

LOS ANGELES ANGELS



2022
LAA
MEDIA GUIDE



SHOHEI
OHTANI

2021 A.L. MOST VALUABLE PLAYER

ロスアンゼルス・エンゼルス



2022 LAA
メディア・ガイド



大谷翔平

2021アメリカン
リーグ最優秀選手



SHOHEI OHTANI

2021 AMERICAN LEAGUE
MOST VALUABLE PLAYER

THE TWO-WAY

FIRST PLAYER IN MLB HISTORY:

TO RECORD

*10+ HR AS A HITTER &
100+ STRIKEOUTS AS A PITCHER
IN THE SAME SEASON*

*20+ STOLEN BASES & 10+ PITCHING
APPEARANCES
IN THE SAME SEASON*

**TO EVER BE SELECTED TO THE ALL-STAR GAME AS
BOTH A PITCHER AND POSITION PLAYER**

FIRST PITCHER TO:

*HIT 3+ TIMES IN GAMES WHERE
A DH IS AVAILABLE*

*MAKE MULTIPLE PITCHING STARTS IN
A SEASON WHILE LEADING MAJORS IN
HOME RUNS SINCE BABE RUTH (1919)*

THE HITTER

**SINGLE-SEASON HOME RUN
RECORD FOR A
JAPANESE-BORN PLAYER**

**FIRST PLAYER IN MLB HISTORY
WITH 5+ 3B, 25+ SB AND
45+ HR IN A SEASON**

*103 RUNS
26 DOUBLES
8 TRIPLES
46 HOME RUNS
100 RBI
96 WALKS
26 STOLEN BASES
.965 OPS*

THE PITCHER

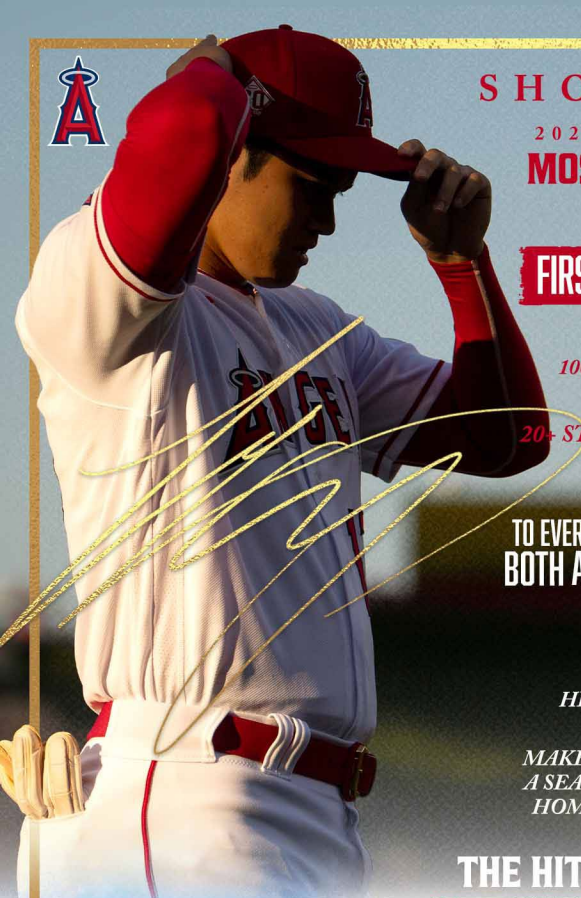
**.087 AVG AGAINST HIS SPLITTER
WAS LOWEST IN MAJORS
FOR ANY PITCH TYPE**

**LED AMERICAN LEAGUE
WITH A .818
WINNING PERCENTAGE**

*9-2 RECORD
3.18 ERA
130.1 IP
156 K
23 STARTS
.207 OPPONENT'S AVG*



**2021 COMMISSIONER'S HISTORIC
ACHIEVEMENT AWARD RECIPIENT**



ANGELS

2022 MEDIA GUIDE

Researched, Written and Edited by:

Matt Birch, Adam Chodzko,
Grace McNamee, Lauren Pluim,
Peggy Berroa-Morales, Adam Cali,
Shane Demmitt, Brett Crane
and Aaron Wiedeman

Graphic Design and Layout:

Tricia Kami

Team Photography:

Blaine Ohigashi
Ricardo Zapata

Additional Photography:

V.J. Lovero, John Cordes, Getty Images,
Major League Baseball, Associated Press,
Sports Illustrated, Tom Donoghue,
Scott Clarke, Jerald Gibbs, Ron Hastings,
Howard Levine, Lou Sauritch
and Jordan Murph

Statistical Information:

STATS LLC, Elias Sports Bureau,
MLB Information Systems, Player Profiles,
SABR, Major League Baseball, Fangraphs,
ESPN Stats & Info, Baseball Reference,
Baseball Savant and Retrosheet

Copyright© 2022

©Angels Baseball, L.P.



The information contained in this publication was compiled by the Angels and is provided as a courtesy to our fans and the media and may be used only for personal or editorial purposes. Any commercial use of this information is prohibited without the prior written consent of the Angels.

All MLB and team insignias depicted in this publication are the property of Major League Baseball and the respective teams and may not be reproduced for commercial purposes without the prior written consent of Major League Baseball.

All information published as of April 2022

TABLE OF CONTENTS



CONTENTS	1
DIRECTORY	4
ANGELS REMEMBER	9
MEDIA INFO	9
FRONT OFFICE	13
FRONT OFFICE HEADSHOTS	33
UNDER THE HALO	39
TV & RADIO INFORMATION	40
TV & RADIO BROADCASTER INFORMATION	42
NAME, LOGOS, & COLORS	46
ANGELS IN THE COMMUNITY	47
MANAGER & COACHES	53
40-MAN ROSTER	222
NON-ROSTER INVITEES	224
HOW THE ANGELS WERE BUILT	225
PRONUNCIATIONS/BIRTHDAYS	226
MINOR LEAGUE	227
MINOR LEAGUE STAFF	228
MINOR LEAGUE AFFILIATES	228
MINOR LEAGUE MANAGERS AND STAFF	230
MINOR LEAGUE 2020 REVIEW	236
MINOR LEAGUE 2020 REVIEW	237
MINOR LEAGUE AWARD WINNERS	238
MINOR LEAGUE AWARD WINNERS	239
2020 DRAFT SELECTIONS	241
ORGANIZATIONAL PLAYERS	242
2021 YEAR IN REVIEW	279
ANGELS RECORDS	291
CLUB GENERAL - SEASON	292
CLUB GENERAL - GAME	297
CLUB GENERAL - CONSECUTIVE	300
CLUB GENERAL - ROOKIE	302
ANGELS IN THE POSTSEASON	303
YEARLY POSTSEASON SUMMARIES	306
ANGELS ALL-TIME GAME-BY-GAME	332
ANGELS ALL-TIME HIGHS AND LOWS	333
ANGELS CAREER LEADERS	334
CLUB HISTORY	335
START OF A FRANCHISE	336
INAUGURAL GAME	337
YEAR BY YEAR RECORDS/STANDINGS	338
ALL-TIME ROSTER	339
OPENING DAY LINEUPS	342
YEAR BY YEAR STATISTICAL REVIEW	343
CAREER BATTING LEADERS	403
SINGLE SEASON BATTING	404
ROOKIE SINGLE SEASON BATTING	406
YEARLY LEADERS BATTING	407
YEARLY LEADERS BATTING	408
CLUB BATTING STATS BY YEAR	411
CLUB DESIGNATED HITTEES	412
CLUB PINCH HITTER	413
CLUB LEADERS PITCHING	414
CAREER LEADERS PITCHING	414
SINGLE SEASON PITCHING	415
ROOKIE SEASON PITCHING	416
YEARLY LEADERS PITCHING	417
CLUB PITCHING YEAR BY YEAR	421
ANGELS MONTH BY MONTH TOTALS	422
CLUB FIELDING YEAR BY YEAR	422
HIGHEST FIELDING PCT BY POSITION	423



DAY BY DAY BEST/WORST RECORDS	424
DAY OF THE WEEK TOTALS	425
ANGELS MONTH BY MONTH TOTALS	426
ANGELS AWARD WINNERS	427
A.L. WEEKLY & MONTHLY AWARDS	431
ANGELS IN THE ALL-STAR GAME	432
LOW HIT GAMES BY ANGELS	433

ANGELS HISTORY 434

ANGELS MISC. HOME RUNS	435
ANGELS IN INTERLEAGUE PLAY	436
SERIES SWEEPS	437
MARATHONS IN ANGELS HISTORY	438
ANGELS IN EXTRA INNINGS	439
1-0 WINS AND LOSSES	440
ANGELS NOTABLE TRADES	442
NOTABLE FREE AGENT SIGNINGS	445
ANGELS FIRST ROUND DRAFT SELECTIONS	446
THE LAST TIME	448
ANGEL STADIUM	449
THE BIG A	452
ANGEL STADIUM FIRSTS	453
ATTENDANCE	454
ALL-STAR GAME	456

ANGELS HALL OF FAME 459

MAJOR LEAGUE BASEBALL 467

MLB OPPONENTS	469
DIRECTORY	487
MOST VALUABLE PLAYER AWARD	488
CY YOUNG	489
ROOKIE OF THE YEAR	490

SPRING TRAINING 491

TEMPE DIABLO STADIUM	492
CLUBHOUSE STAFF	493
ANGELS SPRING TRAINING INFORMATION	494
SPRING TRAINING 2021 SCHEDULE	495
2020 STATS	496

INFORMATION BOX INDEX

A.L. West Division Clinching Dates	323	Mara Forcey Award	232
All-Star Game Bests	432	Memorial Uniform Markings	325
Angels Baseball Foundation	51	Michelle Carew Community Courtyard	485
Angels General Managers	20	Minor League Affiliate History	241
Angel Stadium, Quick Facts	449	MLB Security Policies	441
Angel Stadium Ground Rules	454	Most Walk-Off Wins in Franchise History	65
Angel Stadium Pre-Game Schedules	10	Position Players Pitching	210
Angel Stadium Policies	445	Postseason Attendance	455
Angels Pressbox Online	9	Presidents of the Angels	16
Best Career Earned Run Averages, Starters	302	Radio Broadcasters, All-Time	41
Big A Quick Facts	452	Radio Affiliates (2022)	41
By the Decade	420	Rally Monkey	131
Catching Up on Angels Catchers	59	Retired Numbers	323
Fred Haney Memorial Award	494	Robert O. Fishel Award	77
Gene Autry Memorial Statue	37	Starting Point	58
Hitting Streaks	301	Television Broadcasters, All-Time	40
HR, RBI in a Month	294	Tempe Diablo Stadium Facts & Figures	492
Hundred Home Run Halos	412	V.J. Lovero Photo Well	278
Ippei Mizuhara	139	Walk-Off Home Runs since 2000	489
Longest HR Hit at Angel Stadium	66	What A Relief	71
Managerial Records, Angels All-Time	57		



ANGELS

ANGEL STADIUM • 2000 GENE AUTRY WAY • ANAHEIM, CA 92806 • ANGELS.COM; @ANGELS

FOUNDED: 1960
ADMINISTRATIVE OFFICES
 (714) 940-2000

TICKET INFORMATION
 (714) 634-2000/angels.com

HOME BALLPARK
 Angel Stadium of Anaheim

CAPACITY: 45,517

CONCESSIONS, CATERING & MERCHANDISE
 Legends Hospitality

TEAM COLORS
 Red (PMS 200)
 Dark Red (PMS 202)
 Navy Blue (PMS 289)
 Silver (PMS 877)

SPRING TRAINING FACILITY
 Tempe Diablo Stadium
 2200 W. Alameda
 Tempe, AZ 85282

CLUB AFFILIATES
 Salt Lake Bees (AAA)
 Rocket City Trash Pandas (AA)
 Tri-City Dust Devils (High-A)
 Inland Empire 66ers (Low-A)
 Tempe Angels (R)
 Dominican Angels (R)



EXECUTIVE MANAGEMENT

Ownership	Arte & Carole Moreno
Chairman	Dennis Kuhl
President	John Carpino
Executive Vice President	Dana Wells
Senior Vice President, Finance and Administration	Molly Jolly
Vice President, Ballpark Operations	Brian Sanders

BASEBALL OPERATIONS

General Manager	Perry Minasian
Assistant General Manager	Alex Tamin
Special Assistant to GM	Ben Francisco, Marcel Lachemann
Special Advisor to the GM	Bill Stoneman
Director, Player Procurement	David Haynes
Director, Player Development	Joey Prebysnki
Assistant Director, Player Development	Tony Ferreira
Assistant, Player Development	Luis Barranco
Director, Pro Scouting	Derek Watson
Special Assignment Scout	Ric Wilson
Director, Advance Scout	John Pratt
MLB Advance Scout	Ben Rowen
Director, Amateur Scouting	Tim McIlvaine
Assistant Director, Amateur Scouting	Jeremy Schied
Coordinator, Amateur Scouting	Aidan Donovan
Special Assistant to Scouting	Matt Swanson
Senior Director, International Scouting	Brian Parker
Assistant Director, International Scouting	Brian Cruz
Senior Director, Research and Development	Michael Lord
Senior Analyst, Research and Development	Chet Gutwein
Analysts, Research and Development	Matthew Johnson, Connor Moffatt
Senior Developer, Baseball Systems	Josh Krowiorz
Lead Data Architect, Baseball Systems	Neeketh Sheth
Baseball Systems Developers	Patrick Seminatore, Nick Usoff
Baseball Operations Analysts	Joe Chemak, Dylan Mortimer, Jake Sauberman, Matt Spring, Andrew Zenner
Pitching Analyst, Baseball Operations	Connor Hinchliffe
Coordinator, Pitching Analyst	Jared Hughes
Senior Coordinator, Baseball Administration	Amanda Kropp
Coordinator, Baseball Administration	Peggy Berroa-Morales
Manager, Major League Video	Ryan Dundee
Traveling Secretary	Tom Taylor
Director, Equipment and Clubhouse Operations	Guy Gallagher
Assistant Clubhouse Manager	Shane Demmitt
Visiting Clubhouse Manager	Brett Crane
Visiting Clubhouse Assistant Manager	Aaron Wiedeman
Interpreter	Ippei Mizuhara

MEDICAL & PERFORMANCE STAFF

Physician/Internal Medicine	Craig Milhouse, M.D.
Orthopedic Physicians (Kerlan-Jobe Clinic)	John Itamura, M.D.; Brian Schulz, M.D.; Carlos Uquilles M.D.; Steve Yoon, M.D.
Director, Performance Integration	Kenneth Smale
Director, Sports Medicine & Head Athletic Trainer	Mike Frostad
Athletic Training Services Coordinator	Rick Smith
Assistant Certified Athletic Trainers	Matt Biancuzzo, Eric Munson
Head Strength & Conditioning Coach	Matt Tenney
Assistant Strength & Conditioning Coach	Adam Auer
Head Physical Therapist	Marc Oceguera
Assistant Physical Therapist	Robbie Williams
Massage Therapist	Yoichi Terada
Chiropractic Consultant	Chuck Clark, DC
Employee Assistance Program/Clinical Psychologist	Erik Abell, PhD
Registered Dietitian	Becci Twombly

COMMUNICATIONS

Director, Communications	Adam Chodzko
Senior Manager, Communications	Matt Birch
Manager, Communications	Grace McNamee
Digital Communications Manager	Hannah Stange
Senior Coordinator, Video Communications	Ricardo Zapata
Team Photographer	Blaine Ohgashi

COMMUNITY RELATIONS

Director, Corporate and Community Partnerships	Nicole Provansal
Manager, Foundation and Community Initiatives	Adam Cali
Scholarship Programs and Marketing Coordinator	Lillea Acasio
Authentications Supervisor	Tyler Ogawa

CORPORATE SPONSORSHIP

Vice President, Sponsorships	Mike Fach
Director, Partnership Services	Bobby Kowan
Senior Corporate Account Executive	Drew Zinser
Senior Manager, Partnership Services	Andie Mitsuda
Account Executives, Corporate Partnerships	Jonathan Chodzko, Jared Florin
Account Managers, Partnership Services	Gabriella Cipolletti, Kyra Czyrkliis, Vanessa Gilles

ENTERTAINMENT

Director, Entertainment & Production	Peter Bull, Davin Maske
Manager, Video Productions	Lizette Cabrera
Production Coordinator	Cole Dragon
Engineer	Zac Applegate
Marketing and Entertainment Coordinator	Mandi Ortiz
Public Address Announcer	Michael Araujo

FINANCE

Senior Director, Finance	Doug Mylowe
Controller	Sue Bassett
Assistant Controller	Jennifer Whynott
Financial Operations Manager	Jennifer Jeanblanc
Payroll Manager	Lorelei Schlitz
Accountants	Kylie McManus, Sarah Talamonte

HUMAN RESOURCES

Vice President, Human Resources	Deborah Johnston
Director, Human Resources	Mavra Castro
Benefits Manager	Cecilia Schneider
Manager, Risk Management	Ruth Aguilera
Human Resources and Payroll Administrator	Reyna Mancilla

INFORMATION SERVICES

Senior Director, Information Services	Al Castro
Director, Network Infrastructure	Neil Fariss
Senior Network Engineer	James Sheu
Technical Services Manager	Josh Schnoor
Desktop Support Analyst	Dennis De Jesus

MARKETING

Director, Ticket Marketing and Business Analytics	Ryan Vance
Director, Brand and Product Marketing	Alex Tinyo
Director, Community and Digital Marketing	Vanessa Vega
Manager, Business Analytics	Julius "JJ" Evans
Business Analyst	Nicole Yamasaki
Graphic Designer	Tricia Kami



SALES & CLIENT SERVICES

Senior Director, Ticket Sales and Services	Jim Panetta
Director, Business Development, Premium Sales & Service	Aaron Dragomir
Senior Manager, Ticket Sales	David Neumann
Client Services Manager	Jennifer Moran
Business Development Manager	Jeff Leuenberger
Premium Sales Manager	Eddie Gomez
Account Manager, Premium Sales	Nick Andre
Account Managers, Business Development	Robert Foster, Chris Young
Account Executive, Business Development	Eduardo Inarra
Group Sales Supervisor	Phil Gurule
Senior Group Sales Specialist	Angel Rodriguez
Client Services Manager	Abbi Newton
Client Services Representatives	Cheyenne Reta, Connor Steer, Jake Wilson
Account Executives, Group Sales	Melissa Fombona, Keegan Forbes, Jon Leachman, Tucker McGarrity Mary Myers, Randy Rigali, Luis Vargas, Clare Wehan


STADIUM OPERATIONS

Director, Special Events	Courtney Wallace
Director, Stadium Operations	Calvin Ching
Director, Ballpark Operations and Development	Nathan Bautista
Manager, Special Events and Services	Eileen Prescott
Manager, Ballpark Operations and Events	Shanelle Stephens
Senior Manager, Facilities and Housekeeping	Jose Padilla
Scheduling Manager	Antonio Flores
Senior Coordinator, Special Events	Tina Sanchez
Ballpark and Special Events Coordinators	Brett Halstead, An Pham
Senior Supervisor, Stadium Facilities	Pedro Del Castillo
Custodial Supervisors	Robert Iglesias, Ray Nells
Purchasing Manager	Suzanne Peters
Purchasing and Facilities Assistant	Rene Escarcega
Administrative Assistant, Facilities	Carmen Mispagal
Wardrobe Supervisor	Genaro Luna
Receptionist	Margie Walsh
Field/Ground Maintenance Manager	Barney Lopas
Assistant Groundskeeper	Greg Laesch
Groundskeepers	Brett Maida, Travis Chapman
Lead HVAC Electrician	Bob Ross
Lead HVAC Technician	Tony Suruor
Electrician	Robert Macchiavello
Lead Painters	Jaime Merino
Painters	Daniel Angulo
Skilled Craftsmen	Alex Cervantes, Frank Stewart, Jonathan Martin
Equipment Mechanic	Ryan Mendoza
Senior Manager, Stadium Operations	Carlos Campos
Manager, Ballpark Operations and Security	Jacqueline Urbanus
Security Manager	Mark Macias
Security Assistant Manager	JB Jaso
Security Hosts	Jose Andrade, James Haskins, Richard Schilpp

TICKETING

Senior Director, Ticket Operations and Services	Tom DeTemple
Senior Manager, Ticket Operations	Sheila Brazelton
Ticket Operations Manager	Armando Reyna
Ticket Services Representative	Clancy Holligan





JOE ALTOBELLI

MAY 26, 1932 – MARCH 3, 2021 (88)


- Played 3 Major League seasons for Cleveland and Minnesota
- Managed 7 years as a Major League Manager for San Francisco, Baltimore and Chicago Cubs
- World Series Manager for the 1983 Baltimore Orioles



ED ARMBRISTER

JULY 4, 1948 – MARCH 17, 2021 (72)

- Played 5 Major League seasons for Cincinnati
- Two time World Series Champion (1975 and 1976)



KIMERA BARTEE

JULY 21, 1972 – DECEMBER 21, 2021 (49)

- Played 6 Major League seasons for Detroit, Cincinnati and Colorado
- Coached 5 Major League seasons for Pittsburgh, Philadelphia and Detroit



EDDIE BASINSKI

NOVEMBER 4, 1922 – JANUARY 8, 2022 (99)

- Played 3 Major League seasons for Brooklyn and Pittsburgh
- One time All-Star (1945)



LARRY BIITTNER

JULY 28, 1945 – JANUARY 2, 2022 (75)

- Played 17 Major League seasons for Washington Senators, Texas, Montreal, Chicago Cubs and Cincinnati



JOE BECKWITH

JANUARY 28, 1955 – MAY 22, 2021 (66)

- Pitched 7 Major League seasons for Los Angeles Dodgers and Kansas City
- World Series Champion (1985)



CLOYD BOYER

SEPTEMBER 1, 1927 – SEPTEMBER 20, 2021 (94)

- Pitched 5 Major League seasons for St. Louis and Kansas City Athletics
- Pitching coach for the New York Yankees and Atlanta
- World Series Champion (1977)



HAL BREEDEN

JUNE 28, 1944 – MAY 3, 2021 (76)

- Played 5 Major League seasons for Chicago Cubs and Montreal



BOBBY BROWN

OCTOBER 25, 1924 – MARCH 25, 2021 (96)

- Played 8 Major League seasons for New York Yankees
- Four time World Series Champion (1947, 1949-51)
- Interim president of the Texas Rangers
- President of the American League



BILL BRYK

JANUARY 18, 1951 – APRIL 6, 2021 (70)

- Scout for San Diego, Pittsburgh and Arizona
- Special Assistant to the General Manager for Arizona



JOE BUTTITTA

C. 1942-JULY 25, 2021 (79)

- Los Angeles Angels play by play announcer



DUKE CARMEL

APRIL 23, 1937 – AUGUST 3, 2021 (84)

- Played 4 Major League seasons for St. Louis, New York Mets and New York Yankees



RAFAEL CARMONA

OCTOBER 2, 1972 – AUGUST 2, 2021 (49)

- Pitched 4 Major League seasons for Seattle



TOM CARROLL

SEPTEMBER 17, 1936 – SEPTEMBER 21, 2021 (85)

- Played 3 Major League seasons for New York Yankees and Kansas City Athletics
- Served the CIA for 26 years after retiring from baseball



AARON CHARLTON

1971-OCTOBER 12, 2021 (58)

- Vice President for Stats Perform
- Won four Emmy Awards, worked on 50 World Series games and two Super Bowls



GENE CLINES

OCTOBER 6, 1946 – JANUARY 27, 2022 (75)

- Played 10 Major League seasons for Pittsburgh, New York Mets, Texas and Chicago Cubs
- Coached 22 seasons with 5 Major League teams, including Chicago Cubs, Houston, Seattle, Milwaukee and San Francisco.
- World Series Champion (1971)



BILLY CONIGLIARO

AUGUST 15, 1947 – FEBRUARY 10, 2021 (73)
 • Played 5 Major League seasons for Boston, Milwaukee and Oakland
 • World Series Champion (1973)



RHEAL CORMIER

APRIL 23, 1967 – MARCH 8, 2021 (53)
 • Played 16 Major League seasons for St. Louis, Boston, Montreal, Philadelphia and Cincinnati



JIM CORSI

SEPTEMBER 9, 1961 – JANUARY 4, 2022 (60)
 • Pitched 10 Major League seasons for Oakland, Houston, Florida, Boston, Baltimore




DEL GRANDALL

MARCH 5, 1930 – MAY 5, 2021 (91)
 • Played 16 Major League seasons for Boston/Milwaukee Braves, San Francisco, Pittsburgh, Cleveland
 • Managed 6 Major League seasons for Milwaukee and Seattle
 • World Series Champion (1957)
 • Eleven time All-Star (1953-56, 1958-1960, 1962)
 • Four time Gold Glove Award winner (1958-60, 1962)



JOE CUNNINGHAM

AUGUST 27, 1931 – MARCH 25, 2021 (89)
 • Played 12 Major League seasons for St. Louis, Chicago White Sox and Washington Senators
 • Two time All-Star (1959 x 2)



DON DEMETER

JUNE 25, 1935 – NOVEMBER 29, 2021 (86)
 • Played 11 Major League seasons for Brooklyn and Los Angeles Dodgers, Philadelphia, Detroit, Boston and Cleveland
 • World Series Champion (1959)



DON DILLARD

JANUARY 8, 1937 – JANUARY 8, 2022 (85)
 • Played 8 Major League seasons for Cleveland and Milwaukee Braves



ART DITMAR

APRIL 3, 1929 – JUNE 11, 2021 (92)
 • Played 9 Major League seasons for Philadelphia Athletics, Kansas City Athletics, New York Yankees
 • World Series champion (1958)



CHUCK DOBSON

JANUARY 10, 1944 – NOVEMBER 30, 2021 (77)
 • Pitched 9 Major League seasons for Kansas City Athletics, Oakland and California



PEDRO FELICIANO

AUGUST 25, 1976 – NOVEMBER 7, 2021 (45)
 • Pitched 9 Major League Seasons with New York Mets



JIM FREGOSI JR.

APRIL 11, 1964 – DECEMBER 9, 2021 (57)
 • Scouted for various Major Leagues teams including Kansas City and Philadelphia
 • Former special assistant to the general manager with Kansas City
 • Son of Jim Fregosi Sr.



RAY FOSSE

APRIL 4, 1947 – OCTOBER 13, 2021 (74)
 • Played 12 Major League seasons for Cleveland, Oakland, Seattle and Milwaukee
 • Two time All-Star (1970, 1971)
 • Two time World Series champion



PAUL FOYTACK

NOVEMBER 16, 1930 – JANUARY 23, 2021 (90)
 • Pitched 11 Major League seasons with Detroit and Los Angeles Angels



BILL FREEHAN

NOVEMBER 29, 1941 – AUGUST 19, 2021 (79)
 • Played 15 Major League seasons with Detroit
 • Eleven time All-Star (1964-1973, 1975)
 • World Series Champion (1968)
 • Five time Gold Glove Award (1965-1969)



ADRIAN GARRETT

JANUARY 3, 1943 – APRIL 22, 2021 (78)
 • Played 8 Major League seasons with Atlanta, Chicago Cubs, Oakland and California



JEREMY GIAMBI

SEPTEMBER 30, 1974 – FEBRUARY 9, 2022 (47)
 • Played 6 Major League seasons with Kansas City, Oakland, Philadelphia and Boston



PEDRO GONZALEZ

DECEMBER 12, 1937 – JANUARY 10, 2021 (83)
 • Played 5 Major League seasons with New York Yankees and Cleveland





JIM MUDCAT GRANT

AUGUST 13, 1935 – JUNE 11, 2021 (85)

- Pitched 14 Major League seasons with Cleveland, Minnesota, Los Angeles Dodgers, Montreal, St. Louis, Oakland and Pittsburgh
- Two time All-Star (1963, 1965)



DAVID GREEN

DECEMBER 4, 1960 – JANUARY 25, 2022 (61)

- Played 6 Major Leagues seasons with St. Louis and San Francisco
- World Series Champion (1982)



JOHNNY GROTH

JULY 23, 1926 – AUGUST 7, 2021 (95)

- Played 15 Major Leagues seasons with Detroit, St. Louis Browns, Chicago White Sox, Washington Senators and Kansas City Athletics
- Worked as a scout for the Milwaukee and Atlanta Braves, as well as St. Louis Cardinals.



CHUCK HARTENSTEIN

MAY 26, 1942 – OCTOBER 2, 2021 (79)

- Pitched 6 Major League seasons with Chicago Cubs, Pittsburgh, St. Louis, Boston and Toronto
- Scout for California



WYNN HAWKINS

FEBRUARY 20, 1936 – FEBRUARY 11, 2021 (84)

- Pitched 3 Major League seasons for Cleveland
- Worked as a scout and traveling secretary for Cleveland



ROLAND HEMOND

OCTOBER 26, 1929 – DECEMBER 13, 2021 (92)

- The first farm and scouting Director for the Angels (1961-70)
- Former general manager and executive advisor for Chicago White Sox and Baltimore
- Former senior executive vice president and special assistant to the president for Arizona
- Served as the president of the Association of Professional Baseball Players of America and helped found the Professional Baseball Scouts Foundation



TOM HILGENDORF

MARCH 10, 1942 – MARCH 25, 2021 (79)

- Pitched 6 Major League seasons for St. Louis, Cleveland and Philadelphia



LAMARR HOYT

JANUARY 1, 1955 – NOVEMBER 30, 2021 (66)

- Pitched 8 Major League seasons for Chicago White Sox and San Diego
- One time All-Star (1985)
- AL Cy Young Award (1983)



JEFF INNIS

JULY 5, 1962 – JANUARY 30, 2022 (59)

- Pitched 7 Major League seasons for New York Mets



GRANT JACKSON

SEPTEMBER 28, 1942 – FEBRUARY 2, 2021 (78)

- Pitched 18 Major League seasons with Philadelphia, Baltimore, New York Yankees, Pittsburgh, Montreal, Kansas City
- One time All-Star (1969)
- World Series champion (1979)
- Coached 5 Major League seasons for Pirates and Cincinnati



RON JOHNSON

MARCH 23, 1956 – JANUARY 26, 2021 (64)

- Played 3 Major League seasons with Kansas City and Montreal
- Coached 2 Major League seasons for Boston



JERRY JOHNSON

DECEMBER 3, 1943 – NOVEMBER 15, 2021 (77)

- Pitched 10 Major League seasons with Philadelphia, St. Louis, San Francisco, Cleveland, Houston, San Diego and Toronto



DOUG JONES

JUNE 24, 1957 – NOVEMBER 22, 2021 (64)

- Pitched 16 Major League seasons with Milwaukee, Cleveland, Houston, Philadelphia, Baltimore, Chicago Cubs and Oakland
- Five time All-Star (1988-1990, 1992, 1994)



LEW KRAUSSE

APRIL 25, 1943 – FEBRUARY 16, 2021 (77)

- Pitched 12 Major League seasons with Kansas City Athletics, Oakland, Milwaukee, Boston, St. Louis and Atlanta



DICK LAWLOR

JULY 19, 1932 – DECEMBER 28, 2021 (89)

- Scout for Philadelphia from 1977-2011



RICHIE LEWIS

JANUARY 25, 1966 – DECEMBER 7, 2021 (55)

- Pitched 7 Major League seasons with Baltimore, Florida, Detroit, Oakland, Cincinnati and Baltimore





JULIO LUGO

NOVEMBER 16, 1975 – NOVEMBER 15, 2021 (45)


- Played 12 Major League seasons with Houston, Tampa Bay, Los Angeles Dodgers, Boston, S. Louis, Baltimore and Atlanta
- One time World Champion (2007)



ÁNGEL MANGUAL

MARCH 19, 1947 – FEBRUARY 16, 2021 (73)


- Played 7 Major League seasons with Pittsburgh and Oakland
- Three time World Series champion (1972-1974)



MIKE MARSHALL

JANUARY 15, 1943 – MAY 31, 2021 (78)


- Pitched 14 Major League seasons with Detroit, Seattle Pilots, Houston, Montreal, Los Angeles Dodgers, Atlanta, Texas, Minnesota, New York Mets
- Two time All-Star (1974, 1975)
- National League Cy Young (1974)



TOM MATCHICK

SEPTEMBER 7, 1943 – JANUARY 4, 2022 (78)

- Played 6 Major League seasons with Detroit, Boston, Kansas City, Milwaukee, Baltimore
- World Series Champion (1968)



BILLY MORAN

NOVEMBER 27, 1933 – OCTOBER 21, 2021 (87)

- Played 7 Major League seasons for Cleveland and Los Angeles Angels
- Two time All-Star (twice in 1962)



MIKE OVERY

JANUARY 27, 1951 – SEPTEMBER 22, 2021 (70)

- Played 1 Major League season for California



JUAN PIZARRO

FEBRUARY 7, 1937 – FEBRUARY 18, 2021 (84)

- Pitched 18 Major League seasons for Milwaukee Braves, Chicago White Sox, Pittsburgh, Boston, Cleveland, Oakland, Chicago Cubs and Houston
- Two time All-Star (1963, 1964)
- World Series champion 1957



TOM REICH

MARCH 15, 1939 – JULY 2, 2021 (82)

- Baseball agent who represented Dock Ellis, George Foster, Ken Griffey, Sammy Sosa, Chili Davis and Mo Vaughn



SCOTT REID

JANUARY 7, 1947 – JUNE 29, 2021 (74)

- Played 2 Major League seasons with Philadelphia
- Scouted for Philadelphia, Chicago Cubs, Florida and Detroit
- Vice president of player personnel for Detroit



KEN REITZ

JUNE 24, 1951 – MARCH 31, 2021 (69)

- Played 11 Major League seasons with St. Louis, San Francisco, Chicago Cubs and Pittsburgh
- One time All-Star (1980)
- Gold Glove Award winner (1975)



JERRY REMY

NOVEMBER 8, 1952 – OCTOBER 30, 2021 (68)


- Played 10 Major League seasons with California and Boston
- One time All-Star (1978)
- Color commentator for the Red Sox TV for 33 years



J.R. RICHARD

MARCH 7, 1950 – AUGUST 4, 2021 (71)

- Pitched 10 Major League season with Houston
- One time All-Star (1980)
- Member of the Houston Astros Hall of Fame



EDDIE ROBINSON

DECEMBER 15, 1920 – OCTOBER 4, 2021 (100)

- Played 13 Major League seasons for Cleveland, Washington Senators, Chicago White Sox, Philadelphia Athletics, New York Yankees, Kansas City Athletics, Detroit and Baltimore
- Four time All-Star (1949, 1951-53)
- World Series champion (1948)
- Front office staff for Baltimore, Houston, Kansas City Athletics, Atlanta and Texas
- General Manager of the Atlanta Braves and Texas Rangers



VIC ROZNOVSKY

OCTOBER 19, 1938 – JANUARY 18, 2022 (83)

- Played 5 Major League season with Chicago Cubs, Baltimore and Philadelphia



MIKE SADEK

MAY 30, 1946 – JANUARY 20, 2021 (74)

- Played 8 Major League seasons for San Francisco



RICHIE SCHEINBLUM

NOVEMBER 5, 1942 – MAY 10, 2021 (78)

- Played 8 Major League seasons for Cleveland, Washington Senators, Kansas City, Cincinnati, California and St. Louis
- One time All-Star (1972)



BILL SCHUDLICH

OCTOBER 16, 1939 – SEPTEMBER 19, 2021

- Longtime scout for Montreal, Detroit and Cleveland



JIM SNYDER

AUGUST 15, 1932 – MARCH 9, 2021 (88)

- Played 3 Major League seasons with Minnesota
- Managed Seattle Mariners (1988)



RENNIE STENNET

APRIL 5, 1949 – MAY 18, 2021 (72)

- Played 11 Major League seasons with Pittsburgh and San Francisco
- World Series champion (1979)



ART STEWART

FEBRUARY 6, 1927 – NOVEMBER 11, 2021 (94)

- Former scout for New York Yankees and front office executive with the Kansas City Royals, serving as Senior Advisor to the General Manager
- Served 52 season with the Royals



BILL SUDAKIS

MARCH 27, 1946 – SEPTEMBER 15, 2021 (75)

- Played 8 Major League seasons with Los Angeles Dodgers, New York Mets, Texas, New York Yankees, California and Cleveland



WAYNE TERWILLIGER

JUNE 27, 1925 – FEBRUARY 3, 2021 (95)

- Played 9 Major League seasons with Chicago Cubs, Brooklyn, Washington Senator, New York Giants, Kansas City Athletics
- Coached 14 Major League seasons for Texas and Minnesota
- Two time World Series champion (1987, 1991)



TIM THOMPSON

MARCH 1, 1924 – OCTOBER 25, 2021 (97)

- Played 4 Major League seasons with Brooklyn, Kansas City Athletics and Detroit
- Coached 1 Major League season for St. Louis
- Scouted for St. Louis, Los Angeles Dodgers and Baltimore



DICK TIDROW

MAY 14, 1947 – JULY 10, 2021 (74)

- Pitched 13 Major League seasons with Cleveland, New York Yankees, Chicago Cubs, Chicago White Sox and New York Mets
- Two time World Series champion (1977 and 1978)
- Scouted for the New York Yankees and San Francisco
- Special assistant to the general manager and director of player personnel for San Francisco



TIM TOLMAN

APRIL 20, 1956 – JUNE 3, 2021 (65)

- Played 7 Major League seasons for Houston and Detroit
- Scouted for Houston and was part of the player development department for Cleveland and Seattle
- Coached for Washington Nationals and Cleveland



VITO VALENTINETTI

SEPTEMBER 16, 1928 – AUGUST 5, 2021 (92)

- Pitched 5 Major League seasons with Chicago White Sox, Chicago Cubs, Cleveland, Detroit and Washington Senators



COOT VEAL

JULY 9, 1932 – MARCH 14, 2021 (88)

- Played 6 Major League seasons with Detroit, Washington Senators and Pittsburgh



WILLIAM VIRDON

JUNE 9, 1931 – NOVEMBER 23, 2021 (90)

- Played 12 Major League seasons with St. Louis and Pittsburgh
- Managed 13 seasons with Pittsburgh, New York Yankees, Houston Astros and Montreal Expos
- Two time World Series champion (1960 and 1971)
- NL Rookie of the Year (1955)
- Gold Globe Award winner (1962)



GERALD WILLIAMS

AUGUST 10, 1966 – FEBRUARY 8, 2022 (55)

- Played 14 Major League seasons with New York Yankees, Milwaukee, Atlanta, Florida and New York Mets



STAN WILLIAMS

SEPTEMBER 14, 1936 – FEBRUARY 20, 2021 (84)

- Pitched 14 Major League seasons with Los Angeles Dodgers, New York Yankees, Cleveland, Minnesota, St. Louis and Boston
- Pitching coach for 14 Major League seasons with Boston, Chicago White Sox, New York Yankees, Cincinnati, and Seattle
- Scouted for Tampa Bay and Washington Nationals
- Two time All-Star (1960 twice)
- Two time World Series champion (1959, 1990)



ANGELS COMMUNICATIONS DEPARTMENT

2000 GENE AUTRY WAY • ANAHEIM, CA 92806
(714) 940-2014 • @LAANGELSPR



Adam Chodzko



Matt Birch



Grace McNamee



ADMISSION TO ANGEL STADIUM: Media will need to enter the ballpark through **Gate 3**, located to the left of the Angels executive offices in the right field corner. The Media Entrance opens four hours prior to game time (three hours prior to day games).

CREDENTIALS: To obtain season-long and daily media credentials, an application must be submitted via the MLB credentialing website, credentials.mlb.com by the outlet affiliation manager. Credentials will be issued only to legitimate news-gathering agencies. For daily credentials, requests, which also must be made through MLB's credential website are required to be made at least 24 hours in advance of weekday games and by 5 p.m. on the previous Friday for weekend games.

Credentials will be available for pickup at Gate 3 security checkpoint, which opens four hours prior to game time (three hours before day games). Please make certain all credential requests are confirmed by the Communications office prior to arrival at the stadium. Identification will be required to claim the passes. Media members with BBWAA credentials should notify Angels Communications when planning to cover a contest to reserve a seat in the press box. ALL CREDENTIALS ARE NON-TRANSFERABLE; ANY UNAUTHORIZED USE WILL BE CAUSE FOR CONFISCATION OF CREDENTIAL AND EJECTION FROM ANGEL STADIUM.

PARKING: Media must enter Angel Stadium through the Orangewood Media/VIP/Bus entrance and park in the designated media parking lot, as directed by the Angels parking attendants. Parking is free of charge with valid credentials. **Season credential holders will be required to present their Angels season credentials or BBWAA season credentials at the entrance of the media parking lot.** If attending on a single game basis, parking is included with approval of your daily credential request. Media members attending on a daily credential basis will have their names placed on the club's media parking list. If arrangements are not made, a parking fee may be charged and no refunds can be given.

PRESS BOX: The Press Box is located on the Club Level. After entering through Gate 3, proceed to the elevators located behind the Red Awning on your left or utilize the ramps to access the Club Level. If using the elevator, ride up to the Club Level (number 4), make a right out of the elevator and proceed down the 1st base side concourse to the Press Box at sections 344-345.

ANGELS PRESSBOX ONLINE

In an effort to make Angels information more accessible to the media while also protecting our environment, the Angels Communications department provides all season and game information online at angelspressbox.com and on Twitter, @LAAngelsPR.

You can also follow the Angels on Instagram, Twitter and Facebook:
Instagram: @Angels Twitter: @Angels facebook.com/angels

PRESS CLUB (MEDIA DINING): After entering through Gate 3, proceed to your left to the elevators located at the Red Awning. Take the elevator up to the Club Level (number 4), make a right out of the elevator and proceed through the glass doors and into the Press Club. Prior to each home game, media with season, MLB, or single game credentials are welcome to dine in the Press Club. There will be a \$12.00 fee charged for each meal. Refreshments are also available during the game through the seventh inning. Press Club usage is limited to those with proper credentials. The Club is not able to accommodate family members, friends or guests. NO ONE UNDER 18 years of age will be permitted in the Press Club. As a professional courtesy, we ask that you dress in appropriate business attire. Any abuse of these privileges may cause forfeiture of credentials.

The Press Club will also serve as an overflow press working area.

CLUBHOUSE AND FIELD ACCESS FROM CLUB LEVEL: The following is subject to change based on MLB's 2022 Health and Safety protocols and current CBA. Ramp #5, located on the first base side of the Club Level by the escalator at section 335 can be used for Field/Clubhouse access via the stairwell. The Angels clubhouse is open 3-1/2 hours prior to game time and will remain open until one hour before game time. The clubhouse will also open approximately 10 minutes following the conclusion of the game. The visiting clubhouse is governed by the visiting club. The Umpires Dressing Room is off-limits to the media. If a comment or interpretation from the umpire crew chief is needed, a pool reporter may be assigned.

INTERVIEW ROOM: Following each home game, the Angels manager is scheduled to meet with the media approximately 10 minutes after the final out in the club's interview room. Media wishing to participate should enter through the doors directly across from the clubhouse elevators. **The proceeding is subject to change based on MLB's 2022 Health and Safety protocols and current CBA.**

PHOTOGRAPHY: Photo credentials are issued in the same manner as media credentials. Due to limited photo locations, it is impossible to allow freelance photographers or photo wire services access unless assigned by a legitimate newsgathering agency.

INTERVIEWS: Requests for interviews needing advance preparation or special accommodation by an Angels player or staff member are to be directed to the Angels Communications Department. This includes all live television interviews for pre-game and post-game as well as all on-field requests prior to batting practice.

NO AUTOGRAPHS: ANY MEMBER OF THE MEDIA REQUESTING AUTOGRAPHS OR PERSONAL PHOTOGRAPHS FROM PLAYERS OR COACHES WILL HAVE PRESS ACCESS REVOKED.

We hope these guidelines will assist you in your coverage of the Angels and Major League Baseball at Angel Stadium. Please do not hesitate to contact us if you need additional assistance.

ANGEL STADIUM PRE-GAME SCHEDULES

1:07 GAME TIME

Angels Stretch	10:45 - 11:00
Angels BP	11:00 - 11:45
Visitors BP	11:45 - 12:25
Grounds Crew	12:30 - 1:00

4:07 GAME TIME

Visitor's Early BP	11:00 - 12:00
Angels Early BP	12:00 - 1:00
Angels Stretch	1:15 - 1:30
Angels BP	1:30 - 2:20
Visitors BP	2:25 - 3:25
Grounds Crew	3:25 - 4:00

5:05 GAME TIME

Visitor's Early BP	12:00 - 1:00
Angels Early BP	1:00 - 2:00
Angels Stretch	2:15 - 2:30
Angels BP	2:30 - 3:20
Visitors BP	3:25 - 4:25
Grounds Crew	4:25 - 5:00

6:07 GAME TIME

Visitor's Early BP	1:00 - 2:00
Angels Early BP	2:00 - 3:00
Angels Stretch	3:15 - 3:30
Angels BP	3:30 - 4:20
Visitors BP	4:25 - 5:25
Grounds Crew	5:25 - 6:00

6:38 GAME TIME

Visitor's Early BP	1:30 - 2:30
Angels Early BP	2:30 - 3:30
Angels Stretch	3:45 - 4:00
Angels BP	4:00 - 4:50
Visitors BP	4:55 - 5:55
Grounds Crew	5:55 - 6:30

7:07 GAME TIME

Visitor's Early BP	2:00 - 3:00
Angels Early BP	3:00 - 4:00
Angels Stretch	4:15 - 4:30
Angels BP	4:30 - 5:20
Visitors BP	5:25 - 6:25
Grounds Crew	6:25 - 7:00



メディア情報の案内

エンゼルス・スタジアムへの入場：

メディアはエンゼルスのエグゼクティブ・オフィス左横にあるゲート 5 から入場して下さい。メディア用入り口は試合開始 4 時間前に開きます。(デイ・ゲームは 3 時間前)

メディア・パス：

シーズン・パス、またはデイ・パスを取得するには各メディア媒体のマネージャーが MLB メディア・パス申請サイト credentials.mlb.com にて申請書を提出する必要があります。メディア・パスは合法的なニュース収集機関のみに発行されます。デイ・パスの申請は同サイト (<https://credentials.mlb.com>) で申込みが出来ますが、週日の試合は最低試合開始 2 4 時間前、週末の試合は金曜日の午後 5 時まで申請書を提出する必要があります。球場に到着する前にメディア・パスの申請が球団広報部によって受理されている事を確認して下さい。パスの受け取りには身分証明書が必要です。BBWAA 資格を持つメディアの方は記者席に座席を確保する為 Angels Communications に通知する必要があります。全てのメディア・パスは他人へ譲渡する事は出来ません。不正な使用をした場合、メディア・パスの没収と球場退場の原因となります。

駐車場：

メディアは Orangewood Media / VIP / Bus Entrance の入口から入場し、指定された駐車場に車を駐車して下さい。メディア駐車場はゲート 5 近くの 3 A と 4 A になります。有効なメディア・パスをお持ちの方には駐車場は無料です。

駐車場の入場と共にシーズン・パスがスキャンされます。試合毎に来場される方はデイ・パスの申請許可と共に駐車場の入場が可能です。(駐車場のゲートにリストがあります。) 申請がされていない場合、またはパスの許可が下りていない場合、駐車料金を支払う場合もあります。その際、駐車料金の払い戻しはありません。

PRESS BOX (記者席)：

記者席はクラブ・レベルに設置されています。ゲート 5 から入場後、スロープを利用してクラブ・レベル (4 階) まで上がります。記者席はセクション 3 4 4 - 3 4 5 にあります。ゲート 5 近くにエレベーターがありますが MLB の安全規約によってスロープの使用を勧めています。

PRESS CLUB (記者クラブ・メディア食堂)：

記者クラブはクラブ・レベルに設置されています。ゲート 5 から入場後、スロープを利用してクラブ・レベル (4 階) まで上がり、ホーム裏に向かってコンコースを進み左側にあるガラス扉を通じてプレス・クラブに入ります。地元での試合前、シーズン・パス、MLB パス、またはデイ・パスのメディアはプレス・クラブを利用したの食事が出来ます。プレス・クラブの利用料金は \$12 です。試合の 7 回までは軽食 (スナック等) や飲み物が用意されています。プレス・クラブの利用はメディア・パス保持者のみに限定されま

す。家族、友人、お客様はお断りさせて頂いています。18 歳未満の入室は禁止されています。また他の方々への礼儀として適切な服装 (ビジネス・スアタイア) での入室をお願い致します。尚、これらの特権を乱用した場合にはメディア・パスの没収となります。記者席が満席となった場合、プレス・クラブは臨時の記者席となります。

クラブ・レベルからクラブハウスとフィールドへのアクセス：

階段を利用される方は 1 塁側クラブ・レベルのセクション 335 近くにあるエスカレーター横の 5 番ランプを利用してフィールドまたはクラブハウスにアクセス出来ます。エンゼルスのクラブハウスは試合開始 3 時間半前から 1 時間前まで開いています。また、両クラブハウスは試合終了 10 分後に開きます。ビジター・クラブハウスはビジター・チームの管理下にあります。審判室はメディアの立入禁止となっています。主審判 (クルー・チーフ) からコメント等が必要な場合はプール記者が代表となります。尚、MLB の安全規約に基づき変更される場合があります。

インタビュールーム：

エンゼルス・スタジアムでの試合終了後 (最終アウト後) ブラッド・オースマス監督はメディアと 10 分間の会見を球団のインタビュールームで行います。出席されるメディアはクラブハウスのエレベーター前のドアから入して下さい。MLB の安全規約に基づき変更される場合があります。

写真：

カメラマンのパスはメディア・パスと同様に <https://credentials.mlb.com> にて申請して下さい。カメラ位置は限られている為フリーのカメラマンや写真通信社は合法的なニュース収集機関からの取材依頼が必要です。

インタビュー：

エンゼルスの選手またはスタッフから事前に準備が必要なインタビューまたは特別な依頼は球団広報部にご連絡ください。試合前後のインタビューの生中継、またはバッティング練習前のフィールドでのリクエストも含まれます。

選手からのサイン：

選手からのサイン：個人用の写真やサインを選手やコーチに依頼するメディアはパスを没収されます。これらのガイドラインによってメディアの方々のエンゼルスの取材、またメジャー・リーグ・ベースボールの取材に役立てる事を願っています。助力が必要な場合にはご連絡ください。

エンゼルスのオンライン記者席

メディアの皆様がエンゼルスの情報をアクセスしやすい様に、そして環境にも優しい様にエンゼルスのコミュニケーションズ部はシーズンや試合情報をオンラインで利用可能にしています。angelspressbox.com または Twitter で @LAAngelsPR でアクセス出来ます。他に Instagram や Twitter、Facebook でもエンゼルス情報をフォロー出来ます。



MAJOR LEAGUE BASEBALL 2022 IMPORTANT DATES CALENDAR

JANUARY

- 15 Beginning of the 2021 - 2022 International Signing Period

MARCH

- 10 Ratification of new Collective Bargaining Agreement - Transaction Freeze Lifted
11 The voluntary date on which all players on a Major League roster may be invited to Spring Training workouts
First date Clubs may ask for waivers
First date players maybe placed on the 60-day Injured List
12 First date weekend waivers will be processed; continues through end of season
13 Mandatory date all players must report to Spring Training
First date Clubs may ask waivers on selected Rule 5 or draft-excluded players
14 First date to renew Major League contracts (through March 23)
17 Anticipated start of spring training games among Major League Clubs
18 First date Clubs may assign draft-excluded players
21 Opening of the 2022 - 2023 International Player Registration Period
22 Salary arbitration exchange date
23 Last date to renew Major League contracts
26 Last date to request UR Waivers to owe 30 days' termination pay (before 2 pm ET)
27 UR Waivers requested today thru 4/4, Club will owe player 45 days' termination pay
28 Last date to assign an injured player to a Minor League club, if applicable
Last date a XX(B) player signed to a Minor League UPC qualifies for opt-outs

APRIL

- 2 XX(B) player may require release if not agreement to add to 26-man roster
3 The earliest date that a Club may backdate a placement on the 7-day Injured List
4 The earliest date that a Club may backdate a placement on the 10-day Injured List
Last date to request UR Waivers to owe 45 days' termination pay (before 2 pm ET)
7 Official opening of 2022 Season - rosters reduced to 28 by 12:00 pm ET - Noon
10 First date 7-day Injured List players may be reinstated, if applicable
14 First date 10-day Injured List players may be reinstated, if applicable
17 First date optioned position players (or pitchers, if applicable) may be recalled
19 First date 15-day Injured List players may be reinstated, if applicable
22 First date optioned pitchers may be recalled, if applicable

MAY

- 1 XX(B) player may require release if not added to Active roster
2 Rosters reduced to 26 / 13 pitchers by 12:00 pm ET - Noon
Pitchers now placed on 15-day Injured List and if optioned, require 15 days before a recall
Begin counting optional assignments toward limit of 5
15 Earliest date Clubs may re-sign Major League players they released after August 31, 2021

JUNE

- 1 XX(B) player may require release if not added to 26-man roster
6 First date that players on the 60-day Injured List may be reinstated, if permissible
14-20 MLB Draft Combine
16 First date Clubs may trade a XX(B) player without his consent

JULY

- 10 Start of the Closed Period - First-Year Player Draft
Rule 4 Draft, Los Angeles, CA
17-19 All-Start Game - Dodger Stadium, Los Angeles, CA

AUGUST

- 1 Signing deadline for Rule 4 drafted players - 5:00 pm ET
2 Trade Deadline - 6:00 pm ET
15 Last date to select player to avoid draft-excluded status
29 Unconditional Release waivers must be requested by 2:00 pm ET to avoid May 15, 2023 signing restriction
31 Post-season eligibility lists are established at 11:59 pm ET

SEPTEMBER

- 1 Active Major League player limit increased from 26 to 28 and 14 pitchers
9 Players optioned today through end of season accrue MLS while optioned
25 Last date to trade any Minor League UPC until end of championship season at 12pm ET - Noon

OCTOBER

- 2 Last weekend date waivers will be processed until next spring training
5 Last day of the 2022 championship season
6 All players on optional assignment must be recalled
All players on the 7-day, 10-day and 15-day Injured Lists must be reinstated
Minor League UPC's may now be traded between Major League Clubs
Injured players now may be assigned to the Minor Leagues until November 15, if permissible
6-15+ Article XX(D) Free Agency period. 48 hours following last game for post-season teams

TBD DATES (Based on the end of the World Series)

- 1st Day After Eligible XX(B) players become free agents (start of the Quiet Period)
First date players may be traded between Major League Clubs
4th Day After Last date to request waivers on draft-excluded players until next spring
5th Day After Last date to outright potential Minor League free agent without Major League contract, if applicable
Last date for former Club to tender qualifying offer to XX(B) players, if applicable
Domestic Minor League Player Limit Increases to 190 Players
Minor League players become free agents at 5:00 pm ET, if applicable
End of the Quiet Period XX(B) player can negotiate and sign with any Club)

NOVEMBER

- 1 Deadline for the 2022-2023 International Player Registration Period
11 Last date to ask Outright Waivers on an injured player, if permissible
15 Last date to outright an injured player to the Minor Leagues, if applicable
XX(B) players decide to accept qualifying offer from former Club by 4:00 pm ET, if applicable
Reserve lists for all Major and Minor League levels filed by 6:00 pm ET
18 Tender deadline
30 Last date to request outright waivers to assign player prior to Rule 5 Draft

DECEMBER

- 1 Release of the 2022 - 2023 Registered Players List
2 Last date to outright a player prior to the Rule 5 Draft
7 Major League Rule 5 Draft - Winter Meetings, San Diego, CA
15 End of 2021 - 2022 International Signing Period

THESE DATES WILL BE USED UNLESS OTHERWISE NOTIFIED

FRONT OFFICE





ARTE & CAROLE MORENO OWNERSHIP

In May of 2003, Arte and Carole Moreno were introduced as the third owners in Angels franchise history and their impact was immediate. The Morenos have guided the franchise to six A.L. West Division titles and 17 seasons drawing over three million fans, resulting in a total home attendance of over 53 million fans. In July of 2018, Arte received the distinct honor of being elected to the Board of Directors for the National Baseball Hall of Fame and Museum in Cooperstown, NY.

Arte and Carole's focus is balanced between baseball, business operations and fan experience. In 2009, the Halos were voted the top franchise in professional sports in "Fan Value and Experience" in a fan

poll by ESPN the Magazine. In the poll, the Angels ranked in the top three among Major League teams for 10 consecutive seasons (2003-2012).

During their tenure, Arte and Carole's support of the baseball operations department has resulted in the acquisition of many key players, including perennial MVP candidate Anthony Rendon, three-time N.L. MVP Albert Pujols, nine-time Gold Glove Torii Hunter, 2009 World Series MVP Hideki Matsui, 2005 A.L. Cy Young Award winner Bartolo Colon, Hall of Famer Vladimir Guerrero and several others. In 2019, the Morenos signed three-time A.L. MVP Mike Trout to a record-setting 12-year contract extension effectively keeping the eight-time All-Star a member of the Halos for the remainder of his historic career. Additionally, in December of 2017, the Moreno's oversaw the successful recruitment of two-way player and future Rookie of the Year and MVP Shohei Ohtani, the offseason's most highly sought-after free agent.

Since purchasing the Club on May 22, 2003, the Angels have logged a 1,547-1,385 record (.528 winning pct.) while boasting a Top 10 payroll in 17 of their 20 seasons, including seven campaigns in the Top 5. During the family's tenure, the organization has continued to cultivate players from its farm system. Their dedication has paid dividends in the development of significant current players such as Trout, David Fletcher, Jared Walsh, Brandon Marsh, Reid Detmers and Jo Adell with prospects Sam Bachman, Ky Bush and Jordyn Adams on the Major League horizon.

Over the past 19 years, Arte and Carole have strengthened the Club's commitment to local communities and beyond. In 2004, the Morenos established the Angels Baseball Foundation concentrating on investments in education, health care, arts & sciences and community-related youth programs to experience the positive attributes of baseball. The Foundation distributes annual grants to various youth programs within Southern California. The Angels Scholars program works with the Orange County Office of Education and the college preparatory AVID program to award several annual college scholarships. Since purchasing the Club in 2003, the Morenos, Angels and Angels Baseball Foundation have contributed over \$20 million to various charitable efforts with a primary focus in the Orange County area.

In 2010, the Angels were privileged to host their third All-Star Game (also 1967 & 1989). In conjunction with MLB's All-Star Legacy Fund, the foundation funded renovation of softball fields at Anaheim's Pioneer Park (into the MLB Angels All-Star Complex) as well as the special-surfaced field for the Miracle League of Orange County for disabled youth. The Foundation regularly donates tickets, memorabilia and ballpark experiences to the various groups and fundraisers.

In addition to their responsibilities with the Angels and various committees within MLB, the Morenos were part of ownership of the former Single-A Salt Lake Trappers of the Pioneer League. Under their leadership, the Trappers won three championships. Arte and Carole were also original investors in the Arizona Diamondbacks (including their 2001 World Series championship) and in a partnered ownership of the NBA's Phoenix Suns.

The Moreno family is also active in their own philanthropic efforts. In 1997, they established the Moreno Family Foundation to support nonprofit organizations focusing on youth and education as well as investing in educational scholarships in K-8, high school and college. Their favorite charities include St. Vincent de Paul, St. Mary's Food Bank, the Barrow Neurological Institute, Boys & Girls Clubs, U MOM Homeless Shelters, American Heart Association and Fresh Start Women's Foundation. The Morenos were previously members of the Little League Foundation's Board of Trustees, which assists Little Leagues in every state and more than 70 other countries. For her continued philanthropic efforts, Carole Moreno was honored by the Girl Scouts of Orange County as their 2019 G.I.R.L. (Go-Getter, Innovator, Risk-Taker, Leader) honoree.

Carole was born in Reno, NV, and moved often as the daughter of a career Air Force man. She spent much of her youth in Fredonia, KS, and went on to earn a degree in journalism from the University of Kansas. Arte is a native of Tucson, AZ, and served his country in Vietnam as a member of the U.S. Army. After his tour of duty, he attended the University of Arizona, graduating with a degree in marketing. In 2005, Time Magazine selected Moreno as one of the "25 Most Influential Hispanics in America." Arte and Carole are the parents of three children.



DENNIS KUHL

CHAIRMAN

Dennis Kuhl begins his 19th season with the Angels after joining the Club on November 10, 2003. He was initially appointed as the Angels' seventh President before a promotion to Chairman on November 14, 2009. Kuhl's focus centers on renewed efforts in the area of civic affairs and community outreach. Kuhl also oversees the Angels' flagship radio station KLAAM 830 and was recently named the President of the Angels Baseball Foundation.

Under his leadership, the Angels have shown tremendous growth and advancement in key business initiatives, including sponsorship and marketing revenues, as well as nationwide expansion and promotion of the Angels' brand. Kuhl also played a key role in working with Major League Baseball in hosting of the 2010 All-Star Game.

Kuhl is actively involved in several Southern California charities. He serves as president of the "Light the Night" event which supports the Leukemia and Lymphoma Society and is a founding board member of The Pacific Club IMPACT Foundation/Lott Trophy. Kuhl works with Susan G. Komen for the Cure serving as one of the "Pink Tie Guys," a select group of advocates speaking out to find a cure for breast cancer. Additionally, he is a member of the President's Advisory Committee for Cypress College and serves on the advisory boards for the South County Outreach, Anaheim YMCA, Rivals For The Cure, Irvine Public School Foundation, Kindervision, and the Angels Baseball Foundation Board of Directors.

A champion of community involvement, Kuhl's efforts span across Orange County and beyond. He is a member of the Board of Governors at Chapman University and on the board of directors for several nonprofits: The Los Angeles Sports Council, Boys and Girls Clubs of Greater Anaheim-Cypress, The Tiger Woods Foundation, the Noble Vikings Charity of Orange County, the Literacy Project Foundation the Alzheimer's Association of Orange County & Newport Beach and the Angels RBI (Reviving Baseball in Inner Cities) program.

In 2014, Kuhl served as a co-chairperson for the United Cerebral Palsy Golf Classic and a co-chairperson for the annual Red, White & Greens Golf Tournament to benefit the Susan G. Komen Foundation.

A Boonton, NJ native, Kuhl graduated from the University of Arizona in 1970 with a degree in business administration. In honor of his late father, he established the Bud Kuhl Wood Bat Invitational in 2007 with annual proceeds donated to local charities. Kuhl also initiated scholarships in his father's name to the Eller School of Management at the University of Arizona. In 2009, he was named the "Business Man of the Year" by the Anaheim Chamber of Commerce. Kuhl currently resides in Newport Beach.





JOHN CARPINO

PRESIDENT

John Carpino was named the eighth president in Angels' history November 14, 2009. He oversees all areas of business, sales, marketing, finance and communications. Carpino's top priority is fan value and experience in all areas of the game including concessions, merchandise, promotions and ticketing. As the principal executive in charge of business operations, he helped welcome over three million fans through Angel Stadium turnstiles for 17 seasons. He was also an integral part of Angel Stadium hosting the 2010 MLB All-Star Game, a key member in the Club's efforts to keep the Angels in the City of Anaheim through 2050 and oversaw the negotiations for the extension of the Club's television agreement with FOX Sports West, now known as Bally Sports West. *ESPN The Magazine* rated the Angels as the #1 MLB franchise in nine of Carpino's first 11 years with the organization.

The Chicago native continues to create value for fans, focusing not only on the game inside the lines, but on the entire ballpark experience. He has guided the Angel brand with a focus on affordable pricing while providing a quality family environment, including continual stadium improvements and enhancements. Under his leadership, Carpino's staff has established Angel Stadium as one of the premiere destinations in California for non-baseball events such as concerts, Supercross, Monster Jam and corporate events.

As one of the initial executives appointed by Owner Arte Moreno after purchasing the Club, the 2022 season marks Carpino's 19th with the team, having previously held the post of Senior Vice President. Carpino has led the Angels to unprecedented financial growth in sponsorship, marketing and ticketing. He also assisted in the acquisition of high-profile players such as 2021 A.L. MVP Shohei Ohtani, 3-time MVP Albert Pujols and Anthony Rendon as well as the historic 12-year contract extension for three-time MVP Mike Trout.

He has created a stronger, more viable partnership with Los Angeles-based radio and television partners. His vision and creativity have brought an emphasis on the Angels' heritage with a reintroduction of the Club's Hall of Fame with yearly inductees and hosting of fan events and celebration of team history. Popular giveaways have included several world record-breaking items and those showcasing the popularity of the Rally Monkey. His efforts continue to create a brand that connects socially and in sync with current cultural trends.

Carpino's promotion followed six seasons as the Angels Senior Vice President of Sales and Marketing during which he oversaw all aspects of marketing, promotions and ticket sales. He began his professional career in 1982 in the billboard industry, including stints in Tucson, Chicago, Phoenix and Los Angeles. In 1985, he joined Moreno at Outdoor Systems, a billboard company (which later became Viacom Outdoor in 2000 and CBS Outdoor in 2005) and spent 18 years in the Phoenix and Los Angeles markets. Carpino oversaw \$200 million in sales for the western region.

Carpino is a 1982 graduate of the University of Arizona with a degree in business administration. He has served on CHOC Children's Foundation Board of Directors as well as the Executive Board for the Orange County United Way. In 2017, he was inducted into the National Italian American Sports Hall of Fame.

He and wife Elizabeth are involved in numerous charitable efforts throughout Southern California and support the Angels Baseball Foundation. John and Elizabeth have three children and reside in Laguna Beach.

PRESIDENTS OF THE ANGELS

John Carpino	2009 -
Dennis Kuhl	2003-2009
Paul Pressler	2002
Tony Tavares	1996-2001
Richard Brown	1990-1996
Gene Autry	1978-1990
Red Patterson	1975-1977
Robert (Bob) Reynolds	1961-1974



DANA WELLS

EXECUTIVE VICE PRESIDENT

Dana Wells joined the Angels in late 2019 as Executive Vice President, a role which focuses on all aspects of the Club's business efforts, including, business development, sponsorship, ticket sales and special projects.

Wells brings with him a successful track record of over 27 years of sales experience in the outdoor advertising industry. Starting in 1992 as an Account Executive with Outdoor System, he quickly grew through the ranks making stops as the Sales Manager and General Manager of the Kentucky, Florida and New York markets. Following an impressive tenure in New York, he was promoted to National Sales Director in which he managed not only the company's national sales efforts but also the day-to-day business operations of the New York market.

As the company's ownerships changed hands over the years, Wells continued to climb the corporate ladder. In 2003, under the Infinity and Viacom ownership groups, Wells moved back to Atlanta where he was named Vice President of the South East region. In 2007, the Phoenix native was promoted to President of the Outdoor Division for CBS Outdoor, a position he held until 2013.

CBS Outdoor would go on to take their billboard division public in 2014, where Wells would play a key role in the company's transition. The newly formed Outfront Media would name Wells their Executive Vice President of National Sales and Western Region, a title he held until joining the Angels this winter.

A former NFL player for the Cincinnati Bengals and the Arizona Cardinals, Wells was Pac-10 Defensive Player of the Year his senior year at University of Arizona and is a two-time Morris Trophy Defensive Lineman of the Year, an award selected by the opposing players annually for the best offensive and defensive linemen in the conference. Wells has won this prestigious award twice, making him one of three to ever win the award multiple times.

Wells and his wife, Susie, reside in Newport Beach.





MOLLY JOLLY

SENIOR VICE PRESIDENT,
FINANCE & ADMINISTRATION

Molly Jolly became the highest ranking woman in the Angels organization in just her third year with the team (2003) and remains an integral part of the primary operations of the Club. She is in her 22nd season with the Angels as Senior Vice President, Finance & Administration. Molly spent three years (2001-03) as Director of Finance for the Angels and Anaheim Ducks before her current appointment.

A native of Naples, Florida, Molly oversees all financial matters, including strategic initiatives, reporting and planning, budgeting, accounting and payroll. She is also responsible for office administration, including legal and risk management, human resources and information services. Additionally, she oversees financial operations at Angel Stadium for non-baseball events such as Supercross, Monster Jam and concerts and has played a vital role in the Club's efforts to keep its home in Anaheim until at least 2050.

Before joining the Angels and Ducks in 2001, Molly spent 11 years working for the Atlantic Richfield Company (ARCO), including six years (1989-94) at ARCO Alaska in Anchorage, serving as an Inventory Accountant, Financial Analyst and Electronic Commerce Manager. In 1994, Molly was transferred to ARCO Corporate in Los Angeles where she worked as an Internal Control Advisor and Project Manager. She was promoted in 1996 to Financial Manager and Strategic Planning Senior Consultant for the ARCO Products Company. Molly began her career in 1988 as an auditor for Arthur Anderson LLP in Boston, MA.

A 1988 graduate of Holy Cross with a Bachelor of Arts degree in Economics/Accounting, Molly graduated from the Anderson School at UCLA with a master's degree in Business Administration in 1999. Molly is the Chair of the Board of Directors for the Girl Scouts of Orange County and a past Board Member and Treasurer for CASA (Court Appointed Special Advocates) and Friends of CASA, as well as a sustaining member of the Junior League of Orange County. In 2016, Molly chaired the Friends of CASA Holiday Luncheon and Fashion Show and in 2011, she was nominated as "Chief Financial Officer of the Year in Orange County" by the Orange County Business Journal. She and husband Burt reside in Villa Park.





BRIAN SANDERS

VICE PRESIDENT,
BALLPARK OPERATIONS

The Club proudly elevated Brian Sanders to Vice President, Ballpark Operations on July 16, 2021. In his current role, he oversees all aspects of guest facing ballpark and employee services including, maintenance, electrical and mechanical operations, capital projects, staffing and scheduling, grounds keeping, guest services, security, parking, housekeeping operations and special events.

Sanders' promotion followed 13 years working in various roles throughout the organization. The Southern California native joined the Angels in 2007 as a Client Services Manager and, following two short years, he was promoted to Director, Client Services. In 2012, his knowledge, passion and strategic vision for the stadium resulted in his role being expanded to Senior Director of Ballpark Operations, a title he held until his most recent promotion.

Prior to the Angels, Sanders spent parts of seven years working for the Disneyland Resort in different capacities, most notably as Guest Service Manager for Front of House Operations at the Grand Californian Hotel from 2006 to 2007.

A 2003 graduate of Chapman University with a degree in Business Administration, Sanders spent five seasons playing collegiate baseball for the Panthers. The three-time All-Region selection and Academic All-American still holds Chapman's Division III career records in home runs, RBI and assists. As team captain in 2003, he played an integral role in the university's 2003 Division III National Championship, it's first baseball title since 1968. The shortstop went 4-for-6 with a run scored and two RBI in the championship game against Christopher Newport University. Sanders was inducted into the university's Athletic Hall of Fame in 2017.

Sanders and his wife Candice reside in Anaheim Hills with their daughter Brooke and son Austin.





PERRY MINASIAN

GENERAL MANAGER

Perry Minasian became the 13th General Manager in franchise history on Nov. 12, 2020 when he agreed to a four-year pact through the 2024 season. In his current role, oversees all aspects of the Club's baseball operations efforts.

Minasian, 41, joined the Angels after a three-year stint (2018-2020) with the Atlanta Braves. Over his final two seasons in Atlanta, he held the title of Senior Vice President of Baseball Operations and Assistant General Manager where he oversaw the day-to-day responsibilities of the Baseball Operations staff. His primary focus during that time surrounded contract negotiations, pro and international scouting and analytics. He was originally hired by Atlanta in September of 2017 as Director of Player Personnel before quickly being promoted.

Prior to his time with the Braves, Minasian spent nine seasons (2009-2017) with the Toronto Blue Jays, originally joining the organization as a Major League scout. He also served six seasons (2011-2016) as Director of Professional Scouting and was a Special Assistant to General Manager Ross Atkins in 2017.

Minasian was born in Chicago, IL and grew up in Arlington, TX. He attended the University of Texas-Arlington and has been around professional baseball since his childhood, when he was a batboy for the Texas Rangers from 1988-96. He then worked as a Rangers Clubhouse Attendant from 1997-2002 and transitioned into a scouting role in 2003. Minasian served as a staff assistant to Rangers manager Buck Showalter and the Major League coaching staff from 2003-06 before becoming a Major League advance scout during the 2007-08 seasons.

Perry and his wife, Michelle, have four children, Lola, Minka, Gemma and Cash. His father, Zack, worked in professional baseball for over 30 years, including 22 seasons as the Rangers Clubhouse Manager. His brother, Calvin, is the Clubhouse Coordinator for the Washington Nationals and brother, Zack, is the San Francisco Giants Pro Scouting Director.

ON THE MOVE

Some notable transactions made by Perry Minasian during his tenure as Angels General Manager...


- Dec. 7, 2020 Acquired RHP Raisel Iglesias and cash from Cincinnati
- Feb. 2, 2021 Acquired RHP Alex Cobb and cash from Baltimore
- Nov. 16, 2021 Signed RHP Noah Syndergaard to a one-year contract
- Nov. 16, 2021 Signed LHP Aaron Loup to a two-year contract
- Dec. 1, 2021 Signed RHP Raisel Iglesias to a four-year contract

MINASIAN'S CAREER TIMELINE

2020-	Angels General Manager	2017	Blue Jays Special Assistant to GM
2019-2020	Braves Senior Vice President & Assistant General Manager	2011-2016	Blue Jays Director of Professional Scouting
2018	Braves Assistant General Manager	2009-2010	Blue Jays Pro Scout
2018	Braves Director of Player Personnel (promoted after two months)	2007-2008	Rangers Major League Advance Scout
		2003-2006	Rangers Staff Assistant
		1997-2002	Rangers Clubhouse Attendant

ANGELS GENERAL MANAGERS

Perry Minasian	Nov. 12, 2020 - Present	Whitey Herzog	Sept. 18, 1993 - Jan. 11, 1994
Billy Eppler	Oct. 4, 2015 - Sept. 27, 2020	Dan O'Brien	May 1, 1991 - Sept. 17, 1993
Bill Stoneman	July 1, 2015 - Oct. 4, 2015	Mike Port	Sept. 1, 1984 - Apr. 30, 1991
Jerry Dipoto	Oct. 29, 2011 - July 1, 2015	E.J. "Buzzie" Bavasi	Oct. 24, 1977 - Sept. 1, 1984
Tony Reagins	Oct. 16, 2007 - Sept. 30, 2011	Harry Dalton	Oct. 27, 1971 - Oct. 24, 1977
Bill Stoneman	Nov. 1, 1999 - Oct. 16, 2007	Dick Walsh	Oct. 1, 1968 - Oct. 27, 1971
Bill Bavasi	Jan. 12, 1994 - Oct. 1, 1999	Fred Haney	Dec. 8, 1960 - Oct. 1, 1968



ALEX TAMIN

ASSISTANT GENERAL MANAGER

Alex Tamin enters his second season with the Angels organization after spending the previous three seasons with the Atlanta Braves as Assistant General Manager, Major League Operations and six prior seasons with the Los Angeles Dodgers as Director, Baseball Operations.

In his role with the Angels, Tamin will assist General Manager Perry Minasian in all aspects of baseball operations including player evaluation and acquisition, contract negotiations, payrolls, research and development, rules and regulations and day to day operations of the Major League team.

Tamin and his wife Jennifer reside in Stevenson Ranch, CA with their sons, Brandon and Matthew, and daughter, Brooke.



BILL STONEMAN

SENIOR ADVISOR
TO THE GENERAL MANAGER

On October 16, 2007, Bill Stoneman stepped down as Angels Vice President & General Manager to assume the role of Senior Advisor.

Stoneman's eight-year tenure as Angels' Vice President & General Manager was the longest and most successful in club history. Under Stoneman's administration, the Angels captured a World Series championship in 2002, the franchise's first A.L. West crown in 18 years in 2004, the club's first-ever back-to-back titles (2004-05) and another division championship in 2007.

Some highlights during his tenure as General Manager include: the appointment of Mike Scioscia as Manager in 1999, the acquisition of Adam Kennedy via trade with St. Louis in 2000, the acquisition of Chone Figgins via trade in 2000 and the claiming of David Eckstein off waivers in 2000. Prior to the 2004 season, Stoneman and the Angels landed 2004 AL MVP Vladimir Guerrero and 2005 Cy Young Award winner Bartolo Colon.

As a player, Stoneman pitched for eight seasons in the major leagues, compiling a 54-85 record with 46 complete games, 15 shutouts, five saves and a 4.08 ERA in 245 games (170 starts). He began his professional career in 1966 and appeared in the Major Leagues with the Chicago Cubs (1967-68), Montreal (1969-73) and California (1974). Stoneman was selected to the 1972 National League All-Star team, pitching two innings at the ASG in Atlanta.

Stoneman was the 10th selection by Montreal from Chicago in the 1968 expansion draft. While with the Expos, he pitched two no-hitters: against the Philadelphia Phillies at Connie Mack Stadium, April 17, 1969, and the New York Mets at Jarry Park, Oct. 2, 1972. Stoneman had his contract sold to the Angels April 4, 1974, and posted a 1-8 record and 6.14 ERA in 13 games (11 starts) with California, before retiring as a player during that season.

Following his retirement from baseball in 1974, Stoneman joined Royal Trust, a Canadian financial institution, first working in Montreal and then in Toronto. He returned to baseball Nov. 14, 1983, joining the Expos as Assistant to the President. Stoneman was then appointed Vice President, Baseball Administration, Sept. 8, 1984.

A native of Oak Park, Ill., and raised in West Covina, Calif., Stoneman attended Mt. San Antonio Junior College in Walnut, Calif. He received a Bachelor of Science (Education) degree from the University of Idaho and a Master's degree in Physical Education from the University of Oklahoma. Stoneman was inducted into the University of Idaho Alumni Hall of Fame in Feb. 1998 and, along with his wife Diane, endowed a University scholarship for physical education majors in 2005.

Stoneman and his wife Diane reside in Orange and have two children (Jill and Jeff).





BEN FRANCISCO

**SPECIAL ASSISTANT
TO THE GENERAL MANAGER**

Francisco enters his sixth season in the Angels organization in 2021 and second as Special Assistant to the General Manager. In his current position, he continues to focus on all scouting elements for the organization with a special focus on the Club's efforts in the upcoming draft. Francisco is also involved with the Club's minor league development efforts as well as international scouting. Prior to his promotion, Francisco spent his first four years (2016-19) in the Angel organization as a pro scout.

A Southern California native, Francisco, 39, was drafted by the Indians in the fifth round of the 2002 draft out of the University of California, Berkley. He made his debut May 1, 2007 and would go on to enjoy a seven-year big league career with the Indians, Phillies, Blue Jays, Astros, Rays and Yankees. Over the course of 563 Major League games, Francisco hit .253 (400/1579) with 50 home runs and 190 RBI, including consecutive 30 doubles/15 home run seasons in 2008 and 2009. The former outfielder would also made three different trips to the postseason, including the 2009 World Series with the Phillies (Yankees would win the series in six games).

Francisco prepped at Servite High School (Anaheim, CA), which sits less than 10 miles from Angel Stadium.



MARCEL LACHEMANN

**SPECIAL ASSISTANT
TO THE GENERAL MANAGER**

Marcel Lachemann enters his 55th season in baseball, 27th season with the Angels organization and 11th in his current role as a Special Assistant to the General Manager. He rejoined the Club prior to the 2012 campaign. Lachemann was the Club's pitching coach from 1984-92 & 1997-98 and spent two-plus seasons as manager (1994-96).

Prior to rejoining the Angels, Marcel worked in the Colorado Rockies organization, including eight seasons (2004-2011) as a special assistant to the GM. He was also the Rockies Pitching Coach from 2000-01.

The Los Angeles native began his coaching career with the Montreal Expos (1973-75), and then worked as an assistant coach at his alma mater, University of Southern California, before joining the Angels in 1982. He served as pitching coach with the Halos until 1993 when he was named pitching coach of the newly formed Florida Marlins where his brother Rene was managing. In 1994, Lachemann came back to the Angels, replacing Buck Rodgers as manager. Lachemann held the Halos' managerial post until resigning in August 1996 and returned as Angels Pitching Coach under Manager Terry Collins from 1997-98.

Lachemann lettered at USC as a pitcher from 1960-62, helping the Trojans to the 1961 College World Series title. He pitched in parts of three seasons with Oakland (1969-71), going 7-4 with a 3.44 ERA in 70 appearances. Additionally, Lachemann has been with USA Baseball since 1999, serving as pitching coach on the 2006, 2009 and 2013 World Baseball Classic teams. During the 2013 offseason, Lachemann was named Team USA's bullpen and co-pitching Coach for the 2013 World Baseball Classic by manager Joe Torre. The former Halo manager teamed up with four-time Cy Young Award winner Greg Maddux to handle the Team USA pitching staff.

His brother Bill is the Angels Special Assignment Catching Coordinator. Marcel and his wife, Sue, live in Nipomo, CA.





MICHAEL LORD

**SENIOR DIRECTOR,
RESEARCH AND DEVELOPMENT**

Michael Lord begins his second season with the Angels as Senior Director, Research and Development after working for the Atlanta Braves from 2018-20. With the Braves, he most recently worked as a Research and Development Coordinator after starting with the department as an Analyst in 2018.

Prior to his time with the Braves, Lord began his front office career as a Baseball Analytics Intern with the Miami Marlins in 2016 and later served as a Baseball Operations Analyst for the Marlins during the 2017 season.

A native of Ashburn, VA, Lord is a 2016 graduate of the University of Virginia.



BRIAN PARKER

**SENIOR DIRECTOR,
INTERNATIONAL SCOUTING**

Brian Parker joins the Angels organization in 2022 with over 20 years of professional baseball experience. Parker was named Senior Director, International Scouting for the Angels following four years with the Los Angeles Dodgers as an international crosschecker.

Prior to his time in Los Angeles, Parker worked for the Toronto Blue Jays from 2009-16, including a four-and-a-half year stint as Director, Amateur Scouting and three years as a Pro Scout and Pro Crosschecker. He joined Toronto after working seven years (2003-09) for the Washington Nationals/

Montreal Expos organization as Director, Baseball Operations and Assistant Director, Scouting. In those roles, he assisted the GM in all baseball operations matters including player personnel moves, major league roster management, MLB rules, contract negotiations and arbitration. He also spent one year in minor league operations with the Expos.

A graduate of Indiana State University, Parker began his major league career in baseball operations with the Colorado Rockies before spending two years working for the Arizona Fall League (MLB).



DAVID HAYNES

**DIRECTOR,
PLAYER PROCUREMENT**

David Haynes joined the Angels in 2021 as Director, Player Procurement, after working for the Toronto Blue Jays for eight seasons, including the last three as Manager, Baseball Operations & Professional Scouting. In his role with the Blue Jays, he was responsible for working closely with the front office and professional scouting department to support the decision-making process for all player acquisitions and Major League transactions. He started with Toronto as an intern in 2013 and was hired full-time as Coordinator, Professional Scouting in 2014.

Before being hired by the Blue Jays, he held internships with the Washington Nationals, Atlanta Braves and MLB Commissioner's Office. Haynes is a 2012 graduate of the University of Massachusetts Amherst with a degree in Sports Management.





JOHN PRATT

**DIRECTOR,
ADVANCE SCOUTING**

Pratt, 35, begins his first season with the Angels in 2022 as the Club's Director of Advance Scouting. The New Hampshire native joins the Angels following 10 years with the Los Angeles Dodgers.

Over the last two seasons (2020-21), Pratt served as the Dodgers Game-Planning Strategist and Professional Scout, a role that saw him engulfed in advanced scouting of opposing pitchers. From 2012-18, Pratt held three different positions within the Dodgers' Video Operations: Manager, Video Operations (2019), Major League Video Replay Coordinator (2014-18) and Major League Video Coordinator (2012-13). Pratt joined the Dodger Organization in 2011 when he worked in Minor League Video Operations for the Club's Triple-A affiliate in Albuquerque, NM. A 2008 graduate from Emerson College, Pratt's first stint in professional baseball came during the 2009 season when he worked for Major League Baseball as a Pitch f/x Operator.



JOEY PREBYNSKI

DIRECTOR, PLAYER DEVELOPMENT

Joey Prebyski, 39, enters his second season with the Angels after a two-year stint with the St. Louis Cardinals as Run Prevention Coach. In his current role, he oversees all aspects of the Club's minor league operations.

During his time as Run Prevention Coach with the Cardinals, he worked closely with the Cardinals Major League coaching staff in game day preparation throughout the season and also conducts projects and studies aimed at enhancing player development processes.

Prior to his work with the Cardinals, he spent three seasons as a professional scout for the Milwaukee Brewers (2016-18) and seven seasons with the Texas Rangers, where he served as instant replay consultant, wrote Major League Advance Scouting reports, conducted statistical studies for the baseball operations department, and oversaw the use of video at the Major League level and in the Player Development system as well as within the Amateur, Pro, and International Scouting departments.

Prebyski previously served as Director of Baseball Operations at the University of Texas at Arlington, where he earned his undergraduate degree, Masters and an MBA. A native of Mansfield, OH, he is actively involved with the Miracle League, Junior Achievement, & Big Brothers-Big Sisters organizations.



DEREK WATSON

DIRECTOR, PRO SCOUTING

Derek Watson joined the Angels as Director of Pro Scouting prior to the 2022 season, bringing with him 13 years of experience in Major League Baseball front offices.

Watson spent the last two seasons (2020-21) as a pro scout for the San Francisco Giants. Prior to his stint in the Bay, he spent nearly 11 years working with the Milwaukee Brewers, most notably as Crosschecker, Pro/Amateur/International Scouting (2018-19) where he evaluated players of all levels. Prior to his promotion, Watson served as a pro scout for eight seasons (2010-2017) with Milwaukee. A

Wisconsin native, Watson broke into baseball with the Brewers as a baseball ops intern in 2009.

A high school All-State quarterback, Watson played collegiate football at Northern Illinois University for two seasons (2006-06) before finishing his bachelor's degree at the University of Wisconsin-Milwaukee.



TIM MCILVAINE

DIRECTOR, AMATEUR SCOUTING

Tim McIlvaine, 40, joined the Angels during the offseason as Director of Amateur Scouting after a 16-year career with the Milwaukee Brewers.

McIlvaine spent the past five seasons (2017-21) as Milwaukee's Assistant Director - Domestic Scouting. He previously spent three years (2014-16) as a supervisor of scouting following an eight-year run as a Brewers area scout in Central Florida (2008-13) and the Mid-Atlantic Region (2006-07).

A 2003 graduate from Spring Hill College, McIlvaine played professionally in 2004 with the Minnesota Twins Gulf Coast League affiliate. After the season he returned to his alma mater as a graduate assistant in 2005 before joining the Brewers organization.

McIlvaine is the son of Joe McIlvaine who was the general manager of the New York Mets (1993-97) and San Diego Padres (1990-93) and a former Angels scout. Tim and his wife Janine live in Nashville, Tennessee with their two daughters.



MIKE FROSTAD

**DIRECTOR SPORTS PERFORMANCE
& HEAD ATHLETIC TRAINER**

Mike Frostad, 49, begins his first season with the Los Angeles Angels as the Director of Sports Medicine and Head Athletic Trainer after spending the previous four seasons as the assistant athletic trainer with the Atlanta Braves. Frostad is entering his 11th Major League season and 27th season overall in professional baseball. He spent 22 seasons with the Toronto Blue Jays, six as the Major League assistant athletic trainer.

A Calgary native, Mike earned his undergraduate degree from the University of Calgary and is certified by the NATA in the U.S. and the CATA in Canada. He started his baseball career in 1996 with the St. Catharines Stompers (Short A) and made stops along the way in Medicine Hat Alberta, Hagerstown Maryland, and Dunedin Florida. Mike was named to the position of Minor League Medical Coordinator in 2005, a position he held until the 2010 season when he was appointed to Toronto as the Assistant Athletic Trainer. He returned to the role of Medical Coordinator in 2011 and 2012 before returning to Toronto. In 2004 and 2005 he won the Athletic Trainer of the Year Award for the Florida State League. In 2005 he was also the recipient of the Minor League Athletic Trainer of the Year Award. Mike was a member of the 2021 MLB Athletic Training Staff of the Year in Atlanta that also won the World Series.

During the offseason, Mike resides in Redcliff, Alberta with his wife, Candice.



KENNETH SMALE

**DIRECTOR,
PERFORMANCE INTEGRATION**

2022 represents Kenneth Smale's fourth year with the Angels and first as Director, Performance Integration. Smale spent the previous three seasons (2019-21) as Assistant Director, Performance Integration.

Smale joined the Angels with a background in blending science and technology with global athlete performance. In addition to his role with the Angels, he is also the Director of Research and Development at Apex Skating.

A PhD in Biomechanics from the University of Ottawa, Smale's current research interests centers around applying computational skills to human performance analysis with the goal of improving coaching techniques. His baseball career began in 2018 as a Biomechanics and Data Consultant for the Cincinnati Reds.

A four-time Academic All-Canadian in soccer, Smale attended the University of Guelph for undergrad before completing his doctoral studies at the University of Ottawa.





MATT TENNEY HEAD STRENGTH & CONDITIONING COACH

Tenney joins the Angels in 2022 as Head Strength and Conditioning Coach after spending 11 seasons (2011-21) working in the Arizona Diamondbacks Organization.

For the past four seasons (2018-21) Tenney worked as the DBacks Assistant Major League Strength and Conditioning Coach, focusing on all aspects of strength and conditioning at the Major League level. Tenney was elevated following a seven-season stint as a minor league Strength and Conditioning coach, making stops at Single-A Kane County, Triple-A Reno, Double-A

Mobile, High-A Visalia, rookie level Missoula and the Arizona League rookie Club.

A 2009 graduate from Arizona State University, Tenney received his bachelor's degree in Kinesiology and Exercise Science.



ADAM AUER ASSISTANT STRENGTH & CONDITIONING COACH

Adam Auer (pronounced like 'hour') enters his fourth season with the Angels as Assistant Strength & Conditioning Coach at the Major League level. Over the previous five campaigns, he served in the same capacity in the Club's minor league system. Auer worked with the Salt Lake Bees (AAA) in 2018 and the Mobile BayBears (AA) for 2017. He has also spent time in the LAA system in Arkansas (AA) in 2016 and two years (2014-15) with Burlington (A).

Prior to joining the Angels, Auer was a teacher and coach for five years at the high school and college levels. He was a catcher at Cerro Coso Community

College (CA), and Colorado State University – Pueblo where he completed BS degrees in Exercise Science & Health Promotion, as well as in Sociology.

A native of Waterloo, Ontario, Canada, Auer is a Certified Strength and Conditioning Specialist (CSCS), a Registered Strength and Conditioning Coach (RSCC) and earned his USA Weightlifting Certification (USA-W) during the off-season. He is currently working to become a Registered Dietician (RD).



MATT BIANCUZZO ASSISTANT CERTIFIED ATHLETIC TRAINER

Matt Biancuzzo, joins the Angels Organization in 2022 as Assistant Athletic Trainer following four years (2018-21) in the same role with the Minnesota Twins.

A 13-year veteran in athletic training, Biancuzzo's resume includes a 10-year stint (2010-20) working in various athletic training capacities for Cirque de Solei, an assistant athletic trainer for Georgia Southern University (2008-10) and a graduate assistant athletic trainer for Florida State University (2006-08).

The Las Vegas, NV resident received his Bachelor's degree in Health Science: Athletic Training from the University of Central Florida before completing his Masters of Science at Florida State University.



ERIC MUNSON

**ASSISTANT CERTIFIED
ATHLETIC TRAINER**

Eric Munson, 42, joined the Angels Major League Athletic Training Staff in 2017 as an Assistant Athletic Trainer. He spent seven seasons with the Angels' affiliates and served as the Minor League Rehabilitation Coordinator for five years prior to joining the big league club.

Munson served as the head athletic trainer in Double-A Arkansas (2008-10), Single-A Rancho Cucamonga (2007), Single-A Cedar Rapids (2005-06, 2011) and has served as the Angels' Minor League Rehab Coordinator based in Tempe (2012-16). Prior to joining the Angels organization, he worked as the Head Athletic Trainer and Strength & Conditioning Coach for the Cedar Rapids Roughriders for the 2004-05 season as part of the United States Hockey League.

A native of Kenmare, ND, Munson, received his Bachelor of Science degree in Athletic Training from North Dakota State University in 2004. Eric, his wife, Leslie, and daughter, Nora, reside in Arizona.



MARC OCEGUERA

HEAD PHYSICAL THERAPIST

Marc Ocegüera, 49, begins his first season as the Club's Head Physical Therapist, returning to baseball after spending the last five years in the private sector.

Ocegüera, a board certified physical therapist in sports and orthopedics and a certified strength and conditioning specialist, spent the last three years working as a Sports rehab Coordinator with Oshner Health System in New Orleans. In addition to his role with Oshner, he also has spent the last five years working as a Physical Therapist at EXOS (2017-21).

Ocegüera is entering his third stint in Major League Baseball. From 2014-16, the California native was a minor league physical therapist for the Atlanta Braves. Prior to joining Atlanta, he spent three years (2011-13) as a physical therapist with the 7th Special Forces Group, United States Army. Ocegüera broke into Major League Baseball with the Pittsburgh Pirates (2006-08) as a rehabilitation coordinator which came on the heels of working as a physical therapist for Cirque du Soleil.



ROBBIE WILLIAMS

ASSISTANT PHYSICAL THERAPIST

Robbie Williams joins the Angels in 2022 as the Club's assistant physical therapist. He returns to Major League Baseball after working the last two years as a physical therapist for Orthopedic Rehab Specialists (ORS).

Williams previously spent three seasons (2017-19) working in baseball as a physical therapist for the Detroit Tigers. Prior to his time in Detroit, he worked for Michigan Medicine: MedSport -Domino's Farm in Ann Arbor, MI from June, 2016 to January 17. During 2015 and 2016, he completed a physical therapy fellowship at Champion Sports Medicine in Birmingham, AL which came on the heels of a year and half run with ORS.

Williams received his bachelor's degree in health fitness in preventative and rehabilitative programs and a doctorate of physical therapy from Central Michigan University.





YOICHI TERADA

MASSAGE THERAPIST

Yoichi (yo-EACH-ee) Terada (ter-AH-duh) enters his 11th season with the Halos in 2021. In his role, Terada works daily with players and staff using touch to manipulate the soft tissues of the body. In 2016, Terada was selected to work on the A.L. training staff for the All-Star Game at Petco Park in San Diego.

With massage therapy, he relieves pain, assists in rehabilitation of injuries, improves circulation and aids in the general wellness of players. Additionally, he assists with English translation during Japanese media interviews with the Angels.

Terada joined the Club in 2011 as a Japanese interpreter/personal massage therapist for pitcher Hisanori Takahashi. In 2013, he was named as the team's massage therapist.

Born and raised in Shizuoka, Japan, Terada graduated from Fresno State University with a degree in sports medicine. Yoichi and wife, Maki, have three children and reside in Fountain Valley.



RICK SMITH

**ATHLETIC TRAINING
SERVICES COORDINATOR**

Rick Smith begins his 47th season with the organization, 45th at the big league level. Smith enters his sixth campaign in his role after 39 years as an Angels Certified Athletic Trainer. Smith previously served as the

Head Athletic Trainer for the El Paso Diablos, an Angels' Double-A affiliate, before moving to the Major Leagues in 1978.

On August 3, 2002, Smith was honored in a pregame ceremony for his 25 years of service

with the Angels. He has served as an American League Athletic Trainer for the All-Star Games in 1984, 1989 and 1997. Smith was also an integral part of the group honored with the Major League Athletic Training Staff of the Year Award for the 1998 season. The award is voted on by the Professional Baseball Athletic Trainers Society (PBATS).

The El Paso, TX native was inducted into the El Paso Baseball Hall of Fame on November 6, 2007 as part of the 20-year anniversary of the Hall of Fame. Former Angels Larry "Moose" Stubing, Ken Schrom and Jack Harris are also members of the El Paso Hall of Fame.

Smith began his career as a Student Athletic Trainer for the University of Texas-El Paso athletic teams from 1971 until graduating in 1975. He is a member of the Professional Baseball Athletic Trainers Society (PBATS), National Athletic Trainers' Association (NATA) and the California and Texas State Trainers Associations. Smith is a regular supporter of the Child Abuse Prevention Center in Orange, CA.

Smith, 68, attended Eastwood High School in El Paso, TX. He and his wife, Janell, have one son, Karcher, and reside in Santa Ana, CA. The family welcomed grandson, Rocco, in 2017.

RICK SMITH BY THE NUMBERS

Some interesting figures during Rick Smith's tenure with the Angels...

800+ - Number of Angels players

16 - Number of Angels managers

78 - Number of Angels coaches

Smith has worked approx. 7,500 games in his career (includes spring training, regular season and playoffs)



JOHN ITAMURA, M.D.

TEAM
ORTHOPEDIC SURGEON

John Itamura, M.D., is a Board Certified Orthopaedic Surgeon at the Kerlan Jobe Institute/ Cedars Sinai Medical Center at The White Memorial Medical Center. He specializes in open and arthroscopic reconstruction of the shoulder for shoulder instability and the rotator cuff, disorders of the sternoclavicular and acromioclavicular joints, pathology of the biceps, primary and revision arthroplasty of the shoulder and elbow and the treatment of complex periarticular fractures of the shoulder and elbow.

Dr. Itamura is a native of Los Angeles and earned his Bachelor of Science from the University of Southern California in 1985. He graduated from the University of Southern California School of Medicine in 1989. He completed his Residency in Orthopaedic Surgery in 1989 at the University of Southern California. In 1995 he completed a Fellowship in Shoulder and Elbow Surgery at the WB Carrell Clinic in Dallas, Texas. In 1995 he was full-time faculty on the Upper Extremity Trauma and Sports Services at Keck School of Medicine at the University of Southern California. In the fall of 1997, he took a sabbatical in Upper Extremity Reconstruction at the Massachusetts General Hospital. He was an active member of the Sports and Hand and Upper Extremity Fellowship Program. In 2011, Dr. Itamura joined the Kerlan Jobe Institute. He is the Director of the Shoulder and Elbow Fellowship, and an active member of the Sports Fellowship faculty. He is an active researcher and has published numerous peer and non-peer reviewed papers and book chapters. He regularly lectures locally, regionally, nationally and internationally, and serves as a peer reviewer for numerous Orthopedic journals.

He is a member of the American Academy of Orthopaedic Surgeons (AAOS), The Wilson Bost Society, and the American Shoulder and Elbow Surgeons (ASES). He has also served a number of professional, collegiate and high school athletic teams, including the Los Angeles Dodgers, University of Southern California and California State University, Los Angeles.



CRAIG MILHOUSE, M.D.

TEAM PHYSICIAN

2022 represents the 28th season as the Angels Team Physician for Dr. Craig Milhouse. Dr. Milhouse's current professional duties also include his private practice in internal and athletic medicine in Orange, CA and as a medical consultant/physician for the Fullerton Junior College Athletic Department. He previously worked for 10 years at the Kerlan-Jobe Orthopedic Clinic in Anaheim, CA.

A native of Detroit, MI, Dr. Milhouse received his bachelor of science degree from the University of Michigan in 1976 and medical degree from Wayne State University School of Medicine in 1980. He completed his medicine/surgery internship at St. John's Hospital in Detroit (1980-81) and his internal medicine residency at Huntington Memorial Hospital in Pasadena, CA (1981-84). Dr. Milhouse served his sports medicine fellowship at the Kerlan-Jobe Orthopedic Clinic in Inglewood, CA (1990-91) and received his board certification in internal medicine in 1984.

Dr. Milhouse has worked as a team physician/medical consultant for several local sports organizations, including the Anaheim Ducks & Honda Center (1993-2015), Los Angeles Rams (1993-95), University of Southern California (1988-93), Occidental College (1992-93), Anaheim Bullfrogs, Anaheim Piranhas and Anaheim Splash. In 2003, Dr. Milhouse served as the Medical Director for the World Gymnastics Championships and was a voluntary member of the Tournament of Roses for over 25 years. He and wife, Pamela, have two sons, Jonathan and Alex. In 2016, they became grandparents with the birth of grandson, Jaxon Ryan.





BRIAN SCHULZ, M.D. **TEAM ORTHOPEDIC PHYSICIAN**

Brian Schulz, M.D. is an orthopedic surgeon out of the Kerlan-Jobe Clinic specializing in ligament, meniscus, and cartilage injuries of the knee, shoulder instability and labral tears, rotator cuff injuries, Tommy John surgery, shoulder reconstruction, upper and lower extremity fracture management, and advanced arthroscopic and open surgical techniques for sports-related injuries of the shoulder, elbow, hip and knee.

Dr. Schulz began his studies at the University of Kentucky and earned a bachelor of science degree in biology, before going on to medical school at the University of Louisville School of Medicine in Louisville, KY. He completed his residency at Columbia University Medical Center/New York-Presbyterian Hospital, where he was Administrative Chief Resident. Dr. Schulz went on to train as a Kerlan-Jobe Sports Medicine Fellow and is an active researcher, publishing multiple papers and book chapters.

He is a member of the American Academy of Orthopedic Surgeons (AAOS), American Orthopedic Society for Sports Medicine (AOSSM), Arthroscopy Association of North America (AANA), and the American Orthopedic Association (AOA) Emerging Leaders Program.

2022 marks the sixth season with the Angels for Dr. Schulz. He has been a consultant for a variety of professional, collegiate and high school athletic teams, including the Los Angeles Dodgers, Anaheim Ducks, Los Angeles Kings, Los Angeles Lakers, Los Angeles Sparks, Los Angeles KISS, West Los Angeles College and Fullerton College.



STEVE YOON, M.D. **TEAM ORTHOPEDIC PHYSICIAN**

Steve Yoon, M.D. joined the Angels in 2017 as a Team Orthopedic Physician. He is the Director of Orthobiologics at the Kerlan-Jobe Orthopaedic Clinic and specializes in advanced non-surgical biologic treatments for sports injuries and degenerative joint disease. He also specializes in the use of image-guided and minimally invasive techniques for many orthopedic conditions.

Dr. Yoon is a consultant to many athletes throughout the NBA, MLB, NFL and NHL in addition to other organizations including the United States Tennis Association (USTA), PGA and LPGA tour, and Team USA for both the Summer and Winter Olympics. He is also a consultant with several local teams including the Los Angeles Lakers, Los Angeles Clippers, Los Angeles Rams, Los Angeles Dodgers, Los Angeles Kings, Anaheim Ducks, Los Angeles Sparks and the Loyola Marymount University Athletic Department.

Upon earning his medical doctorate within his home state at the University of Alabama, Dr. Yoon completed his residency at the NYU Medical Center and Hospital for Joint Disease, where he was named Chief Resident. He followed his residency with a subspecialty fellowship and board certification in interventional pain medicine at the UCLA Medical Center.

Dr. Yoon's work with professional athletes has been recognized in many media outlets including the *Los Angeles Times*, *Sports Illustrated*, CNN and ESPN. He is a member of the Major League Baseball Team Physicians Association (MLBTPA), American Orthopedic Society for Sports Medicine (AOSSM) and American Academy of Physical Medicine and Rehabilitation (AAPMR). Dr. Yoon continues to be published in journals and book chapters as well as lecture regionally and nationally.



CARLOS UQUILLAS, M.D. ORTHOPEDIC PHYSICIAN **TEAM**

Carlos Uquillas, M.D. who joined the Angels in 2020, is an orthopedic surgeon out of the Kerlan-Jobe Clinic specializing in Adult and Pediatric Sports Medicine. He specializes in injuries of the knee, shoulder and elbow, joint preservation surgery and fracture care. He uses advanced arthroscopic and open surgical techniques for sports-related injuries of the shoulder, elbow, hip and knee. He is an expert among his peers in musculoskeletal injuries in children as it relates to the knee, hip, elbow and shoulder as well as the surgical and nonsurgical treatment options for these conditions. Dr. Uquillas has previously served as

team physician and consultant for the Los Angeles Dodgers and Los Angeles Kings.

Dr. Uquillas is a regular contributor to medical research and education, having authored multiple publications, book chapters and lectures. He is a member of the American Academy of Orthopedic Surgeons, American Orthopedic Society for Sports Medicine, Pediatric Research in Sports Medicine Society and the Arthroscopy Associations of North America. He currently teaches residents and fellows on best practices within Sports Medicine.

After graduating Magna Cum Laude and receiving his undergraduate degree in Biochemistry and Molecular Biology from the University of Maryland-Baltimore County, Dr. Uquillas earned his medical degree from Stanford University School of Medicine. He completed a residency in Orthopedic Surgery at New York University Langone Medical Center and Hospital for Joint Diseases, where he received the Eleanor Kauffman Award for Research in Pediatric Orthopaedic Surgery. He then completed two fellowships, one in Sports Medicine through the Kerlan Jobe Orthopaedic Clinic and another in Pediatric Orthopedic Surgery through the Children's Hospital in Los Angeles.




GUY GALLAGHER DIRECTOR, EQUIPMENT & CLUBHOUSE OPERATIONS

Guy Gallagher enters second first year with the Angels after spending the previous 23 seasons as the Tampa Bay Rays Visiting Clubhouse Manager. He originally joined the Tampa Bay organization in 1996 as a minor league equipment and clubhouse manager.

Gallagher has also served on the clubhouse staffs at eight All-Star Games and for the MLB Japan All-Star Series. He is the 2017 winner of the Pete Sheehy Clubhouse Award, given annually to the MLB's top home and visiting clubhouse manager, as voted by the MLB Clubhouse Manager's Association. Before joining the Rays, he spent 12 years with the Florida State University baseball program as a student assistant and equipment and clubhouse manager.

Gallagher is a native of St. James, NY and is married to his wife, Michelle.





BRETT CRANE

**VISITING CLUBHOUSE
MANAGER**

Brett Crane enters his 22nd season in the Angels organization and third as Visiting Clubhouse Manager where he oversees clubhouse accommodations for opponents at Angel Stadium.

Prior to his promotion in 2020, Crane spent the previous seven seasons as the Club's Manager of Arizona Operations and Minor League Equipment. In that role, he oversaw the day to day operations of the Club's Tempe facility. He joined the Tempe staff following five seasons (2008-12) working in various capacities with the organization's Single-A affiliate in Orem, UT, including two seasons (2011-12) as the General Manager. During the 2006 and 2007 seasons, Crane would oversee the visiting clubhouse for Triple-A Salt Lake. He would initially join the Angels organization in 2001 and worked for the former Provo Angels and Orem Owlz in different roles up through the 2005 campaign.

A Springville, Utah native, Crane and his wife, Kami, have one son, Bennett and reside in Chandler, Arizona.



SHANE DEMMITT

**ASSISTANT EQUIPMENT
MANAGER**

Shane Demmitt began a career in baseball in 1995 working in stadium operations for the Toronto Blue Jays' Class-A affiliate in the South Atlantic League (SAL). He then joined stadium operations at Tempe Diablo Stadium (AZ) in 1997 and the Angels Major League Club as a Clubhouse Attendant in 2004. Demmitt was promoted to Angels Assistant Equipment Manager after the 2009 campaign.

A native of Maryland, he has a Bachelor of Science degree in sports management from West Virginia University and a Juris Doctor degree from Loyola Law School. In February 2012, Demmitt was a contestant on MLB Network's game show *Baseball IQ* and ultimately won the competition, raising \$45,000 in prize money for the Angels Baseball Foundation. He resides in Irvine, CA and has been a member of the California State Bar since 2002.



T.J. JARA

UMPIRES ATTENDANT

T.J. Jara begins his 19th season with the Angels organization and third as Umpires Attendant. He worked on the Angels grounds crew from 2004-07 and has been a member of the Angels clubhouse staff since 2008.

The Anaheim native attended Katella HS (Anaheim, CA) and was an infielder during his time at Vanguard University (Costa Mesa, CA).

T.J. and his wife, Michelle, reside in Placentia, CA with their two sons, Luke and Beau.

2022 LOS ANGELES ANGELS



LILLEA ACASIO
Scholarship Programs and
Marketing Coordinator



RUTH AGUILERA
Manager,
Risk Management



JOSE ANDRADE
Security Host




NICK ANDRE
Account Manager,
Premium Sales



DANIEL ANGULO
Painters



ZAC APPLGATE
Engineer



LUIS BARRANCO
Assistant,
Player Development




SUE BASSETT
Controller



NATHAN BAUTISTA
Director, Ballpark Ops
and Development



PEGGY BERROA-MORALES
Coordinator,
Baseball Administration



MATT BIRCH
Senior Manager,
Communications



SHEILA BRAZELTON
Senior Manager,
Ticket Operations



PETER BULL
Director, Entertainment
and Production



LIZETTE CABRERA
Manager,
Video Productions



ADAM CALI
Manager, Foundation and
Community Initiatives



CARLOS CAMPOS
Senior Manager,
Stadium Operations



MAYRA CASTRO
Director,
Human Resources



AL CASTRO
Senior Director,
Information Services



ALEX CERVANTES
Skilled Craftsman



TRAVIS CHAPMAN
Groundskeeper



CALVIN CHING
Director,
Stadium Operations



ADAM CHODZKO
Director,
Communications



JONATHAN CHODZKO
Account Executive,
Corporate Partnerships



GABRIELLA CIPOLETTI
Account Manager,
Partnership Services



KYRA CZRYKLIS
Account Manager,
Partnership Services




DENNIS DE JESUS
Desktop Support Analyst



PEDRO DEL CASTILLO
Senior Supervisor,
Stadium Facilities



TOM DETEMPLE
Senior Director, Ticket
Operations and Services



AIDAN DONOVAN
Coordinator,
Amateur Scouting



AARON DRAGONMIR
Director, Network
Sales and Services



COLE DRAGON
Production
Coordinator



RYAN DUNDEE
Manager,
Major League Video



RENE ESCARCEGA
Purchasing and Facilities
Assistant



JJ EVANS
Business Analytics




MIKE FACH
Vice President,
Sponsorships



NEIL FARISS
Director, Network
Infrastructure

FRONT OFFICE





TONY FERREIRA
Assistant Director,
Player Development



ANTONIO FLORES
Scheduling Manager



JARED FLORIN
Account Executive,
Corporate Partnerships



MELISSA FOMBONA
Account Executive,
Group Sales



KEEGAN FORBES
Account Executive,
Group Sales



ROBERT FOSTER
Account Manager,
Business Development



VANESSA GILLES
Account Manager,
Partnership Services



EDDIE GOMEZ
Premium Sales Manager



PHIL GURULE
Group Sales Supervisor



CHET GUTWEIN
Senior Analyst, Research
and Development



BRETT HALSTEAD
Ballpark and Special
Events Coordinator



JAMES HASKINS
Security Host




CONNOR HINCHLIFFE
Pitching Analyst,
Baseball Operations



CLANCY HOLLIGAN
Ticket Services
Representative



JARED HUGHES
Coordinator, Pitching
Analyst



ROBERT IGLESIAS
Custodial Supervisor



EDUARDO INARRA
Account Executive,
Business Development



JB JASO
Security Assistant
Manager



JENNIFER JEANBLANC
Financial Operations
Manager



MATTHEW JOHNSON
Analyst, Research and
Development



DEBORAH JOHNSTON
Vice President,
Human Resources



TRICIA KAMI
Graphic Designer



BOBBY KOWAN
Director,
Partnership Services




AMANDA KROPP
Senior Coordinator,
Baseball Administration



JOSH KROWIWRZ
Senior Developer,
Baseball Systems



GREG LAESCH
Assistant Groundskeeper



JON LEACHMAN
Account Executive,
Group Sales



JEFF LEUENBERGER
Business Development
Manager



BARNEY LOPAS
Field/Ground
Maintenance Manager



GENARD LUNA
Wardrobe Supervisor



ROBERT MACCHIAVELLO
Electrician



MARK MACIAS
Security Manager



BRETT MAIDA
Groundskeeper



REYNA MANCILLA
Human Resources and
Payroll Administrator



DAVIN MASKE
Director, Entertainment
& Production



TUCKER MCGARRITY
Account Executive,
Group Sales

2022 LOS ANGELES ANGELS



KYLIE MCMANUS
Accountant



GRACE MCNAMEE
Manager,
Communications



RYAN MENDOZA
Equipment
Mechanic



JAIME MERINO
Lead Painters



CARMEN MISPAHEL
Administrative Assistant,
Facilities



ANDIE MITSUDA
Senior Manager,
Partnership Services



CONNOR MOFFATT
Assistant,
Quantitative Analysis



JENNIFER MORAN
Client Services Manager



DYLAN MORTIMER
Baseball Operations
Analyst



MARY MYERS
Account Executive,
Group Sales



DOUG MYLOWE
Senior Director, Finance



RAY NELLS
Custodial Supervisor



DAVID NEUMANN
Senior Manager,
Ticket Sales



ABBI NEWTON
Authentications
Supervisor



TYLER OGAWA
Authentications
Supervisor



BLAINE OHGASHI
Team Photographer



MAMI ORTIZ
Marketing and
Entertainment Coordinator



JOSE PADILLA
Senior Manager,
Facilities and
Housekeeping



JIM PANETTA
Senior Director,
Ticket Sales and Services



SUZANNE PETERS
Purchasing Manager



AN PHAM
Ballpark and Special
Events Coordinator



EILEEN PRESCOTT
Manager, Special Events
and Services



NICOLE PROVANSAL
Director, Corporate and
Community Partnerships




CHEYENNE RETA
Client Services
Representative



ARMANDO REYNA
Ticketing Operations
Manager



RANDY RIGALI
Account Executive,
Group Sales



ANGEL RODRIGUEZ
Senior Group Sales
Specialist



BOB ROSS
Lead HVAC
Electrician



BEN ROWEN
MLB Advance Scout



TINA SANCHEZ
Senior Coordinator,
Special Events



JAKE SAUBERMAN
Baseball Operations
Analyst



RICHARD SCHILPP
Security Host




LORELEI SCHLITZ
Payroll Manager



CECILIA SCHNEIDER
Benefits Manager



JOSH SCHNOOR
Technical Services
Manager



PATRICK SEMINATOR
Baseball Systems
Developer


FRONT OFFICE



NEEKETH SHETH
Baseball Systems
Developer



JAMES SHEU
Network Administrator



MATT SPRING
Baseball Operations
Analyst



HANNAH STANGE
Digital Communications
Manager



CONNOR STEER
Client Services
Representative



SHANELLE STEPHENS
Premium Seating
Coordinator



FRANK STEWART
Skilled Craftsman



TONY SURUOR
Lead HVAC Technician



SARAH TALAMONTE
Accounts Payable
Specialist



TOM TAYLOR
Traveling Secretary



ALEX TINYO
Senior Marketing
Manager



BECCI TWOMBLY
Registered Dietitian



JACQUELINE URBANUS
Manager, Ballpark
Operations and Security



NICK USOFF
Baseball Systems
Developer



RYAN VANCE
Director,
Ticket Marketing and
Business Analytics



LUIS VARGAS
Traveling Secretary



VANESSA VEGA
Senior Marketing
Manager



COURTNEY WALLACE
Director, Special Events



MARGIE WALSH
Receptionist



CLARE WEHAN
Account Executive,
Group Sales



JENNIFER WHYNOTT
Assistant Controller



JAKE WILSON
Client Services
Representative



NICOLE YAMASAKI
Business Analyst



CHRIS YOUNG
Account Executive,
Business Development



RICARDO ZAPATA
Photography Assistant



ANDREW ZENNER
Assistant,
Baseball Operations



DREW ZINSER
Senior Corporate
Account Executive

NOT PICTURED

JOE CHERNAK
Baseball Operations
Analyst

JONATHAN MARTIN
Skilled Craftsman

FRONT OFFICE



SCOUTING STAFF



JASON BAKER




MATT BISHOFF



JOHN BURDEN



JOCHY CABRERA




RUSBELL CABRERA



JOEL CHICARELLI



BRIAN CRUZ



DREW DOMINGUEZ



JAYSON DUROCHER



DOMINGO GARCIA



ENDER GONZALEZ



RAUL GONZALEZ




BRIAN GORDON



NICK GORNEAULT



KJ HENDRICKS



BILLY LIPARI



CHRIS MCALPIN



BRANDON MCARTHUR



GRACE MERCEDES



JOEL MURRIE



RUBYLIN NICASIA



SCOTT RICHARDSON



JEREMY SCHIED



JASON SMITH



MATT SWANSON



FRANK TEJADA



MARLON URDANETA



ROSS VECCHIO



STEFFAN WILSON



RIC WILSON



DOUG WITT

NOT PICTURED

JEAN CARLOS ALVAREZ

JUSUS COLINA

FELIX FELIZ

MELVIN DORTA

JONATHAN GENAO

BO HUGHES

VICENTE LUPD

RAFAEL REYES

COSME VALLE

GENE AUTRY MEMORIAL STATUE


Dedicated April 1, 1998

The Gene Autry statue is a life-size bronze piece depicting the longtime Angels owner, who became a legend in the entertainment industry in a career that spanned seven decades. Autry's first steps toward becoming a sports legend came when he took over the ownership of the Los Angeles Angels expansion team in 1960, a position he has held for over three decades.

At the base of the statue lay five of Autry's replica stars from the Hollywood Walk of Fame. The statue is placed in the Angel Stadium perimeter plaza, located just inside Gate 2.

INSCRIPTION: *GENE AUTRY - Founder of California Angels, 1961. His uniform number 26 was retired in 1982 by the players.*

Singing Cowboy. Actor. Composer. Air Force Pilot. Entrepreneur. Baseball Fan. Philanthropist. 88th Degree Mason. Best Friend.



FRONT OFFICE



AMATEUR SCOUTING STAFF
DOMESTIC SCOUTING STAFF

TIM MCILVAINE – DIRECTOR, AMATEUR SCOUTING
JEREMY SCHIED – ASST. DIRECTOR, AMATEUR SCOUTING
AIDAN DONOVAN – COORDINATOR, AMATEUR SCOUTING
MATT SWANSON – SPECIAL ASSISTANT TO SCOUTING

Crosscheckers	Territory
Jason Smith, Steffan Wilson	National Crosscheckers
Jason Baker, Jasyon Durocher, Nick Gomeault, Brandon McArthur, Scott Richardson, Doug Witt	Crosscheckers

Area Supervisors
John Burden, Drew Dominguez, Brian Gordon, KJ Hendricks, Bo Hughes, Billy Lipari, Chris McAlpin, Joel Murrie, Ross Vecchio
Area Supervisor

INTERNATIONAL SCOUTING STAFF

BRIAN PARKER – SENIOR DIRECTOR, INTERNATIONAL SCOUTING
BRIAN CRUZ – ASST. DIRECTOR, INTERNATIONAL SCOUTING
GRACE MERCEDES – DOMINICAN REPUBLIC, SCOUTING ADMINISTRATOR

International Crosscheckers/Supervisors	
Jean Carlos Alvarez	Latin America Crosschecker
Matt Bishoff	Amateur & International Crosschecker
Frank Tejada	Dominican Republic Crosschecker
Felix Feliz	Dominican Republic Supervisor
Marlon Urdaneta	Venezuela Supervisor

International Scouts	
Jochy Cabrera, Rusbell Cabrera, Domingo Garcia, Jonathan Genao	Dominican Republic
Cosme Valle	Mexico
Raul Gonzalez	Panama
Joel Chicarelli, Melvin Dorta, Ender Gonzalez, Vicente Lupo	Venezuela
Rubylin Nicasia	Video Scout, Curacao
Rafael Reyes	Video Scout, Dominican Republic
Jesus Colina	Video Scout, Venezuela

PROFESSIONAL SCOUTING STAFF

DEREK WATSON – DIRECTOR, PRO SCOUTING
BEN FRANCISCO – SPECIAL ASSISTANT TO THE GM
RIC WILSON – SPECIAL ASSIGNMENT SCOUT

Professional Scouts	Residence
Jeff Cirillo	Medina, WA
Jim Miller	Valrico, FL
Andrew Schmidt	Los Angeles, CA
Bobby Williams	Sarasota, FL
Rick Williams	Tampa, FL




JEFF CIRILLO



JIM MILLER



ANDREW SCHMIDT



BOBBY WILLIAMS



RICK WILLIAMS

UNDER THE HALO



Bally SPORTS WEST

Bally Sports West, formerly FOX Sports West, enters its 31st year as telecast partner with the Los Angeles Angels and will produce approximately 150 games during the 2022 regular season.

“Angels Live” returns to provide unmatched access to the Angels. Featuring a 30-minute pre-game and full post-game coverage, “Angels Live” is a true extension of the game that keeps Angels fans entertained and informed.

Live game coverage of the Angels on Bally Sports West will also feature the Grass Valley super slow-mo camera system to create opportunities for analysts to share perspective and expertise with an up-to-the-moment illustration. Additional technological enhancements include Statcast which provides high-speed, high-accuracy, automated tool developed to analyze player movements and Pitchcast which tracks the speed and trajectory of pitched baseballs.

In addition to the Los Angeles Angels game telecasts on Bally Sports West, “Angels Weekly” delivers unique stories, exclusive interviews and behind the scenes footage, providing fans with unmatched coverage of the Halos. The half-hour show airs every Friday on Bally Sports West throughout the season.

Together, Bally Sports West and Bally Sports SoCal present more live, local sports programming than any other network or broadcast system in Southern California, Nevada and Hawaii. For complete regional sports news, telecast schedules, original features and more, visit www.ballysportswest.com.

ALL-TIME ANGELS TELEVISION BROADCASTERS

1961 - Don Wells, Bob Kelley, Steve Bailey (KTLA)	1991 - Ken Wilson, Ken Brett (KTLA)	2009 - Steve Physioc, Rex Hudler, Rory Markas, Mark Gubicza (Fox Sports West and KCOP)
1962 - Buddy Blattner, Don Wells, Steve Bailey (KTLA)	1992 - Ken Wilson, Ken Brett (KTLA)	2010 - Victor Rojas, Mark Gubicza (Fox Sports West and KCOP)
1963 - Buddy Blattner, Don Wells (KTLA)	1993 - Ken Wilson, Ken Brett (KTLA)	2011 - Victor Rojas, Mark Gubicza (Fox Sports West and KCOP)
1964 - Buddy Blattner, Don Wells (KTLA)	1994 - Ken Wilson, Ken Brett (KTLA & Prime Ticket)	2012 - Victor Rojas, Mark Gubicza (Fox Sports West and Prime Ticket)
1965 - Buddy Blattner, Don Wells (KTLA)	1995 - Ken Wilson, Ken Brett (KTLA & Prime Sports)	2013 - Victor Rojas, Mark Gubicza (Fox Sports West)
1966 - Buddy Blattner, Don Wells (KTLA)	1996 - Steve Physioc, Jerry Reuss, Sparky Anderson (KCAL and Fox Sports West)	2014 - Victor Rojas, Mark Gubicza (Fox Sports West)
1967 - Buddy Blattner, Don Wells (KTLA)	1997 - Steve Physioc, Jerry Reuss, Sparky Anderson (KCAL & Fox Sports West)	2015 - Victor Rojas, Mark Gubicza (Fox Sports West)
1968 - Buddy Blattner, Don Wells (KTLA)	1998 - Steve Physioc, Jerry Reuss, Sparky Anderson (KCAL & Fox Sports West)	2016 - Victor Rojas, Mark Gubicza (Fox Sports West)
1969 - Dick Enberg, Don Wells (KTLA)	1999 - Steve Physioc, Rex Hudler (KCAL & Fox Sports West)	2017 - Victor Rojas, Mark Gubicza (Fox Sports West)
1970 - Dick Enberg, Don Wells (KTLA)	2000 - Steve Physioc, Rex Hudler (KCAL & Fox Sports West)	2018 - Victor Rojas, Mark Gubicza (Fox Sports West)
1971 - Dick Enberg, Don Wells (KTLA)	2001 - Steve Physioc, Rex Hudler (KCAL & Fox Sports Net)	2019 - Victor Rojas, Mark Gubicza (Fox Sports West)
1972 - Dick Enberg, Don Wells (KTLA)	2002 - Steve Physioc, Rex Hudler (KCAL & Fox Sports Net)	2020 - Victor Rojas, Mark Gubicza (Fox Sports West)
1973 - Dick Enberg, Don Drysdale (KTLA)	2003 - Steve Physioc, Rex Hudler (KCAL & Fox Sports Net)	2021 - Matt Vasgersian, Mark Gubicza, Daron Sutton, José Mota (Bally Sports West)
1974 - Dick Enberg, Don Drysdale (KTLA)	2004 - Steve Physioc, Rex Hudler (KCAL & Fox Sports Net)	2022 - Matt Vasgersian, Mark Gubicza, Patrick O'Neal, (Bally Sports West)
1975 - Dick Enberg, Don Drysdale (KTLA)	2005 - Steve Physioc, Rex Hudler (KCAL & Fox Sports Net)	
1976 - Dick Enberg, Don Drysdale (KTLA)	2006 - Steve Physioc, Rex Hudler, Jose Mota (Fox Sports Net)	
1977 - Dick Enberg, Don Drysdale, Al Wisk (KTLA)	2007 - Steve Physioc, Rex Hudler, Jose Mota, Mark Gubicza (Fox Sports Net and KCOP)	
1978 - Dick Enberg, Don Drysdale, Al Wisk (KTLA)	2008 - Steve Physioc, Rex Hudler, Rory Markas, Mark Gubicza (Fox Sports Net and KCOP)	
1979 - Don Drysdale, Al Wisk, Ron Fairly (KTLA)		
1980 - Don Drysdale, Ron Fairly (KTLA)		
1981 - Don Drysdale, Ron Fairly (KTLA)		
1982 - Bob Starr, Ron Fairly (KTLA)		
1983 - Bob Starr, Ron Fairly (KTLA)		
1984 - Bob Starr, Ron Fairly, Allan L. Collin (KTLA)		
1985 - Bob Starr, Joe Torre, Dick Enberg (KTLA)		
1986 - Bob Starr, Joe Torre (KTLA)		
1987 - Bob Starr, Joe Torre (KTLA)		
1988 - Bob Starr, Joe Torre (KTLA)		
1989 - Bob Starr, Joe Torre (KTLA)		
1990 - Joe Torre, Reggie Jackson, Joe Garagiola, Paul Olden (KTLA)		



AM830 KLAA enters its 15th year as the English language radio flagship station of the Los Angeles Angels. The broadcast team of Terry Smith and Mark Langston returns for their tenth full season in the Angels radio booth. 2022 marks Smith's 21st season with the club and the eleventh for Langston as a broadcaster. AM830 is owned by Angels owner Arte Moreno.



In addition to all Spring Training, regular season and postseason broadcasts, AM830 airs *Angels On Deck* (pregame programming starting 90 minutes prior to each game), the *Angels Pregame Show* (beginning 30 minutes prior to the game), and the *Angels Postgame Show* plus *Angel Talk* after every home game broadcast. AM830 is home to *The Sports LODGE with Roger Lodge*, *Greeny* and *Bart & Hahn* from ESPN Radio.

AM830 is also the Southern California home for the Anaheim Ducks, Las Vegas Raiders, UC Irvine Men's Basketball and many other live professional and college football, basketball and hockey games, plus breaking Angels news and many other interesting hours of local and network programming.

2022 RADIO AFFILIATES

CALL LETTERS	FREQUENCY	LOCATION
KLAA	830 AM	Los Angeles/Orange County, CA
KSPN	710 AM	Los Angeles, CA
KLOA	1240 AM	Ridgecrest, CA
KXPS	1010 AM/102.7 FM	Palm Springs, CA
KMET	1490 AM	Riverside/Banning, CA
KTOX	1340 AM	Needles, CA
KSPF	1200 AM/100.9 FM	Cathedral City, CA
KGU	760 AM	Honolulu, HI
KAOI	1110 AM	Mau, HI

ALL-TIME ANGELS RADIO BROADCASTERS ENGLISH FLAGSHIP

1961 - Don Wells, Bob Kelley, Steve Bailey (KMPC)	1977 - Dick Enberg, Don Drysdale, Al Wisk (KMPC)	1997 - Bob Starr, Mario Impemba (KTZN)	2011 - Terry Smith, Jose Mota (AM 830 KLAA)
1962 - Don Wells, Steve Bailey, Buddy Blattner (KMPC)	1978 - Dick Enberg, Don Drysdale, Al Wisk (KMPC)	1998 - Mario Impemba, Brian Barnhart (KRLA)	2012 - Terry Smith, Jose Mota (AM 830 KLAA)
1963 - Don Wells, Buddy Blattner (KMPC)	1979 - Don Drysdale, Al Wisk (KMPC)	1999 - Mario Impemba, Brian Barnhart (KLAC)	2013 - Terry Smith, Mark Langston (AM 830 KLAA)
1964 - Don Wells, Buddy Blattner (KMPC)	1980 - Bob Starr, Steve Shannon (KMPC)	2001 - Mario Impemba, Daron Sutton (KLAC)	2014 - Terry Smith, Mark Langston (AM 830 KLAA)
1965 - Don Wells, Buddy Blattner (KMPC)	1981 - Bob Starr, Don Drysdale, Ron Fairly (KMPC)	2002 - Rory Markas, Terry Smith (KLAC)	2015 - Terry Smith, Mark Langston (AM 830 KLAA)
1966 - Don Wells, Buddy Blattner (KMPC)	1982 - Bob Starr, Ron Fairly (KMPC)	2003 - Rory Markas, Terry Smith (ESPN Radio)	2016 - Terry Smith, Mark Langston (AM 830 KLAA)
1967 - Don Wells, Buddy Blattner (KMPC)	1983 - Bob Starr, Al Conin,	2004 - Rory Markas, Terry Smith (ESPN Radio)	2017 - Terry Smith, Mark Langston (AM 830 KLAA)
1968 - Don Wells, Buddy Blattner (KMPC)	1984 - Bob Starr, Al Conin, Ron Fairly (KMPC)	2005 - Rory Markas, Terry Smith (ESPN Radio)	2018 - Terry Smith, Mark Langston (AM 830 KLAA)
1969 - Dick Enberg, Don Wells (KMPC)	1985 - Dick Enberg, Al Conin,	2006 - Rory Markas, Terry Smith (ESPN Radio)	2019 - Terry Smith, Mark Langston (AM 830 KLAA)
1970 - Dick Enberg, Don Wells, Dave Niehaus (KMPC)	1986 - Al Conin, Ron Fairly (KMPC)	2007 - Rory Markas, Terry Smith (ESPN Radio)	2020 - Terry Smith, Mark Langston (AM 830 KLAA)
1971 - Dick Enberg, Don Wells, Dave Niehaus (KMPC)	1987 - Al Conin, Ken Brett (KMPC)	2008 - Rory Markas, Terry Smith, Steve Physioc, Rex Hudler (AM 830 KLAA)	2021 - Terry Smith, Mark Langston (AM 830 KLAA)
1972 - Dick Enberg, Don Wells, Dave Niehaus (KMPC)	1988 - Al Conin, Ken Brett (KMPC)	2009 - Rory Markas, Terry Smith, Steve Physioc, Rex Hudler (AM 830 KLAA)	2022 - Terry Smith, Mark Langston (AM 830 KLAA)
1973 - Dick Enberg, Don Drysdale, Dave Niehaus (KMPC)	1989 - Al Conin, Ken Brett (KMPC)	2010 - Terry Smith, Jose Mota (AM 830 KLAA)	
1974 - Dick Enberg, Don Drysdale, Dave Niehaus (KMPC)	1990 - Al Conin, Ken Brett (KMPC)		
1975 - Dick Enberg, Don Drysdale, Dave Niehaus (KMPC)	1991 - Al Conin, Bob Jamison, Paul Olden (KMPC)		
1976 - Dick Enberg, Don Drysdale, Dave Niehaus (KMPC)	1992 - Al Conin, Bob Jamison, Paul Olden (KMPC)		
	1993 - Bob Starr, Billy Sample (KMPC)		
	1994 - Bob Starr, Billy Sample (KMPC)		
	1995 - Bob Starr, Mario Impemba (KMPC)		
	1996 - Bob Starr, Mario Impemba (KMPC)		



MATT VASGERSIAN

TELEVISION PLAY BY PLAY

Matt Vasgersian returns to the television booth as the play-by-play voice of the Angels for 2022. In addition to the Angels broadcasts, Matt maintains a national profile with the MLB Network Showcase including play-by-play in the Division Series in October. During the 2021 season, he also announced two games for the “MLB Game of the Week Live on YouTube” on April 22 (Angels at Houston) and June 17th (Angels vs. Detroit) with Mark Gubicza.

The veteran broadcaster has called various regular season and playoff baseball telecasts for Fox Sports, including the Saturday “Game of the Week from 2014-17 and was the play-by-play voice of ESPN’s Sunday Night Baseball for four seasons.

He was the voice of the San Diego Padres for seven seasons, and prior to that held the same role with the Milwaukee Brewers for five seasons. Matt called baseball and softball, among other events, for NBC Sports during the 2004 Summer Olympics, his first of five Summer/Winter Olympic assignments with NBC.

In addition to his play-by-play career, Vasgersian is widely known for his 16-year run as the voice of the *MLB: The Show* video games from 2006-2021.

Vasgersian was the first host hired with launch of MLB Network in 2009. His continuing position with MLB includes various programming such as “Hot Stove” and “MLB Tonight,” roles for which in 2015 he was nominated for a National Sports Emmy.

Between 2005-2008, Vasgersian handled weekly NFL play-by-play with Fox Sports, and called College Football with their BCS Bowl Package for three seasons. Close to home, Matt served as lead play-by-play announcer with NBC’s coverage of the NFL in 2001, and close to home was micside for USC Basketball on Fox Sports West between 2004-06.

Vasgersian began his baseball broadcasting career with the Huntington Cubs in the Appalachian League in 1991, before moving up to the Adv.-A High Desert Mavericks (San Diego), El Paso Diablos (Milwaukee), Syracuse Chiefs (Toronto) and Triple-A Tucson Toros (Houston).

A California native, Vasgersian is a graduate of the University of Southern California and was an actor in his childhood, appearing on several television shows and films. Vasgersian and his wife, Kimberly, reside in New Jersey with their three children.





MARK GUBICZA

Former Major League Baseball veteran Mark Gubicza is entering his 21st year with Bally Sports West (previously FOX Sports West). This season will mark his 16th year of providing color commentary for Angels broadcasts. Gubicza will also continue as an analyst for the Angels' pre- and post-game shows, "Angels Live", which he has done for the past 17 seasons.

During the 2021 season, Gubicza announced two games for the "MLB Game of the Week Live on YouTube" on April 22 (Angels at Houston) and June 17th (Angels vs. Detroit) with Matt Vasgersian.

Gubicza previously co-hosted the *FS Baseball Report*, which aired nationally on Fox Sports, previewing future matchups and breaking down current standings in the league. In 2004, Gubicza provided analysis for Minnesota Twins games from Los Angeles. He made his first television appearance as an analyst for FSN in April 2000 on *Baseball Today* and the *National Sports Report*. He also hosted the *Southern California Baseball Report* on AM570 for three years.

In his professional baseball career, Gubicza spent 14 seasons in the Major Leagues. Drafted in 1981, he went on to spend 13 seasons with the Kansas City Royals, winning a World Championship in 1985 and 20 games in 1988. In both 1988 and 1989, he was named to the AL All-Star team. He finished his career with the Angels in 1997. To honor his many accomplishments on the field, he was named to the Kansas City Royals Hall of Fame as well as the Pennsylvania Hall of Fame in 2006. He was also named to the Missouri Sports Hall of Fame, class of 2010.

Gubicza and his wife, Lisa, live in Chatsworth, Calif. and have three children, Nicolette, Chad and Ashley.



UNDER THE HALO



PATRICK O'NEAL

TELEVISION PLAY BY PLAY

Patrick O'Neal joins the Angels booth as a television play-by-play broadcaster for the 2022 season.

O'Neal, a longtime fixture in Southern California sports for over 20 years, will enter his ninth season covering the Angels on Bally Sports West. In 2021, he called nine Angels games alongside Mark Gubicza and hosted the pre- and postgame shows that originate live from Angel Stadium to provide sports fans with in-depth coverage of

the game.

In addition to his network baseball assignments, O'Neal also covers the Los Angeles Kings for Bally Sports West. He has worked the sidelines for NFL games on FOX and also provided NFL and College Football game breaks in 2013 and 2014.

Prior to joining FOX Sports West and the "Southern California Sports Report" team in 2005, O'Neal served as the host of the national FOX Sports Network shows, "Totally Football" and "Ultimate Fantasy Football Show." In 2005, the FOX network tabbed O'Neal as host of their "FOX Saturday Baseball" studio show for consecutive weeks, as well as the field reporter for the National League Championship Series.

O'Neal joined FOX Sports in 2000 when he was hired by FOX Sports Radio to serve as their "National Update" anchor which led him to various roles within the FOX group such as the anchor for "Headline News Service" on FOX Sports West, hosting "NCAA on Campus," "FOX Sports One" and as a sideline reporter for the Mercedes-Benz Cup for FOX Sports Net, and the Women's Acura Classic for FOX Sports.

Throughout his career, O'Neal has been recognized with six LA Area Emmy Award nominations for Outstanding Sports Reporting, taking home wins in 2018 and 2006. In 2018, O'Neal was also named by the SoCal Sports Broadcasters Association as the Top Pre- and Postgame Host, an award he has won five times. He attended the University of La Verne in Southern California, where he studied communications and journalism. He currently lives in Los Angeles with his wife, Summer, and is the proud father of two daughters, Veronica and Sophia.



TERRY SMITH

RADIO PLAY BY PLAY

Terry Smith enters his 21st season on the Angels flagship radio station. The 2022 season marks his 13th season as the Angels lead play-by-play announcer. His 21 seasons in the booth make Smith the longest tenured broadcaster (radio or TV) in club history.

Smith joined the Angels in 2002 after serving as the radio voice of the New York Yankees Triple-A affiliate Columbus Clippers for 19 seasons. From 1983-97, Smith also served as Sports Director on WBNS AM in Columbus, Ohio and was simply known as “The Voice” serving as play-by-play announcer for the Ohio State University Football and Basketball Radio Network from 1986-97. Smith was recognized three times by the Ohio Associated Press for his sportscasts and WBNS AM was named the Outstanding Sports Operation in Ohio six times by the Associated Press.

Smith started his baseball broadcasting career in 1978, calling games for the Jacksonville Suns and later called games for the Memphis Chicks from 1981-82. At Memphis, Smith also worked as the Sports Director on WHBQ AM, anchoring sports on the morning and afternoon drive shows.

The Philadelphia native attended Temple University, where he played collegiate club hockey, as well as Jones College in Jacksonville, Fla. which has produced the likes of actors Joe Piscapo and Jay Thomas. In February 2002, Smith made his on-screen debut as a broadcaster in the baseball movie *A Little Inside*, which aired on HBO and Showtime. He assists in Angels Community Relations with appearances and has served as Honorary Chair of the Orange County Learning for Life’s Exploring program. Smith and his wife, Sonia, have one son Jordan and a daughter-in-law Natalia. The Smiths reside in Queen Creek, AZ.



MARK LANGSTON

RADIO COLOR ANALYST

Mark Langston enters his tenth full season on the Angels broadcast team after joining Terry Smith on the air as an analyst on a part-time basis during the 2012 regular season. During the 2019 season, Langston announced two games for the “MLB Game of the Week Live on YouTube” on July 29th (Angels vs Detroit) and September 10th (Angels vs Cleveland).

Langston pitched 16 seasons at the Major League level, including eight with the Angels. He was originally drafted by Seattle in the 1981 draft and pitched for the Mariners (1984-89) and Montreal Expos (1989) before joining the Angels prior to the 1990 season. On Apr. 11, 1990 Langston and

Mike Witt combined to pitch the eighth no-hitter in Angels history and the first combined no-hitter in club history. He pitched to an 88-74 record with a 3.97 ERA in his eight seasons with the Angels before finishing his career with the San Diego Padres (1998) and Cleveland Indians (1999). A four-time All-Star, Langston also won seven Gold Glove Awards, including five straight from 1991-95 with the Angels.

After retiring, Langston became the head baseball coach at Orange Lutheran High School where he guided the Lancers to a playoff berth in 2002. In Nov. 2018, Langston was inducted into the San Jose Sports Hall of Fame.

A native of San Diego, Langston resides in Laguna Beach with his wife, Michelle. The couple has two daughters, Katie and Gabrielle.





JOSÉ TOLENTINO

SPANISH RADIO BROADCASTER

José Tolentino will return as the Angels Spanish radio broadcaster in 2022 on KWKW. He has also worked as a television broadcaster for Fox Deportes, Fox Sports International, DirecTV and ESPN and has covered multiple World Series in addition to calling Caribbean Series and Little League World Series games.

Prior to announcing, Tolentino played 15 seasons professionally after being drafted by the Oakland Athletics in the seventh round of the 1983 First-Year Player Draft out of the University of Texas. He was a member of the Longhorns 1983 College World Series championship team and was a nominee for the Golden Spikes Award, which is presented annually to the college baseball player of the year. His Longhorns teammates that season included Roger Clemens, Calvin Schiraldi and Bruce Ruffin. Tolentino made his Major League debut with the Houston Astros on July 28, 1991.

A native of Mexico City, Tolentino had the honor of managing Team Mexico at the 2007 Pan-American Games in Rio de Janeiro, Brazil and at the 2008 Summer Olympics in Beijing, China. He also served as bench coach for Mexico's World Baseball Classic teams in 2006 and 2009.

In 1999, he founded the José Tolentino Professional School of Baseball which teaches young athletes baseball fundamentals as well as the mental and psychological aspects of the game. He was honored in 2000 with the Orange County United Way Hispanic Influential Sports and Entertainment Award.

Tolentino and his family reside in Mission Viejo, California.

KWKW ESPN Deportes (1330 AM) is in its 15th year as the Spanish-language play-by-play home of the Los Angeles Angels.

In 1941, at the beginning of World War II, the Federal Communications Commission awarded KWKW its license to broadcast and inform the Hispanic population of Los Angeles the news about the war. This took place from the basement of a hotel on Colorado Street in Pasadena. At a later date KWKW moved to 800 Sierra Madre Villa in Pasadena, where many of today's famous announcers began their careers in Spanish radio.

In 1962 Lotus Communications Corporation bought KWKW. Since that time Howard Kalmenson, owner and founder of Lotus Communications, has been able to acquire 24 radio stations which broadcast in English and Spanish as well as Lotus Hispanic Reps, a National Rep firm with offices across the country. All this was possible because of KWKW.

In January 1989, when KWKW switched from 1300 to 1330 on the AM dial, the broadcast coverage area more than doubled. KWKW is one of the leading Spanish language radio stations in the United States. An excellent signal, popular personalities, outstanding news, sports and in-depth public service and community involvement guarantee KWKW's long-term success in the dominant Mexican and Latino communities of Los Angeles.



The Los Angeles Angels baseball team was created in 1960 as an expansion franchise, and played their first game in 1961. Named “Angels” for the English translation and nickname (“The City of Angels”) of the city, the club remained in Los Angeles from 1961-65, before moving to Anaheim in 1966. The organization officially became the California Angels in Sept. 1965 to coincide with a uniform change the following season, and has remained in Anaheim since the move in 1966. On Nov. 19, 1996, the California Angels were renamed the Anaheim Angels in a press conference held at Anaheim Stadium to also announce a uniform change. On Jan. 3, 2005, the team announced its official name to be the Los Angeles Angels of Anaheim. The inclusion of Los Angeles reflects the original expansion name and returns the Angels as Major League Baseball’s American League representative in the Greater Los Angeles territory. The team is now known as the Los Angeles Angels.

On Jan. 9, 2002, the Angels unveiled their new official team colors and logos featuring red as the dominant color for the first time in club history. The announcement represented the seventh uniform change in franchise history. The look to the Angels logo and uniforms captures the tradition of Angels baseball and a contemporary “back to basics” flare. The logo features the signature halo surrounding the ‘A,’ while the uniforms are reminiscent of decades past.

The Angels selected red, dark red, navy and silver as their colors. The red and navy that have been the team’s official colors since the inaugural season have been maintained. The official Angels logo consists of the block letter ‘A’ in red, including dark red shading along the outside of the left side, inside the right side and bottom of the cross of the ‘A.’ A silver halo circles the top of the ‘A,’ filled with navy. The same navy outlines the ‘A’ as well as the halo.

Both home and road uniforms follow the traditional look of jerseys past. The club wears red belts, red stirrups and red shoes. Helmets are similar in color and logo to the home and road cap. Large numerals in red outlined in blue and silver with the players last name in red outlined in blue and silver will appear on the back of all jerseys. A smaller number in red outlined in blue and silver appears below the script on the left side of all jerseys, except for the Spring Training jersey.

The Angels’ home uniforms include a red cap and bill, official club logo and red button. Jersey is button down, white in color, with red piping around neck and arms. Red ANGELS script appears on front, with silver halo circling top of the ‘A.’ Script is outlined in blue and silver. Pants are white with red piping down each leg.

The Angels’ road uniforms include a red cap and bill, official club logo and red button. Jersey is button down, gray in color, with red piping around neck and sleeves. Red ANGELS appears on front, with silver halo circling top of the ‘A.’ Script is outlined in blue and silver. Pants are gray with red piping down each leg.

The Angels’ alternate uniform used for home or road games includes a red cap and bill, official club logo and red button. Jersey is button down, red in color, with silver piping around neck and arms. Red ANGELS script will appear on front, with silver halo circling top of ‘A.’ Script is outlined in blue and silver.



HOME UNIFORM



ROAD UNIFORM



ALTERNATE UNIFORM



SPRING TRAINING UNIFORM

UNDER THE HALO COMMUNITY



ANGELS BASEBALL
FOUNDATION

The Angels are proud to support many local charitable organizations and community groups throughout Orange County and the Greater Los Angeles region. Through the combined efforts of the Angels and the Angels Baseball Foundation, the team has been able to impact many people in our community, specifically children, with life-changing opportunities for them to thrive. Among the Angels' notable beneficiaries are the Angels RBI Program, the Boys & Girls Clubs of Orange County, Anaheim Family YMCA, the AVID Program and Southern California Little Leagues.

The Angels have served more than 5,000 organizations, providing them with positive experiences and resources, as well as allowing children to experience the remarkable game of baseball during each regular season. For more information, please visit www.angels.com/community

ANGELS BASEBALL FOUNDATION:

The Angels Baseball Foundation was established in 2004 under Arte and Carole Moreno. Together with the Los Angeles Angels, the two organizations have contributed more than \$24 million in value toward local causes. Each year, the Angels Baseball Foundation rewards community organizations with grants to benefit the individual needs, and to support programs that impact our youths. The Foundation focuses on improving education, healthcare, arts and sciences, as well community related youth programs throughout the region.



Angels Baseball Foundation Gala

In 2019, the Angels hosted the third Angels Baseball Foundation Gala at Pelican Hill Golf Club in Newport Coast. The Gala included a casino night and provided the opportunity to be joined by a current Angels player or an alumni for dinner. Additionally, attendees had the opportunity to bid on a variety of items including memorabilia and experiences during a silent and live auction. All proceeds from the Gala benefited the Foundation.

Due to the pandemic, the Angels Baseball Foundation did not host a gala during the 2020 and 2021 seasons

Angels 5K & Fun Run presented by Lexus

The Foundation's 12th Annual 5K & Fun Run is scheduled during the summer months of the season. Last year, over 2,000 Angels fans participated in the 5K race on the newly designed course route. Participants earn a commemorative shirt and medal to honor the occasion while also receiving the opportunity to pick up goodies and resources at the Race Expo. The 2021 event raised over \$100,000 for the Angels Baseball Foundation. The twelfth annual event is scheduled to take place on July 30, 2022 before the Angels host the Texas Rangers.




UNDER THE HALO



Bank of America Challenger Classic

In years past, the Angels Baseball Foundation has teamed up with Bank of America to host the Bank of America Orange County Little League® Challenger Classic. At each of these events, more than 600 children, most of whom are living with physical and mental challenges, have received the chance to play baseball on the field at Angel Stadium with the help from Angels players, coaches and alumni. The 2019 classic included the “Friday Night Lights” for the first time, in which older Challenger players participated in an on-field clinic at the stadium. In addition, the 2019 event hosted the third annual Fall Festival Resource Fair to share potential resources with participants and their families.



Due to the pandemic, the Angels Baseball Foundation did not host this event during the 2020 and 2021 seasons

Angels Canned Food Drive

During the holiday season, the Angels hosts a Canned Food Drive to benefit Second Harvest Food Bank of Orange County. Donors are given an opportunity to step up to the plate at Angel Stadium to take a swing for the fences, shag a ball in the outfield or test their pitching skills with a radar gun in the bullpens. Over 500 people participated in this event in 2019.



Angels Baseball Foundation Children’s Holiday Party

Each year the Angels Baseball Foundation aims to make the holiday season brighter for nearly 300 underprivileged kids by hosting a Holiday Party for non-profit organizations in the Southern California area. The 2021 event was held at Angel Stadium where kids were able to walk through a winter wonderland in the ballpark. Children in attendance received Angels shirts, promotional items, holiday crafts, and played games at the stadium. At the end of the night, each child received a toy from Santa, a pair of pajamas, a ticket to the drive-thru Magic of Lights event and warm holiday wishes from the Angels.

Adopt-A-School

In 2022, the Angels will select their 14th class of adopted elementary schools for the Adopt-A-School program. As a part of the Adopt-A-School program, each student receives an Angels gift and each school will be given an allotment of tickets to be used in their school incentive programs. Each year, Angels Baseball Foundation presents each elementary school with a \$2,000 grant to go toward the education program of their choice. Additionally in 2022, the Angels are hosting an Art Contest during Black History Month to help students learn more about baseball’s history and the Negro Leagues.

Angels AVID 8th Grade Standout Award

The Angels 8th Grade AVID Scholarship was founded in 2006 by the Angels Baseball Foundation in conjunction with the Orange County Department of Education and non-profit organization Advancement Via Individual Determination (AVID). A total of 94 outstanding students in Orange County have been awarded \$4,000-\$10,000 as a onetime lump-sum college scholarship. Funds are held for the scholars in a trust until they graduate from high school and are accepted into an accredited university. As part of the program, the Angels Baseball Foundation has also donated laptops to over 350 nominees in Orange County for their exceptional achievements.



UNDER THE HALO




Angels Scholars

Over the last seven years, the Angels Baseball Foundation has awarded four-year scholarships to 103 exceptional high school seniors from the Orange County and Los Angeles area. The Angels College Scholarship funds are applied to tuition, room & board, textbooks, and more. Scholars are selected based on merit, leadership, strong academic performance, financial need, and the desire to achieve a higher education. Funding is awarded for a maximum of four years, with the expectation that a bachelor's degree will be obtained during this period. The Angels Baseball Foundation takes the time to assess the individual needs of each student once other scholarships and grants have been applied. The Foundation strives to empower students to overcome adversity and develop skills that allow them to achieve their career and long-term goals.



Angels Youth Baseball/Softball and the Angels RBI League



The Angels Baseball Foundation, the Boys & Girls Clubs of Orange County and Major League Baseball partner together to create the Angels Reviving Baseball in Inner Cities (RBI) League. This free youth program, offered to Orange County Boys & Girls Club members, provides an opportunity for 8-to-18-year-olds to play baseball or softball as they learn important life skills. The Angels RBI League concentrates on fundamentals and teamwork, while stressing the importance of citizenship and academics off the field.

Participants are provided with catcher's gear, bats, balls and helmets. The RBI League athletes also have an opportunity to attend the Angels RBI Clinic, a special baseball and softball clinic in the outfield of Angel Stadium.

**In addition, the Angels annually host Angels Youth Clinics that are open to the public in the outfield at Angel Stadium or local park facilities. These events benefit the Angels RBI program as the goal is to teach not only the proper fundamentals of the game of baseball and softball, but also the enjoyment that participating in the game can provide. These include events such as the JR42 and Clemente Clinics to celebrate the work done by these baseball legends.

In 2022, the Angels will also be participating in Play Ball Weekend (June 10-12, 2022) by hosting an all day clinic for over 1,000 kids in Southern California.

***Youth clinics and camps will be available based upon local COVID-19 guidelines due to the pandemic.

Back-2-School Event

In August 2021, the Angels Baseball Foundation hosted a Back-2-School Event at Angel Stadium. Over 800 children attended the event in which each student received Angels t-shirts, hoodies, new shoes and school supplies to get them ready for the upcoming school year. Additionally, Rainbow Sandals provided new flip flops for every child in attendance.



Mystery Grab Bag

The “Mystery Grab Bag” is a unique event that benefits the Angels Baseball Foundation. Fans can purchase a mystery ball that is autographed by an Angels player. Angels players wives and girlfriends attend the event to meet and take photo with fans as well. Funds raised from the initiative benefit the Angels Baseball Foundation and non-profit organizations supported by our Angels Wives and Families.

Making Wishes Come True

The Make-A-Wish Foundation and the Angels have joined forces to help grant the wishes of children with life-threatening medical conditions. Throughout the season, the Angels are pleased to have Wish Kids and their families as guests to enjoy an experience that uses baseball to provide an opportunity for these children and their families to remove themselves from the difficult journey they are facing.

Going to Bat Against Breast Cancer

The Angels annually join Major League Baseball and Susan G. Komen for the Cure on Mother’s Day to raise awareness and funding for the fight against breast cancer. Players, coaches and umpires throughout the league support the cause by wearing pink wristbands and pink ribbons on their uniforms. Many players also choose to play with special pink bats on Mother’s Day and the Angels celebrate a survivor on the field during the pre-game ceremony.



Father’s Day Home Run Challenge

The Angels and Major League Baseball are committed to the fight against prostate cancer. 2022 will mark the 23rd year of the Home Run Challenge to raise money for the cure of prostate cancer and will take place on Father’s Day weekend with events scheduled at stadiums across the nation.

Hospital Visits

Throughout the season, Angels players and their significant others make visits to children’s hospitals in the community to lift the spirits of the patients and their families. The players and coaches make special appearances to distribute Angels items, sign autographs and spend time with the children and their families.

During the pandemic, the Angels have continued their commitment by organizing Zoom calls with the children’s hospitals to host Q&A sessions and play games with the patients.

Strike Force Visits

The Angels Strike Force is an interactive group that contributes to fan experience at Angels Baseball home games. In addition to their game day presence, members of the Angels Strike Force helps with Angels community efforts by making special appearances at various events. Some of these appearances include Angels RBI, Angels Baseball Foundation events, Read Across America, library visits, hospital visits and Adopt-A-School assemblies.



Furthermore, the Angels work together with numerous community partners including: The Leukemia & Lymphoma Society, Rally Readers, Read Across America, and Pitch Hit and Run. The Angels Wives have also taken an active role in the community throughout the season by contributing their time and efforts toward numerous charitable organizations. Many of the players and wives organize their own events as well to benefit both the Angels Baseball Foundation and causes personal to them.



GET INVOLVED WITH THE ANGELS AND THE ANGELS BASEBALL FOUNDATION:



Personalized Bricks

Imagine walking up to one of the most beautiful ballparks in the country with family, friends or co-workers. Now imagine looking down and seeing your name or message on a brick paved into the giant diamond at the Home Plate entrance. Fans can purchase a brick, inscribe their name or a message on it and become a permanent fixture of Angel Stadium. All proceeds from the bricks go directly to the Angels Baseball Foundation.

Visit angels.com/bricks for more information.

Scoreboard Messages

The Angels post birthday, anniversary, congratulations, welcome, and in remembrance of messages during games on the Angel Stadium scoreboards. With a donation per message, fans have the opportunity to share their messages with all those in attendance. All donations go to the Angels Baseball Foundation. Visit angels.com/scoreboard for more information.

Stadium Tours

The "Behind-The-Scenes" tour of Angel Stadium is both an enjoyable and educational experience. Attendees are invited to view areas that are normally restricted to the public. The complete tour includes a visit to the press box, visitor's clubhouse, bullpen, dugout and Angel Stadium's suites. Tours of the stadium are available year round and all donations support the Angels Baseball Foundation. Visit angels.com/tours for more information.

Angels Online Donations

The Angels are happy to help numerous charitable organizations in Southern California that are dedicated to making a difference in our community. To help support these organizations, the Angels regularly donate various autographed items to be used for fundraising auctions. Through the Community Ticket Program, the Angels also distribute thousands of free tickets to non-profits in our region. To request a donation from the Angels please visit angels.com/donations.

ANGELS BASEBALL FOUNDATION

The Angels Baseball Foundation, together with the Los Angeles Angels, are responsible for the distribution of over \$24 million since its inception in 2004. The Foundation is comprised of President Dennis Kuhl, Vice President Nicole Moreno, Arte & Carole Moreno, Bobby Grich, Mark Merhab and Secretary and Treasurer Molly Jolly.





MAJOR LEAGUE BASEBALL 2022 IMPORTANT DATES CALENDAR

JANUARY

- 15 Beginning of the 2021 - 2022 International Signing Period

MARCH

- 10 Ratification of new Collective Bargaining Agreement - Transaction Freeze Lifted
- 11 The voluntary date on which all players on a Major League roster may be invited to Spring Training workouts
 - First date Clubs may ask for waivers
 - First date players may be placed on the 60-day Injured List
- 12 First date weekend waivers will be processed; continues through end of season
- 13 Mandatory date all players must report to Spring Training
 - First date Clubs may ask waivers on selected Rule 5 or draft-excluded players
- 14 First date to renew Major League contracts (through March 23)
- 17 Anticipated start of spring training games among Major League Clubs
- 18 First date Clubs may assign draft-excluded players
- 21 Opening of the 2022 - 2023 International Player Registration Period
- 22 Salary arbitration exchange date
- 23 Last date to renew Major League contracts
- 26 Last date to request UR Waivers to owe 30 days' termination pay (before 2 pm ET)
- 27 UR Waivers requested today thru 4/4, Club will owe player 45 days' termination pay
- 28 Last date to assign an injured player to a Minor League club, if applicable
 - Last date a XX(B) player signed to a Minor League UPC qualifies for opt-outs

APRIL

- 2 XX(B) player may require release if not agreement to add to 26-man roster
- 3 The earliest date that a Club may backdate a placement on the 7-day Injured List
- 4 The earliest date that a Club may backdate a placement on the 10-day Injured List
 - Last date to request UR Waivers to owe 45 days' termination pay (before 2 pm ET)
- 7 Official opening of 2022 Season - rosters reduced to 28 by 12:00 pm ET - Noon
- 10 First date 7-day Injured List players may be reinstated, if applicable
- 14 First date 10-day Injured List players may be reinstated, if applicable
- 17 First date optioned position players (or pitchers, if applicable) may be recalled
- 19 First date 15-day Injured List players may be reinstated, if applicable
- 22 First date optioned pitchers may be recalled, if applicable

MAY

- 1 XX(B) player may require release if not added to Active roster
- 2 Rosters reduced to 26 / 13 pitchers by 12:00 pm ET - Noon
 - Pitchers now placed on 15-day Injured List and if optioned, require 15 days before a recall
 - Begin counting optional assignments toward limit of 5
- 15 Earliest date Clubs may re-sign Major League players they released after August 31, 2021

JUNE

- 1 XX(B) player may require release if not added to 26-man roster
- 6 First date that players on the 60-day Injured List may be reinstated, if permissible
- 14-20 MLB Draft Combine
- 16 First date Clubs may trade a XX(B) player without his consent

JULY

- 10 Start of the Closed Period - First-Year Player Draft
- 17-19 Rule 4 Draft, Los Angeles, CA
- 19 All-Start Game - Dodger Stadium, Los Angeles, CA

AUGUST

- 1 Signing deadline for Rule 4 drafted players - 5:00 pm ET
- 2 Trade Deadline - 6:00 pm ET
- 15 Last date to select player to avoid draft-excluded status
- 29 Unconditional Release waivers must be requested by 2:00 pm ET to avoid May 15, 2023 signing restriction
- 31 Post-season eligibility lists are established at 11:59 pm ET

SEPTEMBER

- 1 Active Major League player limit increased from 26 to 28 and 14 pitchers
- 9 Players optioned today through end of season accrue MLS while optioned
- 25 Last date to trade any Minor League UPC until end of championship season at 12pm ET - Noon

OCTOBER

- 2 Last weekend date waivers will be processed until next spring training
- 5 Last day of the 2022 championship season
- 6 All players on optional assignment must be recalled
 - All players on the 7-day, 10-day and 15-day Injured Lists must be reinstated
 - Minor League UPC's may now be traded between Major League Clubs
 - Injured players now may be assigned to the Minor Leagues until November 15, if permissible
- 6-15* Article XX(D) Free Agency period. 48 hours following last game for post-season teams

TBD DATES (Based on the end of the World Series)

- 1st Day After Eligible XX(B) players become free agents (start of the Quiet Period)
 - First date players may be traded between Major League Clubs
- 4th Day After Last date to request waivers on draft-excluded players until next spring
- 5th Day After Last date to outright potential Minor League free agent without Major League contract, if applicable
 - Last date for former Club to tender qualifying offer to XX(B) players, if applicable
 - Domestic Minor League Player Limit Increases to 190 Players
 - Minor League players become free agents at 5:00 pm ET, if applicable
 - End of the Quiet Period (XX(B) player can negotiate and sign with any Club)

NOVEMBER

- 1 Deadline for the 2022-2023 International Player Registration Period
- 11 Last date to ask Outright Waivers on an injured player, if permissible
- 15 Last date to outright an injured player to the Minor Leagues, if applicable
 - XX(B) players decide to accept qualifying offer from former Club by 4:00 pm ET, if applicable
 - Reserve lists for all Major and Minor League levels filed by 6:00 pm ET
- 18 Tender deadline
- 30 Last date to request outright waivers to assign player prior to Rule 5 Draft

DECEMBER

- 1 Release of the 2022 - 2023 Registered Players List
- 2 Last date to outright a player prior to the Rule 5 Draft
- 7 Major League Rule 5 Draft - Winter Meetings, San Diego, CA
- 15 End of 2021 - 2022 International Signing Period

THESE DATES WILL BE USED UNLESS OTHERWISE NOTIFIED

MANAGER & COACHES





JOE MADDON

#70

BORN: FEB. 8, 1954
BIRTHPLACE: WEST HAZLETON, PA
APPOINTED: OCT. 16, 2019

OPENING DAY AGE: 68
RESIDES: MESA, AZ

MANAGERIAL OVERVIEW

◆ **2022** marks 33rd season with the **Angels** and third since returning as manager prior to 2020...Named the 18th manager in franchise history Oct. 16, 2019, replacing Brad Ausmus...Owns a 1,355-1,187 (.533) managerial record with eight postseason berths, two pennants (2008 and 2016) and one World Series title (2016)...1,355 wins rank fourth by active managers trailing only Tony La Russa (2,821), Dusty Baker (1,987) and Terry Francona (1,782)...Named Manager of the Year on three different occasions, earning the honors with **Tampa Bay** in 2008 and 2011 and in 2015 with the **Cubs**...Is one of only three managers in Major League history to go to the postseason at least eight times and not play in the Majors: Joe McCarthy (nine times) and Jim Leyland (eight times)...Posted a 471-339 (.581) record with four postseason appearances (**2015-18**) with the Cubs, culminating in a World Series championship in 2016, the franchise's first title in 108 years...471 wins rank fifth all-time in Cubs franchise history...Became the first Cubs manager to lead the Club to four straight postseason appearances...Tabbed as the fourth manager in Tampa Bay Rays history after taking over for Lou Piniella prior to the **2006** season...During nine-year tutelage, the Rays (**2006-14**) went 754-705 (.517) and made four trips to the playoffs (2008, 2010, 2011, 2013)...His 754 wins are most in Rays history...Led the franchise to their first ever postseason appearance in **2008** and guided the Rays to a World Series appearance against the Philadelphia Phillies...Following the season, would receive the first of three Manager of the Year honors...Spent the first 30 years of his professional baseball career playing and working in various capacities of the Angels organization...After playing four minor league seasons (**1976-79**) for the Halos organization, would move into a scouting and coaching role for the Halos...From **1981-86**, managed at three different levels of the Club's farm system and then transitioned to be the franchise's roving hitting instructor from **1987-93**...In **1994**, after starting the year as the Club's player development manager, was named the Angels' bullpen coach in May...Elevated to first base coach on manager Marcel Lachemann's staff in **1995**...Served as bench coach for most of the final 10 years (**1996-2005**) of his Angels career, including six seasons (2000-05) under Mike Scioscia...Additionally, made two stints as interim manager for the Halos in **1996** and **1999**, posting a 27-24 record (.529).

COACHING HISTORY

2020-	Angels Manager
2015-19	Chicago Cubs Manager
2006-14	Tampa Bay Rays Manager
1996-05	Angels Bench Coach*
1995	Angels Major League First Base Coach
1994	Angels Major League Bullpen Coach
1987-93	Angels Minor League Roving Hitting Instructor
1981-86	Angels Minor League Manager

* Interim Manager in 1996 & 1999

MANAGERIAL YEARLY SUMMARY

2021

- ◆ Halos finished with a 77-85 (.475) record during second season as manager...Finished 18 games back of the Houston Astros.
- ◆ Club used a franchise-record 64 different players, surpassing the previous mark of 60 set in 2018.
- ◆ Recorded 1,300th managerial win May 26th vs. Texas to become the 34th manager all-time to reach the mark.

2020

- ◆ In first season back with the Angels, team posted a 24-36 (.433) record...Finished 10 games behind Oakland for the division title.
- ◆ Club remained in playoff contention until the final series of the season...Finished three games behind Houston for the final playoff berth

2019

- ◆ In final season with the Cubs, team posted a 84-78 (.519) record...Team finished in third place in the A.L. Central (-7).
- ◆ Logged 1,200th win as a manager June 3rd vs. the Angels...Was the 44th manager ever to reach the 1,200-win mark.

2018

- ◆ In fourth season with Chicago, Club finished the season with a 95-68 (.583) record, finishing just one game back of Milwaukee for the division title...Marked fourth straight 90-win season and ninth time in managerial career...Won the top Wild Card spot for the N.L...Marked fourth consecutive trip to the postseason for the Cubs...Team would fall 2-1 in the N.L. Wild Card game at Wrigley Field vs. the Rockies.



2022 LOS ANGELES ANGELS



2017

- ◆ Compiled a 92-70 (.568) record in third season as manager of the Cubs, capturing the division title for the second consecutive season (+6.0)...Defeated the Washington Nationals in the NLDS in five games to advance to the NLCS...Fell to the Dodgers 4-1 to miss their second consecutive trip to the World Series.
- ◆ Recorded 1000th managerial victory May 16th.

2016

- ◆ Went 103-58 (.640) en route to capturing Chicago's first championship in 108 years...Snapped the longest championship drought in North American sports history...103 regular season wins in 2016 were the franchise's most since 1910 when the club went 104-50.
- ◆ Captured the first division title since 2008...Defeated San Francisco in the NLDS 3-1...Eliminated the Dodgers four games to two in the NLCS...Marked organization's first N.L. pennant since 1945...Defeated the Cleveland Indians in World Series...Won dramatic Game 7 at Progressive Field.

2015

- ◆ In 2015, guided the Cubs to 97 regular season wins and a trip to the NLCS...The 97 victories set the franchise mark for most wins in a manager's first year with Chicago, surpassing Jim Frey's 96 wins in 1984...Named the N.L. Manager of the Year.
- ◆ Club advanced to the N.L. Wild Card Game and defeated the Pittsburgh Pirates...Took the NLDS in four games (3-1) over the St. Louis Cardinals...Lost to the Mets if four games of the NLCS...Marked first trip to the NLCS for the Cubs in 12 years.

2014

- ◆ During final season at the helm of Tampa Bay, team posted a 77-85 record (.475), good for fourth place in the A.L. East (-19)...Club missed the postseason for just the third time in previous seven seasons.

2013

- ◆ Tallied fourth straight 90 win season and fifth overall during his eighth season with the Rays...Club finished second in the A.L. East (-5.5)...Rays advanced to the postseason for the third time in previous four years...Club defeated the Cleveland Indians in the Wild Card Game...Fell to division rival Boston 3-1 in the ALDS.

2012

- ◆ Guided the Rays to a 90-72 (.556) record, his second consecutive and third ever 90-win campaign...Club finished in third place in the division (-5) and three games back of the Orioles and Rangers for the Wild Card Game.

2011

- ◆ Rays posted a 91-71 (.562) record, good for a second place finish in the division (-6)...Honored with second career A.L. Manager of the Year award...Captured the A.L. Wild Card and Club advanced to the postseason for the second straight season...Tampa Bay would fall to the Rangers in the four games (3-1) of the ALDS.
- ◆ Notched 500th career win Aug. 21 vs. Seattle.

2010

- ◆ In fifth season managing the Rays, team posted 96-66 (.593) record and captured their second A.L. East title (+1) and second in previous three years...Rays would fall to the Rangers in the ALDS 3-2.

2009

- ◆ Saw Rays finish the season with a 84-78 (.519) record, finishing above .500 for the second straight year...Club finished third in the division.

2008

- ◆ Guided the Rays to a franchise record 97 wins (.599), captured the organization's first A.L. East title (+2) and eventually advance to the World Series...Tabbed as the A.L. Manager of the Year...Defeated the White Sox (3-1) in the ALDS...Defeated Boston in seven games of the ALCS...Club was defeated by the Philadelphia Phillies in the World Series (4-1).

2007

- ◆ In second season at the helm of Tampa, Club finished with a 66-96 (.407) record and a fifth place finish in the A.L. East (-30).

2006

- ◆ Left the Angels organization to become the fourth manager in Rays history, taking over for Lou Pinella...Club would finish the season with a 61-101 (.377), 36 games back of the New York Yankees.

PLAYING CAREER

- ◆ Signed with the Angels as a minor league free agent catcher in 1975...Hit .267 (137/514) with 27 doubles, two triples, five home runs and 69 RBI across four minor league seasons...Played the 1976 season with Single-A Quad Cities, 1977 and 1978 in Single-A Salinas and the 1979 season with Single-A Santa Clara before shifting to a coaching role.

PERSONAL/MISC

- ◆ Joseph John Maddon...On Twitter: @MaddHalos...Married Jaye, Nov. 8, 2008...Has two children, Sarah and Joey.
- ◆ Is an avid cyclist...Bikes anywhere from 60 to 100 miles per week.
- ◆ Favorite sports team is the Arizona Cardinals.
- ◆ Created Thanksmas in 2006...The annual program has turned into a week-long event in which he and numerous volunteers serve meals and provide gifts to needy citizens throughout the Orange County and Tampa Bay areas.
- ◆ On May 12, 2009 was honored at the Pennsylvania State House of Representatives after they unanimously voted in favor of H.R. 303 highlighting Maddon's accomplishments on the baseball diamond and his continued ties to his hometown of Hazleton, Pa...Hazleton (population: 25,000) is located approximately 80 miles north of Philadelphia.



- ◆ In December 2011, introduced his Hazleton Integration Project (HIP), created to help develop and maintain an atmosphere that will serve to unify the varied cultures of his Hazleton, PA hometown.
- ◆ In November 2012, received the Ted Williams Award from the Pediatric Cancer Foundation for making a difference in the community...The Tampa Bay Sports Commission in June of 2012 named him the Tampa Bay Area Philanthropic Player/Coach of the Year.
- ◆ In June 2013, HIP opened its Hazleton Community One Center...Since its opening, more than 1,000 people (mostly children) from the Hazleton area signed up for a variety of classes and activities...The center features over 30 programs as diverse as basketball camps, archery lessons, arts and crafts, guitar instruction and family yoga ...Has worked closely with the Board of Directors of HIP to ensure the Center will be able to serve the needs of the economically disadvantaged.
- ◆ Received his honorary degree from Lafayette College (Easton, Pa.), September 2, 2010...Inducted into Lafayette's Hall of Fame in 2009...Played three years of varsity baseball and one season of freshman football...Initially recruited by Lafayette as a shortstop and pitcher but switched to catcher midway through his freshman season when he volunteered despite having never caught before.
- ◆ Family home growing up was above his father, Joe Sr.'s plumbing shop...Joe Sr. passed away in 2002, six months before the Angels won the World Series...Mother, Beanie, was a long-time waitress at the Third Base Dugout restaurant in Hazleton, PA.

MADDON'S MANAGERIAL RECORD

Year	Club	League	Won	Lost	Pct.	Position
1981	Idaho Falls-R	Pioneer	27	43	.386	3rd (South Division)
1982	Salem-A	Northwest	34	36	.486	*1st (North Division)
1983	Salem-A	Northwest	31	39	.443	4th (North Division)
1984	Peoria-A	Midwest	66	73	.475	2nd (South Division)
1985	Midland-AA	Texas	59	77	.434	8th (West Division)
1986	Midland-AA	Texas	62	71	.466	6th (West Division)
1996	Angels	American	8	14	.364	Interim
1999	Angels	American	19	10	.655	Interim
2006	Tampa Bay	American	61	101	.377	5th (East Division)
2007	Tampa Bay	American	66	96	.407	5th (East Division)
2008	Tampa Bay	American	97	65	.599	*1st (East Division)
2009	Tampa Bay	American	84	78	.519	3rd (East Division)
2010	Tampa Bay	American	96	66	.593	*1st (East Division)
2011	Tampa Bay	American	91	71	.562	*2nd (East Division)
2012	Tampa Bay	American	90	72	.556	3rd (East Division)
2013	Tampa Bay	American	92	71	.564	*2nd (East Division)
2014	Tampa Bay	American	77	85	.475	4th (East Division)
2015	Chicago (N.L.)	National	97	65	.599	*3rd (Central Division)
2016	Chicago (N.L.)	National	103	58	.640	*1st (Central Division)
2017	Chicago (N.L.)	National	92	70	.568	*1st (Central Division)
2018	Chicago (N.L.)	National	95	68	.583	*2nd (Central Division)
2019	Chicago (N.L.)	National	84	78	.519	3rd (Central Division)
2020	Angels	American	26	34	.433	3rd (West Division)
2021	Angels	American	77	85	.475	3rd (West Division)
MAJOR LEAGUE TOTALS (18 seasons)			1,355	1,187	.533	

*Indicates made playoffs





MADDON'S MANAGERIAL RECORD IN PLAYOFFS

Year	Club	Series	Won	Lost	Pct.
1982	IF vs. MED	Finals	2	0	1.000
2008	TB vs. CWS	ALDS	3	1	.750
	TB vs. BOS	ALCS	4	3	.571
	TB vs. PHI	WS	1	4	.200
2010	TB vs. TEX	ALDS	2	3	.400
2011	TB vs. TEX	ALDS	1	3	.250
2013	TB vs. CLE	ALWC	1	0	1.000
	TB vs. BOS	ALDS	1	3	.250
2015	CHC vs. PIT	NLWC	1	0	1.000
	CHC vs. STL	NLDS	3	1	.750
	CHC vs. NYM	NLCS	0	4	.000
2016	CHC vs. SF	NLDS	3	1	.750
	CHC vs. LAD	NLCS	4	2	.667
	CHC vs. CLE	WS	4	3	.571
2017	CHC vs. WAS	NLDS	3	2	.600
	CHC vs. LAD	NLCS	1	4	.200
2018	CHC vs. COL	NLWC	0	1	.000
Playoff Totals			34	35	.493

ANGELS MANAGERIAL RECORDS

Years	Manager	W	L	PCT	Years	Manager	W	L	PCT
1961-69	Rigney, Bill	625	707	.469	1989-91	Rader, Doug	232	216	.518
1969-71	Phillips, Lefty	222	225	.497	1991-94	Rodgers, Buck	140	173	.447
1972	Rice, Del	75	80	.484	1992	Wathan, John#	39	50	.438
1973-74	Winkles, Bob	109	127	.462	1992	Lachemann, Marcel#	3	1	.750
1974	Herzog, Whitey#	2	2	.500	1994	Knoop, Bobby#	1	1	.500
1974-76	Williams, Dick	147	194	.431	1994-96	Lachemann, Marcel	160	170	.485
1976-77	Sherry, Norm	76	71	.517	1996	McNamara, John#	10	18	.357
1977-78	Garcia, Dave	60	67	.472	1996	Maddon, Joe#	8	14	.364
1978-81	Fregosi, Jim	237	248	.489	1997-99	Terry Collins	214	235	.477
1981-82	Mauch, Gene	122	103	.542	1999	Maddon, Joe#	19	10	.655
1983-84	McNamara, John	151	173	.466	2000-18	Scioscia, Mike	1650	1428	.536
1985-87	Mauch, Gene	257	229	.529	2019	Ausmus, Brad	72	90	.444
1988	Rojas, Cookie	75	79	.487	2020-	Maddon, Joe	103	119	.464
1988	Stubing, Moose#	0	8	.000	# - Interim Manager				

MADDON





JASON BROWN

#93

BORN: MAY 22, 1974 **OPENING DAY AGE:** 47
BIRTHPLACE: LONG BEACH, CA **RESIDES:** PALOS VERDES, CA
APPOINTED: NOV. 6, 2019

COACHING HIGHLIGHTS

- ◆ **2022** marks Southern California native's third season with **Angels** as a bullpen catcher...Prior to joining Halos, spent prior two seasons (**2018-19**) as **Yankees** catching coach...In **2017**, was New York's Major League Coaching Assistant and Bullpen Catcher...Made professional coaching debut as Bullpen and Catching Coach for Triple-A **Scranton/Wilkes-Barre** in **2015** and **2016**...Was an assistant coach for Orleans Firebirds of the Cape Cod League from **2009-14**...Returned to alma mater, USC, in **2012** as an assistant coach...Spent three seasons (**2009-11**) as a varsity assistant coach at Palos Verdes High School (40 miles from Angel Stadium).

PLAYING CAREER & MISC

- ◆ Signed by Dodgers as a non-drafted free agent in May 1997 and went on to play 12 minor league seasons (1997-08)...Saw action in Dodgers, Devil Rays, Marlins, Pirates, Expos and Yankees systems, reaching as high as Triple-A...Spent majority of playing time at catcher...Attended University of Southern California...Posted a career .311 average with the Trojans with 14 home runs and 77 RBI...Earned All-Pac 10 honorable mention as a senior in 1997...Was member of 1995 Trojans team that made its first trip to College World Series since 1978.

MINOR LEAGUE PLAYING RECORD

Years	AVG	G	AB	R	H	2B	3B	HR	RBI	BB	SO	SB
12	.239	609	1899	200	454	105	6	44	240	152	509	2

STARTING POINT

Notable Angels Starting Rotations (min. 100 G)...

CATEGORY	TOTAL	YEAR
Lowest ERA	2.85	1964
Most Strikeouts	855	1973
Fewest Hits	662	1981
Lowest BAA	.217	1972
Opponent OPS	.614	1972
WHIP	1.20	1968
Innings Pitched	1,170	1973
K/BB	2.73	2018
K/9	8.75	2018



TIM BUSS

BORN: AUG. 28, 1972
BIRTHPLACE: DODGEVILLE, WI
APPOINTED: NOV. 6, 2019

#90

OPENING DAY AGE: 49
RESIDES: CHANDLER, AZ

COACHING HIGHLIGHTS

◆ **2022** marks third season with the Angels and first as Coaching Assistant...Held the title of Quality Assurance Coach during the **2020** and **2021** seasons...Joined the Angels following 18 seasons (**2001-19**) as the Head Strength and Conditioning Coach for the **Cubs**...During his 18-year tenure, worked under Cubs managers Don Baylor, Dusty Baker, Mike Quade, Dale Sveum, Rick Renteria and Joe Maddon...Spent the **2000** season working in the **Dodgers** organization as Strength and Conditioning Coach for Single-A San Bernardino and the Club's Instructional League team... Began his career in professional baseball in the **1998** and **1999** seasons with the Cubs spring and Instructional League camps as well as strength and conditioning coach at Triple-A Iowa.

MISC

◆ Member of the National Strength and Conditioning Association and the International Fitness Professionals Association...Received his associate degree from Ellsworth Community College in Iowa Falls, IA and a bachelor's degree in physical education from Iowa Wesleyan College.



CATCHING UP ON ANGELS CATCHERS

Games Caught	Hits as a Catcher*	Home Runs as a Catcher*	RBI as a Catcher*
1. Bob Boone 961	1. Bob Boone 735	1. Mike Napoli 75	1. Bengie Molina 348
2. Bob Rodgers 895	2. Bengie Molina 656	T2. Bengie Molina 61	2. Bob Boone 314
3. Bengie Molina 685	3. Lance Parrish 320	Lance Parrish 61	3. Mike Napoli 197
4. Jeff Mathis 411	4. Mike Napoli 307	4. Bob Boone 39	4. Lance Parrish 173
5. Mike Napoli 406	5. Brian Downing 279	5. Chris Iannetta 36	5. Chris Iannetta 139
6. Lance Parrish 386	6. Chris Iannetta 249	6. Jeff Mathis 26	6. Jeff Mathis 138
7. Chris Iannetta 380	7. Jeff Mathis 231	7. Max Stassi 20	7. Brian Downing 124
8. José Molina 348	8. José Molina 220	Brian Downing 20	T8. Jorge Fábregas 89
9. Brian Downing 310	9. Jorge Fábregas 212	8. Martín Maldonado 19	José Molina 89
10. Jorge Fábregas 309	10. Matt Walbeck 179	10. Hank Conger 16	10. Matt Walbeck 80
Doubles as a Catcher*	Fielding Percentage (min. 200 G)	Caught Stealing Percentage	Catcher Pickoffs
1. Bob Boone 115	1. Martín Maldonado .997	1. Bob Boone 46.8	1. Bob Boone 31
2. Bengie Molina 103	2. Chris Iannetta .996	2. José Molina 41.5	2. José Molina 15
3. Mike Napoli 62	3. Bengie Molina .994	3. Martín Maldonado 40.2	3. Jeff Mathis 14
4. Chris Iannetta 52	4. Lance Parrish .993	4. Lance Parrish 38.9	4. Chris Iannetta 9
5. José Molina 49	5. Jeff Torborg .992	5. Ellie Rodriguez 38.5	5. Bengie Molina 5
6. Jeff Mathis 48	6. Ellie Rodriguez .991	6. Bengie Molina 36.3	T6. Martín Maldonado 4
7. Brian Downing 45	7. José Molina .990	7. Terry Humphrey 34.8	Ellie Rodriguez 4
8. Lance Parrish 35	8. Brian Downing .990	8. Andy Etchebarren 33.5	T8. Brian Downing 3
9. Hank Conger 34	9. Matt Walbeck .990	9. Greg Myers 32.4	Jorge Fábregas 3
10. Martín Maldonado 33	10. Tom Satriano .990	10. Matt Walbeck 31.9	Lance Parrish 3

*Since 1974...Data is courtesy of STATS LLC



DOM CHITI

#84

BORN: DEC. 10, 1958
BIRTHPLACE: INDEPENDENCE, MO
APPOINTED: FEB. 17, 2021

OPENING DAY AGE: 63
RESIDES: AUBURNDALE, FL

COACHING HIGHLIGHTS

- ◆ Enters his second season with **Angels** in **2022**...Chiti has been involved in professional baseball since 1976 as a player, coach, scout and baseball operations official...He was named Interim Bullpen Coach prior to the start of the **2021** Spring Training after initially joining organization as a Special Assistant to the General Manager...Tabbed as the full time bullpen coach midway through the 2021 season... In 2021, Raisel Iglesias notched 34 saves, good for second in the American League and the most by a Halo reliever since Huston Street in 2015 (40 saves)...Iglesias was just the fifth Halo reliever to post a sub 2.60 ERA with at least 30 saves, joining Donnie Moore, Bryan Harvey, Troy Percival and Francisco Rodriguez...Prior to joining the Angels, he completed his third stint with **Braves** organization where he most recently served as Special Assistant, Scouting for **2020** season after working as Atlanta's Director of Pitching (**2016-17**) and Director of Player Development (**2017-19**)...He served as **Orioles** Bullpen Coach from **2014-16**...In his second stint with **Braves**, he was a Special Assistant to General Manager Frank Wren from **2009-13**...During a seven-year stretch with **Rangers**, he was Bullpen Coach (**2006-08**), Director of Player Development (**2004-05**), Major League Advance Scout (**2004**), and a Special Assistant (**2002-03**)...His first stint with **Braves** was as a Major League Advance Scout (**1996-2001**)...He also spent seven seasons with **Indians** organization; he was pitching coach for Triple-A Buffalo in **1995**, Major League Advance Scout in **1994**, Bullpen Coach from **1992-93** and was a minor league roving instructor from **1989-91**...Chiti began his coaching career in **Orioles** organization as a minor league pitching coach (**1982-88**).

PLAYING CAREER & MISC

- ◆ Played six minor league seasons in Braves (1976-80) and Orioles (1981) organizations after being selected by Atlanta in second round of 1976 Draft...Attended Raleigh-Egypt HS (Memphis, TN) and New River Community College (Dublin, VA) where he majored in accounting...Is the son of Harry Chiti, who played 10 Major League seasons as a catcher with Chicago Cubs (1950-52, '55-56), Kansas City Athletics (1958-60), Detroit Tigers (1960-61) and New York Mets (1962)...Dom and his wife, Jennifer, have two children, Morgan and John, and three stepchildren, Kira, Kassie and Krista.


MINOR LEAGUE PITCHING RECORD

Years	W-L	ERA	G	GS	CG	SHO	SV	IP	H	R	ER	BB	SO
6	30-42	4.13	115	87	20	2	4	567.0	583	326	260	249	240





BULLPEN CATCHER & SPANISH INTERPRETER



MANNY DEL CAMPO

#92

BORN: MAY 11, 1983

OPENING DAY AGE: 38

BIRTHPLACE: RIITO, MEXICO

RESIDES: SAN LUIS, MEXICO

APPOINTED: FEB. 1, 2019

COACHING HIGHLIGHTS

- ◆ **2022** marks seventh season in **Angels** organization and fourth with Major League staff as a bullpen catcher...Additionally, he also will serve as the Angels Spanish Interpreter for the 2022 season... From **2017-18**, was hitting coach for **Orem** in the Pioneer League and also served as a defensive coach during **2016** season...In **2015**, was a catching instructor for Águilas de Mexicali in Mexican League...Has also assisted coaching staff for Mexico's World Baseball Classic team.

PLAYING CAREER & MISC

- ◆ Played two seasons as a catcher in Diamondbacks organization (2004-05) after signing as a free agent in 2003...Also played professionally in Mexico from 2007-12...Attended Cibola HS in Yuma, AZ and St. Petersburg Junior College in Florida.

MINOR LEAGUE PLAYING RECORD

Years	AVG	G	AB	R	H	2B	3B	HR	RBI	BB	SO	SB
2	.180	54	150	13	27	8	0	2	13	9	35	0

MEXICAN LEAGUE PLAYING RECORD

Years	AVG	G	AB	R	H	2B	3B	HR	RBI	BB	SO	SB
5	.246	144	313	19	77	9	2	4	36	22	60	2



DEL CAMPO



MIKE GALLEGO

#86

BORN: OCT. 31, 1960
BIRTHPLACE: WHITTIER, CA
APPOINTED: DEC. 3, 2018

OPENING DAY AGE: 61
RESIDES: SCOTTSDALE, AZ

COACHING HIGHLIGHTS

◆ **2022** represents seventh season with **Angels** organization and first as field coordinator following two seasons (**2020-21**) as Bench Coach (replacing Josh Paul)...Served as the Club's third base and Infield Coach in **2019**... From **2016-18** was the Angels Director, Baseball Development...In **2009-15**, served as **Athletics** third base coach, which included three trips to the postseason (2012, 2013 & 2014)... Joined the A's following nine seasons (**2000-08**) working in the **Rockies** organization... From **2005-08**, served on the Rockies' Major League staff as third base and infield coach...

Under his tutelage, Colorado set a Major League record for fielding percentage with a mark of .989 in 2007... Troy Tulowitzki led Major League shortstops with a .987 fielding percentage that year and Todd Helton topped all N.L. first basemen with a .999 fielding percentage...Spent majority of **2000-04** seasons as Colorado's roving infield coordinator...Joined Major League coaching briefly in **2002** before returning to minor league coaching ranks for the '03 and '04 seasons...Began coaching career as **Red Sox** minor league infield instructor in **1999**.



PLAYING CAREER & MISC

- ◆ Played 13 Major League seasons with A's (1985-91, '95), Yankees (1992-94) and Cardinals (1996-97), compiling a .239 (700/2931) average with 111 doubles, 12 triples, 42 home runs and 282 RBI...Fashioned a .986 career fielding percentage at second base over 2,642 total chances...Played in four career postseasons, including trips to three straight World Series with Oakland (1988-90)...Was a member of 1989 World Series Champion A's... Returned to postseason with Cardinals in 1996...Originally drafted by Oakland in second round of 1981 First-Year Player Draft...Played collegiately at University of California, Los Angeles (UCLA) for three years before after prepping at St. Paul High School (Santa Fe Springs, CA - 17 miles from Angel Stadium).
- ◆ He and wife, Caryn, have twin sons, Joe and Nicholas "Niko" and a daughter, Ali, and reside in Scottsdale, AZ... Son, Niko, also played college baseball at UCLA and played in 2010 College World Series Finals against South Carolina...Niko was selected by Diamondbacks in 27th round of 2010 First-Year Player Draft and went on to play five seasons of professional baseball...Uncle of Dodgers catcher Austin Barnes...Full name is Michael Anthony Gallego...Married to Caryn and has three children, Niko, Joe and Ali.

GALLEGO'S LIFETIME PLAYING RECORD

Years	AVG	G	AB	R	H	2B	3B	HR	RBI	BB	SO	SB
13	.239	1111	2931	374	700	111	12	42	282	326	465	24

DIVISION SERIES PLAYING RECORD

Years	AVG	G	AB	R	H	2B	3B	HR	RBI	BB	SO	SB
1	.000	2	1	0	0	0	0	0	0	0	1	0

LEAGUE CHAMPIONSHIP SERIES PLAYING RECORD

Years	AVG	G	AB	R	H	2B	3B	HR	RBI	BB	SO	SB
3	.213	19	47	6	10	2	0	0	3	2	9	0

WORLD SERIES PLAYING RECORD

Years	AVG	G	AB	R	H	2B	3B	HR	RBI	BB	SO	SB
3	.083	7	12	0	1	0	0	0	0	1	3	1





BENJI GIL

BORN: OCT. 6, 1972
BIRTHPLACE: TIJUANA, MX
APPOINTED: MARCH 13, 2022

#89

OPENING DAY AGE: 49
RESIDES: KELLER, TX

COACHING HIGHLIGHTS

- ◆ Returns to the Angels organization in **2022**, his first in a coaching role...Gil joins the organization following several years of managing in the Mexican Leagues...In March of **2021**, named the first manger in franchise history of the newly minted Maricahis de Guadalajara...Named Manager of the Year after leading the Club to a league-best 46-17 record...Team fell to the Toros de Tijuana in the Championship Series (considered semi-finals)...Also spent five seasons at the helm of the Tomateros de Culiacán (2014-15, 2017, 2019-21) in the Mexican Pacific League (Winter League), winning four league championships and amassing a 171-157 (.521) record...Reached the semi finals of the Caribbean Series in both 2020 and 2021...Managed Team Mexico during the 2020 Olympics in Tokyo...Team went 0-3 during tournament play.



PLAYING CAREER & MISC

- ◆ Former first-round pick by Rangers in 1991 (19th overall) went on to play in parts of eight seasons with the Rangers (1993, 1995-97) and Angels (2000-03)...Enjoyed finest professional seasons with the Angels, where he combined to hit .257 (210/816) with 42 doubles, seven triples, 18 home runs, 91 RBI and 20 stolen bases across 337 games...Went 8-for-12 (.667) with a doubles, RBI and two runs scored during the 2002 championship run, including a 4-for-5 showing during the World Series...Also spent time in the minor leagues with the Indians, Rockies, Cubs, Tigers, Mariners and Mets...Following the 2005 season, played with the New Jersey Jackals of the Canadian-American Association and six seasons in Mexico where he won the 2007 Mexican League championship with the Sultanes de Monterrey.

MAJOR LEAGUE PLAYING RECORD

Years	AVG	G	AB	R	H	2B	3B	HR	RBI	BB	SO	SB
8	.237	604	1610	158	381	75	12	32	171	102	448	24





BILL HASELMAN

#82

BORN: MAY 25, 1966
BIRTHPLACE: LONG BRANCH, NJ
APPOINTED: MARCH 13, 2022

OPENING DAY AGE: 55
RESIDES: NEWCASTLE, WA

COACHING HIGHLIGHTS

◆ Returns to the Angels organization in **2022** as Catching Coach after spending previous eight seasons (**2014-21**) in various roles with the **Dodgers**...For a full listing of coaching history, see chart to the right...In **2018**, led Triple-A Oklahoma City to a 75-65 record and captured the division title...Dodgers advanced to the postseason but lost in first round...During **2016** campaign, led the OKC Dodgers to a division title before advancing to the Pacific Coast League championship...Club would drop the series in four games to El Paso (SD)...During first season as at the helm of Single-A Rancho Cucamonga in **2015**, captured the California League title following a 78-62 regular season record...In the **2013** campaign, managed Single-A Inland Empire to a postseason berth and captured the California League title...In **2012**, joined the Angels organization as manager of Single-A Inland Empire...In **2010**, rejoined coaching ranks after a three-year stint away from professional baseball...From **2004-06**, held various coaching positions at the Major League level with the **Red Sox**...Was named interim First Base Coach for Boston during their 2004 World Series championship.

COACHING HISTORY

2022	Angels Catching Coach
2021	Triple-A Oklahoma City Bench Coach (LAD)
2019-20	Dodgers Player Development Managers Coordinator
2016-18	Triple-A Oklahoma City Manager
2015	Single-A Rancho Cucamonga Manager (LAD)
2014	Single-A Great Lakes Manager (LAD)
2012-13	Single-A Inland Empire Manager (LAA)
2010	Single-A Bakersfield Manager (TEX)
2006	Red Sox First Base Coach
2005	Red Sox Bullpen Coach
2004	Red Sox Interim First Base Coach

PLAYING CAREER & MISC

◆ 13-year Major League vet, compiled a .259 (416/1,606) lifetime average with 47 home runs and 210 RBI with the Rangers, Mariners, Red Sox and Tigers primarily as a catcher...Selected 23rd overall in 1987 by the Texas Rangers out of UCLA where he was a dual-sport athlete, playing both baseball and football...Was the backup quarterback for the Bruins behind Troy Aikman...Was a walk on to the baseball team...Prepped at Saratoga High School (Saratoga, CA).

MAJOR LEAGUE PLAYING RECORD

Years	AVG	G	AB	R	H	2B	3B	HR	RBI	BB	SO	SB
13	.259	589	1606	185	416	94	3	47	210	114	300	9

HASELMAN'S MANAGERIAL RECORD

Year	Club	League	Won	Lost	Pct.	Finish
2010	Bakersfield	California	67	73	.479	8th
2012	Inland Empire	California	66	74	.471	8th
2013	Inland Empire	California	69	71	.493	5th*#
2014	Great Lakes	Midwest	66	73	.475	10th
2015	Rancho Cucamonga	California	78	62	.557	2nd*#
2016	Oklahoma City	Pacific Coast	81	60	.574	2nd*
2017	Oklahoma City	Pacific Coast	72	69	.511	6th
2018	Oklahoma City	Pacific Coast	75	65	.536	4th*

MINOR LEAGUE TOTALS (8 seasons)

574 **547** **.512**

* Advanced to Postseason

Won League Title



JOHN MALLEE

#88

BORN: MAY 5, 1969
BIRTHPLACE: CHICAGO, IL
APPOINTED: NOV. 6, 2019

OPENING DAY AGE: 52
RESIDES: SCHERVILLE, IN

COACHING HIGHLIGHTS

- ◆ **2022** represents third season with **Angels** as assistant hitting coach after serving parts of previous two seasons (**2018-19**) as **Phillies** hitting coach...Saw several Halos make offensive strides in second season with the Club including, Shohei Ohtani (.257/.372/.592) and Jared Walsh (.277/.340/.509)...In first season with the Halos (**2020**), Club finished the year ranking second in the A.L. with a .332 OBP and record the third-fewest strikeouts in the junior circuit with 490...During 2019, saw Rhys Hoskins' walk total go from 87 in 2018 to a league-leading 116 in 2019...In first year as hitting coach, Phillies batters increased their home runs from 174 to 186 and drew 88 more walks on the season...From **2015-17** served on Joe Maddon's staff as **Cubs** hitting coach...During 2016 World Series run, Cubs hitters ranked second in Majors in OBP (.343) and third in runs scored (808)...Under his tutelage, saw Kris Bryant win the 2015 N.L. Rookie of the Year and 2016 N.L. MVP Award, while Anthony Rizzo and Jake Arrieta won Silver Slugger Awards...Before joining the Cubs, was hitting coach for **Astros** in **2013** and **2014** and the hitting coach for the **Marlins** in **2010** and **2011**...From **2002-10**, served as minor league hitting coordinator for Marlins before being named interim Major League hitting coach for Florida in 2010...In **2001**, was the minor league hitting coach for Triple-A **Ottawa** (Expos)...Began coaching career in **Brewers** organization as hitting coach for Single-A **Beloit** (**1996-97 & 1999**), Single-A **Stockton** (**1998**) and Double-A **Huntsville** (**2000**).

PLAYING CAREER & MISC

- ◆ Selected by Phillies in 12th round of 1991 First-Year Player Draft...Played two season of minor league ball with Rookie-Level Martinsville and Single-A Spartanburg...Combined to hit .208 (68/327) with 10 doubles, three triples and 28 RBI across 115 minor league games...Attended Chicago State University and the University of Illinois at Chicago, majoring in Kinesiology...With UIC, earned All-League and All-Tournament honors in both 1990 and 1991...Married Candy Wiedeman (Mar. 11, 1995) and has two children, John III and Austin.

MINOR LEAGUE PLAYING RECORD

Years	AVG	G	AB	R	H	2B	3B	HR	RBI	BB	SO	SB
2	.208	115	327	49	68	10	3	0	28	45	74	8

MOST WALK-OFF WINS IN FRANCHISE HISTORY

Number of walk-offs	Season	Players
14	1985	Boone, Schofield, Beniquez, Jones, Jackson, Jones, DeCinces, Beniquez, Boone, Downing, DeCinces, Boone, Downing, Carew, Spencer, Rivers, Stanton, Oliver, McMullen, Llenas, Alomar, Cardenas, Oliver, Llenas, Berry, Cardenas, Stephenson
13	1972	Fregosi, Rodgers, Reichardt, Fregosi, Rodgers, Mincher, Skowron, Hall, Morton, Rodgers, Reichardt, Reichardt, Bichette, Parrish, Ray, Joyner, Parrish, Winfield, Downing, Ray, Winfield, Parrish, Anderson, White
12	1967	Ray, Parrish, Joyner, Armas, Joyner, Joyner, Davis, Joyner, Washington, Downing, Joyner, Joyner
12	1990	Repoz, McMullen, Gonzalez, O'Brien, Cowan, McMullen, Berry, McMullen, Spencer, Parker, Fregosi
12	1971	Salmon, DiSarcina, Erstad, Edmonds, Edmonds, Anderson, DiSarcina, Hollins, Phillips, Salmon, Anderson, Salmon

* Club record for career walk off hits as an Angel is 11 by Tim Salmon





DAMON MASHORE

#80

BORN: OCT. 31, 1969
BIRTHPLACE: PONCE, PR
APPOINTED: MAR. 18, 2022

OPENING DAY AGE: 52
RESIDES: EAGLE, ID

COACHING HIGHLIGHTS

- ◆ Former **Angels** outfielder and minor league coach enters his first season on Major League staff and eighth in Angels organization as a coach...Was Angels Minor League Hitting Coordinator from **2019-21**...During **2017** and **2018** campaigns, was the **Rangers** minor league baserunning coordinator...Worked in **Dodgers** organization from **2012-16**, as the organization's roving hitting instructor (**2015-16**) and baserunning coordinator (**2012-14**)... Coached for **Angels** organization from **2008-11** in various capacities...Served as interim manager for Single-A Inland Empire in **2011** replacing Tom Gamboa...Was the Inland Empire hitting coach from **2009-11** after holding the same role with Single-A Cedar Rapids in **2008**...Made managerial debut with **D-backs** Single-A affiliate Missoula in **2007**... Club finished with a 26-50 record...Began coaching career with Arizona, working as a hitting coach with Single-A High Desert in **2003**, Double-A El Paso in **2004** and Single-A Lancaster in **2005** and **2006**.



PLAYING CAREER & MISC

- ◆ A former ninth round draft pick by the Oakland A's in 1991, went on to play three big league seasons with the A's (1996-97) and Angels (1998), batting a combined .249 (120/482) with 23 doubles, three triples, eight home runs and 41 RBI...Resides in Eagle, ID and has two children Tevis and Dalton...Brother Justin was the assistant hitting coach for the Rangers in 2018...Father Clyde played in 241 big league games with the Reds and Expos from 1969-73.

MAJOR LEAGUE PLAYING RECORD

Years	AVG	G	AB	R	H	2B	3B	HR	RBI	BB	SO	SB
3	.249	185	482	88	120	23	3	8	41	75	135	10

LONGEST HOME RUNS HIT AT ANGEL STADIUM SINCE 2015

Player	Date	Distance (ft.)
Joey Gallo	Sept. 17, 2017	490
Mike Trout	May 18, 2019	473
Mike Trout	July 12, 2019	471
Shohei Ohtani	June 8, 2021	470
Carlos Correa	Sept. 12, 2015	469
Jonathan Schoop	May 23, 2019	467
Mike Trout	April 6, 2021	464
Shohei Ohtani	July 27, 2021	463
C.J. Cron	July 19, 2017	461
Carlos Correa	Sept. 6, 2020	461

Courtesy of MLB Statcast





RAY MONTGOMERY

#81

BORN: AUG. 8, 1969
BIRTHPLACE: BRONXVILLE, NY
APPOINTED: JAN. 6, 2022

OPENING DAY AGE: 52
RESIDES: SIMSBURY, CT

COACHING HIGHLIGHTS

- ◆ **2022** represents second season in the **Angels** organization and first as bench coach (replacing Mike Gallego who was reassigned on the Major League coaching staff)...Served as the Club's Director, Player Personnel in **2021**...2022 marks first season in a coaching role...Spent six seasons (**2015-20**) with the Milwaukee Brewers, his second stint with the organization...Held title of Vice President and Special Assistant to the General Manager...Served as lead evaluator across the entire spectrum of baseball operations, including professional, international and amateur scouting...From **2011-14**, was the Arizona Diamondbacks Director of Scouting...Originally joined the Brewers organization in **2002** as an area scout until he was named Milwaukee's Midwest region crosschecker (**2007-10**).

PLAYING CAREER & MISC

- ◆ Veteran of 12 professional seasons (1990-21) which included parts of three Major League campaigns with the Astros (1996-98)...Originally selected in the 13th round by Houston in the 1990 Draft...Former outfielder also also played in the Pirates (1999-2000) and Mets (2001) organizations...Was a First-Team All-American at Fordham University in 1990...Inducted into the university's Hall of Fame in 1999...He and wife, Daniela, have two children: Jack and Emma.

MAJOR LEAGUE PLAYING RECORD

Years	AVG	G	AB	R	H	2B	3B	HR	RBI	BB	SO	SB
3	.241	47	87	14	21	5	1	1	8	6	23	0





PHIL NEVIN


#88

BORN: JAN. 19, 1971
BIRTHPLACE: FULLERTON, CA
APPOINTED: JAN. 6, 2022

OPENING DAY AGE: 51
RESIDES: POWAY, CA

COACHING HIGHLIGHTS

- Embarks on first season as **Angels** third base coach following appointment on Jan. 6, 2022...Joined Joe Maddon's staff following four seasons (2018-21) as the Yankees third base coach...In 2017, made Major League coaching debut as the third base coach for the San Francisco Giants...Added to the Detroit Tigers coaching staff during the 2011 postseason run...Spent seven seasons (2010-16) as a minor league manager in the Tigers (Double-A in 2010 and Triple-A in 2011-13) and Diamondbacks (Triple-A in 2014-16), compiling a 481-525 (.478) record...In 2014, during first season at the helm of Triple-A Reno, led the Club to an 81-63 clip and a trip to the PCL Championship...Club eventually lost series to Omaha... Entered coaching ranks in 2009 after being named manager of the Orange County Flyers in the independent Golden Baseball League.



PLAYING CAREER & MISC

- Played in 12 Major League seasons, posting a .270 (1131/4188) with 209 doubles, 208 home runs and 743 RBI in 1,217 games with the Astros (1995), Tigers (1995-97), Angels (1998), Padres (1999-05), Rangers (2005-06), Cubs (2006) and Twins (2006)...Tabbed as a National League All-Star in 2001 with San Diego, a season where he finished with a .306 average, a .976 OPS and posted career bests in home runs (41), RBI (126), runs (97) and walks (71)...Appeared in one postseason game in 2006 with the Twins...Went 0-for-3 as the Twins DH...Originally drafted first overall by the Astros in 1992.
- Grew up in Orange County, CA attending El Dorado HS (less than eight miles from Angel Stadium) and Cal State Fullerton University (less than six miles from Angel Stadium)...Played football and baseball at Cal State Fullerton...Winner of the 1992 Golden Spokes Award and received National Player of the Year honors by *Baseball America*.
- Son Tyler made Major League debut with Baltimore this season (did not play against the Yankees)...Tyler was originally drafted by the Rockies in the first round in 2015 from Poway HS.

MAJOR LEAGUE PLAYING RECORD

Years	AVG	G	AB	R	H	2B	3B	HR	RBI	BB	SO	SB
12	.270	1217	2928	584	1131	158	209	208	743	449	1019	18

NEVIN'S MANAGERIAL RECORD

Year	Club	League	Won	Lost	Pct.	Finish
2010	Erie	Eastern	66	76	.465	6th
2011	Toledo	International	67	77	.465	4th
2012	Toledo	International	60	84	.417	3rd
2013	Toledo	International	61	83	.424	4th
2014	Reno	Pacific Coast	81	63	.563	1st
2015	Reno	Pacific Coast	70	74	.468	3rd
2016	Reno	Pacific Coast	76	68	.528	2nd

MINOR LEAGUE TOTALS (7 seasons) **481** **525** **.478**



JEREMY REED

#77

BORN: JUNE 15, 1981 **OPENING DAY AGE:** 40
BIRTHPLACE: SAN DIMAS, CA **RESIDES:** PHOENIX, AZ
APPOINTED: DEC. 3, 2018

COACHING HIGHLIGHTS

◆ Embarks on fourth season as **Angels** hitting coach following appointment on Dec. 3, 2018 (replacing Eric Hinske)...Durin **2021**, saw Jared Walsh (.277/.340/.509) named to his first All-Star team and Shohei Ohtani (.257/.372/.592) win the organization's sixth MVP award...In **2020**, Angels hitters ranked second in the A.L. in OBP (.332), third in walks (239), third in total bases (892), fourth in runs scored, fourth in RBI, fourth in exit velocity (88.7 MPH) and boasted the second-lowest strikeout rate (21.2%)...In **2019**, saw Halos hit 220 home runs, the second-most in franchise history behind only the 2000 Angels (236)...Halos offense also improved over 2018 numbers in hits, runs, home runs, RBI, walks, team average, OBP and slugging while the team's overall strikeout totals fell...Promoted after serving as the organization's minor league hitting coordinator in **2017** and **2018**...Worked extensively with several current Angels Major Leaguers during tenure...Prior to joining Angels, was minor league hitting coordinator from **2014-16** for **Brewers**.

PLAYING CAREER & MISC

◆ Played in parts of eight seasons at Major League level for Mariners (2004-08), Mets (2009), Blue Jays (2010) and Brewers (2011)...Posted a career .252 (315/1250) average with 141 runs scored, 67 doubles, 12 triples, 12 home runs and 110 RBI in 483 games...Was originally drafted by Chicago White Sox in second round of the 2002 First-Year Player Draft...Traded by White Sox to the Mariners in 2004 with Mike Morse and Miguel Olivo in exchange for Ben Davis and Freddy Garcia...Was part of a three-team trade Dec. 11, 2008 between Mariners, Mets and Indians which also involved former Angels Luis Valbuena, Jason Vargas and Joe Smith... Played for USA Summer National Team in 2001 and 2002...Played collegiately at Long Beach State University (17 miles from Angel Stadium)...Was college teammates with Jered Weaver...Prepped at Bonita High School (La Verne, CA - 26 miles from Angel Stadium)...Married Lilyanna, during 2020-21 offseason.

MAJOR LEAGUE PLAYING RECORD

Years	AVG	G	AB	R	H	2B	3B	HR	RBI	BB	SO	SB
8	.252	483	1250	141	315	67	12	12	110	100	196	20





PAUL SORRENTO

#87

BORN: NOV. 17, 1965
BIRTHPLACE: SOMERVILLE, MA
APPOINTED: DEC. 3, 2018

OPENING DAY AGE: 55
RESIDES: BELLEVUE, WA

COACHING HIGHLIGHTS

- Enters 11th season with Angels in **2022** and fourth as hitting instructor (**2019-22**)...Appointed to current position Dec. 3, 2018... Spent previous three years (**2016-18**) as Angels assistant hitting coach...During **2021** campaign, Angels offense put 37.1% of swings in play, good for fourth in the American League...In **2020**, Halo hitters ranked fourth in the junior circuit in runs scored (294) and fourth in WOBA (.324) In **2020**, Halo hitters ranked fourth in the junior circuit in runs scored (294) and fourth in WOBA (.324)... In **2019**, saw Mike Trout win his third career MVP award after posting career highs in home runs and slugging percentage...**2018** saw Angels improve team OPS 14 points compared to 2017 (.712 OPS/.726 OPS)...In **2017**, Martín Maldonado improved batting average by over 20 points and Andrelton Simmons improved home runs (14 HR/4 HR) and RBI (69 RBI/44 RBI) compared to 2016 marks...**2016** saw several Angels batters hit above their career averages including Kole Calhoun, Yunel Escobar and Mike Trout...Held the title of Minor League Hitting Coordinator for the Club from **2013-15**... Assisted Dave Hansen with hitting coach duties during **2014** campaign while Don Baylor recovered from a broken thigh bone...Held first professional coaching role in **2012** as hitting coach for Adv-A **Inland Empire**.



PLAYING CAREER & MISC

- Played 11 big league seasons with Minnesota (1989-91), Cleveland (1992-95), Seattle (1996-97) and Tampa Bay (1998-99), compiling a .257 (876/3412) career average with 176 doubles, five triples, 166 home runs and 565 RBI...Tallied three straight 20+ home run seasons from 1995-97, including a career-best 31 in 1997 with Seattle...Played in postseason three different times, including two trips to World Series...Was member of 1991 World Series champion Minnesota Twins...Played in opening game at Camden Yards, Apr. 6, 1992 and logged first hit in ballpark's history...Signed with Tampa Bay Devil Rays during their inaugural season in 1998...With his Opening Day start, became first designated hitter in franchise history...Originally drafted by Angels in fourth round of the 1986 First-Year Player Draft...Traded the following season to Twins along with two other players for Kevin Trudeau and Bert Blyleven...Has a son named Ashton.

MAJOR LEAGUE PLAYING RECORD

Years	AVG	G	AB	R	H	2B	3B	HR	RBI	BB	SO	SB
11	.257	1093	3412	454	876	176	5	166	565	426	844	8





MATT WISE

#83

BORN: NOV. 18, 1975
BIRTHPLACE: MONTCLAIR, CA
APPOINTED: NOV. 6, 2019

OPENING DAY AGE: 45
RESIDES: CHANDLER, AZ

COACHING HIGHLIGHTS

- ◆ **2022** represents 17th season in **Angels** organization, 11th in a coaching capacity and second as pitching coach...Was originally tabbed as the bullpen coach for the **2021** season before being named interim pitching coach prior to Spring Training...Named full-time pitching coach in May...In 2021, saw the Club utilize 40 different pitchers...On the mound, Shohei Ohtani posted his best pitching statistics as a major leaguer, going 9-2 with a 3.18 ERA and 156 strikeouts...Served as the Bullpen Coach in **2020**...Spent the **2018** and **2019** as Club's minor league pitching coordinator...In **2017**, was minor league pitching program coordinator, **2016** was the Rookie-Level **AZL Angels'** Pitching Coach (also held this position in **2012-13**)...Spent **2014-15** campaigns as Pitching Coach for Adv.-A **Inland Empire**.

PLAYING CAREER & MISC

- ◆ Former sixth-round draft pick by Angels in 1997, went on to play eight season of professional baseball for Angels (1997-02), Brewers (2004-07) and Mets (2008)...Made Major League debut for Halos Aug. 2, 2000 vs. Tigers...Went on to pitch in 209 career games at big league level, amassing a career 17-22 record with a 4.23 ERA (317 IP - 149 ER)...Was a part of 2002 Angels World Series team...Enjoyed finest season in 2005 with Milwaukee, appearing in 49 games as a relief pitcher and posting a career-best 3.36 ERA (64.1 IP - 24 ER) with a 0.96 WHIP...Prepped at Bonita High School (La Verne, CA) - same high school as Jeremy Reed (did not attend at same time) - located just under 30 miles from Angel Stadium... Played collegiate ball at Pepperdine University (Malibu, CA) and Cal State Fullerton...Married to Amy, and has four children: Ashley, Hayden, Brady and Luke.



MAJOR LEAGUE PITCHING RECORD

Years	W-L	ERA	G	GS	CG	SHO	SV	IP	H	R	ER	BB	SO
8	17-22	4.23	209	18	0	0	2	317.0	298	164	149	106	244

WHAT A RELIEF

Notable Angels Bullpens...

CATEGORY	TOTAL	YEAR
Lowest ERA	2.67	1971
Most Strikeouts	764	2019
Fewest Hits	282	1972
Lowest BAA	.219	2002
Opponent OPS	.619	1971
WHIP	1.20	2002
Saves	66	2008
Save Percentage	84.8%	1969
K/9	9.51	2017



**EVERY
ANGELS
GAME
LIVE ON**

**ANGELS RADIO
AM 830**

FOLLOW US:



[facebook.com/
angelsradioam830](https://facebook.com/angelsradioam830)



[@angelsradio830](https://instagram.com/@angelsradio830)



[@angelsradioklaa](https://twitter.com/@angelsradioklaa)



2022 ANGELS





JO ADELL

#7

BORN: APRIL 8, 1999

BIRTHPLACE: SHELBY, NC

MLB SERVICE: 1 YEAR, 44 DAYS

ACQUIRED: SELECTED IN FIRST ROUND (10TH OVERALL)

OF 2017 FIRST-YEAR PLAYER DRAFT

SIGNED THRU: 2022; UNDER CLUB CONTROL; 1/3 OPTIONS USED

OPENING DAY AGE: 22

RESIDES: PROSPECT, KY

HEIGHT: 6-3 **WEIGHT:** 215 **BATS:** R **THROWS:** R


ADELL'S LIFETIME PLAYING RECORD

Year	Club	AVG	G	AB	R	H	2B	3B	HR	RBI	SH	SF	HBP	BB	IBB	SO	SB	CS	GDP	SLG	OBP	E
2017	Angels (AZL)	.288	31	118	18	34	6	6	4	21	1	1	2	10	1	32	5	0	0	.542	.351	-
	Orem	.376	18	85	25	32	5	2	1	9	0	0	1	4	0	17	3	2	3	.518	.411	-
2018	Burlington	.326	25	95	23	31	7	1	6	29	0	1	1	11	0	26	4	1	5	.611	.398	2
	Inland Empire	.290	57	238	47	69	19	3	12	42	0	2	6	15	0	63	9	2	2	.546	.345	3
	Mobile	.238	17	63	14	16	6	0	2	6	0	0	2	6	0	22	2	0	0	.429	.324	1
2019	Inland Empire	.280	6	25	4	7	1	0	2	5	0	0	1	1	0	10	0	0	0	.560	.333	1
	Mobile	.308	43	159	28	49	15	0	8	23	0	1	3	19	0	41	6	0	7	.553	.390	4
	Salt Lake	.264	27	121	22	32	11	0	0	8	0	0	0	10	0	43	1	0	0	.355	.321	1
2020	LAA	.161	38	124	9	20	4	0	3	7	0	0	1	7	0	55	0	1	3	.266	.212	3
	Salt Lake	.289	73	311	57	90	17	4	23	69	0	2	4	22	0	99	8	2	5	.592	.342	3
2021	LAA	.246	35	130	17	32	5	2	4	26	1	0	1	8	0	32	2	1	3	.408	.295	0
	LAA	.246	35	130	17	32	5	2	4	26	1	0	1	8	0	32	2	1	3	.408	.295	0
MAJOR TOTALS		.205	73	254	26	52	9	2	7	33	1	0	2	15	0	87	2	2	6	.339	.255	3
MINOR TOTALS		.295	297	1215	237	359	87	16	58	212	1	7	20	98	1	353	38	7	22	.537	.356	15

2021 SEASON

- ◆ In sophomore season with the **Angels**, improved in nearly every offensive category including hits, runs, average, doubles, triples, home runs, RBI, walks and runs scored...Cut strikeout rate from 41.7% in 2020 to 22.9% in 2021...Did not commit an error in 84 chances...Improved UZR in right field from -3.5 to 1.3...Recalled by the Angels Aug. 2nd...Placed on the IL with a left abdominal strain Sept. 15 and missed the remainder of the season.
- ◆ Began the season at the **Alternate Training Site** before being assigned to Triple-A in **May**...In 73 games with Salt Lake, slashed .289/.342/.592 with 23 home runs and 69 RBI...At the time of his promotion to the Majors, led all of minor league baseball in RBI and ranked second in extra-base hits (44) and total bases (184)...The 23 home ranked second in Triple-A.

ADELL'S 2021 MAJOR LEAGUE HEAT MAP



NOTABLE MINOR LEAGUE AWARDS AND HONORS

- ◆ **2021** MiLB Organizational All-Star
- ◆ **2019** MiLB Organizational All-Star...Angels Organizational Player of the Month for June...MLB Futures Game Selection...Participated in the Arizona Fall League...Arizona Fall League Player of the Week (Oct. 6)...Arizona Fall League Rising Stars Game
- ◆ **2018** MiLB Organizational All-Star...MLB Futures Game Selection...*Baseball America* Minor League All-Star...MiLB.com Cal Player of the Month (June)...California League Player of the Week (June 17)... California League Player of the Week (May 20)
- ◆ **2017** MiLB Organizational All-Star

CAREER TRANSACTIONS

- ◆ June 12, 2017...Selected by the **Angels** in the first round (10th overall) of the First-Year Player Draft.



PERSONAL/MISC

- ◆ Jordan 'Jo' Scott Adell (Uh-DEL)...On Instagram: @adell7...Signed by Angels scout John Burden.
- ◆ Hosts annual 'Jo Adell Turkey Drive' providing Thanksgiving dinners to those in need and annual 'Jo Adell Baseball Camp' for youth at his former high school (Ballard HS) in Louisville, KY.
- ◆ In January 2019, partnered with Reds' top prospect Hunter Greene for Inaugural Baseball and Leadership Camp in Inglewood, CA...Over 400 current/former professional baseball players, campers and coaches gathered for a free day of baseball, leadership and development for local youths.
- ◆ In first off-season as a professional in 2017, took 'Intro to Communications' at University of Louisville.
- ◆ As high school senior in 2017, batted .562 with 25 home runs, 61 RBI, 22 stolen bases and 53 runs...25 HR led nation and fell four shy of the all-time Kentucky High School record (was highest single-season total in state since introduction of BBCOR bats in 2012)...Ranked fourth in nation in slugging percentage (1.437) and seventh in RBI.
- ◆ Named Gatorade Kentucky Baseball Player of the Year...Ranked #14 prospect in nation for 2017 Amateur Draft by MLB.com, which also listed him under best tools of any outfielder/RHP in country...Became first player drafted directly out of a Louisville high school in first round since 2001...Had verbally committed to University of Louisville...Named a two-time Under Armour All-American...Fastball clocked in mid-90s range as a prep.
- ◆ Father, Scott, was an offensive lineman drafted in 12th round by New Orleans Saints in 1992...Mother, Nicole, is principal at Newburg Junior High School (Louisville, KY) where Jo has spoken to students on multiple occasions...Sister, Jessica, played softball at the University of Louisville and University of Tennessee (freshman year).

MISCELLANEOUS STATS

TWO-HR GAMES (2)

Sept. 5, 2021 vs. Texas

Aug. 29, 2020 vs. Seattle

CAREER GRAND SLAMS (1)

Aug. 17, 2021 at Detroit

CAREER FIELDING

POS	PCT	G	PO	A	E	TC	DP
OF	.981	82	154	4	3	161	1



ADELL





CAREER HIGHLIGHTS

- ◆ In 280 career appearances over six Major League seasons with the Marlins (2015-18), Nationals (2019), Giants (2019) and Twins (2021), is 18-14 with 11 saves, a 3.63 ERA (265.1 IP - 107 ER) and 337 strikeouts.
- ◆ Was National League Reliever of the Month for June 2018, recording seven saves and tossing 12 scoreless appearances (12.0 IP, 1 H, 0 R, 2 BB, 12 SO) over that span.
- ◆ In 2016, was named José Fernández “Rookie of the Year” by the South Florida chapter of the BBWAA.
- ◆ Has posted a 11.38 strikeouts per nine innings ratio in his big league career.
- ◆ From 2016-19, ranked among N.L. relievers in strikeouts (6th, 289), games (9th, 245), innings pitched (10th, 228.0), K/9.0IP ratio (11th, 11.41) and wins (T11th, 14).
- ◆ Made Major League debut with Marlins, Aug. 7, 2015 at Atlanta and worked 1.0 scoreless inning in relief.

CAREER TRANSACTIONS

- ◆ June 9, 2011...Selected by **Twins** in 40th round of First-Year Player Draft (did not sign).
- ◆ June 5, 2012...Selected by **Cardinals** in seventh round of First-Year Player Draft (signed June 13, 2012).
- ◆ July 24, 2015...Traded by **Cardinals** to **Marlins** for RHP Steve Cishek.
- ◆ Oct. 10, 2018...Traded by **Marlins** to **Nationals** for international bonus slot money.
- ◆ Aug. 9, 2019...Claimed off waivers from **Nationals** by **Giants**.
- ◆ Dec. 17, 2019...Signed with **Padres** as a free agent.
- ◆ Feb. 5, 2021...Signed with **Yankees** as a free agent.
- ◆ June 20, 2021...Signed with **Twins** as minor league free agent.
- ◆ Nov. 30, 2021...Signed with **Angels** as minor league free agent.

PERSONAL/MISC

- ◆ Kyle David Barraclough...Last name is pronounced bear-claw.
- ◆ Kyle and wife, Krista, welcomed daughter Blair Claudine in October 2021.
- ◆ Did not pitch during 2020 season...Attended Spring Training with San Diego but elected free agency in July after not being selected to Padres Player Pool for Summer Camp.
- ◆ Was a Texas League Mid-Season All-Star with Springfield in 2015.
- ◆ In 2013, was limited to three games with Rookie-level GCL Cardinals due to right rotator cuff surgery.
- ◆ Played four seasons (2009-12) collegiately at Saint Mary's College of California...Went 18-25 with two complete games, a 4.36 ERA (332.2 IP - 161 ER) and 290 strikeouts in 63 games (52 starts) with Gaels...Named to All-West Coast Conference First Team as a junior in 2011 and the WCC All-Freshman Team in 2009.
- ◆ Graduated from Wilcox HS (Santa Clara, CA) in 2008.


ROBERT O. FISHEL AWARD

The Robert O. Fishel Award, named after the longtime baseball executive, goes to the “active, non-uniformed representative of MLB whose ethics, character, dedication, service, professionalism and humanitarianism best represent the standards propounded by Robert O. Fishel.” Fishel, an executive with the Cleveland Indians, St. Louis Browns, New York Yankees and A.L. Office, was the inaugural Award winner in 1981. All-time honorees are:

- | | |
|---|--|
| 1981 – Robert O. Fishel, American League | 2002 – Mike Swanson, Arizona Diamondbacks |
| 1982 – Robert W. Brown, Baltimore Orioles | 2003 – Rick Vaughn, Tampa Bay Devil Rays |
| 1983 – Larry Shenk, Philadelphia Phillies | 2004 – Jeff Idelson, Baseball Hall of Fame |
| 1984 – Arthur E. (Red) Patterson, Angels | 2005 – Randy Adamack, Seattle Mariners |
| 1985 – Jim Ferguson, Cincinnati Reds | 2006 – Rob Butcher, Cincinnati Reds |
| 1986 – Fred Claire, Los Angeles Dodgers | 2007 – Richard Levin, Major League Baseball |
| 1987 – Jim Toomey, St. Louis Cardinals | 2008 – Scott Reifert, Chicago White Sox |
| 1988 – Tom Mee, Minnesota Twins | 2009 – Pat Courtney, Major League Baseball |
| 1989 – Donald Davidson, Houston Astros | 2010 – Jay Alves, Colorado Rockies |
| 1990 – Ned Colletti, Chicago Cubs | 2011 – Jim Trdinich, Pittsburgh Pirates |
| 1991 – Phyllis K. Merhige, American League | 2012 – Staci Slaughter, San Francisco Giants |
| 1992 – Richard Griffin, Montreal Expos | 2013 – Tim Hevly, Seattle Mariners |
| 1993 – John Blake, Texas Rangers | 2014 – Jason Zillo, New York Yankees |
| 1994 – Katy Feeney, National League | 2015 – Brian Bartow, St. Louis Cardinals |
| 1995 – Howard Starkman, Toronto Blue Jays | 2016 – Bart Swain, Cleveland Indians |
| 1996 – Bill Guilfoile, Baseball Hall of Fame | 2017 – Gene Dias, Houston Astros |
| 1997 – Dick Bresciani, Boston Red Sox | 2018 – Josh Rawitch, Arizona Diamondbacks |
| 1998 – Jay Horwitz, New York Mets | 2019 – Tyler Barnes, Milwaukee Brewers |
| 1999 – Bob DiBiaso, Cleveland Indians | 2020 – Dustin Morse, Minnesota Twins |
| 2000 – Tim Mead, Angels | 2021 – Mike Teevan, Major League Baseball |
| 2001 – Rob Matwick, Houston Astros | |



RHP



JAIME BARRIA

#51

BORN: JULY 18, 1996 **OPENING DAY AGE:** 25
BIRTHPLACE: PANAMA CITY, PANAMA **RESIDES:** PANAMA CITY, PANAMA
MLB SERVICE: 2 YEARS, 35 DAYS
ACQUIRED: SELECTED AS INTERNATIONAL FREE AGENT, APRIL 11, 2013
SIGNED THRU: 2022; UNDER CLUB CONTROL; 4/4 OPTIONS USED

HEIGHT: 6-1 **WEIGHT:** 210 **BATS:** R **THROWS:** R

BARRIA'S LIFETIME PITCHING RECORD

Year	Club	W-L	ERA	G	GS	CG	GF	SHO	SV	IP	H	R	ER	HR	HB	BB	IBB	SO	WP	BK	BAA
2013	— Angels (DSL)	0-1	10.80	4	0	0	0	0	0	5	13	8	6	0	1	1	0	4	1	0	.481
2014	— Angels (DSL)	4-4	3.03	16	8	0	2	0	1	59.1	57	27	20	1	2	11	0	55	1	0	.252
2015	— Angels (AZL)	3-0	2.00	7	6	0	0	0	0	36	40	12	8	0	0	3	0	31	3	1	.280
	Orem	2-4	6.21	8	8	0	0	0	0	33.1	45	27	23	4	1	7	0	30	5	0	.324
2016	— Burlington	8-6	3.85	25	25	0	0	0	0	117	133	58	50	6	3	21	0	78	10	0	.282
2017	— Inland Empire	4-3	2.48	11	11	0	0	0	0	65.1	48	20	18	6	3	13	0	57	3	1	.202
	Mobile	1-6	3.21	12	12	1	0	1	0	61.2	62	27	22	8	0	15	0	47	8	0	.256
	Salt Lake	2-0	2.45	3	3	0	0	0	0	14.2	11	5	4	0	1	3	0	13	0	0	.208
2018	— Salt Lake	0-0	3.50	5	5	0	0	0	0	18	20	7	7	2	1	5	0	19	0	0	.282
	LAA	10-9	3.41	26	26	0	0	0	0	129.1	117	50	49	17	6	47	0	98	3	1	.242
2019	— Salt Lake	3-3	9.68	10	10	1	0	0	0	48.1	73	53	52	16	2	10	0	44	0	1	.343
	LAA	4-10	6.42	19	13	0	1	0	0	82.2	92	61	59	24	2	27	0	75	1	0	.275
2020	— LAA	1-0	3.62	7	5	0	2	0	0	32.1	27	13	13	3	1	9	1	27	0	0	.223
2021	— LAA	2-4	4.61	13	11	0	0	0	0	56.2	70	29	29	8	2	19	0	35	0	0	.307
	Salt Lake	3-2	4.41	10	10	1	0	0	0	49.0	54	30	24	10	1	8	0	34	0	0	.270
MAJOR TOTALS		17-23	4.49	65	55	0	3	0	0	301.0	306	153	150	52	11	102	1	235	4	1	.262
MINOR TOTALS		30-29	4.15	111	98	3	2	1	1	507.2	556	274	234	53	15	97	0	412	31	3	.290

Disabling Injuries: 2021 — Right shoulder impingement; disabled Sept. 26 - end of season

2021 SEASON

- ◆ Appeared in 13 games (11 starts) for **Angels** in his fourth Major League season...Began season at Alternate Training Site before making season debut in relief Apr. 10 at Toronto (Dunedin, FL) in only appearance of first big league stint of year.
- ◆ Worked 4.0 scoreless innings in relief May 18 vs. Cleveland before returning to Triple-A **Salt Lake** and rejoining starting rotation.
- ◆ After nine starts for Salt Lake from May 29-July 20, returned to Angels rotation July 25 and earned wins in each of his first two starts after allowing just two total runs in 13.2 innings pitched.
- ◆ Pitched to a 2.78 ERA (32.1 IP - 10 ER) at Angel Stadium across seven games (six starts)...Made four starts in day games and went 2-0 with a 1.71 ERA (21 IP - 4 ER).
- ◆ Missed final seven games of season on injured list (right shoulder impingement).

MAJOR LEAGUE SUMMARY

2020

- ◆ Totaled seven games (five starts) for **Angels** throughout three Major League stints...Pitched out of bullpen in first two appearances (Aug. 18 & Aug. 25-Game 1) before joining starting rotation for remainder of regular season.
- ◆ Allowed three-or-fewer runs in all seven appearances and two-or-fewer runs in six of seven contests.
- ◆ Angels were victorious in each of his four September starts
- ◆ Held opponents to a .211 (19/90) average against off-speed pitches, including a .188 (12/64) mark against his slider.



2019

- ◆ Made 19 appearances (13 starts) for **Angels** across eight stints in Majors...Four of six relief appearances were as “primary” pitcher following an Opener.
- ◆ Earned win in first career relief appearance April 10 vs. Milwaukee (2.2 IP, 4 H, 1 ER, 0 BB, 3 SO)...Had pitched exclusively as a starter in Angels organization since July 2015, encompassing previous 96 combined MLB/MiLB outings.
- ◆ Pitched to a 2-2 record with a 3.06 ERA (32.1 IP - 11 ER) at Angel Stadium compared with a 2-8 record and 8.58 ERA (50.1 IP - 48 ER) on the road.
- ◆ Had streak of three straight appearances with 6+ strikeouts June 6 – July 3, which tied for longest such streak by an Angels pitcher in 2019.
- ◆ In 10 games for Triple-A **Salt Lake**, was 3-3 with an 9.68 ERA (48.1 IP – 52 ER) and 44 strikeouts.

2018

- ◆ Entered 2018 ranked by *Baseball America* as #6 prospect in Angels organization and the top pitching exclusive prospect (RHP/DH Shohei Ohtani was ranked #1)...Ranked #7 by *MLB.com* in the Halos system.
- ◆ After opening season with Triple-A **Salt Lake**, made Major League debut with **Angels** April 11 at Texas and earned win after tossing five innings and allowing one run on one hit (HR by Ryan Rua)...At 21 years, 267 days, was youngest A.L. pitcher to earn a win during 2018 season...Became youngest Angels player to make his Major League debut since Mike Trout (19 years, 335 days), July 8, 2011.
- ◆ Ranked third among American League rookies in wins, innings pitched, ERA (min. 75 IP) and batting average against...First Angels pitcher to record 10+ wins in his debut season since Jose Arredondo (10 wins in 2008).
- ◆ Pitched to a 2.47 ERA (62 IP – 17 ER) on the road, which ranked fourth in American League (min. 50 IP).
- ◆ Was first Angels rookie to make 26+ starts in a season since Scott Schoeneweis (27) in 2000.
- ◆ Carried no-hitter through first 5.1 innings of start on May 3 vs. Baltimore before allowing a single to Trey Mancini.
- ◆ Set career high with 12 consecutive scoreless innings pitched between Aug. 31 – Sept. 10.
- ◆ During start on April 22 vs. San Francisco, tossed 49 pitches in a scoreless first inning, including a Major League record 21-pitch at-bat vs. Brandon Belt (previous record was 20 pitches seen by Houston’s Ricky Gutierrez vs. Cleveland RHP Bartolo Colon on June 26, 1998).

GENERATION GAP

When they faced off on June 1, 2018 at Angel Stadium, the 23 years, 55 days difference in age (8,456 total days) between Bartolo Colon (45 years, 8 days) and Jaime Barria (21 years, 318 days) was the largest in any Angels game in franchise history. The duo matched that record when they faced off again on Sept. 5 at Globe Life Park.

NOTABLE MINOR LEAGUE AWARDS AND HONORS

- ◆ **2017** Futures Game Selection...California League Mid-Season All-Star...Angels Organizational Pitcher of the Month for May and June...Angels Pitching Prospect of the Year (MLBPipeline.com).
- ◆ **2016** Midwest League Mid-Season All-Star.

CAREER TRANSACTIONS

- ◆ Apr. 11, 2013...Signed by **Angels** as international free agent.

PERSONAL/MISC

- ◆ Jaime Jonathan Barria Soto.
- ◆ Pitched for Tigres del Licey in Dominican Winter League during 2020-21 offseason.
- ◆ Married his wife Adrianys Rodriguez following the 2020 season...Welcomed first child, Oct. 15, 2020 with birth of daughter April.
- ◆ First Panama-born pitcher in Angels history...The only other player in franchise history who was born in Panama is Hall of Famer Rod Carew.
- ◆ Originally signed by Angels scout Roman Ocumarez.



MAJOR LEAGUE HITTING TOTALS

	AVG	AB	R	H	2B	3B	HR	RBI	SH	SF	HBP	BB	IBB	SO	SB	CS	GDP	SLG	OBP
CAREER	.000	10	0	0	0	0	0	0	0	0	0	0	0	5	0	0	1	.000	.000

CAREER FIELDING

POS	PCT	G	PO	A	E	TC	DP
P	1.000	65	17	16	0	33	1

BARRIA'S CAREER HIGHS

	SEASON		GAME
Wins	10 — 2018	SO	8 — Twice; 9/18/20 vs. TEX & 7/3/19 at TEX
Losses	10 — 2019	IP	7 — 3 times; last, 9/6/21 vs. TEX
ERA	3.41 — 2018	R & ER	10 — 7/19/19 at SEA
IP	129.1 — 2018	BB	6 — 9/28/18 vs. OAK
SO	98 — 2018	H	10 — Twice; 9/20/21 vs. HOU & 4/27/19 at KC



BARRIA





RHP



ARCHIE BRADLEY

#23

BORN: AUG. 10, 1992

BIRTHPLACE: MUSKOGEE, OK

MLB SERVICE: 6 YEARS, 112 DAYS

ACQUIRED: SIGNED AS FREE AGENT, MAR. 18, 2022

SIGNED THRU: 2022; SIGNED ONE-YEAR CONTRACT, MAR. 18, 2022

OPENING DAY AGE: 29

RESIDES: TULSA, OK

HEIGHT: 6-4 **WEIGHT:** 225 **BATS:** R **THROWS:** R

BRADLEY'S LIFETIME PITCHING RECORD

Year	Club	W-L	ERA	G	GS	CG	GF	SHO	SV	IP	H	R	ER	HR	HB	BB	IBB	SO	WP	BK	BAA
2011	— Missoula	0-0	0.00	2	1	0	0	0	0	2.0	1	0	0	0	0	0	0	4	0	0	.143
2012	— South Bend	12-6	3.84	27	27	0	0	0	0	136.0	87	64	58	6	15	84*	0	152	17	2	★.181
2013	— Visalia	2-0	1.26	5	5	0	0	0	0	28.2	22	5	4	1	2	10	0	43	1	0	.218
	Mobile	12-5	1.97	21	21	2	0	0	0	123.1	93	35	27	5	4	59	2	119	1	0	.214
2014	— Reno	1-4	5.18	5	5	0	0	0	0	24.1	26	14	14	0	4	12	0	23	2	1	.277
	D-backs (AZL)	0-0	4.50	1	1	0	0	0	0	4.0	5	2	2	0	0	1	0	6	0	0	.278
	Mobile	2-3	4.12	12	12	1	0	0	0	54.2	45	27	25	2	5	36	1	46	3	0	.231
2015	— ARIZONA	2-3	5.80	8	8	0	0	0	0	35.2	36	23	23	3	2	22	1	23	0	0	.267
	Reno (1)	1-0	2.95	4	4	0	0	0	0	21.1	26	7	7	3	0	5	0	20	2	0	.302
	D-backs (AZL) (1)	0-0	0.00	1	1	0	0	0	0	4.0	2	0	0	0	1	3	0	6	0	0	.143
	Visalia (1)	0-0	4.50	1	1	0	0	0	0	4.0	3	4	2	2	0	2	0	6	0	0	.200
2016	— Reno	5-1	1.99	7	7	0	0	0	0	40.2	26	9	9	0	2	18	0	47	3	0	.191
	ARIZONA	8-9	5.02	26	26	0	0	0	0	141.2	154	84	79	16	4	67	8	143	7	2	.276
2017	— ARIZONA	3-3	1.73	63	0	0	13	0	1	73.0	55	14	14	4	1	21	2	79	0	1	.207
2018	— ARIZONA	4-5	3.64	76	0	0	8	0	3	71.2	62	30	29	9	4	20	1	75	2	1	.229
2019	— ARIZONA	4-5	3.52	66	1	0	32	0	18	71.2	67	30	28	5	5	36	2	87	0	0	.246
2020	— ARIZONA	1-0	4.22	10	0	0	9	0	6	10.2	13	5	5	0	1	3	0	12	0	0	.317
	CINCINNATI	1-0	1.17	6	0	0	1	0	0	7.2	4	1	1	1	0	0	0	6	0	0	.143
2021	— PHILADELPHIA	7-3	3.71	53	0	0	11	0	2	51.0	51	24	21	5	3	22	1	40	1	0	.258
	Lehigh Valley (1)	0-0	4.50	2	0	0	0	0	0	2.0	2	1	1	0	0	1	0	1	0	0	.250
MAJOR TOTALS		30-28	3.89	308	35	0	74	0	30	463.0	442	211	200	43	20	191	15	465	10	4	.250
MINOR TOTALS		35-19	3.01	88	85	3	0	0	0	445.0	338	168	149	19	33	231	3	473	29	3	.213

★ led or tied for league lead
 (1) rehab assignment

Disabling Injuries: 2021 — Right oblique strain; disabled Sept. 25 - Oct. 5
 Left oblique strain; disabled Apr. 11 - May 18
 2015 — Right shoulder tendinitis; disabled June 4 (retro to June 2) - Aug. 24
 Right sinus fracture; disabled Apr. 29 - May 16

2021 SEASON

- ◆ In only season with Phillies ranked T-fifth among N.L. relievers in wins (7) and T-10th in opponent GDP (8).
- ◆ Was on 10-day IL, Apr. 11 - May 17 (left oblique strain); had a rehab assignment to Triple-A **Lehigh Valley**.
- ◆ Posted a 1.52 ERA (29.2 IP - 5 ER) in 30 games from May 29 - Aug. 12, which included a 10.0-inning scoreless streak, June 30 - July 23.
- ◆ Earned first save as a Phillie, June 27 at New York Mets.
- ◆ In his final 33 appearances of the season (from June 30 on), posted a 3.18 ERA (34 IP - 12 ER) and allowed only two home runs.
- ◆ Seven of his final eight appearances were scoreless, before he was placed on 10-day IL, Sept. 24, with a right oblique strain.
- ◆ Allowed only five home runs in 51.0 IP (0.88 HR/9.0 IP).

BRADLEY



CAREER HIGHLIGHTS

- ◆ Is one of four National League relievers to make at least 50 appearances in each of the last four full seasons, alongside Kenley Jansen, Craig Stammen and Hector Neris.
- ◆ Since moving to the bullpen in 2017, has gone 20-16 with 30 saves, a 3.09 ERA (285.2 IP – 98 ER) and 299 strikeouts in 274 appearances
- ◆ Made MLB debut with Arizona Apr. 11, 2015 vs. Dodgers and earned the win, while opposing Clayton Kershaw.
- ◆ Has pitched in postseason in 2017 with Arizona and in 2020 with Cincinnati...In 2017 Wild Card Game vs. Colorado, became the fifth pitcher (and first reliever) to hit a triple in postseason history.

MAJOR LEAGUE SUMMARY

2020

- ◆ Began season with **Diamondbacks** and was traded to **Reds** on Aug. 31 for OF Stuart Fairchild and INF Josh VanMeter.
- ◆ Allowed only four base runners in his six appearances with Reds (four hits).
- ◆ Posted a 1.74 ERA (10.1 IP - 2 ER) and 0.77 WHIP in his last nine games of the regular season (beginning Aug. 16).

2019

- ◆ Appeared in 65 or more games for the third consecutive season with **Diamondbacks**.
- ◆ Set career high for strikeouts as a reliever (85) and averaged a career-best 10.93 SO/9.0 IP (71.2 IP - 87 SO).
- ◆ Became the first Arizona reliever to have three seasons with 70.0+ IP and 70+ strikeouts.
- ◆ Posted a career-high 23.8 swing-and-miss percentage.
- ◆ Had a career-long 17.1-inning scoreless streak, June 26 - Aug. 12.
- ◆ Converted 14 straight save opportunities to end his season (since Aug. 19), tied for the second-longest streak to end the season by any reliever during the year, behind only Ken Giles (20).
- ◆ His 1.71 ERA (31.2 IP - 6 ER) after the All-Star break trailed only Daniel Hudson (1.44) among N.L. relievers.
- ◆ Led all MLB pitchers with 18 saves from July 30-end of season.
- ◆ Opponents hit .172 (11/64) with 22 strikeouts against his curveball, per Statcast.
- ◆ Recorded his first save of 5+ outs on Aug. 4 vs Washington.

2018

- ◆ In fourth season with **Diamondbacks**, appeared in a career-high 76 games...Was T-first among N.L. relievers in holds (34) and fourth in appearances.
- ◆ His career-high 34 holds were one shy of Brandon Lyon's Arizona club record (35 in 2007).
- ◆ Posted a 0.93 ERA (19.1 IP - 2 ER) in 23 games when pitching on zero days' rest.
- ◆ Held left-handers to a .165 average (18/109), including a .125 mark (3/24) over his last 15 appearances.
- ◆ His 26 holds before the All-Star break were the most in the Majors since it became an official stat in 1969.

2017

- ◆ In his first season as a reliever with **Diamondbacks**, ranked T-second among N.L. relievers in holds (25), fifth in ERA (1.73) and just outside the top 10 in WHIP (1.04, 11th) and strikeouts (79, T-11th).
- ◆ His 1.73 ERA (73 IP - 14 ER) was the lowest ever by a qualifying Arizona reliever.
- ◆ Held opponents to a .161 average (9/56) with just one extra-base hit (HR) with RISP, and a .121 average (4/33) with RISP and two outs.
- ◆ Did not allow a home run in a career-long 49.2 consecutive innings (46 appearances) from May 31 - Sept. 26, snapping the streak in his final outing.
- ◆ Had a 0.77 ERA (11.2 IP - 1 ER) in June and a 0.71 ERA (12.2 IP - 1 ER) in August.
- ◆ When pitching on between zero and two days of rest, posted a 0.63 ERA (43 IP - 3 ER), including a 0.00 ERA (13.2 IP) when pitching the second of back-to-back days.

2016

- ◆ Had three stints with **Diamondbacks** (Apr. 17-19, May 9, May 29-end of season)...Among Arizona rookies all-time in a single season, was third in strikeouts (143), T-fourth in starts (26), sixth in IP (141.2) and T-sixth in wins (8) & quality starts (11)...His 9.08 SO/9.0 IP (143 SO, 141.12 IP) were most ever by an D-backs rookie (min. 20 starts).
- ◆ From the time he was recalled for his last stint (May 29), was first among N.L. rookies in IP (131.1) & starts (24), second in strikeouts (137) and third in SO/9.0 IP (9.39)...Ranked eighth overall in N.L. in strikeouts after final recall.
- ◆ Limited right-handers to a .235 average (66/281), the third-best mark by a MLB rookie, trailing Kenta Maeda (.213) and Junior Guerra (.231).
- ◆ Led all rookies and ranked seventh in N.L. with a .225 opponent average (36/160) with RISP.
- ◆ Was 8-3 with a 3.21 ERA (81.1 IP - 29 ER) in 13 starts when going 6.0+ innings and 3-0 with a 2.53 ERA (21.1 IP - 6 ER) in three starts when going 7.0+ innings.
- ◆ Recorded 10 strikeouts on June 3 at Cubs, becoming the first rookie since Reds' Raisel Iglesias (2011) to strike out 10 or more batters at Wrigley Field.
- ◆ Set a career high and tied the Arizona rookie record with 11 strikeouts on Oct. 1 vs SD.





- ◆ Did not allow a home run from Sept. 4 through the end of the season (34.2 IP)
- ◆ At the time of his final promotion from Triple-A **Reno**, ranked third in PCL in ERA (1.99), T-third in wins (5), fourth in WHIP (1.08) and ninth in strikeouts (47).

2015

- ◆ Had contract selected by **Diamondbacks** on Apr. 5 and made Major League debut Apr. 11 vs LAD, winning the game after allowing just one hit in 6.0 IP...Was the first pitcher to throw at least 6.0 IP and allow one hit or fewer in his MLB debut since 2011 (Marlins Brad Hand, 6/7 vs. Braves).
- ◆ Singled off Clayton Kershaw in his debut, becoming the first starting pitcher to collect his first hit before allowing a hit in his ML debut since STL's Marco Gonzales on 6/25/14 at COL.
- ◆ Was the first pitcher in ML history to make his ML debut and second career start opposite the reigning Cy Young Award winner (Clayton Kershaw) and World Series MVP (Madison Bumgarner).
- ◆ Went 2-0 with a 1.45 ERA (18.2 IP - 3 ER) in his first three starts.
- ◆ Was the first starter in D-backs history to allow two runs or fewer in his first four career starts.
- ◆ Was struck in the face by a Carlos Gonzalez line drive Apr. 28 vs. COL and suffered a right sinus fracture...Was on the IL, Apr. 29 - May 15.
- ◆ Made four starts before suffering right shoulder tendinitis and returning to IL, June 2- Aug. 23; included rehab assignments to Triple-A **Reno**, **AZL D-backs**, 8/18-22 and Adv. A **Visalia**.
- ◆ Had a 2.08 ERA (17.1 IP - 4 ER) in his final three starts.

POSTSEASON SUMMARY

- ◆ Made postseason debut in **2017** with **Diamondbacks** and totaled three games in relief with a 3.00 ERA (6 IP - 2 ER)...In the Wild Card game vs. Colorado, became the fifth pitcher (and first reliever) to hit a triple in postseason history.
- ◆ In **2020** with **Reds**, made one appearance during Wild Card Series vs. Atlanta, retiring one of three batters faced in Game 1.

WILD CARD TOTALS

Year	Club, Opp.	W-L	ERA	G	GS	CG	SHO	SV	IP	H	R	ER	BB	SO
2017—	ARI, COL	0-0	13.50	1	0	0	0	0	1.1	3	2	2	0	0
2020—	CIN, ATL	0-1	27.00	1	0	0	0	0	0.1	2	1	1	0	0
Totals		0-1	16.20	2	0	0	0	0	1.2	5	3	3	0	0

DIVISION SERIES TOTALS

Year	Club, Opp.	W-L	ERA	G	GS	CG	SHO	SV	IP	H	R	ER	BB	SO
2017—	ARI, LAD	0-0	0.00	2	0	0	0	0	4.2	3	1	0	3	5

NOTABLE MINOR LEAGUE AWARDS AND HONORS

- ◆ **2013** Futures Game selection...Southern League Mid-Season All-Star...*MLB.com* Southern League Player of the Month (May).
- ◆ **2012** Midwest League Mid-Season All-Star.

CAREER TRANSACTIONS

- ◆ June 6, 2011...Selected by **Diamondbacks** in first round (seventh overall) of First-Year Player Draft (signed Aug. 15, 2011).
- ◆ Aug. 31, 2020...Traded by **Diamondbacks** with cash considerations to **Reds** for OF Stuart Fairchild and INF Josh VanMeter.
- ◆ Jan. 18, 2021...Signed by **Phillies** to one-year contract.
- ◆ Mar. 18, 2022...Signed by **Angels** to one-year contract.

PERSONAL/MISC

- ◆ Archie N. Bradley...On Twitter: @ArchieBradley7.
- ◆ Represented Diamondbacks in 2013 MLB All-Star Futures Game at Citi Field.
- ◆ Is a 2011 graduate of Broken Arrow HS (OK)...Went 12-1 as a senior and was named The Oklahoman's 2011 All-State Player of the Year while leading his team to a 36-2 record and a 6A State Championship...Earned 2010 AFLAC All-American honors as a junior.
- ◆ Committed to play quarterback at the University of Oklahoma but elected to sign with Arizona Diamondbacks following 2011 Draft.
- ◆ Hosted a street festival that raised \$25,000 for the LOVEPUP foundation in 2019.
- ◆ Co-founded an outdoor excursions company called "Crash Landing Outdoors," named after his dog Crash, leading groups on duck hunts in his home state of Oklahoma during the offseason
- ◆ Originally signed by Diamondbacks scout Kyle Denney.



MAJOR LEAGUE HITTING TOTALS

	AVG	AB	R	H	2B	3B	HR	RBI	SH	SF	HBP	BB	IBB	SO	SB	CS	GDP	SLG	OBP
CAREER	.095	63	2	6	0	0	0	5	4	1	0	0	0	39	0	1	0	.095	.094

CAREER FIELDING

POS	PCT	G	PO	A	E	TC	DP
P	.967	308	61	34	2	61	4

BRADLEY'S CAREER HIGHS

	SEASON		GAME
Wins	8 — 2016	SO	11 — 10/1/16 vs. SD
Losses	9 — 2016	IP	7.1 — 5/29/16 vs. SD
ERA	1.17 — 2020	R	8 — 8/1/16 vs. WSH
IP	141.2 — 2016	ER	7 — 8/1/16 vs. WSH
SO	143 — 2016	BB	5 — Twice; last, 7/22/16 at CIN
Win Streak	7 — 5/18-8/12/21	H	12 — 8/1/16 vs. WSH



BRADLEY 



RHP



TY BUTTREY

#31

BORN: MARCH 31, 1993

OPENING DAY AGE: 29

BIRTHPLACE: MATTHEWS, NC

RESIDES: GULFPORT, FL

MLB SERVICE: 2YEARS, 46 DAYS

ACQUIRED: FROM BOSTON WITH LHP WILLIAMS JEREZ FOR INF IAN KINSLER AND CASH CONSIDERATIONS, JULY 30, 2018

SIGNED THRU: 2021; UNDER CLUB CONTROL; 1/3 OPTIONS USED

HEIGHT: 6-6

WEIGHT: 240

BATS: L

THROWS: R

BUTTREY'S LIFETIME PITCHING RECORD

Year	Club	W-L	ERA	G	GS	CG	GF	SHO	SV	IP	H	R	ER	HR	HB	BB	IBB	SO	WP	BK	BAA
2012	—Red Sox (GCL)	0-0	1.80	4	3	0	0	0	0	5	5	2	1	0	1	1	0	5	0	1	.278
2013	—Lowell	4-3	2.21	13	13	0	0	0	0	61	54	21	15	0	5	21	0	35	7	0	.242
2014	—Greenville	0-5	6.85	11	11	0	0	0	0	46	59	41	35	5	1	24	0	40	4	0	.306
	Red Sox (GCL)	0-0	1.80	2	2	0	0	0	0	5	2	1	1	0	1	1	0	4	0	0	.118
	Lowell	0-0	3.09	3	2	0	0	0	0	11.2	11	6	4	0	0	7	0	12	2	1	.244
2015	—Greenville	1-0	2.45	4	4	0	0	0	0	22	17	8	6	2	1	3	0	22	0	0	.210
	Salem	8-10	4.20	21	21	0	0	0	0	115.2	117	62	54	5	5	45	0	81	13	1	.268
2016	—Portland	1-9	4.44	33	9	0	5	0	0	79	80	52	39	6	7	46	0	52	5	1	.261
2017	—Portland	1-4	3.72	30	0	0	16	0	4	46	39	22	19	1	2	23	1	56	5	3	.234
	Pawtucket	1-1	7.64	10	0	0	5	0	0	17.2	21	16	15	2	0	10	0	18	4	0	.296
2018	—Pawtucket	1-1	2.25	32	0	0	11	0	1	44	36	16	11	4	3	14	0	64	2	1	.216
	Angels (AZL)	0-0	0.00	1	1	0	0	0	0	1	0	0	0	0	0	0	0	3	0	0	.000
	Salt Lake	0-1	2.25	4	0	0	0	0	0	4	2	1	1	0	0	1	0	7	1	0	.143
	LAA	0-1	3.31	16	0	0	4	0	4	16.1	15	7	6	0	0	5	0	20	0	1	.238
2019	—LAA	6-7	3.98	72	0	0	6	0	2	72.1	69	34	32	8	5	23	0	84	6	0	.247
2020	—LAA	2-3	5.81	27	0	0	14	0	5	26.1	28	18	17	4	1	9	3	18	2	0	.283
<i>DID NOT PLAY</i>																					
MAJOR TOTALS		8-11	4.30	115	0	0	24	0	11	115	112	59	55	12	6	37	3	122	8	1	.254
MINOR TOTALS		17-34	3.95	168	66	0	37	0	5	458	443	248	201	25	26	196	1	399	43	8	.254

2021 SEASON

- ◆ Attended Spring Training with **Angels** and appeared in seven Cactus League games, before announcing his retirement on April 3.

MAJOR LEAGUE SUMMARY

2020

- ◆ Completed third Major League season and led **Angels** with five saves and 14 games finished, while ranking second on Club with 27 appearances.
- ◆ Recorded at least four outs in three of his five saves, which tied with Baltimore's Cole Sulser for most in Majors.
- ◆ Pitched to a 1.84 ERA (14.2 IP - 3 ER) across 13 appearances in month of August.
- ◆ In April, was Angels representative in "MLB The Show Players League" video game tournament.

2019

- ◆ Led **Angels** relievers with 72 appearances and 84 strikeouts in second season in Majors.
- ◆ Allowed first home run of career May 20 vs. Minnesota (Miguel Sano), which snapped Angels record streak of 37 consecutive games without allowing a homer to begin a Major League career.
- ◆ Became first Angels pitcher with six wins in traditional relief appearances within team's first 100 games of a season since Scot Shields in 2006.

IN THE PARK

Most consecutive appearances by Angels pitcher without allowing a home run to begin MLB career

PLAYER	GAMES	SEASONS
Ty Buttrey	37	2018-2019
Brendan Donnelly	36	2002
Bryan Harvey	34	1987-1988
Sherman Corbett	29	1988

BUTTREY



- ◆ Pitched to a 1.23 ERA (29.1 IP - 4 ER) from start of season through June 1...ERA ranked ninth in Majors in that span (min. 20 IP).
- ◆ Earned first win of Major League career April 13 at Wrigley Field after retiring only batter faced (Jason Heyward).
- ◆ Made Opening Day roster for first time in career...Opened season with 11.1 shutout innings in first 12 appearances.

2018

- ◆ Made Major League debut with **Angels** Aug. 16 at Texas and worked one scoreless inning...Became 32nd different pitcher used by Angels in 2018, which set new club record (previous was 31 in 2017).
- ◆ Earned first career save Sept. 7 at White Sox with one perfect inning pitched.
- ◆ Recorded four saves within first 14 career games, joining Minnie Rojas (1966) as only Angels to do so...In that span pitched to a 0.59 ERA (15.1 IP - 1 ER) to begin career.
- ◆ Opened year with Triple-A **Pawtucket** and registered a 2.25 ERA (44 IP - 11 ER) in 32 games for PawSox.
- ◆ His 13.09 strikeouts per nine innings rate ranked second among International League relievers through end of July.
- ◆ Missed two weeks of season in late July on minor league disabled with right knee inflammation.
- ◆ Acquired by Angels July 30 along with LHP Williams Jerez in exchange for INF Ian Kinsler and cash considerations.
- ◆ Made one rehab appearance with **AZL Angels** before joining Triple-A **Salt Lake** Aug. 9.

NOTABLE MINOR LEAGUE AWARDS AND HONORS

- ◆ **2015** Red Sox Minor League Starting Pitcher of the Month (April).

CAREER TRANSACTIONS

- ◆ June 5, 2012...Selected by **Red Sox** in fourth round of 2012 First-Year Player Draft (signed June 15, 2012).
- ◆ July 30, 2018...Traded by **Red Sox** to **Angels** with LHP Williams Jerez for INF Ian Kinsler and cash considerations.

PERSONAL/MISC

- ◆ Ty Douglas Buttrey...On Twitter: @butt_ty.
- ◆ Married Samantha Green, Dec. 30, 2017...Samantha hosts a YouTube channel called, "Behind The Lights" which features vlogs and interviews with a variety of athletes.
- ◆ Ty and Samantha Buttrey purchased an RV during the 2019-20 offseason and drove it cross country from Tampa to Anaheim prior to the 2020 regular season.
- ◆ Visited students at John Marshall Elementary School in Anaheim as part of Angels Baseball Foundation's Adopt-A-School Program in 2019.
- ◆ Participated in 2019 Aces & Athletes Poker Tournament and charity casino night at Angel Stadium..The event is presented by the Irvine Public Schools Foundation and Angels Baseball Foundation and helps fund scholarships and crucial programs for students in need.
- ◆ As part of Red Sox Rookie Development Program in January 2018, helped paint murals at the Dimock Center in Roxbury, MA, and visited patients at Boston Children's Hospital.
- ◆ Attended Major League Spring Training for first time in 2018 with Boston after being added to 40-man roster, Nov. 20, 2017.
- ◆ Played in 2017 Arizona Fall League for AFL Champion Peoria, representing Red Sox organization.
- ◆ In Red Sox organization, pitched primarily as a starter until moving to bullpen in June 2016.
- ◆ Attended Providence Senior HS (NC)...Went 9-2 with a 0.91 ERA (69 IP - 7 ER) during senior season.
- ◆ Ranked as #9 prospect in Angels system following the 2018 season by *Baseball America*.
- ◆ Named by *Baseball America* as having best changeup in Red Sox system following the 2017 season.
- ◆ Originally signed by Red Sox scout Quincy Boyd.

CAREER FIELDING

POS	PCT	G	PO	A	E	TC	DP
P	1.000	115	8	8	9	17	1

BUTTREY'S CAREER HIGHS

	SEASON		GAME
Wins	6 — 2019	SO	3 — 8 times; last, 8/30/19 vs. BOS
Losses	7 — 2019	IP	2.2 — 4/24/19 vs. NYY
ERA	3.98 — 2019	R	5 — 9/22/18 at HOU
IP	72.1 — 2019	ER	4 — Twice; last, 9/5/19 at OAK
SO	84 — 2019	BB	3 — 9/5/19 at OAK
		H	4 — 9/15/19 vs. TB



RHP



GRIFFIN CANNING

#47

BORN: MAY 11, 1996

OPENING DAY AGE: 25

BIRTHPLACE: MISSION VIEJO, CA

RESIDES: COTO DE CAZA, CA

MLB SERVICE: 2 YEARS, 75 DAYS

ACQUIRED: SELECTED IN SECOND ROUND OF 2017 FIRST-YEAR PLAYER DRAFT

SIGNED THRU: 2022; UNDER CLUB CONTROL; 1/3 OPTIONS USED

HEIGHT: 6-2 **WEIGHT:** 180 **BATS:** R **THROWS:** R

CANNING'S LIFETIME PITCHING RECORD

Year	Club	W-L	ERA	G	GS	CG	GF	SHO	SV	IP	H	R	ER	HR	HB	BB	IBB	SO	WP	BK	BAA
2018—	Inland Empire	0-0	0.00	2	2	0	0	0	0	8.2	4	0	0	0	1	3	0	12	0	0	.133
	Mobile	1-0	1.97	10	10	0	0	0	0	45.2	27	11	10	2	1	19	0	49	4	0	.170
	Salt Lake	3-3	5.49	13	13	0	0	0	0	59	68	36	36	6	4	22	0	64	2	0	.294
2019—	Salt Lake	1-0	0.56	3	3	0	0	0	0	16	13	2	1	0	0	2	0	17	1	0	.224
	LAA	5-6	4.58	18	17	0	1	0	0	90.1	80	46	46	14	8	30	0	96	9	1	.235
2020—	LAA	2-3	3.99	11	11	0	0	0	0	56.1	54	29	25	8	1	23	0	56	5	0	.257
2021—	LAA	5-4	5.60	14	13	0	0	0	0	62.2	65	41	39	14	1	28	0	62	3	0	.264
	Salt Lake	0-0	27.00	1	1	0	0	0	0	2.0	3	6	6	1	1	5	0	4	0	0	.333
MAJOR TOTALS		12-13	4.73	43	41	0	1	0	0	209.1	199	116	110	36	10	81	0	214	17	1	.250
MINOR TOTALS		5-3	3.63	29	29	0	0	0	0	131.1	115	55	53	9	7	51	0	146	7	0	.236

Disabling Injuries: 2019 — Right elbow inflammation; disabled Aug. 23 (retro to Aug. 20) - end of season
Right elbow inflammation; disabled Aug. 4 (retro to Aug. 1) - Aug. 13

2021 SEASON

- ◆ Made **Angels** Opening Day roster for second consecutive season and totaled 14 pitching appearances (13 starts).
- ◆ Angels averaged 7.91 runs of support per nine innings while Canning was on the mound, which was fourth-highest total among Major League starters (min. 50 IP).
- ◆ In month of May, went 3-1 with a 3.60 ERA (25 IP - 10 ER) and 28 strikeouts in five starts.
- ◆ Relief appearance on April 20 was the second of his career (earned win after entering game in relief of Shohei Ohtani in 5th inning).
- ◆ Played final two innings of game vs. Giants on June 23 in left field after entering in top of 12th inning...Marked first career appearance at a position other than pitcher...Recorded first career sacrifice hit in plate appearance in bottom of 12th.
- ◆ Optioned to Triple-A **Salt Lake**, July 3, and made one start for Bees before being placed on minor league injured list.
- ◆ Missed final two months of season with a low back stress fracture.

CAREER HIGHLIGHTS

- ◆ Won 2020 American League Gold Glove Award at pitcher.
- ◆ 214 career strikeouts are second-most in Angels history through a pitcher's first 43 career games (only Shohei Ohtani has more - 222 strikeouts through 35 games).
- ◆ Made Major League debut April 30, 2019 vs. Toronto...Angels second round pick in 2017 First-Year Player Draft out of UCLA.

MAJOR LEAGUE SUMMARY

2020

- ◆ In second Major League season with **Angels**, won 2020 American League Rawlings Gold Glove Award at pitcher... Second Angels pitcher to win the award, joining Mark Langston, who won five straight (1991-95)...At age-24, became second-youngest Angels player to win a Gold Glove (1B Jim Spencer -22 years old in 1970).
- ◆ Allowed three-or-fewer runs in eight off 11 starts and ranked third on Angels staff in innings pitched (56.1) and strikeouts (56).
- ◆ Set career high with 10 strikeouts in final start of regular season, Sept. 22 at San Diego.

CANNING



- ◆ Finished year with 152 career strikeouts, which are second-most in Angels history through a pitcher's first 29 career games (one shy of Jered Weaver's Club record 153 strikeouts).
- ◆ Held opponents to a .182 (10/55) average against his curveball.
- ◆ Was one of eight A.L. pitchers with multiple pickoffs.

2019

- ◆ Began season with Triple-A **Salt Lake**, making three starts and allowing one earned run in 16 innings pitched (0.56 ERA) before receiving promotion to make Major League debut with **Angels**, April 30.
- ◆ With his debut, became first Angels draft pick to make MLB debut as starting pitcher with team since Garrett Richards (Aug. 10, 2011 at NYY)...Also became first player drafted by Billy Eppler as Angels general manager to reach the Majors and third player selected in the 2017 First-Year Player Draft to reach Majors, following: Kyle Wright (Braves – 5th overall pick) and Nick Margenivius (Padres – 7th round).
- ◆ Set Angels record with 69 strikeouts through his first 12 career Major League games, breaking previous mark of 65 by Jered Weaver...Also broke Weaver's record with 77 strikeouts through 14 career games.
- ◆ Recorded 5+ strikeouts in each of first nine career games before having streak snapped June 21 at St. Louis... Became one of four players in A.L. history with 5+ strikeouts in each of his first nine career games, joining Masahiro Tanaka (first 11 games in 2014), Herb Score (first 10 games in 1955) and Orlando "El Duque" Hernandez (first nine games in 1998).
- ◆ Held opponents to a .184 average (9/49) against his curveball...Also kept opposing hitters to a .167 (22/132) average during first time through batting order in a game.
- ◆ Opponents swung and missed on 32.2% of swings, which was seventh highest rate in A.L. (min. 80 IP).

NOTABLE MINOR LEAGUE AWARDS AND HONORS

- ◆ **2018** Angels Organizational All-Star...Southern League Mid-Season All-Star (April & July)...Angels Minor League Pitcher of the Month (May).

CAREER TRANSACTIONS

- ◆ June 7, 2014...Selected by **Rockies** in 38th round of First-Year Player Draft (did not sign).
- ◆ June 12, 2017...Selected by **Angels** in second round of First-Year Player Draft (signed June 16, 2017).

PERSONAL/MISC

- ◆ Griffin Alexander Canning...On Twitter: @griffin_canning.
- ◆ Originally signed by Angels scout Ben Diggins.
- ◆ Visited patients and their families at CHOC Children's in July 2019 alongside teammates Michael Hermosillo and Matt Thaiss.
- ◆ Selected as Angels' #2 prospect entering 2019 by *Baseball America* and the top pitching prospect in Halos organization...Also selected as having Best Slider in Angels system.
- ◆ Was starting pitcher in two combined no-hitters for Double-A **Mobile** in 2018...Pitched five no-hit innings Apr. 28 at Montgomery to combine with Matt Custred (3 IP) and Ryan Clark (1 IP) for Mobile's first no-hitter since 2013... Tossed 4.1 no-hit innings May 14 vs. Birmingham and combined with Greg Mahle (1.2 IP), Adrian Almeida (1.2 IP) and Ryan Clark (1.1 IP) for BayBears second no-hitter of season.
- ◆ After being drafted in June 2017, spent that summer at Angels minor league facility in Tempe, working on strength and conditioning.
- ◆ Since his days in youth travel ball, has written the initials "JRH" (Jeffrey Robert Hayek) on back of mound before each start...Jeffrey was the grandson of Canning's godmother (Diana) who suddenly passed away at age 10 from a blood clot in his brain in 2007... Although Griffin and Jeffrey never met, they both loved baseball and shared a connection through Diana.
- ◆ During final season at UCLA, led Pac-12 Conference in strikeouts (140) and innings pitched (119) and ranked third in ERA (2.34) and fourth in batting average against (.213)...Tabbed as a Collegiate Baseball All-American second team honoree and was selected to All-Pac-12 team...Named a 2017 Golden Spikes Award semifinalist.
- ◆ Attended Santa Margarita Catholic High School in Rancho Santa Margarita, CA.
- ◆ Off the field hobbies include hiking, surfing and photography.



MAJOR LEAGUE HITTING TOTALS

	AVG	AB	R	H	2B	3B	HR	RBI	SH	SF	HBP	BB	IBB	SO	SB	CS	GDP	SLG	OBP
CAREER	.000	2	0	0	0	0	0	0	1	0	0	0	0	1	0	0	0	.000	.000

CAREER FIELDING

POS	PCT	G	PO	A	E	TC	DP
P	.923	43	20	28	4	52	2
OF	—	1	0	0	0	0	0

CANNING'S CAREER HIGHS

	SEASON		GAME
Wins	5 — 2021 & 2019	SO	10 — 9/22/20 at SD
Losses	6 — 2019	IP	8.0 — 8/30/20 vs. SEA
ERA	3.99 — 2019	R & ER	6 — 3 times; last, 7/2/21 vs. BAL
IP	90.1 — 2019	BB	6 — Twice; last, 8/7/20 at TEX
SO	96 — 2019	H	7 — 3 times; last, 7/4/19 at TEX
Win Streak	2 — Twice; last, 5/1-5/7/2021		



CANNING

RHP



COOPER CRISWELL

#56

BORN: JULY 24, 1996
BIRTHPLACE: CARROLTON, GA
MLB SERVICE: 4 DAYS

OPENING DAY AGE: 25
RESIDES: CARROLTON, GA

ACQUIRED: SELECTED IN 13TH ROUND OF 2018 FIRST-YEAR PLAYER DRAFT
SIGNED THRU: 2022; UNDER CLUB CONTROL; 1/3 OPTIONS USED

HEIGHT: 6-6 **WEIGHT:** 200 **BATS:** R **THROWS:** R

CRISWELL'S LIFETIME PITCHING RECORD

Year	Club	W-L	ERA	G	GS	CG	GF	SHO	SV	IP	H	R	ER	HR	HB	BB	IBB	SO	WP	BK	BAA
2018—										DID NOT PLAY											
2019—	Inland Empire	4-8	4.60	25	21	0	0	0	0	117.1	133	69	60	10	10	35	0	111	12	0	.289
2020—										DID NOT PLAY - No Minor League Season											
2021—	Rocket City	6-4	3.71	12	12	1	0	0	0	70.1	68	33	29	9	4	8	0	85	4	1	.245
	Salt Lake	3-5	6.51	9	9	0	0	0	0	47.0	57	35	34	8	9	12	0	43	2	1	.302
	LAA	0-1	20.25	1	1	0	0	0	0	1.1	6	3	3	0	0	0	0	0	0	0	.600
	MAJOR TOTALS	0-1	20.25	1	1	0	0	0	0	1.1	6	3	3	0	0	0	0	0	0	0	.600
	MINOR TOTALS	13-17	4.72	46	42	1	0	0	0	234.2	258	137	123	27	23	55	0	239	18	2	.279

2021 SEASON

- ◆ Started season with Double-A **Rocket City**, where he made 12 starts, going 6-4 with a 3.71 ERA (70.1 IP - 39 ER) with 85 strikeouts and just eight walks.
- ◆ Won four consecutive starts for Trash Pandas from June 16 - July 3, going 4-0 with a 2.30 ERA (27.1 IP - 7 ER) with 34 strikeouts and two walks.
- ◆ Earned Double-A South Pitcher of the Week honors for June 14-20...Tossing 6.2 scoreless innings on June 16 vs. Biloxi with three hits allowed, no walks and a minor league career high 14 strikeouts.
- ◆ Promoted to Triple-A **Salt Lake** on July 31 and made four starts for Bees, going 2-1 with a 3.98 ERA (20.1 IP - 9 ER) before having contract selected by **Angels** on Aug. 27.
- ◆ Made Major League debut Aug. 27 with start vs. San Diego (L; 1.1 IP, 6 H, 3 ER, 0 BB, 0 SO)...At time of promotion was rated by *MLB.com* as the #29 overall prospect in the Angels organization and the #15 pitcher.
- ◆ Was optioned back to Salt Lake following the start for Angels and made final five starts of year for Bees.

NOTABLE MINOR LEAGUE AWARDS AND HONORS

- ◆ **2021** Double-A South Pitcher of the Week (June 14-20)

CAREER TRANSACTIONS

- ◆ June 6, 2018...Selected by **Angels** in seventh round of 2018 First-Year Player Draft (signed June 12, 2018).

PERSONAL/MISC

- ◆ Cooper Timothy Criswell...On Twitter: @criswell_cooper.
- ◆ Was not selected to Angels Player Pool during 2020 season.
- ◆ Pitched junior season of college at University of North Carolina at Chapel Hill and earned save in Tar Heels opening game of 2018 College World Series vs. Oregon State...Pitched to a 2.99 ERA (75.1 IP - 25 ER) with 86 strikeouts in 26 games (nine starts) for UNC.
- ◆ Began collegiate career at Southern Union State Community College (Wadley, AL)...Went 10-1 during his sophomore season with six complete games.
- ◆ Graduate of Carrollton HS (Carrollton, GA) where he was an Honor Roll student and won 2014 baseball state championship...Named All-Region and All-State First Team as a junior...Missed senior season due to injury.
- ◆ Father, Tim Criswell, was drafted by Dodgers in third round of 1983 Draft out of Georgia Perimeter College and played five minor league seasons in Dodgers and Braves organizations...Tim began career as a pitcher totaling 34 minor league games (12 starts) on the mound before primarily playing catcher his final three seasons...Tim also played college basketball and is a long-time high school basketball coach in Georgia.
- ◆ Originally signed by Angels scout Chris McAlpin.

CAREER FIELDING

POS	PCT	G	PO	A	E	TC	DP
P	---	1	0	0	0	0	0



RHP



DAVIS DANIEL

#78

BORN: JUNE 11, 1997
BIRTHPLACE: ATLANTA, GA
ACQUIRED: SELECTED IN SEVENTH ROUND OF 2019 FIRST-YEAR PLAYER DRAFT
SIGNED THRU: 2022; UNDER CLUB CONTROL; 0/3 OPTIONS USED

OPENING DAY AGE: 24
RESIDES: MONTGOMERY, AL

HEIGHT: 6-1 WEIGHT: 190 BATS: R THROWS: R

NON-ROSTER INVITEE

DANIEL'S LIFETIME PITCHING RECORD

Year	Club	W-L	ERA	G	GS	CG	GF	SHO	SV	IP	H	R	ER	HR	HB	BB	IBB	SO	WP	BK	BAA	
2019—																						
2020—																						
2021—	Tri-City	3-2	2.31	9	9	0	0	0	0	46.2	26	12	12	4	2	20	0	64	0	0	.163	
	Rocket City	1-3	2.68	9	9	0	0	0	0	47.0	39	15	14	4	5	8	0	66	1	1	.222	
	Salt Lake	0-2	10.29	5	4	0	0	0	0	21.0	37	25	24	7	1	6	1	24	1	0	.381	
	MINOR TOTALS	4-7	3.92	23	22	0	0	0	0	114.2	102	52	50	15	8	34	1	154	2	1	.236	

2021 SEASON

- ◆ Made professional debut with High-A **Tri-City** May 9 vs. Vancouver...Marked first time pitching in a regular season game since starting Auburn University's Opening Night game in 2019, when he suffered an elbow injury after 2.0 innings pitched that would require Tommy John surgery.
- ◆ Honored as High-A West Pitcher of the Month for June after going 3-0 with a 1.29 ERA (28 IP - 4 ER) and 39 strikeouts in five starts for Dust Devils...Also won High-A West Pitcher of the Week for June 7-13 and June 21-27.
- ◆ Promoted to Double-A **Rocket City** in July and made nine starts for Trash Pandas before finishing year with four starts for Triple-A **Salt Lake**.
- ◆ Named and *MiLB.com* Organization All-Star and was rated by *Baseball America* as Angels #18 prospect in midseason rankings.

CAREER HIGHLIGHTS

- ◆ Named a 2021 Angels *MiLB.com* Organization All-Star...Was High-A West Pitcher of the Month for June 2021.
- ◆ Participated in Angels Fall Instructional League following 2020 season.
- ◆ With Auburn, pitched 5.1 scoreless innings and took no-decision in Game 3 of 2018 Gainesville Super Regionals at Florida (Gators would win 3-2 in 11 innings).
- ◆ Played in Cape Cod League for Brewster Whitecaps during summer 2017 and for Chatham Anglers in summer 2018.

CAREER TRANSACTIONS

- ◆ June 11, 2016...Selected by **Cubs** in 34th round of First-Year Player Draft (did not sign).
- ◆ June 6, 2018...Selected by **Brewers** in 11th round of First-Year Player Draft (did not sign).
- ◆ June 4, 2019...Selected by **Angels** in seventh round of First-Year Player Draft (signed June 27, 2019 by Angels scout Todd Hogan).

PERSONAL/MISC

- ◆ Robert Davis Daniel...On Twitter: @Davis_Daniel13.
- ◆ 2022 marks second consecutive season as a non-roster invitee to Angels Major League Spring Training.
- ◆ Did not get selected to Angels Player Pool for 2020 season.
- ◆ Underwent Tommy John surgery during final season at Auburn University (surgery performed by Dr. James Andrews in Pensacola, FL, Apr. 26, 2019)...Rehabbed at Angels minor league facilities in Tempe after being selected in seventh round of 2019 Draft.
- ◆ Played three collegiate seasons at Auburn, where he studied business...Despite being sidelined with elbow injury, was able to travel with team to Omaha for Auburn's first College World Series appearance since 1997.
- ◆ Named to Spring SEC Academic Honor Roll in 2019.
- ◆ Graduated from St. James HS (Montgomery, AL)...Had an 11-1 record with a 0.70 ERA as a senior and also set school record with 137 strikeouts in 70 innings...Was ranked by *Perfect Game* as top RHP in state of Alabama.

DANIEL





BRENDON DAVIS

#75

BORN: JULY 28, 1997
BIRTHPLACE: LAKEWOOD, CA

OPENING DAY AGE: 24
RESIDES: PEORIA, AZ

ACQUIRED: FROM TEXAS IN AAA RULE 5 DRAFT, DEC. 10, 2020
SIGNED THRU: 2022; UNDER CLUB CONTROL; 0/3 OPTIONS USED

HEIGHT: 6-4 **WEIGHT:** 185 **BATS:** R **THROWS:** R

DAVIS' LIFETIME PLAYING RECORD

Year	Club	AVG	G	AB	R	H	2B	3B	HR	RBI	SH	SF	HBP	BB	IBB	SO	SB	CS	GDP	SLG	OBP	E
2015	Dodgers (AZL)	.278	23	90	14	25	2	1	0	14	0	0	0	4	0	26	2	0	2	.322	.309	3
	Ogden	.167	7	24	5	4	1	0	1	3	0	1	0	2	0	8	0	0	2	.333	.222	1
2016	Great Lakes	.241	109	398	51	96	18	2	5	49	2	4	3	29	0	118	8	3	10	.334	.629	21
	Great Lakes	.245	86	310	39	76	19	3	8	35	0	2	8	47	1	107	3	7	9	.403	.357	18
2017	Rancho Cucu.	.200	8	30	2	6	3	0	1	8	0	0	0	3	0	13	0	0	1	.400	.273	0
	Hickory	.182	25	77	8	14	1	0	2	6	0	0	1	12	0	28	0	0	2	.273	.300	7
2018	Down East	.254	117	406	49	103	23	2	6	40	2	4	5	46	0	105	6	2	9	.365	.334	22
2019	Frisco	.202	109	346	38	70	13	1	3	35	0	5	7	42	0	113	0	3	7	.272	.298	13
<i>DID NOT PLAY - No Minor League Season</i>																						
2021	Tri-City	.280	63	254	41	71	17	3	14	40	0	4	5	19	0	75	9	3	6	.535	.337	11
	Rocket City	.268	30	112	25	30	4	1	8	18	0	1	0	18	0	34	4	0	1	.536	.366	2
	Salt Lake	.333	31	117	25	39	8	2	8	25	0	0	5	10	0	28	3	1	3	.641	.409	2
MINOR TOTALS		.247	608	2164	297	534	109	15	56	273	4	21	34	232	1	655	35	19	52	.389	.326	100

2021 SEASON

- ◆ Joined the **Angels** organization prior to the season after being selected in the AAA phase of the Rule 5 draft... Appeared at three different minor league levels batting a combined .290 (140/483) with 29 doubles, six triples, 30 home runs and 83 RBI...Led all Angels farmhands in home runs, runs scored, extra-base hits and total bases and ranked second in RBI and doubles...Tabbed as an MiLB.com Organizational All-Star following the season...Added to the 40-man roster during the offseason.
- ◆ Began the season with Single-A **Tri-City**...Named the High-A West Player of the Week twice: May 30 and July 4...Promoted to Double-A **Rocket City** July 20 where 13 of 25 hits went for extra bases (4 doubles, a triple, eight home runs)...Promoted to **Salt Lake** Aug. 25...From the time of his promotion to the end of the season, paced the Bees in average (.333), home runs (8), RBI (25), runs (25), total bases (75) and OPS (1.050)...Ranked in the Triple-A West Top-10 of in several offensive categories during that span including, total bases (3rd), runs (T4th), OPS (5th) hits (6th) and doubles (T9th).

MAJOR IMPACT IN THE MINORS

Davis' 2021 rankings among Angels minor leaguers

Category	Total	Place
Hits	140	2nd
Runs	91	1st
Home Runs	30	1st
RBI	83	2nd
Doubles	29	2nd
Triples	6	3rd
Walks	47	7th
Extra Base Hits	65	1st
Total Bases	271	1st

NOTABLE MINOR LEAGUE AWARDS AND HONORS

- ◆ **2021** MiLB Organizational All-Star...High-A West Player of the Week (May 30)...High-A West Player of the Week (July 4)
- ◆ **2017** Midwest League Mid-Season All-Star

CAREER TRANSACTIONS

- ◆ June 9, 2015...Selected by the **Dodgers** in the fifth round of the First-Year Player Draft.
- ◆ July 31, 2017...Traded by the **Dodgers** with INF Willie Calhoun, RHP A.J. Alexy to the **Rangers** for RHP Yu Darvish.
- ◆ Dec. 10, 2020...Selected by the **Angels** from the **Rangers** during the AAA Rule 5 Draft.



PERSONAL/MISC

- ◆ Prepped at Lakewood HS in Lakewood, CA (17 miles from Angel Stadium)...Received California All-Region first-team honors following 2014 season...Missed senior campaign due to broken arm...Injury sustained in the offseason.
- ◆ Bypassed scholarship to Cal State Fullerton after being selected by the Dodgers.
- ◆ Father, Gary, played basketball at Cal State Fullerton...Gary went on to become a police officer for over 25 years.
- ◆ Originally signed by Dodgers scout Bobby Darwin.



DAVIS





REID DETMERS

#48

BORN: JULY 8, 1999
BIRTHPLACE: NOKOMIS, IL
MLB SERVICE: 64 DAYS
ACQUIRED: SELECTED IN FIRST ROUND (10TH OVERALL) OF 2020 FIRST-YEAR PLAYER DRAFT
SIGNED THRU: 2021; UNDER CLUB CONTROL; 0/3 OPTIONS USED

OPENING DAY AGE: 22
RESIDES: CHATHAM, IL

HEIGHT: 6-2 **WEIGHT:** 210 **BATS:** L **THROWS:** L

DETMERS' LIFETIME PITCHING RECORD

Year	Club	W-L	ERA	G	GS	CG	GF	SHO	SV	IP	H	R	ER	HR	HB	BB	IBB	SO	WP	BK	BAA
2020—LAA <i>DID NOT PLAY — Participated at Angels Alternate Training Site</i>																					
2021	Rocket City	2-4	3.50	12	12	0	0	0	0	54.0	45	24	21	10	1	18	0	97	3	0	.223
	Salt Lake	1-0	1.13	2	2	0	0	0	0	8.0	7	1	1	0	1	1	0	11	1	0	.233
	LAA	1-3	7.40	5	5	0	0	0	0	20.2	26	17	17	5	2	11	1	19	1	0	.295
MAJOR TOTALS		1-3	7.40	5	5	0	0	0	0	20.2	26	17	17	5	2	11	1	19	1	0	.295
MINOR TOTALS		3-4	3.19	14	14	0	0	0	0	62.0	52	25	22	10	2	19	0	108	4	0	.224

Disabling Injuries: 2021 — Disabled Aug. 25 - Sept. 23

2021 SEASON

- ◆ Began season with Double-A **Rocket City** and was ranked by *Baseball America* as Angels #4 prospect (#2 pitching prospect).
- ◆ Was Opening Day starter in Trash Pandas inaugural game, May 5 at Chattanooga.
- ◆ Set minor league career high with 16 strikeouts June 26 at Chattanooga across 6.0 innings pitched...The 16 strikeouts were the highest single game total for any Angels minor leaguer since at least 2006 and were the most for any Double-A pitcher since Jesse Biddle had 16 SO on April 22, 2013 for Reading (PHI).
- ◆ On June 20, in Game 1 of doubleheader vs. Biloxi, opened the game by striking out the side on nine pitches in the 1st inning...Finished the game with 14 strikeouts in 6.0 innings pitched.
- ◆ Totaled 12 games for Rocket City before moving to Triple-A July 22...At time of his promotion, his 97 strikeouts led Double-A South and were the most among all Angels farmhands.
- ◆ Had one start for **Salt Lake** and tossed 6.0 scoreless innings vs. Las Vegas before Major League call-up.
- ◆ Made Major League debut with **Angels** with start on Aug. 1 vs. Oakland.
- ◆ Earned first career Major League win Aug. 15 vs. Houston after tossing 6.0 innings and allowing one earned runs on three hits with two walks and six strikeouts; marked first career quality start.
- ◆ Missed 25 games on injured list from Aug. 25 - Sept. 23...Was optioned to Salt Lake following return from IL and made one start for Bees before returning to Majors to start Angels final game of regular season.

NOTABLE MINOR LEAGUE AWARDS AND HONORS

- ◆ 2021 Futures Game Selection

CAREER TRANSACTIONS

- ◆ June 14, 2017...Selected by **Braves** in 32nd round of First-Year Player Draft (did not sign).
- ◆ June 10, 2020...Selected by **Angels** in first round (10th overall) of First-Year Player Draft (signed June 28, 2020 by Angels scout John Burden).

PERSONAL/MISC

- ◆ Reid Kristien Detmers...On Twitter: @RDetmers.
- ◆ After signing with Angels, June 28, 2020, was part of Player Pool and spent 2020 season at Alternate Training Site in Long Beach...Did not appear in a game for Angels.
- ◆ Played three collegiate seasons at University of Louisville, where he majored in sport administration...Selected as All-American in 2019 and 2020...In 2019 was named ACC Pitcher of the Year, All-ACC First Team and was a semifinalist for Golden Spikes Award and Dick Howser Award...Set Louisville's single-season strikeout record in 2019 with 167 and tied program record for wins (13).



- ◆ Prior to being drafted, played abbreviated junior season at University of Louisville going 3-0 with a 1.23 ERA (22 IP – 3 ER) while leading ACC with 48 strikeouts across his four starts...Struck out 10+ batters in three of four outings, including a 15-strikeout performance in final start of the season at Wake Forest before season was shut down.
- ◆ Graduated from Glenwood HS (Chatham, IL), where he played final prep season and finished senior season with a 9-2 record, 1.87 ERA and 153 strikeouts...Named to All-State First Team.
- ◆ Played first three high school seasons at Nokomis HS (Nokomis, IL)...Received All-Conference honors all four years of high school.
- ◆ Grew up as a St. Louis Cardinals fan...Favorite football team is Chicago Bears...Favorite movies are The Sandlot and Major League.
- ◆ Father, Kris Detmers, played six seasons in minors as a left-handed pitcher after being drafted in the 22nd round of 1993 draft by St. Louis...Grandfather played college football.

MAJOR LEAGUE HITTING TOTALS

	AVG	AB	R	H	2B	3B	HR	RBI	SH	SF	HBP	BB	IBB	SO	SB	CS	GDP	SLG	OBP
CAREER	.000	1	0	0	0	0	0	0	0	0	0	1	0	1	0	0	0	.000	.500

CAREER FIELDING

POS	PCT	G	PO	A	E	TC	DP
P	1.000	5	0	2	0	2	0



DETMERS





JHONATHAN DIAZ

#74

BORN: SEPT. 13, 1996

OPENING DAY AGE: 25

BIRTHPLACE: VALENCIA, VZ

RESIDES: VALENCIA, VZ

MLB SERVICE: 17 DAYS

ACQUIRED: SIGNED AS MINOR LEAGUE FREE AGENT, NOV. 17, 2020

SIGNED THRU: 2022; UNDER CLUB CONTROL; 0/3 OPTIONS USED

HEIGHT: 6-0 **WEIGHT:** 170 **BATS:** L **THROWS:** L

DIAZ'S LIFETIME PITCHING RECORD

Year	Club	W-L	ERA	G	GS	CG	GF	SHO	SV	IP	H	R	ER	HR	HB	BB	IBB	SO	WP	BK	BAA
2014	— Red Sox (DSL)	6-2	1.63	14	14	0	0	0	0	66.1	46	15	12	1	3	16	0	54	8	0	.197
2015—																					
<i>DID NOT PLAY</i>																					
2016	— Red Sox (GCL)	4-4	2.85	13	12	0	0	0	0	60.0	52	28	19	2	4	18	0	57	5	0	.235
2017	— Greenville	6-6	4.57	18	18	0	0	0	0	88.2	101	57	45	4	8	28	0	80	4	0	.289
2018	— Greenville	11-8	3.00	26	26	1	0	0	0	153.0	123	60	51	6	16	39	0	147	12	0	.223
	— Salem	0-1	6.23	1	1	0	0	0	0	4.1	7	3	3	1	1	2	0	4	0	0	.368
2019	— Salem	9-8	3.86	27	27	0	0	0	0	128.1	121	63	55	6	19	54	0	118	10	0	.249
2020—																					
<i>DID NOT PLAY - No Minor League Season</i>																					
2021	— Rocket City	5-3	3.98	13	9	1	1	0	0	61.0	50	27	27	5	13	12	0	78	3	0	.223
	— Salt Lake	0-3	4.11	3	3	0	0	0	0	15.1	15	7	7	0	4	8	0	14	0	0	.250
	— LAA	1-0	4.15	3	2	0	1	0	0	13.0	11	6	6	1	1	7	0	9	0	0	.220
MAJOR TOTALS		1-0	4.15	3	2	0	1	0	0	13.0	11	6	6	1	1	7	0	9	0	0	.220
MINOR TOTALS		41-35	3.42	115	110	2	1	0	0	577.0	515	260	219	25	68	177	0	552	42	0	.240

2021 SEASON

- ◆ Started season with Double-A **Rocket City**, where he totaled 13 appearances (nine starts) for the Trash Pandas, going 5-3 with a 3.98 ERA (61 IP - 27 ER) and 78 strikeouts...Pitched 4.0 innings in relief in the first ever game in franchise history on May 5 at Chattanooga.
- ◆ Earned complete game victory for Rocket City on July 29 vs. Birmingham.
- ◆ Promoted to Triple-A **Salt Lake** on Aug. 26, totaling three starts for Bees before receiving Major League call-up.
- ◆ Had contract selected by **Angels** on Sept. 17 and made Major League debut that night with start vs. Oakland (ND; 1.2 IP, 2 H, 2 ER, 4 BB, 2 SO)...Recorded first Major League strikeout vs. Chad Pinder in 1st inning.
- ◆ Earned first Major League win in relief, Sept. 25 vs. Seattle at Angel Stadium, after tossing 7.0 innings and allowing one earned run on three hits with one walk and four strikeouts; marked longest traditional relief appearance for any Angels pitcher since Vern Ruhle on Aug. 3, 1986 vs. Seattle.

NOTABLE MINOR LEAGUE AWARDS AND HONORS

- ◆ **2018** *MiLB.com* Organization All-Star.

CAREER TRANSACTIONS

- ◆ July 2, 2013...Signed by **Red Sox** as international free agent.
- ◆ Nov. 17, 2020...Signed by **Angels** as minor league free agent.

PERSONAL/MISC

- ◆ Jhonathan Alexander Diaz.
- ◆ Pitched in Venezuelan Winter League for Leones del Caracas during 2021-22 offseason.
- ◆ Was not selected to Red Sox Player Pool during 2020 season.
- ◆ Among Boston minor leaguers in 2019, ranked tied for first in starts, second in wins, fifth in opponent batting average (.249), sixth in strikeouts, seventh in ERA and eighth in innings pitched and WHIP (1.36).
- ◆ Represented Red Sox in 2019 Arizona Fall League and pitched in eight games (10.1 IP) for the Peoria Javelinas.
- ◆ In 2018, led all Boston minor leaguers in innings pitched and was second in strikeouts.
- ◆ Missed entire 2015 season with a knee injury.
- ◆ Originally signed by Red Sox scouts Eddie Romero and Angel Escobar.

CAREER FIELDING

POS	PCT	G	PO	A	E	TC	DP
P	1.000	3	1	2	0	3	1



MATT DUFFY

#5

BORN: JAN. 15, 1991
BIRTHPLACE: LONG BEACH, CA
MLB SERVICE: 6 YEARS, 159 DAYS

OPENING DAY AGE: 31
RESIDES: PEORIA, AZ

ACQUIRED: SIGNED AS A MAJOR LEAGUE FREE AGENT MAR. 16, 2022
SIGNED THRU: 2022; SIGNED ONE-YEAR CONTRACT, MAR. 16, 2022

HEIGHT: 6-2 **WEIGHT:** 190 **BATS:** R **THROWS:** R

DUFFY'S LIFETIME PLAYING RECORD

Year	Club	AVG	G	AB	R	H	2B	3B	HR	RBI	SH	SF	HP	BB	IBB	SO	SB	CS	GDP	SLG	OBP	E
2012	Salem-Keizer	.247	47	182	31	45	4	0	1	16	0	1	7	26	0	22	10	1	7	.286	.361	13
2013	Augusta	.307	78	287	48	88	14	3	4	43	3	1	3	45	1	41	22	6	7	.418	.405	11
	San Jose	.292	26	106	17	31	6	1	5	14	1	0	1	7	0	16	3	1	2	.509	.342	3
2014	Richmond	.332★	97	367	53	122	24	4	3	62	0	6	2	42	2	66	20	4	8	.444	.398	15
	SAN FRANCISCO	.267	34	60	5	16	2	0	0	8	1	0	2	1	0	14	0	1	1	.300	.302	2
2015	SAN FRANCISCO	.295	149	573	77	169	28	6	12	77	2	2	5	30	0	96	12	0	22	.428	.334	14
2016	SAN FRANCISCO	.253	70	257	32	65	11	2	4	21	2	3	4	20	0	40	8	4	9	.358	.313	5
	Sacramento (1)	.333	2	6	2	2	1	0	0	1	0	0	0	1	0	1	0	0	0	.500	.429	0
	Charlotte (1)	.500	2	6	0	3	1	0	0	1	0	0	0	0	0	0	0	0	0	.667	.500	0
	Durham (1)	.182	3	11	0	2	0	0	0	0	0	0	0	1	0	2	0	0	1	.182	.250	0
	TAMPA BAY	.276	21	76	9	21	3	0	1	7	0	1	0	3	0	13	0	1	4	.355	.300	0
2017	Charlotte (1)	.250	3	8	0	2	0	0	0	0	0	0	0	0	0	0	1	0	0	.250	.250	0
2018	TAMPA BAY	.294	132	503	59	148	22	1	4	44	1	2	7	47	1	93	12	6	12	.366	.361	13
	Charlotte (1)	.667	1	3	0	2	0	0	0	1	0	0	0	0	0	0	0	0	0	.667	.667	1
2019	Charlotte (1)	.250	7	16	4	4	0	1	1	1	0	0	2	5	0	1	0	0	1	.563	.478	0
	Durham (1)	.273	9	33	4	9	1	0	1	9	0	1	1	1	0	5	0	0	1	.394	.306	0
	Rays (GCL) (1)	.250	3	8	1	2	1	0	0	1	0	0	0	0	0	1	0	0	0	.375	.250	1
	TAMPA BAY	.252	46	147	12	37	8	0	1	12	0	1	2	19	0	29	0	1	4	.327	.343	7
2020	NEW YORK (AL)	DID NOT PLAY — No Minor League Season																				
2021	CHICAGO (N.L.)	.287	97	289	45	83	12	0	5	30	0	1	7	25	0	63	8	1	16	.381	.357	5
	Iowa (1)	.313	5	16	0	5	1	0	0	1	0	1	0	2	0	4	0	0	1	.638	.368	1
MAJOR TOTALS		.283	549	1905	239	539	86	9	27	199	6	10	27	145	1	348	40	14	68	.380	.341	46
A.L. TOTALS		.284	199	726	80	206	33	1	6	63	1	4	9	69	1	135	12	8	20	.357	.351	20
N.L. TOTALS		..282	350	1179	159	333	53	8	21	136	5	6	18	76	0	213	28	6	48	.394	.334	26
MINOR TOTALS		.302	283	1049	160	317	53	9	15	150	4	10	16	130	3	160	55	12	28	.413	.384	45

★ led or tied for league lead
 (1) rehab assignment

Disabling Injuries: **2021** — Low back strain; disabled May 25 - July 23
 Disabled Apr. 13-16
2019 — Left hamstring tightness; disabled Mar. 25 - July 22
2018 — Right hamstring strain; disabled Apr. 17 - Apr. 26
2017 — Recovery from left Achilles surgery; disabled Apr. 1 - end of season
2016 — Left Achilles injury; disabled Sept. 8 - end of season
 Strained left Achilles; disabled June 20 - Aug. 10

2021 SEASON

- ◆ Totaled 97 games with **Cubs** and appeared at third base (56 G), second base (21 G), shortstop (5 G), left field (3 G), first base (2 G) and pitcher (1 G).
- ◆ Ranked second in batting average (.287) and on-base percentage (.357) amongst Cubs players with 90+ games played.
- ◆ Tallied two separate 10-plus game hitting streaks, including a career-high 13-game stretch from Sept. 19-end of the season...Hit .408 (20/49) with six doubles and six RBI during the 13-game run.
- ◆ Batted .312 (22/74) in 25 games from Apr. 21 - May 18 after beginning year hitting .091 (1/11) in his first 11 games.
- ◆ Went 3-for-5 with a double, a homer and a career high-tying five RBI on May 15 in Detroit.
- ◆ Hit safely in 39 of 52 games after Aug. 1, batting .320 (57/178) with eight doubles, four homers and 18 RBI.
- ◆ Notched his first career multi-homer game and grand slam, while recording a career-high tying five RBI on Sept. 5 vs. Pittsburgh...The two homers equaled the total HR from his previous 197 games combined dating to June 17, 2018.



CAREER SUMMARY

- ◆ Veteran of six big league seasons and was a member of Giants 2014 World Series Champion team.
- ◆ Enters 2022 with an active 13 game hit streak; third longest active streak to start the 2022 season, behind Trea Turner (19) and Starlin Castro (14).
- ◆ Finished second in BBWAA N.L. Rookie of the Year voting behind unanimous winner Kris Bryant.
- ◆ Won the 2015 Willie Mac Award, which is given to the Giants player who best exemplifies the inspiration, character and leadership that Hall of Famer Willie McCovey demonstrated...Was first ever rookie to win the award.
- ◆ Won 2015 Barney Nugent Award, given by the Giants players to the individual in his first MLB Spring Training camp whose performance best exemplifies the spirit of the club.
- ◆ Played in first MLB game with Giants on Aug. 1, 2014 against the Mets at Citi Field...Appeared in resumption of suspended game from May 22, 2014 vs. Colorado that resumed 102 days later on Sept. 2, which statistically makes his official MLB debut date as May 22, 2014.

MAJOR LEAGUE SUMMARY

2020

- ◆ Started year in **Rangers** organization after signing a minor league deal in February 2020...Was a non-roster invitee to Rangers Major League Spring Training, but was released on June 27 after the start of Summer Camp.
- ◆ Signed a minor league deal with **Yankees** the day after being released by Texas and spent entire season at New York's **Alternate Training Site** in Scranton/Wilkes-Barre, PA.

2019

- ◆ In final season with the **Rays**, was limited to just 46 games, including 41 starts at third base...Opened year on 10-day IL with a left hamstring strain.
- ◆ Had three stints on rehab assignment (May 3-6; May 13-23; July 4-23) with Single-A **Charlotte**, the Rookie League **GCL Rays** and Triple-A **Durham** before being activated on July 23.
- ◆ Batted .290 (20/69) in first 18 games with the Rays before going 3-for-39 over next 13 contests, falling to .213 on September 3...Had a .359 (14/39) average in final 15 games, including season-best seven-game hitting streak, September 17-28.
- ◆ Tied career high with four hits, August 12 at San Diego.
- ◆ Homered on Sept. 28 at Toronto, his first long ball since June 16, 2018 at Yankees and snapping a career-long homerless drought at 427 at-bats, the longest active span in MLB.

2018

- ◆ With **Rays**, ranked 12th among A.L. qualifiers in batting average (.294) while setting career marks for walks (47), steals (12-tied) and on-base percentage (.361)...Started 121 games at third base and five at DH.
- ◆ Was batting above .300 as late as September 20, but went 1-for-13 in last five games.
- ◆ Of 148 hits, just 27 (18.2%) went for extra bases, lowest in the Majors and third-lowest in Tampa Bay history.
- ◆ Was Tampa Bay's Opening Day third baseman on Mar. 29 vs. Boston, his first MLB game since Sept. 5, 2016 vs. Baltimore.
- ◆ Had a career-best four hits, Apr. 28 at Boston...Had first career leadoff homer, June 14 vs. Yankees.

2017

- ◆ Missed nearly entire season recovering from heel surgery and with left Achilles issues.
- ◆ Spent year on **Rays** 10-day DL, and played in three games on rehab assignment at Adv.-A **Charlotte** in mid-May, but experience renewed soreness in left Achilles and did not play again in the regular season.
- ◆ Had calcium deposit removed from left heel by Dr. Bob Anderson on June 21.
- ◆ Appeared in instructional league games at the end of September.

2016

- ◆ Combined to bat .258 (86/333) with five homers and 28 RBI in 91 games with **Giants** and **Rays**.
- ◆ Started 66 games at third with the Giants...Had a homer and four RBI in season opener on April 4 at Milwaukee.
- ◆ Was placed on 15-day DL on June 21 with a strained left Achilles, ending MLB's longest active consecutive games streak at 188.
- ◆ Was traded to Tampa Bay on August 1 (as part of deal for LHP Matt Moore) while on the DL and activated on August 12...Took over as Rays regular shortstop, starting 18 games without an error in 55 total chances.
- ◆ Went back on DL Sept. 8 and had season-ending surgery on his left heel the following day...Dr. Bob Anderson removed the bursa from the heel and debrided (cleaned) the bone abnormality.

2015

- ◆ In his first full MLB season with **Giants**, ranked among N.L. leaders in triples (6, tied 8th), hits (169, 12th) and batting average (.295, 14th)...Set career marks for games (149), runs (77), doubles (28), homers (12) and RBI (77).
- ◆ Finished second in BBWAA N.L. Rookie of the Year voting behind unanimous winner Kris Bryant.





- ◆ Was just the third Giants rookie with at least 70 runs, 70 RBI and 10 steals, joining Orlando Cepeda (1958) and Chili Davis (1982).
- ◆ Made starts at third base (129), second base (7), first base (1), and shortstop (1), taking over at starting third base in mid-May.
- ◆ Also finished among league qualifying leaders in batting average with RISP (2nd, .366) and vs. RHP (8th, .310).
- ◆ Had 91 hits after the All-Star break, third-most in the National League.
- ◆ Ranked second among N.L. third basemen in defensive runs saved (12).
- ◆ Hit first career home run, April 15 off Colorado's Boone Logan and collected career-high five RBI, May 12 at Houston.
- ◆ Was first San Francisco rookie ever to win the Willie Mac Award (since 1980), which is given to the Giants player who best exemplifies the inspiration, character and leadership that Hall of Famer Willie McCovey demonstrated.
- ◆ Also earned the Barney Nugent Award, given by the Giants players to the individual in his first MLB Spring Training camp whose performance best exemplifies the spirit of the club.

2014

- ◆ Won the Eastern League batting title with a .332 average at Double-A **Richmond**...Was selected to the league's mid-season and postseason All-Star Teams.
- ◆ Recalled by **Giants** on Aug. 1, and got the start at second base in his MLB debut that night against the Mets at Citi Field... Singled off Jon Niese for first hit.
- ◆ Appeared in suspended game from May 22 vs. Colorado that resumed 102 days later on September 2, so statistically his official MLB debut date is May 22...At age 23, was the youngest player on the Giants active roster throughout the playoffs.

POSTSEASON SUMMARY

- ◆ Made postseason debut in **2014** with eventual World Series Champion **Giants**...Appeared in eight postseason games for San Francisco...Scored game-tying run in 9th inning of NLCS Game 2 at St. Louis...Recorded first career postseason hit with a pinch-hit single in World Series Game 4 vs. Royals LHP Jason Vargas.
- ◆ Returned to postseason in **2019** with **Rays** and started at third base in A.L. Wild Card Game vs. Oakland, singling in lone at bat...Saw action as a defensive replacement at third base in Games 2 and 4 of ALDS vs. Houston, going 2-for-4.

WILD CARD GAME TOTALS

Year	Club, Opp	AVG	G	AB	R	H	2B	3B	HR	RBI	SH	SF	HBP	BB	IBB	SO	SB	CS	GDP	SLG	OBP	E	
2014—SF, PIT																							
<i>DID NOT PLAY</i>																							
2019—TB, OAK		1.000	1	1	1	1	0	0	0	0	0	0	0	0	0	0	0	0	0	1.000	1.000	0	

DIVISION SERIES TOTALS

Year	Club, Opp	AVG	G	AB	R	H	2B	3B	HR	RBI	SH	SF	HBP	BB	IBB	SO	SB	CS	GDP	SLG	OBP	E
2014—SF, WSH		.000	4	4	0	0	0	0	0	0	0	0	0	0	0	1	0	0	0	.000	.000	0
2019—TB, HOU		.500	2	4	1	2	0	0	0	0	0	0	0	0	0	0	0	0	0	.500	.500	0
Totals		.250	6	8	1	2	0	0	0	0	0	0	0	0	0	1	0	0	0	.250	.250	0

CHAMPIONSHIP SERIES TOTALS

Year	Club, Opp	AVG	G	AB	R	H	2B	3B	HR	RBI	SH	SF	HBP	BB	IBB	SO	SB	CS	GDP	SLG	OBP	E
2014—SF, STL		.000	2	0	1	0	0	0	0	0	1	0	0	0	0	0	0	0	0	.000	.000	0

WORLD SERIES TOTALS

Year	Club, Opp	AVG	G	AB	R	H	2B	3B	HR	RBI	SH	SF	HBP	BB	IBB	SO	SB	CS	GDP	SLG	OBP	E
2014—SF, KC		.500	2	2	1	1	0	0	0	0	0	0	0	0	0	1	0	0	0	.500	.500	0

NOTABLE MINOR LEAGUE AWARDS AND HONORS

- ◆ **2014** Eastern League Mid-Season and Post-Season All-Star...MiLB.com Organization All-Star...Eastern League Player of the Week (May 12).
- ◆ **2013** South Atlantic League Mid-Season All-Star.

CAREER TRANSACTIONS

- ◆ June 5, 2012...Selected by **Giants** in 18th round of First-Year Player Draft (signed June 12, 2012).
- ◆ Aug. 1, 2016...Traded by **Giants** with INF Lucius Fox and RHP Michael Santos to **Rays** for LHP Matt Moore.
- ◆ Jan. 30, 2020...Signed with **Rangers** as minor league free agent.
- ◆ June 28, 2020...Signed with **Yankees** as minor league free agent.
- ◆ Dec. 16, 2020...Signed with **Cubs** as minor league free agent.
- ◆ Mar. 16, 2022...Signed with **Angels** to a one-year Major League contract.



PERSONAL/MISC

- ◆ Matthew Michael Duffy.
- ◆ Played three seasons at Long Beach State University.
- ◆ Was with Orleans in the Cape Cod League during the summer of 2011.
- ◆ Two-time all-state baseball selection at Lakewood HS (CA), where he graduated in 2009... Batted .409 as a junior and .380 in senior season, when Lakewood won the league championship.
- ◆ Has served on the Advisory Board of the Taylor Hooton Foundation.
- ◆ Often refers to “The Mental Keys to Hitting” by sports psychologist Harvey Dorfman.
- ◆ Despite throwing and hitting right-handed, is a natural lefty.
- ◆ Began taking baseball seriously as a 13-year-old, when he would field 200 grounders a day from his father, Tom, a contractor and amateur photographer.
- ◆ Originally signed by Giants scout Brad Cameron.

MISCELLANEOUS STATS

CAREER MULTIPLE-HOME RUN GAMES (1)

TWO-HR GAMES (1)

Sept. 5, 2021 vs. PIT

CAREER GRAND SLAMS HOME RUNS (1)

Sept. 5, 2021 vs. PIT

CAREER LEADOFF HOME RUNS (1)

June 14, 2018 at NYY

CAREER WALK-OFF PLATE APPEARANCE / HIT / RBI (3)

June 13, 2018 vs. TOR (RBI single; 9th)

May 7, 2016 vs. COL (RBI double; 13th)

May 10, 2015 vs. MIA (RBI single; 9th)

CAREER FIELDING

POS	PCT	G	PO	A	E	TC	DP
1B	1.000	3	3	0	0	3	0
2B	.978	39	56	77	3	136	21
3B	.964	433	266	829	41	1136	75
SS	.980	35	32	67	2	101	15
OF	1.000	3	4	0	0	4	0
P	1.000	1	0	1	0	1	0

DUFFY'S CAREER HIGHS

	SEASON		GAME
AVG	.295 — 2015	H	4 — 8/12/19 at SD
H	169 — 2015	HR	2 — 9/5/21 vs. PIT
R	77 — 2015	R	3 — 4 times; last, 5/5/21 vs. LAD
BB	47 — 2015	BB	2 — 9 times; last, 4/29/21 at ATL
2B	28 — 2015	2B	2 — 4 times; last, 6/9/18 vs. SEA
HR	12 — 2015	RBI	5 — 3 times; last, 9/5/21 vs. PIT
RBI	77 — 2015	SB	2 — 3 times; last, 5/25/16 vs. SD
SB	12 — 2018 & 2015	Hit Streak	13 — Sept. 19 - Oct, 3, 2021 (active entering 2022)



DAVID FLETCHER

#22

BORN: MAY 31, 1994

OPENING DAY AGE: 27

BIRTHPLACE: ORANGE, CA

RESIDES: CYPRESS, CA

MLB SERVICE: 3 YEARS, 111 DAYS

ACQUIRED: SELECTED IN THE SIXTH ROUND OF THE 2015 FIRST-YEAR PLAYER DRAFT

SIGNED THRU: 2025

HEIGHT: 5-9 **WEIGHT:** 185 **BATS:** R **THROWS:** R

FLETCHER'S LIFETIME PLAYING RECORD

Year	Club	AVG	G	AB	R	H	2B	3B	HR	RBI	SH	SF	HBP	BB	IBB	SO	SB	CS	GDP	SLG	OBP	E
2015	— Orem	.331	37	160	28	53	12	4	0	30	1	1	1	16	0	9	11	4	4	.456	.391	6
	Burlington	.283	32	120	18	34	4	1	1	10	1	1	2	12	0	13	6	1	2	.358	.358	3
2016	— Inland Empire	.275	78	324	42	89	12	1	3	31	6	2	1	22	0	43	15	3	10	.346	.321	6
	Arkansas	.300	20	80	10	24	6	0	0	6	0	0	0	3	0	13	1	0	2	.375	.325	0
2017	— Mobile	.276	64	243	32	67	14	1	1	22	2	2	4	21	1	30	12	5	8	.354	.341	1
	Salt Lake	.254	47	205	27	52	6	1	2	17	3	0	3	6	0	25	8	1	2	.322	.285	3
2018	— Salt Lake	.350	58	254	55	89	25	5	6	37	1	1	3	16	0	21	7	2	8	.559	.394	4
	LAA	.275	80	284	35	78	18	2	1	25	3	2	3	15	0	34	3	0	7	.363	.316	2
2019	— LAA	.290	154	596	83	173	30	4	6	49	1	1	0	55	2	64	8	3	8	.384	.350	8
2020	— LAA	.319	49	207	31	66	13	0	3	18	1	2	0	20	0	25	2	1	4	.425	.376	6
2021	— LAA	.262	157	626	74	164	27	3	2	47	6	1	1	31	1	60	15	3	10	.324	.297	8
MAJOR TOTALS		.281	440	1713	223	481	88	9	12	139	11	6	4	121	3	183	28	7	29	.364	.329	24
MINOR TOTALS		.282	278	1132	157	319	54	8	7	116	13	6	11	80	1	133	53	14	28	.362	.334	19

Disabling injuries: 2020 — left ankle sprain; disabled Sept. 3 (retro to Aug. 31) - Sept. 12.

2021 SEASON

- ◆ Prior to the season, signed a five-year extension with the **Angels** which includes two Club options for 2026 and 2027.
- ◆ In fourth Major League season, paced the team in hits (164) for the third straight season...Ranked second on the Club in average, runs scored, doubles, stolen bases, was tied for third in triples and third in RBI.
- ◆ Established a new career high with 15 stolen bases...Was the first Angels second baseman with at least 15 steals in a season since Adam Kennedy in 2006.
- ◆ Was the hardest player in the American League (2nd in Majors) to strikeout, posting an 11.08 PA/K rate.
- ◆ Recorded a 26-game hit streak from June 13-July 18, the second-longest hit streak in franchise history (Garret Anderson, 28 games)...Tabbed as the American League Player of the Week for the period of July 5-11 after batting .593 (16/27) with two doubles, two HR and seven RBI...Also had an 0-for-32 skid from Sept. 20 through his first at-bat Oct. 2.
- ◆ Winner of the Cub's "Heart and Hustle Award"...Also won in 2019 (no award was presented in 2020).

CAREER SUMMARY

- ◆ Southern California native sits 19 hits shy of 500 for career... Since the start of 2018 season, leads all Angels with 481 hits (Trout ranks second with 370)...Since making big league debut June 13, 2018, ranks sixth in the American League in hits...In same span, .281 average ranks fifth in the Junior Circuit (min. 1800 PA).
- ◆ Two-time Angels Heart and Hustle Award recipient...Named A.L. Player of the Week (July 5-11, 2021)...Recognized by MLB, Aug. 17, 2020 for the "Play of the Week".
- ◆ Gold Glove finalist at second base in 2021 (Marcus Semien).

CONTACT SOLUTION

In 2021, Fletcher became the sixth Angel all-time to log 150 hits, 25 doubles and 15 steals while striking out 60 times or less in a single season joining Albie Pearson, Don Baylor, Rod Carew, David Eckstein and Orlando Cabrera.

HIT RECORD

David Fletcher is the first player to lead the team in hits for three consecutive seasons (2019-21) since Garret Anderson from 2001-03... The Angels have never had a player pace the team in hits for four straight years.



MAJOR LEAGUE SUMMARY

2020

- ◆ Completed third big league season with the **Angels** and led the Club in average, hits and doubles...The .319 average ranked third in the American League (10th in the Majors) while his 66 hits were good for fifth (T11th in the Majors)...Was the third-hardest player to strike out in the Junior Circuit (5th in Majors), registering a 9.20 PA/K rate and paced the Majors in with a 92% contact rate.
- ◆ Received a 10th place vote for American League MVP.
- ◆ Recognized by MLB, Aug. 17, for the "Play of the Week"...Was the first Halo infielder to win the honors since Albert Pujols in 2012...Logged career-best 16-game hit streak from July 31-Aug. 17.
- ◆ Saw action at four different positions: shortstop (27), second base (15), third base (8) and right field (1).
- ◆ Ranked third on the Club in fWAR (1.6), trailing Rendon and Trout.

CONTACT INFO

Since the start of the 2018 season, David Fletcher (9.67 PA/K) has been the hardest player in the Majors to strike out and owns the Majors top contact percentage (91.3%).

2019

- ◆ In second big league season and first full, led **Angels** in games (154), hits (173) and doubles (30) and ranked second in average (.290) behind only Mike Trout (.291)...Last Halo with more hits in a single season was Howie Kendrick (181) in 2014...Was the first Halo third baseman with 30 doubles in a season since Chone Figgins (30 2B's) in 2009 (min. 50% of games at third).
- ◆ Appeared defensively at five different positions: third base (90), shortstop (39), second base (42), left field (21) and right field (2)...Prior to 2019, had never started a game in the outfield at any of the following levels: high school, college, minors, Major Leagues.
- ◆ Named a finalist for the Rawlings Gold Glove Award at third base (award won by Oakland's Matt Chapman)...His six errors at third were tied for the second-fewest in A.L. (min. 600 innings) while his .970 fielding percentage ranked fourth...Combined to post an American League-leading .982 fielding percentage at all five positions (min. 1300 innings).
- ◆ Was second-hardest player to strikeout in Majors (10.20 PA/K).
- ◆ 88 first-half hits were the most by a Halo in their sophomore season since Mike Trout in 2012 (88).

FLETCHER'S FUN FACTS

High School - Cypress High School (10 miles from Angel Stadium)
College - Loyola Marymount University (Los Angeles, CA)
Favorite Baseball Player - David Eckstein
Favorite NFL Team - Carolina Panthers
Favorite Video Game - SuperSmash Bros.
Favorite Video Game System - N64

2018

- ◆ After beginning the year with Triple-A **Salt Lake**, made Major League debut with **Angels** June 13th vs. Seattle (3/4, 3B, 2 RBI).
- ◆ From debut to his final game of season on Sept. 16th, ranked in the Top 5 by A.L. rookies in several categories including average (.275, 3rd), hits (78, 2nd), doubles (18, 3rd), runs (35, 4th) and OBP (.316, 4th)...Left game Sept. 16th in the 1st inning with a left hamstring strain.
- ◆ Defensively, appeared in 43 games at second base, 33 at third base, seven at shortstop and four in right field.

NOTABLE MINOR LEAGUE AWARDS AND HONORS

- ◆ **2017** Angels Organizational Defensive Player of the Month for May and June
- ◆ **2016** MiLB Organizational All-Star
- ◆ **2015** MiLB Organizational All-Star

CAREER TRANSACTIONS

- ◆ June 10, 2015...Selected by the **Angels** in the sixth round of the First-Year Player Draft.
- ◆ April 1, 2021...Signed five-year extension with the **Angels**.





PERSONAL/MISC

- ◆ David Owen Fletcher...Originally signed by Angels scout Ben Diggins.
- ◆ He and wife Kierra were married Dec. 16, 2018.
- ◆ Teammates with Taylor Ward on Scottsdale Scorpions during 2016 Arizona Fall League.
- ◆ Grew up in Orange County, CA...Favorite player was former Angels David Eckstein who also wore 22.
- ◆ Brother Dominic is an outfielder in the Arizona Diamondbacks organization.
- ◆ Played collegiately at Loyola Marymount University (CA) from 2014-15...Majored in psychology...Garnered first team All-WCC honors as freshman and sophomore...Earned Freshman All-American accolades from *Baseball America*, Collegiate Baseball and the National Collegiate Baseball Writers Association...Claimed WCC Defensive Player of the Year, first team All-WCC and WCC All-Freshman team honors in first season...2015 LMU Male Athlete of the Year.
- ◆ 2013 graduate of Cypress High School (CA)...All-State and All-CIF his junior and senior seasons, including CIF Player of the Year as a senior...2013 Empire League Player of the Year...Team captain and led team to the 2013 CIF Championship at Dodger Stadium...Hit .437 with 38 runs scored and 23 stolen bases.
- ◆ Played in the Alaska League in 2013 where he was named a Gold Glove winner and best professional prospect.

MISCELLANEOUS STATS

CAREER LEADOFF HOME RUNS (5)

July 9, 2021 at SEA

Sept. 21, 2019 at HOU

May 8, 2019 at DET

May 5, 2019 vs. HOU (in MTY, MX)

July 12, 2018 vs. SEA

CAREER FIELDING

POS	PCT	G	PO	A	E	TC	DP
2B	.990	242	383	552	9	944	129
3B	.972	131	57	225	8	290	22
SS	.980	93	92	199	6	297	32
OF	.979	28	46	0	1	47	0

FLETCHER'S CAREER HIGHS

SEASON		GAME	
AVG	.290 — 2019	H	4 — 6 times; last, 7/11/21 at SEA
R	83 — 2019	R	3 — 5 times; last, 7/31/20 vs. HOU
H	173 — 2019	HR	1 — 12 times; last, 8/11/20 vs. OAK
2B	30 — 2019	2B	2 — 6 times; last, 7/11/21 at SEA
HR	6 — 2019	RBI	5 — 2 times; last, 7/17/21 vs. SEA
RBI	49 — 2019	SB	2 — 2 times; last, 8/31/21 vs. NYY
SB	15 — 2021	Hit Streak	26 — June 13-July 17, 2021



FLETCHER





JAKE GATEWOOD

#76

BORN: SEPT. 25, 1995
BIRTHPLACE: VISALIA, CA

OPENING DAY AGE: 26
RESIDES: CLOVIS, CA

ACQUIRED: SIGNED AS MINOR LEAGUE FREE AGENT, NOV. 16, 2021
SIGNED THRU: 2022; UNDER CLUB CONTROL; 0/3 OPTIONS USED

HEIGHT: 6-5 **WEIGHT:** 190 **BATS:** R **THROWS:** R

NON-ROSTER INVITEE

GATEWOOD'S LIFETIME PLAYING RECORD

Year	Club	AVG	G	AB	R	H	2B	3B	HR	RBI	SH	SF	HBP	BB	IBB	SO	SB	CS	GDP	SLG	OBP	E	
2014	— Brewers (AZL)	.206	50	204	19	42	6	0	3	32	1	4	0	13	0	71	7	8	5	.279	.249	9	
2015	— Wisconsin	.209	55	177	16	37	5	1	4	16	0	0	2	14	0	65	5	0	3	.316	.275	12	
	Helena	.274	54	212	38	58	23	1	6	41	2	4	2	18	0	68	3	5	4	.476	.331	16	
2016	— Wisconsin	.240	126	496	70	119	33	0	14	64	1	6	3	18	1	141	3	2	5	.391	.268	29	
2017	— Carolina	.269	111	420	66	113	36★	1	11	53	0	3	4	43	2	132	7	5	4	.438	.340	14	
	Biloxi	.239	23	92	9	22	4	2	4	9	0	0	0	8	0	29	3	0	3	.457	.300	4	
2018	— Biloxi	.244	94	352	45	86	19	1	19	59	0	5	3	28	2	114	2	0	4	.466	.302	5	
2019	— Biloxi	.187	94	353	49	66	10	1	13	45	0	4	2	26	0	140	3	0	6	.331	.244	14	
2020	—	<i>DID NOT PLAY - No Minor League Season</i>																					
2021	— Salt Lake	.227	116	450	60	102	22	2	28	84	0	2	6	29	1	170	6	2	2	.471	.281	13	
MINOR TOTALS		.234	723	2756	372	645	158	9	102	403	4	28	22	197	6	930	39	22	36	.409	.288	116	

★ led or tied for league lead

2021 SEASON

- ◆ Spent entire season with Triple-A **Salt Lake**, and led Bees with 116 games, 28 home runs, 84 RBI and 212 total bases.
- ◆ Ranked tied for second in Triple-A West in home runs, extra-base hits (52) and total bases and was third in RBI.

CAREER HIGHLIGHTS

- ◆ Three-time *MilB.com* Organization All-Star (2017-18 with Brewers and 2021 with Angels).
- ◆ Selected as 2016 Midwest League Mid-Season All-Star and 2017 Carolina League Mid-Season All-Star.
- ◆ In 2017, led Brewers farm system in doubles (40) and tied for fourth in hits (135).

CAREER TRANSACTIONS

- ◆ June 5, 2014...Selected by **Brewers** in first round (41st overall) of First-Year Player Draft (signed June 14, 2014).
- ◆ Apr. 2, 2021...Signed by **Angels** as minor league free agent.
- ◆ Nov. 16, 2021...Signed by **Angels** as minor league free agent.

PERSONAL/MISC

- ◆ Henry Jacob Gatewood...On Twitter: @Jake_Gatewood2.
- ◆ 2022 marks first season as a non-roster invitee to Major League Spring Training.
- ◆ Represented Brewers in Arizona Fall League following 2017 and 2019 seasons...Selected to AFL Rising Stars Game in 2017.
- ◆ Underwent surgery Aug. 17, 2018 after suffering a torn left ACL on July 24, 2018...Surgery performed by Dr. Neal ElAttrache.
- ◆ Won the Junior Home Run Derby at Citi Field as part of the 2013 All-Star Game festivities....A month later, won the 2013 Baseball Factory Home Run Derby at the Under Armour All-America Game at Wrigley Field.
- ◆ Graduate of Clovis HS (Clovis, CA)...Was committed to University of Southern California before signing with Brewers.
- ◆ His father, Henry, was a catcher and played seven seasons in the minors with Dodgers (1982-85), Twins (1986-87) and Cubs (1988).
- ◆ Originally signed by Brewers scout Dan Huston.



RHP



JIMMY HERGET

#46

BORN: SEPT. 9, 1993 **OPENING DAY AGE:** 28
BIRTHPLACE: TAMPA, FL **RESIDES:** TAMPA, FL
MLB SERVICE: 1 YEAR, 79 DAYS
ACQUIRED: SIGNED AS MINOR LEAGUE FREE AGENT, AUG.. 16, 2021
SIGNED THRU: 2022; UNDER CLUB CONTROL; 1/3 OPTIONS USED

HEIGHT: 6-3 **WEIGHT:** 180 **BATS:** R **THROWS:** R

HERGET'S LIFETIME PITCHING RECORD

Year	Club	W-L	ERA	G	GS	CG	GF	SHO	SV	IP	H	R	ER	HR	HB	BB	IBB	SO	WP	BK	BAA
2015	— Billings	3-0	3.20	24	0	0	20	0	15★	25.1	16	9	9	1	4	11	0	26	3	0	.188
2016	— Daytona	4-4	1.78	50★	0	0	46	0	24★	60.2	47	16	12	3	2	22	0	83	0	2	.208
2017	— Pensacola	1-3	2.73	24	0	0	21	0	16	29.2	22	9	9	1	1	12	2	44	0	0	.202
	— Louisville	3-1	3.06	28	0	0	24	0	9	32.1	30	11	11	4	0	9	1	28	0	0	.248
2018	— Louisville	1-3	3.47	50	0	0	20	0	0	59.2	59	28	23	5	4	21	1	65	1	0	.253
2019	— Louisville	3-4	2.91	48	0	0	16	0	2	58.2	41	22	19	7	2	36	1	68	3	0	.193
	— CINCINNATI	0-0	4.26	5	0	0	4	0	0	6.1	8	3	3	2	0	3	0	0	0	0	.348
2020	— TEXAS	1-0	3.20	20	1	0	6	0	0	19.2	13	7	7	2	2	14	1	17	0	0	.188
2021	— Round Rock	2-2	2.63	27	0	0	15	0	3	37.2	28	14	11	5	0	12	0	48	0	0	.196
	— TEXAS	0-1	9.00	4	0	0	1	0	0	4.0	5	5	4	1	1	0	0	2	0	0	.294
	— Salt Lake	0-1	13.50	4	0	0	2	0	0	4.2	7	7	7	1	1	3	1	5	0	0	.350
	— LAA	2-2	4.30	14	0	0	2	0	0	14.2	15	7	7	0	2	4	1	18	0	1	.283
MAJOR TOTALS		3-3	4.23	43	1	0	13	0	0	44.2	41	22	21	5	5	21	2	37	0	1	.253
A.L. TOTALS		3-3	4.23	38	1	0	9	0	0	38.1	33	19	18	3	5	18	2	37	0	1	.231
MINOR TOTALS		17-18	2.94	255	0	0	164	0	69	308.2	250	116	101	27	14	126	6	367	7	2	.218

★ led or tied for league lead

2021 SEASON

- ◆ Began season with Triple-A **Round Rock**, going 2-2 with three saves and a 2.63 ERA (37.2 IP - 11 ER) and 48 strikeouts in 27 games for the Express.
- ◆ Had contract selected **Rangers** Aug. 2 and made season debut with Texas that night vs. Angels with 2.0 perfect innings.
- ◆ After four appearances with Texas was designated for assignment...Elected free agency Aug. 15.
- ◆ Signed a minor league contract with Angels, Aug. 16 and joined Triple-A **Salt Lake**.
- ◆ Made four appearances for Bees before having contract selected by Angels Aug. 31...Earned the win in his Halos debut that night vs. Yankees with 1.2 scoreless innings pitched.
- ◆ Earned win Sept. 7 at San Diego after working 2.0 perfect innings with two strikeouts.
- ◆ Was unscored upon in nine of 14 appearances for Angels and stranded 10 of 13 inherited runners.

MAJOR LEAGUE SUMMARY

2020

- ◆ Ranked second on **Rangers** staff in relief appearances (20) and relief IP (19.2) over two stints with Texas: July 31 - Aug. 10 and Aug. 12-end of season...Was unscored upon in 15 of the 20 appearances.
- ◆ Was scoreless in 16 of 20 outings, including one start (first of career) as an 'opener' on Sept. 18 at LAA (1.0 SHO IP, 2 BB)...Remains his only career start as a professional.
- ◆ After being briefly optioned to Rangers Alternate Training site, closed year with a 1.17 ERA (15.1 IP - 2 ER) over final 15 games of season.
- ◆ Compiled a 10.1-inning scoreless streak from Aug. 16 - Sept. 11, which was second-longest streak by a Ranger in 2020 (18.0 IP - Lance Lynn).
- ◆ Recorded first career strikeout Aug. 1 vs. San Francisco (Austin Slater) in seventh MLB appearance.
- ◆ Earned first Major League win despite a blown save in final outing on Sept. 26 vs. HOU (1.0 IP, 1 ER); first Ranger to record a win and blown save in the same game since Alex Claudio on Sept. 1, 2017 vs. LAA.

HERGET



2019

- ◆ Spent majority of season with Triple-A **Louisville**, where his team-high 48 games ranked fifth in International League...According to FanGraphs, ranked second on Bats and 15th in IL with a swinging strike pct. of 13.7% (min. 50 IP).
- ◆ Made Major League debut July 7 vs. Cleveland...Allowed HR to first (Greg Allen) and third (Jason Kipnis) batters faced in the big leagues.
- ◆ Totaled five appearances across three stints with Reds and did not allow a run in his final four outings (5.2 IP) after yielding three runs in his MLB debut.

NOTABLE MINOR LEAGUE AWARDS AND HONORS

- ◆ **2017** Futures Game selection...Southern League Mis-Season All-Star.
- ◆ **2016** Florida State League Mid-Season and Post-Season All-Star...*Baseball America* Class High-A All-Star.

CAREER TRANSACTIONS

- ◆ June 6, 2012... Selected by **Braves** in 40th round of First-Year Player Draft (did not sign).
- ◆ June 9, 2015... Selected by **Reds** in sixth round of First-Year Player Draft (signed June 12, 2015).
- ◆ Dec. 2, 2019... Claimed off waivers by **Rangers** from **Reds**.
- ◆ Dec. 11, 2020...Signed by **Rangers** to a Major League contract.
- ◆ Aug. 16, 2021...Signed by **Angels** as minor league free agent.

PERSONAL/MISC

- ◆ Jimmy Matthew Herget...Pronounced HER-get...On Twitter: @hergee20.
- ◆ Married wife, Katie, Jan. 11, 2020.
- ◆ In 2018 ranked 11th by *MLB.com* on list of Cincinnati's top prospects.
- ◆ In 2016, was named by *Baseball America* as Best Reliever in Florida State League and pitcher with Best Breaking Ball.
- ◆ Was a two-time first team All-American Athletic Conference honoree in three seasons at University of South Florida, going 25-11 with a 1.96 ERA (303 IP - 66 ER) in 47 games for the Bulls
- ◆ Pitched for Bourne Braves in 2014 Cape Cod League.
- ◆ Graduated from Jefferson HS (Tampa, FL).
- ◆ Originally signed by Reds scout Greg Zunino..

CAREER FIELDING

POS	PCT	G	PO	A	E	TC	DP
P	1.000	43	2	3	0	5	0

HERGET'S CAREER HIGHS

	SEASON		GAME
Wins	2 — 2021	SO	3 — 9/15/20 at HOU
Losses	3 — 2021	IP	2.0 — 5 times; last, 9/7/21 at SD
ERA	3.20 — 2020	R & ER	3 — Twice; last, 8/10/20 vs. SEA
IP	19.2 — 2020	BB	2 — 3 times; last, 8/10/20 vs. SEA
SO	20 — 2021	H	5 — 7/7/19 vs. CLE

HERGET





CATCHER



ZACH HUMPHREYS

#79

BORN: OCT. 9, 1997

BIRTHPLACE: DALLAS, TX

ACQUIRED: SIGNED AS NON-DRAFTED FREE AGENT, JULY 13, 2021

SIGNED THRU: 2022; UNDER CLUB CONTROL; 0/3 OPTIONS USED

OPENING DAY AGE: 24

RESIDES: MIDLOTHIAN, TX

HEIGHT: 5-10 **WEIGHT:** 195 **BATS:** R **THROWS:** R

NON-ROSTER INVITEE

HUMPHREYS' LIFETIME PLAYING RECORD

Year	Club	AVG	G	AB	R	H	2B	3B	HR	RBI	SH	SF	HBP	BB	IBB	SO	SB	CS	GDP	SLG	OBP	E
2021	Tri-City	.226	10	31	2	7	2	0	0	1	0	0	1	3	0	14	1	0	0	.290	.314	0

2021 SEASON

- ◆ Signed with **Angels**, July 13, as a non-drafted free agent...Made professional debut with High-A **Tri-City** and totaled 10 games for the Dust Devils (seven as a catcher and three at DH).
- ◆ Began year with his fifth collegiate season at **Texas Christian University**...Was honored as 2021 Big 12 Baseball Scholar-Athlete of the Year, Second-team ABCA All-Central Region, First-team Academic All-Big 12 and Big 12 Championship All-Tournament Team.
- ◆ While playing for Horned Frogs, set career highs in hits (68), doubles (15), home runs (6), RBI (40) and stolen bases (9).

CAREER HIGHLIGHTS

- ◆ Made professional debut during 2021 season with High-A Tri-City.
- ◆ Played in 2017 College World Series and hit safely in all three of his games played for TCU.
- ◆ Was drafted by Milwaukee in 26th round of 2019 draft, but elected to return to college.
- ◆ Received numerous honors during collegiate career, including: 2021 Big 12 Baseball Scholar-Athlete of the Year, 2021 2nd-team ABCA All-Central Region, 2021 Big 12 Honorable Mention, 2021 1st-team Academic All-Big 12, 2021 Big 12 Championship All-Tournament Team, 2020 2nd-team Academic All-Big 12, Phillips 66 Big 12 Championships All-Tournament Team, 2019 1st-team Academic All-Big 12 and 2017 Big 12 Academic All-Rookie Team.

CAREER TRANSACTIONS

- ◆ June 5, 2019...Selected by **Brewers** in 26th round of First-Year Player Draft (did not sign).
- ◆ July 13, 2021...Signed by **Angels** as non-drafted free agent.

PERSONAL/MISC

- ◆ Zachary Ryan Humphreys...On Twitter: @z_humphreys10.
- ◆ 2022 marks first season as a non-roster invitee to Major League Spring Training.
- ◆ Graduated from Midlothian HS (Midlothian, TX), where he earned four varsity letters...Received All-State honors his sophomore and senior years... Named *DFW SportsDay* Offensive Player of the Year as a senior and also earned *Perfect Game* Preseason All-American and All-Region honor...
- ◆ Participated in the 15U and 16U WWBA National Championships, earning All-Tournament accolades in both.
- ◆ Played collegiately at Texas Christian University...Played in College World Series during freshman season in 2017.
- ◆ Father, Mike, was a 15th round draft pick by San Diego in 1988 out of Texas Tech and played nine professional seasons...Mike totaled 54 Major League games with the New York Yankees during 1991-93 seasons.

HUMPHREYS



RHP



RAISEL IGLESIAS

#32

BORN: JAN. 4, 1990
BIRTHPLACE: ISLA DE LA JUVENTUD, CUBA
MLB SERVICE: 6 YEARS, 154 DAYS
ACQUIRED: SIGNED AS MAJOR LEAGUE FREE AGENT, DEC. 1, 2021
SIGNED THRU: 2025; SIGNED FOUR-YEAR CONTRACT, DEC. 1, 2021

OPENING DAY AGE: 32
RESIDES: MIAMI, FL

HEIGHT: 6-2 **WEIGHT:** 190 **BATS:** R **THROWS:** R

IGLESIAS' LIFETIME PITCHING RECORD

Year	Club	W-L	ERA	G	GS	CG	GF	SHO	SV	IP	H	R	ER	HR	HB	BB	IBB	SO	WP	BK	BAA
2015	CINCINNATI	3-7	4.15	18	16	0	1	0	0	95.1	81	45	44	11	7	28	0	104	2	2	.228
	Louisville	1-3	3.41	6	6	0	0	0	0	29.0	26	12	11	4	0	8	0	21	1	0	.236
2016	CINCINNATI	3-2	2.53	37	5	0	15	0	6	78.1	63	22	22	7	5	26	1	83	3	1	.216
	Pensacola (1)	0-0	0.00	3	2	0	0	0	0	5.0	3	0	0	0	0	1	1	5	1	1	.167
2017	CINCINNATI	3-3	2.49	63	0	0	57	0	28	76.0	57	22	21	5	1	27	1	92	1	0	.207
2018	CINCINNATI	2-5	2.38	66	0	0	57	0	30	72.0	52	22	19	12	2	25	2	80	2	0	.199
2019	CINCINNATI	3-12	4.16	68	0	0	55★	0	34	67.0	61	31	31	12	2	21	4	89	3	0	.240
2020	CINCINNATI	4-3	2.74	22	0	0	17	0	8	23.0	16	11	7	1	1	5	1	31	0	1	.193
2021	LAA	7-5	2.57	65	0	0	59★	0	34	70.0	53	25	20	11	1	12	0	103	2	1	.207
MAJOR TOTALS		25-37	3.06	339	21	0	261	0	140	481.2	383	178	164	59	19	144	9	582	13	5	.216
MINOR TOTALS		1-3	2.91	9	8	0	0	0	0	34	29	12	11	4	0	9	1	26	2	1	.227

★ led or tied for league lead
 (1) rehab assignment

Disabling Injuries: **2018** — Left biceps strain; disabled May 23 (retro to May 20) - May 30
2016 — Right shoulder impingement; disabled May 1 (retro to Apr. 26) - June 21
2015 — Strained left oblique; disabled June 5 (retro to May 31) - July 11

2021 SEASON

- ◆ In first season with **Angels**, earned All-MLB Second Team honors and ranked second in American League with 34 saves; highest saves total for an Angels pitcher since Huston Street (40) in 2015.
- ◆ Recorded 103 strikeouts, which were fifth-most by an Angels reliever in a single season in franchise history.
- ◆ Reached 30 save plateau for a fourth time in career; is one of two closers with 30+ saves in each of last four MLB seasons (also, Kenley Jansen).
- ◆ Named A.L. Reliever of the Month for July after going 3-1 with seven saves and a 1.93 ERA (14 IP - 3 ER) and 19 strikeouts.
- ◆ Had eight saves of 4+ outs, which was second-most in Majors, behind Liam Hendriks (9).

RAISEL-MANIA

Most single-season strikeouts by an Angels reliever

PLAYER (Year)	SO
1. Francisco Rodriguez (2004)	123
T2. DeWayne Bucie (1987)	109
T2. Scot Shield (2004)	109
4. Mark Clear (1980)	105
5. RAISEL IGLESIAS (2021)	103

CAREER HIGHLIGHTS

- ◆ All-MLB Second Team selection in 2021.
- ◆ Named American League Reliever of the Month for July 2021.
- ◆ Leads Majors with 37 saves of 4+ outs since the start of the 2017 season.
- ◆ One of five Reds relievers to post 28+ saves in three straight years, along with John Franco, Danny Graves, Francisco Cordero and Aroldis Chapman.
- ◆ Won 2017 Johnny Vander Meer Award, which is presented to Reds Most Outstanding Pitcher, in vote by Cincinnati chapter of BBWAA.
- ◆ Reds Opening Day starter in 2016.
- ◆ Made Major League debut Apr. 12, 2015 vs. STL and became eighth player in Reds history to reach Majors without playing a minor league game...Earned first Major League win May 13, 2015 vs. ATL...Recorded first Major League save Aug. 9, 2016 at STL.



MAJOR LEAGUE SUMMARY

2020

- ◆ Led **Reds** staff in saves for fourth consecutive season after converting eight of 10 save opportunities.
- ◆ Recorded 100th career save, Aug. 8 at Milwaukee.
- ◆ In final 15 appearances of regular season, posted an 0.56 ERA (16 IP - 1 ER) with 18 strikeouts and held opponents to a .167 (9/54) batting average...Did not allow an earned run in last eight outings of regular season (8.2 IP).
- ◆ Retired first batter faced in 18 of his 22 appearances...Stranded all nine inherited runners during season.

2019

- ◆ Registered career-high 34 saves for **Reds**, which ranked T3rd in National League and T5th in Majors...Tied for N.L. lead in games finished (55) and also established a career high with 68 appearances.
- ◆ Retired all nine batters faced by strikeout during three game stretch from Apr. 18-20 at San Diego (struck out all three batters faced in each game)...Became only Reds pitcher since at least 1959 to retire nine consecutive batters, all by strikeout.
- ◆ Converted season-high 11 straight save chances from Apr. 18-July 15.
- ◆ In 11 Sept. appearances, posted seven saves and a 1.69 ERA (10.2 IP - 2 ER)...First nine outings of month were all scoreless (1-0, 7 SV, 9 IP, 2 H, 0 R, 1 BB, 15 SO)...Retired 26 of 29 batters faced and held opponents to a .071 (2/28) average.

2018

- ◆ In fourth Major League season with **Reds**, ranked fifth among National League relievers in saves (30) and games finished (57)...Was one of only 11 Major League pitchers with at least 30 saves.
- ◆ Became sixth Reds pitcher to record at least 28 saves in multiple seasons, joining: Aroldis Chapman (2012-2015), Francisco Cordero (2008-2011), Danny Graves (2000-2002 & 2004), Jeff Brantley (1995-1996) and John Franco (1986-1989).
- ◆ Produced saves in career-best six straight appearances, June 17-27.
- ◆ Retired 17 consecutive batters, May 7-13, including a stretch with four straight perfect appearances (15 BF, 5 IP, 7 SO).

2017

- ◆ Received Johnny Vander Meer Award as **Reds** Most Outstanding Pitcher, in vote by local BBWAA chapter.
- ◆ Recorded team-high 28 saves, which ranked sixth in National League...Ranked T2nd in N.L. with 57 games finished...Led Majors with eight saves of at least 2.0 innings and 11 saves of at least 1.2 innings...His eight 2+ inning saves were the most by any Major League pitcher since Danny Graves had 10 in 1999 (also for Reds).
- ◆ From June 27-Sept. 15, converted a career-high 15 consecutive save chances between his only blown saves of season (June 11 at LAD & Sept. 24 vs. BOS).
- ◆ Set career best with 19 consecutive scoreless appearances from Apr. 28-June 8; streak was snapped June 11 at LAD by Corey Seager's first career grand slam.
- ◆ Allowed seven of his 21 earned runs on two pitches: C.Seager grand slam and Marcell Ozuna 3-run HR (7/30 at MIA)...Season ERA in other 61 appearances was 1.70 (74.1 IP - 14 ER).

2016

- ◆ Was **Reds** Opening Day starter; second Cuban pitcher to start for Cincinnati on Opening Day (Reds Hall of Famer Dolf Luque, 1921 vs Pirates and 1928 vs Cubs).
- ◆ Pitched to a 3.49 ERA (28.1 IP - 11 ER) in five starts before going on DL with a impingement in his right shoulder.
- ◆ Returned from disabled list June 21 and made his last 32 appearances of season in relief...Posted a 1.29 ERA (49 IP - 7 ER) through first 31 relief outings before allowing four ER in one inning of work in final game of year.
- ◆ Recorded first Major League save Aug. 9 at St. Louis.
- ◆ Registered 22.2 consecutive scoreless innings across 11 outings, June 28-Aug. 4 to establish career-best scoreless inning streak.
- ◆ Pitched at least 2.0 innings in 17 of 32 relief appearances.

CLOSING TIME

MLB SAVES LEADERS (since 2017)

	PLAYER	SAVES
1.	Kenley Jansen	161
2.	Edwin Diaz	155
3.	RAISEL IGLESIAS	134
T4.	Aroldis Chapman	124
T4.	Brad Hand	124



2015

- ◆ In first professional season with **Reds**, ranked among N.L. rookie leaders in opponent batting average (.228, 2nd), ERA (6th), strikeouts (6th), innings pitched (9th) and starts (T9th).
- ◆ Made Major League debut, Apr. 12 vs. St. Louis (ND; 5 IP, 5 H, 3 ER, 4 SO) and became first Reds player since Mike Leake in 2009 to play in the Major Leagues without appearing in a minor league game and the eighth Reds player overall to do it...First career strikeout victim was Jason Heyward, his second batter faced...Worked with C Brayan Pena became the first Reds pitcher/catcher battery born in Cuba since P Dolf Luque threw to C Manuel Cueto in 1918.
- ◆ Became first pitcher in modern Reds history to record 10+ strikeouts in three consecutive appearances (Aug. 23-Sept. 2)...Was also first Major League rookie with three straight 10+ strikeout games since LAD's Hideo Nomo did so in four straight starts in 1995.
- ◆ Set career high with 13 strikeouts, Aug. 23 vs Arizona...Most strikeouts by a Reds rookie since Gary Nolan's Club record 15 strikeouts, June 7, 1967 vs Giants.
- ◆ Produced seven straight quality starts, Aug. 1-Sept. 2, which was longest streak of year on Reds staff and longest by a Major League rookie.
- ◆ Singled off Kansas City's Edinson Volquez, Aug. 18 for first career hit.
- ◆ Was one of nine Reds rookie pitchers who combined for 110 starts...Reds season-ending streak of 64 consecutive starts by rookies is a modern Major League record.
- ◆ Totaled six starts with Triple-A **Louisville** across two minor league stints.

STRAIGHT TO THE SHOW

On April 12, 2015, Iglesias became eighth Reds player to make Major League debut without appearing in minor leagues, joining: P Joe Nuxhull (1944), P Bob G. Miller (1953), OF Al Silvera (1955), C Don Pavletich (1957), P Jay Hook (1957), SS Bobby Henrich (1957) and P Mike Leake (2010).

POSTSEASON SUMMARY

- ◆ Made postseason debut in **2020** with **Reds**, during Game 1 of Wild Card Series at Atlanta and struck out all four batters faced...In Game 2, allowed four runs (three earned) on pair of two-run homers by Marcell Ozuna and Adam Duvall (yielded just one home run during regular season - 23 IP).

WILD CARD SERIES TOTALS

Year	Club, Opp.	W-L	ERA	G	GS	CG	SHO	SV	IP	H	R	ER	BB	SO
2020—	CIN, ATL	0-0	16.20	2	0	0	0	0	1.2	2	4	3	3	5

CAREER TRANSACTIONS

- ◆ June 27, 2014...Signed a seven-year contract with **Reds** as international free agent.
- ◆ Nov. 21, 2018...Signed a three-year contract extension with **Reds**.
- ◆ Dec. 7, 2020...Traded by **Reds** with cash considerations to **Angels** for RHP Noé Ramirez and a player to be named later (INF Leonardo Rivas - Dec. 10, 2020).
- ◆ Dec. 1, 2021...Signed a four-year contract with **Angels**.

PERSONAL/MISC

- ◆ Raisel Iglesias...First name is pronounced 'rye-SELL'.
- ◆ Pitched three seasons in Cuban National Series for hometown Toronjeros de Isla de la Juventud...Was a teammate of current Diamondbacks RHP Yoan López...Played shortstop as a teenager before converting to pitching.
- ◆ Left Cuba with his brother in Nov. 2013...Became eligible to sign a Major League contract after he established residency in Haiti.
- ◆ Played in Arizona Fall League in 2014, marking first game action in United States...Made seven appearances for Surprise and worked seven scoreless innings while holding opponents to a .045 (1/22) batting average.
- ◆ Pitched for Cuba in 2013 World Baseball Classic.
- ◆ Enjoys going fishing in free time.
- ◆ Raisel and his wife, Yanet, have two children, Oliver and Isabella.
- ◆ Originally signed by Reds scouts Tony Arias, Miguel Machado and Mark Snipp.

CUBAN NATIONAL SERIES TOTALS

Year	Club	W-L	ERA	G	GS	CG	SHO	SV	IP	H	R	ER	BB	SO
2010-11—	Isla de la Juventud	3-2	4.22	28	0	0	0	6	64	58	37	30	31	42
2011-12—	Isla de la Juventud	1-1	3.29	30	3	0	0	2	76.2	72	33	28	54	53
2012-13—	Isla de la Juventud	4-9	3.05	30	2	0	0	12	82.2	72	32	28	30	74
Totals		8-12	3.47	88	5	0	0	20	223.1	202	102	86	115	169

2022 LOS ANGELES ANGELS



WORLD BASEBALL CLASSIC TOTALS

Year	Club	W-L	ERA	G	GS	CG	SHO	SV	IP	H	R	ER	BB	SO
2013	Cuba	0-0	3.86	5	0	0	0	1	4.2	3	2	2	3	6

MAJOR LEAGUE HITTING TOTALS

AVG	AB	H	HR	RBI
.085	47	4	0	1

CAREER FIELDING

POS	PCT	G	PO	A	E	TC	DP
P	.941	339	53	58	7	118	6

IGLESIAS' CAREER HIGHS

	SEASON		GAME
Wins	4 — 2020	SO	13 — 8/23/15 vs. ARI
Losses	12 — 2019	IP	8.0 — 5/13/15 vs. ATL
Saves	34 — 2019	R & ER	5 — 3 times; last, 9/8/15 vs. PIT
ERA	2.38 — 2018	BB	4 — 7/21/15 vs. CHC
IP	95.1 — 2015	H	9 — 5/30/15 vs. WSH
SO	104 — 2015		



IGLESIAS



RHP



JANSON JUNK

#66

BORN: JAN. 15, 1996

OPENING DAY AGE: 26

BIRTHPLACE: FEDERAL WAY, WA

RESIDES: SEATTLE, WA

MLB SERVICE: 31 DAYS

ACQUIRED: FROM YANKEES WITH RHP ELVIS PEGUERO FOR LHP ANDREW HEANEY AND CASH CONSIDERATIONS, JULY 30, 2021

SIGNED THRU: 2022; UNDER CLUB CONTROL; 0/3 OPTIONS USED

HEIGHT: 6-1 WEIGHT: 175 BATS: R THROWS: R

JUNK'S LIFETIME PITCHING RECORD

Year	Club	W-L	ERA	G	GS	CG	GF	SHO	SV	IP	H	R	ER	HR	HB	BB	IBB	SO	WP	BK	BAA	
2017	Yankees W. (GCL)	0-2	0.00	3	0	0	1	0	0	2.0	2	2	0	0	0	2	0	3	0	0	.222	
	Yankees E. (GCL)	1-0	0.84	8	0	0	6	0	0	10.2	14	5	1	0	0	4	0	7	3	0	.318	
2018	Charleston	7-5	3.77	17	15	1	2	0	0	88.1	82	39	37	9	4	31	0	71	5	0	.245	
2019	Tampa	4-6	5.24	20	12	1	2	0	0	80.2	94	53	47	8	3	37	0	76	5	0	.282	
	Trenton	0-1	7.71	1	1	0	0	0	0	4.2	4	4	4	1	0	5	0	3	0	0	.267	
	Scranton/WB	0-0	11.57	1	1	0	0	0	0	2.1	5	4	3	1	0	0	0	2	0	0	.385	
2020	DID NOT PLAY - No Minor League Season																					
2021	Somerset	4-1	1.78	14	12	0	2	0	1	65.2	43	13	13	6	1	20	0	68	3	0	.185	
	Rocket City	2-2	5.27	5	5	0	0	0	0	27.1	32	21	16	5	0	7	0	29	1	0	.281	
	LAA	0-1	3.86	4	4	0	0	0	0	16.1	20	11	7	5	0	2	0	10	0	0	.294	
MAJOR TOTALS		0-1	3.86	4	4	0	0	0	0	16.1	20	11	7	5	0	2	0	10	0	0	.294	
MINOR TOTALS		18-17	3.87	69	46	2	13	0	1	281.2	276	141	121	30	8	106	0	259	17	0	.252	

2021 SEASON

- ◆ Began season with Double-A **Somerset** in Yankees organization and went 4-1 with a 1.78 ERA (65.2 IP - 13 ER) and 68 strikeouts in 14 games (12 starts) for Patriots.
- ◆ Traded to **Angels** organization alongside RHP Elvis Peguero on July 30 in exchange for LHP Andrew Heaney and cash considerations...Was assigned to Double-A **Rocket City**.
- ◆ During fifth and final start for Trash Pandas, carried a perfect game into 9th inning, Aug. 27 at Biloxi...Ultimately pitched career-high 8.2 innings and 73 of his 100 pitches were strikes...Earned Pitcher of the Week honors.
- ◆ Had contract selected by **Angels** Sept. 3 and made Major League debut with start vs. Texas, Sept. 5...Recorded first career strikeout vs. Rangers LF Jason Martin...Allowed three-or-fewer earned runs in all four starts for Angels.
- ◆ At time of promotion, rated by *MLB.com* as #22 overall prospect in Angels organization and #12 pitcher.

NOTABLE MINOR LEAGUE AWARDS AND HONORS

- ◆ **2021** Double-A Northeast Pitcher of the Month (June)...Double-A Northeast Pitcher of the Week (June 14-20).
- ◆ **2018** South Atlantic League Pitcher of the Month (Aug. 13-19).

CAREER TRANSACTIONS

- ◆ June 14, 2017...Selected by **Yankees** in 22nd round of First-Year Player Draft (signed June 19, 2017).
- ◆ July 30, 2021...Traded by **Yankees** with RHP Elvis Peguero to **Angels** for LHP Andrew Heaney and cash considerations.

PERSONAL/MISC

- ◆ Janson Randall Junk...On Twitter @JansonJunk.
- ◆ On Aug. 16, 2018 for Class-A Charleston, pitched first 5.0 innings of a combined no-hitter at Delmarva.
- ◆ Graduate of Decatur HS (Federal Way, WA), where he earned First Team All-League and All-City honors in 2014...In 2013, he helped Gators to a fifth-place finish in state before returning to the regional tournament in 2014...Fellow Decatur alumni include eight-time Olympic medalist speed skater Apolo Anton Ohno and NBA executive Rich Cho.
- ◆ Played three seasons of college ball at Seattle University...Earned team high six wins in 2017 and recorded 61 strikeouts across 21 appearances for Redhawks.
- ◆ Pitched Summer ball in West Coast League in 2015 for Bend Elks...Was a teammate of Athletics outfielder Seth Brown.
- ◆ Was not selected to Yankees Player Pool during 2020 season.
- ◆ Originally signed by Yankees scout Mike Thurman.

CAREER FIELDING

POS	PCT	G	PO	A	E	TC	DP
P	1.000	4	4	2	0	6	0

RHP



MICHAEL LORENZEN

#25

BORN: JAN. 4, 1992

OPENING DAY AGE: 30

BIRTHPLACE: ANAHEIM, CA

RESIDES: NEWPORT BEACH, CA

MLB SERVICE: 6 YEARS, 159 DAYS

ACQUIRED: SIGNED AS FREE AGENT, NOV. 30, 2021

SIGNED THRU: 2022; SIGNED ONE-YEAR CONTRACT, NOV. 30, 2021

HEIGHT: 6-3 **WEIGHT:** 220 **BATS:** R **THROWS:** R

LORENZEN'S LIFETIME PITCHING RECORD

Year	Club	W-L	ERA	G	GS	CG	GF	SHO	SV	IP	H	R	ER	HR	HB	BB	IBB	SO	WP	BK	BAA
2013	Reds (AZL)	0-0	0.00	1	1	0	0	0	0	1.0	1	1	0	0	0	0	0	1	0	0	.200
	Dayton	1-0	0.00	9	0	0	4	0	2	8.1	7	0	0	0	0	2	0	7	0	0	.233
	Bakersfield	0-1	6.35	5	0	0	2	0	2	5.2	6	4	4	1	3	5	1	6	0	0	.273
2014	Pensacola	0-0	4.50	7	0	0	0	0	0	6.0	6	3	3	1	0	6	0	5	0	0	.286
	2014— Pensacola	4-6	3.13	24	24	0	0	0	0	120.2	112	50	42	9	6	44	0	84	7	0	.253
2015	Louisville	4-2	1.88	6	6	1	0	1	0	43.0	34	9	9	3	0	8	0	19	2	0	.219
	CINCINNATI	4-9	5.40	27	21	0	1	0	0	113.1	131	70	68	18	6	57	6	83	4	0	.292
2016	Louisville (1)	0-0	0.00	4	0	0	3	0	1	4.0	2	0	0	0	0	0	0	7	0	0	.154
	CINCINNATI	2-1	2.88	35	0	0	4	0	0	50.0	41	16	16	5	6	13	0	48	2	2	.224
2017	CINCINNATI	8-4	4.45	70	0	0	14	0	2	83.0	78	43	41	9	4	34	5	80	12	1	.244
2018	Pensacola (1)	0-0	0.00	3	0	0	0	0	0	4.0	1	0	0	0	0	1	0	3	1	0	.077
	CINCINNATI	4-2	3.11	45	3	0	10	0	1	81.0	78	32	28	6	3	34	2	54	2	0	.258
2019	CINCINNATI	1-4	2.92	73	0	0	16	0	7	83.1	68	29	27	9	2	28	1	85	2	0	.221
2020	CINCINNATI	3-1	4.28	18	2	0	2	0	0	33.2	30	17	16	3	1	17	1	35	2	1	.236
2021	CINCINNATI	1-2	5.59	27	0	0	5	0	4	29.0	26	18	18	2	1	14	0	21	5	0	.241
	Reds (ACL) (1)	0-0	0.00	1	1	0	0	0	0	1.0	0	0	0	0	0	0	0	2	0	0	.000
	Louisville (1)	0-0	2.08	4	0	0	1	0	1	4.1	2	1	1	1	0	1	0	6	0	0	.133
MAJOR TOTALS		23-23	4.07	295	26	0	52	0	14	473.1	452	225	214	52	23	197	15	406	29	4	.252
MINOR TOTALS		9-9	2.68	64	32	1	10	1	6	198.0	171	68	59	15	9	67	1	140	10	0	.238

(1) rehab assignment

Disabling Injuries: **2021** — Right hamstring strain; disabled July 19-30
 Right shoulder strain; disabled Apr. 1 - July 16
2018 — Right shoulder strain; disabled Mar. 29 - May 22
2016 — Sprained UCL and tendinitis in right elbow; disabled Apr. 3 - June 21

2021 SEASON

- ◆ Began season on **Reds** injured list with a right shoulder strain suffered during Spring Training...Following one rehab outing with **ACL Reds** and four relief appearances at Triple-A **Louisville**, was reinstated July 16.
- ◆ Made season debut July 17 vs. Milwaukee and pitched a scoreless 8th inning before moving to RF in 9th inning and CF in 10th inning...Was designated runner at second base to start bottom of 10th and suffered a right hamstring strain while scoring tying run on a sacrifice fly...Returned to IL from July 19-30...Missed 100 total games during two stints on injured list.
- ◆ Did not allow a run until the second inning of his 13th appearance, snapping his scoreless streak at 12 appearances (a single-season career high) and 13.2 innings...Was not charged with a run in 20 of 27 overall outings.
- ◆ Converted all four save chances and recorded five outs in each of first two save opportunities (Aug. 4 vs. MIN and Aug. 21 vs. MIA).
- ◆ Retired first batter faced in 19 of 27 appearances and stranded four of seven inherited runners...Pitched more than 1.0 inning five teams, including season high 2.0 innings twice (9/4 vs DET & 9/20 vs PIT).
- ◆ Allowed nine of his 18 earned runs in two outings; Aug. 24 at MIL (0.1 IP - 4 ER) and Oct. 1 at PIT (0 IP, 5 BF, 5 ER)...His ERA in other 25 games was 2.83 (28.2 IP - 9 ER)...In last two games of season, allowed seven earned runs in 1.2 innings to raise season ERA from 3.62 to 5.59.
- ◆ In eighth inning on Sept. 7 at Cubs, allowed a solo HR to pinch hitter Rafael Ortega that snapped his homerless streak at 48.2 innings (dating back to Aug. 3, 2020)...Was longest active streak in Majors when snapped.



CAREER HIGHLIGHTS

- ◆ Is the only player in Reds history, whose primary position is pitcher, to appear in at least 100 games in a season (2019, 105 games).
- ◆ Has made six career starts in the outfield, all in CF in 2019...Overall has played outfield in 36 career games, at all three outfield positions (22 in CF, 8 in LF and 6 in RF).
- ◆ On Sept. 4, 2019 vs. Phillies, joined Babe Ruth (6/13/1921 vs. DET) as only Major League players since 1900 to earn the win, hit a home run and play the outfield in the same game
- ◆ Made Major League debut with Reds, Apr. 29, 2015 vs. Milwaukee.

MAJOR LEAGUE SUMMARY

2020

- ◆ Totaled 18 regular season appearances (two starts) for **Reds** in sixth Major League season.
- ◆ During final 11 outings of season, pitched to a 1.91 ERA (28.1 IP - 6 ER) with 29 strikeouts...Including his two postseason appearances, had a 1.74 ERA (31 IP - 6 ER) across his last 13 performances.
- ◆ Did not allow a home run in any of his final 17 outings (including postseason), after yielding one HR in each of first three appearances of season.
- ◆ Made his two starts in consecutive appearances, Sept. 15 vs. PIT and Sept. 20 vs. CWS (set career high with eight strikeouts)...Had made 88 consecutive appearances in relief since last start in 2018.
- ◆ Worked 4.0 scoreless innings in relief, Aug. 31 vs. Cardinals in longest relief appearance since Aug. 14, 2018.
- ◆ Earned win in relief, Sept. 25 at Minnesota (3.1 IP, 3 H, 1 ER, 1 BB, 4 SO) to clinch Cincinnati's first postseason berth since 2013.
- ◆ Appeared in three games (4.0 innings) in center field and also had four pinch running appearances.
- ◆ In top of ninth inning of the 3-2 loss on 7/26 to the Tigers Entered game as a pitcher in top of 9th inning, July 26 vs. Detroit, then pinch ran in bottom of the inning for DH Jesse Winker...Became first pitcher already in a game to pinch run for the DH since Oakland's Keith Atherton July 23, 1984 at Minnesota.

JUST ME AND BABE

On Sept. 4, 2019 vs. Phillies, joined Babe Ruth (6/13/1921 vs. DET) as only Major League players since 1900 to earn the win, hit a home run and play the outfield in the same game.

2019

- ◆ Became first player in **Reds** history, whose primary position is pitcher, to appear in at least 100 games in a season...Played in 105 of Cincinnati's 162 games (73 at P, 18 in CF, eight in LF, four in RF, 13 as pinch runner and six as a pinch hitter).
- ◆ Led Reds staff with career high 73 pitching appearances...Ranked second in National League and fifth in Majors in relief innings pitched (83.1), just one out behind N.L. leader Junior Guerra for Milwaukee (83.2)...His 73 appearances ranked T5th in N.L. and T9th in Majors...Also set career high with seven saves.
- ◆ Had a 1.60 ERA on the road (45 IP - 8 ER), compared with a 4.46 ERA (38.1 IP - 19 ER) at Great American Ball Park.
- ◆ In 33 games after All-Star Break posted an ERA of 1.91 (37.2 IP - 8 ER).
- ◆ Became first player in Reds history, whose primary position is pitcher, to appear in each of the first six games of a season (PR/CF, P, PR, P, PR, P).
- ◆ On Sept. 4 vs. Phillies, joined Babe Ruth (6/13/1921 vs. DET) as only Major League players since 1900 to earn the win, hit a home run and play the outfield in the same game...Entered as a pitcher in 7th inning and suffered a blown save...In bottom of 8th hit his only HR of the season, a two-run homer off Blake Parker...Played center field in top of 9th.
- ◆ Recorded five stolen bases, including three as a pinch runner...First Reds pitcher to steal a base since Tony Cingrani (Sept, 5, 2013 vs STL).
- ◆ As a hitter, went 5-for-13 (.385) with runners in scoring position, with two doubles and four RBI.

PINCH HIT GRAND SLAMS BY PITCHERS*

Michael Lorenzen, CIN	6/30/2018 vs. MIL
Tommy Byrne, CWS	5/16/1953 at NYY
Early Wynn, WSH	9/15/1946 at DET
Zeb Eaton, DET	7/15/1945 at NYY
Schoolboy Rowe, PHI	5/2/1943 (G2) vs. BOS (NL)
Mike O'Neill, STL	6/3/1902 at BOS (NL)

*50+% of appearances as a pitcher

2018

- ◆ Made first 42 appearances of season for **Reds** in relief and last three as a starter (1-1, 2.63 ERA, 13.2 IP - 4 ER), after starting year on injured list with a right shoulder strain.
- ◆ Made 20 relief appearances of more than 1.0 inning, including 15 of at least 2.0 innings, three games of 3.0 innings, 4.0 innings twice and a career-high 4.1 innings in relief, Aug. 14 vs. Cleveland.



- ◆ Recorded only save of season, June 1 at SD with 4.0 innings in relief of starter Tyler Mahle, for first 4-inning save by a Reds pitcher since Elmer Dessens, June 24, 2000 (also vs. Padres).
- ◆ Earned win Sept. 18 at Milwaukee in first start since 2015 rookie season...Made 151 relief appearances between his starts.
- ◆ Hit two home runs as a pitcher and two as a pinch-hitter...On June 30 vs. Milwaukee, became first pitcher to hit a pinch-hit grand slam since Tommy Byrne for White Sox, May 16, 1953 at Yankee Stadium.
- ◆ Over five consecutive plate appearances from June 7-30, he singled, homered (pinch hit), walked, homered and homered (pinch-hit grand slam)...Became first Major League pitcher to homer in three consecutive at bats since Colorado's Mike Hampton in 2001.

2017

- ◆ Led **Reds** pitching staff with eight wins and 70 appearances.
- ◆ Posted a 2.93 ERA (46 IP - 15 ER) prior to the All-Star Break, while also recording four wins and 42 strikeouts.
- ◆ Earned first Major League save Apr. 15 vs. Milwaukee.
- ◆ Inherited the bases loaded four times, a staff high, and stranded 11 of the 12 runners.
- ◆ Pitched 3.0 perfect innings, Apr. 10 at Pittsburgh and combined with Cody Reed (3 IP) and Wandy Peralta (1 IP) to throw 7.0 perfect innings, marking first time in franchise history, relievers threw 7.0+ hitless innings in a game.
- ◆ Hit a go-ahead pinch-hit HR, Apr. 6 vs. Philadelphia for first pinch-hit HR by any Major League pitcher since Cincinnati's Micah Owings homered vs. Cardinals May 10, 2009...Was also first pinch-hit HR by any Reds batter since Adam Duvall, Aug. 31, 2015 vs. Cubs.
- ◆ Was Reds nominee for MLBPA's Marvin Miller Award (for second consecutive season), which goes to the player whose on-field performance and contributions to his community most inspire others to higher levels of achievement.

2016

- ◆ In first full Major League season with **Reds** as a reliever posted a 2.88 ERA (113.1 IP - 68 ER) over 35 outings.
- ◆ Began season on disabled list with a sprained right elbow...Made season debut June 24 vs. Padres.
- ◆ Was on bereavement list, Aug. 16-19, following loss of his father, Cliff Lorenzen...In first appearance following return from bereavement list, threw 1.2 scoreless innings vs. Dodgers and also hit his first career home run (3-run off Pedro Baez)...Was only home run by a Reds pitcher all season.
- ◆ Was Reds nominee for Major League Baseball's prestigious Roberto Clemente Award for his contributions on and off the field...MLB and the Players' Association donated \$7,500 to the Dragonfly Foundation in his name.
- ◆ Reds nominee for the MLBPA's Marvin Miller Man of the Year Award.

PITCHING & PINCH HITTING

Is one of four players all-time with 3+ pinch hit home runs and 100+ career pitching appearances, joining: Gary Peters (1959-72), Lynn Nelson (1930-40) and Jack Stivetts (1889-1899)

2015

- ◆ Made Major League debut with **Reds**, Apr. 29 with start vs. Brewers (L; 5 IP, 8 H, 3 ER, 1 BB, 5 SO)...Recorded first career strikeout vs. Matt Garza... Also recorded first career hit vs. Garza, becoming first Reds pitcher with a hit in his first career plate appearance since Jose Arredondo, July 29, 2011 vs. San Francisco.
- ◆ Was one of five Reds pitchers to start in his MLB debut (Raisel Iglesias, John Lamb, Jon Moscot, Josh Smith).
- ◆ Ultimately totaled 27 big league appearances (21 starts) and was one of nine rookie pitchers who combined for 110 starts for Cincinnati (both are single-season modern club records)...Reds also had MLB record season-ending streak of 64 consecutive starts by rookies.
- ◆ Earned first Major League victory in his second start, May 5 at Pittsburgh (W; 6 IP, 3 H, 1 ER, 3 BB, 4 SO).
- ◆ Among National League rookie pitching leaders, ranked 10th in ERA, T5th in starts, seventh in innings pitched and strikeouts and 10th in opponent batting average.
- ◆ On May 15, grounded out as a pinch hitter and then pitched the 6th and 7th innings...Excluding non-pitchers, became first player to pinch hit and pitch in the same game since SF's David Huff on May 26, 2014 vs Cubs and the first Red to do it since Micah Owings on June 15, 2010 vs LAD.
- ◆ Began season at Triple-A **Louisville** and made three starts before big league promotion...Ultimately made six starts for Bats across two minor league stints.

POSTSEASON SUMMARY

- ◆ Made postseason debut in **2020** with **Reds**, appearing in relief in both games of Wild Card Series at Atlanta... Worked 2.0 scoreless frames in Game 1 across the 11th and 12th innings of Braves eventual 13 inning victory... Retired two of four batters faced in Game 2, allowing one hit and a hit batsman.





WILD CARD SERIES TOTALS

Year	Club, Opp.	W-L	ERA	G	GS	CG	SHO	SV	IP	H	R	ER	BB	SO
2020	CIN, ATL	0-0	0.00	2	0	0	0	0	2.2	2	0	0	0	6

NOTABLE MINOR LEAGUE AWARDS AND HONORS

- ◆ **2014** Southern League Mid-Season All-Star.
- ◆ **2013** Arizona Fall League Fall Stars Game Selection.

CAREER TRANSACTIONS

- ◆ June 8, 2010...Selected by **Rays** in seventh round of First-Year Player Draft (did not sign).
- ◆ June 6, 2013...Selected by **Reds** in first round (38th overall) of First-Year Player Draft (signed June 21, 2013).
- ◆ Nov. 30, 2021...Signed by **Angels** to one-year contract.

PERSONAL/MISC

- ◆ Michael Clifton Lorenzen...On Twitter: @Lorenzen55.
- ◆ Orange County native graduated from Fullerton High School.
- ◆ Pitched and played outfield at Cal State Fullerton, where he established school record with 35 career saves and was a teammate of 3B Matt Chapman.
- ◆ In 2013, posted 19 saves and a 1.99 ERA in 22 pitching appearances...As an outfielder hit .335, with seven HR, 53 RBI and 12 SB...Was a finalist for 2013 National Collegiate Baseball Writers' Association Stopper of the Year Award, was named to the watch list for the John Olerud Two-Way Player of the Year Award...Also named a Golden Spikes Award semifinalist, a Louisville Slugger first-team All-America selection and All-Big West Conference.
- ◆ Originally signed by Reds scout Mike Misuraca.

MAJOR LEAGUE HITTING TOTALS

	AVG	AB	R	H	2B	3B	HR	RBI	SH	SF	HBP	BB	IBB	SO	SB	CS	GDP	SLG	OBP
2015—CIN	.250	36	4	9	0	1	0	4	4	0	1	0	0	13	0	0	0	.306	.270
2016—CIN	.200	5	1	1	0	0	1	3	0	0	0	0	0	2	0	0	0	.800	.200
2017—CIN	.167	12	1	2	0	0	1	1	0	0	0	0	0	5	0	0	0	.417	.167
2018—CIN	.290	31	5	9	1	0	4	10	1	0	0	2	0	9	0	0	4	.710	.333
2019—CIN	.208	48	6	10	2	0	1	6	0	0	0	5	0	17	5	2	1	.313	.283
2020—CIN	---	0	2	0	0	0	0	0	0	0	1	0	0	0	0	0	0	---	---
2021—CIN	.000	1	1	0	0	0	0	0	0	0	0	0	0	1	0	0	0	.000	.000
CAREER	.233	133	20	31	3	1	7	24	5	0	2	7	0	47	5	2	5	.429	.282

MISCELLANEOUS STATS

CAREER GRAND SLAMS (1)

June 30, 2018 vs. Milwaukee

CAREER PINCH-HIT HOME RUNS (3)

June 30, 2018 vs. Milwaukee

June 24, 2018 vs. Chicago (N.L.)

Apr. 6, 2017 vs. Philadelphia

CAREER WALK-OFF HITS / RBI (1)

Sept. 8, 2019 vs. Arizona (RBI double, 9th inn.)

CAREER FIELDING

POS	PCT	G	PO	A	E	TC	DP
P	.975	295	62	57	3	122	7
OF	1.000	34	29	1	0	30	0

LORENZEN'S CAREER HIGHS

	SEASON		GAME
Wins	8 — 2017	SO	8 — 9/20/20 vs. CWS
Losses	9 — 2015	IP	7 — Twice; last, 6/21/15 vs. MIA
ERA	2.88 — 2016	R & ER	8 — 7/26/15 at COL
IP	113.1 — 2015	BB	6 — 5/31/15 vs. WSH
SO	85 — 2019	H	10 — 9/11/15 vs. STL
Win Streak	5 — 6/19-8/24/17		

LORENZEN



LHP



AARON LOUP

#28

BORN: DEC. 19, 1987

OPENING DAY AGE: 34

BIRTHPLACE: RACELAND, LA

RESIDES: HAHNVILLE, LA

MLB SERVICE: 9 YEARS, 40 DAYS

ACQUIRED: SIGNED AS FREE AGENT, NOV. 22, 2021

SIGNED THRU: 2023; SIGNED TWO-YEAR CONTRACT

(WITH CLUB OPTION FOR 2024), NOV. 22, 2021

LOUP'S LIFETIME PITCHING RECORD

Year	Club	W-L	ERA	G	GS	CG	GF	SHO	SV	IP	H	R	ER	HR	HB	BB	IBB	SO	WP	BK	BAA
2009	Blue Jays (GCL)	2-1	3.86	13	0	0	8	0	3	16.1	17	9	7	0	3	3	0	19	1	0	.274
2010	Lansing	3-2	4.54	35	5	0	9	0	2	73.1	79	37	37	4	5	22	1	73	3	0	.283
2011	Dunedin	4-3	4.66	48	0	0	16	0	5	65.2	67	38	34	6	6	27	2	56	6	1	.269
2012	New Hampshire	0-3	2.78	37	0	0	16	0	3	45.1	46	19	14	4	5	14	1	43	3	1	.263
	TORONTO	0-2	2.64	33	0	0	3	0	0	30.2	26	10	9	0	0	2	0	21	1	1	.232
2013	TORONTO	4-6	2.47	64	0	0	12	0	2	69.1	66	23	19	5	7	13	4	53	2	0	.258
2014	TORONTO	4-4	3.15	71	0	0	15	0	4	68.2	50	25	24	4	6	30	5	56	5	0	.207
2015	TORONTO	2-5	4.46	60	0	0	6	0	0	42.1	47	24	21	6	6	7	0	46	0	0	.275
	Buffalo	0-0	4.50	5	0	0	2	0	0	6.0	9	3	3	0	1	4	0	5	0	1	.360
2016	Dunedin (1)	0-1	18.00	3	0	0	0	0	0	2.0	3	4	4	0	0	0	0	2	0	0	.333
	Buffalo (1)	3-0	1.83	20	0	0	1	0	1	19.2	21	4	4	0	0	3	0	26	0	0	.269
	TORONTO	0-0	5.02	21	0	0	2	0	0	14.1	15	8	8	2	3	4	0	15	3	0	.288
2017	TORONTO	2-3	3.75	70	0	0	8	0	0	57.2	59	27	24	4	6	29	5	64	3	0	.262
2018	TORONTO	0-0	4.54	50	0	0	7	0	0	35.2	44	21	18	4	3	13	0	42	0	0	.299
	PHILADELPHIA	0-0	4.50	9	0	0	1	0	0	4.0	4	2	2	0	1	1	0	2	0	0	.267
2019	SAN DIEGO	0-0	0.00	4	0	0	1	0	0	3.1	2	0	0	0	1	1	0	5	0	0	.182
2020	TAMPA BAY	3-2	2.52	24	0	0	6	0	0	25.0	17	9	7	3	3	4	0	22	0	0	.200
2021	NEW YORK (N.L.)	6-0	0.95	65	2	0	6	0	0	56.2	37	9	6	1	4	16	0	57	0	0	.192
MAJOR TOTALS		21-22	3.05	471	2	0	67	0	6	407.2	367	158	138	29	40	120	14	383	14	1	.243
A.L. TOTALS		15-22	3.40	393	0	0	59	0	6	343.2	324	147	130	28	34	102	14	319	14	1	.251
N.L. TOTALS		6-0	1.13	78	2	0	8	0	0	64.0	43	11	8	1	6	18	0	64	0	0	.196
MINOR TOTALS		12-10	4.06	161	5	0	52	0	14	228.1	242	114	103	14	20	77	4	224	13	3	.276

(1) rehab assignment

Disabling Injuries: 2019 — Left elbow strain; disabled Apr. 8 - end of season

2018 — Left forearm strain; disabled Aug. 16 - Sept. 18

2016 — Left elbow soreness; disabled Apr. 3 - May 28

2021 SEASON

- ◆ Made 65 appearances for **Mets**, going 6-0 with a 0.95 ERA (56.2 IP – 6 ER) and 57 strikeouts.
- ◆ Led all Major League relief pitchers in ERA (min. 50 IP) and held opponents to a career-best .192 (37/193) batting average, which ranked third among National League left-handers.
- ◆ Held left-handed batters to a .167 (14/84) average and yielded just two extra-base hits to lefties.
- ◆ Had a career-high 23-game scoreless streak, tossing 19.1-inning scoreless frames from July 5 - Aug. 26.
- ◆ Posted a 0.57 ERA (31.2 IP - 2 ER) at home, the lowest in Majors (min 25.0 IP at home).
- ◆ Made first career start July 11 vs. Pittsburgh...Started again July 26 vs. Atlanta (Game 2)...Threw a total of 3.0 scoreless innings in the two starts.
- ◆ Had a 0.40 ERA (45.1 IP - 2 ER) in final 50 games of the season (since May 22)...Is one of four pitchers since 2000 to have an ERA of 0.40 or lower during a span of at least 50 games within one season, joining Zack Britton (2016), Wade Davis (2014) and Fernando Rodney (2012).
- ◆ Following the All-Star break, put up a 0.31 ERA (28.2 IP - 1 ER), second-lowest in the majors (min 25.0 IP)



CAREER HIGHLIGHTS

- ◆ Led Major League relievers in ERA during 2021 season.
- ◆ In 2021, became fourth pitcher since 2000 to have an ERA of 0.40 or lower during a span of at least 50 games within one season, joining Zack Britton (2016), Wade Davis (2014) and Fernando Rodney (2012).
- ◆ Began career with 44 consecutive appearances without allowing a home run, which set a then-franchise record for Toronto.
- ◆ Made Major League debut with Toronto, July 14, 2012 vs. Cleveland and pitched 2.0 perfect innings.

MAJOR LEAGUE SUMMARY

2020

- ◆ Selected to **Rays** Major League roster during Summer Camp and remained with team for the entire season.
- ◆ Did not allow a run in 10 of his final 11 regular-season games, lowering his ERA from 3.95 to 2.52.
- ◆ Held lefties to a .212 (7-33) average.
- ◆ Earned two wins on the same day (August 16 at Toronto (in Buffalo)), winning the resumption of a suspended game before getting the victory in the regularly-scheduled contest...First pitcher to win two games that finished on the same day since White Sox David Robertson on July 24, 2016 vs. Detroit.
- ◆ On Aug 10 at Boston, pitched 1.0 scoreless inning and recorded his first win since May 26, 2017 vs. TEX (with TOR), going 1,171 days in between winning decisions.

2019

- ◆ Pitched in four of **Padres** first 10 games, before being placed on 10-day IL April 8 with a left elbow strain... Transferred to 60-day IL May 24 and missed remainder of season.

2018

- ◆ Split season between **Blue Jays** and **Phillies**, totaling 59 appearances (39.2 IP).
- ◆ Started year with Toronto and was traded to Philadelphia at the Trade Deadline for RHP Jacob Waguespack.
- ◆ Missed over one month of action on Phillies injured list with a left forearm strain (Aug. 16 - Sept. 18).

2017

- ◆ With **Blue Jays**, tied for eighth in A.L. with 70 appearances, one shy of his career-high.
- ◆ Recorded a career-high 64 strikeouts.
- ◆ On Sept. 23 vs. NYY, had a streak of 14 straight batters without allowing a hit snapped.
- ◆ Posted a 1.08 ERA (16.2 IP - 2 ER) with 22 strikeouts and just two extra-base hits allowed over his last 22 games.

2016

- ◆ Began year on **Blue Jays** Injured List with left elbow soreness and made his season debut May 28.
- ◆ Pitched 14.1 innings over three stints with the club, finishing the year with a nine-game scoreless streak (4.2 IP).
- ◆ Made 20 appearances with Triple-A **Buffalo**, going 3-0 with a 1.83 ERA (19.2 IP - 4 ER) and 26 strikeouts.

2015

- ◆ In fourth season with **Blue Jays**, ranked third among A.L. relievers with a 6.57 SO/BB ratio and seventh with a 1.49 BB/9 ratio.
- ◆ Was optioned to Triple-A Buffalo Aug. 17 and returned to Toronto Sept. 1...Made five appearances for Bisons.
- ◆ Following return to Blue Jays in September, did not allow a run over 12 appearances (6.0 IP), with opponents hitting .280 (7/25).

2014

- ◆ Appeared in a career-high 71 games for **Blue Jays** and recorded career high four saves.
- ◆ Stranded 51 of his Major League-leading 66 inherited runners.
- ◆ Held left-handed batters to just a .159 (14/88) average.
- ◆ In games in which he worked more than 1.0 IP posted an ERA of 0.86 (31.1 IP - 3ER).
- ◆ Did not allow a home run through first 42 appearances, until Angels Albert Pujols hit a two-run shot on July 9.

2013

- ◆ With **Blue Jays**, ranked sixth among A.L. relievers with 1.69 walks per nine innings...Also ranked tied for second among all A.L. pitchers with five pickoffs.
- ◆ Earned first career win April 10 at Detroit after working 1.0 scoreless inning with two strikeouts.
- ◆ Recorded first career save after throwing a career-high 3.0 scoreless innings Apr. 12 at KC.
- ◆ Allowed first home run of career Apr. 30 vs. Boston (Jonny Gomes)...Established a then-Blue Jays record with 44 consecutive appearances to start a career before surrendering a home run (Joe Biagini would break record in 2016 with 49 straight homerless appearances to start his career).



2012

- ◆ Made 33 appearances for **Blue Jays** in first Major League season.
- ◆ Voted Blue Jays Rookie of the Year by Toronto chapter of BBWAA.
- ◆ Held opponents to a .232 (26/112) average, including .207 (12/58) mark and only two XBH (both doubles) vs. left-handed hitters.
- ◆ Made Major League debut July 14 vs. Cleveland, tossing two perfect innings.
- ◆ Pitched more than one inning in 10 of 33 outings...In those contests posted a 0.96 ERA (18.2 IP - 2 ER).
- ◆ Allowed runs in five of first nine outings and then allowed a run in just one of final 24 appearances.
- ◆ Began season with Double-A **New Hampshire**, posting a 2.78 ERA (45.1 IP - 14 ER) in 37 appearances for Fisher Cats before promotion directly from Double-A to Majors.

POSTSEASON SUMMARY

- ◆ Made postseason debut in **2015** with **Blue Jays** and retired all three batters faced across two ALDS appearances vs. Rangers...Made two appearances in ALCS vs. Royals and allowed one run in 1.0 total inning of work.
- ◆ Was on **Blue Jays** postseason rosters in **2016** but did not appear in Wild Card Game, ALDS or ALCS.
- ◆ In **2020**, with **Rays** was unscored upon in eight of nine appearances...Was charged with only two runs allowed during Game 4 of World Series vs. Dodgers...Compiled seven strikeouts across 5.1 innings in his nine outings.

WILD CARD TOTALS

Year	Club, Opp.	W-L	ERA	G	GS	CG	SHO	SV	IP	H	R	ER	BB	SO
2016	TOR, BAL													
<i>Did not pitch</i>														
2020	TB, TOR	0-0	0.00	1	0	0	0	0	0.2	1	0	0	0	1
Totals		0-0	0.00	1	0	0	0	0	0.2	1	0	0	0	1

DIVISION SERIES TOTALS

Year	Club, Opp.	W-L	ERA	G	GS	CG	SHO	SV	IP	H	R	ER	BB	SO
2015	TOR, TEX	0-0	0.00	2	0	0	0	0	1.0	0	0	0	0	0
2016	TOR, TEX													
<i>Did not pitch</i>														
<i>Did not pitch</i>														
Totals		0-0	0.00	2	0	0	0	0	1.0	0	0	0	0	0

LEAGUE CHAMPIONSHIP SERIES TOTALS

Year	Club, Opp.	W-L	ERA	G	GS	CG	SHO	SV	IP	H	R	ER	BB	SO
2015	TOR, KC	0-0	9.00	2	0	0	0	0	1.0	1	1	1	2	0
2016	TOR, CLE													
<i>Did not pitch</i>														
2020	TB, HOU	0-0	0.00	4	0	0	0	0	2.1	0	0	0	1	3
Totals		0-0	2.70	6	0	0	0	0	3.1	1	1	1	3	3

WORLD SERIES TOTALS

Year	Club, Opp.	W-L	ERA	G	GS	CG	SHO	SV	IP	H	R	ER	BB	SO
2020	TB, LAD	0-0	7.71	4	0	0	0	0	2.1	2	2	2	1	3

NOTABLE MINOR LEAGUE AWARDS AND HONORS

- ◆ **2010** Midwest League Mid-Season All-Star.

CAREER TRANSACTIONS

- ◆ June 9, 2009...Selected by **Blue Jays** in ninth round of First-Year Player Draft (signed July 1, 2009).
- ◆ July 31, 2018...Traded by **Blue Jays** to **Phillies** for RHP Jacob Waguespack.
- ◆ Feb. 17, 2019...Signed by **Padres** to one-year contract.
- ◆ Feb. 11, 2020...Signed by **Rays** to a minor league contract.
- ◆ Jan. 30, 2021...Signed by **Mets** to one-year contract.
- ◆ Nov. 16, 2021...Signed by **Angels** to two-year contract (with a club option for 2024 season).

PERSONAL/MISC

- ◆ Aaron Christopher Loup.
- ◆ Participated in Blue Jays Winter Tour in 2013 and 2015.
- ◆ Pitched in Arizona Fall League following 2011 season, representing Blue Jays organization.
- ◆ Is a fan of Major League Fishing...Second career choice would be a pro bass angler...Bought a boat in 2020 after Spring Training was suspended.
- ◆ Favorite football team is New Orleans Saints.
- ◆ Enjoys music, especially country songs...His favorite artists include Eric Church, Brantley Gilbert and Florida Georgia Line...Favorite song is Rodeo by Garth Brooks.

LOUP





- ◆ Pitched at Tulane University where he majored in digital design...Made 49 appearances (18 starts) in three seasons with the Green Wave...Struck out a team-high 61 in 57.2 innings as a junior.
- ◆ Graduated from Hahnville HS (Boutte, LA)...Was the first alumni of the school to play in Major Leagues...Named a two-time First-Team All-District 6-5A and all-metro...Helped lead Hahnville to four state playoff appearances behind a combined 32-7 record and 121 strikeouts...Pitched a no-hitter during his sophomore season.
- ◆ Originally signed by Blue Jays scout Rob St. Julien.

MAJOR LEAGUE HITTING TOTALS

	AVG	AB	R	H	2B	3B	HR	RBI	SH	SF	HBP	BB	IBB	SO	SB	CS	GDP	SLG	OBP
CAREER	.000	1	0	0	0	0	0	0	0	0	0	0	0	0	0	0	0	.000	.000

CAREER FIELDING

POS	PCT	G	PO	A	E	TC	DP
P	.938	471	16	89	7	112	8

LOUP'S CAREER HIGHS

	SEASON		GAME
Wins	6 — 2021	SO	5 — 4/7/17 at TB
Losses	6 — 2013	IP	3.0 — Twice; last, 6/22/21 vs. ATL
ERA	0.95 — 2021	R	4 — 4 times; last, 7/9/17 vs. HOU
IP	69.1 — 2013	ER	4 — Twice; last, 6/7/14 vs. STL
SO	64 — 2017	BB	3 — 3 times; last, 6/30/17 vs. BOS
Win Streak	6 — 5/7/21-active	H	5 — 9/4/12 vs. BAL



LOUP



CATCHER



KYLE LOVELACE

#95

BORN: AUG. 3, 1998

BIRTHPLACE: LUFKIN, TX

ACQUIRED: SIGNED AS NON-DRAFTED FREE AGENT, JULY 13, 2021

SIGNED THRU: 2022; UNDER CLUB CONTROL; 0/3 OPTIONS USED

OPENING DAY AGE: 23

RESIDES: HUDSON, TX

HEIGHT: 5-10 **WEIGHT:** 170 **BATS:** R **THROWS:** R

NON-ROSTER INVITEE

LOVELACE'S LIFETIME PLAYING RECORD

Year	Club	AVG	G	AB	R	H	2B	3B	HR	RBI	SH	SF	HBP	BB	IBB	SO	SB	CS	GDP	SLG	OBP	E
2021	— Angels (ACL)	.368	7	19	2	7	1	0	0	3	0	0	1	3	0	7	1	0	0	.421	.478	1

2021 SEASON

- ◆ Signed with **Angels**, July 13, as a non-drafted free agent...Made professional debut with **ACL Angels** and totaled seven games (six as a catcher and one at DH).
- ◆ Recorded multiple hits in three of his six starts.
- ◆ Began year with his fourth collegiate season at **University of Houston**...Made 42 appearances (34 starts behind the plate) for the Cougars and led team with a .996 fielding percentage...Also led team in sac bunts (7) and caught nine runners stealing.
- ◆ Homered in his final at-bat of season for UH, marking the first home run of his collegiate career.

CAREER HIGHLIGHTS

- ◆ Made professional debut during 2021 season with ACL Angels.
- ◆ Received numerous honors during collegiate career, including selections to 2019-20 American Athletic Conference All-Academic Team, 2018 NCAA Chapel Hill Regional All-Tournament Team and 2018 All-Silver Glove Series honors.

CAREER TRANSACTIONS

- ◆ July 13, 2021...Signed by **Angels** as non-drafted free agent.

PERSONAL/MISC

- ◆ Kyle Blake Lovelace...On Twitter: @lovelacekyle.
- ◆ 2022 marks first season as a non-roster invitee to Major League Spring Training.
- ◆ Graduated from Hudson HS (Hudson, TX), where he earned four varsity letters...Helped team to two District titles (2014, 2016) and 2015 Regional Quarterfinals...Was a two-time Team Defensive MVP, two-time District MVP (2016, 2017) and All-State honoree in final two seasons.
- ◆ Prior to signing with Angels, announced he was transferring to Texas A&M to continue baseball career and education.

LOVELACE





BRANDON MARSH

#16

BORN: DEC. 18, 1997
BIRTHPLACE: BUFORD, GA

OPENING DAY AGE: 24
RESIDES: BUFORD, GA

MLB SERVICE: 78 DAYS

ACQUIRED: SELECTED IN SECOND ROUND OF 2016 FIRST-YEAR PLAYER DRAFT
SIGNED THRU: 2022; UNDER CLUB CONTROL; 1/3 OPTIONS USED

HEIGHT: 6-4 **WEIGHT:** 215 **BATS:** L **THROWS:** R

MARSH'S LIFETIME PLAYING RECORD

Year	Club	AVG	G	AB	R	H	2B	3B	HR	RBI	SH	SF	HBP	BB	IBB	SO	SB	CS	GDP	SLG	OBP	E
2016—																						
<i>INJURED — DID NOT PLAY</i>																						
2017	— Orem	.350	39	177	47	62	13	5	4	44	0	1	5	9	1	35	10	2	1	.548	.396	0
2018	— Burlington	.295	34	132	26	39	12	1	3	24	0	1	0	21	2	40	4	0	2	.470	.390	3
	Inland Empire	.256	93	371	59	95	15	6	7	46	0	1	1	52	1	118	10	4	3	.385	.348	5
2019	— Mobile	.300	96	360	48	108	21	2	7	43	0	2	3	47	3	92	18	5	6	.428	.383	4
	Angels (AZL)	.048	5	21	1	1	0	0	0	2	0	0	0	0	0	7	1	0	1	.048	.048	0
2020—																						
<i>DID NOT PLAY — Participated at Angels Alternate Training Site</i>																						
2021	— Salt Lake	.255	24	94	32	24	5	3	3	8	0	0	0	16	0	29	2	0	1	.468	.364	1
	Angels (AZL)	.500	4	14	6	7	1	1	1	7	0	0	0	4	1	3	0	0	0	.929	.611	0
	LAA	.254	70	236	27	60	12	3	2	19	1	1	2	20	0	91	6	1	3	.356	.317	1
MINOR TOTALS		.288	295	1168	213	336	67	18	25	174	0	5	9	149	8	324	45	11	14	.440	.371	13

2021 SEASON

- ◆ Saw first big league action of career after starting the season in the minors...Following Spring Training, was assigned to the **Alternate Training Site**...Assigned to Triple-A **Salt Lake** in May...Hit .255 (24/94) with three home runs and eight RBI in 24 games with the Bees before being recalled by the **Angels**.
- ◆ Made Major League debut July 18 vs. Seattle and went on to hit .254 (60/236) with 12 doubles, three triples two home runs and 27 runs scored in 70 games...Following call up, ranked in the Top 5 of A.L. rookies in average (1st, min 250 PA), hits (3rd), doubles (T4th), triples (T2nd), stolen bases (5th) and OPS (.673, min 250 PA).
- ◆ Tallied first hit July 19 vs. Oakland, a single off Cole Irvin...Collected first career home run Aug. 25 at Baltimore...Also logged five RBI that night...Was one of five Halo rookies to tally a five-RBI game since 2010 joining Francisco Arcia, Mike Trout, Mark Trumbo and Bobby Wilson.
- ◆ Entered the 2021 season rated by *Baseball America* as the Angels number 2 prospect.

NOTABLE MINOR LEAGUE AWARDS AND HONORS

- ◆ **2019** Angels Minor League Defensive Player of the Year...Angels Minor League Player of the Month (May)...Angels Minor League Defensive Player of the Month (August)...Southern League Mid-Season All-Star...Southern League Post-Season All-Star...Participated in the Arizona Fall League...Arizona Fall League Rising Stars Game.
- ◆ **2018** Angels Minor League Defensive Player of the Year...Angels Minor League Player of the Month (April)...Angels Minor League Defensive Player of the Month (June).

CAREER TRANSACTIONS

- ◆ June 9, 2016...Selected by the **Angels** in the second round of the 2016 First-Year Player Draft.

PERSONAL/MISC

- ◆ Brandon Chase Marsh...On Twitter: @brandon_marshall22.
- ◆ Changed his stance during the 2019 campaign to become more upright.
- ◆ In 2016, post-draft medical report revealed stress fracture in back...Did not play that summer for Angels.
- ◆ Prepped at Buford High School (GA)...Was a three-sport star in baseball, football and basketball...A standout wide receiver/cornerback who helped HS team win Georgia AAAA state championships in 2013 and 2014.
- ◆ Focused solely on baseball senior year in 2016...Named Player of Year for 4A All-Region Team after finishing senior campaign with a .559 average, 66 hits and 25 RBI...Buford finished as state runner-up.
- ◆ Was a Kennesaw State University (Kennesaw, GA) commit before signing with Angels
- ◆ Originally signed by Angels scout Todd Hogan.



RHP



JOSÉ MARTE

#68

BORN: JUNE 14, 1996
BIRTHPLACE: SANTIAGO, DR
MLB SERVICE: 45 DAYS

OPENING DAY AGE: 25
RESIDES: SANTIAGO, DR

ACQUIRED: FROM SAN FRANCISCO WITH RHP SAM SELMAN AND RHP IVAN ARMSTRONG FOR LHP TONY WATSON, JULY 30, 2021
SIGNED THRU: 2022; UNDER CLUB CONTROL; 0/3 OPTIONS USED

HEIGHT: 6-3 **WEIGHT:** 180 **BATS:** R **THROWS:** R

MARTE'S LIFETIME PITCHING RECORD

Year	Club	W-L	ERA	G	GS	CG	GF	SHO	SV	IP	H	R	ER	HR	HB	BB	IBB	SO	WP	BK	BAA
2016	Giants (DSL)	1-1	1.89	5	5	0	0	0	0	19.0	12	10	4	0	10	0	18	1	0	5	.182
2017	Salem-Keizer	2-5	5.33	14	14	0	0	0	0	54.0	61	42	32	2	34	0	42	3	3	8	.281
	Giants (AZL)	0-0	0.00	1	0	0	0	0	0	1.0	0	0	0	0	0	0	2	0	0	0	.000
2018	Augusta	7-7	4.70	25	25	0	0	0	0	118.2	127	68	62	10	50	0	112	2	0	15	.275
2019	San Jose	3-9	5.59	18	17	0	0	0	0	74.0	70	51	46	7	44	1	80	1	1	11	.255
2020										DID NOT PLAY - No Minor League Season											
2021	Eugene	0-0	0.00	5	0	5	0	0	3	6.1	3	0	0	0	0	0	14	2	0	1	.130
	Richmond	2-0	3.57	19	0	7	0	0	1	22.2	21	11	9	0	15	1	36	0	0	3	.247
	Rocket City	0-0	0.00	3	0	2	0	0	0	3.0	1	0	0	0	2	0	5	0	0	0	.100
	Salt Lake	1-2	8.59	7	0	3	0	0	0	7.1	10	9	7	0	5	1	7	2	0	1	.323
	LAA	0-1	9.00	4	0	2	0	0	0	4.0	4	5	4	1	3	0	5	0	0	0	.267
MAJOR TOTALS		0-1	9.00	4	0	2	0	0	0	4.0	4	5	4	1	3	0	5	0	0	0	.267
MINOR TOTALS		16-24	4.71	97	61	17	0	0	4	306.0	305	191	160	19	160	3	316	11	4	44	.260

Disabling Injuries: 2021 — Disabled Aug. 22 - Sept. 17

2021 SEASON

- ◆ Began year with High-A **Eugene** in Giants system, tossing 6.1 scoreless innings and converting all three save opportunities before promotion to Double-A **Richmond**.
- ◆ With the Flying Squirrels, had a 2-0 record and 3.57 ERA (22.2 IP – 9 ER) in 19 appearances
- ◆ Traded to **Angels** organization alongside RHP Sam Selman and minor league RHP Ivan Armstrong on July 30 in exchange for LHP Tony Watson...Was assigned to Double-A **Rocket City**.
- ◆ After three games - all scoreless 1.0 inning appearances - for Trash Pendas, was promoted to Triple-A **Salt Lake**, Aug. 7 and made four appearances for Bees prior to having contract selected by **Angels**, Aug. 20.
- ◆ Made Major League debut Aug. 20 at Cleveland, working 2.0 shutout innings with four strikeouts.
- ◆ Was placed on injured list Aug. 22, while Angels were in Williamsport for Little League Classic and ultimately missed 21 games while on IL.
- ◆ Returned to Angels Sept. 17 and made three appearances before being optioned back to Salt Lake for remainder of season.

CAREER TRANSACTIONS

- ◆ July 2, 2015...Signed by **Giants** as international free agent.
- ◆ July 30, 2021...Traded by **Giants** with RHP Sam Selman and RHP Ivan Armstrong to **Angels** for LHP Tony Watson.

PERSONAL/MISC

- ◆ Jose Manuel Marte.
- ◆ Led Augusta staff in 2018 with 118.2 innings pitched.
- ◆ Pitched in Dominican Winter League for Tigres del Licey during 2021-22 offseason...Teammates included several past and present Angels players, including Erick Aybar, Ervin Santana, Taylor Cole and Oliver Ortega.
- ◆ Was not selected to Giants Player Pool during 2020 season.
- ◆ Originally signed by Giants scout Rudy Moretta.

CAREER FIELDING

POS	PCT	G	PO	A	E	TC	DP
P	---	4	0	0	0	0	0



RHP



MIKE MAYERS

#21

BORN: DECEMBER 6, 1991 **OPENING DAY AGE:** 30
BIRTHPLACE: GROVE CITY, OH **RESIDES:** NAPLES, FL
MLB SERVICE: 4 YEARS, 20 DAYS
ACQUIRED: CLAIMED OFF WAIVERS FROM ST. LOUIS, NOV. 1, 2019
SIGNED THRU: 2022; 2ND-YEAR ARB. ELIGIBLE; 3/3 OPTIONS USED

HEIGHT: 6-2 **WEIGHT:** 220 **BATS:** R **THROWS:** R

MAYERS' LIFETIME PITCHING RECORD

Year	Club	W-L	ERA	G	GS	CG	GF	SHO	SV	IP	H	R	ER	HR	HB	BB	IBB	SO	WP	BK	BAA
2013	Cardinals (GCL)	1-0	1.50	5	3	0	0	0	0	12.0	6	4	2	1	0	6	1	13	1	1	.146
	Peoria	0-3	3.70	5	5	0	0	0	0	24.1	29	10	10	2	1	5	0	14	2	0	.302
2014	Palm Beach	2-7	3.72	12	12	1	0	0	0	72.2	84	35	30	5	2	13	0	61	1	0	.294
	Springfield	6-5	2.83	13	13	0	0	0	0	76.1	81	29	24	2	4	23	0	52	2	1	.277
	Memphis	0-0	7.20	1	1	0	0	0	0	5.0	9	5	4	2	0	1	0	4	1	0	.409
2015	Springfield	1-4	6.56	10	10	1	0	1	0	46.2	53	39	34	8	5	21	0	36	7	1	.291
	Cardinals (GCL)	1-0	1.29	2	2	0	0	0	0	7.0	6	1	1	0	0	0	0	7	0	0	.250
2016	Springfield	5-2	2.30	9	9	0	0	0	0	54.2	47	17	14	4	1	17	0	43	3	1	.229
	Memphis	4-8	3.73	16	16	1	0	0	0	89.1	87	44	37	8	5	31	2	84	2	0	.256
	ST. LOUIS	1-1	27.00	4	1	0	0	0	0	5.1	16	16	16	3	1	3	0	2	0	0	.533
2017	Springfield	5-6	3.28	31	15	0	3	0	0	109.2	117	44	40	12	4	32	1	97	1	0	.270
	ST. LOUIS	0-0	11.57	3	0	0	1	0	0	4.2	8	8	6	2	0	4	1	3	0	0	.421
2018	ST. LOUIS	2-1	4.70	50	0	15	0	1	51.2	59	28	27	7	1	15	1	49	4	0	0	.289
	Memphis (1)	0-0	0.00	5	0	0	4	0	3	7.2	5	0	0	0	0	4	0	8	0	0	.185
2019	ST. LOUIS	0-1	6.63	16	0	0	4	0	0	19.0	21	14	14	3	1	11	2	16	1	0	.276
	Memphis (1)	0-1	3.15	20	1	0	10	0	6	20.0	21	10	7	4	0	7	0	24	1	0	.266
2020	LAA	2-0	2.10	29	0	0	4	0	2	30.0	18	10	7	2	1	9	0	43	0	0	.162
2021	LAA	5-5	3.84	72	2	0	9	0	2	75.0	71	32	32	11	3	26	0	90	0	0	.250
MAJOR TOTALS		10-8	4.94	174	3	0	33	0	5	185.2	193	108	102	28	7	68	4	203	5	0	.267
ANGELS TOTALS		7-5	3.34	101	2	0	13	0	4	105.0	89	42	39	13	4	35	0	133	0	0	.225
N.L. TOTALS		3-3	7.03	73	1	0	20	0	1	80.2	104	66	63	15	3	33	4	70	5	0	.316
MINOR TOTALS		25-36	3.48	129	87	3	17	1	9	525.1	545	238	203	48	22	160	4	443	22	4	.269

(1) rehab assignment

Disabling Injuries: **2021** — Disabled May 3-5
 2019 — Right shoulder lat strain; disabled June 17 - July 23
 2018 — Right shoulder inflammation; disabled Aug. 26 - Sept. 11

2021 SEASON

- ◆ Appeared in career high 72 games in second season with **Angels**, which tied for fourth-most in American League...His 72 pitching appearances also tied for ninth-most in a season in Angels history...Also set single season career highs in wins (5), starts (2), innings pitched (75.0) and strikeouts (90).
- ◆ Ranked eighth among all A.L. pitchers (min. 75 IP) with a 10.8 SO/9 innings rate (90 SO - 75 IP).
- ◆ Pitched to a 2.91 ERA (34 IP - 11 ER) on the road, compared with a 4.61 ERA (41 IP - 21 ER) at Angel Stadium.
- ◆ Earned five winning decisions after totaling five wins across his first five Major League seasons.
- ◆ Made two starts in "bullpen games" for Angels, Aug. 30 vs. Yankees and Sept. 8 at Padres...Only other big league start was MLB debut for Cardinals on July 24, 2016 vs. Dodgers.
- ◆ Recorded two saves, matching single season career best...Saves came April 5 vs. Houston & May 16 at Boston.
- ◆ Pitched to a 1.69 ERA (10.2 IP - 2 ER) with 13 strikeouts in 10 appearances in month of September, including a streak of nine consecutive scoreless appearances (9 IP).

CAREER HIGHLIGHTS

- ◆ Ranks tied for fourth in Majors with 101 pitching appearances since start of 2020 season.
- ◆ Named American League Reliever of the Month for September 2020...Was the first Angels pitcher to receive the monthly honors since the award was reintroduced in 2017...Went 2-0 with two saves and recorded a 0.98 ERA (18.1 IP - 2 ER) and 25 strikeouts while allowing just five walks and seven hits in 14 September appearances.
- ◆ Made Major League debut with Cardinals, July 24, 2016 vs. Dodgers.

MAYERS



MAJOR LEAGUE SUMMARY

2020

- ◆ In first season with **Angels**, ranked among American League leaders (min. 30 IP) in several categories, including: opponent batting average (1st; .167), opponent OPS (1st; .484), ERA (3rd; 2.10), SO/9 (3rd; 12.9), WHIP (5th; 0.90) and HR/9 (8th; 0.60).
- ◆ Struck out 35.5% of batters faced (43 SO - 121 BF), which was third highest rate in A.L.
- ◆ Named American League Reliever of the Month for September...First Angels pitcher to receive the monthly honors since the award was reintroduced in 2017...Went 2-0 with two saves and recorded a 0.98 ERA (18.1 IP - 2 ER) and 25 strikeouts while allowing just five walks and seven hits in 14 September appearances...Allowed one extra-base hit (67 total batters faced)...Held opponents to a .113 (7/62) average during September.
- ◆ Did not allow a hit across nine consecutive scoreless outings from Sept. 5-21, tallying 17 strikeouts while permitting just a pair of walks over 13.2 innings of relief.

2019

- ◆ Made Opening Day roster for second time in career as a member of **Cardinals**.
- ◆ Played 16 games over two stints in Majors.
- ◆ Recorded six saves in a 10 game stint with Triple-A **Memphis**... Pitched to a 1.80 ERA (10 IP — 2 ER) with 10 hits, three walks and 15 strikeouts.
- ◆ Had a .211 BAA (15/71) with runners on over 36 games (in Majors and minors).

2018

- ◆ Made an Opening Day roster for first time in career as a member of **Cardinals**.
- ◆ Pitched in 50 games across seven stints in Majors...Also pitched in five games for Triple-A **Memphis**.
- ◆ Recorded first Major League save at Cincinnati on Apr. 12 pitching three innings, letting up two hits and one walk with two strikeouts.
- ◆ Had scoreless outings in every minor league appearance during the season... Pitched 7.2 innings with only five hits, four walks and eight strikeouts and a .185 BAA (5/27).

2017

- ◆ Spent majority of season with **Memphis** and had three stints in the Majors appearing in three games for **Cardinals**...Pitched 4.2 innings in relief.
- ◆ Made 15 starts for Memphis before converting to a reliever role.
- ◆ Went 5-6 as a starter in Memphis... Pitched to a 3.71 ERA (80 IP — 33 ER), logged 70 strikeouts and 28 walks.
- ◆ Had a 2.12 ERA (29.2 IP — 7 ER) as a reliever in Memphis with 27 strikeouts and a .236 BAA.
- ◆ Made six postseason appearances for Memphis... Went 1-0 with a 0.00 ERA (11 IP — 0 ER), 10 strikeouts, four walks and a .162 BAA (6/37).

2016

- ◆ Appeared in four games for the **Cardinals**...Went 1-1 and pitched 5.1 innings.
- ◆ Made Major League debut on July 24 against the Dodgers.
- ◆ Earned first MLB win Sept. 6 vs. Pirates...Pitched one scoreless inning.
- ◆ Made 25 starts between Double-A **Springfield** and Triple-A **Memphis** going 9-10 with a 3.19 ERA (144 IP — 51 ER) and 127 strikeouts.
- ◆ Was named to Texas League North Mid-Season All-Star Team.

NOTABLE MINOR LEAGUE AWARDS AND HONORS

- ◆ 2016 Texas League North Mid-Season All Star Game Selection.

CAREER TRANSACTIONS

- ◆ June 7, 2013... Selected by **Cardinals** in third round of 2013 First-Year Player Draft (signed June 14, 2013).
- ◆ Nov. 1, 2019... Claimed off waivers by **Angels** from **Cardinals**.

PERSONAL/MISC

- ◆ Michael Christopher Mayers...Pronounced MY-ers...On Twitter: @mike_mayers59.
- ◆ Learned his cutter after seeing a social media post of a baseball that Mariano Rivera had marked for Roy Halladay to help him with his cutter grip.
- ◆ Attended Grove City HS (OH), where he played baseball, basketball and football (quarterback).
- ◆ Went to University of Mississippi where he held a 12-9 record with a 3.43 ERA over three seasons.
- ◆ Originally signed by Cardinals scout Nicholas Brannon.





MAJOR LEAGUE HITTING TOTALS

	AVG	AB	R	H	2B	3B	HR	RBI	SH	SF	HBP	BB	IBB	SO	SB	CS	GDP	SLG	OBP
CAREER	.000	2	0	0	0	0	0	0	0	0	0	1	0	2	0	0	0	.000	.333

CAREER FIELDING

POS	PCT	G	PO	A	E	TC	DP
P	.962	174	11	14	1	26	0

MAYERS' CAREER HIGHS

	SEASON		GAME
Wins	5 — 2021	SO	4 — 8/17/21 at DET
Losses	5 — 2021	IP	3.0 — 3 times; last, 5/6/18 vs. CHC
Saves	2 — 2021 & 2020	R & ER	9 — 7/24/16 vs. LAD
ERA	2.10 — 2020	BB	3 — 7/2/17 vs. WSH
IP	75.0 — 2021	H	8 — 7/24/16 vs. LAD
SO	90 — 2021		



MAYERS



INFIELDER



JACK MAYFIELD

#9

BORN: SEPT. 30, 1990

OPENING DAY AGE: 31

BIRTHPLACE: DEL RIO, TX

RESIDES: DEL RIO, TX

MLB SERVICE: 1 YEAR, 163 DAYS

ACQUIRED: CLAIMED OFF WAIVERS FROM SEATTLE, JUNE 13, 2021

SIGNED THRU: 2022; UNDER CLUB CONTROL; 2/3 OPTIONS USED

HEIGHT: 5-11 **WEIGHT:** 190 **BATS:** R **THROWS:** R

MAYFIELD'S LIFETIME PLAYING RECORD

Year	Club	AVG	G	AB	R	H	2B	3B	HR	RBI	SH	SF	HBP	BB	IBB	SO	SB	CS	GDP	SLG	OBP	E
2013	Greeneville	.255	29	94	12	24	5	0	3	11	4	1	3	9	0	19	2	2	1	.404	.336	3
	Tri-City	.220	26	91	13	20	3	0	1	7	1	1	4	1	0	18	1	1	4	.286	.258	6
2014	Quad Cities	.265	39	147	24	39	9	0	2	16	0	2	1	13	1	26	2	1	3	.367	.325	7
	Lancaster	.293	66	246	39	72	22	2	7	39	3	4	4	20	0	50	1	6	3	.484	.350	10
2015	Lancaster	.303	66	271	46	82	13	4	7	43	0	2	5	25	0	46	2	1	5	.458	.370	6
	Corpus Christi	.260	48	173	34	45	6	0	7	22	2	2	0	19	1	36	3	1	8	.416	.330	3
2016	Corpus Christi	.237	33	118	21	28	7	0	9	26	0	2	3	8	0	27	2	0	3	.525	.298	6
	Fresno	.197	45	132	10	26	5	0	2	18	3	3	0	11	0	27	2	1	2	.280	.253	1
2017	Corpus Christi	.289	70	270	39	78	16	2	14	44	0	3	1	17	1	57	7	2	9	.519	.330	11
	Fresno	.273	42	154	28	42	12	0	6	23	0	0	1	10	0	30	3	0	7	.468	.321	5
2018	Fresno	.270	113	433	66	117	31	1	16	66	1	7	5	33	0	92	5	4	12	.457	.324	10
2019	Round Rock	.287	100	380	78	109	26	1	26	79	0	9	5	37	0	78	7	1	11	.566	.350	5
	HOU	.156	26	64	8	10	5	0	2	5	0	0	0	1	0	16	0	0	0	.328	.169	1
2020	HOU	.190	21	42	5	8	1	0	0	3	1	1	1	2	0	14	0	0	1	.214	.239	0
2021	Salt Lake	.329	15	70	14	23	2	3	5	11	0	0	1	5	1	8	1	1	2	.657	.382	1
	Tacoma	.500	1	6	2	3	0	0	0	1	0	0	0	0	0	1	0	0	1	.500	.500	0
	SEA	.176	11	34	2	6	1	0	0	3	0	0	0	1	0	10	0	0	2	.206	.200	0
	LAA	.224	75	232	28	52	14	0	10	36	3	1	3	16	0	58	5	0	4	.414	.282	8
MAJOR TOTALS		.204	133	372	43	76	21	0	12	47	4	2	4	20	0	98	5	0	7	.358	.251	9
MINOR TOTALS		.274	693	2585	426	708	157	13	105	406	14	36	33	208	4	515	38	21	71	.467	.332	74

2021 SEASON

- ◆ Spent time with four different organizations following the 2020 season...Selected off waivers by **Atlanta** from **Houston** in November, 2020...Acquired by the **Angels** for cash considerations Feb. 25...Claimed off waivers by **Seattle** April 27 before being selected back off waivers by the Angels on June 13.
- ◆ Appeared in 86 big league games with the Angels and Mariners, combining to hit .218 (58/266) with 15 doubles, 10 home runs and 39 RBI...Spent a bulk of the playing time with the Halos setting career highs in home runs, RBI and runs scored...Joined Jared Walsh as the only Halo infielders with 10 doubles and 10 home runs.
- ◆ Made first career pitching appearance June 1 vs. Oakland with the Mariners...Pitched .1 of an inning, finishing the game, a 12-6 loss.
- ◆ Spent time defensively with the Angels at both third base (66 G) and shortstop (12 G).
- ◆ Also saw action in 16 Triple-A games with Salt Lake (15 G) and Tacoma (1 G)...Went 23-for-70 (.329) in his 15 games with the Bees.

CAREER HIGHLIGHTS

- ◆ Utility infielder made Major League debut May 27, 2019 with Houston vs. the Cubs.
- ◆ Logged first career hit that afternoon, a double off starter Cole Hamels.
- ◆ Collected first career home run June 6, 2019 at Seattle...Initially signed as an amateur free agent with Houston.

MAJOR LEAGUE SUMMARY

2020

- ◆ In second Major League season with **Astros**, played in 21 games across two big league stints...Made Houston's Opening Day roster for first time in career...Was optioned to Alternate Training Site, Aug. 6 and recalled Aug. 16 for remainder of season.

2022 LOS ANGELES ANGELS



- ◆ Made 13 starts, logging time defensively at third base (six starts, eight appearances), shortstop (four starts, eight appearances) and second base (three starts, five appearances)...Had no errors in 38 total chances.
- ◆ Seven of his eight hits came against right-handers...Only hit against a lefty was a two-run single vs. Angels (off José Suarez, Aug. 25-Game 1).
- ◆ Had career-best three-game hitting streak, from Sept. 5-6, all against Angels...Went 3-for-10 (.300) with one double in that stretch...Five of eight hits on season came against Angels.

2019

- ◆ Made Major League May 27 with **Astros** in a start at second base vs. Cubs...Went 1-for-4 with a double and RBI groundout...The two-base hit came in first career plate appearance, off Cole Hamels...Became first Astros player to record an extra-base hit in first career plate appearance since Kiké Hernández (July 1, 2014 vs. Seattle).
- ◆ Debuted in his seventh professional season after going undrafted in 2013.
- ◆ Hit first career home run June 6 at Seattle, off Roenis Elias.
- ◆ Tied franchise rookie record for doubles in a single game, when he went 3-for-4 with three doubles, three runs scored and an RBI, June 15 vs. Toronto...Also tied club record for doubles in a game by a second baseman, joining Mark Loretta (July 5, 2008 at ATL), Craig Biggio (May 15, 2002 vs. PHI and June 14, 1999 vs. ATL) and Art Howe (June 2, 1977 at CIN)...Mayfield was the only one to also score three runs in the game.

NOTABLE MINOR LEAGUE AWARDS AND HONORS

- ◆ **2019** MiLB Organizational All-Star
- ◆ **2018** MiLB Organizational All-Star
- ◆ **2017** Texas League Mid-Season All-Star
- ◆ **2015** California League Mid-Season All-Star

POSTSEASON SUMMARY

- ◆ Did not get selected to **Astros** postseason rosters in **2019**.
- ◆ In **2020**, made **Astros** Wild Card Series roster...Did not appear in either of the two games at Minnesota...Did not get selected to ALDS or ALCS rosters.

CAREER TRANSACTIONS

- ◆ June 17, 2013...Signed by **Astros** as a non-drafted free agent June 17, 2013.
- ◆ Nov. 20, 2020...Claimed off waivers from **Astros** by **Braves**.
- ◆ Feb. 25, 2021...Claimed off waivers from **Braves** by **Angels**.
- ◆ April 27, 2021...Claimed off waivers from **Angels** by **Mariners**.
- ◆ June 13, 2021...Claimed off waivers from **Mariners** by **Angels**.

PERSONAL/MISC

- ◆ David Jack Mayfield...On Twitter: @jackmayfield8.
- ◆ Jack and his wife, Jackie, have two children: Jackson and Rylee.
- ◆ Recorded a 20-game hitting streak with Triple-A Round Rock, from July 14-Aug. 9, 2019; second-longest streak in Pacific Coast League that season.
- ◆ Played collegiately for four seasons at University of Oklahoma, where he majored in business...Was a two-way player his first two seasons...Posted a 2.88 ERA over 65.2 innings...Became a full-time position player prior to his junior year...In that junior season, 2012, hit .280 and was named to the Big 12 All-Tournament Team and the Charlottesville All-Regional Team...Was Sooners starting second baseman his junior season and starting shortstop his senior season.
- ◆ Attended Del Rio HS (TX), approximately 150 miles west of San Antonio...Hit over .400 in his high school career and was a three-time First Team All-District (2007-09).
- ◆ Originally signed by Astros scout Jim Stevenson.

MISCELLANEOUS STATS

CAREER GRAND SLAMS (1)

Aug. 30, 2021 vs. New York (A.L.)

CAREER FIELDING

POS	PCT	G	PO	A	E	TC	DP
P	---	1	0	0	0	0	0
2B	1.000	19	17	30	0	47	6
3B	.962	77	42	133	7	182	15
SS	.979	41	31	63	2	96	13

MAYFIELD





BRIAN MORAN

#64

BORN: SEPT. 30, 1988

OPENING DAY AGE: 33

BIRTHPLACE: PORT CHESTER, NY

RESIDES: ELMSFORD, NY

MLB SERVICE: 2 YEARS, 27 DAYS

ACQUIRED: SIGNED AS MINOR LEAGUE FREE AGENT, NOV. 24, 2021

SIGNED THRU: 2022; SIGNED ONE-YEAR CONTRACT; 0/3 OPTIONS USED

HEIGHT: 6-4 **WEIGHT:** 225 **BATS:** L **THROWS:** L

NON-ROSTER INVITEE

MORAN'S LIFETIME PITCHING RECORD

Year	Club	W-L	ERA	G	GS	CG	GF	SHO	SV	IP	H	R	ER	HR	HB	BB	IBB	SO	WP	BK	BAA
2009	Pulaski	1-0	3.72	6	0	0	3	0	2	9.2	6	5	4	0	0	2	0	14	1	0	.167
	Clinton	0-3	2.89	12	0	0	3	0	0	18.2	14	7	6	0	0	7	2	17	0	0	.212
2010	Clinton	4-1	1.34	22	0	0	9	0	3	40.1	34	8	6	0	0	6	0	48	3	0	.230
	High Desert	2-0	1.42	17	0	0	11	0	1	25.1	22	4	4	0	0	2	0	29	0	0	.232
	West Tenn.	0-0	13.50	2	0	0	0	0	0	2.0	4	3	3	0	0	1	0	1	0	0	.500
2011	Jackson	5-3	4.60	45	0	0	15	0	0	60.2	60	31	31	9	0	22	2	63	2	0	.256
2012	Jackson	1-2	1.14	24	0	0	7	0	0	31.2	30	5	4	1	0	6	1	29	3	0	.248
	Tacoma	3-3	3.89	23	0	0	8	0	2	37.0	23	17	16	6	0	12	1	53	4	1	.178
2013	Tacoma	2-5	3.45	48	0	0	16	0	4	62.2	70	28	24	4	3	20	5	85	4	2	.290
2014	LAA	INJURED — DID NOT PLAY																			
2015	Bakersfield	0-0	0.00	2	0	0	1	0	0	3.0	0	0	0	0	1	0	0	0	0	0	.000
	Jackson	2-1	3.56	25	0	0	5	0	0	30.1	29	12	12	2	1	17	0	29	2	0	.261
2016	Bridgeport (Ind.)	0-4	3.12	38	0	0	10	0	0	34.2	39	12	12	1	0	12	5	42	6	1	.291
	Gwinnett	0-0	5.06	6	0	0	0	0	0	5.1	6	3	3	1	1	0	0	1	1	0	.300
2017	Bridgeport (Ind.)	1-0	2.33	29	0	0	5	0	0	19.1	8	6	5	0	1	9	0	33	3	0	.127
	Tulsa	0-1	1.89	19	0	0	6	0	1	19.0	12	4	4	1	1	3	0	27	0	0	.182
2018	Oklahoma City	1-1	6.17	9	0	0	1	0	0	11.2	16	9	8	0	1	5	0	10	0	0	.333
	Tulsa	1-1	3.71	22	0	0	8	0	3	26.2	30	13	11	3	2	10	1	34	3	0	.294
	Hartford	0-1	2.42	19	0	0	2	0	0	22.1	15	7	6	1	3	7	0	32	0	0	.185
2019	New Orleans	2-3	3.15	43	1	0	11	0	0	60.0	45	25	21	6	7	26	2	77	4	2	.207
	MIAMI	1-0	4.26	10	0	0	0	0	0	6.1	6	3	3	1	2	2	1	10	0	0	.250
2020	TORONTO	0-0	0.00	2	0	0	1	0	0	1.0	1	0	0	0	0	0	0	1	0	0	.250
	MIAMI	1-0	12.27	5	0	0	1	0	0	3.2	5	5	5	1	0	6	0	6	0	0	.313
2021	Durham	1-0	2.16	53	0	0	8	0	1	50.0	29	15	12	1	9	14	1	65	2	0	.169
MAJOR TOTALS	2-0	6.55	17	0	0	2	0	0	11.0	12	8	8	2	2	8	1	17	0	0	.273	
N.L. TOTALS	2-0	7.20	15	0	0	1	0	0	10.0	11	8	8	2	2	8	1	16	0	0	.275	
IND. TOTALS	1-4	2.83	67	0	0	15	0	0	54	47	18	17	1	1	21	5	75	9	1	.239	
MINOR TOTALS	25-25	3.05	397	1	0	114	0	17	516.1	445	196	175	35	28	161	15	614	29	5	.234	

Disabling Injuries: 2020 — Right knee patellar tendinitis; disabled Aug. 18 (retro to Aug. 17) - end of season

2014 — Left elbow inflammation; disabled Mar. 30 (retro to Mar. 21) - end of season

2021 SEASON

- ◆ Spent entire season with Triple-A **Durham** in Tampa Bay organization and pitched to a 2.16 ERA (50 IP - 12 ER) with 65 strikeouts across 53 appearances.
- ◆ His 53 games ranked tied for second in Triple-A East and his 2.16 ERA was third-best (min. 50 IP)...Ranked fifth in Triple-A East with an 11.7 strikeouts per nine innings rate.
- ◆ Allowed just one home run on the season...Led Triple-A East with a 0.2 HR per nine innings rate...Also led league with a 5.2 hits allowed per nine innings rate.

CAREER HIGHLIGHTS

- ◆ Made Major League debut with Marlins, Sept. 5, 2019 at Pittsburgh and was the winning pitcher for Miami after working 1.0 scoreless inning in relief...His second batter faced was his brother, Colin, who he struck out looking for his first career strikeout...Marked first time in modern era (since 1900) a brother faced his sibling in a batter vs. pitcher matchup of a MLB debut...Became fourth pitcher in Marlins history to enter as a reliever and win his MLB debut, joining Chris Volstad in 2008, Nate Bump in 2003 and Antonio Alfonseca in 1997.
- ◆ Made first career Opening Day roster with Blue Jays in 2020.



- ◆ Missed entire 2014 season after undergoing Tommy John surgery in April...Suffered elbow injury during a Spring Training game with Angels.
- ◆ Was a Pacific Coast League Mid-Season All-Star in 2013 with Tacoma.
- ◆ In 2010, was a Midwest League Mid-Season All-Star and an *MLB.com* Organization All-Star for Seattle.

CAREER TRANSACTIONS

- ◆ June 9, 2009...Selected by **Mariners** in seventh round of First-Year Player Draft (signed July 1, 2009).
- ◆ Dec. 12, 2013...Selected from **Mariners** by **Blue Jays** in Rule 5 Draft.
- ◆ Dec. 12, 2013...Traded by **Blue Jays** to **Angels** for international pool space.
- ◆ Oct. 30, 2014...Returned by **Angels** to **Mariners**.
- ◆ Dec. 10, 2015...Selected from **Mariners** by **Indians** in Rule 5 Draft.
- ◆ Aug. 10, 2016...Signed with **Braves** as a minor league free agent.
- ◆ Dec. 8, 2015...Selected from **Braves** by **Orioles** in Rule 5 Draft.
- ◆ July 15, 2017...Signed with **Dodgers** as a minor league free agent.
- ◆ July 17, 2018...Signed with **Rockies** as a minor league free agent.
- ◆ Dec. 3, 2018...Signed with **Marlins** as a minor league free agent.
- ◆ Feb. 7, 2020...Signed with **Blue Jays** as a minor league free agent.
- ◆ Aug. 2, 2020...Claimed off waivers from **Blue Jays** by **Marlins**.
- ◆ Feb. 12, 2021...Signed with **Rays** as a minor league free agent.
- ◆ Nov. 24, 2021...Signed with **Angels** as minor league free agent.

PERSONAL/MISC

- ◆ Brian William Moran.
- ◆ Brother, Colin, has played six Major League seasons, for Houston (2016-17) and Pittsburgh (2018-21).
- ◆ Uncles B.J. and Rich Surhoff both played in the Major Leagues...B.J. played 19 seasons with the Brewers, Orioles and Braves...Rich appeared in nine games for the Phillies and Rangers during the 1985 season.
- ◆ Attended Iona Prep HS (New Rochelle, NY) and the University of North Carolina at Chapel Hill...Was college teammates with Dustin Ackley and Kyle Seager on the Tar Heels.
- ◆ Played in the Arizona Fall League during 2011 offseason.
- ◆ Has twice pitched in Puerto Rican Winter League...Played for Atenienses de Manati in 2012-13 and for Criollos de Caguas in 2016-17.
- ◆ Pitched in independent Atlantic League during 2016 and 2017 seasons.
- ◆ Originally signed by Mariners scout Rob Mummau.

MORAN



ABOUT THE RALLY MONKEY

BORN: June 6th, 2000

GAME VS: San Francisco Giants

ORIGIN: With the Angels trailing 3-0 in the sixth inning of a game against the San Francisco Giants (June 6, 2000), the Angels' game presentation staff spontaneously created the Rally Monkey phenomenon. Here's how: The entertainment staff members had a video clip of a monkey jumping up and down in their stock footage and, on the spur of the moment, decided to put the words "Rally Monkey" over the clip and show it on the Jumbotron. After showing the clip, the Angels rallied for a run, so the clip was shown again when the Angels were up in the seventh and eighth innings. In the ninth inning, with the Giants ahead, 5-4, the Giants brought in their closer Robb Nen. The Rally Monkey clip was repeated several more times in the ninth and the Angels rallied to beat the Giants, 6-5.

RULES: Rally Monkey etiquette requires that the video is only displayed in the sixth-inning-or-later with the game tied or the Angels behind.



CATCHER



ANTHONY MULRINE

#98

BORN: MAR. 30, 1998

OPENING DAY AGE: 24

BIRTHPLACE: DAVIE, FL

RESIDES: DAVIE, FL

ACQUIRED: SELECTED IN 25TH ROUND OF 2019 FIRST-YEAR PLAYER DRAFT
SIGNED THRU: 2022; UNDER CLUB CONTROL; 0/3 OPTIONS USED

HEIGHT: 6-1 **WEIGHT:** 205 **BATS:** R **THROWS:** R

NON-ROSTER INVITEE

MULRINE'S LIFETIME PLAYING RECORD

Year	Club	AVG	G	AB	R	H	2B	3B	HR	RBI	SH	SF	HBP	BB	IBB	SO	SB	CS	GDP	SLG	OBP	E
2019	— Orem	.250	45	128	24	32	6	1	5	26	0	1	14	16	0	33	0	2	2	.430	.390	5
2020	— LAA	<i>DID NOT PLAY — No Minor League Season</i>																				
2021	— Rocket City	.217	55	166	16	36	7	0	4	17	0	1	11	16	0	42	0	1	4	.331	.325	2
	— Salt Lake	.118	5	17	1	2	0	0	0	0	0	0	0	3	0	7	0	0	1	.118	.250	0
MINOR TOTALS		.225	105	311	41	70	13	1	9	43	0	2	25	35	0	82	0	3	7	.360	.349	7

2021 SEASON

- ◆ Began season with Double-A **Rocket City** and was the starting catcher in Trash Pandas inaugural game, May 5 at Chattanooga, where he was batterymates with Reid Detmers.
- ◆ Successfully caught 32% (19/60) of would-be basestealers for Rocket City...The 19 runners caught stealing ranked fourth in Double-A South.
- ◆ Was hit by 11 pitches, which ranked tied for eighth in Double-A South...Has now totaled 25 HBP in his 105 career minor league games.
- ◆ Promoted to Triple-A **Salt Lake**, Sept. 25 and was behind the plate in five of the Bees final eight games of season.

CAREER HIGHLIGHTS

- ◆ 2019 *MiLB.com* Organizational All-Star.
- ◆ Made professional debut in 2019 with Orem...Registered a 51% caught stealing rate after throwing out 31 of 61 would-be basestealers.
- ◆ Made two pitching appearances for Owlz in 2019 and combined to retire all three batters faced with one strikeout.

CAREER TRANSACTIONS

- ◆ June 5, 2019...Selected by **Angels** in 25th round of First-Year Player Draft (signed June 11, 2019 by Angels scout Todd Hogan).

PERSONAL/MISC

- ◆ Anthony Louis Mulrine (MULL-rhine)...On Twitter: @AnthonyMoose_36.
- ◆ 2022 marks second consecutive season as a non-roster invitee to Major League Spring Training.
- ◆ Represented Angels in Arizona Fall League following 2021 season.
- ◆ Did not play in 2020 due to the cancellation of the minor league season.
- ◆ Graduated from St. Thomas Aquinas HS (Davie, FL)...Alumni from the school include Pro Football Hall of Famer Michael Irvin, Football Pro Bowlers Geno Atkins, Joey Bosa, Nick Bosa and International Tennis Hall of Famer Chris Evert.
- ◆ Played collegiately at Samford University (Birmingham, AL)...In his three seasons, had a .282 batting average, with 25 doubles, one triple, 20 home runs and 106 RBI in his three seasons in a Bulldogs uniform.
- ◆ While in college, played for Sanford River Rats in Florida Collegiate Summer League.



RHP/DH



SHOHEI OHTANI

#17

BORN: JULY 5, 1994

OPENING DAY AGE: 27

BIRTHPLACE: ŌSHŪ, JAPAN

RESIDES: ŌSHŪ, JAPAN

MLB SERVICE: 4 YEARS

ACQUIRED: SIGNED AS INTERNATIONAL FREE AGENT, DEC. 9, 2017

SIGNED THRU: 2022; UNDER CLUB CONTROL; 0/3 OPTIONS USED

HEIGHT: 6-4 **WEIGHT:** 210 **BATS:** L **THROWS:** R

OHTANI'S LIFETIME PITCHING RECORD

Year	Club	W-L	ERA	G	GS	CG	GF	SHO	SV	IP	H	R	ER	HR	HB	BB	IBB	SO	WP	BK	BAA
2013	Nippon-Ham	3-0	4.23	13	11	0	0	0	0	61.2	57	30	29	4	8	33	0	46	2	0	-
2014	Nippon-Ham	11-4	2.61	24	24	3	0	2	0	155.1	125	50	45	7	4	57	0	179	6	1	-
2015	Nippon-Ham	★15-5	2.24★	22	22	5★	0	3★	0	160.2	100	40	40	7	3	46	0	196	9	0	-
2016	Nippon-Ham	10-4	1.86★	21	20	4	0	1	0	140	89	33	29	4	8	45	0	174	6	0	-
2017	Nippon-Ham	3-2	3.20	5	5	1	0	1	0	25.1	13	9	9	2	0	19	0	29	1	0	-
2018	LAA	4-2	3.31	10	10	0	0	0	0	51.2	38	19	19	6	1	22	0	63	5	0	.203
2019	LAA									DID NOT PITCH											
2020	LAA	0-1	37.80	2	2	0	0	0	0	1.2	3	7	7	0	0	8	0	3	1	0	.375
2021	LAA	9-2	3.18	23	23	0	0	0	0	130.1	98	48	46	15	10	44	2	156	10	2	.207
MAJOR TOTALS		13-5	3.53	35	35	0	0	0	0	183.2	139	74	72	21	11	74	2	222	16	2	.208
JAPAN TOTALS		42-15	2.52	85	82	13	0	7	0	543	384	162	152	24	23	200	0	624	24	1	-

★ led or tied for league lead

OHTANI'S LIFETIME PLAYING RECORD

Year	Club	AVG	G	AB	R	H	2B	3B	HR	RBI	SH	SF	HBP	BB	IBB	SO	SB	CS	GDP	SLG	OBP	E
2013	Nippon-Ham	.238	77	189	14	45	15	1	3	20	0	2	1	12	0	64	4	1	3	.376	.284	1
2014	Nippon-Ham	.274	87	212	32	58	17	1	10	31	0	1	0	21	0	48	1	0	4	.505	.338	1
2015	Nippon-Ham	.202	70	109	15	22	4	0	5	17	0	2	0	8	1	43	1	0	1	.376	.252	1
2016	Nippon-Ham	.322	104	323	65	104	18	1	22	67	0	4	1	54	2	98	7	2	7	.588	.416	1
2017	Nippon-Ham	.332	65	202	24	67	16	1	8	31	0	3	2	24	0	63	0	1	0	.540	.403	0
2018	LAA	.285	104	326	59	93	21	2	22	61	0	1	2	37	2	102	10	4	2	.564	.361	0
2019	LAA	.286	106	384	51	110	20	5	18	62	0	4	2	33	1	110	12	3	6	.505	.343	0
2020	LAA	.190	46	153	23	29	6	0	7	24	0	0	0	22	0	50	7	1	3	.366	.291	0
2021	LAA	.257	158	537	103	138	26	8★	46	100	0	2	4	96	20★	189	26	10★	7	.592	.372	1
MAJOR TOTALS		.264	424	1400	236	370	73	15	93	247	0	7	8	188	23	451	55	18	18	.537	.353	1
JAPAN TOTALS		.286	403	1035	150	296	70	4	48	166	0	12	4	119	3	316	13	4	15	.500	.358	4

Disabling Injuries:

2019 — Right elbow UCL injury; disabled March 28 (retro to March 25) - May 7

2018 — Right elbow UCL sprain; disabled June 8 (retro to June 7) - July 3

2021 SEASON

- ◆ Named the unanimous winner of the American League MVP Award during fourth big league season with the Angels...Garnered all 30 first place votes for a total of 420 points and 151 ahead of Vladimir Guerrero Jr. (269 points).
- ◆ Became the 19th unanimous winner of a BBWAA MVP Award (11th in A.L. history) and the first in the A.L. since Mike Trout in 2014...Joined Ichiro Suzuki (2001) as the only Japanese-born players to win the award...Claimed the sixth MVP award in franchise history, joining Don Baylor (1979), Vladimir Guerrero (2004) and Mike Trout (2014, 2016, 2019).
- ◆ Received the Commissioner's Historic Achievement Award following the season...Was just the 16th recipient of the award, which was established in 1998 to recognize accomplishments and contributions of historical significance... For additional information and full list of honorees, click here.
- ◆ Led the Majors with an 9.1 bWAR this season (second highest A.L. total was Marcus Semien – 7.3).



HITTING

- ◆ Ranked in the Top 10 in the American League in triples (8; 1st), extra-base hits (80; 2nd), slugging (.592; 2nd), OPS (.965; 2nd), home runs (46; 3rd), walks (96; 3rd), total bases (318; T4th), stolen bases (26; 5th), OBP (.372; 5th) and runs scored (103; 8th).
- ◆ 46 home runs were the second most in franchise history, trailing only Troy Glaus (47 HR).
- ◆ Set new career highs in nearly every offensive category including games, hits, runs, doubles, triples, home runs, RBI, walks, intentional walks, stolen bases and OPS.
- ◆ Was the fourth player all-time and first American Leaguer to tally 45 HR, 100 RBI, 100 R and 25 stolen bases in a single season: Barry Bonds in 1993, Larry Walker in 1997, Chipper Jones in 1999.
- ◆ Joined Jose Canseco (1998) as one of two players in American League history with 45+ HR and 25+ SB in a season.
- ◆ One of six players in American League history with 45+ HR and 8+ triples in a season, joining Hall of Famers Babe Ruth, Lou Gehrig, Joe DiMaggio, Jimmie Foxx and Jim Rice.
- ◆ Established new single-season home run record for a Japanese-born player (previously 31 by Hideki Matsui in 2004).
- ◆ Set an A.L. record with 16 HR in a 21-game span (June 15-July 9) and was the first player in Major League history with 32+ HR and 12+ SB before the All-Star Break...Hit a home run into the Right Field Upper Deck at TMobile Park (Seattle) on July 9, 2021...According to Mariners PR, it was the sixth time a ball landed in the RF Upper Deck and at 463 feet, it was the third-longest ever at the ballpark.
- ◆ Tallied 103 runs to become the first Halo to reach the 100-run mark other than Trout since Chone Figgins in 2009... Is just the third Japanese native to score 100 runs in a season, joining Ichiro Suzuki (8 times) and Hideki Matsui (3 times).
- ◆ Was intentionally walked 20 times, good for fifth-most in franchise history...On Sept. 10, became the first American League pitcher to be intentionally walked since Jim Kaat on Sept. 1, 1970...Was intentionally walked twice as a pitcher.

PITCHING

- ◆ Finished the season 9-2 with a 3.18 ERA (130.1 IP – 46 ER) and 156 strikeouts...Led American League with a .818 winning percentage, ranked third with a .207 opponent batting average, was fifth with 10.77 strikeouts per nine innings and ranked 10th with a 28.9% swing and miss rate (min. 125 IP).
- ◆ Went 6-0 with a 1.95 ERA (78.1 IP – 17 ER) and 93 strikeouts in 13 home starts.
- ◆ Opponents batted .087 (11/127) against his splitter; lowest batting average for any pitch in the Majors (min. 110 PA).
- ◆ Was the first Angels pitcher to tally 150 strikeouts in a single season since Andrew Heaney (180) in 2018 and first right-hander to do so since Garrett Richards in 2015 (176).

TWO-WAY

- ◆ Made 14 pitching starts while also holding at least a share of the Major League home run lead...Was the first pitcher to make multiple pitching starts in a season while leading Majors in home runs since Babe Ruth (1919).
- ◆ Was the first player in MLB history to record 10+ HR as a hitter and 100+ strikeouts as a pitcher in the same season and the first 20+ stolen bases and 10+ pitching appearances in the same season.
- ◆ Batted for himself in 20 of 23 pitching starts; first pitcher ever to hit for himself 3+ times in games where a DH is available.
- ◆ Aug. 18 at Detroit, tossed 8 innings allowing one run on six hits with eight strikeouts and hit his 40th home run of the season.
- ◆ Saw action in seven games in the outfield...Marked first time at a position other than DH or pitcher in the Majors.

SHO RATINGS

- ◆ Led the Majors with 25 home runs with a 110+ MPH exit velocity.
- ◆ Owned the Majors' fastest home to first spring time at 4.09 seconds.

THE GREATEST SHO ON EARTH

A GLANCE AT SOME OF OHTANI'S NOTABLE AWARDS AND HONORS IN 2021...

A.L. MOST VALUABLE PLAYER

COMMISSIONER'S HISTORIC ACHIEVEMENT AWARD

ALL-MLB FIRST TEAM - DH

ALL-MLB SECOND TEAM - STARTING PITCHER

EDGAR MARTINEZ OUTSTANDING DH AWARD

ASSOCIATED PRESS MALE ATHLETE OF THE YEAR

PLAYER'S CHOICE AWARDS: PLAYER OF THE YEAR

PLAYER'S CHOICE AWARDS: A.L. OUTSTANDING PLAYER

SILVER SLUGGER AWARD

ANGELS TEAM MVP

ANGELS NICK ADENHART PITCHER OF THE YEAR AWARD

SPORTING NEWS MLB PLAYER OF THE YEAR

BASEBALL AMERICA MLB PLAYER OF THE YEAR

BASEBALL DIGEST MLB PLAYER OF THE YEAR

ESPY AWARD - BEST MLB PLAYER

TIME MAGAZINE'S 100 MOST INFLUENTIAL PEOPLE IN THE WORLD

A.L. ALL-STAR TEAM (STARTING PITCHER & DH)

TWO-TIME A.L. PLAYER OF THE MONTH: JUNE & JULY

TWO-TIME A.L. PLAYER OF THE WEEK

OHTANI



2022 LOS ANGELES ANGELS



- ◆ On April 4 vs. White Sox, tossed three pitches at 100+ MPH and hit a 451 ft. home run with a 115.2 MPH exit velocity in the same inning.
- ◆ On Sept. 29, hit a 109 MPH single which broke the glove of Rangers second baseman Andy Ibáñez.

ALL-STAR GAME

- ◆ First MLB player to ever be selected to the All-Star Game as both a pitcher and position player.
- ◆ Started the All-Star Game as both the A.L. starting pitcher and starting DH...Earned the win for the A.L. after working a perfect 1st inning...Went 0-for-2 at the plate.
- ◆ Competed in the Home Run Derby and totaled 28 home runs, including six 500+ ft. HR (most in the Statcast era)...Was the first player who made a pitching start during MLB career to participate in a Home Run Derby and was the first Japanese-born player to participate in the derby...Marked seventh Angel to participate in the Derby and first since Albert Pujols in 2015...Fielded calls from both Albert Pujols and Mike Trout during the actual event.

ANGELS FROM JAPAN

Shigetoshi Hasegawa (1997-2001)
Hideki Matsui (2010)
Hisanori Takahashi (2011-12)
Shohei Ohtani (2018-present)
Junichi Tazawa (2018)

CAREER HIGHLIGHTS

- ◆ 2021 American League MVP and 2018 American League Rookie of the Year enters the season with a career .890 OPS and 93 home runs batting and a 13-5 record with a 3.53 ERA (183.2 IP - 72 ER) on the mound.
- ◆ Named to first All-Star Game in 2021, starting the game as both the American League starting pitcher and designated hitter... Also participated in the Home Run Derby...*For more information, see 2021 season summary.*
- ◆ Was the 16th recipient of the Commissioner's Historic Achievement Award and the first issued by Commissioner Manfred...Tabbed as the DH for the All-MLB First Team and All-MLB Second Team as a starting pitcher...*For full list of 2021 awards and honors, see box titled the Greatest Sho on Earth in 2021 season section.*
- ◆ Named 2018 MLB Rookie of the Year by *Baseball America* and A.L. Rookie of the Year by *Baseball Digest*.
- ◆ Two-time American League Player of the Month (June and July, 2021) and two-time American League Rookie of the Month (April and September, 2018).
- ◆ Four-time American League Player of the Week (twice in 2021 and twice in 2018).
- ◆ Played in 162nd career game July 16, 2019...According to STATS, is the first player in A.L. history with 35+ home runs and 15+ stolen bases in his first 162 games as a batter.
- ◆ Five-time Nippon Professional Baseball All-Star (2013-17).
- ◆ Named 2016 Pacific League MVP and helped lead Nippon-Ham Fighters to 2016 Pacific League Championship.
- ◆ Three-time winner of a "Best Nine Award" which is awarded annually to best player at each position in both the Central League and Pacific League...He has twice earned the award as a pitcher (2015 & 2016) and also won 2016 award as a designated hitter, becoming first player to receive the award as both a hitter and pitcher.
- ◆ In 2014, became first Japanese player to record 10 wins and hit 10 home runs in a single season...He would accomplish the feat again in 2016.
- ◆ Made Pacific League debut at age 18 after being selected by Fighters in first round of 2012 Nippon Professional Baseball Draft.

MOST HR BY A JAPANESE NATIVE

PLAYER	HOME RUNS
Hideki Matsui	175
Ichiro Suzuki	117
Shohei Ohtani	93

SHO TIME

Ohtani's first...

GAME AS POSITION PLAYER	March 29 at OAK	GAME AS A PITCHER	April 1 at OAK
HIT	March 29 at OAK off K. Graveman	STRIKEOUT	April 1 at OAK vs. M. Semien
HOME RUN	April 3 vs. CLE off J. Tomlin	WIN	April 1 at OAK

MAJOR LEAGUE SUMMARY

2020

- ◆ Completed third season with the **Angels**, appearing in 46 games as a designated hitter and two as a pitcher.
- ◆ Led the Club in stolen bases for the second straight season...82.6% stolen base percentage (19 SB / 27 attempts) since the start of the 2019 campaign is tied for seventh in the American League.
- ◆ Finished tied for second on the Club with five go-ahead RBI, trailing only Trout's 11.
- ◆ Limited to two starts as a pitcher...Aug. 3, was diagnosed with a grade 1-2 strain of the flexor pronator mass...Focused exclusively on hitting the remainder of the season.

OHTANI



2019

- ◆ Spent second season with the **Angels** serving as the Club's primary DH...Surpassed rookie offensive totals in games, hits, triples, RBI and stolen bases...Led the Club with 12 steals.
- ◆ Joined Hideki Matsui and Tadahito Iguchi as the only Japanese natives to tally multiple 15 home run seasons in the Majors.
- ◆ On June 13th, became the 7th player (8th occurrence) in franchise history to hit for the cycle...First Halo to turn the trick since Mike Trout, May 21, 2013 vs. Seattle...First Japanese-born player in Major League history to hit for the cycle...Had never hit for the cycle in career (including NPB)...Joined Hall of Famer George Sisler (5 wins, 2 cycles) as the only players in the modern era (since 1900) to win multiple games as a pitcher and also hit for the cycle in career.
- ◆ Missed the first 34 games of the season while recovering from Tommy John surgery...Activated from the I.L. May 7th.

SHO OFF

Ohtani's 22 home runs were the most ever by a Japanese-born rookie, surpassing Kenji Johjima's previous record of 18 set in 2006 with Seattle.

2018

- ◆ In first season with **Angels**, was named American League Rookie of the Year as voted on by the Baseball Writers' Association of America (BBWAA) after finishing with 137 points in the balloting process, including 25 of 30 first place votes.
- ◆ Became third player in Angels history to earn Rookie of the Year honors, joining Tim Salmon (1993) and Mike Trout (2012)...Became fourth Japanese-born player to win a Rookie of the Year Award in Major Leagues, joining Hideo Nomo (1995), Kazuhiro Sasaki (2000) and Ichiro Suzuki (2001).
- ◆ Named American League Rookie of the Month in April and September.
- ◆ Earned American League Player of the Week honors twice (April 2-8 and Sept. 3-9).
- ◆ Became first player in Major League history to hit 15+ HR and compile 50+ pitching strikeouts in a season.
- ◆ Joined Babe Ruth (1918 & 1919) as the only players since 1900 with 10+ HR and 4+ wins as a pitcher in a single campaign...Ruth is also the only other player to hit 15+ home runs and pitch 50+ innings in a season.
- ◆ Established new home run record for a Japanese-born rookie (previous was 18 by Kenji Johjima in 2006).
- ◆ Is the first player since Jimmy Ryan of the 1888 Chicago White Stockings to record 15+ home runs, 10+ stolen bases and three pitching appearances in a single season.
- ◆ Led all American League rookies with a combined 3.8 fWAR.
- ◆ Became first player to start as a pitcher and a non-pitcher within same season since Rick Rhoden (Yankees) in 1988 (30 starts as pitcher, one as DH). (STATS LLC)..
- ◆ Had the eighth-most popular (4th in A.L.) selling player jersey according to MLB.

HITTING

- ◆ Led A.L. rookies (min. 300 PA) in OPS (.925), on-base percentage (.361), and slugging percentage (.564) and posted the best rates of at-bats per home run (14.82) and RBI (5.34).
- ◆ Became the seventh rookie in American League history to post a .925 OPS with 10 stolen bases in a single season, joining Mike Trout (2012), Mitchell Page (1977), Fred Lynn (1975), Earl Averill (1929), Ben Paschal (1925) and Shoeless Joe Jackson (1911).
- ◆ Was just the second Japanese native with a 20 home run season, joining Hideki Matsui (5 times, once in 2010 with the Angels) and the only native of Japan with a 20 HR/10 SB campaign.
- ◆ Joined Devon White (1987) and Mike Trout (2012) as the only rookies in Club annals with a 20 HR/10 SB rookie campaign.
- ◆ Earned first career win April 1st and then hit a home run in his next start April 3rd...Was the first player to earn a win and then homer in his next start as a non-pitcher since Babe Ruth in 1921.
- ◆ 15 of 22 home runs came after the All-Star break, tied for third most in the A.L...Only rookie in franchise history to hit more homers after the break was Mike Trout in 2012 (18 HR).
- ◆ Collected first hit in first start as a position player, March 29 at Oakland.

PITCHING

- ◆ Set Angels record with 63 strikeouts through first 10 career starts (previous was 56 strikeouts by Bo Belinsky in 1962).
- ◆ Held opponents to an .036 (2/55) batting average against his splitter...Opponents had a swing and miss rate of 55.8% against the splitter and he recorded 35 of 63 strikeouts with the pitch.
- ◆ Became third pitcher all-time with 11-or-more strikeouts in two of first six career games pitched, joining Brooklyn's Karl Spooner (1954) & Cubs' Kerry Wood (1998).
- ◆ Carried perfect game into 7th inning Apr. 8 vs. Oakland in first pitching start at Angel Stadium...Had stretch of 27 consecutive batters retired between starts on Apr. 1 & Apr. 8 (both vs. A's).
- ◆ Had average fastball velocity of 96.7 MPH...Topped 98 MPH with 110 of 396 fastballs, including seven pitches at 100+ MPH.

OHTANI





- ◆ Recorded 57 of 63 (90.5%) strikeouts on a swinging strike three, which was the highest rate in Majors (min. 50 IP)...Among MLB pitchers to make at least five starts, his 35.1% swing and miss rate led the Majors.
- ◆ In five starts in day games, went 4-0 with a 2.18 ERA (33 IP - 8 ER) with 44 strikeouts.
- ◆ Allowed three-or-fewer runs in nine of 10 starts overall.

PACIFIC LEAGUE (JAPAN) SUMMARY

2017

- ◆ In fifth season with **Nippon-Ham Fighters**, posted career-high .332 batting average (67/202).
- ◆ Started All-Star Game for Pacific League as designated hitter.
- ◆ Limited to 65 games at designated hitter and five starts as a pitcher due to an ankle injury.
- ◆ Signed with **Angels** as international free agent, Dec. 9, 2017.
- ◆ Named by *Baseball America* as Angels' top prospect entering 2018 and as #2 prospect in all of baseball.
- ◆ Designated as the #1 prospect in all of baseball by *MLB.com* for the 2018 campaign.

2016

- ◆ Named Pacific League Most Valuable Player and helped lead **Nippon-Ham Fighters** to the Pacific League Championship.
- ◆ Posted a career-best 1.86 ERA (140 IP - 29 ER)...Finished three innings pitched shy of qualifying for league leaders, and would have led Pacific League in ERA for second consecutive season if he qualified...Also registered 174 strikeouts (third-most in league) in his 21 games (20 starts) on the mound.
- ◆ Registered finest season at the plate, batting .322 (104/323) with 18 doubles, 22 home runs and 67 RBI in 104 total games, primarily as a designated hitter.
- ◆ Honored with Best Nine Award as a pitcher and as a designated hitter.
- ◆ Started at designated hitter for Pacific League in All-Star Game and earned MVP honors after going 3-for-4 with two runs scored and two RBI.

2015

- ◆ In third season with **Nippon-Ham Fighters**, was selected to start All-Star Game as a pitcher for second consecutive season.
- ◆ Finished year leading Pacific League in wins (15), ERA (2.24), complete games (five) and shutouts (three)...Ranked second in league in strikeouts (196).
- ◆ Earned first Best Nine Award as top pitcher in Pacific League.
- ◆ Finished third in MVP voting behind Yuki Yanagita and Shogo Akiyama...Was a finalist for the Sawamura Award, given annually to top pitcher in Pacific and Central Leagues.
- ◆ Along with catcher, Shota Ono, earned Pacific League Battery Award.

2014

- ◆ With **Nippon-Ham Fighters**, became first Japanese player to reach double digits in both home runs (10) and wins (11).
- ◆ Became first pitcher drafted out of high school to notch two shutout victories within his first two years in NPB since Yu Darvish.
- ◆ Was starting pitcher for Pacific League in All-Star Game and established record for fastest pitch (101 mph) thrown by a Japanese pitcher.

2013

- ◆ Made Pacific League debut at age 18 with **Nippon-Ham Fighters** Mar. 29, 2013 on Opening Day as a right fielder.
- ◆ Became first NPB pitcher since Takao Kajimoto in 1963 to bat 3rd, 4th or 5th in the order and first rookie hurler to do so since Junzo Sekine in 1950.
- ◆ Voted by fans into All-Star Game.
- ◆ Finished second in NPB Rookie of the Year Award voting, behind Takahiro Norimoto.
- ◆ Led Fighters with 51 games played in right field and also made 11 starts as a pitcher.
- ◆ Briefly missed time during year with a right ankle sprain and right cheekbone fracture.

NOTABLE PACIFIC LEAGUE AWARDS AND HONORS

- ◆ **2017** Nippon Professional Baseball All-Star.
- ◆ **2016** Pacific League Most Valuable Player...Nippon Professional Baseball All-Star...Designated Hitter Best Nine Award...Pitcher Best Nine Award.
- ◆ **2015** Nippon Professional Baseball All-Star...Pitcher Best Nine Award...WBCS Player of the Year...Pacific League Battery Award.
- ◆ **2014** Nippon Professional Baseball All-Star.
- ◆ **2013** Nippon Professional Baseball All-Star.



CAREER TRANSACTIONS

- ◆ Oct. 25, 2012...Selected by **Nippon-Ham Fighters** in first round of 2012 Nippon Professional Baseball Draft.
- ◆ Dec. 10, 2017...Signed by **Angels** as international free agent.

PERSONAL/MISC

- ◆ Shohei (show-HEY) Ohtani (oh-TAWN-ee).
- ◆ Appeared on the cover of GQ Magazine during February 2022 (click [HERE](#) for the article)...Featured in a segment on “60 Minutes” on CBS in 2017.
- ◆ In recognition of his 2021 American League MVP honors, the Tokyo Tower was lit in Angels colors...Tower changed at precisely 5:17 PM in Tokyo in honor of his jersey number...Photos, courtesy of MLB Japan, can be found [HERE](#).
- ◆ In October, 2021, MLB announced his jersey was the 9th most popular according to sales throughout the season... An autographed 2021 Ohtani All-Star jersey was auctioned off by Major League Baseball and closed at \$130,210, making it the highest-priced item on MLB Auctions, dating to 2001 (click [HERE](#) for article)
- ◆ Was one of six players featured on the front of the MLB league offices in New York during the 2021 season.
- ◆ Father, Toru, played baseball for a semipro team sponsored by the local Mitsubishi plant in Ōshū, Japan...Mother, Kayoko, was a competitive badminton player.
- ◆ In Dec. 2017, a limited edition Ohtani baseball card sold 17,323 copies in 24 hours, setting a new Topps Now record.
- ◆ Was on 28-man roster for Japan’s team at 2017 World Baseball Classic, but withdrew due to an ankle injury.
- ◆ Played for Japanese National Team in 2015 Premier 12...During start against eventual champion South Korea, carried a no-hitter into 7th inning...Named All-Star starting pitcher for the event.
- ◆ Following 2014 season, selected to Japanese national team, Samurai Japan, and participated in All-Star Series against a team of Major League All-Stars...Was starting pitcher Nov. 18, 2014 at Sapporo Dome, opposing Angels RHP Matt Shoemaker, who started for MLB.
- ◆ Wore jersey number 11 with Fighters, previously worn by Yu Darvish.
- ◆ Attended Hanamaki Higashi High School in Iwate Prefecture...Participated in National High School Baseball Championship in 2011 and National High School Baseball Invitational Tournament in 2012.
- ◆ Favorite hitter is Hideki Matsui and favorite pitcher is Yu Darvish.
- ◆ “Sho” from his given name comes from a soaring image of the military commander Minamoto no Yoshitsune (1159-1189), who is associated with the Ōshū and Hiraizumi areas, while “hei” comes from a reading of the first kanji character used in the name “Hiraizumi.”

MISCELLANEOUS STATS

TWO-HR GAMES (6)

July 2, 2021 vs. Baltimore
June 30, 2019 vs. Oakland

June 29, 2021 at New York (A.L.)
Sept. 5, 2018 at Texas

June 18, 2021 vs. Detroit
Aug. 3, 2018 vs. Cleveland

CAREER WALK-OFF HITS / RBI (1)

Sept. 4, 2020 vs. HOU (RBI single; 11th)

ALL-STAR GAME RECORD

BATTING

Year	Club, Site	AVG	G	AB	R	H	2B	3B	HR	RBI	SH	SF	HBP	BB	IBB	SO	SB	CS	GDP	SLG	OBP	E
2021—A.L., COL		.000	1	2	0	0	0	0	0	0	0	0	0	0	0	0	0	0	0	.000	.000	0

PITCHING

Year	Club, Site	W-L	ERA	G	GS	CG	SHO	SV	IP	H	R	ER	BB	SO
2010—A.L., COL		1-0	0.00	1	1	0	0	0	1.0	0	0	0	0	0

CAREER FIELDING

POS	PCT	G	PO	A	E	TC	DP
P	.960	35	12	12	1	25	1
OF	---	7	0	0	0	0	0

OHTANI





OHTANI'S BATTING CAREER HIGHS

	SEASON		GAME
AVG	.286 — 2019	H	4 — 3 times; last, 6/13/19 at TB
H	138 — 2021	HR	2 — 6 times; last, 7/2/21 vs. BAL
R	103 — 2021	R	4 — 9/5/18 at TEX
2B	26 — 2021	2B	2 — 7 times; last, 7/24/21 at MIN
HR	46 — 2021	RBI	5 — 9/7/19 at CWS
RBI	100 — 2021	SB	2 — 3 times; last, 9/29/21 at TEX
SB	26 — 2021	Hit Streak	11 — Aug. 10-20, 2019

OHTANI'S PITCHING CAREER HIGHS

	SEASON		GAME
Wins	9 — 2021	SO	12 — 4/8/18 vs. OAK
Losses	2 — 2018 & 2021	IP	8 — 2 times; last, 9/19/21 vs. OAK
ERA	3.18 — 2021	R & ER	7 — 6/30/21 at NYY
IP	130.1 — 2021	BB	6 — 2 times; last, 5/5/21 vs. TB
SO	156 — 2021	H	9 — 9/10/21 at HOU

IPPEI MIZUHARA

Ippei Mizuhara is in his fifth season with the Angels as an interpreter. Born in Kona, Japan, he grew up in Diamond Bar, CA, attending Diamond Bar High School and graduating from the University of California - Riverside in 2007. Mizuhara served as an interpreter for Hideki Okajima during Yankees Spring Training in 2012 before joining the Nippon-Ham Fighters in 2013 to translate for English-speaking players. In his five seasons with the Fighters, he worked with several players to also appear in the Majors, including: Jeremy Hermida, Chris Martin, Micah Hoffpauir, Anthony Bass and Luis Mendoza. Ippei and his wife, Naomi, were married on July 17, 2018 and reside in Tokyo in the offseason.



OHTANI



RHP



OLIVER ORTEGA

#62

BORN: OCT. 2, 1996
BIRTHPLACE: NAGUA, DR
MLB SERVICE: 33 DAYS
ACQUIRED: SIGNED AS INTERNATIONAL FREE AGENT, DEC. 10, 2014
SIGNED THRU: 2022; UNDER CLUB CONTROL; 0/3 OPTIONS USED

OPENING DAY AGE: 25
RESIDES: NAGUA, DR

HEIGHT: 6-0 **WEIGHT:** 165 **BATS:** R **THROWS:** R

ORTEGA'S LIFETIME PITCHING RECORD

Year	Club	W-L	ERA	G	GS	CG	GF	SHO	SV	IP	H	R	ER	HR	HB	BB	IBB	SO	WP	BK	BAA
2015	—Angels (DSL)	1-3	4.33	19	2	0	2	0	0	43.2	43	31	21	0	1	18	1	37	5	1	.254
2016	—Angels (AZL)	2-3	2.83	8	5	0	1	0	0	28.2	15	9	9	1	2	10	0	27	3	0	.156
2017	—									INJURED — DID NOT PLAY											
2018	—Burlington	4-5	3.51	19	18	0	0	0	0	82.0	65	36	32	6	1	41	0	86	19	1	.215
2019	—Inland Empire	4-5	3.34	21	16	5	0	0	2	94.1	67	44	35	8	2	49	0	121	11	1	.198
		0-3	8.64	5	5	0	0	0	0	16.2	23	18	16	0	0	8	0	14	2	0	.319
2020	—									DID NOT PLAY - No Minor League Season											
2021	—Rocket City	2-3	6.16	25	0	0	13	0	5	30.2	33	28	21	3	1	13	0	46	6	0	.266
	—Salt Lake	0-0	3.75	9	0	0	4	0	0	12.0	11	6	5	2	0	5	0	15	1	0	.229
	—LAA	1-0	4.82	8	0	0	1	0	0	9.1	12	5	5	1	1	2	0	4	0	1	.333
MAJOR TOTALS		1-0	4.82	8	0	0	1	0	0	9.1	12	5	5	1	1	2	0	4	0	1	.333
MINOR TOTALS		13-22	4.06	106	46	0	25	0	7	308.0	256	172	139	20	7	2	0	346	47	3	.224

2021 SEASON

- ◆ Started season with Double-A **Rocket City** making 25 relief appearances and recording 46 strikeouts in 30.2 innings pitched.
- ◆ Was promoted to Triple-A **Salt Lake** July 28 and pitched 10.0 innings across seven relief appearances...Was unscored upon in five of seven Triple-A outings.
- ◆ Had contract selected by **Angels** Sept. 1...At time of MLB promotion was ranked by **MLB Pipeline** as Angels #14 prospect (#6 pitching prospect).
- ◆ Made Major League debut Sept. 8 at San Diego and worked 1.1 shutout frames...Recorded first career strikeout against first batter faced (Wil Myers) and stranded his two inherited runners.
- ◆ Earned first Major League win in Angels season finale, Oct. 3 at Seattle after 1.1 scoreless innings of relief work.

NOTABLE MINOR LEAGUE AWARDS AND HONORS

- ◆ **2019** California League Mid-Season All-Star.

CAREER TRANSACTIONS

- ◆ Dec. 10, 2014...Signed by **Angels** as international free agent.

PERSONAL/MISC

- ◆ Oliver Ortega Holguin...
- ◆ Pitched in Dominican Winter League for Tigres del Licey during 2020-21 and 2021-22 offseasons...Teammates included several past and present Angels players, including Erick Aybar, Ervin Santana, Taylor Cole and Jose Marte.
- ◆ Was not selected to Angels Player Pool during 2020 season.
- ◆ Originally signed by Angels scouts Domingo Garcia and Alfredo Ulloa.

CAREER FIELDING

POS	PCT	G	PO	A	E	TC	DP
P	1.000	8	1	1	0	2	0



RHP



ELVIS PEGUERO

#59

BORN: MAR. 20, 1997
BIRTHPLACE: COTUI, DR
MLB SERVICE: 24 DAYS

OPENING DAY AGE: 25
RESIDES: FANTINO, DR

ACQUIRED: FROM YANKEES WITH RHP JANSON JUNK FOR LHP ANDREW HEANEY AND CASH CONSIDERATIONS, JULY 30, 2021
SIGNED THRU: 2022; UNDER CLUB CONTROL; 0/3 OPTIONS USED

HEIGHT: 6-3 **WEIGHT:** 185 **BATS:** R **THROWS:** R

PEGUERO'S LIFETIME PITCHING RECORD

Year	Club	W-L	ERA	G	GS	CG	GF	SHO	SV	IP	H	R	ER	HR	HB	BB	IBB	SO	WP	BK	BAA
2016	— Yankees 2 (DSL)	2-7	4.39	14	9	0	0	0	0	53.1	50	41	26	3	5	27	0	43	15	0	.238
2017	— Yankees (DSL)	0-3	8.76	7	3	0	1	0	0	24.2	35	27	24	1	3	10	0	16	10	1	.337
	Yankees E. (GCL)	1-1	3.00	3	3	0	0	0	0	12.0	6	4	4	0	1	5	0	5	2	0	.146
2018	— Yankees E. (GCL)	0-3	6.25	9	6	0	0	0	0	31.2	43	29	22	7	1	17	0	23	6	1	.314
2019	— Pulaski	2-2	4.19	15	1	0	5	0	0	34.1	39	20	16	4	9	11	1	29	10	0	.293
2020	—									<i>DID NOT PLAY - No Minor League Season</i>											
2021	— Hudson Valley	3-1	2.51	15	0	0	6	0	2	32.1	22	10	9	2	0	11	0	40	1	0	.186
	Somerset	1-0	1.50	6	0	0	2	0	0	12.0	6	4	2	1	0	5	0	17	0	0	.140
	Rocket City	1-1	8.44	4	0	0	1	0	0	5.1	7	5	5	2	1	1	0	8	1	0	.304
	Salt Lake	0-0	6.75	6	0	0	4	0	0	8.0	9	9	6	0	1	2	0	7	1	0	.281
	LAA	0-1	27.00	3	0	0	0	0	0	2.1	7	7	7	0	1	3	0	0	0	0	.538
MAJOR TOTALS		0-1	27.00	3	0	0	0	0	0	2.1	7	7	7	0	1	3	0	0	0	0	.538
MINOR TOTALS		10-18	4.80	79	22	0	19	0	2	213.2	217	149	114	20	21	89	1	188	46	2	.258

2021 SEASON

- Started season with High-A **Hudson Valley**, in Yankees organization, where he made 15 relief appearances...After yielding four runs in his season debut, pitched to a 1.48 ERA (30.1 IP - 5 ER) with two saves during his last 14 games for Renegades.
- Was promoted to Double-A **Somerset**, on July 6 and posted a 1.50 ERA (12 IP - 2 ER) with 17 strikeouts in six games for Patriots...Overall, compiled compiled 57 strikeouts while walking 16 across his two stops in the Yankees system.
- Traded to **Angels** organization alongside RHP Janson Junk on July 30 in exchange for LHP Andrew Heaney and cash considerations...Was assigned to Double-A **Rocket City**.
- Following four games with Trash Pandas, was promoted to Triple-A **Salt Lake** Aug. 19...Pitched 2.0 scoreless innings in Bees debut, before having contract selected by **Angels** on Sept. 17.
- Made Major League debut Aug. 26 at Baltimore and ultimately made three appearances for Angels before returning to Salt Lake for remainder of season.

CAREER TRANSACTIONS

- July 2, 2015...Signed by **Yankees** as international free agent.
- July 30, 2021...Traded by **Yankees** with RHP Janson Junk to **Angels** for LHP Andrew Heaney and cash considerations.

PERSONAL/MISC

- Elvis Antonio Peguero.
- Pitched in Dominican Winter League for Leones del Escogido during 2021-22 offseason, where he was teammates with former Angels Albert Pujols and Fernando Rodney.
- Was not selected to Yankees Player Pool during 2020 season.

CAREER FIELDING

POS	PCT	G	PO	A	E	TC	DP
P	---	3	0	0	0	0	0

PEGUERO



RHP



DANIEL PONCE DE LEON #41

BORN: JAN. 16, 1992
BIRTHPLACE: ANAHEIM, CA
MLB SERVICE: 2 YEARS, 86 DAYS
ACQUIRED: SIGNED AS MINOR LEAGUE FREE AGENT, JAN. 24, 2022
SIGNED THRU: 2022; SIGNED ONE-YEAR CONTRACT; 3/3 OPTIONS USED

OPENING DAY AGE: 30
RESIDES: NEW SMYRNA BEACH, FL

HEIGHT: 6-3 **WEIGHT:** 200 **BATS:** R **THROWS:** R

NON-ROSTER INVITEE

PONCE DE LEON'S LIFETIME PITCHING RECORD

Year	Club	W-L	ERA	G	GS	CG	GF	SHO	SV	IP	H	R	ER	HR	HB	BB	IBB	SO	WP	BK	BAA
2014	—State College	3-3	2.44	12	10	0	0	0	0	44.1	38	13	12	0	1	14	0	52	5	0	.229
2015	—Peoria	6-2	2.47	13	13	1	0	0	0	76.2	72	27	21	4	3	22	0	62	2	0	.247
	Palm Beach	5-0	1.49	7	6	0	0	0	0	42.1	29	9	7	1	2	8	0	25	2	0	.193
2016	—Springfield	9-8	3.52	27	27	1	0	0	0	151.0	128	71	59	10	15	56	1	122	10	0	.231
2017	—Memphis	2-0	2.17	6	6	0	0	0	0	29.0	20	7	7	2	2	13	0	25	0	0	.196
2018	—Memphis	9-4	2.24	19	18	1	0	1	0	96.1	69	37	24	4	6	50	0	110	3	0	.197
	ST. LOUIS	0-2	2.73	11	4	0	2	0	1	33.0	24	10	10	2	1	13	0	31	0	0	.205
2019	—Memphis	8-4	2.88	16	16	0	0	0	0	84.1	62	30	27	7	6	43	1	86	6	0	.203
	ST. LOUIS	1-2	3.70	13	8	0	1	0	0	48.2	36	21	20	6	2	26	3	52	2	0	.207
2020	—ST. LOUIS	1-3	4.96	9	8	0	1	0	0	32.2	23	18	18	8	2	20	0	45	0	0	.190
2021	—ST. LOUIS	1-1	6.21	24	2	0	9	0	2	33.1	32	24	23	5	5	22	1	24	2	0	.252
	Memphis (1)	0-0	0.00	5	5	0	0	0	0	9.0	3	0	0	0	0	8	0	9	0	0	.107
	Springfield (1)	1-0	16.20	1	0	0	0	0	0	1.2	2	3	3	1	0	1	0	1	0	0	.286
MAJOR TOTALS		3-8	4.33	57	22	0	13	0	3	147.2	115	73	71	21	10	81	4	152	4	0	.213
MINOR TOTALS		43-21	2.69	106	101	3	0	1	0	534.2	423	197	160	29	35	215	2	492	28	0	.216

(1) rehab assignment

Disabling Injuries: 2021 — Right shoulder discomfort; disabled June 23 - Aug. 9
 Right shoulder inflammation; disabled Apr. 30 - May 18

2021 SEASON

- ◆ Pitched in career-high 24 games (two starts) for **Cardinals** in fourth Major League season.
- ◆ Was a starter in his first two appearances of the year, before making final 22 big league appearances from bullpen.
- ◆ Missed time on two separate injured list stints with right shoulder inflammation (Apr. 30 - May 18) and right shoulder discomfort (June 23 - Aug. 9).
- ◆ Totaled five rehab appearances between two stints with Triple-A **Memphis** and also made one rehab appearance with Double-A **Springfield**.
- ◆ Released by St. Louis organization, Sept. 23 after being outrighted to Memphis.

CAREER HIGHLIGHTS

- ◆ Threw 7.0 no-hit innings in his Major League debut July 23, 2018 at Cincinnati (116 pitches)...Became first Cardinal and one of five pitchers in the Expansion Era (since 1961) to carry a no-hitter through 7.0 innings in his MLB debut, joining Ross Stripling (2016 Dodgers), Bill Slayback (1972 Tigers), Billy Rohr (1967 Red Sox) and Rudy May (1965 Angels).
- ◆ Became first Cardinal since Luis Alicea (Apr. 23, 1988 vs. NYM) to record a triple as his first Major League hit (Sept. 12, 2018 vs. PIT), and first Cardinals pitcher to do so since Todd Worrell (July 30, 1986 at PHI).
- ◆ 2018 **MLB Pipeline** Cardinals Pitching Prospect of the Year.
- ◆ Returned from a career-threatening injury after being struck in the head by a line drive off the bat of Iowa's Victor Caratini in the second inning of a game on May 9, 2017 at Principal Park in Des Moines, requiring emergency brain surgery.
- ◆ Received the Bob Bauman "Physical Comeback Award" from the St. Louis Baseball Writers at their January 2018 Awards Dinner.



POSTSEASON SUMMARY

- ◆ Pitched in one postseason game for **Cardinals** in **2020** Wild Card Series at San Diego...Took loss in Game 2 after allowing three earned runs in 1.0 inning, including two home runs allowed.
- ◆ Made postseason debut with **Cardinals** in **2019**, working final 2.0 innings of Game 3 of NLCS at Washington...His four strikeouts set franchise record for most strikeouts by a Cardinal in his first career appearance coming in relief, surpassing three by Trevor Rosenthal (2012), Dan Haren (2004) and Dazzy Vance (1934).

WILD CARD TOTALS

Year	Club, Opp.	W-L	ERA	G	GS	CG	SHO	SV	IP	H	R	ER	BB	SO
2020	STL, SD	0-1	27.00	1	0	0	0	0	1.0	2	3	3	1	2

DIVISION SERIES TOTALS

Year	Club, Opp.	W-L	ERA	G	GS	CG	SHO	SV	IP	H	R	ER	BB	SO
2019	STL, ATL													

ON ACTIVE ROSTER — DID NOT PITCH

LEAGUE CHAMPIONSHIP SERIES TOTALS

Year	Club, Opp.	W-L	ERA	G	GS	CG	SHO	SV	IP	H	R	ER	BB	SO
2019	STL, WSH	0-0	4.50	1	0	0	0	0	2.0	2	1	1	1	4

NOTABLE MINOR LEAGUE AWARDS AND HONORS

- ◆ **2019** Pacific Coast League Pitcher of the Month (August)...Pacific Coast League Pitcher of the Week (Aug. 5-11).
- ◆ **2018** Pacific Coast League Mid-Season All-Star...Pacific Coast League Pitcher of the Month (July)...Pacific Coast League Pitcher of the Week (July 9-15).
- ◆ **2017** Bob Bauman “Physical Comeback Award” (by St. Louis BBWAA).
- ◆ **2016** Texas League Mid-Season All-Star.
- ◆ **2015** Midwest League Mid-Season All-Star.
- ◆ **2014** New York-Penn League Mid-Season All-Star.

CAREER TRANSACTIONS


- ◆ June 8, 2010...Selected by **Rays** in 24th round of First-Year Player Draft (did not sign).
- ◆ June 6, 2012...Selected by **Reds** in 38th round of First-Year Player Draft (did not sign).
- ◆ June 8, 2013...Selected by **Cubs** in 14th round of First-Year Player Draft (did not pass physical).
- ◆ June 6, 2014...Selected by **Cardinals** in ninth round of First-Year Player Draft (signed June 10, 2014).
- ◆ Jan. 24, 2022...Signed with **Angels** as minor league free agent.

PERSONAL/MISC

- ◆ Daniel Robert Ponce de Leon.
- ◆ Released a book entitled “One Line Drive: A Life-Threatening Injury and a Faith Fueled Comeback” authored by himself with Tom Zenner on March 9, 2021.
- ◆ Legally changed the spelling of his last name from “Poncedeleon” to “Ponce de Leon” during the 2018 offseason.
- ◆ Daniel and wife (Jennifer) have a son Casen (born Thanksgiving Day, 11/24/16) and two daughters: Mila (11/17/18) and Sophia (2/11/21)...His wife played volleyball for Embry-Riddle Aeronautical University (2013-14), where he pitched his senior season.
- ◆ Graduated from La Mirada (Calif.) High School in 2010, where he was named the school’s All-Athlete of the Year as a senior.
- ◆ As a college freshman in 2011, pitched for the University of Arizona...Entering 2022, 10 members of the 2011 Wildcats roster have reached the Majors.
- ◆ Transferred to Cypress (Calif.) College near his hometown for his sophomore season (2012)...Accepted a scholarship to transfer to University of Houston and pitch his junior season (2013).
- ◆ Selected by Chicago Cubs in 14th round of the June, 2013 First-Year Player Draft...Signed with Cubs after being, but failed his physical due to concerns about the ulnar nerve placement in his right elbow...Later ruled ineligible by the NCAA to return to the University of Houston.
- ◆ Transferred to Embry-Riddle Aeronautical University in Daytona Beach, FL for his senior season (2014)...Went 9-2 with a 1.60 ERA and 103 strikeouts for the Eagles...Named a second team NAIA All-American, a first team All-Sun Conference honoree and was a Sun Conference All-Tournament team selection...Became highest drafted Eagle in program history (285th pick).



LHP



JOSÉ QUIJADA

#65

BORN: NOV. 9, 1995
BIRTHPLACE: CARIPITO, VZ
MLB SERVICE: 1 YEAR, 46 DAYS
ACQUIRED: CLAIMED OFF WAIVERS FROM MIAMI, FEB. 10, 2020
SIGNED THRU: 2022; UNDER CLUB CONTROL; 3/3 OPTIONS USED

OPENING DAY AGE: 26
RESIDES: CARIPITO, VZ

HEIGHT: 5-11 **WEIGHT:** 215 **BATS:** L **THROWS:** L

QUIJADA'S LIFETIME PITCHING RECORD

Year	Club	W-L	ERA	G	GS	CG	GF	SHO	SV	IP	H	R	ER	HR	HB	BB	IBB	SO	WP	BK	BAA
2014	— Marlins (DSL)	5-5	2.91	16	8	0	2	0	1	74.1	69	30	24	2	3	23	2	66	9	0	.245
2015	— Marlins (GCL)	0-0	0.00	8	1	0	6	0	3	8.0	1	0	0	0	0	1	0	7	0	0	.038
2016	— Greensboro	3-0	1.32	19	0	0	8	0	2	34.0	17	5	5	1	2	7	0	44	0	1	.148
	Jupiter	2-2	4.41	9	0	0	0	0	0	16.1	13	8	8	1	0	3	0	25	0	0	.220
2017	— Jupiter	5-1	2.27	32	0	0	12	0	1	47.2	40	15	12	3	0	13	2	53	3	0	.225
	Jacksonville	0-0	9.00	7	0	0	2	0	0	8.0	12	8	2	2	2	7	0	6	0	0	.333
2018	— Jacksonville	0-2	2.42	17	0	0	7	0	4	22.1	13	6	6	1	1	7	0	29	0	0	.171
	New Orleans	2-4	3.32	27	0	0	9	0	3	40.2	24	17	15	2	0	22	0	52	1	0	.171
2019	— New Orleans	1-0	4.30	22	0	0	9	0	4	29.1	27	18	14	5	3	12	0	35	2	0	.237
	MIAMI	2-3	5.76	34	0	0	9	0	1	29.2	27	20	19	10	4	26	3	44	2	0	.239
2020	— LAA	0-1	7.36	6	0	0	1	0	0	3.2	6	4	3	1	1	2	0	6	0	0	.375
2021	— Salt Lake	3-1	1.53	22	0	0	13	0	1	29.1	17	8	5	2	0	11	0	37	0	0	.163
	LAA	0-2	4.56	26	0	0	2	0	0	25.2	20	14	13	2	1	15	1	38	1	1	.213
MAJOR TOTALS		2-6	5.34	66	0	0	12	0	1	59.0	53	38	35	13	6	43	4	88	3	1	.238
MINOR TOTALS		21-15	2.82	179	9	0	68	0	19	310.0	233	115	97	19	11	106	4	354	15	1	.206

2021 SEASON

- ◆ Split year between **Angels** (26 G) and Triple-A **Salt Lake** (22 G)...Pitched in one game during each of first three stints with Angels, before spending final two months of year in Majors following fourth promotion July 30.
- ◆ While with Salt Lake, did not allow a run in 18 of 22 appearances and averaged 11.4 strikeouts per nine innings (29.1 IP - 37 SO).
- ◆ Ranked sixth among A.L. pitchers (min. 25 IP) with a 13.32 strikeout per nine innings rate (25.2 IP - 38 SO).
- ◆ Following final big league call-up, allowed one run in 9.1 innings across first 10 appearances (0.96 ERA).
- ◆ Entered back-to-back games (Sept. 29 at Texas & Oct. 1 at Seattle) with no outs and two runners on base and struck out all three batters faced both times.

MAJOR LEAGUE SUMMARY

2020

- ◆ Spent majority of season at **Alternate Training Site**...Made **Angels** debut Aug. 29 vs. Seattle, retiring his two batters faced.
- ◆ Allowed one earned run through first five appearances (3.1 IP) before being charged with two runs in final outing.
- ◆ Began year on injured list at Alternate Training Site...Reinstated while optioned, Aug. 23.

2019

- ◆ Opened season with Triple-A **New Orleans** and made five appearances for Baby Cakes before receiving promotion to Majors, April 23...Made Major League debut with **Marlins**, April 24 at Cleveland (0.2 IP, 1 H, 1 BB, 2 SO).
- ◆ Earned first two MLB wins in consecutive appearances (July 26 & 28 vs. Arizona).
- ◆ Had scoreless appearances in 22 of 33 MLB outings...Averaged 15.93 strikeouts per nine innings with 36 strikeouts in his last 22 MLB appearances (20.1 IP).

NOTABLE MINOR LEAGUE AWARDS AND HONORS

- ◆ **2018** Southern League Mid-Season All-Star.

CAREER TRANSACTIONS

- ◆ Sept. 9, 2013...Signed by **Marlins** as international free agent.
- ◆ Feb. 10, 2020...Claimed off waivers by **Angels** from **Marlins**.



PERSONAL/MISC

- ◆ José Gregorio Quijada (kee-HAH-dah)...Married to wife, Johanna Cabello and has a son, Heiler.
- ◆ Pitched for Caribes de Anzoategui in Venezuelan Winter League during 2017-18, 2018-19 and 2020-21 offseasons.
- ◆ Favorite food is bandeja paisa from Colombia...Enjoys Sunday barbecues.
- ◆ Originally signed by Marlins scouts Wilmer Castillo, Albert Gonzalez and Robin Ordoñez.

MAJOR LEAGUE HITTING TOTALS

	AVG	AB	R	H	2B	3B	HR	RBI	SH	SF	HBP	BB	IBB	SO	SB	CS	GDP	SLG	OBP
CAREER	.000	1	0	0	0	0	0	0	0	0	0	0	0	1	0	0	0	.000	.000

CAREER FIELDING

POS	PCT	G	PO	A	E	TC	DP
P	1.000	66	1	4	0	5	0



QUIJADA



RHP



AJ RAMOS

#44

BORN: SEPT. 20, 1986
BIRTHPLACE: LUBBOCK, TX
MLB SERVICE: 6 YEARS, 66 DAYS
ACQUIRED: SIGNED AS MINOR LEAGUE FREE AGENT, MAR. 13, 2022
SIGNED THRU: 2022; SIGNED ONE-YEAR CONTRACT

OPENING DAY AGE: 35
RESIDES: LUBBOCK, TX

NON-ROSTER INVITEE

RAMOS' LIFETIME PITCHING RECORD

Year	Club	W-L	ERA	G	GS	CG	GF	SHO	SV	IP	H	R	ER	HR	HB	BB	IBB	SO	WP	BK	BAA
2009	—Jamestown	2-2	2.14	25	0	0	21	0	9	33.2	22	9	8	0	3	14	0	50	6	1	.182
2010	—Greensboro	3-7	3.70	49	0	0	45	0	28	58.1	40	26	24	3	5	32	3	78	7	1	.198
2011	—Jupiter	1-4	1.78	49	0	0	48	0	25	50.2	37	12	10	2	5	19	1	71	4	0	.200
2012	—Jacksonville	3-3	1.44	55	0	0	46	0	21	68.2	36	14	11	3	0	21	0	89	4	1	.151
	—MIAMI	0-0	3.86	11	0	0	4	0	0	9.1	8	4	4	2	1	4	0	13	0	0	.229
2013	—MIAMI	3-4	3.15	68	0	0	18	0	0	80.0	58	32	28	4	2	43	3	86	1	0	.201
2014	—MIAMI	7-0	2.11	68	0	0	12	0	0	64.0	36	16	15	1	3	43	7	73	7	0	.164
	—Jacksonville	0-0	9.00	1	1	0	0	0	0	1.0	2	1	1	0	0	0	0	1	0	0	.400
2015	—MIAMI	2-4	2.30	71	0	0	51	0	32	70.1	45	18	18	6	3	26	0	87	2	0	.184
2016	—MIAMI	1-4	2.81	67	0	0	52	0	40	64.0	52	21	20	1	4	35	3	73	6	0	.223
2017	—MIAMI	2-4	3.63	40	0	0	38	0	20	39.2	30	17	16	4	2	22	1	47	4	0	.205
	—NEW YORK (N.L.)	0-0	4.74	21	0	0	17	0	7	19.0	19	10	3	0	12	0	25	3	0	0	.257
2018	—NEW YORK (N.L.)	2-2	6.41	28	0	0	5	0	0	19.2	17	14	14	3	0	15	0	22	1	0	.236
2019	—																				
2020	—COLORADO	0-0	3.38	3	0	0	0	0	0	2.2	4	1	1	1	0	3	0	1	0	0	.333
2021	—Salt Lake	0-2	5.26	42	0	0	12	0	2	53.0	55	35	31	9	3	26	1	76	4	0	.257
	—LAA	0-0	0.00	4	0	0	3	0	0	4.2	0	0	0	0	0	2	0	3	0	0	.000
MAJOR TOTALS		17-18	3.04	381	0	0	200	0	99	373.1	269	133	126	25	15	205	14	430	24	0	.201
N.L. TOTALS		17-18	3.08	377	0	0	197	0	99	368.2	269	133	126	25	15	203	14	427	24	0	.203
MINOR TOTALS		9-18	2.88	221	1	0	172	0	85	265.1	192	97	85	17	16	112	5	365	25	3	.199

(1) rehab assignment

Disabling Injuries: **2018** — Right shoulder strain; disabled May 28 (retro to May 27) - end of season
2016 — Fractured third finger on right hand; disabled Aug. 9 - Aug. 21
2014 — Right shoulder impingement; disabled July 1 (retro to June 27) - July 18

2021 SEASON

- ◆ Spent majority of season with Triple-A **Salt Lake** and ranked second on Bees in appearances (42) and strikeouts (76)...Averaged 12.9 strikeouts per nine innings (53.0 IP - 76 SO) during Triple-A season.
- ◆ Had contract selected by **Angels**, Sept. 23 and made Angels debut Sept. 24 vs. Seattle with 2.0 perfect innings... Marked just his fourth MLB appearance since suffering shoulder injury May 26, 2018 with Mets.
- ◆ Retired 14 of 16 batters faced across four appearances with Angels (walked two batters).

CAREER HIGHLIGHTS

- ◆ Named to the 2016 National League All-Star team...That season, established a career-high 40 saves in 43 chances... His 40 saves ranked sixth in Major Leagues.
- ◆ From 2015-17, his 99 saves were fifth-most in Majors behind Kenley Jansen (124), Mark Melancon (109) Craig Kimbrel (105) and Jeury's Familia (100).
- ◆ Missed final four months of 2018 season and entire 2019 season after undergoing surgery to repair a torn labrum.
- ◆ In 2015, his 87 strikeouts were tied for fourth among National League relievers...Ranked ninth among N.L. relievers in saves (32) and was sixth in the National League in batting average against (.184).
- ◆ In 2014, was first N.L. reliever to finish season 7-0 or better since Micah Owings (8-0) in 2011.
- ◆ In 2013, led National League rookie relievers in innings pitched and walks, while ranking second in strikeouts, fourth in appearances and average against (.201)...Threw 1,370 pitches for season, second-most among all N.L. relievers, behind Josh Collmenter (1,558).
- ◆ Made Major League debut Sept. 4, 2012 for Marlins vs. Milwaukee.



CAREER TRANSACTIONS

- ◆ June 9, 2009...Selected by **Marlins** in 21st round of First-Year Player Draft (signed June 15, 2009).
- ◆ July 28, 2017...Traded by **Marlins** to **Mets** for OF Ricardo Cespedes and RHP Merandy González.
- ◆ July 7, 2020...Signed with **Dodgers** as a minor league free agent.
- ◆ Aug. 30, 2020...Signed with **Cubs** as a free agent.
- ◆ Sept. 5, 2020...Signed with **Rockies** as minor league free agent.
- ◆ Mar. 26, 2021...Signed with **Angels** as minor league free agent.
- ◆ Mar. 11, 2021...Signed with **Angels** as minor league free agent.

PERSONAL/MISC

- ◆ Alejandro (AJ) Hinjos Ramos.
- ◆ Was a Southern League Mid-Season All-Star in 2012 and Florida State League Mid-Season All-Star in 2011.
- ◆ Recognized by *MiLB.com* as a Marlins Organization All-Star each year from 2010-12.
- ◆ Graduated from Estacado HS (Lubbock, TX)...Was the 2005 Texas Sports Writers Association Class 4A Player of the Year, 2005 Lubbock Avalanche-Journal Co-MVP and District 4-4A MVP while attending Estacado.
- ◆ Attended Texas Tech University where he led the Red Raiders in strikeouts from 2007-2009, with a high of 83 in 2007...Has the sixth-most career strikeouts (241) and innings pitched (254.0) in school history, and second-most games started (tied, 44).
- ◆ Originally signed with New Mexico Junior College but signed a letter of intent with Texas Tech late in the spring of 2005.
- ◆ Helped raise funds for those affected by Hurricane Harvey in 2017...Also assisted the University of Houston football team at Saint Borromeo Catholic Church.
- ◆ Originally signed by Marlins scout Dennis Cardoza.



RAMOS





ANTHONY RENDON

#6

BORN: JUNE 6, 1990
BIRTHPLACE: HOUSTON, TX
MLB SERVICE: 8 YEARS, 130 DAYS
ACQUIRED: SIGNED AS A MAJOR LEAGUE FREE AGENT DEC. 13, 2019
SIGNED THRU: 2026; SIGNED SEVEN-YEAR CONTRACT, DEC. 13, 2019

OPENING DAY AGE: 31
RESIDES: HOUSTON, TX

HEIGHT: 6-1 **WEIGHT:** 200 **BATS:** R **THROWS:** R

RENDON'S LIFETIME PLAYING RECORD

Year	Club	AVG	G	AB	R	H	2B	3B	HR	RBI	SH	SF	HP	BB	IBB	SO	SB	CS	GDP	SLG	OBP	E
2012	—Potomac	.333	9	27	5	9	2	3	0	0	0	0	0	5	0	4	0	0	0	.438	.630	3
	GCL Nationals	.364	5	11	2	4	1	0	2	6	0	0	0	3	0	3	0	0	0	.500	1.000	1
	Auburn	.259	8	27	7	7	2	0	1	3	0	0	1	4	0	6	0	0	0	.375	.444	1
	Harrisburg	.162	21	68	14	11	3	1	3	3	0	0	3	11	0	16	0	0	3	.305	.368	2
2013	—Harrisburg	.319	33	116	17	37	11	2	6	24	0	3	3	30	0	25	1	0	1	.461	.603	4
	WASHINGTON	.265	98	351	40	93	23	1	7	35	2	5	5	31	3	69	1	1	7	.396	.329	16
	Syracuse	.182	3	11	2	2	1	0	0	0	0	0	1	2	0	3	0	0	0	.273	.357	2
2014	—WASHINGTON	.287	153	613	111★	176	39	6	21	83	0	5	5	58	2	104	17	3	11	.473	.351	15
2015	—Harrisburg (1)	.250	8	24	1	6	3	0	0	0	0	0	0	3	0	4	0	0	0	.375	.333	0
	WASHINGTON	.264	80	311	43	82	16	0	5	25	0	4	4	36	0	70	1	2	8	.363	.344	4
	Potomac (1)	.471	6	17	2	8	2	0	0	1	0	0	0	3	0	2	0	0	1	.588	.550	0
2016	—WASHINGTON	.270	156	567	91	153	38	2	20	85	0	8	7	65	2	117	12	6	5	.450	.348	9
2017	—WASHINGTON	.301	147	508	81	153	41	1	25	100	0	6	7	84	6	82	7	2	7	.533	.403	7
2018	—WASHINGTON	.308	136	529	88	163	44★	2	24	92	0	8	5	55	5	82	2	1	5	.535	.374	6
	Potomac (1)	.625	2	8	3	5	2	0	0	1	0	0	0	0	0	0	0	0	0	.875	.667	0
2019	—WASHINGTON	.319	146	545	117	174	44★	3	34	126★	0	9	12	80	8	86	5	1	13	.598	.412	11
2020	—LAA	.286	52	189	29	54	11	1	9	31	0	0	5	38	2	31	0	0	10	.497	.418	3
2021	—LAA	.240	58	217	24	52	13	0	6	34	0	2	1	29	2	41	0	0	11	.382	.329	1
MAJOR TOTALS		.290	968	3613	600	1048	256	16	145	577	4	45	50	447	28	641	45	16	66	.490	.372	71
A.L. TOTALS		.261	110	406	53	106	24	1	15	65	0	2	6	67	4	72	0	21	.426	.372	4	
N.L. TOTALS		.290	916	3424	571	994	245	15	136	546	4	45	45	409	26	610	45	16	56	.490	.369	68
MINOR TOTALS		.288	95	309	53	89	27	6	12	38	0	36	33	61	0	63	1	0	5	.416	.531	13

★ led or tied for league lead
 (1) rehab assignment

Disabling Injuries: **2021** — Right hip impingement; disabled Aug. 4 - end of season
 Left hamstring strain; disabled July 6 -Aug. 4
 Left knee contusion; May 5 (retro to May 4) - May 14
 Left groin strain; disabled April 12 (retro, April 11) - 26
2019 — Left elbow contusion; disabled April 30 (retro, April 27) - May 7
2018 — Left toe contusion; disabled April 22 (retro, April 19) - May 5
2015 — Sprained left MCL; disabled April 6-June 4
 Left quad strain; disabled June 25-July 25

2021 SEASON

- ◆ In second season with the **Angels**, was limited to 58 games due to various injuries...For full list, see *Disabling Injuries* above.
- ◆ Hit 150th career home run June 25th and drove in 600th career RBI run 7...Since the start of 2013, is one of 12 players to drive in 600 runs and tally 250 doubles.
- ◆ Posted an .805 OPS on the road compared to a .622 OPS at Angel Stadium.

CAREER SUMMARY

- ◆ Veteran of nine big league seasons (not including 2022) begins third season with the **Angels**...Signed seven-year contract Dec. 13, 2019... For more contract info, see Career Transactions section below.

"ANT" MAN

Third basemen with 600 RBI and 250 doubles since 2013...

Player	Doubles	RBI
Nolan Arenado	296	865
Manny Machado	267	725
Kyle Seager	261	708
Anthony Rendon	269	611

2022 LOS ANGELES ANGELS



- ◆ Finished in the Top 11 in the MVP race five times (2014, 2017, 2018, 2019 & 2020) and three-time Top 5 finisher (2014, 2017, & 2019)...Tabbed as a Louisville Silver Slugger twice (2014 & 2019) and was named to first All-Star Game in 2019.
- ◆ Entering 2021, boasts the second-highest career on-base percentage (.369) by an active third baseman and the third-best average (.287)...Since 2016, ranks second in the Majors by a third baseman in doubles (191), third in OPS (.896) and sixth in RBI (468)...In that same time frame, his 41.1 defensive rating on *FanGraphs.com* trails only Matt Chapman (55.8) and Nolan Arenado (52.6) for the highest among third basemen...Has saved 23 runs as a third baseman since the start of the 2016 campaign, good for fourth in the Majors.
- ◆ Earned MLB's Comeback Player of the Year Award for the National League in 2016 following an injury plagued 2015 season...Named N.L. Player of the Week twice in career.
- ◆ On April 30, 2017, went 6-for-6 with three home runs and 10 RBI...*For more info, see 2017 season season summary.*
- ◆ Drafted by the Nationals in the first round (6th overall pick) out of Rice University (Houston, TX).

MAJOR LEAGUE SUMMARY

2020

- ◆ In first campaign with the **Angels**, posted a career-best .418 OBP...Ranked second in the A.L. in OBP and fWAR (2.7), fourth in walks and ninth in OPS (.915)...Finished 10th in the A.L. MVP vote.
- ◆ Led the team in OBP, fWAR (2.7) and walks and ranked second in home runs, RBI and doubles.
- ◆ After opening the season going 4-for-39 (.103), went on to post a .333 (50/150) average and an 1.008 OPS over his final 40 games of the season...The .333 average ranked third in the American League during that span (from Aug. 10) while the 1.008 OPS ranked fourth.
- ◆ According to *FanGraphs.com*, his 3.7 defensive rating ranked fifth among Major League third basemen and third in American League.
- ◆ Recorded 1000th career hit with a 6th inning single on Aug. 10.
- ◆ Missed first four games of regular season and Angels three Summer Camp exhibitions due to an oblique injury but was not placed on the I.L.

2019

- ◆ In seventh season with **Nationals**, finished third in N.L. MVP race (won by Cody Bellinger) after batting .319 (174/545) with 117 runs scored, 34 home runs, 126 RBI and a 1.10 OPS (.412 OBP/.598 SLG)...Led Majors in RBI and paced (T-1st) the Senior Circuit for the second straight season in doubles...Also finished in the Top 5 in the N.L. in average (3rd), runs (3rd), OBP (2nd), slugging (3rd) and OPS (1.010).
- ◆ Tabbed as a Louisville Silver Slugger for the second time in his career (also, 2014).
- ◆ Named an All-Star for the first time in career...Was just the second Nats third baseman ever named to the Midsummer Classic, joining Ryan Zimmerman in 2009...Did not attend game due to injury rehab.
- ◆ According to *FanGraphs.com*, finished the season with the Majors' seventh-highest WAR (7.0), good for fourth in the National League...Two defensive runs saved also ranked sixth among N.L. third basemen.

2018

- ◆ In sixth season with the **Nationals**, recorded a career-best 44 doubles which were tied for the Senior Circuit lead...Also Ranked in the N.L.'s Top 10 in average (4th), OPS (5th), slugging (6th) and extra-base hits (9th).
- ◆ Per *FanGraphs.com*, ranked second in the National League with a 6.3 fWAR.
- ◆ Named a finalist for the Rawlings Gold Glove Award at third base (won by Nolan Arenado)...Finished 11th in the N.L. MVP voting (won by Christian Yelich).
- ◆ Tallied a career-long 33-game on-base streak from Aug. 21-Sept. 25.

2017

- ◆ Finished sixth in the National League MVP race (won by Giancarlo Stanton) in fifth season with the **Nationals**... Posted a 6.7 fWAR, tied with Kris Bryant for second in the N.L. and trailing only Stanton's 7.3 mark.
- ◆ Finished the season ranked among N.L. leaders in doubles (4th), OBP (6th) and OPS (9th)...Tallied first career 100-RBI season, a then career high...Was the first Nats third baseman with a 100-RBI season since Ryan Zimmerman in 2009.
- ◆ His 15.8 defensive rating on *FanGraphs.com* led the National League and trailed only Andrelton Simmons' 22.6 mark.
- ◆ Went 6-for-6 with three home runs and 10 RBI vs. Mets on April 30...Became the 13th player in M.L. history to log a 10-RBI game...Was the first Major Leaguer with a 10+-RBI game since Garret Anderson's 11 RBI output in 2007 vs. Yankees...Was just the second player ever with six hits, three home runs and 10 RBI in a single tilt, joining Cincinnati's Walker Cooper did so on July 6, 1949.

DISCIPLINE REPORT

Hardest American Leaguers to strikeout in 2020...

Player	PA/K	Team
1. Tommy La Stella	19.00	LAA-OAK
2. DJ LeMahieu	10.29	NYN
3. David Fletcher	9.20	LAA
4. Yuli Gurriel	8.52	HOU
5. Whit Merrifield	8.03	KC
6. Hanser Alberto	7.70	BAL
7. Kyle Seager	7.52	SEA
8. Anthony Rendon	7.48	LAA

HOT CORNER HOT TAKE

In 2019, Anthony Rendon joined Alex Rodriguez (2005) and Al Rosen (1953) as the only third basemen in M.L. history to hit .315 with 115 runs scored, 125 RBI and 30 home runs in a single season (min. 75% of games played at third base)...He was also the first big leaguer to turn the trick since Matt Kemp in 2011.

RENDON



2016

- ◆ Appeared in a career-high 156 games during fourth season with **Washington**...Paced the Club with 91 runs scored and ranked second in hits, second in doubles, and third in RBI...His 38 doubles and .976 fielding percentage led N.L. third basemen.
- ◆ Registered 500th career hit, a three-run home run, Sept. 27 vs. Arizona.

2015

- ◆ Limited to 80 games for the **Nats** in third big league season...Suffered a sprained MCL in left knee while diving for a ball during Spring Training and opened the season on the D.L...Appeared in 18 games from June 4-25 before suffering a left quad injury...Reinstated July 25 and appeared in 62 games the remainder of the season.

2014

- ◆ Finished fifth in the National League MVP race during first full big league season with the **Washington**...Notched first career Louisville Silver Slugger award after batting .287 (176/613) with 39 doubles, six triples, 21 home runs and 83 RBI.
- ◆ Led the league with 111 runs scored (3rd in Majors)...Was just the fourth National to eclipse the 100-run mark: Alfonso Soriano (119 in 2006), Ryan Zimmerman (110 in 2009) and Nick Johnson (100 in 2006).
- ◆ Finished the season ranking fourth in the Majors (2nd in the N.L.) with a 6.6 fWAR...Also finished the N.L. Top 5 in hits (T-5th), total bases (290, 3rd), doubles (T-4th), extra-base hits (66, T-5th).

2013

- ◆ After starting the season in the minors, made Major League debut with **Washington**, April 21 at New York (N.L.)... Tallied first big league hit April 22 vs. St. Louis, a double off Shelby Miller.

POSTSEASON SUMMARY

- ◆ Has made appearances in four different postseasons including the Nationals' 2019 World Series title run...Owns a career .282 (33/117) postseason batting average with eight doubles, five home runs and eight RBI.
- ◆ During **2019** World Series title run, posted a combined .328 (20/61) average across four different postseason rounds...Tallied a Washington/Montreal franchise-record 20 hits, 15 RBI and 11 walks during the postseason... In the NL Wild Card Game vs. Milwaukee, drew an eighth-inning walk off Josh Hader to load the bases...Scored from first on a Juan Soto single and an error by the right fielder...Run proved to be game-winning run as Nationals won the contest 4-3...Posted a team-leading .412 (7/17) average including three doubles, a home run and five RBI in the NLDS vs. the Dodgers...Went 3-for-5 with a double, home run and an RBI in decisive Game 5 at Dodger Stadium...Hit back-to-back solo home runs with Juan Soto off Clayton Kershaw in the 8th inning with the Nats trailing 3-1...Led the Nats in average for the second straight series (min. 10 AB), posting a .417 (5/12) clip vs. the Cardinals in the NLCS...Advanced to the World Series vs. Houston and went on to hit .276 (8/29) with three doubles, two home runs and a team-leading eight RBI...Last player in the World Series with more RBI was Addison Russell with nine RBI in 2016...With team trailing 2-0 in the 7th inning of Game 7, connected for a solo home run off Zack Greinke.
- ◆ In **2017**, saw third career postseason action and went 3-for-17 (.176) with a double, home run and an RBI in five NLDS games vs. the Cubs.
- ◆ Posted a .150 (3/20) average during the **2016** NLDS vs. the Dodgers...Tallied first career postseason home run during Game 3 off Kenta Maeda.
- ◆ Made postseason debut in **2014**...Led the team with a .368 (7/19) average and seven hits during Club's NLDS loss to the Giants.

WILD CARD GAME TOTALS

Year	Club, Opp	AVG	G	AB	R	H	2B	3B	HR	RBI	SH	SF	HBP	BB	IBB	SO	SB	CS	GDP	SLG	OBP	E
2019	—WAS, MIL	.000	1	3	1	0	0	0	0	0	0	0	0	1	0	1	0	0	0	.000	.250	0

DIVISION SERIES TOTALS

Year	Club, Opp	AVG	G	AB	R	H	2B	3B	HR	RBI	SH	SF	HBP	BB	IBB	SO	SB	CS	GDP	SLG	OBP	E
2014	—WAS, SF	.368	4	19	0	7	0	0	0	1	0	0	0	1	0	2	1	0	0	.368	.400	0
2016	—WAS, LAD	.150	5	20	1	3	0	0	1	4	0	0	0	1	0	6	0	0	0	.300	.190	0
2017	—WAS, CHC	.176	5	17	4	3	1	0	1	1	0	0	0	5	1	1	0	0	0	.412	.364	1
2019	—WAS, LAD	.412	5	17	4	7	3	0	1	5	0	2	0	3	0	3	0	0	0	.765	.455	0
Totals		.274	19	73	10	20	4	0	3	11	0	2	0	10	1	12	1	0	0	.452	.353	0

CHAMPIONSHIP SERIES TOTALS

Year	Club, Opp	AVG	G	AB	R	H	2B	3B	HR	RBI	SH	SF	HBP	BB	IBB	SO	SB	CS	GDP	SLG	OBP	E
2019	—WAS, STL	.417	5	12	2	5	1	0	0	2	0	1	0	4	2	3	0	0	0	.500	.529	0

WORLD SERIES TOTALS

Year	Club, Opp	AVG	G	AB	R	H	2B	3B	HR	RBI	SH	SF	HBP	BB	IBB	SO	SB	CS	GDP	SLG	OBP	E
2019	—WAS, HOU	.276	7	29	3	8	3	0	2	8	0	0	0	3	0	3	0	0	0	.586	.344	1

REIDON 



NOTABLE MINOR LEAGUE AWARDS AND HONORS

- ◆ 2013 Eastern League Player of the Week (May 13).
- ◆ 2012 Arizona Fall League All-Prospect Team...Arizona Fall League Rising Stars Game.

CAREER TRANSACTIONS

- ◆ June 5, 2008...Drafted by the **Braves** in the 27th round of the First-Year Player Draft (did not sign).
- ◆ June 6, 2011...Drafted by the **Nationals** in the 1st round (6th overall) of the First-Year Player Draft.
- ◆ Dec. 13, 2019...Signed a seven-year contract with the **Angels**.

PERSONAL/MISC

- ◆ Anthony Michael Rendon.
- ◆ He and his wife Amanda (Rodriguez) were married Nov. 25, 2017...The couple has four children, two daughters, Emma and Savannah and twins Levi and Dakota.
- ◆ Self-proclaimed Taylor Swift “admirer...Wore homemade “I love Taylor Swift” shirt during Spring Training 2016.
- ◆ Was an active participant in several charitable efforts with the Nationals including Nationals Youth Baseball Academy...Started Anthony’s Academy All-Stars, a season-long program giving scholar-athletes from the Nationals Youth Baseball Academy the opportunity to attend a Nationals Baseball game, enjoy a behind-the-scenes look at team operations, a private meet-and-greet with Rendon as well as special batting practice viewing.
- ◆ Attended Rice University (Houston, TX)...Named by *Baseball America* as the 2009 College Freshman of the Year...Was the fourth underclassman to receive the honors in the 30-year history of the award...Former college teammates with Tyler Duffey, Tony Cingrani and JT Chargois.
- ◆ Prepped at Lamar High School (Houston, TX)...Was a three-time All-District selection in High School...As a senior, named First Team 5A All-State shortstop and was an All-Greater Houston selection by the Houston Chronicle... Hit .570 with eight home runs and 56 RBI in final high school season.
- ◆ June 29, 2010 was honored by Houston Mayor Annise Parker with “Anthony Rendon Day in Houston”.

MISCELLANEOUS STATS

CAREER MULTIPLE-HOME RUN GAMES (7)

THREE-HR GAMES (1)

April 30, 2017 vs. NYM

TWO-HR GAMES (6)

Aug. 31, 2019 vs. MIA
July 12, 2018 at NYM

June 11, 2019 at CWS
July 15, 2017 at CIN

April 12, 2019 vs. PIT
May 23, 2017 vs. SEA

CAREER GRAND SLAMS HOME RUNS (3)

July 29, 2019 vs. ATL

July 15, 2017 at CIN

Sept. 6, 2016 vs. ATL

CAREER WALK-OFF PLATE APPEARANCE / HIT / RBI (3)

Aug. 30, 2019 vs. MIA (2-RBI single; 9th)
Aug. 20, 2019 vs. CWS (RBI single; 9th)

Aug. 21, 2014 vs. ARI (single, run scores on E5, no RBI; 9th)

ALL-STAR GAME RECORD

Year	Club	Site	AVG	G	AB	R	H	2B	3B	HR	RBI	SH	SF	HBP	BB	IBB	SO	SB	CS	GDP	SLG	OBP	E	
2019	N.L.	CLE																						

CAREER FIELDING

POS	PCT	G	PO	A	E	TC	DP
2B	.982	170	305	402	13	720	93
3B	.973	868	602	1438	57	2097	164
SS	.846	4	9	2	2	13	1



RENDON'S CAREER HIGHS

	SEASON		GAME
AVG	.319 — 2019	H	6 — 4/30/17 vs. NYM
H	176 — 2015	HR	3 — 4/30/17 vs. NYM
R	117 — 2019	R	5 — 4/30/17 vs. NYM
BB	84 — 2017	BB	3 — 9 times; last, 8/29/20 vs. SEA
2B	44 — 2018 & 2019	2B	3 — 7/5/14 vs. CHC
HR	34 — 2019	RBI	10 — 4/30/17 vs. NYM
RBI	126 — 2019	SB	2 — 2 times; last, 9/1/14 at TEX
SB	17 — 2014	Hit Streak	17 — March 30 - April 19, 2019



RENDON





LUIS RENGIFO

#2

BORN: FEB. 26, 1997
BIRTHPLACE: NAGUANAGUA, VZ
MLB SERVICE: 2 YEAR, 64 DAYS
ACQUIRED: FROM TAMPA BAY IN EXCHANGE FOR INF C.J. CRON, MARCH 20, 2018
SIGNED THRU: 2022; UNDER CLUB CONTROL; 2/3 OPTIONS USED

OPENING DAY AGE: 25
RESIDES: VALENCIA, VZ

HEIGHT: 5-10 **WEIGHT:** 195 **BATS:** S **THROWS:** R

RENGIFO'S LIFETIME PLAYING RECORD

Year	Club	AVG	G	AB	R	H	2B	3B	HR	RBI	SH	SF	HBP	BB	IBB	SO	SB	CS	GDP	SLG	OBP	E
2014	— Mariners (VSL)	.198	64	227	39	45	11	2	1	20	6	1	5	39	0	45	11	5	1	.278	.327	12
2015	— Mariners 2 (DSL)	.336	60	217	49	73	10	6	2	35	7	3	5	22	1	22	19	8	4	.465	.405	8
2016	— Mariners (AZL)	.239	34	109	16	26	7	2	1	9	1	0	1	13	0	31	22	3	2	.367	.325	9
2017	— Clinton	.250	102	400	65	100	24	4	11	44	6	3	8	33	0	80	29	14	8	.413	.318	19
	— Bowling Green	.250	23	96	14	24	3	1	1	8	0	0	0	8	0	17	5	3	0	.333	.308	2
2018	— Inland Empire	.323	41	161	36	52	11	3	2	16	0	0	2	27	0	22	22	8	2	.466	.426	7
	— Mobile	.305	40	151	37	46	10	5	2	21	0	0	7	23	3	22	13	2	6	.477	.420	5
	— Salt Lake	.274	46	190	36	52	9	5	3	27	1	2	1	25	0	31	6	6	2	.421	.358	4
2019	— Salt Lake	.273	27	110	16	30	4	1	5	14	0	1	0	11	0	24	3	3	2	.464	.336	6
	— LAA	.238	108	357	44	85	18	3	7	33	1	3	5	40	0	93	2	5	6	.364	.321	12
2020	— LAA	.156	33	90	12	14	1	0	1	3	2	0	0	14	0	26	3	1	2	.200	.269	3
2021	— Salt Lake	.329	53	207	46	68	16	4	8	32	0	1	3	17	1	32	13	5	3	.560	.386	9
	— LAA	.201	54	174	22	35	1	0	6	18	3	2	2	9	0	38	1	0	3	.310	.246	9
MAJOR TOTALS		.216	195	621	78	134	20	3	14	54	6	5	7	63	0	157	6	6	11	.325	.293	24
MINOR TOTALS		.276	490	1868	354	516	105	33	36	226	21	11	32	218	5	326	143	54	28	.426	.360	81

Disabling Injuries: 2020 — Right hamstring strain; disabled Sept. 26 - end of season. Disabled July 6-28

2021 SEASON

- ◆ Made three different stints with the **Angels**...54 games at the big league level were the second most of career.
- ◆ Appeared defensively at shortstop (26 G), right field (14 G), third base (12 G), second base (4 G) and left field (1 G)...The 14 games in the outfield were the first at the major league level...Made just two errors at shortstop (.981 fielding percentage)...Boasted a 2.4 UZR at shortstop, his best single season mark at any position...According to FanGraphs.com, in 227 innings at short, 1 DRS was the best mark by a Halo shortstop (min. 150 innings).
- ◆ Despite limited action with Triple-A **Salt Lake**, paced the Club with 13 stolen bases while his four triples were tied for the team lead.

MAJOR LEAGUE SUMMARY

2020

- ◆ Appeared in 33 games across two different stints with the **Angels**...Began the season on the IL before being activated July 28th...Optioned on Aug. 26th to the Club's **Alternate Training Site** in Long Beach, CA and was recalled three days later (Aug. 29th)...Placed on the IL with a right hamstring strain Sept.26 and missed the final two games of the season.
- ◆ Went 3-for-4 in stolen base attempts.
- ◆ Improved PA/BB rate from 10.15 to 7.57 between rookie and sophomore seasons.

2019

- ◆ Saw first big league action across three different stints with the **Angels**...After beginning the season with Triple-A **Salt Lake**, was recalled April 25 and made Major League debut that day, starting at second base...Singled in second at-bat off Masahiro Tanaka for first big league hit...Notched first home run June 2nd in Seattle...His seven home runs were the most by a rookie Halo middle infielder since Adam Kennedy's nine in 2000.
- ◆ According to *FanGraphs.com*, logged three defensive runs saved, tied for second on the team with David Fletcher (min. 250 inn.).
- ◆ With the Bees, averaged a home run once every 22 at-bats.



NOTABLE MINOR LEAGUE AWARDS AND HONORS

- ◆ **2018** Angels Organizational Player of the Month for May and June...*MiLB.com's* Southern League Player of the Month for June...Angels Organizational Defensive Player of the Month for August...MiLB Organizational All-Star.

CAREER TRANSACTIONS

- ◆ Mar. 16, 2014...Signed with **Mariners** as an international free agent.
- ◆ Aug. 6, 2017...Traded by **Mariners** with LHP Anthony Misiewicz and a PTBNL (INF Osmy Gregorio) to **Rays** for RHP Ryan Garton and C Mike Marjama.
- ◆ Mar. 20, 2018...Acquired by **Angels** from **Rays** for INF C.J. Cron.

PERSONAL/MISC

- ◆ Luis Jose Rengifo (wren-HE-foe).
- ◆ Has a son (Maximiliano).
- ◆ Originally signed by Mariners scouts Tim Kissner, Emilio Sarraquel and Illich Salazar.

CAREER FIELDING

POS	PCT	G	PO	A	E	TC	DP
2B	.977	140	212	289	12	513	71
3B	.844	13	4	23	5	32	5
SS	.962	39	47	103	6	156	18
OF	.960	15	24	0	1	25	0

RENGIFO'S CAREER HIGHS

	SEASON		GAME
AVG	.238 — 2019	H	3 — 4 times; last, 7/13/19 vs. SEA
H	85 — 2019	HR	1 — Many times
R	44 — 2019	R	3 — 6/2/19 at SEA
BB	40 — 2019	BB	2 — 11 times; last, 9/29/20 at TEX
2B	18 — 2019	2B	1 — Many times
HR	7 — 2019	RBI	3 — 3 times; last, 9/11/21 at HOU
RBI	33 — 2019	SB	2 — 9/22/20 at SD
SB	3 — 2020	Hit Streak	6 — 2 times; last, Aug. 10 - 15, 2019





RHP



CHRIS RODRIGUEZ

#73

BORN: JULY 20, 1998

OPENING DAY AGE: 23

BIRTHPLACE: CORAL SPRINGS, FL

RESIDES: MIAMI, FL

MLB SERVICE: 85 DAYS

ACQUIRED: SELECTED IN FOURTH ROUND OF 2016 FIRST-YEAR PLAYER DRAFT

SIGNED THRU: 2022; UNDER CLUB CONTROL; 1/3 OPTIONS USED

HEIGHT: 6-2 **WEIGHT:** 185 **BATS:** R **THROWS:** R

RODRIGUEZ'S LIFETIME PITCHING RECORD

Year	Club	W-L	ERA	G	GS	CG	GF	SHO	SV	IP	H	R	ER	HR	HB	BB	IBB	SO	WP	BK	BAA
2016	—Angels (AZL)	0-0	1.59	7	5	0	0	0	0	11.1	6	3	2	0	0	3	0	17	1	0	.154
2017	—Orem	4-0	6.40	8	8	0	0	0	0	32.1	35	24	23	1	7	7	0	32	2	1	.271
	Burlington	1-2	5.84	6	6	0	0	0	0	24.2	32	17	16	1	2	7	0	24	0	1	.314
2018	—																				
2019	—Inland Empire	0-0	0.00	3	3	0	0	0	0	9.1	6	0	0	0	0	4	0	13	0	0	.188
2020	—LAA																				
2021	—LAA	2-1	3.64	15	2	0	1	0	0	29.2	28	14	12	0	4	15	0	29	1	0	.243
	Salt Lake	0-1	5.87	3	2	0	0	0	0	7.2	7	5	5	1	0	6	0	5	2	1	.250
	Rocket City	0-0	4.26	5	5	0	0	0	0	12.2	15	9	6	1	0	5	0	17	2	0	.283
	MAJOR TOTALS	2-1	3.64	15	2	0	1	0	0	29.2	28	14	12	0	4	15	0	29	1	0	.243
	MINOR TOTALS	5-4	4.78	32	29	0	0	0	0	98.0	101	58	52	4	9	32	0	108	7	3	.264

Disabling Injuries: 2021 — Right shoulder inflammation; disabled May 6 - June 3

2021 SEASON

- ◆ Made **Angels** Opening Day roster and made Major League debut Apr. 2 vs. White Sox with 2.0 scoreless innings in relief...First career strikeout victim was first batter faced (Yoan Moncada)...Prior to MLB debut, had not pitched above the High-A level (three games in High-A in 2019).
- ◆ Registered eight appearances and pitched to a 2.30 ERA (15.2 IP - 4 ER) with 17 strikeouts before being placed on injured list with right shoulder inflammation...Held opponents to a .167 average (9/54) in that span...Made two rehab appearances at Triple-A **Salt Lake**.
- ◆ Following return from IL, pitched in five games for Angels before being optioned to Double-A **Rocket City** to join starting rotation...Totaled six minor league starts between Trash Pandas and Bees before returning to Majors.
- ◆ Final start of year came on Aug. 10 in Game 1 of doubleheader vs. Blue Jays.
- ◆ Placed on Salt Lake's injured list, Aug. 14 and missed remainder of season...Underwent right capsule repair surgery, Oct. 14.

NOTABLE MINOR LEAGUE AWARDS AND HONORS

- ◆ **2017** Pioneer League Mid-Season All-Star.

CAREER TRANSACTIONS

- ◆ June 17, 2016...Selected by **Angels** in fourth round of 2016 First-Year Player Draft.

PERSONAL/MISC

- ◆ Christopher Joseph Rodriguez...On Twitter: @realChrisRod.
- ◆ In 2021, participated in virtual Adopt-A-School visits and a virtual visit with the Angels Honorary Bat Girl during Mother's Day week.
- ◆ Did not appear in a game during 2020 regular season, but was part of Angels Player Pool and practiced at Alternate Training Site in Long Beach...Selected to Angels 40-man roster, Nov. 20, 2020.
- ◆ In 2019, was placed on IL following third start of year and missed remainder of season...Underwent surgery to repair a stress fracture in his back...Also missed entire 2018 season due to a stress reaction in lower back.
- ◆ Was ranked by *Baseball America* among Angels top 15 prospects each year from 2017-20.
- ◆ Graduated from Monsignor Edward Pace HS (Miami Gardens, FL) in 2016...The school has also produced two-time All-Star pitcher Gio Gonzalez...Won a state championship during sophomore year of high school at Mater Academy Charter (Hialeah Gardens, FL).
- ◆ Signed Letter of Intent to attend Jacksonville University but elected to sign with Angels after high school.
- ◆ Originally signed by Angels scout Ralph Reyes.

RODRIGUEZ





JOSE ROJAS

#18

BORN: FEB. 24, 1993
BIRTHPLACE: ANAHEIM, CA

OPENING DAY AGE: 29
RESIDES: ANAHEIM, CA

MLB SERVICE: 95 DAYS

ACQUIRED: SELECTED IN 36TH ROUND OF 2016 FIRST-YEAR PLAYER DRAFT
SIGNED THRU: 2022; UNDER CLUB CONTROL; 1/3 OPTIONS USED

HEIGHT: 6-0 **WEIGHT:** 200 **BATS:** L **THROWS:** R

ROJAS' LIFETIME PLAYING RECORD

Year	Club	AVG	G	AB	R	H	2B	3B	HR	RBI	SH	SF	HBP	BB	IBB	SO	SB	CS	GDP	SLG	OBP	E
2016	— Orem	.308	59	221	45	68	15	3	5	31	3	2	2	22	0	29	9	4	5	.471	.372	11
2017	— Inland Empire	.319	79	317	44	101	20	5	7	50	1	2	2	17	0	64	4	8	6	.479	.355	8
	— Mobile	.227	44	172	16	39	9	1	4	20	0	4	3	6	1	35	0	1	3	.360	.259	6
2018	— Mobile	.304	84	312	57	95	21	3	17	65	0	1	3	36	1	75	9	4	5	.554★	.381	5
	— Salt Lake	.217	19	69	10	15	3	0	0	6	0	2	0	2	0	13	1	0	1	.261	.233	4
2019	— Salt Lake	.293	126	515	101	151	39	7	31	107★	0	5	0	58	2	131	4	4	8	.577	.362	12
2020	— LAA	<i>DID NOT PLAY — Participated at Angels Alternate Training Site</i>																				
2021	— Salt Lake	.259	55	216	32	56	11	1	8	34	0	2	0	23	1	38	4	1	3	.431	.328	8
	— LAA	.208	61	168	26	35	14	0	6	15	0	0	1	15	0	50	2	1	2	.399	.277	3
MINOR TOTALS		.288	466	1822	305	525	118	20	72	313	4	18	10	164	5	385	31	22	31	.479	.341	54

★ led or tied for league lead

2021 SEASON

- ◆ After making first Opening Day roster, Anaheim native went on to make three different stints with the **Angels**... Was just the third Angels rookie to tally at least 14 doubles in less than 70 games, joining Dallas McPherson in 2005 and Robb Quinlan in 2004.
- ◆ Appeared defensively at five different positions at the big league level: right field (25 G), second base (14 G), third base (12 G), left field (9 G) and first base (2 G)...Played flawless defense in the outfield despite appearing in just 16 professional games in the outfield prior to the season.
- ◆ Made Major League debut as a pinch hitter in the bottom of the 9th April 2nd vs. the White Sox...Tallied first hit April 14th at Kansas City, a 9th inning double...First big league home run came May 8th vs. the Dodgers.
- ◆ Was a non-roster invitee to Angels Spring Training, which marked second time in big league camp.
- ◆ Appeared in 55 games with Triple-A **Salt Lake**...In 28 combined games in July and August, hit .354 (35/99) with four home runs and 19 RBI.

NOTABLE MINOR LEAGUE AWARDS AND HONORS

- ◆ **2019** MiLB Organizational All-Star
- ◆ **2018** Southern League Mid-Season All-Star...Southern League Player of the Week (May 13)
- ◆ **2017** California League Mid-Season All-Star...California League Post-Season All-Star... California League Player of the Week (July 2)

CAREER TRANSACTIONS

- ◆ June 11, 2016...Selected by **Angels** in 36th round of First-Year Player Draft (signed June 14, 2016 by Angels scout Ben Diggins).

PERSONAL/MISC

- ◆ Jose Rojas (roh-HOSS).
- ◆ Played winter ball in 2018-19 with Bravos de Margarita in Venezuelan Winter League...Played in Mexican Winter League in 2019-20 offseason with Yaquis de Obregon.
- ◆ Attended and played baseball for Anaheim High School in Anaheim, CA.
- ◆ Angels were favorite team as a child and his favorite players included Tim Salmon and Mo Vaughn...Attended several Angels games every season growing up...Learned to play competitively by watching and studying big leaguers...For more information, click [HERE](#).



- ◆ Began college career at Fullerton Community College...Completed collegiate career with two seasons playing for Vanguard University of Southern California in Costa Mesa as a shortstop...During freshman campaign in 2013, Fullerton Community College won first Orange Empire Conference championship since 1983...For more information, click [HERE](#)...Named 2016 Golden State Athletic Conference Player of the Year and NAIA All-American.

MISCELLANEOUS STATS

CAREER LEADOFF HOME RUNS (1)

May 20, 2021 (G2) vs. MIN

CAREER FIELDING

POS	PCT	G	PO	A	E	TC	DP
1B	.833	2	5	0	1	6	0
2B	.975	14	20	19	1	40	8
3B	.974	12	6	31	1	38	2
OF	1.000	34	44	2	0	46	0



ROJAS





AUSTIN ROMINE

#19

BORN: NOV. 22, 1988

BIRTHPLACE: LAKE FOREST, CA

MLB SERVICE: 8 YEARS, 45 DAYS

ACQUIRED: SIGNED AS MINOR LEAGUE FREE AGENT, MAR. 16, 2022

SIGNED THRU: 2022; SIGNED ONE-YEAR CONTRACT, MAR. 16, 2022

OPENING DAY AGE: 33

RESIDES: MISSION VIEJO, CA

HEIGHT: 6-1 **WEIGHT:** 215 **BATS:** R **THROWS:** R

NON-ROSTER INVITEE

ROMINE'S LIFETIME PLAYING RECORD

Year	Club	AVG	G	AB	R	H	2B	3B	HR	RBI	SH	SF	HBP	BB	IBB	SO	SB	CS	GDP	OBP	SLG	E
2007	— Yankees (GCL)	.500	1	2	2	1	1	0	0	1	0	0	0	1	0	1	0	0	0	.667	1.000	0
2008	— Charleston	.300	104	407	66	122	24	1	10	49	0	1	3	25	0	56	3	0	8	.344	.437	6
2009	— Tampa	.276	118	442	61	122	28	3	13	72	0	6	4	29	2	78	11	5	13	.322	.441	10
2010	— Trenton	.268	115	455	61	122	31	0	10	69	0	3	2	37	1	94	2	0	13	.324	.402	5
2011	— Trenton	.286	85	336	43	96	13	0	6	47	0	2	3	32	1	60	2	2	5	.351	.378	4
	Scranton/WB	.133	4	15	1	2	0	0	1	0	0	0	0	0	0	3	0	0	2	.133	.133	0
	NEW YORK (A.L.)	.158	9	19	2	3	0	0	0	0	0	0	1	0	5	0	0	0	0	.200	.158	1
2012	— Yankees (GCL)	.208	9	24	3	5	3	0	0	5	0	0	1	5	0	3	0	0	1	.367	.333	1
	Tampa	.389	5	18	2	7	0	0	1	1	0	0	0	1	0	3	0	0	2	.421	.556	0
	Scranton/WB	.173	17	61	6	13	2	0	3	9	0	2	0	8	0	10	0	0	2	.296	.393	1
2013	— Scranton/WB	.333	14	42	5	14	0	0	1	4	0	0	1	4	0	12	0	0	0	.391	.405	0
	NEW YORK (A.L.)	.207	60	135	15	28	9	0	1	10	3	1	0	8	0	37	1	0	7	.255	.296	3
2014	— Scranton/WB	.242	81	285	33	69	17	0	6	33	3	1	0	24	1	54	1	0	15	.300	.365	5
	NEW YORK (A.L.)	.231	7	13	2	3	1	0	0	1	0	0	0	0	4	0	0	0	0	.231	.308	0
2015	— Scranton/WB	.260	92	338	38	88	19	0	7	49	0	2	4	22	1	53	0	1	12	.311	.379	2
	NEW YORK (A.L.)	.000	1	2	0	0	0	0	0	0	0	0	0	0	0	0	0	0	0	.000	.000	0
2016	— NEW YORK (A.L.)	.242	62	165	17	40	11	0	4	26	1	3	0	7	1	31	1	0	7	.269	.382	1
2017	— NEW YORK (A.L.)	.218	80	229	19	50	9	1	2	21	2	3	2	16	0	57	0	0	7	.272	.293	1
2018	— NEW YORK (A.L.)	.244	77	242	30	59	12	0	10	42	1	3	2	17	0	67	1	0	10	.295	.417	4
2019	— NEW YORK (A.L.)	.281	73	228	29	64	12	0	8	35	1	1	0	10	0	50	1	1	7	.310	.439	2
2020	— DETROIT	.238	37	130	12	31	5	0	2	17	0	1	0	4	0	47	0	0	3	.259	.323	0
2021	— CHICAGO (N.L.)	.217	28	60	5	13	2	0	1	5	0	0	0	2	0	22	0	0	4	.242	.300	1
	Cubs (ACL) (1)	.250	2	4	0	1	1	0	0	0	0	0	0	0	0	0	0	0	0	.250	.500	0
	Iowa (1)	.500	2	6	2	3	1	0	0	0	0	0	0	0	0	1	0	0	0	.500	.667	0
MAJOR TOTALS		.238	434	1223	131	291	61	1	28	157	8	12	5	65	1	320	4	1	45	.277	.358	13
A.L. TOTALS		.239	405	1163	126	278	59	1	27	152	8	12	5	63	1	298	4	1	41	.278	.361	13
MINOR TOTALS		.273	649	2435	323	665	140	4	57	340	3	17	17	188	6	428	19	8	73	.327	.404	35

(1) rehab assignment

Disabling Injuries: **2021** — Disabled Sept. 30 - end of season
Left wrist sprain; disabled Apr. 26 - Aug. 12
Right knee sprain; disabled Apr. 1 - Apr. 14
2012 — Lower back strain; disabled Apr. 4 (retro to March 26 - Aug. 12)

2021 SEASON

- ◆ Limited to 28 games with **Cubs** due to three injured list stints (April 1-14, April 26-Aug. 12 and Sept. 30-Oct. 4).
- ◆ On Aug. 12 against Milwaukee, caught his brother, Andrew, to become the first “brother battery” in Majors since June 28, 1962 when Larry and Norm Sherry accomplished the feat for the Dodgers...On the same day, joined Andrew to become the first set of brothers to appear in the same game for the Cubs since Rick and Paul Reuschel on May 30, 1978 vs. Montreal and the first to appear in a game at the same time since Hal and Danny Breedan on June 4, 1971 vs. Atlanta.
- ◆ Hit .500 (10-for-20) with one homer and five RBI vs. left-handed pitching, compared to .075 (3-for-40) vs. right-handers.



- ◆ In game one of the doubleheader on Aug. 25 vs. Colorado, went 2-for-3 with his lone home run of the season, a solo shot.
- ◆ In game one on Sept. 24 vs. St. Louis, tallied a pinch-hit, two-run double.

CAREER HIGHLIGHTS

- ◆ Made Major League debut with New York Yankees, Sept. 11, 2011.
- ◆ Veteran of 10 Major League seasons with the Yankees (2011, '13-19), Tigers (2020) and Cubs (2021).
- ◆ In 2018, he threw out 15 base runners, equaling Miami's Bryan Holaday for the most runners caught stealing by a backup catcher since Oakland's Bruce Maxwell cut down 16 in 2017...For his career, he has thrown out 39 of 218 would-be base stealers (17.9%).

POSTSEASON SUMMARY

- ◆ Made postseason debut with **Yankees** in **2017** ALCS as a defensive replacement in the 8th inning of Game 1 at Houston...Made first postseason start in Game 4 vs. Astros at Yankee Stadium...Was on Yankees postseason roster for Wild Card and Division Series rounds, but did not play.
- ◆ Was on **Yankees** roster for **2018** postseason...Did not appear during Wild Card Game...Only appearance in ALDS vs. Boston came on the mound in the 9th inning of Game 3 of the Red Sox 16-1 victory...Became second position player to pitch in a postseason game in baseball history, joining Toronto's Cliff Pennington in Game 4 of the 2015 ALCS vs. Kansas City.

OH BROTHER

Austin's brother, Andrew, played for Angels from 2010-13

Two pairs of brothers have both played for the Angels during their MLB careers:

Jeff & Jered Weaver
Bengie and José Molina

WILD CARD TOTALS

Year	Club	Opp	AVG	G	AB	R	H	2B	3B	HR	RBI	SH	SF	HBP	BB	IBB	SO	SB	CS	GDP	SLG	OBP	E	
2017	—	NY, MIN																						
2018	—	NY, OAK																						

DIVISION SERIES TOTALS

Year	Club	Opp	AVG	G	AB	R	H	2B	3B	HR	RBI	SH	SF	HBP	BB	IBB	SO	SB	CS	GDP	SLG	OBP	E	
2017	—	NY, CLE																						
2018	—	NY, BOS	---	1	0	0	0	0	0	0	0	0	0	0	0	0	0	0	0	0	---	---	0	

Year	Club	Opp.	W-L	ERA	G	GS	CG	SHO	SV	IP	H	R	ER	BB	SO
2018	—	NY, BOS	0-0	18.00	1	0	0	0	0	1.0	1	2	2	1	0

LEAGUE CHAMPIONSHIP SERIES TOTALS

Year	Club	Opp	AVG	G	AB	R	H	2B	3B	HR	RBI	SH	SF	HBP	BB	IBB	SO	SB	CS	GDP	SLG	OBP	E
2017	—	NY, HOU	.000	2	2	0	0	0	0	0	0	0	0	0	0	0	0	0	0	0	.000	.000	1

CAREER TRANSACTIONS

- ◆ June 7, 2007...Selected by **Yankees** in second round of First-Year Player Draft (signed June 7, 2007).
- ◆ Dec. 13, 2019...Signed by **Tigers** as a free agent.
- ◆ Jan. 22, 2021...Signed by **Cubs** as a free agent.
- ◆ Mar. 13, 2022...Signed by **Angels** as a minor league free agent.

PERSONAL/MISC

- ◆ Austin Allen Romine.
- ◆ Was Yankees 2018 nominee for Heart and Hustle Award.
- ◆ In 2009 was honored as the Florida State League Most Valuable Player, was the Topps FSL Player of the Year and was recognized as a Mid-Season and Post-Season All-Star.
- ◆ Represented Yankees in MLB All-Star Futures Game in 2010 at Angel Stadium and in 2011 at Chase Field.
- ◆ Played in Arizona Fall League in 2009, 2010 and 2012 and also played in the 2008 Hawaiian Winter League.
- ◆ Graduated from El Toro HS (Lake Forest, CA) in 2007...Was on same high school team as Nolan Arenado...The school is located just 19 miles from Angel Stadium.
- ◆ His father, Kevin, was a former Major League outfielder, appearing in 331 games over parts of seven seasons with the Boston Red Sox from 1985-91.
- ◆ His brother, Andrew, has played 11 big league seasons...Andrew was Angels fifth round pick in 2007 First-Year Player Draft and played his first four Major League seasons (2010-13) in an Angels uniform.



LHP



PATRICK SANDOVAL #43

BORN: OCT. 18, 1996 **OPENING DAY AGE:** 25
BIRTHPLACE: MISSION VIEJO, CA **RESIDES:** MISSION VIEJO, CA
MLB SERVICE: 1 YEAR, 149 DAYS
ACQUIRED: FROM HOUSTON FOR C MARTÍN MALDONADO, JULY 26, 2018
SIGNED THRU: 2022; UNDER CLUB CONTROL; 2/3 OPTIONS USED

HEIGHT: 6-3 **WEIGHT:** 190 **BATS:** L **THROWS:** L

SANDOVAL'S LIFETIME PITCHING RECORD

Year	Club	W-L	ERA	G	GS	CG	GF	SHO	SV	IP	H	R	ER	HR	HB	BB	IBB	SO	WP	BK	BAA
2015	—Astros (GCL)	0-3	6.08	6	6	0	0	0	0	13.1	22	12	9	1	0	4	0	11	3	0	.349
2016	—Greenville	2-3	5.30	13	8	0	2	0	0	52.2	53	32	31	4	1	25	0	51	2	0	.266
2017	—Bucs Creek	0-1	10.13	1	0	0	0	0	0	2.2	4	3	3	0	0	1	0	2	0	0	.333
	Tri-City	1-1	3.79	4	4	0	0	0	0	19	19	8	8	0	0	6	0	28	2	0	.257
	Quad Cities	2-2	3.83	9	7	0	2	0	1	40	38	25	17	1	1	16	0	48	7	0	.244
2018	—Quad Cities	7-1	2.49	14	10	0	1	0	1	65	58	22	18	4	0	11	0	71	2	0	.231
	Bucs Creek	2-0	2.74	5	3	0	1	0	1	23	12	8	7	1	1	4	0	26	2	1	.156
	Inland Empire	1-0	0.00	3	3	0	0	0	0	14.2	6	0	0	0	1	6	0	21	1	1	.118
	Mobile	1-0	1.37	4	4	0	0	0	0	19.2	12	3	3	0	0	8	0	27	3	1	.174
2019	—Mobile	0-3	3.60	5	4	0	1	0	0	20	14	10	8	1	0	7	0	32	7	0	.187
	Salt Lake	4-4	6.41	15	15	0	0	0	0	60.1	84	62	43	7	2	35	0	66	4	1	.319
	LAA	0-4	5.03	10	9	0	0	0	0	39.1	35	22	22	6	1	19	0	42	4	1	.240
2020	—LAA	1-5	5.65	9	6	0	0	0	0	36.2	37	26	23	10	0	12	0	33	2	0	.252
2021	—LAA	3-6	3.62	17	14	0	2	0	1	87.0	69	38	35	11	4	36	0	94	3	0	.215
MAJOR TOTALS		4-15	4.42	36	29	0	2	0	1	163.0	141	86	80	27	5	67	0	169	9	1	.230
MINOR TOTALS		20-18	4.01	79	64	0	7	0	3	330.1	322	185	147	19	6	123	0	383	33	4	.250

Disabling Injuries: 2021 — Left lumbar spine stress reaction; disabled Aug. 18 (retro to Aug. 15) - end of season

2021 SEASON

- ◆ Set career highs in nearly every pitching category in third season with **Angels**...Started season at **Alternate Training Site** before being recalled May 3...First three appearances came in relief before joining rotation May 17.
- ◆ Allowed three-or-fewer runs in 12 of 14 starts and two-or-fewer earned runs in 10 of 14 starts.
- ◆ Ranked fourth in American League (min. 75 IP) with a 33.9% swing-and-miss rate...Among Major League left-handers, only Clayton Kershaw (34.7%) had a higher swing-and-miss rate.
- ◆ Held opponents to a .196 (49/250) batting average against off-speed pitches.
- ◆ On July 24 at Minnesota, came within two outs of tossing a no-hitter before allowing a one out double to Brent Rooker in the 9th inning...Set single game career highs with 8.2 innings pitched and 13 strikeouts in the game (W; 8.2 IP, 1 H, 1 ER, 1 BB, 13 SO)...Marked first time an Angels no-hit bid was broken up in the 9th inning since John Lackey (8.1 IP) on July 29, 2008 at Boston.
- ◆ Won back-to-back decisions in starts on June 13 and June 19, after an Angels record streak of 19 consecutive winless starts.
- ◆ Earned first career save on May 7 vs. Dodgers after working final 3.1 innings of Angels 9-2 victory...Marked Angels first 10+ out save since Jerome Williams (4 IP) on July 30 at Texas and first at home since Chris Bootcheck (4 IP) on May 28, 2005 vs. Kansas City.

A SWING AND A MISS

Most Single-Game Swings and Misses (since 2008)

- T1. 35 - Danny Duffy, KC - Aug. 1, 2016 at TB
- T1. 35 - Clayton Kershaw, LAD - Sept. 2, 2015 vs. SF
- T1. 35 - Jacob deGrom, NYM - Sept. 6, 2020 vs. PHI
- 4. 33 - Max Scherzer, WSH - May 11, 2016 vs. DET
- T5. 32 - Patrick Sandoval, LAA - June 6, 2021 vs. SEA**
- T5. 32 - Gerrit Cole, NYY - Sept. 1, 2021 at LAA

MAJOR LEAGUE SUMMARY

2020

- ◆ Entered year ranked by *Baseball America* as #6 prospect in **Angels** organization.
- ◆ In second Major League season, made nine appearances (six starts) for Angels across three stints in Majors.
- ◆ Made Opening Day roster for first time in career.

SANDOVAL

2022 LOS ANGELES ANGELS



- ◆ Earned first Major League win Sept. 23 at San Diego after tossing three scoreless innings in relief...Victory came in 18th career Major League appearance...His 70.1 career innings pitched entering the game were the most in Angels history at the time of earning a first career win.
- ◆ Held opponents to a .108 (4/37) average against his slider.
- ◆ Pitched to a 3.18 ERA (11.1 IP - 4 ER) in three relief outings, compared with a 6.75 ERA (25.1 IP - 19 ER) in six starts.

2019

- ◆ Made Major League debut in relief with **Angels** (after Taylor Cole opened), Aug. 5 at Cincinnati (5 IP, 3 H, 2 ER, 2 BB, 8 SO)...Eight strikeouts were second-most in MLB debut in Angels history (Rudy May - 10 SO, Apr. 18, 1965 vs. DET).
- ◆ Had at least eight strikeouts in two of first five Major League outings, joining Bo Belinsky and Jered Weaver as only Angels to do so.
- ◆ Held opponents to a .063 (1/16) average against his curveball and a .196 (7/46) average against his changeup.
- ◆ Began year with Double-A **Mobile** and held opponents to a .187 (14/75) average across five appearances with 32 strikeouts across 20 innings pitched before being promoted to Triple-A **Salt Lake** May 4.
- ◆ Totaled 15 starts for Bees and compiled 66 strikeouts in 60.1 innings...Allowed three-or-fewer earned runs in 10 of 15 games.

NOTABLE MINOR LEAGUE AWARDS AND HONORS

- ◆ **2018** Midwest League Mid-Season All-Star.

CAREER TRANSACTIONS

- ◆ June 10, 2015...Drafted by **Astros** in 11th round of 2015 First-Year Player Draft (signed July 7, 2015).
- ◆ July 26, 2018...Traded by **Astros** with international pool space to **Angels** for C Martín Maldonado.

PERSONAL/MISC

- ◆ Patrick Jordan Sandoval...On Twitter: @P_Sandoval16.
- ◆ In 2021, participated in Angels virtual Adopt-A-School program by video chatting with local elementary school students.
- ◆ Represented Angels at Honda Center, Jan. 29, 2020 for Anaheim Ducks' "Angels Night" alongside Joe Maddon, Griffin Canning, David Fletcher and Ty Buttrey.
- ◆ Attended Mission Viejo HS (CA), where he played baseball and football (was a wide receiver and punter)...In 2014 played for Mission Viejo in CIF-SS West Valley Finals football game at Angel Stadium in a victory over Vista Murrieta HS.
- ◆ Committed to play college baseball at USC, before signing with Astros following 2015 First-Year Player Draft.
- ◆ Regularly attended games at Angel Stadium with family growing up...Favorite team was Los Angeles Dodgers.
- ◆ Wrote an elementary school book report on his favorite childhood baseball player, Albert Pujols.
- ◆ Originally signed by Astros scout Brad Budzinski.

MAJOR LEAGUE HITTING TOTALS

	AVG	AB	R	H	2B	3B	HR	RBI	SH	SF	HBP	BB	IBB	SO	SB	CS	GDP	SLG	OBP
CAREER	.167	6	1	1	0	0	0	0	0	0	0	0	0	4	0	0	0	.167	.167

CAREER FIELDING

POS	PCT	G	PO	A	E	TC	DP
P	.917	36	6	16	2	24	0

SANDOVAL'S CAREER HIGHS

	SEASON	GAME
Wins	3 — 2021	13 — 7/24/21 at MIN
Losses	6 — 2021	8.2 — 7/24/21 at MIN
ERA	3.62 — 2021	6 — 7/18/21 vs. SEA
IP	87.0 — 2021	5 — Twice; last, 8/24/20 at HOU
SO	94 — 2021	6 — 7/30/21 vs. OAK
		8 — 8/21/19 at TEX

SANDOVAL





MAGNEURIS SIERRA

#37

BORN: APR. 7, 1996
BIRTHPLACE: SAN CRISTOBAL, DR
MLB SERVICE: 2 YEARS, 138 DAYS
ACQUIRED: SIGNED AS MINOR LEAGUE FREE AGENT, JAN. 22, 2022
SIGNED THRU: 2022; SIGNED ONE-YEAR CONTRACT; 3/3 OPTIONS USED

OPENING DAY AGE: 25
RESIDES: SAN CRISTOBAL, DR

HEIGHT: 5-11 **WEIGHT:** 180 **BATS:** L **THROWS:** L

NON-ROSTER INVITEE

SIERRA'S LIFETIME PLAYING RECORD

Year	Club	AVG	G	AB	R	H	2B	3B	HR	RBI	SH	SF	HBP	BB	IBB	SO	SB	CS	GDP	OBP	SLG	E
2013	— Cardinals (DSL)	.269	63	212	44	57	6	3	1	21	3	4	4	29	0	33	15	7	1	.361	.340	4
2014	— Cardinals (GCL)	.386★	52	202	42★	78★	12	3	2	30	2	1	2	16	2	30	13	3	2	.434★	.505	3
2015	— Peoria	.191	51	178	19	34	1	3	1	7	3	2	0	7	0	52	4	5	1	.219	.247	1
	Johnson City	.315	53	216	38	68	8	0	3	15	2	1	1	19	0	42	15	2	1	.371	.394	3
2016	— Peoria	.307	122	524	78	161	29	4	3	60	7	6	3	22	0	97	31	17	5	.335	.395	11
2017	— Palm Beach	.272	20	81	16	22	3	4	0	9	0	0	1	7	0	15	3	5	2	.337	.407	1
	ST. LOUIS	.317	22	60	10	19	0	0	0	5	0	0	0	4	0	14	2	2	0	.359	.317	3
	Springfield	.269	81	327	32	88	18	3	1	35	2	2	2	20	0	59	17	5	1	.313	.352	3
2018	— New Orleans	.260	86	346	48	90	12	5	2	17	5	2	1	13	0	73	14	5	1	.287	.341	4
	MIAMI	.191	54	147	10	28	3	0	0	7	3	0	0	6	1	39	3	2	0	.222	.211	4
2019	— Jacksonville	.282	48	181	21	51	8	2	1	7	1	0	2	13	0	32	7	1	0	.337	.365	1
	New Orleans	.271	81	336	56	91	11	7	6	21	0	0	1	15	0	58	26	10	2	.304	.399	4
	MIAMI	.350	15	40	5	14	1	1	0	1	0	0	0	2	0	7	3	3	0	.381	.425	0
2020	— MIAMI	.250	19	44	8	11	3	1	0	7	2	1	1	5	0	9	4	1	0	.333	.364	0
2021	— MIAMI	.230	123	209	27	48	6	1	0	5	1	0	0	15	4	50	11	0	1	.281	.268	2
MAJOR TOTALS		.240	233	500	60	120	13	3	0	25	6	1	1	32	5	119	23	8	1	.287	.278	9
MINOR TOTALS		.284	657	2603	394	740	108	34	20	222	25	18	17	161	2	491	145	60	16	.328	.375	21

★ led or tied for league lead

Disabling Injuries: 2020 — Right hamstring strain; disabled Aug. 26 (retro to Aug. 24) - Sept. 24

2021 SEASON

- ◆ Spent entire season with **Marlins** and totaled career high 123 games...Had 43 GS (35 CF, 6 LF, 2 RF), going 34/141 (.241) with nine runs, five doubles, four RBI and 11 walks in those contests.
- ◆ Led Miami with 41 plate appearances as a pinch hitter.

CAREER HIGHLIGHTS

- ◆ Made Major League debut with Cardinals, May 7, 2017 at Atlanta and recorded first career hit with a single off of R.A. Dickey.
- ◆ Hit safely in first nine MLB games, establishing new Cardinals record, surpassing Homer Smoot's mark of eight in 1902...Also, joined Joe Cunningham (1954) as only Cardinals' with 5+ hits and 5+ runs in first three MLB games.
- ◆ Appeared in five postseason games for Marlins in 2020, batting .273 (3/11) with one double and one RBI.
- ◆ 2016 Midwest League Mid-Season and Post-Season All-Star...Paced Cardinals Minor Leaguers in runs scored (78) and at-bats (524), ranked second in doubles (29), fourth in steals (31), fifth in total bases (207), eighth in RBI (60), 10th in average (.307) and tied for 10th in triples (4).
- ◆ 2015 Appalachian League Post-Season All-Star and 2014 Gulf Coast League Post-Season All-Star.
- ◆ Was the 2014 Gulf Coast League Most Valuable Player...Won GCL batting title and also led GCL in hits (78), on-base percentage (.434), runs (42), and total bases (102).
- ◆ Named Cardinals Minor League Player of the Year in 2014; youngest to win the award and first teenager to win since Brent Butler (Peoria, 1997).



POSTSEASON SUMMARY

- ◆ Made postseason debut with **Marlins** in **2020** Wild Card Series at Chicago (N.L.) as a defensive replacement in left field in Game 1...Played center field in all three games of the Division Series against Atlanta...Hit .250 (2/8) with a double, with both hits came in game one of the NLDS.

WILD CARD SERIES TOTALS

Year	Club, Opp	AVG	G	AB	R	H	2B	3B	HR	RBI	SH	SF	HBP	BB	IBB	SO	SB	CS	GDP	SLG	OBP	E
2020	MIA, CHC	.333	2	3	0	1	0	0	0	1	0	0	0	0	0	1	0	0	0	.333	.333	0

DIVISION SERIES TOTALS

Year	Club, Opp	AVG	G	AB	R	H	2B	3B	HR	RBI	SH	SF	HBP	BB	IBB	SO	SB	CS	GDP	SLG	OBP	E
2020	MIA, ATL	.250	3	8	1	2	1	0	0	0	0	0	0	0	0	3	0	0	0	.375	.250	1

CAREER TRANSACTIONS

- ◆ July 13, 2012...Signed by **Cardinals** as international free agent.
- ◆ Dec. 14, 2017...Traded by **Cardinals** with RHP Sandy Alcantara, LHP Daniel Castano and RHP Zac Gallen to **Marlins** for OF Marcell Ozuna.
- ◆ Jan. 12, 2022...Signed as minor league free agent with **Angels**.

PERSONAL/MISC

- ◆ Magneuris Sierra...First name is pronounced: Mag-NEW-rees...On Twitter: @Magneuri.
- ◆ Has annually played in Dominican Winter League for Toros del Este since the 2016-17 offseason.
- ◆ Married to Kewyn and they have a daughter, Maia.
- ◆ Outside of baseball, enjoys playing basketball and dominoes.



SIERRA



CATCHER



MAX STASSI

#33

BORN: MARCH 15, 1991
BIRTHPLACE: WOODLAND, CA
MLB SERVICE: 5 YEARS, 49 DAYS
ACQUIRED: FROM HOUSTON FOR OF RAIDER UCETA AND OF RAINIER RIVAS, JULY 31, 2019
SIGNED THRU: 2022; 3RD-YEAR ARB. ELIGIBLE; 3/3 OPTIONS USED

OPENING DAY AGE: 31
RESIDES: YUBA CITY, CA

HEIGHT: 5-10 **WEIGHT:** 200 **BATS:** R **THROWS:** R

STASSI'S LIFETIME PLAYING RECORD

Year	Club	AVG	G	AB	R	H	2B	3B	HR	RBI	SH	SF	HBP	BB	IBB	SO	SB	CS	GDP	SLG	OBP	E
2009	— Athletics (AZL)	.000	1	1	0	0	0	0	0	0	0	0	0	1	0	1	0	0	0	.000	.500	0
	Vancouver	.286	13	49	3	14	4	0	0	8	0	0	2	2	0	11	0	0	3	.340	.367	0
2010	— Kane County	.229	110	411	54	94	21	1	13	51	1	3	5	45	1	141	3	3	12	.380	.310	14
2011	— Stockton	.231	31	121	22	28	6	0	2	19	0	0	2	16	0	22	1	1	4	.331	.331	-
2012	— Stockton	.268	84	314	48	84	18	0	15	45	0	11	8	27	0	83	3	1	5	.468	.331	5
2013	— Corpus Christi	.277	76	289	40	80	20	1	17	60	2	5	8	19	1	68	1	1	11	.529	.333	6
	HOUSTON	.286	3	7	0	2	0	0	0	1	0	0	1	0	0	2	0	0	1	.286	.375	0
2014	— Oklahoma City	.247	101	392	49	97	20	2	9	45	3	2	6	22	1	103	1	0	14	.378	.296	3
	HOUSTON	.350	7	20	2	7	2	0	0	4	0	0	0	0	0	6	0	0	0	.450	.350	1
2015	— Fresno	.211	84	294	37	62	8	2	13	43	2	3	3	26	1	93	1	1	4	.384	.279	2
	HOUSTON	.400	11	15	4	6	0	0	1	2	1	0	0	1	0	5	0	0	1	.600	.438	0
2016	— Fresno	.230	69	243	21	56	12	1	7	32	1	0	2	20	0	65	1	0	7	.374	.294	1
	HOUSTON	.077	9	13	1	1	0	0	0	0	0	0	0	0	0	5	0	0	0	.077	.077	0
2017	— Fresno	.266	73	241	54	64	14	0	12	33	0	0	8	38	0	67	1	1	5	.473	.383	3
	HOUSTON	.226	88	221	28	50	13	0	8	27	0	0	6	23	0	74	0	0	6	.394	.316	1
	Corpus Christi (1)	.444	3	9	5	4	1	0	2	4	0	0	1	3	0	3	0	0	0	1.222	.615	0
2018	— HOUSTON	.226	88	221	28	50	13	0	8	27	0	0	6	23	0	74	0	0	6	.394	.316	2
2019	— HOUSTON	.167	37	90	4	15	1	0	1	3	0	0	1	7	0	34	0	0	1	.211	.235	2
	Round Rock (1)	.375	2	8	1	3	1	0	1	3	0	0	0	1	0	2	0	1	0	.875	.444	1
	Corpus Christi (1)	.375	2	8	1	3	1	0	1	2	0	0	0	0	0	3	0	0	0	.875	.375	0
	LAA	.071	20	42	3	3	0	0	2	2	0	2	0	5	0	15	0	0	2	.071	.163	0
2020	— LAA	.278	31	90	12	25	2	0	7	20	0	3	1	11	0	21	0	0	5	.533	.352	1
2021	— LAA	.241	87	282	45	68	11	1	13	35	0	1	8	28	0	101	0	0	8	.426	.326	4
	Salt Lake (1)	.308	4	13	1	4	2	0	0	2	0	0	0	2	0	5	0	0	0	.462	.400	0
MAJOR TOTALS		.225	301	804	104	181	30	1	32	98	1	7	17	81	0	267	0	0	26	.384	.307	11
MINOR TOTALS		.248	653	2393	336	593	128	7	92	347	9	24	45	222	4	667	12	9	65	.423	.320	35

(1) rehab assignment

Disabling Injuries: **2021** — Left thumb sprain; disabled April 13 - 28
 Concussion; disabled May 6 (retro to May 5) - June 1
2020 — Right quad strain and knee bruise; disabled Aug. 21 - Sept. 6
2019 — Left knee soreness; disabled May 26 - June 21
2017 — Left hand inflammation; disabled Aug. 25 - Nov. 2

2021 SEASON

- ◆ In third season with the **Angels**, established new career highs in hits, home runs, triples, RBI, runs scored and walks...Appeared in 87 games, one shy of matching a career high (88 in 2018)...13 home runs were the most by an Angels catcher since Martin Maldonado's 14 in 2017...Was the first Halo catcher to log 13+ HR and 25+ walks in a season since Mike Napoli in 2009.
- ◆ According to *FanGraphs.com*, led the Majors with a 12.0 frame rate, 2.3 better than any other backstop in the Majors (min. 500 innings)...10 defensive runs saved (DRS) ranked second on the club trailing only David Fletcher (13 DRS) while his 17.1 defensive rating was tops on the team (Luis Rengifo's 3.6 at second base ranked second on the Club)...10 DRS were tied for fourth in the Majors by a catcher (min. 500 innings).
- ◆ Hit .296 with six home runs and 16 RBI prior to the All-Star Break...Became the third Angels catcher to hit .295 prior to the Midsummer Classic (min. 100 PA), joining Don Slaught (1996) and Bengie Molina (2000 & 2005).



CAREER SUMMARY

- ◆ Entering 10th big league season, all as a member of the A.L. West (2013-18 with the Astros and 2018-22 with the Angels)...According to *FanGraphs.com*, since the start of the 2018 season, his 38.6 framing rate is the second best by a catcher in the Majors, trailing only Austin Hedges (39.1), while his 48.8 Defensive Rating ranks fifth and 24 DRS are tied for fifth...[For up to date list, click HERE](#)...Made big league debut with Houston Aug. 20, 2013 vs. Texas, going 2-for-3... Started the game as the designated hitter...Singled in second career at-bat off Jason Frasor.

MAJOR LEAGUE SUMMARY

2020

- ◆ Despite shortened season, posted second most hits, home runs and RBI of career...Set new career highs in batting average, on-base percentage, slugging and OPS (min. 25 AB) during his second season with the **Angels**...Slugged .659 vs. left-handed pitching.
- ◆ Logged a career-high 1.2 bWAR, good for sixth on the team...Posted two DRS, tied for second on the Club and were tied for seventh by a big league catcher (min. 200 innings)
- ◆ Went 4-for-4 with two home runs, two runs scored and three RBI Sept. 22nd at Petco Park...Marked first career multi-home run game...Fourth Angels catcher to have at least four hits and two homers in a game joining Lance Parrish in 1990, Andy Allanson in 1995 and Bengie Molina in 2000.

2019

- ◆ Started season with **Astros** and played two stints in Houston...Played two games with both Triple-A **Round Rock** and Double-A **Corpus Christi**.
- ◆ During brief stint in the minors batted to a .375 (6/16) average with two doubles, two home runs, five RBI and a 1.287 OPS.
- ◆ Ranked third in league in strike rate (53.3%) and tied for 11th in runs from extra strikes (6) per Baseball Savant.
- ◆ Traded to **Angels** for OF Rainier Rivas and OF Raider Uteca...Played 20 games for Angels to close out season.
- ◆ Underwent right hip surgery at the end of the season.

2018

- ◆ Was named **Astros** Rookie of the Year by the Houston chapter of the BBWAA.
- ◆ Ranked second in league in runs from extra strikes (10) and third in strike rate (51.8%), per *Baseball Savant*... Made only two errors at catcher in 82 games for a .997 fielding percentage.
- ◆ Hit .340 (16/47) with four home runs, 20 RBI and 1.116 OPS with RISP...Hit to a .340 (17/50) in the month of May with nine runs, three home runs, 10 RBI, 32 TB and a 1.017 OPS.

2017

- ◆ Opened season with Triple-A **Fresno**...Posted a .266 (64/241) BA with 54 runs, 14 doubles, 12 home runs, 33 RBI and 114 TB.
- ◆ Went 2-for-4 with a homer and two RBI in his first Major League game of the season.
- ◆ Spent three games with Double-A **Corpus Christi** on a rehab assignment...Batted to a .444 (4/9) average with two home runs, four RBI and a 1.838 OPS.

2016

- ◆ Played majority of the year with **Fresno**...Batted .230 (56/243) with 12 doubles, seven home runs, 32 RBI and 20 walks.
- ◆ Had three stints in the Majors and played in nine total games.

2015

- ◆ Played 83 games with **Fresno** to start the season...Had 13 home runs and 43 RBI with the Grizzlies.
- ◆ Made nine appearances for the **Astros** and batted .400 (6/15) with two RBI and a 1.038 OPS.
- ◆ Hit his first career home run on Sept. 19 vs. Oakland.
- ◆ Held a .290 (20/69) BA in the month of August with 13 runs, five extra base hits and 16 RBI.

2014

- ◆ Entered season ranked as Astros No. 19 prospect.
- ◆ Made first Major League start at catcher on Sept. 10 at Seattle...Was also RHP Nick Tropeano's ML debut.
- ◆ Recorded a hit in five of his seven games with **Astros**...Batted .350 (7/20) with two doubles, four RBI with a .800 OPS.
- ◆ Played majority of the season with Triple-A **Oklahoma City** batting .247 (97/392) with 20 doubles, nine home runs, 45 RBI and 22 walks...Was named PCL Midseason All-Star.



2013

- ◆ Played majority of the season with Double-A **Corpus Christi**...Batted .277 (80/289) with 40 runs, 20 doubles, 17 home runs 60 RBI and a .863 OPS.
- ◆ Named TOPPS Texas League Player of the Month and Hooks Player of the Month for July...Batted .333 (29/87) over the course of the month with 17 runs, 11 home runs, 24 RBI and a 1.185 OPS.
- ◆ Made ML debut on Aug. 20 at Texas...Started at DH and went 2-for-3.
- ◆ Was named Player of the Week for Texas League twice (July 22 & Aug. 5)...Named MiLB Organization All-Star.

NOTABLE MINOR LEAGUE AWARDS AND HONORS

- ◆ **2017** Pacific Coast League Mid-Season All-Star
- ◆ **2014** Pacific Coast League Mid-Season All-Star
- ◆ **2013** MiLB.com Organization All-Star... Texas League Player of the Week (July 22 & Aug. 5)... Texas League Post-Season All-Star
- ◆ **2012** MiLB.com Organization All-Star... California League Player of the Week (July 23)
- ◆ **2010** Midwest League Mid-Season All-Star

CAREER TRANSACTIONS

- ◆ June 10, 2009...Selected by **A's** in fourth round of 2009 First-Year Player Draft (signed Aug. 17, 2009).
- ◆ Feb. 4, 2013...Traded by **A's** to **Astros** with INF Chris Carter and RHP Brad Peacock for INF Jed Lowrie and RHP Fernando Rodriguez.
- ◆ July 31, 2019...Traded by **Astros** to **Angels** for OF Raider Uceta and OF Rainier Rivas.

PERSONAL/MISC

- ◆ Max Robert Stassi... On Twitter @MaxStassi10.
- ◆ During the 2020 offseason, along with teammate Ty Buttrey, held a Zoom call along to lift the spirits of patients at the Children's Hospital of Orange County (CHOC).
- ◆ Selected by the Oakland A's in the fourth round of the 2009 draft...Signed by Jermaine Clark.
- ◆ Son of Jim Stassi who spent two seasons in the Giants organization (1982-83), brother of Brock Stassi, who last played 2019 season in Giants organization, was drafted in the 33rd round by the Phillies in 2011...Is the great-nephew of Myril Hoag who played 13 seasons in Majors...Grandfather played for the Hollywood Stars in the 1940's while his great grandfather, Sam Stassi, played for the San Francisco Seals.
- ◆ Played with Team USA in 2006, winning gold in the Pan American Games, held in Barquisimeto, Venezuela.
- ◆ Along with his brother, Brock, held six charity events titled "Homers for the Hungry" which raised more than \$100,000 for local food banks.
- ◆ Attended Yuba City High School and graduated in 2009...Batted .538 his senior year with 38 RBI and was named Tri-County Conference Co-Player of the Year...Finished high school with an overall .513 BA...Had committed to play UCLA before being drafted in the fourth round of the 2009 draft.
- ◆ *Baseball America* ranked him as the Best Pure Hitter and Best Strike-Zone Judgement in his high school class.

MISCELLANEOUS STATS

CAREER MULTIPLE HOME RUN GAMES (1)

TWO-HR GAMES (1)

Sept. 22, 2020 at SD

CAREER FIELDING

POS	PCT	G	PO	A	E	TC	DP	PB
P	---	1	0	0	0	0	0	0
C	.995	281	2131	99	11	2241	9	23
1B	1.000	4	8	0	0	8	0	0

STASSI'S CAREER HIGHS

	SEASON		GAME
AVG	.278 — 2020	H	4 — 9/22/20 at SD
H	68 — 2021	HR	2 — 9/22/20 at SD
R	45 — 2021	R	3 — 2 times; last, 6/7/21 vs. KC
BB	28 — 2021	BB	2 — 5 times; last, 9/25/21 vs. CWS
2B	13 — 2018	2B	2 — 5/7/18a at OAK
HR	13 — 2021	RBI	3 — 11 times; last, 9/24/21 vs. SEA
RBI	35 — 2018	Hit Streak	9 — July 25 - Aug. 5, 2021

STASSI 



INFIELDER



MICHAEL STEFANIC

#38

BORN: FEB. 24, 1996
BIRTHPLACE: BOISE, ID
ACQUIRED: SIGNED AS NON-DRAFTED FREE AGENT, JULY 19, 2018
SIGNED THRU: 2022; UNDER CLUB CONTROL; 0/3 OPTIONS USED

OPENING DAY AGE: 26
RESIDES: TEMPE, AZ

HEIGHT: 5-10 **WEIGHT:** 180 **BATS:** R **THROWS:** R

NON-ROSTER INVITEE

STEFANIC'S LIFETIME PLAYING RECORD

Year	Club	AVG	G	AB	R	H	2B	3B	HR	RBI	SH	SF	HBP	BB	IBB	SO	SB	CS	GDP	SLG	OBP	E
2018	Angels (AZL)	.393	9	28	2	11	0	1	0	4	1	0	0	4	0	2	0	0	0	.464	.469	2
	Orem	.222	5	9	1	2	0	0	0	1	0	0	1	0	0	3	0	1	0	.222	.300	0
2019	Burlington	.333	22	72	5	24	5	1	0	10	0	0	2	6	0	8	2	2	4	.431	.400	2
	Inland Empire	.270	80	304	44	82	13	1	3	37	0	1	13	24	1	39	7	3	14	.349	.348	9
2020	DID NOT PLAY - No Minor League Season																					
2021	Rocket City	.345	21	87	11	30	5	0	1	9	0	0	2	7	1	15	0	2	2	.437	.406	1
	Salt Lake	.334	104	404	67	135	21	0	16	54	0	2	7	45	1	62	6	3	12	.505	.408	10
MINOR TOTALS		.314	241	904	130	284	44	3	20	115	1	3	25	86	3	129	15	11	32	.436	.388	24

2021 SEASON

- ◆ Began season with Double-A **Rocket City** and was the starting second baseman in the inaugural game in Trash Pandas history.
- ◆ Batted .345 (30/87) in 21 games for Rocket City before being promoted to Triple-A **Salt Lake**, May 29.
- ◆ Finished second in Triple-A West with a .334 batting average, .408 on-base percentage and 135 total hits after joining the Bees...Also ranked fifth in Triple-A West with 204 total bases and sixth with a .913 OPS.
- ◆ Registered a Club-best 15 game hit streak from July 10-25, batting .411 (23/56) in that span.
- ◆ Overall, led all Angels minor leaguers in batting average (.336) and hits (165), ranked second in organization in total bases (242) and runs (78), third in OBP (.408) and OPS (.901), fourth in slugging (.493) and doubles (26), fifth in walks (52), sixth in home runs (17) and extra-base hits (43) and seventh in RBI (63).

CAREER HIGHLIGHTS

- ◆ Enters 2022 ranked by *Baseball America* as #22 prospect in Angels organization...Also named by the publication as Best Hitter for Average in Angels system.
- ◆ 2021 *MiLB.com* Organization All-Star.
- ◆ Selected as 2021 Triple-A West All-Star at second base.

CAREER TRANSACTIONS

- ◆ July 19, 2018...Signed by **Angels** as non-drafted free agent.

PERSONAL/MISC

- ◆ Michael Stefanic.
- ◆ 2022 marks first season as a non-roster invitee to Major League Spring Training.
- ◆ Graduate of Timberline HS (Boise, ID).
- ◆ Played collegiately at Westmont College (Santa Barbara, CA)...Named to both the All-GSAC Team and GSAC Gold Glove Team for all four college seasons, becoming the first Westmont baseball player to earn either award all four years...Named to the NAIA Gold Glove Team, just the third Warrior to earn the honor...Received NAIA All-American Honorable Mention recognition as a second baseman.
- ◆ Finished college career first in Westmont history in career at-bats (757), runs scored (157), hits (275), doubles (50), total bases (357), and hit by pitch (37).
- ◆ Majored in Economics and Business at Westmont.

STEFANIC





JOSÉ SUAREZ

#54

BORN: JAN. 3, 1998

OPENING DAY AGE: 24

BIRTHPLACE: NAGUANAGUA, VZ

RESIDES: SAN DIEGO, VZ

VZ

MLB SERVICE: 1 YEAR, 120 DAYS

ACQUIRED: SIGNED AS INTERNATIONAL FREE AGENT, JULY 3, 2014

SIGNED THRU: 2022; UNDER CLUB CONTROL; 3/4 OPTIONS USED

HEIGHT: 5-10 **WEIGHT:** 225 **BATS:** L **THROWS:** L

SUAREZ'S LIFETIME PITCHING RECORD

Year	Club	W-L	ERA	G	GS	CG	GF	SHO	SV	IP	H	R	ER	HR	HB	BB	IBB	SO	WP	BK	BAA
2015	Angels (DSL)	2-2	2.13	11	11	0	0	0	0	55.0	43	18	13	0	3	8	0	34	3	0	.215
	Angels (AZL)	1-1	5.60	4	2	0	0	0	0	17.2	28	15	11	0	2	4	0	12	4	1	.364
2016	Angels (AZL)	1-3	5.36	11	5	0	0	0	0	40.1	48	31	24	1	1	13	0	46	1	2	.296
	Orem	0-1	0.00	1	1	0	0	0	0	4.1	6	5	0	0	0	1	0	7	0	0	.300
2017	Burlington	5-1	3.62	12	12	0	0	0	0	54.2	49	25	22	7	2	18	0	71	1	1	.243
	Angels (AZL)	1-0	1.93	3	3	0	0	0	0	14.0	10	3	3	1	0	4	0	19	0	0	.208
2018	Inland Empire	0-1	2.00	2	2	0	0	0	0	9.0	6	4	2	0	3	1	0	18	1	0	.182
	Mobile	2-1	3.03	7	7	0	0	0	0	29.2	34	11	10	0	1	8	0	51	4	0	.286
	Salt Lake	1-4	4.48	17	17	0	0	0	0	78.1	81	43	39	5	3	35	1	73	5	5	.268
2019	Salt Lake	2-1	3.62	7	6	0	0	0	0	32.1	24	15	13	3	2	17	0	31	3	1	.202
	LAA	2-6	7.11	19	15	0	0	0	0	81.0	100	67	64	23	10	33	1	72	5	1	.304
2020	LAA	0-2	38.57	2	2	0	0	0	0	2.1	10	10	10	1	1	5	0	2	1	0	.588
2021	LAA	8-8	3.75	23	14	1	2	0	0	98.1	85	45	41	11	4	36	1	85	4	1	.230
	Salt Lake	0-0	1.50	2	2	0	0	0	0	6.0	8	4	1	0	0	1	0	4	0	1	.308
MAJOR TOTALS		10-16	5.70	44	31	1	2	0	0	181.2	195	122	115	35	15	74	2	159	10	2	.273
MINOR TOTALS		15-15	3.64	77	68	0	0	0	0	341.1	337	174	138	17	17	110	1	366	22	11	.258

Disabling Injuries: 2020 — Disabled July 6 - Aug.. 10

2021 SEASON

- ◆ Set career best in nearly every pitching category in third Major League season with **Angels**...Alternated first four appearances between Majors and Triple-A Salt Lake, before being recalled May 28 for remainder of season.
- ◆ Each of first nine appearances for Angels came from the bullpen, going 3-1 with a 1.98 ERA (27.1 IP - 6 ER) and 26 strikeouts before joining rotation July 5...Finest relief outing was June 28 at Yankee Stadium, tossing 5.1 innings and allowing one run, while retiring 11 of his first 12 batters faced (one walk).
- ◆ Tossed first career complete game Sept. 4 vs. Texas (9 IP, 5 H, 1 ER, 0 BB, 8 SO)...Carried shutout into 9th inning; only run allowed came on RBI groundout for second out of 9th inning...Marked first career winning decision at Angel Stadium (13th start)...Had not pitched more than 5.2 innings prior to this start.
- ◆ Ranked second among Major League left-handers with a .202 (56/277) opponent batting average against right-handed hitters (min. 200 AB).
- ◆ Held opponents to a .145 (19/131) average against his changeup.
- ◆ Was Angels starting pitcher in the Little League Classic vs. Cleveland, Aug. 22 in Williamsport, PA.
- ◆ Won three of his five September starts, while pitching to a 2.97 ERA (30.1 IP - 10 ER) for the month.

MAJOR LEAGUE SUMMARY

2020

- ◆ Made two starts for **Angels** in second Major League season...Opened year on injured list before being reinstated and optioned to **Alternate Training Site**, Aug. 10.
- ◆ Was recalled from Alternate Training Site and made season debut Aug. 20 at San Francisco...Also started Game 1 of doubleheader, Aug. 25 at Houston before being optioned following the game...Remained in Long Beach for remainder of season.



2019

- ◆ Made first five appearances of season with Triple-A **Salt Lake** before making Major League debut with **Angels** June 2 at Seattle (W; 5.2 IP, 5 H, 3 ER, 3 BB, 4 SO).
- ◆ Totaled 19 appearances (15 starts) across five stints with Angels...Became fifth left-hander to make 10 starts for Angels before turning 22, joining: Frank Tanana (54), Marcelino Lopez (32), Jim Abbott (27) and Rudy May (19).
- ◆ At 21 years, 150 days during his debut, became youngest pitcher to appear for Angels since Tyler Chatwood in 2011 and youngest player since Mike Trout (21 years, 57 days) in 2012.
- ◆ Held opponents to a .254 (35/138) average against his changeup and has recorded 43 of his 73 strikeouts with the pitch.
- ◆ Left-handed batters registered a .202 (17/84) batting average against, compared with a .339 (83/245) average vs. right-handers.
- ◆ Earned both wins on season in day games...Was 2-2 with a 5.09 ERA (35.1 IP – 20 ER) in day games compared with a 0-4 record and 8.67 ERA (45.2 IP – 44 ER) at night.
- ◆ Selected to Angels 40-man roster, Nov. 20, 2018.

NOTABLE MINOR LEAGUE AWARDS AND HONORS

- ◆ **2018** Angels *MiLB.com* Organizational All-Star...Angels Minor League Pitcher of the Month (April).
- ◆ **2017** Angels *MiLB.com* Organizational All-Star.

CAREER TRANSACTIONS

- ◆ July 3, 2014...Signed by **Angels** as international free agent.

PERSONAL/MISC

- ◆ José Rances Suarez (SWAR-ez) Quintero...On Twitter: @rances_suarez.
- ◆ Become seventh Venezuelan pitcher to start for Angels, following Kelvim Escobar, Urbano Lugo, Jhoulys Chacin, Anthony Ortega, Luis Sanchez and Yusmeiro Petit.
- ◆ Entered 2019 ranked by *Baseball America* as #4 prospect in Angels organization...At conclusion of 2018 season was ranked by *MLB.com* as #8 prospect (#2 among pitchers) in Angels system.
- ◆ Ranked second in all of Minor League Baseball having struck out 42% of all batters faced in 2018.
- ◆ Named by *Baseball America* as having best changeup in Angels system following 2017 and 2018 seasons.
- ◆ Originally signed by Angels scouts Carlos Ramirez, Mauro Zerpa and Lebi Ochoa.

MAJOR LEAGUE HITTING TOTALS

	AVG	AB	R	H	2B	3B	HR	RBI	SH	SF	HBP	BB	IBB	SO	SB	CS	GDP	SLG	OBP
CAREER	.000	3	0	0	0	0	0	0	0	0	0	0	0	2	0	0	0	.000	.000

CAREER FIELDING

POS	PCT	G	PO	A	E	TC	DP
P	.897	44	10	16	3	29	0

SUAREZ'S CAREER HIGHS

	SEASON	GAME
Wins	8 — 2021	8 — 9/4/21 vs. TEX
Losses	8 — 2021	9.0 — 9/4/21 vs. TEX
ERA	3.75 — 2021	8 — 7/27/21 vs. COL
IP	98.1 — 2021	6 — 3 times; last, 9/17/19 at NYY
SO	85 — 2021	4 — Twice; last, 7/5/21 vs. BOS
		10 — 8/6/19 at CIN



CATCHER



KURT SUZUKI

#24

BORN: OCT. 4, 1983
BIRTHPLACE: WAILUKU, HI
MLB SERVICE: 14 YEARS, 113 DAYS
ACQUIRED: SIGNED AS A MAJOR LEAGUE FREE AGENT JAN. 15, 2021
SIGNED THRU: 2022; SIGNED ONE-YEAR CONTRACT, MAR. 13, 2022

OPENING DAY AGE: 38
RESIDES: REDONDO BEACH, CA

HEIGHT: 5-11 **WEIGHT:** 210 **BATS:** R **THROWS:** R

SUZUKI'S LIFETIME PLAYING RECORD

Year	Club	AVG	G	AB	R	H	2B	3B	HR	RBI	SH	SF	HP	BB	IBB	SO	SB	CS	GDP	SLG	OBP	E
2004	—Vancouver	.297	46	175	27	52	10	3	3	31	3	3	12	18	0	26	0	1	3	.440	.394	0
2005	—Stockton	.277	114	441	85	122	26	5	12	65	2	5	12	63	0	61	5	3	16	.440	.378	15
2006	—Midland	.285	99	376	64	107	26	1	7	55	0	1	9	58	1	50	5	3	15	.415	.392	2
2007	—Sacramento	.280	55	211	32	59	9	0	3	27	1	3	4	21	1	41	0	0	10	.365	.351	3
	OAKLAND	.249	68	213	27	53	13	0	7	39	3	5	3	24	0	39	0	0	4	.408	.327	2
2008	—OAKLAND	.279	148	530	54	148	25	1	7	42	2	1	11	44	2	69	2	3	20	.370	.346	6
2009	—OAKLAND	.274	147	570	74	156	37	1	15	88	1	7	8	28	0	59	8	2	14	.421	.313	5
2010	—OAKLAND	.242	131	495	55	120	18	2	13	71	0	4	12	33	3	49	3	2	22	.366	.303	8
	Sacramento (1)	.375	3	8	4	3	2	0	1	5	0	0	0	2	0	1	0	0	1	1.000	.500	0
2011	—OAKLAND	.237	134	460	54	109	26	0	14	44	3	7	7	38	1	64	2	2	14	.385	.301	7
2012	—OAKLAND	.218	75	262	19	57	15	0	1	18	2	2	3	9	0	53	1	0	3	.286	.250	2
	WASHINGTON	.267	43	146	17	39	5	0	5	25	2	3	2	11	3	20	1	0	2	.404	.321	3
2013	—WASHINGTON	.222	79	252	19	56	11	1	3	25	2	4	3	20	6	32	2	0	2	.310	.283	5
	OAKLAND	.303	15	33	6	10	2	0	2	7	0	0	2	0	0	2	0	0	0	.545	.343	1
2014	—MINNESOTA	.288	131	452	37	130	34	0	3	61	1	7	9	34	0	46	0	1	9	.383	.345	4
2015	—MINNESOTA	.240	131	433	36	104	17	0	5	50	6	4	7	29	4	59	0	0	14	.314	.296	3
2016	—MINNESOTA	.258	106	345	34	89	24	1	8	49	1	4	5	18	0	48	0	0	9	.403	.301	5
2017	—ATLANTA	.283	81	276	38	78	13	0	19	50	1	2	13	17	2	39	0	0	5	.536	.351	3
2018	—ATLANTA	.271	105	347	45	94	24	0	12	50	0	6	13	22	0	43	0	0	6	.444	.332	5
2019	—WASHINGTON	.264	85	280	37	74	11	0	17	63	0	3	6	20	1	36	0	1	10	.486	.324	3
2020	—WASHINGTON	.270	33	111	15	30	8	0	2	17	0	3	4	11	0	19	1	0	4	.396	.349	0
2021	—LAA	.224	72	219	17	49	8	0	6	16	2	3	11	12	0	44	0	0	7	.342	.294	10
MAJOR TOTALS		.257	1584	5424	584	1396	291	6	139	715	26	65	117	372	22	722	20	11	145	.390	.315	72
A.L. TOTALS		.255	1158	4012	413	1025	219	5	81	485	21	44	76	271	10	533	16	10	116	.373	.312	53
N.L. TOTALS		.263	426	1412	171	371	72	1	58	230	5	21	41	101	12	189	4	1	29	.438	.326	19
MINOR TOTALS		.283	317	1211	212	343	73	9	26	183	6	12	37	162	2	179	10	7	45	.423	.381	20

(1) rehab assignment

Disabling Injuries: 2010 — Intercostal strain; disabled April 30 (retro to April 24) - May 16

2021 SEASON

- ◆ Appeared in 72 games for **Angels**, as part of catching tandem with Max Stassi.
- ◆ Finished year with hits in 19 of his final 31 games with a plate appearance.
- ◆ Registered a six-game hit streak from Sept. 15-29 and batted .364 (8/22) with three extra-base hits in that span.

CAREER SUMMARY

- ◆ Member of Nationals 2019 World Series Championship team.
- ◆ Selected to 2014 American League All-Star team.
- ◆ Two-time finalist for MLBPA Heart and Hustle Award (2010 & 2011; nominated by Oakland).
- ◆ Is one of three players all-time to appear in over 1500 career games, appearing exclusively as a catcher, DH or pinch-hitter/runner (also, Jason Varitek and A.J. Pierzynski).

HAWAIIAN HALOS

Seven Hawaiian players have appeared in regular season games for the Angels:

Player	Hometown	Year(s)
Fred Kuhaulua	Honolulu	1977
Keith Luuloa	Honolulu	2000
Jerome Williams	Honolulu	2011-13
Shane Victorino	Wailuku	2015
Kirby Yates	Lihue	2017
Kean Wong	Hilo	2019, 2021
Kurt Suzuki	Wailuku	2021-



- ◆ Ranks second among active catchers (behind Yadier Molina) in career runs (584), hits (1396) and RBI (715).
- ◆ Is the only Hawaiian-born player to homer in a World Series game and is one of four Hawaiians to homer in a postseason game (also Benny Agbayani, Shane Victorino and Kolten Wong).
- ◆ Made Major League debut with Oakland, June 12, 2007 at Houston.

MAJOR LEAGUE SUMMARY

2020

- ◆ Appeared in 33 games for **Nationals**, as part of catching platoon with Yan Gomes.
- ◆ Reached base safely in a career-high 18 straight games, Aug. 7-Sept. 8...Recorded a career-high 12 game hitting streak, Aug. 8-Sept. 2.
- ◆ Ranked among N.L. catchers (min. 125 PA) in average (3rd, .270), on-base percentage (4th, .349), slugging percentage (5th, .396), and OPS (5th, .745).
- ◆ Hit .345 (10-for-29) vs. left-handed pitchers.

2019

- ◆ In return to **Nationals**, ranked among National League catchers in RBI (5th, 63) and home runs (6th, 17)...Ranked tied for second in MLB in two outs w/RISP AVG (.417).
- ◆ Capped dramatic six-run, ninth inning comeback win, Sept. 3 vs. Mets with walk-off homer off Edwin Díaz...Hit game-tying pinch hit homer, May 4 at Philadelphia.
- ◆ His 63 RBI were his most since 2010 (71).
- ◆ Hit safely in 47 of 70 starts...Was 23-for-67 (.343) with four doubles, four homers, 20 RBI against left-handers.
- ◆ Posted a .515 slugging percentage (7 2B, 11 HR) before the All-Star break.

2018

- ◆ During second season with **Braves**, recorded a 3.80 catcher ERA, which was sixth-best mark in National League.
- ◆ Finished the season going 30-for-91 (.330) with seven doubles, four homers, 14 RBI, four walks and 13 runs scored in 30 games from Aug. 9 through the end of the season.

2017

- ◆ In first season with **Braves**, clubbed a career-high 19 home runs in 81 games...Also posted a career-best .351 on-base percentage and his second-highest slugging percentage (.536).
- ◆ Started 71 games at catcher and committed just three errors in 598 total chances for a .995 fielding percentage... Among qualifying catchers, his .995 fielding percentage would have ranked tied for sixth in Majors.
- ◆ From July 1 through the end of season, homered once every 10.87 at-bats; sixth-best rate in Majors over that span.

2016

- ◆ Played third season with **Twins**, tied for sixth in American League with 99 games started at catcher...
- ◆ Served as Minnesota's Opening Day catcher, marking his eighth career Opening Day start.
- ◆ Recorded his 1,000th career hit May 22 vs. Toronto (off Marcus Stroman).
- ◆ Tallied 500th career RBI, July 8 at Texas.

2015

- ◆ Made seventh career Opening Day start for **Twins**.
- ◆ Played in 1,000th career game, May 14 at Detroit.
- ◆ His 130 games caught ranked second in American League, trailing Salvador Perez (139) and third in baseball, trailing Perez and Yadier Molina (134).

2014

- ◆ In first season with **Twins**, earned his first career All-Star appearance while hitting a career-best .288 with 34 doubles, three homers, 61 RBI, 32 walks and 37 runs scored in 131 games.
- ◆ Received Bob Allison Award for Twins best leadership voted on by the Twin Cities Chapter of the BBWAA.
- ◆ Among A.L. catchers, ranked first in batting average, on-base percentage and doubles, fourth in hits, tied for fourth in walks, fifth in RBI, and tied for fifth in games.
- ◆ Prior to All-Star break, led A.L. catchers in doubles (18) and batting average (.309), ranked second in hits (86), tied for second in RBI (37) and tied for fourth in walks (23).
- ◆ Caught ninth inning of the All-Star game, helping teammate Glen Perkins earn the save.

2013

- ◆ Started year with **Nationals** but was traded to **Athletics**, Aug. 23 in exchange for RHP Dakota Bacus...
- ◆ Hit .303 (10-for-33) with two home runs and seven RBI in 15 games for the A's.

2012

- ◆ Was **Athletics** Opening Day catcher before he was acquired by **Nationals** Aug. 3 in exchange for catcher David Freitas.
- ◆ At time of trade, led qualified A.L. catchers in fielding percentage (.996), opponents caught stealing (23) and caught-stealing percentage (38.3%).
- ◆ Combined to hit .235 with 20 doubles, six home runs and 43 RBI in 75 games with the A's and 43 with Washington.



2011

- ◆ Made fourth straight Opening Day start at catcher for **Athletics**.
- ◆ Clubbed double-digit home runs for the third straight year.
- ◆ Hit 12 of 14 home runs off right-handed pitching... Thirteen of his 14 home runs were solo shots.
- ◆ Made 127 starts at catcher, ranking third in A.L.

2010

- ◆ With **Athletics**, made his third straight Opening Day start at catcher.
- ◆ Tied for team lead in RBI and tied for second in home runs...Marked second consecutive season he led Club in RBI.
- ◆ A's pitchers posted a 3.27 ERA with him behind the plate, the lowest mark in A.L.

2009

- ◆ In third season with **Athletics**, set career bests in runs, hits, at-bats, doubles, RBI and home runs.
- ◆ Led A.L. catchers in games started (132) for second consecutive season...Also led in innings (1173.1), putouts (923) and total chances (996), and tied for lead in games.
- ◆ Struck out 59 times for an average of 10.41 plate appearances-per-strikeout, sixth best ratio in A.L.

2008

- ◆ Spent first full season in Majors with **Athletics**...Led A.L. catchers in games, games started (136), innings caught (1215), total chances (986) and putouts (927).
- ◆ Led A's in batting average, hits, HBP and multi-hit games (36), and tied for first in games.
- ◆ Tied for seventh in A.L. in HBP...Tied for A.L. lead in pinch-hit home runs (two) and tied for fifth in pinch-hits (five).

2007

- ◆ Made Major League debut with **Athletics** June 12 at Houston, grounding out as a pinch hitter in his first at-bat.
- ◆ Recorded first MLB hit, June 14 at Houston, a pinch-hit single off Brian Moehler.
- ◆ Hit first career home run, June 19 vs. Cincinnati (off Todd Coffey).
- ◆ Caught Shane Komine, July 17 vs. Texas, becoming first Hawaiian-born battery in Major League history.

POSTSEASON SUMMARY

- ◆ Has made appearances in three different postseasons including the Nationals 2019 World Series title run.
- ◆ Made postseason debut in **2012** with **Nationals**, starting all five games in Washington's NLDS loss to St. Louis.
- ◆ In **2018** with **Braves**, appeared in four games of NLDS vs. Dodgers, starting Games 2 & 3.
- ◆ In **2019** with **Nationals**, appeared in 10 games en route to Washington's World Series championship...Hit first career postseason home run in Game 2 of World Series vs. Houston (off Josh James); was a solo shot in seventh inning to put Nationals ahead, 3-2.

WILD CARD GAME TOTALS

Year	Club, Opp	AVG	G	AB	R	H	2B	3B	HR	RBI	SH	SF	HBP	BB	IBB	SO	SB	CS	GDP	SLG	OBP	E
2019	—WAS, MIL	.000	1	3	0	0	0	0	0	0	0	0	0	0	0	0	0	0	0	.000	.000	0

DIVISION SERIES TOTALS

Year	Club, Opp	AVG	G	AB	R	H	2B	3B	HR	RBI	SH	SF	HBP	BB	IBB	SO	SB	CS	GDP	SLG	OBP	E
2012	—WAS, STL	.235	5	17	0	4	0	0	0	2	0	0	0	2	0	4	0	0	0	.235	.316	0
2018	—ATL, LAD	.250	4	8	0	2	0	0	0	2	0	0	0	0	0	1	0	0	0	.250	.250	0
2019	—WAS, LAD	.000	4	9	0	0	0	0	0	0	0	0	1	3	0	3	0	0	3	.000	.308	0
Totals		.176	13	34	0	6	0	0	0	4	0	0	1	5	0	8	0	0	3	.176	.300	0

CHAMPIONSHIP SERIES TOTALS

Year	Club, Opp	AVG	G	AB	R	H	2B	3B	HR	RBI	SH	SF	HBP	BB	IBB	SO	SB	CS	GDP	SLG	OBP	E
2019	—WAS, STL	.125	2	8	0	1	0	0	0	0	0	0	0	0	0	5	0	0	0	.125	.125	0

WORLD SERIES TOTALS

Year	Club, Opp	AVG	G	AB	R	H	2B	3B	HR	RBI	SH	SF	HBP	BB	IBB	SO	SB	CS	GDP	SLG	OBP	E
2019	—WAS, HOU	.200	3	10	2	2	0	0	1	1	0	0	0	1	0	3	0	0	0	.500	.273	1

NOTABLE MINOR LEAGUE AWARDS AND HONORS

- ◆ **2006** Texas League Mid-Season All-Star...Futures Game Selection...Texas League Post-Season All-Star...Baseball America Double-A All-Star.

CAREER TRANSACTIONS

- ◆ June 7, 2004...Selected by **Athletics** in second round of 2004 First-Year Player Draft (signed July 16, 2004).
- ◆ Aug. 3, 2012...Traded by **Athletics** with cash considerations to **Nationals** for C David Freitas.
- ◆ Aug. 23, 2013...Traded by **Nationals** to **Athletics** for RHP Dakota Bacus.
- ◆ Jan. 3, 2014...Signed by **Twins** as a free agent.
- ◆ Jan. 30, 2017...Signed by **Braves** as a free agent.

SUZUKI



2022 LOS ANGELES ANGELS



- ◆ Nov. 20, 2018...Signed by **Nationals** as a free agent.
- ◆ Jan. 15, 2021...Signed by **Angels** as a free agent.
- ◆ Mar. 13, 2022...Signed by **Angels** as a free agent.

PERSONAL/MISC

- ◆ Kurt Kiyoshi Suzuki...On Twitter: @kurtsuzuki.
- ◆ Kurt and his wife, Renee, have a daughter Malia, and two sons, Kai and Elijah.
- ◆ Graduated from H.P. Baldwin HS (HI) in 2001.
- ◆ Attended Cal State Fullerton, where he won the Johnny Bench Award following 2004 season as the nation's top collegiate catcher...Led Fullerton to College World Series championship in 2004...His two-out RBI single in bottom of the seventh inning broke a 2-2 tie to lead Titans to a 3-2 win over Texas in the championship game.
- ◆ Played in Arizona Fall League following 2005 season.
- ◆ Hosted inaugural Kurt Suzuki Baseball Clinic in Maui in 2012 to raise awareness for the All PONO Sports Organization, which promotes healthy lifestyles and exercise for children in Hawaii, as well as teaching baseball fundamentals.
- ◆ Started Kurt Suzuki Family Foundation in 2011 to support scientific research of chronic illnesses—specifically kidney disease research—and encourage and promote healthy lifestyle choices.
- ◆ Is an ambassador for NephCure Foundation.
- ◆ Along with his wife, raised over \$61,000 for the Jon Wilhite Recovery Fund to help alleviate medical costs accrued by his friend and former Cal State Fullerton teammate who was injured in the tragic car accident that took the lives of Angels pitcher Nick Adenhardt, Courtney Stewart and Henry Pearson in 2009.

MISCELLANEOUS STATS

CAREER MULTIPLE-HOME RUN GAMES (6)

TWO-HR GAMES (6)

Apr. 11, 2018 vs. ATL
July 2, 2017 at OAK

Sept. 22, 2017 vs. PHI
Aug. 17, 2011 vs. BAL

July 25, 2017 atARI
June 3, 2010 at BOS

CAREER GRAND SLAMS (2)

June 10, 2019 at CWS

Sept. 10, 2007 at SEA

CAREER WALK-OFF PLATE APPEARANCES (11)

Sept. 3, 2019 vs. NYM (3-run HR, 9th inn.)
Aug. 1, 2015 vs. SEA (RBI single, 9th inn.)
Apr. 7, 2010 vs. SEA (RBI double, 9th inn.)
Aug. 28, 2008 vs. MIN (RBI double, 9th inn.)
June 20, 2008 vs. FLA (RBI double, 11th inn.)
Aug. 16, 2007 vs. CWS (3-run HR, 10th inn.)

Sept. 7, 2017 vs. MIA (RBI single, 9th inn.)
May 18, 2010 vs. SEA (RBI single, 10th inn.)
Aug. 22, 2009 vs. DET (RBI single, 9th inn.)
Aug. 15, 2008 vs. CWS (2-run HR, 9th inn.)
Sept. 30, 2007 vs. LAA (RBI single, 9th inn.)

ALL-STAR GAME RECORD

Year	Club	Site	AVG	G	AB	R	H	2B	3B	HR	RBI	SH	SF	HBP	BB	IBB	SO	SB	CS	GDP	SLG	OBP	E
2014	A.L.	MIN	---	1	0	0	0	0	0	0	0	0	0	0	0	0	0	0	0	0	---	---	0

CAREER FIELDING

POS	PCT	G	PO	A	E	TC	DP
C	.994	1427	9931	553	62	10546	56

SUZUKI



SUZUKI'S CAREER HIGHS

	SEASON	GAME
AVG	.303 — 2013	4 — 7 times; last, 8/17/19 vs. MIL
H	156 — 2009	2 — 6 times; last, 4/11/18 vs. WSH
R	74 — 2009	3 — 6 times; last, 4/19/18 vs. NYM
BB	44 — 2008	3 — 3 times; last, 4/14/18 at CHC
2B	37 — 2009	2 — 20 times; last, 8/17/19 vs. MIL
HR	19 — 2017	6 — 6/21/16 vs. PHI
RBI	88 — 2009	2 — 6/10/09 at MIN
SB	8 — 2009	12 — Aug. 8 - Sept. 2, 2020
		Hit Streak

RHP



NOAH SYNDERGAARD #34

BORN: AUG. 29, 1992

OPENING DAY AGE: 29

BIRTHPLACE: MANSFIELD, TX

RESIDES: MANSFIELD, TX

MLB SERVICE: 6 YEARS, 149 DAYS

ACQUIRED: SIGNED AS FREE AGENT, NOV. 16, 2021

SIGNED THRU: 2022; SIGNED ONE-YEAR CONTRACT, NOV. 16, 2021

HEIGHT: 6-6 **WEIGHT:** 230 **BATS:** L **THROWS:** R

SYNDERGAARD'S LIFETIME PITCHING RECORD

Year	Club	W-L	ERA	G	GS	CG	GF	SHO	SV	IP	H	R	ER	HR	HB	BB	IBB	SO	WP	BK	BAA
2010	Blue Jays (GCL)	0-1	2.70	5	5	0	0	0	0	13.1	11	7	4	0	0	4	0	6	1	0	.229
2011	Bluefield	4-0	1.41	7	5	0	1	0	0	32.0	23	5	5	1	0	11	0	37	0	0	.198
	Vancouver	1-2	2.00	4	4	0	0	0	0	18.0	15	5	4	0	0	5	0	22	2	0	.221
	Lansing	0-0	3.00	2	2	0	0	0	0	9.0	8	4	3	0	0	2	0	9	0	0	.235
2012	Lansing	8-5	2.60	27	19	0	2	0	1	103.2	81	41	30	3	3	31	0	122	1	0	.212
2013	St. Lucie	3-3	3.11	12	12	0	0	0	0	63.2	61	25	22	3	1	16	0	64	4	1	.255
	Binghamton	6-1	3.00	11	11	0	0	0	0	54.0	46	23	18	8	0	12	0	69	2	0	.228
2014	Las Vegas	9-7	4.60	26	26	0	0	0	0	133.0	154	77	68	11	6	43	1	145★	6	0	.293
2015	Las Vegas	3-0	1.82	5	5	1	0	1	0	29.2	20	7	6	2	0	8	0	34	1	0	.192
	NEW YORK (N.L.)	9-7	3.24	24	24	0	0	0	0	150.0	126	60	54	19	3	31	2	166	6	0	.225
2016	NEW YORK (N.L.)	14-9	2.60	31	30	0	0	0	0	183.2	168	61	53	11	2	43	2	218	10	1	.243
2017	NEW YORK (N.L.)	1-2	2.97	7	7	0	0	0	0	30.1	29	14	10	0	1	3	1	34	3	0	.246
	Mets (GCL) (1)	0-0	0.00	1	1	0	0	0	0	1.0	1	2	0	0	0	0	0	2	0	0	.167
	Brooklyn (1)	0-1	13.50	1	1	0	0	0	0	2.0	3	3	3	0	0	2	0	2	0	0	.375
2018	NEW YORK (N.L.)	13-4	3.03	25	25	2★	0	1★	0	154.1	148	55	52	9	7	39	2	155	2	0	.250
	Brooklyn (1)	0-0	1.80	1	1	0	0	0	0	5.0	2	1	1	0	0	1	0	7	2	0	.111
2019	NEW YORK (N.L.)	10-8	4.28	32	32	1	0	1	0	197.2	194	101	94★	24	6	50	2	202	4	0	.256
	Brooklyn (1)	1-0	5.40	1	1	0	0	0	0	5.0	5	3	3	1	0	0	0	9	0	0	.238
2020	NEW YORK (N.L.)	INJURED — DID NOT PLAY																			
2021	St. Lucie (1)	0-0	0.00	2	2	0	0	0	0	5.0	1	0	0	0	0	1	0	6	0	0	.059
	Brooklyn (1)	0-0	9.00	1	1	0	0	0	0	1.0	1	1	1	1	1	0	0	1	0	0	.250
	Syracuse (1)	0-0	0.00	2	2	0	0	0	0	2.0	1	0	0	0	0	0	0	2	0	0	.143
	NEW YORK (N.L.)	0-1	9.00	2	2	0	0	0	0	2.0	3	2	2	1	0	0	0	2	0	0	.375
MAJOR TOTALS		47-31	3.32	121	120	3	0	2	0	718.0	668	293	265	64	19	166	9	777	25	1	.245
MINOR TOTALS		35-20	3.17	108	98	1	3	1	1	477.1	433	204	168	30	11	136	1	537	19	1	.241

★ led or tied for league lead

(1) rehab assignment

- Disabling Injuries:** **2021** — Recovering from Tommy John surgery; disabled Feb. 20 - Sept. 28
2020 — Recovering from Tommy John surgery; disabled June 27 - end of season
2019 — Right hamstring strain; disabled June 16 - June 30
2018 — Hand, foot and mouth disease; disabled July 23 (retro to July 21) - Aug. 1
 Strained ligament in right index finger; disabled May 29 (retro to May 26) - July 13
2017 — Partial tear in right lat muscle; disabled May 1 - Sept. 23

2021 SEASON

- ◆ Began season on **Mets** 60-day Injured list on February 20, recovering from Tommy John surgery.
- ◆ Made two rehab starts in May for **Low-A St. Lucie** but was shut down after experiencing right elbow soreness.
- ◆ Pitched in one rehab game for **High-A Brooklyn**, Aug. 26, before making two additional rehab starts for **Triple-A Syracuse** in September...Overall, pitched to a 1.13 ERA (8 IP - 1 ER) in his five total minor league rehab outings.
- ◆ Activated from injured list, Sept. 28 for start vs. Miami...Retired the side on 10 pitches (nine strikes) with two strikeouts in his only inning of work against Marlins...Marked first game in Majors since Sept. 29, 2019.
- ◆ Also worked one inning in start on final day of regular season, Oct. 3 at Atlanta (1 IP, 3 H, 2 ER).



CAREER HIGHLIGHTS

- ◆ Selected to 2016 National League All-Star team.
- ◆ Fastest Mets pitcher to 500 strikeouts (by innings pitched)...Did so in 438.1 innings, surpassing Dwight Gooden, who fanned his first 500 batters in 445.1 innings.
- ◆ Had 654 strikeouts in his first 100 games...Per Elias, the only active pitchers with more through 100 career appearances are Yu Darvish (812), Stephen Strasburg (690), Jacob deGrom (675) and Corey Kluber (657)...Only Mets in club history with more strikeouts in their first 100 career games are deGrom and Dwight Gooden (749).
- ◆ Is one of five pitchers in Mets history with multiple 200-strikeout seasons...Tom Seaver had nine and Jacob deGrom, David Cone and Dwight Gooden have each had four
- ◆ Hit six home runs for the Mets, which is tied with Tom Seaver for second-most in Club history by a pitcher; only Dwight Gooden (7) has more.
- ◆ Four-time National League Pitcher of the Week (July 27-Aug. 2, 2015, May 16-22, 2016, Apr. 29-May 5, 2019, July 29-Aug. 4, 2019).
- ◆ Made Major League debut with Mets, May 12, 2015 at Chicago Cubs.

MAJOR LEAGUE SUMMARY

2020

- ◆ Did not appear in a regular season game for **Mets** after tearing right ulnar collateral ligament in March.
- ◆ Underwent Tommy John surgery March 26 at Hospital for Special Surgery in West Palm Beach.

2019

- ◆ In fifth season with **Mets**, set career-highs in innings (197.2) and games (32)...Reached the 200-strikeout mark for the second time (also, 2016).
- ◆ On May 2 vs. Cincinnati, became 10th pitcher to throw a shutout while homering for the only run in a 1-0 victory...He is just the third pitcher to record such a game while also racking up double-digit strikeouts... Before that game, it had been nearly 36 years before the last "true win" and almost 60 years since the last double digit strikeout game in a "true win." (ELIAS).
- ◆ Won four-straight decisions in a five-start span from June 9-July 13; the Mets won all five games.
- ◆ Tossed a career-best eight-straight quality starts from July 13-August 22, pitching to a 1.82 ERA (54.1 IP - 11 ER) with 55 strikeouts and just 12 walks.
- ◆ Hit two homers, tied for the fourth-most by a Mets pitcher in a single season; Mets club record is three, by Syndergaard (2016), Walt Terrell (1983) and Tom Seaver (1972).
- ◆ Pitched at least 7.0 innings in 13 of his 32 starts; Mets went 10-3 (.769) in those 13 starts...Jacob deGrom (19), Zack Wheeler (15) and Hyun-Jin Ryu (15) were the only N.L. pitchers with more such starts.

KEEPIN' IT 100

Noah Syndergaard and Shohei Ohtani are the only players in the Statcast era to throw a 100+ MPH fastball and hit a 100+ MPH home run in the same game

SYNDERGAARD



2018

- ◆ Led **Mets** staff with 13 wins...Went 11-3 in final 17 starts...The Mets went 16-9 (.640) in his starts...Went 8-0 in 13 starts against teams outside the N.L. East...Ended season riding a career-best 15.0-inning scoreless streak.
- ◆ Had National League's eighth-best ERA (3.03; 154.1 IP - 52 ER) among pitchers with at least 150 innings pitched... Tied for Major League lead in complete games (2) and shutouts (1).
- ◆ Threw his first two career complete games on Sept. 2 at San Francisco and Sept. 30 vs. Miami (a 1-0 shutout).
- ◆ According to PitchF/X average pitch velocity data, had MLB's fastest four-seam fastball (98.1 mph), changeup (90.9 mph), slider (92.6 mph) and curveball (83.6 mph).
- ◆ His 0.52 HR/9 rate was the third-lowest in Majors (min. 150 innings).
- ◆ Had a career-best 49.0-inning homerless streak from August 1-September 8.
- ◆ Induced soft contact 25.3 percent of the time, the highest rate in the N.L. and second-highest in Majors, behind only Chris Sale (27.4 percent)...Only 21.9 percent of balls in play against Syndergaard were hard-hit, the lowest percentage in MLB (min. 150 innings).

2017

- ◆ Limited to seven starts with **Mets** after suffering partial tear in right lat muscle in fifth start of season, April 30 at Washington.
- ◆ Pitched 6.0 shutout innings on Opening Day in Mets 6-0 win over Braves at Citi Field...At 24 years and 217 days old, became third-youngest pitcher in franchise history to start on Opening Day...Only Dwight Gooden (four times, 1985-86, 88-89) and Tom Seaver (twice, 1968-69) were younger.
- ◆ Struck out 31 batters to start the season without allowing a walk, the longest streak in team history to begin a season...Since the pitching mound was set at its current distance in 1893, only one prior pitcher had more than 30 strikeouts before his first walk of the season (Adam Wainwright - 35 strikeouts before his first walk in 2013) (ELIAS).

- ◆ Dating to his final regular season start of 2016, tossed 32.0 consecutive walk-free innings and struck out 38 in that time...His five consecutive starts without allowing a walk was tied for the second-longest streak in franchise history with Bret Saberhagen, Eric Hillman, and Craig Swan...Bartolo Colón has the franchise-best streak (seven games).
- ◆ Returned from injured list, Sept. 23 vs. Washington...Pitched 3.0 scoreless innings over his final two starts following his activation.

2016

- ◆ In first full Major League season with **Mets**, was named to National League All-Star team, marking first career All-Star selection.
- ◆ His 2.60 ERA was third-best in Major Leagues while his 218 strikeouts were tied for ninth-most in Majors (tied for fourth most in N.L.)...Had a 5.07 strikeout-to-walk ratio, second-best in N.L.
- ◆ Earned N.L. Player of the Week honors for the week of May 16-22 (2 GS, 2-0, 14 IP, 1 R, 0 ER, 0 BB, 21 SO).
- ◆ Reached the 200 strikeout plateau for first time in career...It took 171.1 innings to reach the landmark, the second-fewest innings to 200 strikeouts in a season in Mets history, trailing Dwight Gooden (165.2 innings).
- ◆ Came out of bullpen for 1.0 inning on May 31 vs. White Sox and struck out two...Was his first career regular-season bullpen appearance.
- ◆ Drove in all four Mets runs with two homers on May 11 at Dodger Stadium (both off Kenta Maeda)...Became first pitcher since Micah Owings (ARI), August 18, 2007 at Atlanta, to have a multi-homer game...Walt Terrell (Aug. 6, 1983 at Cubs) is only other Mets pitcher with a multi-homer game.
- ◆ Hit three total home runs, tied for most in franchise history in a single season by a pitcher with Tom Seaver (1972) and Walt Terrell (1983).
- ◆ Finished year with six extra-base hits (three doubles and three home runs), tied for second most all-time by a Mets pitcher in a single season with Ron Darling (1988), Dwight Gooden (1993) and Rick Reed (1997).

FIVE GUYS

Most 200+ strikeout campaigns in
Mets history

PLAYER	SEASONS
Tom Seaver	9
Jacob deGrom	4
David Cone	4
Dwight Gooden	4
NOAH SYNDERGAARD	2

2015

- ◆ Named to the *Topps* Rookie All-Star team.
- ◆ Began year with Triple-A **Las Vegas** in Pacific Coast League...Was recalled on May 9.
- ◆ Made Major League debut with **Mets** at Chicago Cubs on May 12...Recorded first career strikeout against first batter faced (Dexter Fowler)...Earned first career win five days later on May 17 vs. Milwaukee.
- ◆ Logged 166 strikeouts during his rookie campaign (24 starts) to lead all rookies.
- ◆ Tabbed as the N.L. Co-Player of the Week with teammate Lucas Duda for the week of July 27-August 2...Was 2-0 with a 1.13 ERA (16 IP - 2 ER).
- ◆ Took a perfect game into the seventh, July 28 vs. San Diego, the longest perfect game bid by a Mets rookie in team history.
- ◆ Hit first Major League home run, a solo homer to center, May 27 vs. Philadelphia (off Sean O'Sullivan)...Was also his first Major League hit.

POSTSEASON SUMMARY

- ◆ Made postseason debut in **2015** with **Mets** and started three games during the playoffs, one in each round in addition to one relief appearances...Was credited with win in two of his three starts...His 26 strikeouts tied for second-most by a rookie in postseason history.
- ◆ Made first career playoff start in Game 2 of NLDS at Dodger Stadium and turned in a quality start (6.1 innings, three runs and nine strikeouts)...Came out of bullpen for first time in MLB career in Game 5 of NLDS at Los Angeles and pitched a scoreless seventh inning with two strikeouts...Started and won Game 2 of NLCS vs. Cubs, limiting Chicago to one run on three hits in 5.2 innings with nine strikeouts...Was winning pitcher in Game 3 of World Series vs. Kansas City, becoming second youngest Met to win a World Series game (behind Gary Gentry).
- ◆ In **2016**, started Wild Card Game for **Mets** vs. San Francisco and tossed 7.0 scoreless innings, allowing two hits with a postseason career-high 10 strikeouts in his no-decision...Was fifth time in Mets history a pitcher recorded double-digit strikeouts in a postseason game.

WILD CARD GAME TOTALS

Year	Club, Opp.	W-L	ERA	G	GS	CG	SHO	SV	IP	H	R	ER	BB	SO
2016	— NYM, SF	0-0	0.00	1	1	0	0	0	7.0	2	0	0	3	10

SYNDERGAARD



DIVISION SERIES TOTALS

Year	Club, Opp.	W-L	ERA	G	GS	CG	SHO	SV	IP	H	R	ER	BB	SO
2015—	NYM, LAD	0-1	3.68	2	1	0	0	0	7.1	5	3	3	5	11

LEAGUE CHAMPIONSHIP SERIES TOTALS

Year	Club, Opp.	W-L	ERA	G	GS	CG	SHO	SV	IP	H	R	ER	BB	SO
2015—	NYM, CHC	1-0	1.59	1	1	0	0	0	5.2	3	1	1	1	9

WORLD SERIES TOTALS

Year	Club, Opp.	W-L	ERA	G	GS	CG	SHO	SV	IP	H	R	ER	BB	SO
2015—	NYM, KC	1-0	4.50	1	1	0	0	0	6.0	7	3	3	2	6

NOTABLE MINOR LEAGUE AWARDS AND HONORS

- ◆ **2015** Pacific Coast League Pitcher of the Week (Apr. 27-May 3).
- ◆ **2014** Futures Game selection.
- ◆ **2013** Florida State League Mid-Season All-Star...Futures Game Selection...Sterling Award (Co-MVP at Double-A Binghamton)...Eastern League Pitcher of the Week (July 22-28).
- ◆ **2012** MiLB.com Organizational All-Star...Midwest League Mid-Season All-Star.

CAREER TRANSACTIONS

- ◆ June 7, 2010...Selected by **Blue Jays** in first round (38th overall) of First-Year Player Draft (signed June 15, 2010).
- ◆ Dec. 17, 2012...Traded by **Blue Jays** with C John Buck, C Travis d'Arnaud and OF Wuilmer Becerra to **Mets** for RHP R.A. Dickey, C Mike Nickeas and C Josh Thole.
- ◆ Nov. 16, 2021...Signed by **Angels** to one-year contract.

PERSONAL/MISC

- ◆ Noah Seth Syndergaard...On Twitter: @Noahsyndergaard.
- ◆ Started Noah's Book Club in February 2021...In an effort to promote literacy and learning, each month, he announces a book via his social media channels and invite fans to read along with him.
- ◆ Appeared as a Lannister soldier in episode four of season seven of HBO's Game of Thrones.
- ◆ Had a cameo on season one of the CBS comedy series Kevin Can Wait with Kevin James.
- ◆ Won CNBC's 2019 Stock Draft...Picked stocks and competed against various celebrities...His stocks yielded the largest return.
- ◆ Nicknames each of the gloves he wears on the mound after his favorite TV shows and movie characters...Glove names have included: Drago (Rocky IV), which was the glove he used in the 2013 Futures Game at Citi Field, Heisenberg (Breaking Bad), Jon Snow (Game of Thrones), Lion, Thor (Marvel) and Rick Grimes (The Walking Dead)...Raffles off his old gloves with his signature nicknames to raise money for the Sjögren's Syndrome Foundation, a disease that his mother suffers from.
- ◆ In May 2020, offered a one-of-a-kind gameday experience as part of Fanatics' ALL IN Auction...The package sold for \$15,500, with the money going directly to Feeding America, Meals on Wheels, World Central Kitchen and No Kid Hungry...Packaged included lunch with Syndergaard at Citi Field, a game-worn jersey and tickets to a future Mets home game.
- ◆ Honored by New York chapter of the BBWAA along with fellow Mets starters Jacob deGrom, Matt Harvey and Steven Matz as the "Toast of the Town" at the organization's annual dinner on January 23, 2016 and as the NY Baseball Athlete of the Year at the organization's annual awards dinner on January 21, 2017.
- ◆ Took part in inaugural Kids Holiday Shopping Spree on December 14, 2016 as part of Metsgiving...Shopped with children at the College Point Target in Queens picking out gifts for them and their families.
- ◆ Appeared as Synder-claus at Mets annual Kids Holiday Party in 2016 to help hand out gifts...Was an elf at 2017 Mets Holiday Party for kids.
- ◆ Twice participated in the Futures Game...In 2013, started and hurled a scoreless inning for Team USA in the 2013 at Citi Field...In 2014, recorded a save for Team USA at Target Field.
- ◆ Hobbies include fishing and playing golf.
- ◆ Graduated from Mansfield Legacy (TX) High School in 2010...Hit a grand slam in the second round of the playoffs his senior year...Threw two no-hitters as a senior.
- ◆ Originally signed by Blue Jays scout Steve Miller.

ALL-STAR GAME RECORD

Year	Club, Site	W-L	ERA	G	GS	CG	SHO	SV	IP	H	R	ER	BB	SO
2016—	N.L., SD													

Did Not Pitch



MAJOR LEAGUE HITTING TOTALS

	AVG	AB	R	H	2B	3B	HR	RBI	SH	SF	HBP	BB	IBB	SO	SB	CS	GDP	SLG	OBP
CAREER	.153	222	14	34	7	0	6	15	13	1	0	15	0	144	0	0	2	.266	.206

MISCELLANEOUS STATS

TWO-HR GAMES (1)

May 11, 2016 at Los Angeles (N.L.)

CAREER FIELDING

POS	PCT	G	PO	A	E	TC	DP
P	.912	121	41	83	12	136	4

SYNDERGAARD'S CAREER HIGHS

	SEASON		GAME
Wins	14 — 2016	SO	13 — 7/10/15 vs. ARI
Losses	9 — 2016	IP	9 — 3 times; last, 5/2/19 vs. CIN
ERA	2.60 — 2016	R	10 — 8/28/19 vs. CHC
IP	197.2 — 2019	ER	9 — 8/28/19 vs. CHC
SO	218 — 2016	BB	5 — 3 times; last, 7/24/19 vs. SD
Win Streak	6 — 5/11-6/22/16	H	12 — 9/8/18 vs. PHI





RHP



RYAN TEPERA

#52

BORN: NOV. 3, 1987

BIRTHPLACE: HOUSTON, TX

MLB SERVICE: 6 YEARS, 8 DAYS

ACQUIRED: SIGNED AS FREE AGENT, MAR. 19, 2022

SIGNED THRU: 2023; SIGNED TWO-YEAR CONTRACT, MAR. 19, 2022

OPENING DAY AGE: 34

RESIDES: FRIENDSWOOD, TX

HEIGHT: 6-1 **WEIGHT:** 195 **BATS:** R **THROWS:** R

TEPERA'S LIFETIME PITCHING RECORD

Year	Club	W-L	ERA	G	GS	CG	GF	SHO	SV	IP	H	R	ER	HR	HB	BB	IBB	SO	WP	BK	BAA
2009	Blue Jays (GCL)	3-1	1.72	11	5	1	1	1	0	36.2	19	11	7	4	3	4	0	42	2	0	.150
2010	Lansing	9-6	3.98	24	22	0	0	0	0	120.0	113	61	53	7	4	44	1	79	11	0	.251
2011	Dunedin	11-6	4.43	27	23	0	2	0	0	146.1	156	75	72	13	5	38	1	93	11	0	.276
2012	New Hampshire	7-3	4.84	16	15	0	0	0	0	74.1	82	44	40	4	7	37	0	57	6	0	.280
	Dunedin	1-3	7.71	5	5	1	0	0	0	21.0	27	19	18	3	2	12	0	14	1	1	.310
2013	New Hampshire	10-8	4.50	33	20	0	8	0	1	116.0	109	65	58	11	12	56	0	105	6	0	.248
2014	Buffalo	7-3	3.66	51	0	0	23	0	2	64.0	66	29	26	4	1	24	4	67	5	0	.264
2015	Buffalo	3-1	1.06	21	0	0	6	0	3	34.0	16	5	4	1	0	13	1	37	3	0	.138
	TORONTO	0-2	3.27	32	0	0	12	0	1	33.0	23	14	12	8	3	6	0	22	2	0	.193
2016	Buffalo	1-2	2.58	37	0	0	29	0	18	45.1	33	13	13	3	1	16	0	48	3	0	.205
	TORONTO	0-1	2.95	20	0	0	13	0	0	18.1	17	8	6	1	3	8	1	18	3	0	.233
2017	TORONTO	7-1	3.59	73	0	0	12	0	2	77.2	57	35	31	7	8	31	4	81	5	0	.205
2018	TORONTO	5-5	3.62	68	0	0	19	0	7	64.2	55	27	26	9	4	24	1	68	5	1	.237
2019	Buffalo (1)	0-0	3.60	5	1	0	0	0	0	5.0	4	4	2	1	1	2	0	4	0	0	.200
	TORONTO	0-2	4.98	23	1	0	7	0	0	21.2	20	12	12	5	0	8	2	14	2	0	.250
	Dunedin (1)	0-0	0.00	2	1	0	0	0	0	2.0	0	0	0	0	0	1	0	2	0	0	.000
2020	CHICAGO (N.L.)	0-1	3.92	21	0	0	1	0	0	20.2	17	9	9	2	1	12	0	31	1	0	.227
2021	CHICAGO (N.L.)	0-2	2.91	43	0	0	3	0	1	43.1	22	14	14	3	3	12	0	50	1	0	.150
	CHICAGO (A.L.)	0-0	2.50	22	0	0	4	0	1	18.0	13	5	5	1	1	7	1	24	3	0	.197
MAJOR TOTALS		12-14	3.48	302	1	0	71	0	12	297.1	224	124	115	36	23	108	9	308	22	1	.209
A.L. TOTALS		12-11	3.55	238	1	0	67	0	11	233.1	185	101	92	31	19	84	9	227	20	1	.
N.L. TOTALS		0-3	3.23	64	0	0	4	0	1	64.0	39	23	23	5	4	24	0	81	2	0	.
MINOR TOTALS		52-33	3.97	232	92	2	69	1	24	664.2	625	326	293	51	36	247	7	548	48	1	.249

(1) rehab assignment

- Disabling Injuries:** **2021** — Right index finger laceration; disabled Sept. 24 - Oct. 1
Left calf strain; disabled June 29 - July 9
- 2019** — Right elbow impingement; disabled May 21 - Sept. 1
Right elbow soreness; disabled Mar. 28 (retro to Mar. 25) - Apr. 18
- 2018** — Right elbow inflammation; disabled June 30 (retro to June 28) - July 15

2021 SEASON

- ◆ Combined to go 0-2 with a 2.79 ERA (61.1 IP - 19 ER), two saves, 21 holds, 74 strikeouts, a 0.88 WHIP and .164 (35/213) opponents average in 65 total relief appearances.
- ◆ Limited right-handers to a .180 (25/139) average and lefties to a .135 (10/74)...Opponents hit just .167 (10/60) with RISP and .133 (4-30) with RISP/two outs.
- ◆ Recorded sub-1.00 ERAs in May (0.61; 14.2 IP - 1 ER) and August (0.77; 11.2 IP - 1 ER).
- ◆ Made **Cubs** Opening Day roster and struck out the only batter he faced in the season opener vs. Pittsburgh.
- ◆ Allowed 27.0% (10/37) of inherited runners to score...First batters faced went 13/55 (.236) with 18 strikeouts.
- ◆ Owned an 18-game scoreless streak from May 12 - June 20, allowing three hits (66 AB) with 26 SO in 20.1 IP.
- ◆ On June 24 at Dodgers, pitched the 7th inning of Cubs combined no-hitter (first combined no-hitter in franchise history)...Was preceded by Zach Davies (6 IP) and followed by Andrew Chafin (1 IP) an Craig Kimbrel (1 IP).
- ◆ Traded by Cubs to **White Sox** in exchange for minor league LHP Bailey Horn on July 29.
- ◆ Owned an eight-game scoreless streak from July 31 - Aug. 15...Allowed three hits with nine strikeouts in 7.0 IP.
- ◆ Earned first save with the White Sox Aug. 20 at Tampa Bay...Struck out two in a hitless 11th inning.

TEPERA



CAREER HIGHLIGHTS

- ◆ Made Major League debut with Blue Jays on May 10, 2015.
- ◆ Pitched the 7th inning in the first combined no-hitter in Chicago Cubs history on June 24, 2021 at Dodger Stadium...Was preceded by Zach Davies (6 IP) and followed by Andrew Chafin (1 IP) and Craig Kimbrel (1 IP).
- ◆ Has pitched in the postseason in four of his seven MLB seasons.

MAJOR LEAGUE SUMMARY

2020

- ◆ In first season with **Cubs**, held opponents scoreless in 17 of 21 outings and allowed just two HR (89 BF) on the year.
- ◆ Averaged 13.50 strikeouts per 9.0 innings...Held left-handed batters to a .188 average (6/32) with a .638 OPS... Allowed just three hits in 46 at-bats (.065) when reaching two strikes in a count.
- ◆ Posted a 1.64 ERA (11 IP - 2 ER) in 10 games at Wrigley compared with a 6.52 ERA (9.2 IP - 7 ER) in 11 road games.
- ◆ After allowing three runs in his first two outings, pitched to a 2.89 ERA (18.2 IP - 6 ER) in his final 19 outings.
- ◆ Recorded at least one strikeout in a career-high 15-consecutive appearances from Aug. 14-Sept. 22.
- ◆ Received a 10th place vote in National League MVP balloting, ultimately finishing tied for 18th in the poll.

2019

- ◆ Limited to 23 relief appearances with **Blue Jays** due to a right elbow impingement that sidelined him from mid-May through the end of August.
- ◆ Returned from injured list in September to post a 3.38 ERA (10.2 IP - 4 ER) in 11 outings...Had a 6.55 ERA (11 IP - 8 ER) in 12 outings prior to being placed on the injured list.
- ◆ Posted a 2.57 ERA (7 IP - 2 ER) in seven rehab games between Single-A **Dunedin** and Triple-A **Buffalo**.

2018

- ◆ Recorded a career-high 19 holds and seven saves in 68 games for **Blue Jays**...Went 5-5 with a 3.62 ERA (64.2 IP - 26 ER).
- ◆ Had a 2.25 ERA (36 IP - 9 ER) in 38 home games, compared with a 5.34 ERA (28.2 IP - 17 ER) in 30 road games.
- ◆ Limited righties to a .212 average (29/137) and a .297 OBP.
- ◆ Placed on the disabled list from June 28 - July 14 with right elbow inflammation, marking his first career DL stint.
- ◆ Posted a 1.80 ERA (15 IP - 3 ER) over his final 18 appearances.

2017

- ◆ Went 7-1 with 18 holds, two saves and a 3.59 ERA (77.2 IP - 31 ER) in a career-high 73 relief outings with **Blue Jays**...Also set career marks in wins, innings, strikeouts (81), SO/9 (9.39) and opponent OPS (.633).
- ◆ Among A.L. relievers, ranked tied for fourth in wins (7) and tied for fifth in innings pitched (77.2).
- ◆ Held left-handed hitters to a .196 average (20/102) and kept opponents to a .205 average overall (57/278).
- ◆ Threw a career-high 3.1 innings while recording a personal-best five strikeouts on Apr. 30 vs. Tampa Bay.
- ◆ Posted a then-career-best scoreless streak of 19.0 innings from Apr. 30 - May 27.
- ◆ Struck out at least one batter in a then-career-best 13 consecutive outings from June 7 - July 9.

2016

- ◆ Had seven stints with **Blue Jays**, setting a club record...Went 0-1 with a 2.95 ERA (18.1 IP - 6 ER) in 20 relief outings.
- ◆ Over his final 17 appearances with the Jays, recorded a 1.69 ERA (16 IP - 3 ER) while striking out 17 batters.
- ◆ In 37 outings with Triple-A **Buffalo**, posted a 2.58 ERA (45.1 IP - 13 ER), while limiting opposing hitters to a .205 average (33/161)...Over his final 13 appearances with Buffalo (July 7 - Aug. 31), surrendered only two earned runs over 14.1 innings (1.26 ERA).

2015

- ◆ Made his Major League debut with **Blue Jays** May 10 vs. Boston...Totaled three stints with Toronto...Pitched to a 3.27 ERA (33 IP - 12 ER) in 32 Major League relief outings.
- ◆ Posted a 0.88 WHIP with Toronto...Allowed just 23 hits and six walks in 33.0 innings.
- ◆ His .137 average vs. lefties (7/51) was best on the team and fourth-best in A.L. (min. 50 AB).
- ◆ Was 3-1 with a 1.06 ERA (34 IP - 4 ER) in 21 relief outings with Triple-A **Buffalo**.

POSTSEASON SUMMARY

- ◆ Made postseason debut in **2015** with **Blue Jays** during Game 4 of ALCS vs. Kansas City...Was added to Toronto's postseason roster during ALDS as an injury replacement for LHP Brett Cecil, but did not appear in Division Series.
- ◆ In **2016** with **Blue Jays**, was on Wild Card Game roster, but did not pitch in the game...Retired both of his two batters faced in Game 1 of ALDS vs. Texas in only appearance of the series...Was on ALCS roster but did not pitch.
- ◆ Returned to postseason in **2020** with **Cubs**, facing three batters (2 SO, 1 BB) in Game 1 at Wrigley Field in only appearance of series.
- ◆ In **2021** with **White Sox**, pitched in three games during ALDS vs. Houston, allowing one run in 4.2 IP...Worked 2.0 perfect innings with three strikeouts in Game 3 in Chicago.



2022 LOS ANGELES ANGELS



WILD CARD TOTALS

Year	Club, Opp.	W-L	ERA	G	GS	CG	SHO	SV	IP	H	R	ER	BB	SO
2016	TOR, BAL				<i>Did not pitch</i>									
2020	CHC, MIA	0-0	0.00	1	0	0	0	0	0.2	0	0	0	1	2

DIVISION SERIES TOTALS

Year	Club, Opp.	W-L	ERA	G	GS	CG	SHO	SV	IP	H	R	ER	BB	SO
2015	TOR, TEX				<i>Did not pitch</i>									
2016	TOR, TEX	0-0	0.00	1	0	0	0	0	0.2	0	0	0	0	0
2021	CWS, HOU	0-0	1.93	3	0	0	0	0	4.2	2	1	1	0	3
Totals		0-0	1.69	4	0	0	0	0	5.1	2	1	1	0	3

LEAGUE CHAMPIONSHIP SERIES TOTALS

Year	Club, Opp.	W-L	ERA	G	GS	CG	SHO	SV	IP	H	R	ER	BB	SO
2015	TOR, KC	0-0	21.60	1			0	0	1.2	5	4	4	2	0
2016	TOR, CLE				<i>Did not pitch</i>									

NOTABLE MINOR LEAGUE AWARDS AND HONORS

- ◆ **2013** Eastern League Pitcher of the Week (July 15-21).

CAREER TRANSACTIONS

- ◆ June 9, 2009...Selected by **Blue Jays** in 19th round of First-Year Player Draft (signed July 1, 2009).
- ◆ Dec. 20, 2019...Signed by **Cubs** to one-year contract.
- ◆ Mar. 2, 2021...Signed by **Cubs** to one-year contract.
- ◆ July 29, 2021...Traded by **Cubs** to **White Sox** for LHP Bailey Horn.
- ◆ Mar. 19, 2022...Signed by **Angels** to two-year contract.

PERSONAL/MISC

- ◆ Dennis Ryan Tepera...On Twitter: @RTepera.
- ◆ Married his wife, Chelsea, on Dec. 11, 2021.
- ◆ Represented Blue Jays in 2012 Arizona Fall League.
- ◆ Graduated from Brazoswood HS (TX) and attended Sam Houston State University (TX).
- ◆ Originally signed by Blue Jays scout Aaron Jerslid.

MAJOR LEAGUE HITTING TOTALS

	AVG	AB	R	H	2B	3B	HR	RBI	SH	SF	HBP	BB	IBB	SO	SB	CS	GDP	SLG	OBP
CAREER	.000	1	0	0	0	0	0	0	0	0	0	0	0	1	0	0	0	.000	.000

CAREER FIELDING

POS	PCT	G	PO	A	E	TC	DP
P	.917	302	8	36	4	48	1

TEPERA'S CAREER HIGHS

	SEASON	GAME
Wins	7 — 2017	SO — 5 — 4/30/17 vs. TB
Losses	5 — 2015	IP — 3.1 — 4/30/17 vs. TB
ERA	2.50 — 2021	R — 8 — 5 times; last, 6/28/21 at MIL
IP	77.2 — 2017	ER — 4 — 4 times; last, 6/28/21 at MIL
SO	81 — 2017	BB — 3 — Twice; 8/30/20 at CIN
Saves	7 — 2018	H — 5 — 8/26/20 at DET

TEPERA



CATCHER



MATT THAISS

#12

BORN: MAY 6, 1995

OPENING DAY AGE: 26

BIRTHPLACE: JACKSON, NJ

RESIDES: JACKSON, NJ

MLB SERVICE: 162 DAYS

ACQUIRED: SELECTED BY ANGELS IN FIRST ROUND (16TH OVERALL) OF 2016 FIRST-YEAR PLAYER DRAFT

SIGNED THRU: 2022; UNDER CLUB CONTROL; 2/3 OPTIONS USED

HEIGHT: 6-0 **WEIGHT:** 215 **BATS:** L **THROWS:** R

THAISS' LIFETIME PLAYING RECORD

Year	Club	AVG	G	AB	R	H	2B	3B	HR	RBI	SH	SF	HBP	BB	IBB	SO	SB	CS	GDP	SLG	OBP	E
2016	Orem	.338	15	65	16	22	7	1	2	12	0	0	2	4	0	4	2	4	1	.569	.394	3
	Burlington	.276	52	199	24	55	12	3	4	31	1	2	2	22	1	28	1	0	5	.427	.351	8
2017	Inland Empire	.265	84	336	46	89	13	4	8	48	0	2	7	40	1	59	4	3	10	.399	.353	7
	Mobile	.292	49	178	29	52	14	0	1	25	0	4	2	37	3	50	4	3	3	.388	.412	2
2018	Mobile	.287	40	157	24	45	10	2	6	25	0	2	1	16	0	35	2	1	6	.490	.352	1
	Salt Lake	.277	85	368	54	102	24	6	10	51	0	3	1	28	0	68	6	3	11	.457	.328	8
2019	Salt Lake	.274	79	310	63	85	17	2	14	49	0	2	1	59	0	64	1	0	7	.477	.390	9
	LAA	.211	53	147	17	31	7	0	8	23	0	0	0	17	0	52	0	0	4	.422	.293	7
2020	LAA	.143	8	21	3	3	0	0	1	1	0	0	0	4	0	8	0	0	1	.286	.280	1
2021	Salt Lake	.280	101	379	71	106	23	4	17	69	0	4	6	60	3	92	2	1	8	.496	.383	11
	LAA	.143	3	7	1	1	0	0	0	0	0	0	0	1	0	1	0	0	0	.143	.250	0
MAJOR TOTALS		.200	64	175	21	35	7	0	9	24	0	0	0	22	0	61	0	0	5	.394	.289	8
MINOR TOTALS		.279	505	1992	327	556	120	22	62	310	1	19	22	266	8	400	22	15	51	.455	.367	56

2021 SEASON

- ◆ Spent majority of season with Triple-A **Salt Lake** where he paced the Club in doubles, runs and walks and ranked second in hits and RBI (T2nd).
- ◆ Defensively, played a majority of games at catcher...Marked first appearances as a catcher since college... Was drafted as a catcher from the University of Virginia...27 stolen bases were the fewest allowed by a backstop in Triple-A West (min. 50 G caught).
- ◆ Saw action during three games in two stints with the **Angels**, going 1-for-7.
- ◆ Following Spring Training, was assigned to the Club's **Alternate Training Site** in Tempe, AZ.

MAJOR LEAGUE SUMMARY

2020

- ◆ Spent time with both the **Angels** and at the Club's **Alternate Training Site** in Long Beach, CA...In eight big league games, saw action at five different positions: first base (2 G), second base (1 G), third base (1 G), left field (1 G) and DH (2 G).
- ◆ Started game Sept. 8 at Texas at second base...Marked first game at any professional level at second base... The following day, saw first big league action in the outfield, starting the contest in left field...Was also first contest at any level (Major or minors) in the outfield.

2019

- ◆ Started season with Triple-A **Salt Lake**...Played 79 games with Bees before being promoted to **Angels** for remainder of season...Made Major League debut July 3 at Texas going 1-for-3 with a double and a run...Hit first Major League homer July 14 vs. Seattle.
- ◆ Registered two 4-RBI performances: Aug. 18 vs. Chicago (A.L.) and one Sept. 29 vs. Houston.
- ◆ Had first career multi-HR game July 28 vs. Baltimore, which included walk-off homer in 9th inning off Mychal Givens...Also hit two home runs Sept. 29 vs. Houston to become third Angels player with two multi-HR games within first 60 career games (also, Wally Joyner and Mike Napoli).
- ◆ Received Fred Haney Award as Angels outstanding rookie during Spring Training.

THAISS



NOTABLE MINOR LEAGUE AWARDS AND HONORS

- ◆ 2019 Angels *MiLB.com* Organizational All-Star
- ◆ 2018 Angels *MiLB.com* Organizational All-Star
- ◆ 2017 Angels *MiLB.com* Organizational All-Star...Arizona Fall League Rising Stars Game selection.
- ◆ 2016 Angels *MiLB.com* Organizational All-Star

CAREER TRANSACTIONS

- ◆ June 8, 2013...Selected by **Red Sox** in 32nd round of 2013 First-Year Player Draft (did not sign).
- ◆ June 9, 2016...Selected by **Angels** in first round (16th overall) of 2016 First-Year Player Draft (signed June 14, 2016).

PERSONAL/MISC

- ◆ Matthew Kevin Thaiss (THICE...rhymes with 'ICE')...Originally signed by Angels scout Nick Gorneault.
- ◆ On Twitter: @Matt_Thaiss
- ◆ Designated as Angels #8 prospect for 2018 & 2019 by *Baseball America*..Named as Angels #2 prospect for 2017 season by *Baseball America*.
- ◆ 2016 marked first professional season after first-round selection (16th overall) in June Amateur Draft... Second New Jersey native to be selected in first round by Angels, joining OF Mike Trout (25th overall in 2009).
- ◆ Played collegiately for the University of Virginia where he helped lead Cavaliers to College World Series Finals in both 2014 and 2015, including first national championship in school history in 2015...Named 2016 Second Team All-American by *Baseball America*, his second straight season with All-American honors...Semi-finalist for Dick Hower Trophy (College Baseball Player of the Year) and Johnny Bench Award (top collegiate catcher).
- ◆ In 2013, selected by Boston in the 32nd round (did not sign) out of Jackson Memorial High School (Jackson Township, NJ) where he was twice named First-Team All-State... Batted .343 with 17 homers and 70 RBI in high school career...Named First-Team All-Shore Conference three times...Named to High Honor Roll all four years.

MISCELLANEOUS STATS

TWO-HR GAMES (2)

Sept. 29, 2019 vs. HOU

July 28, 2019 vs. BAL

CAREER WALK-OFF HITS / RBI (1)

July 28, 2019 vs. BAL (solo HR; 9th)

CAREER FIELDING

POS	PCT	G	PO	A	E	TC	DP
1B	1.000	17	111	7	0	118	4
2B	.750	1	0	3	1	4	0
3B	.909	44	16	54	7	77	5
OF	1.000	1	1	0	0	1	0



THAISS





DILLON THOMAS

#39

BORN: DEC. 10, 1992
BIRTHPLACE: HOUSTON, TX
MLB SERVICE: 8 YEARS
ACQUIRED: SIGNED AS MINOR LEAGUE FREE AGENT, DEC. 13, 2021
SIGNED THRU: 2022; SIGNED ONE-YEAR CONTRACT; 1/3 OPTIONS USED

OPENING DAY AGE: 29
RESIDES: HOUSTON, TX

HEIGHT: 6-1 **WEIGHT:** 215 **BATS:** L **THROWS:** L

NON-ROSTER INVITEE

THOMAS' LIFETIME PLAYING RECORD

Year	Club	AVG	G	AB	R	H	2B	3B	HR	RBI	SH	SF	HBP	BB	IBB	SO	SB	CS	GDP	OBP	SLG	E
2011—	Casper	.328	15	58	12	19	2	0	1	7	0	0	0	3	0	18	2	1	0	.361	.414	0
2012—	Tri-City	.214	24	84	11	18	3	0	0	4	0	0	3	14	0	26	6	3	2	.347	.250	0
2013—	Asheville	.255	90	330	31	84	14	3	3	36	2	0	0	26	0	84	10	12	8	.309	.342	6
2014—	Tri-City	.209	18	67	8	14	4	0	2	9	0	0	0	3	0	22	2	2	1	.243	.358	1
	Asheville	.318	32	126	15	40	10	1	1	10	0	0	3	5	1	38	8	3	6	.358	.437	0
2015—	Modesto	.248	113	399	44	99	21	7	6	49	9	2	5	22	0	143	17	8	9	.294	.381	6
2016—	Hartford	.289	111	374	39	108	37	1	4	46	2	4	11	28	0	97	13	8	13	.353	.425	1
2017—	Hartford	.229	83	271	33	62	14	1	6	37	0	2	6	23	1	101	9	5	1	.301	.354	5
	Lancaster	.240	12	50	7	12	1	0	1	3	0	0	1	2	0	18	6	0	2	.283	.320	1
	Albuquerque	.000	3	2	0	0	0	0	0	1	0	1	0	0	0	0	0	0	0	.000	.000	0
2018—	Texas (Ind.)	.333	80	291	56	97	37	1	13	54	0	2	9	36	4	71	14	2	-	.420	.601	5
	Carolina	.293	13	41	7	12	2	0	0	5	0	1	3	11	0	17	1	1	1	.464	.342	0
2019—	Biloxi	.265	131	449	62	119	25	6	13	71	0	3	11	41	1	132	22	11	10	.339	.434	4
2020—																						
		<i>DID NOT PLAY - No Minor League Season</i>																				
2021—	Tacoma	.269	94	335	68	90	19	1	13	47	0	1	18	41	1	117	12	1	5	.377	.448	4
	SEATTLE	.111	4	9	2	1	0	0	0	2	0	0	0	0	0	7	0	0	0	.111	.111	0
MAJOR TOTALS		.111	4	9	2	1	0	0	0	2	0	0	0	0	0	7	0	0	0	.111	.111	0
MINOR TOTALS		.262	739	2586	337	677	152	20	50	325	13	14	61	219	4	813	108	55	58	.332	.394	11

2021 SEASON

- ◆ Began season with Triple-A **Tacoma** and hit .338 (27/80) with 22 runs scored, 5 doubles, 6 home runs, 19 RBI, 12 walks and 4 stolen bases in 25 games before being promoted to Seattle.
- ◆ Made Major League debut with **Mariners**, June 9 at Detroit, going 1-for-5 with two runs scored and two RBI.
- ◆ Ultimately totaled four games for Seattle across two Major League stints.

CAREER HIGHLIGHTS

- ◆ Made Major League debut June 9, 2021 with Seattle.
- ◆ 2019 Southern League Mid-Season All-Star.
- ◆ 2016 Eastern League Mid-Season All-Star.

CAREER TRANSACTIONS

- ◆ June 7, 2011...Selected by **Rockies** in fourth round of First-Year Player Draft (signed July 27, 2011).
- ◆ Aug. 21, 2018...Signed as minor league free agent with **Brewers**.
- ◆ Dec. 3, 2019...Signed as minor league free agent with **Athletics**.
- ◆ Dec. 13, 2021...Signed as minor league free agent with **Angels**.

PERSONAL/MISC

- ◆ Dillon Everett Thomas.
- ◆ Graduated from Westbury Christian School (Houston, TX).
- ◆ In 2018, spent the majority of season with the Independent Texas AirHogs in the American Association.



OUTFIELDER



MIKE TROUT

#27

BORN: AUG. 7, 1991

BIRTHPLACE: VINELAND, NJ

MLB SERVICE: 10YEARS, 70 DAYS

ACQUIRED: SELECTED IN THE FIRST ROUND (25TH OVERALL) OF THE 2009 FIRST-YEAR PLAYER DRAFT

SIGNED THRU: 2030; SIGNED 12-YEAR EXTENSION, MAR. 20, 2019

OPENING DAY AGE: 30

RESIDES: MILLVILLE, NJ

HEIGHT: 6-2 **WEIGHT:** 235 **BATS:** R **THROWS:** R

TROUT'S LIFETIME PLAYING RECORD

Year	Club	AVG	G	AB	R	H	2B	3B	HR	RBI	SH	SF	HBP	BB	IBB	SO	SB	CS	GDP	SLG	OBP	E
2009	—Angels (AZL)	.360	39	164	29	59	7	7	1	25	3	2	0	18	0	28	13	2	2	.506	.418	1
	Cedar Rapids	.267	5	15	1	4	0	0	0	0	1	0	0	0	0	6	0	0	0	.267	.421	0
2010	—Cedar Rapids	.362	81	312	76	113	19	7	6	39	2	1	7	46	2	52	45	9	1	.526	.454	0
	R. Cucamonga	.306	50	196	30	60	9	2	4	19	5	3	1	27	1	33	11	6	2	.434	.388	1
2011	—Arkansas	.326★	91	353	82	115	18	13★	11	38	4	1	9	45	1	76	33★	10	2	.544	.414★	1
	LAA	.220	40	123	20	27	6	0	5	16	0	1	2	9	0	30	4	0	2	.390	.281	2
2012	—Salt Lake	.403	20	77	21	31	4	5	1	13	1	3	1	11	0	16	6	1	1	.623	.467	0
	LAA	.326	139	559	129★	182	27	8	30	83	0	7	6	67	4	139	49★	5	7	.564	.399	4
2013	—LAA	.323	157	589	109★	190	39	9	27	97	0	8	9	110★	10	136	33	7	8	.557	.432	2
2014	—LAA	.287	157	602	115★	173	39	9	36	111★	0	10	10	83	6	184★	16	2	6	.561	.377	3
2015	—LAA	.299	159	575	104	172	32	6	41	90	0	5	10	92	14	158	11	7	11	.590★	.402	0
2016	—LAA	.315	159	549	123★	173	32	5	29	100	0	5	11	116★	12	137	30	7	5	.550	.441★	4
2017	—LAA	.306	114	402	92	123	25	3	33	72	0	4	7	94	15★	90	22	4	8	.629★	.442★	1
	Inland Empire (I)	.222	4	9	5	2	1	1	0	0	0	0	1	4	0	2	0	0	1	.556	.500	0
2018	—LAA	.312	140	471	101	147	24	4	39	79	0	4	10	122★	25★	124	24	2	5	.628	.460★	0
2019	—LAA	.291	134	470	110	137	27	2	45	104	0	4	16	110	14	120	11	2	5	.645	.438	4
2020	—LAA	.281	53	199	41	56	9	2	17	46	0	4	3	35	4	56	1	1	1	.603	.390	0
2021	—LAA	.333	36	117	23	39	8	1	8	18	0	0	2	27	5	41	2	0	0	.624	.466	0
MAJOR TOTALS		.305	1288	4656	967	1419	268	49	310	816	0	52	86	865	109	1215	203	37	58	.583	.419	20
MINOR TOTALS		.341	2290	1126	244	384	58	35	23	134	16	10	21	155	4	213	108	28	9	.516	.426	3

★ led or tied for league lead

(1) rehab assignment

Disabling Injuries: 2021 — Right calf strain; disabled May 18 - end of season

2018 — Right wrist inflammation; disabled Aug. 9 (retro to Aug. 6) - 24

2017 — Left thumb ligament injury; disabled May 29 - July 14

2021 SEASON

- ◆ In 11th season with the **Angels**, limited to 36 games due to a right calf strain...initially suffered the injury running the bases May 17th vs. Cleveland...At the time of the injury, was leading the Majors in OPS OBP, ranked fourth in slugging (led A.L.) and fifth in average (min. 145 PA).
- ◆ Finished April with a slash line of .425/.523/.781, becoming the first player to post those totals in any month (min. 75 PA) since Lance Berkman in May 2008 and the first A.L. player since Bernie Williams in June 2001...Just four other players have posted those totals in March/April: Barry Bonds (1993 & 2004), Larry Walker (1997), Paul O'Neill (1994) and Tony Perez (1970).
- ◆ Tallied 1,409th career hit April 28th vs. Texas to pass Jim Fregosi for 5th on the franchise all-time hit list...Drove in 800th career RBI April 2nd...One of four Halos all-time to reach the mark.
- ◆ Named an All-Star for the ninth straight season and eighth as a starter...*For more information, see All-Star section in Career Summary.*

VIEW FROM ABOVE

Trout's rankings in franchise history

Category	Total	Place
Hits	1,419	5th
Runs	967	3rd
Home runs	310	1st
Doubles	268	5th
Triples	49	3rd
RBI	816	4th
Walks	865	3rd
Stolen Bases	203	2nd
Games	1,288	6th

TROUT



CAREER SUMMARY

- ◆ Three-time A.L. MVP (2019, 2016 & 2014), nine-time All-Star and 2012 A.L. Rookie of the Year owns a .305 average (1419/4656) with 268 doubles, 49 triples, 310 home runs, 816 RBI and 203 stolen bases in 1,288 career games.
- ◆ Received third American League MVP honors in 2019 to become the 11th player in Major League history to capture MVP honors three times and sixth American Leaguer to do so... Became the first three-time winner since Albert Pujols (2009, 2008 and 2005)...In 2016, at 25 years and 56 days old at the end of the that campaign, became the third-youngest player ever to win the award multiple times, behind only Detroit's Hal Newhouser (24 years, 133 days) and Cincinnati's Johnny Bench (24 years, 302 days)...Named unanimous winner of the 2014 American League Most Valuable Player Award...Third Halo to win the award along with Vladimir Guerrero (2004) and Don Baylor (1979).
- ◆ Has finished second in A.L. MVP race in 2012, 2013, 2015 and 2018...From 2012-2016, became just the second player all-time to finish in the Top 2 of the MVP race in five consecutive seasons, joining Barry Bonds...Is one of four players to finish second in the MVP vote at least four times during their careers: Stan Musial (4 times), Ted Williams (4), Albert Pujols (4).
- ◆ Unanimous winner of the 2012 American League Rookie of Year...Became first player in Major League history to steal 45 bases, score 125 runs and hit 30 home runs in a single season.
- ◆ Named Angels Team MVP nine of last 10 seasons...Is the first Halo to win the award in nine times at any point in career.
- ◆ Tabbed as a Louisville Silver Slugger eight times: 2012, 2013, 2014, 2015, 2016, 2018, 2019 and 2020...Is the first Angel to win the award more than four times...Is the first player to win the award eight times by their age-28 season and fifth player to win at least eight Silver Sluggers in the American League, joining Alex Rodriguez (10), Manny Ramirez (9), Cal Ripken Jr. (8) and Wade Boggs (8)...Is the third Major Leaguer to win the award eight times as an outfielder, joining Barry Bonds (12) and Ramirez (8)...Was first player in American League history to win the award in each of his first six full big league seasons and just the second Major Leaguer to accomplish the feat (Mike Piazza won award in each of first 10 full seasons).

REELING THEM IN

A GLANCE AT SOME OF TROUT'S NOTABLE AWARDS...

- 3X A.L. MOST VALUABLE PLAYER
- 2012 A.L. ROOKIE OF THE YEAR
- 9X ALL-STAR
- 2X ALL-STAR GAME MVP
- 9X ANGELS TEAM MVP
- 8X LOUISVILLE SILVER SLUGGER AWARD

A VALUABLE LESSON

TROUT'S A.L. MVP VOTING FINISHES

Year	MVP Finish	Year	MVP Finish
2012	2nd	2017	4th
2013	3rd	2018	2nd
2014	1st	2019	1st
2015	2nd	2020	5th
2016	1st		

HOME RUNS

- ◆ During Game 1 of the Sept. 5, 2020 doubleheader with Houston, connected for 300th career home run of career, setting a new franchise record (formerly 299 HR by Tim Salmon).
- ◆ 310 career home runs are good for sixth in A.L. history thru a player's age-29 season.
- ◆ In 2019, became the 17th player in AL history with two 40-homer campaigns prior to their age-28 season & first since Alex Rodriguez (6 straight, 1998-03).
- ◆ Also in 2019, joined Alex Rodriguez and Jimmie Foxx as the only players in American League history to hit 30 home runs six-or-more times before their age-28 season...Also joined Eddie Mathews as the only players ever to amass seven seasons of 20+ home runs prior to their age-28 campaigns.

RBI

- ◆ 816 career RBI rank fourth in franchise history...Tallied 800th career RBI April 2, 2021.
- ◆ Drove in 700th career RBI as part of a career-high seven-RBI effort on June 19, 2019 in Toronto...Is the seventh player all-time to tally 700 RBI and 900 runs before their age-28 season: Alex Rodriguez, Mel Ott, Mickey Mantle, Joe Kelley, Jimmie Foxx, George Davis.
- ◆ Logged 600th career RBI April 11, 2017.
- ◆ Drove in 500th career RBI April 11, 2017...Was the 13th player in franchise history to reach the mark.

FISH FACT

Mike Trout is the first player ever voted as the unanimous winner of both the A.L. Rookie of the Year and A.L. MVP awards.

RUNS

- ◆ Led A.L. in runs scored in 2012 (129), 2013 (109), 2014 (115) and 2016 (123)...Just the 11th player (12th occurrence) to ever lead the A.L. in runs scored in three straight seasons and the first since Mickey Mantle from 1956-58.
- ◆ His 967 career runs rank ninth all-time by an American Leaguer before their age-30 campaign.

TROUT





- ◆ Scored at least 100 runs seven of 10 full seasons (only player in franchise history with more than two such seasons)...One of four players ever with seven campaigns of 100 R & 25 HR by their age-28 season.
- ◆ Played in 500th career game Apr. 13, 2015...Since 1960, his 378 runs scored rank fifth by a Major Leaguer in their first 500 career games, trailing Hanley Ramirez (392), Albert Pujols (389), Bobby Bonds (388) and Kenny Lofton (380)... Joined Joe DiMaggio (467 R/120 HR), Ted Williams (458 R/108 HR), Chuck Klein (439 R/125 HR) and Albert Pujols (389 R/121 HR) as the only players since 1914 to score 375 runs and hit at least 95 home runs in their first 500 career games.

STOLEN BASES

- ◆ Stole 200th career base Aug. 31, 2019...Is the second player in franchise history (Chone Figgins, 280 SB) to reach the 200-steal mark.
- ◆ Stole 150th career base May 14, 2017.
- ◆ Led the A.L. in stolen bases in 2012 (49), in walks in 2013 (110), 2016 (116) and 2018 (122), and RBI in 2014 (111)...First player to have led his league in all three of those categories at any point during career.

SPEED AND POWER

- ◆ Is the first player in baseball history to tally 200 home runs and 200 stolen bases in his age-27 season or younger.
- ◆ According to STATS, at 25 years, 280 days (May 14, 2017), was the youngest player ever to amass 150 home runs and 150 stolen bases in a career, surpassing Alex Rodriguez's previous mark of 26 years, 54 days...Is just the second player in history to tally 200 home runs and 150 stolen bases before their age-26 season: Alex Rodriguez.
- ◆ Is the only player ever to amass three years of 25 HR/30 SB (2012-13 & 2016) prior to their age-25 season...The three 25 HR/30 SB seasons are tied for the most all-time by a center fielder: Willie Mays, Eric Davis and Carlos Beltran.
- ◆ Hit his 100th and 101st home runs of career on Apr. 17, 2015... At 23 years and 253 days old, became youngest player ever to reach the 100 HR/100 SB plateau (previously Alex Rodriguez at 23 years 309 days)...Joins Darin Erstad as only Angels to accomplish feat.
- ◆ According to STATS, is the second player in Major League history to reach 25+ home runs, 5+ triples and 10+ stolen bases in five consecutive seasons (2012-16), joining Willie Mays (6 straight, 1955-60).
- ◆ Is the youngest player in MLB history to post back-to-back 20-HR/30-SB campaigns (2012-13)...Fastest player to reach 50-HR/50-SB mark in American League history (266 games).

WALK 'IN CLINIC

Trout is just 13th player to lead the American League in walks in three different seasons and first since Jason Giambi ('00, '01, '03 & '05).

ALL-STAR GAME

- ◆ 2021 marked ninth career All-Star Game and was tabbed as a starter for the eighth consecutive season...Is the first Major League player to be voted in by the fans as a starter in eight straight All-Star Games since Alex Rodriguez (nine straight; 2000-08) - ELIAS... Also became the ninth player in A.L. history to earn eight fan elections with one organization, joining Cal Ripken Jr. (BAL, 17), George Brett (KC, 11), Ken Griffey Jr. (SEA, 10), Rod Carew (MIN, 9), Derek Jeter (NYY, 9), Ichiro Suzuki (SEA, 9), Iván Rodríguez (TEX, 9) and David Ortiz (BOS, 8)...Elected a starter in 2017 but was not able to play due to injury.
- ◆ Has set franchise records for most All-Star Game selections (9) and starts (8).
- ◆ Is 7-for-17 (.411) in seven career All-Star Games with two doubles, one triple, two home runs, four RBI and three walks...With 2018 homer, joined Willie Mays and Joe Morgan as the only players with a hit in each of their first six All-Star Games...Is one of three American League players to have hit multiple All-Star Game home runs before turning 27, joining Al Kaline and Mickey Mantle...Is one of four A.L. players to have at least five career extra-base hits in the All-Star Game joining Ted Williams (7), Dave Winfield (5) and Cal Ripken Jr. (5).

MISC.

- ◆ Logged 1,000th career hit Aug. 7, 2017...Became the 10th American League player ever with 1,000 hits prior to his age-26 season: Ty Cobb, Al Kaline, Alex Rodriguez, Robin Yount, Jimmie Foxx, Buddy Lewis, Mickey Mantle, Ken Griffey Jr. and Stuffy McInnis.
- ◆ On May 21, 2013, became youngest player in A.L. history to hit for the cycle...Also was sixth Angel (7th occurrence) to turn the trick and first since Chone Figgins, Sept. 16, 2006.
- ◆ He and Willie Mays (1957-58) are only players in MLB history with two seasons of a .320 average, 25 homers and 30 steals at any point in their career.



MAJOR LEAGUE SUMMARY

2020

- ◆ In 10th big league season (ninth full) with the **Angels**, became the organization's all-time home run leader, passing Tim Salmon (299)...*For more info, see 2020 Home Run Section.*
- ◆ Finished in the Top 10 in the A.L. in several offensive categories: home runs (T3rd), RBI (T3rd), runs (4th), OBP (4th), slugging (4th), OPS (.993; 3rd), walks (6th), extra-base hits (28; T3rd) and total bases (120; 4th).
- ◆ Finished fifth in the American League Most Valuable Player voting with 172 points, (Jose Abreu, 374 points)...Has finished in the Top 5 every year since rookie campaign.
- ◆ Extended his franchise record after winning his eighth Louisville Silver Slugger award...*For more info, see Career Summary Section.*
- ◆ Played flawless defense in the outfield across an entire season for the third time in career.
- ◆ Tabbed as Angels nominee for 2020 Roberto Clemente Award on September 3rd, which recognizes the player who best represents baseball through extraordinary character, community involvement, philanthropy and positive contributions, both on and off the field...He and his wife Jessica, collaborated with the sports apparel brand Tiny Turnip to design a special t-shirt with proceeds helping to support the American Foundation for Suicide Prevention.

DECLARATION OF WAR

Owns three 10+ WAR campaigns, the most by a player in their first seven full seasons in baseball history...The Halo center fielder already has a higher career bWAR (76.9) than Hall of Famers Paul Molitor (76.1) Reggie Jackson (74.0), Frank Thomas (73.8), Jim Thome (72.9), Larry Walker (72.7) and Derek Jeter (72.4) among others.

HOME RUNS

- ◆ Led the team in home runs for the fourth consecutive season and sixth time in last seven seasons...17 homers were tied for third in the A.L. and tied for fourth in the Majors.
- ◆ Clubbed 300th home run of career Sept. 5 vs. Houston (Game 1)...Homer set a new franchise record, surpassing Tim Salmon's previous mark of 299...Home run came in 1,235th career game...The 300 home runs are tied with Jose Canseco for the 9th most in A.L. history through a players first 1,235th game (1st, Juan Gonzalez, 335).

2019

- ◆ Completed ninth big league season (eighth full) with the **Angels** by capturing his third career American League Most Valuable Player Award (2019, 2016 & 2019)...Finished 20 points ahead of second-place finisher Alex Bregman (335)... Garnered 17 first-place votes and 13 second-place votes.
- ◆ Became the 11th player in Major League history to capture MVP honors three times and sixth American Leaguer to do so...The honors were the fifth won by a Halo (Baylor, 1979 and Guerrero, 2004)...*For more info, see Career Summary section.*
- ◆ Led the American League in on-base percentage for the fourth straight year and OPS for the third consecutive season... Also finished the Junior Circuit's Top 10 in home runs (2nd), runs (T6th), RBI (9th), slugging (1st) and walks (2nd).
- ◆ Tabbed as a Louisville Silver Slugger for the seventh time in career...*For more info, see Career Summary Section.*
- ◆ Named an American League All-Star for the eighth consecutive season...*For more info, see All-Star Game section below.*
- ◆ Agreed to a historic 12-year contract extension with the Angels on March 20th.

HOME RUNS

- ◆ Clubbed a career-high 45 home runs...The homers were the second-most in Club history, trailing only Troy Glaus' 47 in 2000...Also marked the most by a Major League center fielder since Andruw Jones' 51 in 2005 and most by an A.L. center fielder since Ken Griffey Jr. in 1999 (48 HR).
- ◆ Set the franchise record for first-half home runs (28 HR), surpassing the previous mark of 26 set by Garret Anderson in 2000 and Mike Trout and Albert Pujols in 2015.
- ◆ Tallied sixth career 30-HR season, establishing a new club record...Previous record was five seasons (Trout, Salmon).

RBI

- ◆ Collected 104 RBI, good for the second-most in a single season of career.
- ◆ Drove in 100 runs for the third time, becoming the fifth player in Club history to reach the mark at least three times: Albert Pujols, Vladimir Guerrero, Troy Glaus and Garret Anderson.

MOST HOME RUNS IN A SEASON IN FRANCHISE HISTORY

Player	Year	HR
Troy Glaus	2000	47
Shohei Ohtani	2021	46
Mike Trout	2019	45
Mike Trout	2015	41
Troy Glaus	2001	41
Albert Pujols	2015	40
Mike Trout	2018	39





RUNS

- ◆ Reached the century mark in runs scored for the seventh time in career...Is just the fifth player all-time (3rd in A.L. history) with seven 100-run campaigns prior to their age-28 season: Alex Rodriguez (8 seasons), Hank Aaron (7), Mickey Mantle (7) and Mel Ott (7).
- ◆ Is the only player in Club history with more than two 100-run seasons...903 career runs scored rank third in franchise history.

WALKS

- ◆ 110 walks ranked second in the American League.
- ◆ Reached the century mark in walks for the fourth time in career...Became the ninth player in A.L. history with four 100-walk campaigns prior to their age-28 season...No other Angel in franchise history had more than two such seasons.

ALL-STAR GAME

- ◆ Named a starter for the American League All-Star team...Extended his Angels record with eight overall All-Star selections and passed Rod Carew for the Club record with seven selections via fan voting...*For more info, see Career Summary section.*

2018

- ◆ In eighth big league season (seventh full) with the **Angels**, finished second in the A.L. Most Valuable Player voting to Boston's Mookie Betts...Marked seventh time in seven full seasons finishing in the Top 4 and sixth time placing first or second (won in 2014 and 2016)...Is one of four players to finish second in the MVP vote at least four times during their careers: Stan Musial (4), Ted Williams (4) and Albert Pujols (4)...According to ELIAS, is one of three players to finish in the Top 3 of the MVP voting six times in a seven-year span, joining Yogi Berra and Albert Pujols.
- ◆ Finished in the Top 10 for the American League in several offensive categories including average (.312, 4th), on-base percentage (.460, 1st), slugging (.628, 3rd), runs (101, 9th), home runs (39, T-4th), stolen bases (24, 9th), walks (122, 1st) and intentional walks (25, 1st).
- ◆ Awarded a Louisville Silver Slugger for the sixth time in career...*For more info, see Career Summary Section.*
- ◆ Per MLB, was the 11th-most popular player jersey according to sales on MLBShop.com.

LIKE MIKE		
Most 25+ HR campaigns in the American League through age 27-year-old season		
Player	Seasons	Team
Mike Trout	8 (2012-18)	LAA
Alex Rodriguez	7 (1952-58)	SEA/TEX
Jimmie Foxx	7 (1956-62)	PHA

HOME RUNS

- ◆ Logged 39 home runs, the second-most of career (41 HR in 2015)...Marked third 35+ home run season, the most in franchise history.
- ◆ Joined Alex Rodriguez, Jimmie Foxx, Jose Canseco and Joe DiMaggio as the only players in American League history to hit 30 home runs five-or-more times before their age-27 season...Also joined Alex Rodriguez and Mickey Mantle as the only A.L. players all-time to amass seven seasons of 20+ home runs prior to their age-27 season.

RBI

- ◆ Drove in 79 RBI in 140 games...Was the fourth player in baseball history and first in franchise annals to log 35+ home runs and drive in fewer than 80 RBI.

RUNS

- ◆ Reached the century mark in runs scored for the sixth time in career...Is just the seventh player all-time (3rd in A.L. history) with six 100-run campaigns prior to their age-27 season: Alex Rodriguez (7 seasons), Albert Pujols (6), Hank Aaron (6), Mickey Mantle (6), Mel Ott (6), Bill Dahlen (6).
- ◆ Six career 100-run seasons are the most in franchise history...No other player has more than two...793 career runs scored rank fifth in franchise history.

200-HR/900-R PRIOR TO AGE-28 SEASON		
Player	HR/R	Teams
Mike Trout	285/903	LAA
Alex Rodriguez	345/1009	SEA/TEX
Mickey Mantle	280/994	NY Yankees
Jimmie Foxx	302/975	PHA

STOLEN BASES

- ◆ Stole 20+ bases for the fifth time in six Major League seasons...One of two players all-time to log four seasons of 25 home runs and 20 stolen bases prior to their age-27 campaign: Darryl Strawberry.

WALKS

- ◆ Led the Junior Circuit in walks (122) for the third time (also, 2013 and 2016)...*For more info, see chart to right.*
- ◆ Set a new single-season franchise record for walks, breaking his old mark of 116 set in 2016...The 122 walks were tied for the eighth-most by a center fielder all-time (since 1871) and the most since Lenny Dykstra's 129 in 1993 with the Phillies.
- ◆ Reached 100 walks, 25 HR and 20 steals in a season for the third time in career (2013 & 2016)...Joins Barry Bonds (7 times), Bobby Abreu (3) & Jeff Bagwell (3) as the only players ever to do so at least three times in career.

TROUT



FIRST HALF

- ◆ Connected for 25 home runs prior to the All-Star Break, one shy of tying the Club record for homers prior to the Midsummer Classic.
- ◆ Joined Jeff Bagwell as the only players ever with 25 home runs, 10 stolen bases and 75 walks prior to the All-Star Break...Also joins Frank Robinson and Eddie Mathews as the only players to hit 25+ home runs in seven seasons prior to their age-27 campaign.
- ◆ Drew 84 walks in the first half...Set the franchise record for first half walks (previous, 62 BB by Brian Downing in '87 and Tim Salmon in '00)...The 84 free passes were the most by an A.L. player before the break since Frank Thomas (84 BB) in 1994.
- ◆ Joined Joe Morgan (1974) as the only players ever to amass 100 H, 80 BB and 15 SB prior to the All-Star Break.

JERSEY BOYS

Trout is one of three players born in the state of New Jersey to win the MVP Award.

Player	Year	Club
Joe Medwick	1937	St. Louis Cardinals
Don Newcombe*	1956	Brooklyn Dodgers
Mike Trout	'14, '16, '19	Los Angeles Angels

* Won MVP and Cy Young

ALL-STAR GAME

- ◆ Named to the American League All-Star team, starting the game in center field...Went 1-for-2 with a home run, an RBI, run scored and a walk...Marked second career home run in the All-Star Game.
- ◆ Nominated as an All-Star for the seventh time in career and a starter for the sixth consecutive season...Set franchise record for most All-Star Game selections and joined Rod Carew (1979-84) as the only Halos to be selected as a starter in six consecutive Midsummer Classics...For more info, see Career Summary Section (eighth bullet point).

DEFENSE

- ◆ One of five Major Leaguers to post a 1.000 fielding percentage (min. 108 G)...Last error came April 6, 2017 (250 consecutive games) and has made just one error in last 336 tilts (spans to June 28, 2016).
- ◆ Per Fangraphs.com, eight defensive runs saved led American League center fielders while his 4.0 UZR was second.

2017

- ◆ Completed seventh big league season (sixth full) with the **Angels** and finished in the Top 10 for the American League in several offensive categories including average (.306, 6th), on-base percentage (.442, 1st), slugging (.629, 1st), walks (94, 3rd) and intentional walks (15, 1st).
- ◆ Finished fourth in the American League Most Valuable Player voting with 197 points, 208 behind winner Jose Altuve...Marks first season finishing outside the Top 2 of the MVP race.
- ◆ Missed 39 games after suffering left thumb ligament injury...Marked first career trip to the D.L...Sustained injury May 28 in Miami sliding into second base...Underwent surgery May 31 to repair torn ulnar collateral ligament and dorsal capsule...At the time of the injury, ranked second in the A.L. in average, third in runs, second in home runs, fourth in RBI, first in walks, first in slugging, first in on-base percentage and first in extra-base hits.
- ◆ Tabbed as an A.L. All-Star for the sixth straight season...Named a starter for the fifth straight campaign...For more info, see Career Summary Section (eighth bullet point).
- ◆ Per MLB, was the 10th-most popular player jersey according to sales on MLBShop.com.

HOME RUNS

- ◆ Hit 200th career home run Sept. 29...Only eighth player in Major League history with 200 home runs before age-26 season: Alex Rodriguez (241), Eddie Mathews (222), Jimmie Foxx (222), Mel Ott (211), Mickey Mantle (207), Frank Robinson (202) and Albert Pujols (201).
- ◆ Joined Alex Rodriguez, Jimmie Foxx, Jose Canseco and Joe DiMaggio as the only players in American League history to hit 30 home runs four-or-more times before their age-26 season.
- ◆ On April 25, homered for the 174th time, passing Vladimir Guerrero for sole possession of fifth in franchise history.
- ◆ Homered on Opening Day for the third time in career and the third time in his last four Opening Day games...Joined Tim Salmon as the only Angels in franchise history to homer in three different Opening Day games.

RBI

- ◆ Drove in 72 RBI in 114 games...Is the sixth player in franchise history to drive in 70 runs while playing 115 games or less and first since Garret Anderson in 2007 (70 RBI in 108 G).
- ◆ Tallied 500th career RBI April 11...Became just the 13th player all-time to tally 500 RBI and 600 runs before his age-26 season and just the sixth in A.L. history, joining Alex Rodriguez, Mickey Mantle, Jimmie Foxx, Joe DiMaggio and Ty Cobb.

RUNS

- ◆ Despite DL stint, scored a team-leading 92 runs, which were tied for 16th in the American League...Was the first A.L. player to score 90+ runs in 115 games or fewer in non-strike-shortened season since Billy Goodman (91 R in 110 G) in 1950.

STOLEN BASES

- ◆ Stole 20+ bases for the fourth time in six Major League seasons...One of two players all-time to log four seasons of 25 home run and 20 stolen bases prior to their age-26 campaign: Darryl Strawberry.

TROUT





WALKS

- ◆ Led the Junior Circuit with 15 intentional walks and ranked third with 94 base on balls.
- ◆ Became the first player since Ferris Fain and Ted Williams in 1955 to walk 90+ times in 115 games or less in non-strike-shortened season and just the fifth ever to accomplish the feat.

2016

- ◆ Named the American League's Most Valuable Player as voted on by the Baseball Writers' Association of America (BBWAA) after leading the Majors in runs (123), walks (116) and OBP (.441) and ranking in the Top-10 in several of the A.L.'s offensive categories including average (5th), triples (T-10th), steals (T-2nd) and slugging (.550; 4th).
- ◆ Received his second MVP award (unanimous winner in 2014) after garnering 19 first-place votes, eight second-place votes and one third-place vote, for a total of 356 points, 45 points ahead of second-place finisher Mookie Betts of the Boston Red Sox (311 points)...For more MVP info, please see Career Summary section.
- ◆ Won fifth consecutive Louisville Silver Slugger Award...For more info, see Career Summary section.
- ◆ Became the first player to lead the A.L. in walks and runs since Trout did so in 2013 (prior to Trout, the last player to lead the A.L. in both categories was Frank Thomas in 1994).
- ◆ Was the only player in the Majors to bat .315 with 100 RBI, 100 R and 100 BB and the first American Leaguer to do so since Miguel Cabrera in 2011...Became the first to boast those numbers in a season before his age-25 campaign since Alex Rodriguez in 2000.
- ◆ Finished the season as one of two American Leaguers to post a .300/.400/.500 slash line (David Ortiz).
- ◆ Joined Ty Cobb (1915) as the only players ever to hit .315, walk 115 times, score 120 runs and steal 30 bases.
- ◆ According to STATS, this year became the second-youngest player with 25 HR, 25 SB and 100 BB in a season...Youngest was Trout in 2013.
- ◆ Became the 12th player in American League history to log a 100-R/100-BB/ 100-RBI season prior to their age-25 campaign: Ted Williams (2 times), Troy Glaus (2), Frank Thomas (2), Mickey Mantle (2), Jimmie Foxx (2), Lou Gehrig (2), Alex Rodriguez (1), John Olerud (1), Reggie Jackson (1), Charlie Keller (1) and Babe Ruth (1).

HOME RUNS

- ◆ Reached the 25-home run mark for the fifth straight season, joining Vladimir Guerrero as only Angels to do so.
- ◆ Talled 15 home runs in the first half of the season for the fourth consecutive year...Is one of six players all-time with four seasons of 15+ homers before the Midsummer Classic before age-25-season or younger: Miguel Cabrera (2004-07), Albert Pujols (2001-04), Alex Rodriguez (1996-00), Orlando Cepeda (1958-62) and Jimmie Foxx (1929-32).

RBI

- ◆ Logged 100th RBI in final at-bat of the season...Eclipsed the 100-RBI mark for the second time in career (111 in 2014).

RUNS

- ◆ Paced the Majors with 123 runs scored...Marked second time in career leading the Majors in runs scored (129 R in 2012) and the fourth time leading the A.L. (2012-14).
- ◆ The 123 runs were the third-most scored by an Angel in a single season, trailing only Trout's franchise-record 129 runs in 2012 and Vladimir Guerrero's 124 runs in 2004.
- ◆ Scored at least 50 runs before the All-Star break for the fifth consecutive season...Joins Alex Rodriguez as the only players to ever accomplish the feat prior to their age-25 season.

WALKS

- ◆ Led the Majors in walks...The 116 walks set a new franchise record, surpassing Tony Phillips' previous mark of 113 in 1995.
- ◆ With 110 walks in 2013, is the 10th player in American League history to record two, 100-walk seasons prior to his age-25 campaign: Rickey Henderson (3 times), Mickey Mantle (3), Ted Williams (3), Troy Glaus (2, with Angels), Frank Thomas (2), Eddie Yost (2), Charlie Keller (2), Jimmie Foxx (2) and Lou Gehrig (2).

ALL-STAR REGISTRY

2-time All-Star Game MVPs

Player	Years
Willie Mays	1963 & 1968
Steve Garvey	1974 & 1978
Gary Carter	1981 & 1984
Cal Ripken Jr.	1991 & 2001
Mike Trout	2014 & 2015

FISH WRAP

After winning his second MVP award in 2016, Trout became the third-youngest player all-time to win multiple MVP awards behind only Hal Newhouser and Johnny Bench. - STATS

RUN WILD

Trout is just the fourth player in MLB history to lead either league in runs four times (2016 & 2012-14) in a five-year-span, joining Babe Ruth, George Burns and Mickey Mantle.

TED TALK

After pacing the A.L. in walks and runs scored in both 2013 and 2016, Trout became the first player since Ted Williams to lead his league in both categories multiple times.



SABERMETRICS

- ◆ Posted a Major League-leading 10.6 Wins Above Replacement (WAR), the second-highest mark of career (10.8 in 2012).
- ◆ Led the American League for the fifth consecutive year, becoming the first player to lead his league WAR for five straight seasons since Babe Ruth.
- ◆ According to *Baseball Reference*, led the league in runs created (148) for the fourth consecutive season...Finished the year leading Jose Altuve (2nd in A.L.) by 13 RC, the largest differential between first and second in A.L. since 2006.

2015

- ◆ Finished in the Top 10 of several of the American League's offensive categories including average (9th), runs (3rd), home runs (T-3rd), walks (92, 3rd), OBP (2nd) and slugging (1st)...One of two Angels to ever lead the league in slugging percentage, joining Bobby Grich in 1981 (.543).
- ◆ Finished second in the A.L. MVP race...Garnered 304 points (seven first-place votes), 81 points behind Toronto's Josh Donaldson...Marked fourth consecutive season finishing in the Top 2 of the A.L. MVP race...Joined Yogi Berra as the only players to accomplish the feat...Is one of five players to finish second in the MVP vote at least three times during their careers: Stan Musial (4 times), Ted Williams (4), Albert Pujols (4) and Mickey Mantle (3).

TROUTSTANDING

Youngest players to hit for cycle in A.L. history

Player	Age	Season	Team
Mike Trout	21 yrs. 288 days	2013	Angels
Alex Rodriguez	21 yrs. 313 days	1997	Mariners
Jim Fregosi	22 yrs. 115 days	1964	Angels

HOME RUNS

- ◆ One of 11 American Leaguers to hit 40 home runs in a season prior to their age 24-year-old campaign and first Angel since Troy Glaus did so in 2000 (47 HR).
- ◆ Hit 26 home runs prior to the All-Star Break, tying the franchise record...One of six A.L. players with 25 homers before the All-Star break in their age 23-year-old season or younger...2015 marks second season with at least 20 home runs prior to Midsummer Classic, joining Albert Pujols (2001-03), Jose Canseco (1986 and 1988) and Eddie Mathews (1955 & 1953) as the only players to accomplish the feat prior to their age-24-year-old season.He and Albert Pujols were just the fourth pair of teammates to log 25 home runs before the All-Star break and first since Ken Griffey Jr. and Alex Rodriguez did so for the Mariners in 1998.
- ◆ For second straight season, homered in first at-bat of the season (both came vs. Felix Hernandez).

ALL-STAR GAME

- ◆ Tabbed an All-Star for the fourth time in his career (fourth full season)...Went 1-for-3 with a home run, a walk and two runs scored en route to capturing second career All-Star Game MVP award (also, 2014)...Was the first player ever to win the award in consecutive seasons and just the fourth to be named the Midsummer Classic MVP multiple times in his career.
- ◆ Hit sixth leadoff home run in All-Star Game history and first since Bo Jackson in 1989 at Anaheim Stadium...With a single in 2012, a double in 2013, a triple in 2014 and a homer in 2015 (all in his first at-bat of the game), joined Lou Whitaker, George Brett and Ted Williams as the only players to tally an All-Star Game cycle during their career.

FIELDING

- ◆ Played flawless defense in 156 games in center field (1362.2 innings)...Was the first Angels center fielder to play at least 150 games in a single season without committing an error and just the second Halo outfielder to do so (Brian Downing in 1982)...Was the first American League center fielder to accomplish the feat since Curtis Granderson in 2012 and just the fourth (fifth occurrence) to do so since 2000.

MISC

- ◆ One of seven players all-time to score 100 runs, tally 40 home runs and steal 10 bases in an age-23-year-old season or younger: Troy Glaus in 2000, Alex Rodriguez in 1999 and 1998, Ken Griffey Jr. in 1993, Jose Canseco in 1988, Reggie Jackson in 1969 and Orlando Cepeda in 1961.
- ◆ Named the American League Player of the Month for July...His 12 homers led the Majors while the 24 RBI were tied for first...12 home runs marked the most hit in a single month in his career and tied a franchise record for home runs in the month of July.

2014

- ◆ Named unanimous winner of American League Most Valuable Player Award as voted on by the Baseball Writers' Association of America (BBWAA) after batting .287 (173/602) with 39 doubles, nine triples, 36 home runs, 111 RBI, 83 walks, 16 stolen bases and 115 runs scored with **Angels**...Third Halo to win the award, joining Vladimir Guerrero (2004) and Don Baylor (1979).
- ◆ Tallied a total of 420 points (all 30 first-place votes) and finished 191 votes ahead of second-place finisher Victor Martinez...Just 17th unanimous winner (18th occurrence) in MVP voting process (10th in A.L. history) and youngest ever to accomplish the feat.

TROUT





- ◆ Set career highs in home runs and RBI while matching a career best in doubles and triples.
- ◆ Ranked in Top 10 in several A.L. offensive categories including runs (115, 1st), RBI (111, 1st), extra-base hits (84, 1st), triples (9, 3rd), slugging percentage (.561, 3rd), walks (83, 4th), home runs (36, T-4th), doubles (39, 6th), OBP (.377, 7th).
- ◆ Just fourth player since 1901 with 115 runs scored, 35 doubles, five triples and 35 home runs in his age-22-year-old season or younger: Alex Rodriguez in 1998, Joe DiMaggio in 1937 and Hal Trosky in 1934.

AWARDS

- ◆ Named to third consecutive All-Star game, fourth A.L. outfielder with three All-Star selections before turning 23, joining Mickey Mantle, Al Kaline and Ken Griffey Jr...Named as Ted Williams Most Valuable Player of Midsummer Classic after going 2-for-3 with a double, triple, two RBI and a run scored...Joined Ken Griffey Jr. in 1992 and Ted Williams in 1941 to have multiple extra-base hits in an All-Star Game before turning 23...At 22 years, 342 days old, is second-youngest player to win award, behind only Ken Griffey, Jr. (1992) at 22 years, 236 days...Fourth Angel to win award, joining Leon Wagner (1962), Fred Lynn (1983) and Garret Anderson (2003).
- ◆ Won third consecutive Louisville Silver Slugger Award (for more info, see Career Summary section).
- ◆ Finished first half of season batting .310 (107/345) with 26 doubles, five triples, 22 home runs, 73 RBI and 65 runs scored...Since 1914, is one of five players to log 25 doubles, 20 home runs and 5 triples before All-Star break: Duke Snider in 1954, Chuck Klein in 1932, Chick Hafey in 1929 and Lou Gehrig in 1927.

HOME RUNS

- ◆ One of eight players (ninth occurrence) in A.L. history to log a 35-homer campaign prior to their age-23 season: Alex Rodriguez (1996 and 1998), Juan Gonzalez (1992), Boog Powell (1964), Ted Williams (1941), Joe DiMaggio (1937), Hal Trosky (1934) and Jimmie Foxx (1930).
- ◆ First Angel with 35-or-more home runs since Vlad Guerrero in 2004.
- ◆ Hit game-tying grand slam in bottom of 8th June 6 off Chris Sale...Marked second career grand slam...Was the second grand slam in club history to tie a game in the 8th inning or later (also, Mark Ryal, Sept. 10, 1987 vs. TEX).
- ◆ Homered in first at-bat of the season...Was 49th home run hit by a Halo on Opening Day...Home run also marked 400th career hit.

RBI

- ◆ Led American League with 111 RBI and established a new career high (97 RBI in 2013)...Just second Halo to lead league in runs batted in: Don Baylor (139 in 1979).
- ◆ First Angel with at least 110 RBI since Vlad Guerrero in 2007 (125)...Is one of three Angel center fielders with 100 RBI seasons: Garret Anderson in 2000 (117 RBI) and Jim Edmonds in 1995 (107).

BATTING SECOND

- ◆ Is one of five players all-time with 35 HR and 105 RBI batting 2nd: Eddie Matthews – 46, 114 in 1959; Alex Rodriguez – 38, 114 in 1998; Jay Bell – 38, 111 in 1999 and Aaron Hill – 36, 108 in 2009.
- ◆ One of nine players all-time to drive in 100 runs from the No. 2 slot in the order and first since Aaron Hill's 108 in 2009.

2013

- ◆ Ranked in the A.L. top 10 in several offensive categories including: average (.323, 3rd), hits (190, T-4th), runs (109, 1st), doubles (39, T-7th), triples (9, 2nd), RBI (97, 9th), walks (110, 1st), slugging (.557, 4th), OBP (.432, 2nd) and stolen bases (33, 8th)...First Major Leaguer to lead league in walks and runs scored since Jeff Bagwell in 1999 with Houston and first A.L. player to do so since Frank Thomas in 1994.
- ◆ Also first player in A.L. history with 25 home runs, 30 stolen bases and 100 walks in a single season.
- ◆ Joined Ty Cobb (1915) and Lenny Dykstra (1993) as only players since 1900 to tally 190 hits, 100 walks and 30 stolen bases in a season.

SO GOOD, SO YOUNG

Youngest MVPs in baseball history

Player	Year	Club	Age
Vida Blue	1971	OAK	22 yrs., 64 days
Johnny Bench	1970	CIN	22 yrs., 298 days
Stan Musial	1943	STL	22 yrs., 316 days
Cal Ripken Jr.	1983	BAL	23 yrs., 39 days
Mike Trout	2014	LAA	23 yrs., 52 days

ALL-STAR AND LEAGUE MVPs IN SAME SEASON

Player	Seasons	Club
Maury Wills	1962	Los Angeles Dodgers
Willie McCovey	1969	San Francisco Giants
Steve Garvey	1974	Los Angeles Dodgers
Roger Clemens	1986	Boston Red Sox
Cal Ripken Jr.	1991	Baltimore Orioles
Mike Trout	2014	Los Angeles Angels

TROUT



LOOK-ALIKES

Players with 350 H, 200 R and 175 BB before their age-22 season

Player	Years	Hits / Runs / Walks
Jimmie Foxx	1925-1929	372 / 241 / 178
Mel Ott	1926-1930	570 / 359 / 203
Ted Williams	1939-1940	378 / 265 / 203
Mickey Mantle	1951-1953	398 / 260 / 197
Al Kaline	1953-1956	540 / 268 / 175
Ken Griffey Jr.	1989-1991	478 / 228 / 178
Mike Trout	2011-2013	399 / 258 / 186

- ◆ Set a new franchise record by reaching base safely 309 times...Also broke Rickey Henderson's mark (301) for times on base by a player in his age-21 or younger season.
- ◆ Became second-youngest player with 25 home runs and 30 stolen bases in a season...Only player younger was Trout himself in 2012.

WALKS

- ◆ Led A.L. in walks with 110...Third-youngest player (22 yrs. 53 days) to lead a league in free passes since 1900: Donie Bush, 1901, 21 yrs., 360 days led the A.L. and Joe Morgan, 1965, 22 yrs., 14 days led the N.L.
- ◆ According to STATS, was the fourth-youngest A.L. player to draw 100 walks, trailing only Ted Williams (21 yrs. 23 days in 1939), Rickey Henderson (21 yrs. 259 days in 1980) and Jimmie Foxx (21 years, 341 days in 1929).
- ◆ Joined John McGraw, Jimmie Foxx, Mel Ott, Ted Williams and Rickey Henderson as the only players to collect at least 100 walks in their age-21 or younger season.

RUNS

- ◆ Led the American League in runs scored (109) for the second straight season...Was the first player to lead either league in runs in consecutive campaigns since Albert Pujols in 2009 and 2010 and the first Angel ever to accomplish the feat.

MISC

- ◆ For the second straight season, led the Majors in WAR (Wins Above Replacement)...By Fangraphs WAR, his 10.4 WAR in 2013 and his 10.0 WAR in 2012 make him the eighth player in MLB history to post 10 WAR in back-to-back seasons, joining Ty Cobb, Babe Ruth, Rogers Hornsby, Ted Williams, Mickey Mantle, Willie Mays and Barry Bonds.
- ◆ Finished the first half batting .322 (119/370) with 65 runs scored, 29 doubles, eight triples, 15 HR and 59 RBI...Joined Lou Gehrig (1927), Chuck Klein (1932) and Duke Snider (1954) as the only Major Leaguers since 1916 to have at least 25 doubles, five triples, 15 home runs and 115 hits before the All-Star break.
- ◆ Played 300th career game Aug. 17...Joined Ted Williams and Wade Boggs as the only players since 1935 with at least 360 hits and 150 walks in their first 300 games...Also joined Joe DiMaggio, Ernie Banks, Willie Mays and Nomar Garciaparra as the only Major Leaguers to log 15 triples and 55 home runs in their first 300 tilts.
- ◆ For the second straight season, named by *Baseball America* as the Major League Player of the Year.

2012

- ◆ In voting by BBWAA, named unanimous winner of American League Rookie of Year, becoming just second Angel to win award (Tim Salmon in 1993)...Received all 28 first-place votes, making him 18th unanimous selection in history of award and just eighth in A.L. history.
- ◆ Finished 2nd in voting for A.L. Most Valuable Player Award...Received six first-place votes and 281 total points...Highest finish by a rookie in MVP race since Ichiro Suzuki won award in 2001.
- ◆ Finished year in A.L.'s top five in several offensive categories including average (2nd), runs scored (1st, led Majors), steals (1st, led Majors), slugging (.564, 3rd) and on-base percentage (.399, 3rd)...Became first player to hit above .320 with 30 HR and 125 runs scored since Albert Pujols in 2005 and first A.L. player to do so since Manny Ramirez in 1999 (w/ CLE).
- ◆ Became first player in Major League history to steal 45 bases, score 125 runs and hit 30 home runs in a single season...Also is only Major Leaguer to ever hit .320 or above with 30 homers and 45 steals in single campaign... Fell one stolen base shy of joining Barry Bonds and Eric Davis as only players to post a 30-HR/50-SB season.
- ◆ First rookie in MLB history to record a 30-HR/40-SB season...One of six rookies to hit .320 or above with 30 or more home runs: Hal Trosky - .330, 35 HR in 1934, Ted Williams - .327, 31 HR in 1939, Walt Dropo .322, 34 HR in 1950, Tony Oliva - .323, 32 HR in 1964 and Albert Pujols - .329, 37 HR in 2001.
- ◆ Missed first 20 games of Major League season after starting year with Triple-A **Salt Lake**...Recalled April 28 after batting .403 (31/77) with four doubles, five triples, a home run and 13 RBI in 20 games with Bees.

HOME RUNS

- ◆ His 30 HR from leadoff spot are a new Angels franchise record...Since the start of 1974 season, his 30 home runs were tied with Nomar Garciaparra (30 HR in 1997) for most by a rookie leadoff hitter.
- ◆ With 30th home run (Sept. 30), joined Bobby Bonds (1977) as the only Angels to ever record a 30-HR/40-SB season... Was youngest player to ever reach 30 HR and 30 SB in a season (age 21).

FISH TALE

Prior to Trout's call-up on Apr. 28, the Angels posted a 6-14 record, tied for the 28th-best record in baseball and were averaging 3.7 runs per game...From Apr. 28 on, the club went 83-59, the second-best record in the A.L. (0.5 GB) and averaged 4.9 runs per game.

RUN, ROOKIE!

Most runs scored by an A.L. rookie

Player	Runs	Games	Year
1. Joe DiMaggio	132	138	1936
2. Ted Williams	131	149	1939
3. Mike Trout	129	136	2012

TROUT 



RUNS

- ◆ Led Majors with 129 runs...Became youngest player ever to lead A.L. in runs (21 years, 57 days).
- ◆ With his 125th run scored Sept. 28, set a new Angels single-season record, passing Vladimir Guerrero's mark of 124 runs in 2004.
- ◆ Had a streak of 15 consecutive games with a run scored from July 5-23...Tied longest such streak by an MLB rookie, set by Roy Hartsfield with Boston Braves in 1950 – ELIAS.

STOLEN BASES

- ◆ With his 49 stolen bases, became first Halo to lead Majors in steals since Chone Figgins' 62 in 2005...On August 23, became youngest player to steal at least 40 bases in a season since Ty Cobb in 1907.
- ◆ Successful on 49 of 54 stolen base attempts (90.7%)...90.7% success rate is tops in franchise history (min. 50 attempts).

DEFENSE

- ◆ Posted .988 fielding percentage in outfield, including a .993 showing in center...Robbed approximately four home runs in 2012, becoming one of four players since 2004 to have four robberies in a season: Nook Logan (2005 Tigers), Gary Matthews Jr. (2006 Rangers) and Adam Jones (2009 Orioles)...According to FanGraphs, saved 22 runs on defense which ranked fifth in Majors.

PRE-ALL-STAR BREAK

- ◆ Hit .341 (88/258) with 15 doubles, 12 home runs, 40 RBI and 26 stolen bases in 64 games before All-Star break... Finished first half of season leading A.L. in average...According to ELIAS, was the first A.L. rookie to lead league in average at the break since Jim Gentile in 1960 (.328).
- ◆ Became first player in franchise history to steal 25 bags and hit 10 home runs before break.

MISC

- ◆ According to Baseball-Reference.com, his 10.7 Wins Above Replacement (WAR) was best for any player since Barry Bonds' back-to-back seasons of 11.6 (2001-03)...Only three players 25 or younger posted a better WAR: Babe Ruth - 11.6 in 1920 (age 25), Lou Gehrig - 11.5 in 1927 (age 24), Mickey Mantle - 11.1 in 1957 and 11 in 1956 (age 24 and 25)...The last center fielder to post a 10.5 WAR or higher was Willie Mays with 10.9 in 1965.
- ◆ Hit .353 with 18 HR and 31 stolen bases by the end of July, joining Rickey Henderson (.352, 16 HR, 47 SB in 1985) as only two players in Major League history to hit .350 or above with 15+ HR and 30 or more SB before August 1.
- ◆ Set A.L. record for July home runs by a rookie (10).
- ◆ After his first 81 games of season (on July 31), had scored 80 runs and driven in 55 RBI...The last rookie to do so was Joe DiMaggio (87, 83) in 1936 – ELIAS...Only one other player since 1920 has had as many hits (116), RBI (55) and SB (31) in his first 81 games of a season as Trout has had through his first 81 – George Sisler in 1922 – ELIAS.

TROUT'S CLOUT		
Age-20 season batting .320+ with 30 home runs		
Player	Season	Average / Home Runs
Mel Ott	1929	.328 / 42 HR
Ted Williams	1939	.327 / 31 HR
Alex Rodriguez	1996	.358 / 36 HR
Mike Trout	2012	.326 / 30 HR

TROUT



PRIZED TROUT

Notable awards for Trout in 2012...

A.L. Rookie of the Year	Angels Team MVP	A.L. All-Star
Louisville Silver Slugger	Baseball America's Player of the Year	Baseball America's Rookie of the Year
Oscar Charleston Award (A.L.)	A.L. Outstanding Rookie - Player's Choice Awards	Sporting News' A.L. Rookie of the Year
BBWAA's Angels Team MVP	MLBPAA overall Heart and Hustle Award recipient	Wilson's Defensive Player of the Year
A.L. Player of the Month for July	A.L. Rookie of the Month - May, June, July & Aug.	Co-A.L. Player of the Week (June 10)

AWARDS

- ◆ Honored by *Baseball America* as its 2012 Player of the Year and Rookie of the Year...Became first player to win both awards in same season, and first Angel to win either award.
- ◆ Voted by his teammates as Club's team MVP...Joins Bobby Knoop (1964), Tim Salmon (1993) and Mark Trumbo (2011) as only rookies ever to win award.

- ◆ Participated in his first career All-Star Game July 10, going 1-for-1 with a walk and a stolen base...Became youngest player to collect a hit in an All-Star Game since Al Kaline in 1955...Was seventh-youngest A.L. position player in history of the Midsummer Classic, including fifth-youngest A.L. All-Star outfielder – ELIAS.
- ◆ Named both A.L. Player of the Month and Rookie of the Month for July...First A.L. position player to win both awards in same month.
- ◆ Received American League Rookie of Month honors in May, June, July and August...Was first rookie to ever win award in four consecutive months and first to receive honor four times in a season since Ichiro Suzuki in 2001.
- ◆ Nominated for *Sports Illustrated's* Sportsman of the Year.

2011

- ◆ Had contract selected by **Angels** July 8 and made MLB debut as starting center fielder (0/3) that evening...At age 19 years, 335 days, was youngest player to make MLB debut for Angels since May 30, 1971, when Andy Hassler debuted at age 19 years, 224 days...Third-inning bunt single off Michael Pineda July 9 vs. Seattle marked first Major League hit...RBI single in 6th July 15 at Oakland marked first career RBI...Hit first MLB HR (3-run) July 24 at Baltimore in front of several family members and friends in attendance from New Jersey...Two weeks shy of his 20th birthday, became third teenager to homer for Angels, joining Ed Kirkpatrick and Aurelio Rodriguez.
- ◆ Hit two home runs August 30 at Seattle (2/4, 3 R, 2 HR, 5 RBI)...At 20 years and 23 days old, became youngest Angel with two HR in a game (previously Tom Brunansky at 20 years, 234 days in 1981).
- ◆ Participated in the Arizona Fall League after season.

POSTSEASON SUMMARY

- ◆ Made postseason debut in **2014** vs. Kansas City...Started all three games in center field...Went 1-for-12 (.083) with a home run, RBI and a run scored...Connected for solo home run in the first inning of Game 3...Gave the Angels their only lead of series...At 23 years, 59 days old, became youngest Angel to homer in the postseason, surpassing Dick Schofield's previous mark of 23 years, 323 days (homered in Game 3 of the ALCS vs. Baltimore).

DIVISION SERIES TOTALS

Year	Club, Opp	AVG	G	AB	R	H	2B	3B	HR	RBI	SH	SF	HBP	BB	IBB	SO	SB	CS	GDP	SLG	OBP	E
2014	LAA, KC	.083	3	12	1	1	0	0	1	1	0	0	0	3	0	2	0	1	0	.333	.267	0

NOTABLE MINOR LEAGUE AWARDS AND HONORS

- ◆ **2011** *Baseball America's* 2011 Minor League Player of the Year...*Sporting News's* Minor League Player of the Year...*Tops* Double-A All-Star...Texas League Mid-Season and Post-Season All-Star...MiLB.com Organizational All-Star...Arizona League Rising Stars Game...*Baseball America* Minor League All-Star...MLB Futures Game Selection.
- ◆ **2010** Midwest League Most Valuable Player...Prospect of the Year in both the California and Midwest Leagues...Midwest League Mid-Season and Post-Season All-Star...MiLB.com Organizational All-Star...*Baseball America* Minor League All-Star...MLB Futures Game Selection...*Tops* Class-A All-Star...Selected to USA Baseball roster for the Pan American Games/World Cup Qualifying Tournament.
- ◆ **2009** Arizona League Post-Season All-Star.

CAREER TRANSACTIONS

- ◆ June 9, 2009...Selected by the **Angels** in the 1st round (25th overall) of the First-Year Player Draft.
- ◆ Mar. 28, 2014...Signed six-year extension with the **Angels**.
- ◆ Mar. 20, 2019...Signed 12-year extension with the **Angels**.

PERSONAL/MISC

- ◆ Michael Nelson Trout...On Twitter: @MikeTrout.
- ◆ He and wife Jessica (married Dec. 16, 2017) welcomed their first child, son Beckham Aaron Trout on July 30, 2020...Beckham's middle name is a tribute to Jessica's late brother, Aaron Cox
- ◆ Mike and Jessica have collaborated with the sports apparel brand Tiny Turnip to create a campaign titled "Your Game Isn't Over Yet"...Proceeds of sales from the campaign's exclusive shirt are donated in support of the American Foundation for Suicide Prevention...For more information on the program, click [HERE](#).
- ◆ During 2021, was one of six Major League players featured in large photos outside of Major League Baseball's new headquarters in New York City...The building is located directly across the street from Radio City Music Hall.
- ◆ Was the focal point in MLB Network Presents documentary series, *Mike Trout: Millville to MVP*, which debuted in April 2017...In 2018, was the focus of an episode of ESPN's *E60*.
- ◆ Is an avid hunter in offseason...Also enjoys fishing, golfing, table tennis (ping-pong) and weather forecasting.
- ◆ Active participant in the Angels Baseball Foundation's monthly visits to the Children's Hospital of Orange County.
- ◆ Has appeared on cover of several major publications including *Men's Health*, *Sports Illustrated* & *ESPN The Magazine*.
- ◆ On July 24, 2015, the Club unveiled a life-size bobblehead of Trout to commemorate his MVP Award...The bobblehead currently sits on the Terrace Level near Section 221.

TROUT



- ◆ In 2014, President Obama referred to Trout during a speech discussing the versatility of the farm bill...“It’s like Mike Trout, for those of you who know baseball. It’s somebody who’s got a lot of tools and multitasks.”
- ◆ During the 2014 season, Nike debuted the Nike Lunar Vapor Trout...Is just the second baseball player to have his own signature Nike shoe, joining Ken Griffery Jr....Company released the second edition in 2015, third in 2016, fourth in 2017, fifth in 2018 and sixth in 2019.
- ◆ Had scholarship to East Carolina University before being drafted by Angels...Switched from shortstop to outfield as a senior at Millville H.S. in New Jersey...Set the New Jersey high school record with 18 home runs as a senior....Tossed a no-hitter against Egg Harbor Township...At one point during career, tried to switch hit...Was an All-Conference basketball player and was the high school’s quarterback and safety...In 2013, high school renamed their baseball field after him.
- ◆ Father, Jeff, played in Twins farm system after being drafted by Minnesota in the 5th round out of the University of Delaware...Prior to his retirement, Jeff Trout taught and coached football at Millville H.S.
- ◆ Originally signed by Angels scout Greg Morhardt...Morhardt played in minor leagues with Jeff Trout...Only player to appear at the MLB Network studios for 2009 Draft.

MISCELLANEOUS STATS

TWO-HR GAMES (20)

Aug. 10, 2020 vs. Oakland
 July 3, 2019 at Texas
 Sept. 8, 2018 at Chicago (A.L.)
 June 11, 2018 at Seattle
 Sept. 17, 2015 at Minnesota
 July 10, 2015 at Seattle
 June 17, 2014 at Cleveland

Aug. 5, 2020 at Seattle
 June 19, 2019 vs. Toronto
 July 25, 2018 vs. Chicago (A.L.)
 Sept. 29, 2017 vs. Seattle
 July 26, 2015 vs. Texas
 Apr. 17, 2015 at Houston
 Aug. 30, 2011 at Seattle

July 7, 2019 at Houston
 April 5, 2019 vs. Texas
 June 12, 2018 at Seattle
 Aug. 19, 2017 at Baltimore
 July 8, 2015 at Colorado
 Sept. 13, 2014 vs. Texas

CAREER GRAND SLAMS (6)

June 19, 2019 at Toronto
 July 26, 2015 vs. Texas

April 6, 2019 vs. Texas
 June 7, 2014 vs. Colorado

Sept. 17, 2015 at Minnesota
 Apr. 20, 2013 vs. Detroit

CAREER LEADOFF HOME RUNS (5)

Sept. 28, 2012 at Texas
 Aug. 8, 2012 vs Boston

Sept. 9, 2012 vs Detroit
 Aug. 18, 2012 vs Tampa Bay

Sept. 8, 2012 vs Detroit

CAREER WALK-OFF HITS / RBI (3)

July 17, 2015 vs. BOS (Solo HR; 9th)

July 4, 2014 vs. HOU (Solo HR; 9th)

May 15, 2014 vs. TB (3-run HR; 9th)

ALL-STAR GAME RECORD

Year	Club, Site	AVG	G	AB	R	H	2B	3B	HR	RBI	SH	SF	HBP	BB	IBB	SO	SB	CS	GDP	SLG	OBP	E
2012—A.L., KC		1.000	1	1	0	1	0	0	0	0	0	0	0	1	0	0	1	0	0	1.000	1.000	0
2013—A.L., NYM		.333	1	3	0	1	1	0	0	0	0	0	0	0	0	0	0	0	0	1.667	.333	0
2014—A.L., MIN		.667	1	3	1	2	1	1	0	2	0	0	0	0	0	0	0	0	0	1.667	.667	0
2015—A.L., CIN		.333	1	3	2	1	0	0	1	1	0	0	1	0	1	0	1	0	0	1.333	.500	0
2016—A.L., SD		.333	1	3	0	1	0	0	0	0	0	0	0	0	0	0	1	0	0	.333	.333	0
2017—A.L., MIA																						
2018—A.L., WAS		.500	1	2	1	1	0	0	1	1	0	0	0	1	0	0	0	0	0	2.000	.667	0
2019—A.L., CLE		.000	1	2	0	0	0	0	0	0	0	0	0	0	0	0	0	0	0	.000	.000	0
2021—A.L., COL																						
TOTALS		.412	7	17	4	7	2	1	2	4	0	0	0	3	0	2	1	0	1	1.000	.500	0

CAREER FIELDING

POS	PCT	G	PO	A	E	TC	DP
OF	.993	1271	2941	38	20	2999	10

TROUT'S CAREER HIGHS

SEASON	GAME
AVG .326 — 2012	H 5 — 2 times; last, 9/8/18 at CWS
H 190 — 2013	HR 2 — 20 times; last, 8/10/20 vs. OAK
R 129 — 2012	R 4 — 6 times; last, 8/29/20 vs. SEA
2B 39 — 2014 & 2013	2B 3 — 5/26/18 at NYY
HR 45 — 2019	RBI 7 — 6/19/19 at TOR
RBI 111 — 2014	SB 3 — 3 times; last, 8/6/12 at OAK
SB 49 — 2012	Hit Streak 17 — Apr. 17 - May 5, 2017

TROUT



JUSTIN UPTON

#10

BORN: AUG. 25, 1987 **OPENING DAY AGE:** 34
BIRTHPLACE: NORFOLK, VA **RESIDES:** SCOTTSDALE, AZ
MLB SERVICE: 14 YEARS, 60 DAYS
ACQUIRED: FROM DETROIT IN EXCHANGE FOR A PTBNL
 (RHP ELVIN RODRIGUEZ) AND RHP GRAYSON LONG, AUG. 31, 2017
SIGNED THRU: 2022; SIGNED FIVE-YEAR CONTRACT, NOV. 2, 2017

HEIGHT: 6-1 **WEIGHT:** 215 **BATS:** R **THROWS:** R

UPTON'S LIFETIME PLAYING RECORD

Year	Club	AVG	G	AB	R	H	2B	3B	HR	RBI	SH	SF	HBP	BB	IBB	SO	SB	CS	GDP	OBP	SLG	E
2006	—South Bend	.263	113	438	71	115	28	1	12	66	0	6	5	52	3	96	15	7	6	.343	.413	6
2007	—Visalia	.341	32	126	27	43	6	2	5	17	0	2	3	19	1	28	9	4	2	.433	.540	3
	Mobile	.309	71	259	48	80	17	4	13	53	0	5	5	37	3	51	10	7	6	.399	.556	5
	ARIZONA	.221	43	140	17	31	8	3	2	11	0	0	1	11	4	37	2	0	3	.364	.283	5
2008	—ARIZONA	.250	108	356	52	89	19	6	15	42	0	3	4	54	6	121	1	4	3	.463	.353	11
	Tucson (1)	.279	15	61	13	17	3	1	3	10	0	0	0	7	0	26	2	0	0	.353	.508	2
2009	—ARIZONA	.300	138	526	84	158	30	7	26	86	1	4	2	55	3	137	20	5	10	.532	.366	12
	Visalia (1)	.250	2	8	1	2	0	0	1	6	0	0	0	1	0	3	1	0	0	.333	.625	0
2010	—ARIZONA	.273	133	495	73	135	27	3	17	69	1	7	4	64	5	152	18	8	20	.442	.356	4
2011	—ARIZONA	.289	159	592	105	171	39	5	31	88	0	4	19*	59	9	126	21	9	8	.529	.369	13
2012	—ARIZONA	.280	150	554	107	155	24	4	17	67	0	6	5	63	5	121	18	8	7	.430	.355	5
2013	—ATLANTA	.263	149	558	94	147	27	2	27	70	1	4	5	75	4	161	8	1	12	.464	.354	4
2014	—ARIZONA	.270	154	566	77	153	34	2	29	102	0	8	6	60	1	171	8	4	10	.491	.342	8
2015	—SAN DIEGO	.251	150	542	85	136	26	3	26	81	0	5	4	68	5	159	19	5	10	.454	.336	3
2016	—DETROIT	.246	153	570	81	140	28	2	31	87	0	2	4	50	3	179	9	4	15	.465	.310	4
2017	—DETROIT	.279	125	459	81	128	37	0	28	94	0	1	3	54	2	147	10	5	6	.362	.542	4
	LAA	.245	27	98	19	24	7	0	7	15	0	0	0	17	1	33	4	0	3	.357	.531	1
2018	—LAA	.257	145	533	80	137	18	1	30	85	0	6	10	64	1	176	8	2	12	.463	.344	4
2019	—Inland Empire (1)	.333	6	21	7	7	1	0	2	6	0	0	0	4	0	5	0	0	0	.440	.667	0
	LAA	.215	63	219	34	47	8	0	12	40	0	5	0	32	0	78	1	1	5	.416	.309	4
2020	—LAA	.204	42	147	20	30	5	0	9	22	0	1	7	11	0	43	0	2	6	.422	.289	2
2021	—LAA	.211	89	318	47	67	12	0	17	41	0	3	1	39	0	107	4	1	11	.409	.296	2
	Salt Lake (1)	.143	2	7	1	1	0	0	1	1	0	0	0	1	0	4	0	0	0	.250	.571	0
MAJOR TOTALS		.262	1828	6673	1056	1748	349	38	324	1000	3	59	75	779	49	1948	151	59	141	.471	.343	89
A.L. TOTALS		.250	644	2344	363	573	115	3	134	384	7	18	25	270	7	763	36	15	58	.327	.468	21
N.L. TOTALS		.271	1184	4329	694	1175	234	35	190	616	3	41	50	509	42	1185	115	44	83	.352	.473	68
MINOR TOTALS		.288	241	920	168	265	55	8	37	159	0	13	13	121	7	213	37	18	14	.374	.486	20

* led or tied for league lead
 (1) rehab assignment

Disabling Injuries: **2021** — Right low back strain; disabled June 25 (retro to June 23)-July 22
 Right lumbar strain; Sept. 5-end of season
2019 — Left foot turf toe; disabled Mar. 28 (retro to Mar. 25)-June 17
2018 — Left index finger laceration; disabled Aug. 21 (retro to Aug. 19)-30
2009 — Right ribcage muscle strain; disabled Aug. 6-26
2008 — Left oblique muscle strain; disabled July 9-Aug. 29

2021 SEASON

- ◆ Completed fifth season (fourth full) with the **Angels**...Logged 17 home runs and 41 RBI, his highest totals since 2018.
- ◆ Tallied 1,000th career RBI Aug. 28 vs. San Diego...Became one of eight active players to reach the mark, joining Albert Pujols, Miguel Cabrera, Robinson Cano, Nelson Cruz, Evan Longoria, Joey Votto and Ryan Zimmerman.
- ◆ Recorded 150th career stolen base June 19th.
- ◆ Hit .313 (30/96) in the leadoff position with eight doubles, five home runs and 14 RBI...Has hit three leadoff home runs this season...On May 25-26, became first Angels player to hit a leadoff home run in consecutive games since Mike Trout on Sept. 8-9, 2012...1,777 career games at the time of first leadoff appearance were the most for any player since Hall of Famer Ivan Rodriguez did it in his 1,984th career game on August 16, 2006 for Detroit.

ACTIVE PLAYERS WITH 300+ HR

Player	HR	Player	HR
Albert Pujols	679	Joey Votto	331
Miguel Cabrera	502	Justin Upton	324
Nelson Cruz	449	Evan Longoria	317
G. Stanton	347	Mike Trout	310
Robinson Cano	334		



- ◆ Made two different stints on the I.L...Missed 21 games in June and July with a right low back strain and 26 games at the end of the season with a right lumbar strain.

CAREER SUMMARY

- ◆ 15-year Major League veteran begins fifth full season with the Angels...Signed five-year contract extension Nov. 2, 2017...For more contract info, see Career Transactions section below.
- ◆ Is the only active player with 300+ home runs, 150 stolen bases, and 1,000 RBI and the 36th player to reach the milestone.
- ◆ Tallied 300th career homer July 29 vs. Seattle...Hit 275th career home run July 14, 2018 at Dodger Stadium...One of nine active players with at least 300 career home runs (see chart above)...Tallied 1,000th career RBI Aug. 28, 2022 vs. San Diego... Recorded 150th career stolen base June 19, 2022.
- ◆ Selected to the National League All-Star team three times (2009, 2011, 2015)...Three-time Silver Slugger Award recipient: 2011 with Arizona, 2014 with Atlanta and 2017 with the Tigers/Angels.
- ◆ Named the National League Player of the Month twice in career: May 2009 and April 2013.
- ◆ Made Major League debut with Arizona Aug. 2, 2007 vs. San Diego...Tallied first hit Aug. 4 at Los Angeles (N.L) and first home run Aug. 7 vs. Pittsburgh.

MAJOR LEAGUE SUMMARY

2020

- ◆ Completed fourth season (third full) with the **Angels** and 14th of career.
- ◆ After opening the season posting a .099 (7/71) with three home runs and seven RBI, hit .303 (23/76) with five doubles, six home runs, 15 RBI and a 1.003 OPS over his final 22 games.
- ◆ Hit 300th home run of career on July 29.

2019

- ◆ Limited to 63 games due to injury in second full season with the **Angels**...Missed the first 72 games of the season due to left foot turf toe...Initially suffered the injury colliding with the wall during the Club's annual Freeway Exhibition Series... Missed the final 15 games of the season with patellar tendonitis in his right knee...Received a PRP injection Sept. 20.
- ◆ Despite limited playing time, tallied 12 home runs...Two home runs away from 300 in career.

2018

- ◆ In first full season with the **Angels**, set a new franchise record for home runs by a left fielder (30)...Eclipsed Garret Anderson's previous mark of 29 (2002 and 2003)...Was the first Angels outfielder other than Mike Trout to log a 30-homer season since Vladimir Guerrero in 2006 (33 HR).
- ◆ Among A.L. left fielders, ranked third in home runs, fourth in RBI, fourth in average, sixth in hits, and seventh in runs scored...Marked sixth straight season with at least 25 home runs (for more info, see chart to right).
- ◆ Posted a .277 (73/264) clip with 22 home runs and 57 RBI at Angel Stadium compared to .238 (64/269) with eight home runs and 28 RBI on the road.
- ◆ Tallied seven outfield assists with a .987 fielding percentage...The .987 mark as a left fielder ranked third in the A.L.

2017

- ◆ Acquired by the **Angels** from the **Tigers** Aug. 31 for a Player to be Named Later (RHP Elvin Rodriguez) and RHP Grayson Long...Combined between the two Clubs to establish career highs in doubles (44), home runs (35), RBI (109), extra-base hits (79), slugging percentage (.542) and OPS (.904)...Led the Angels in homers following acquisition.
- ◆ Among A.L. leaders, finished in the Top 10 in RBI (4th), extra-base hits (4th), doubles (T-4th), runs (T-7th), home runs (9th), slugging pct. (7th) and OPS (8th)...Was the first American League left fielder with 35 home runs, 100 RBI and 100 runs scored since Jason Bay in 2009.
- ◆ Won third career Louisville Silver Slugger Award (2011 and 2014)...Was the first Angels outfielder to win the award other than Trout since Torii Hunter in 2009.
- ◆ Named a finalist for the Rawlings Gold Glove Award in left field after posting a .976 fielding percentage (8 errors/335 total chances)...Nine outfield assists were tied for third by an American League left fielder.

2016

- ◆ Tied a then career-best 31 home runs during first season with the **Tigers**...Marked second career 30-home run campaign and sixth 25+ home run season.
- ◆ Connected for 200th career home run July 18 vs. Minnesota...Was the 10th active player to reach 200 homers in his age-28 season: Adrian Beltre, Ryan Braun, Jay Bruce, Miguel Cabrera, Prince Fielder, Albert Pujols, Alex Rodriguez, Giancarlo Stanton, and Mark Teixeira.
- ◆ Named A.L. Co-Player of the Week for period ending Sept. 25...Hit .400 (10/25) with three home runs and six RBI... Marked fourth career Player of the Week honors.
- ◆ Led the American League with 12 home runs in September...The 12 homers were the most by a Tiger in the month of September since Hank Greenberg hit 16 in Sept. 1946.



2015

- ◆ In first season with **San Diego**, was tabbed as a National League All-Star for the third time in career...Tallied a hit and a stolen base in the Midsummer Classic and joined Tony Gwynn as the only Padres with a hit and steal in the All-Star Game.
- ◆ Led the Club in runs scored (85), home runs (26), walks (68) and stolen bases (19)...Was the third Padre to lead the team in both home runs and steals: Reggie Sanders in 1999 and Dave Winfield in 1976.
- ◆ Logged 600th career RBI Aug. 21 vs. St. Louis.

2014

- ◆ Received second career Silver Slugger Award during second season with **Atlanta**...Finished the season second in the National League in RBI (102), tied for fourth in home runs (29), sixth in slugging (.491) and seventh in total bases (278).
- ◆ Named National League Player of the Week for the period ending Apr. 13...Hit .591 (13/22) with eight runs scored, four home runs and eight RBI.
- ◆ Tallied 1,000th hit of career and 500th career RBI with a fourth-inning home run Aug. 10 vs. Washington.
- ◆ On Sept. 27, he and brother B.J. became the first pair of brother teammates to homer and notch an outfield assist in the same game.

2013

- ◆ In first season with the **Braves**, ranked tied for fourth in the N.L. with 27 home runs while his 75 walks were good for seventh.
- ◆ Combined to homer in the same game with brother B.J. three different times...Were the fifth set of brothers to homer as teammates in the same game at least three different times.
- ◆ Hit five home runs in first five games as a Brave...Per ELIAS, was the first player ever with five home runs in his first five games with a team.
- ◆ Named National League Player of the Month in April after batting .298 (28/94) with 22 runs score and an N.L.-leading 12 home runs.

2012

- ◆ Completed sixth and final season with **Arizona**, setting a new career high with 107 runs scored...The 107 runs ranked second in the National League.
- ◆ Connected for 100th career home run Aug. 3 at Philadelphia...Became the fifth player in Diamondbacks history to tally 100 homers, joining Steve Finley, Luis Gonzalez, Mark Reynolds and Chris Young...Brother B.J. also hit 100th home run on the same evening...Became the sixth pair of brothers to reach the 100-homer plateau: Roberto and Sandy Alomar Jr., Bret and Aaron Boone, Ken and Clete Boyer, Joe and Vince DiMaggio and Bob and Irish Meusel.

2011

- ◆ In fifth season with the **Diamondbacks**, was tabbed as a National League All-Star for the second time in career... Finished fourth in the N.L. MVP vote (Ryan Braun).
- ◆ Captured first Louisville Silver Slugger Award and was named to *The Sporting News*' N.L. All-Star Team.
- ◆ Logged a career-best 31 home runs to become just the 10th player in franchise history to reach the 30-homer mark... Finished in the National League's top 10 in several categories, including doubles (39, 2nd), runs scored (105, T-3rd), extra-base hits (75, T-3rd), home runs (9th) and slugging (.529, 1st).
- ◆ Became the 15th player all-time to record 20 steals and 30 home runs prior to age-24 season...He and brother, B.J., were the first set of brothers to reach the 20 HR/20 SB mark in the same season.
- ◆ Won first career N.L. Player of the Week Award for the period ending June 19 after batting .552 (16/29) with a home run and seven RBI...Shared N.L. Player of the Week honors with Cameron Maybin for the period ending July 24.

2010

- ◆ Played in 133 games in fourth season with **Arizona**...Named the Diamondbacks nominee for the Roberto Clemente Award.
- ◆ Recorded a career-best .985 fielding percentage after committing just four errors...Had a career-best 47-game errorless streak from Apr. 23-June 16.

2009

- ◆ In third big league season (first full) with **Arizona**, set career highs in batting average (.300), slugging percentage (.532) and triples (7).
- ◆ Joined Orlando Cepeda (1959) as the only player in MLB history to hit at least .300 with 25 home runs, 80 RBI and 20 stolen bases in a season prior to their age-22 season.
- ◆ Named to first career All-Star Team after batting .301 (95/316) with 19 doubles, five triples, 16 home runs and 51 RBI in the first half of the season.
- ◆ Named the National League Player of the Month for May after batting .373 (41/110) with 25 runs scored, eight doubles, four triples, seven home runs and 21 RBI.
- ◆ Placed on the disabled list Aug. 6-26 with a right rib cage muscle strain.

2022 LOS ANGELES ANGELS



2008

- ◆ Limited to 108 games in second season with the **Diamondbacks** but was the youngest player in franchise history to tally 15 doubles and 15 home runs in a season.
- ◆ Logged five home runs through the Club's first 11 games...Only third player in Major League history under 21 to turn the trick.
- ◆ Placed on the D.L. from July 9-Aug. 29 with a left oblique muscle strain.

2007

- ◆ Appeared in 103 games between Double-A **Mobile** and Single-A **Visalia** before making Major League debut with **Arizona** Aug. 2 in San Diego...At 19 years, 342 days, was the youngest Diamondback to ever appear in a game.
- ◆ Tallied first hit Aug. 4 at Los Angeles (N.L.)...Hit first home run Aug. 7 vs. Pittsburgh and finished a single shy of becoming the youngest player in Major League history to hit for the cycle.

POSTSEASON EXPERIENCE

- ◆ Has made appearances in three different postseasons, going 11-for-48 (.229) with two doubles, a triple, two home runs and four RBI...In **2013**, started in all four of Atlanta's games during the Division Series against the Dodgers, batting .143 (2/14) with a double and four walks...During the **2011** NLDS vs. Milwaukee, went 4-for-20 (.200), including his first two career postseason home runs...Homered in Game 2 and Game 5 in Milwaukee...Made postseason debut with the Diamondbacks in 2007 at age 20...Went 3-for-5 (.600) with an RBI in Arizona's Division Series win over the Cubs...Batted .222 (2/9) with a double and triple in four games during the NLCS vs. Colorado.

DIVISION SERIES TOTALS

Year	Club, Opp	AVG	G	AB	R	H	2B	3B	HR	RBI	SH	SF	HBP	BB	IBB	SO	SB	CS	GDP	SLG	OBP	E
2007	—ARI, CHC	.600	2	5	2	3	0	0	0	1	0	0	0	3	0	0	1	0	0	.600	.750	0
2011	—ARI, MIL	.200	5	20	3	4	0	0	2	3	0	0	0	3	0	6	0	0	.500	.304	0	
2013	—ATL, LAD	.600	2	5	2	3	0	0	0	1	0	0	0	3	0	0	1	0	.600	.750	0	
Totals		.231	11	39	7	9	1	0	2	4	0	0	0	10	0	10	1	0	.410	.388	0	

CHAMPIONSHIP SERIES TOTALS

Year	Club, Opp	AVG	G	AB	R	H	2B	3B	HR	RBI	SH	SF	HBP	BB	IBB	SO	SB	CS	GDP	SLG	OBP	E
2007	—ARI, CHC	.222	4	9	0	2	1	1	0	0	0	0	2	0	0	3	0	0	.556	.364	0	

NOTABLE MINOR LEAGUE AWARDS AND HONORS

- ◆ **2007** *USA Today's* Minor League Player of the Year...*Baseball America* Minor League and Double-A All-Star...*Baseball America's* California League and Southern League Top Prospect...Southern League's Mid-Season and Post-Season All-Star...California League Player of the Week (Apr. 29)...Southern League Player of the Week (June 3).
- ◆ **2006** Midwest League Mid-Season All-Star...Ranked as Arizona's No. 1 prospect and baseball's ninth-best prospect by *Baseball America*.

CAREER TRANSACTIONS

- ◆ June 7, 2005...Selected by the **Diamondbacks** in the 1st round (1st pick) of the First-Year Player Draft.
- ◆ Mar. 3, 2010...Signed a five-year contract with the **Diamondbacks**.
- ◆ Jan. 24, 2013...Acquired by **Braves** along with INF Chris Johnson from the **Diamondbacks** for INF Nick Ahmed, RHP Randall Delgado, INF Brandon Drury, OF Martin Prado and RHP Zeke Spruill.
- ◆ Dec. 19, 2014...Acquired by the **Padres** along with RHP Aaron Northcraft in exchange for INF Dustin Peterson, LHP Max Fried, INF Jace Peterson and OF Mallex Smith.
- ◆ Jan. 20, 2016...Signed a six-year contract with the **Tigers**.
- ◆ Aug. 31, 2017...Acquired by the **Angels** from the Tigers for a PTBNL (RHP Elvin Rodriguez) and RHP Grayson Long.
- ◆ Nov. 2, 2017...Signed a five-year contract with the **Angels**.

PERSONAL/MISC

- ◆ Justin Irvin Upton...On Twitter: @JUST_JUP
- ◆ Married: Ashley Borrer, Dec. 16, 2017...Couple has two daughters: Sydnee, Evyn...Daughter Evyn was diagnosed with Emanuel Syndrome, a rare genetic disorder which has led Justin and Ashley to become active in spreading ES awareness...Couple hosted a virtual 5K during the 2020 offseason.
- ◆ Favorite NFL team is the Pittsburgh Steelers.
- ◆ Brother, B.J., played 12 years in the Majors, last appearing in 2016 with San Diego and Toronto...Teammates with his brother in Atlanta in 2013 and 2014 and 2015 in San Diego...B.J. was originally drafted second overall by Tampa Bay in 2002; highest-drafted brothers in baseball history...Father, Manny, played baseball and football at Norfolk State.
- ◆ Played high school baseball at Great Bridge (VA)...One of six Major Leaguers (five first round picks) to come from Virginia Blasters AAU program in Tidewater region (also, Michael Cuddyer, B.J. Upton, David Wright, Ryan Zimmerman and Mark Reynolds)...Pinch-ran for the team before being old enough to make roster, when team featured his brother, Wright, Reynolds and Zimmerman.

UPTON



◆ Originally signed by Diamondbacks scout Greg Lonigro.

MISCELLANEOUS STATS

TWO-HR GAMES (17)

Sept. 15 vs. SEA
Aug. 18, 2017 vs. LAD
June 20, 2016 vs. SEA
Apr. 25, 2015 vs. LAD
Apr. 26, 2013 vs. CHC
May 20, 2009 (2) at FLA

Sept. 23, 2017 at HOU
Sept. 16, 2016 at CLE
Aug. 26, 2015 at WAS
Apr. 10, 2014 vs. NYM
July 27, 2011 at SD
May 6, 2009 at SD

Sept. 16, 2017 vs. TEX
Aug. 21, 2016 vs. BOS
May 17, 2015 vs. WAS
Aug. 1, 2013 vs. COL
June 21, 2010 vs. NYY

CAREER GRAND SLAMS HOME RUNS (8)

April 16, 2021 vs. MIN
June 11, 2017 at BOS
July 23, 2011 vs. COL

Aug. 4, 2017 at BAL
May 24, 2015 at LAD
June 2, 2009 at LAD

July 30, 2017 vs. HOU
May 17, 2013 vs. LAD

CAREER WALK-OFF HITS / RBI (11)

May 1, 2018 vs. BAL (RBI single; 9th)
June 20, 2016 vs. SEA (Solo HR; 12th)
Apr. 6, 2013 vs. CHC (Solo HR, 9th)
May 18, 2011 vs. ATL (RBI single; 11th)

Aug. 12, 2017 vs. MIN (2-run HR; 9th)
Apr. 11, 2014 vs. WAS (RBI single; 10th)
June 16, 2011 vs. SF (Solo HR; 10th)
May 5, 2011 vs. COL (RBI single; 11th)

June 4, 2017 vs. CWS (3-run HR; 9th)
Aug. 16, 2013 vs. WAS (Solo HR; 10th)
June 1, 2011 vs. FLA (RBI single; 9th)

CAREER LEADOFF HOME RUNS (3)

May 25, 2021 vs. TEX

May 26, 2021 vs. TEX

June 6, 2021 vs. TEX

ALL-STAR GAME RECORD

Year	Club	Site	AVG	G	AB	R	H	2B	3B	HR	RBI	SH	SF	HBP	BB	IBB	SO	SB	CS	GDP	SLG	OBP	E
2009	N.L.	StL	.000	1	2	0	0	0	0	0	0	0	0	0	0	0	0	0	0	0	.000	.000	0
2011	N.L.	ARI	.000	1	2	0	0	0	0	0	0	0	0	0	0	0	0	0	0	0	.000	.000	0
2015	N.L.	CIN	1.000	1	1	0	1	0	0	0	0	0	0	0	0	0	0	1	0	0	1.000	1.000	0
2017	A.L.	MIA	.500	1	2	0	1	0	0	0	0	0	0	0	0	0	1	0	0	0	.500	.500	0
TOTALS			.286	4	7	0	2	0	0	0	0	0	0	0	0	0	1	1	0	0	.286	.286	0

CAREER FIELDING

POS	PCT	G	PO	A	E	TC	DP
OF	.974	1711	3246	61	87	3394	8

UPTON'S CAREER HIGHS

SEASON	GAME
AVG .300 — 2009	H 5 — 2 times; last, 5/30/11 vs. FLA
H 171 — 2011	HR 2 — 17 times; last, 9/15/18 vs. SEA
R 107 — 2012	R 4 — 2 times; last, 6/21-10 vs. NYY
BB 75 — 2013	BB 4 — 5/6/15 vs. SF
2B 44 — 2017	2B 2 — 26 times; last, 6/5/21 vs. SEA
HR 35 — 2017	RBI 6 — 5 times; last, 7/30/17 vs. HOU
RBI 109 — 2017	SB 2 — 5 times; last, 4/11/18 at TEX
SB 21 — 2011	Hit Streak 18 — Apr. 24 - May 11, 2009





RHP



CÉSAR VALDEZ

#67

BORN: MAR. 17, 1985
BIRTHPLACE: SANTO DOMINGO, DR
MLB SERVICE: 2 YEARS, 37 DAYS
ACQUIRED: SIGNED AS MINOR LEAGUE FREE AGENT, MAR. 16, 2022
SIGNED THRU: 2022; SIGNED ONE-YEAR CONTRACT; 3/3 OPTIONS USED

OPENING DAY AGE: 37
RESIDES: SANTO DOMINGO, DR

HEIGHT: 6-2 **WEIGHT:** 225 **BATS:** R **THROWS:** R

NON-ROSTER INVITEE

VALDEZ'S LIFETIME PITCHING RECORD

Year	Club	W-L	ERA	G	GS	CG	GF	SHO	SV	IP	H	R	ER	HR	HB	BB	IBB	SO	WP	BK	BAA
2005	—D-backs (DSL)	3-4	2.59	20	0	0	0	2	31.1	25	10	9	1	1	3	0	45	2	0	---	
2006	—Yakima	7-5	3.15	16	16	2	0	0	97.0	97	43	34	5	3	20	0	81	5	0	257	
2007	—South Bend	7-10	3.41	25	25	2	0	1	0	148.0	130	63	56	11	12	32	0	106	12	0	235
2008	—Visalia	10-3	2.53	15	15	1	0	1	0	96.0	88	36	27	5	3	16	0	80	5	1	238
	Mobile	3-5	4.06	12	12	0	0	0	0	64.1	63	30	29	2	4	23	1	60	0	0	261
2009	—Reno	7-6	4.78	19	18	0	1	0	0	96.0	103	58	51	16	4	30	1	60	6	1	272
2010	—Reno	6-10	5.90	20	18	0	1	0	0	97.2	110	68	64	12	5	49	0	92	14	0	284
	ARIZONA	1-2	7.65	9	2	0	3	0	0	20.0	29	19	17	2	1	10	2	13	3	0	337
2011	—Indianapolis	1-1	3.86	34	0	0	14	0	5	42.0	36	20	18	2	3	17	2	36	0	0	228
	New Orleans	0-1	7.59	8	0	0	3	0	0	10.2	13	9	9	5	0	3	0	13	0	0	302
2012	—Laguna (Mex.)	11-8	5.27	24	23	2	0	1	0	135.0	171	87	79	14	5	18	1	84	9	0	310
2013	—Laguna (Mex.)	3-3	4.93	12	12	1	0	0	0	65.2	89	44	36	11	1	11	1	59	5	0	320
	Aguas. (Mex.)	0-0	7.71	1	1	0	0	0	0	4.2	5	4	4	0	1	2	0	1	0	0	294
2014	—									DID NOT PITCH											
2015	—Lamingo (CPBL)	2-3	5.52	8	7	0	0	0	0	45.2	61	35	28	3	3	12	0	39	2	1	---
	Tabasco (Mex.)	11-6	2.63	23	23	3	0	2	0	160.2	145	51	47	9	10	28	3	161	6	3	240
2016	—Fresno	12-1	3.12	30	18	1	1	1	0	138.1	143	49	48	8	6	13	1	114	0	1	267
2017	—Nashville	1-0	2.70	2	2	0	0	0	0	10.0	8	3	3	1	0	0	0	12	0	0	211
	OAKLAND	0-0	9.64	4	1	0	2	0	0	9.1	14	10	10	4	0	4	0	5	0	0	350
	Buffalo	3-3	3.23	11	10	1	0	0	0	61.1	56	25	22	3	3	12	0	44	2	1	242
	TORONTO	1-1	6.75	7	3	0	3	0	0	21.1	27	19	16	3	1	7	1	16	1	1	307
2018	—Tabasco (Mex.)	1-3	5.93	7	7	0	0	0	0	30.1	53	24	20	3	3	6	0	23	0	0	376
	Yucatan (Mex.)	5-0	2.48	6	6	0	0	0	0	36.1	39	12	10	0	0	5	0	37	1	0	271
2019	—Yucatan (Mex.)	15-2	2.26	23	23	0	0	0	0	147.2	140	41	37	6	6	17	0	122	8	0	251
2020	—BALTIMORE	1-1	1.26	9	0	0	7	0	3	14.1	7	3	2	0	0	3	0	12	1	0	143
2021	—BALTIMORE	2-2	5.87	39	0	0	16	0	8	46.0	62	32	30	8	1	14	2	45	2	0	320
	Norfolk	0-1	1.42	9	0	0	1	0	0	12.2	10	3	2	0	1	3	1	12	0	0	217
MAJOR TOTALS		5-6	6.08	68	6	0	31	0	11	111.0	139	83	75	17	3	38	5	91	7	1	304
MEXICAN TOTALS		46-22	3.61	96	95	6	0	0	0	580.1	642	263	233	43	26	87	5	487	29	3	280
MINOR TOTALS		60-50	3.70	221	134	7	21	3	7	905.1	882	417	372	71	45	221	6	755	46	4	263

2021 SEASON

- ◆ With **Orioles**, appeared on his first career Opening Day roster after making his MLB debut in 2010...Appeared in a career-high 39 games and recorded a career-high 45 strikeouts.
- ◆ Recorded a career-high eight saves, tied for the most on the team (with Cole Sulser).
- ◆ Converted six of eight save opportunities in April (11 G), going 2-0 with a 1.42 ERA (12.2 IP - 2 ER), three walks and 13 strikeouts; allowed a run in just three of the outings.
- ◆ Appeared in nine games with Triple-A **Norfolk**, going 0-1 with a 1.42 ERA (12.2 IP - 2 ER), issuing three walks against 12 strikeouts.

CAREER HIGHLIGHTS

- ◆ Made Major League debut with Diamondbacks, May 3, 2010 vs. Houston.
- ◆ Has pitched five seasons in the Mexican League also pitched in Chinese Professional Baseball League in 2015.
- ◆ Was a member of 2017 Dominican Republic World Baseball Classic team.

VALDEZ




CAREER TRANSACTIONS

- ◆ May 2, 2005...Signed with **Diamondbacks** as an international free agent.
- ◆ Dec. 9, 2010...Traded by **Diamondbacks** to **Pirates** as PTBNL to complete Nov. 24, 2010 trade for LHP Zach Duke.
- ◆ July 5, 2011...Traded by **Pirates** to **Marlins** for cash considerations.
- ◆ July 28, 2011...Traded by **Marlins** to **Blue Jays** for cash considerations.
- ◆ Jan. 1, 2016...Signed with **Astros** as a minor league free agent.
- ◆ Nov. 17, 2016...Signed with **Athletics** as a minor league free agent.
- ◆ May 5, 2017...Claimed off waivers from **Athletics** by **Blue Jays**.
- ◆ Jan. 10, 2020...Signed with **Orioles** as minor league free agent.
- ◆ Nov. 28, 2021...Signed with **Angels** as minor league free agent.

PERSONAL/MISC

- ◆ César Miguel Valdez.
- ◆ Married to wife, Heidi...The couple has two sons, Diego and Thiago.
- ◆ Was the Top Star at the 2008 California League Mid-Season All-Star Game.
- ◆ Has played winter ball nearly every year of career, including five seasons pitching in the Caribbean Series.
- ◆ Named 2008 Diamondbacks Minor League Pitcher of the Year after leading all Arizona minor leaguers in wins (13), and ranked second in ERA (3.14) and strikeouts (140).
- ◆ In 2008, was named by *Baseball America* as D-backs #7 prospect and was also named as having the Best Curveball and Best Changeup in the Arizona system.
- ◆ Pitched in Arizona Fall League in 2009.
- ◆ Did not pitch during 2014 regular season, but pitched in the Venezuelan Winter League that offseason.
- ◆ Originally signed by Diamondbacks scout Junior Noboa.





ANDREW VELAZQUEZ

#4

BORN: JULY 14, 1994

OPENING DAY AGE: 27

BIRTHPLACE: BRONX, NY

RESIDES: BRONX, NY

MLB SERVICE: 1 YEAR, 126 DAYS

ACQUIRED: CLAIMED OFF WAIVERS FROM NEW YORK (A.L.), NOV. 5, 2021

SIGNED THRU: 2022; UNDER CLUB CONTROL; 2/3 OPTIONS USED

HEIGHT: 5-8 **WEIGHT:** 170 **BATS:** S **THROWS:** R

VELAZQUEZ'S LIFETIME PLAYING RECORD

Year	Club	AVG	G	AB	R	H	2B	3B	HR	RBI	SH	SF	HBP	BB	IBB	SO	SB	CS	GDP	SLG	OBP	E
2012—	D-backs (AZL)	.319	29	116	33	37	8	5	1	20	1	3	1	18	0	35	20	3	3	.500	.406	7
	Missoula	.220	14	50	9	11	0	2	0	4	0	1	0	5	0	12	2	0	0	.300	.286	4
2013—	South Bend	.260	65	235	23	61	10	4	0	16	0	1	0	21	0	59	7	2	1	.336	.319	15
2014—	South Bend	.290	134	544	94	158	18	15	9	56	4	5	7	62	0	136	50	15	4	.428	.367	35
	Charlotte	.290	47	186	29	54	9	2	0	10	2	0	0	15	0	53	5	8	2	.360	.343	9
2015—	Charlotte	.231	4	13	2	3	0	0	0	2	0	0	0	2	0	6	0	0	0	.231	.333	1
	Rays (GCL)	.262	75	286	31	75	6	2	1	14	3	2	1	21	0	71	11	6	4	.308	.313	14
2017—	Montgomery	.235	108	374	49	88	17	4	9	37	6	0	3	30	0	112	18	9	6	.374	.297	12
2018—	Montgomery	.229	8	35	5	8	2	1	2	4	0	0	0	1	0	11	2	0	0	.514	.250	0
	Durham	.258	117	423	63	109	16	6	12	41	1	0	3	34	0	124	29	3	2	.409	.317	14
	TAMPA BAY	.300	13	10	3	3	1	0	0	0	0	0	1	1	0	3	1	0	0	.400	.417	0
2019—	Durham	.271	34	129	20	35	9	1	4	16	1	0	1	10	0	30	2	4	3	.450	.329	3
	TAMPA BAY	.083	10	12	2	1	1	0	0	0	0	0	0	0	0	6	0	0	0	.167	.083	1
	Indians Blue (AZL)	.429	3	7	1	3	2	0	0	0	0	0	0	2	0	1	0	0	0	.714	.556	0
	Indians Red (AZL)	.546	6	22	8	12	4	0	2	6	0	0	1	1	0	3	0	0	1	1.000	.583	0
	Columbus	.244	12	45	5	11	4	1	0	5	0	0	1	0	0	9	1	1	3	.378	.261	1
	CLEVELAND	.091	5	11	1	1	1	0	0	0	0	0	0	1	0	7	1	0	0	.182	.167	0
2020—	BALTIMORE	.159	40	63	11	10	1	1	0	3	4	0	0	10	0	23	4	2	2	.206	.274	0
	Scranton/WB	.273	77	264	40	72	20	3	7	46	2	2	1	37	0	87	29	3	4	.451	.362	7
	NEW YORK (A.L.)	.224	28	67	11	15	4	1	1	6	0	0	0	1	0	23	4	1	1	.358	.235	3
MAJOR TOTALS		.184	96	163	28	30	8	2	1	9	4	0	1	13	0	62	10	3	3	.276	.249	4
MINOR TOTALS		.270	733	2729	412	737	125	46	47	277	20	14	19	259	0	749	176	54	33	.401	.336	122

2021 SEASON

- ◆ Claimed off waivers by the **Angels** from the **Yankees** Nov. 5, 2021.
- ◆ Saw action across two stints with the **Yankees**...Marked fourth season appearing in the Majors and first with New York...Had contract selected and made season debut Aug. 9...In limited action, set new career highs in hits, doubles, home runs and RBI...Matched career bests in runs, triples, and stolen bases.
- ◆ At the Major League level, appeared in all 28 games as a shortstop.
- ◆ Hit his first career HR in the eighth on Aug. 21 vs. Minnesota...Became the sixth New York-born Yankee to homer for the club since 1993: Tim Lincecum, Alex Rodriguez, Raul Ibanez, John Flaherty and Clayton Kershaw.
- ◆ In 77 games with Triple-A Scranton, hit .273 with 40 runs, 20 doubles, three triples, seven home runs, 46 RBI and 29SB...At the time of his call-up, 26 stolen bases led all of Triple-A.
- ◆ Was a Spring Training non-roster invitee to Yankees camp.

MAJOR LEAGUE SUMMARY

2020

- ◆ In third big league season and first with **Baltimore**, made first Opening Day roster...Appeared in a career-high 40 games...Played flawless defense at shortstop (30 G), left field (7 G), center field (3 G) and second base (2 G).
- ◆ Also spent time at the Club's **Alternate Training Site** in Bowie, MD.



2019

- ◆ Saw action during four big league stints with the **Rays** and **Indians**...After starting the season with Triple-A **Durham** was called up April 21 and would go on to make three different stints before a July 3 trade to Cleveland... Was assigned to Triple-A **Columbus**...Also appeared with the **Indians Red** and **Blue** teams in Arizona for a rehab assignment...Recalled by the Indians Sept. 17 and remained with the Club for the rest of the season.

2018

- ◆ Saw first big league action across 10 games with the **Rays**...After spending a majority of the season with Double-A **Montgomery** and Triple-A **Durham**, made Major League debut Sept. 2nd in Cleveland...Entered the game as a defensive replacement in center field...Logged first big league hit Sept. 7 vs. Baltimore, a pinch-hit single to right field.
- ◆ Played six different positions for Tampa: third base (4 G), shortstop (2 G), center field (2 G), left field (1 G) and right field (1 G).
- ◆ Went a combined 31-for-34 (91.2%) in stolen base attempts in the minors and leading the International League... Following the season, was tabbed by *Baseball America* as the "Fastest Baserunner" in the International League.

POSTSEASON SUMMARY

- ◆ Made postseason debut in **2021** as the Yankees A.L. Wild Card game starting shortstop vs. Boston...Went 0-for-1 in lone plate appearance.

WILD CARD GAME TOTALS

Year	Club	Opp	AVG	G	AB	R	H	2B	3B	HR	RBI	SH	SF	HBP	BB	IBB	SO	SB	CS	GDP	SLG	OBP	E	
2021	—	NY, BOS	.000	1	0	0	0	0	0	0	0	0	0	0	0	0	0	0	0	0	0	.000	.000	0

NOTABLE MINOR LEAGUE AWARDS AND HONORS

- ◆ **2017** Midwest League Player of the Week (May 29)
- ◆ **2014** MiLB Organizational All-Star... MiLB Midwest Mid-West League Prospect of the Year...Midwest Mid-West League Post-Season All-Star...Midwest League Mid-Season All-Star...Midwest League Player of the Week (May 26)...*Baseball America* Low Class A All-Star.

CAREER TRANSACTIONS

- ◆ June 7, 2013...Selected by the **Diamondbacks** in the seventh round of the First-Year Player Draft
- ◆ Nov. 22, 2021...Traded by the **Diamondbacks** with OF Justin Williams to the **Rays** for RHP Jeremy Hellickson
- ◆ July 3, 2019...Traded by the **Rays** to the **Indians** for Future Considerations
- ◆ Feb. 19, 2020...Selected off waivers by the **Orioles** from the **Indians**
- ◆ Jan. 5, 2021...Signed as a minor league free agent by the **Yankees**
- ◆ July 17, 2021...Signed as a minor league free agent by the **Yankees**
- ◆ Jan. 5, 2021...Selected off waivers by the **Angels** from the **Yankees**

PERSONAL/MISC

- ◆ Tyler Velazquez...On Twitter: @squid718...On Instagram: squid_4.
- ◆ Nickname is Squid.
- ◆ Originally signed by Diamondbacks scout Todd Donovan.
- ◆ Graduated from Fordham H.S. (Bronx, N.Y.)...Had committed to playing collegiately at Virginia Tech in 2012.
- ◆ On July 13, 2014, set a new minor league record by reaching base in his 72nd consecutive game...Record was previously held by Kevin Millar (1997) and Kevin Youkilis (2003)...Streak reached to 74 straight games.
- ◆ Father was a police officer in the Bronx.

CAREER FIELDING

POS	PCT	G	PO	A	E	TC	DP
2B	1.000	9	16	16	0	32	6
3B	.857	8	2	4	1	7	0
SS	.982	60	50	114	3	167	13
OF	1.000	16	7	0	0	7	0

VELAZQUEZ





TYLER WADE

#14

BORN: NOV. 3, 1994

BIRTHPLACE: MURRIETA, CA

MLB SERVICE: 3 YEARS, 88 DAYS

ACQUIRED: FROM NEW YORK (A.L.) FOR A PTBNL OR CASH CONSIDERATIONS, NOV. 22, 2021

SIGNED THRU: 2022; 1ST YEAR ARB. ELIGIBLE; 3/3 OPTIONS USED

OPENING DAY AGE: 27

RESIDES: MURRIETA, CA

HEIGHT: 6-1 WEIGHT: 190 BATS: L THROWS: R

WADE'S LIFETIME PLAYING RECORD

Year	Club	AVG	G	AB	R	H	2B	3B	HR	RBI	SH	SF	HBP	BB	IBB	SO	SB	CS	GDP	SLG	OBP	E
2013	GCL Yankees	.309	46	162	37	50	10	0	0	12	2	0	2	32	0	42	11	1	3	.370	.429	7
	Staten Island	.077	4	13	0	1	0	0	0	1	0	0	0	2	0	4	0	0	1	.077	.200	0
2014	Charleston	.272	129	507	77	138	24	6	1	51	2	4	6	57	1	118	22	13	7	.349	.350	22
2015	Tampa	.280	98	368	51	103	11	5	2	28	5	4	2	39	0	65	31	15	4	.353	.349	28
	Trenton	.204	29	113	6	23	4	0	1	3	1	0	1	2	0	24	2	1	1	.266	.224	7
2016	Trenton	.259	133	505	90	131	16	7	5	27	4	1	7	66	0	103	27	8	2	.349	.352	26
2017	Scranton/WB	.310	85	339	68	105	22	4	7	31	1	4	4	38	0	75	26	5	3	.460	.382	15
	NEW YORK (A.L.)	.155	30	58	7	9	4	0	0	2	0	0	0	5	0	19	1	1	2	.224	.222	3
2018	NEW YORK (A.L.)	.167	36	66	8	11	4	0	1	5	0	0	0	4	0	23	1	0	1	.273	.214	1
	Scranton/WB	.256	91	364	46	93	18	4	4	27	2	2	3	37	2	82	11	8	3	.360	.328	13
2019	NEW YORK (A.L.)	.245	43	94	16	23	3	1	2	11	2	0	1	11	0	28	7	0	0	.362	.330	1
	Scranton/WB	.296	79	301	51	89	19	4	4	38	4	2	4	23	1	76	13	5	2	.425	.352	10
2020	NEW YORK (A.L.)	.171	52	88	19	15	3	0	3	10	1	1	3	12	0	22	4	1	1	.307	.289	1
2021	NEW YORK (A.L.)	.268	103	127	31	34	5	1	0	5	0	0	1	16	1	37	17	6	3	.323	.354	4
MAJOR TOTALS		.213	264	433	81	92	19	2	6	33	3	1	5	48	1	129	30	8	7	.307	.298	10
MINOR TOTALS		.274	694	2672	426	733	124	30	24	218	21	17	29	296	4	589	143	56	26	.370	.351	128

2021 SEASON

- ◆ Acquired by the **Angels** from the **Yankees** for a PTBL or cash considerations Nov. 22, 2021.
- ◆ In fifth big league season with the Yankees, set career highs in several offensive categories, including hits, runs, doubles, stolen bases, walks, batting average and on-base percentage.
- ◆ 17 steals led the Yankees, ranked third in the American League East (15th in A.L.) and were the most by a Bomber since 2017 (Brett Gardner, 23 SB and Jacoby Ellsbury's 22 SB).
- ◆ Defensively, appeared at shortstop (31 G), third base (27 G), second base (19 G), center field (10 G), left field (8 G) and right field (7 G)...Prior to the season, had only played 32 games in the outfield at the Major League level.
- ◆ Posted a .356 (21/59) clip over his final 42 games of the season (July 30-Oct. 3).

CAREER SUMMARY

- ◆ Southern California native has played second base, shortstop, third base and all three outfield positions during big league career.
- ◆ Enters season eight hits shy of 100 for career...Made big league debut June 27, 2017 at the White Sox...First hit came following day, June 28, a sixth inning, RBI double off Chicago's Jake Petricka.

MAJOR LEAGUE SUMMARY

2020

- ◆ In fourth season with the **Yankees**, spent entire season at the big league level for the first time in career...Set then career bests in games, runs, and home runs.
- ◆ Made Opening Day start for New York at second base...Went 1-for-1 with a run scored at Washington.

2019

- ◆ Made three different stints with the **Yankees**, setting a new career high in home runs and OPS...Swiped a then career-best seven bases.
- ◆ Tallied first career multi-stolen base game April 25 at Angel Stadium.
- ◆ Posted a .297/.366/.486 slash line in 18 games in September.



2018

- ◆ Made first career Opening Day roster for the **Yankees** in second big league season...At 23 years and 126 days, was the youngest position player to make a Yankees O.D. roster since Melky Cabrera in 2007 (age 22 years, 234 days).
- ◆ Saw action defensively at second base, shortstop and left field during four stints with New York.
- ◆ Connected for first Major League home run July 11th at Baltimore.
- ◆ With Triple-A **Scranton/Wilkes-Barre**, hit .255 (93/364) with 46 runs, 18 doubles, four triples, four HR, 27 RBI and 11 SB.

2017

- ◆ After starting the season with Triple-A **Scranton/Wilkes-Barre**, saw first big league action during three stints with the **Yankees**...Made Major League debut June 27 at Chicago (A.L.) as a pinch hitter...Scored game-tying run in the eighth inning...Collected first career hit the following night, a sixth inning, RBI double.
- ◆ At the Triple-A level, slashed .310/.382/.460 with 68 runs, 22 doubles, four triples, seven HR, 31 RBI and 26 SB), winning the International League batting title...was named to the International League Postseason All-Star Team...appeared at 2B, SS, 3B, LF, CF and RF.

POSTSEASON SUMMARY

- ◆ Has appeared on five different postseason rosters: 2017 A.L. Wild Card Game vs. Minnesota, 2018 A.L. Wild Card Game vs. Oakland, 2019 ALDS roster vs. Minnesota, the 2020 AL Wild Card Series vs. Cleveland and ALDS vs. Tampa Bay and the 2021 A.L. Wild Card Game vs. Boston.
- ◆ Made postseason debut in 2020, seeing action in four different games...Made two defensive appearances during the AL Wild Card Series vs. Cleveland (did not bat)...Walked to load the bases in the 9th inning in ALDS Game 1 at Tampa Bay (at Petco Park)...Made one more defensive appearance at second base during New York's Game 5 victory over Tampa.

WILD CARD GAME TOTALS

Year	Club	Opp	AVG	G	AB	R	H	2B	3B	HR	RBI	SH	SF	HBP	BB	IBB	SO	SB	CS	GDP	SLG	OBP	E
2020	—	NY, CLE	.000	2	0	0	0	0	0	0	0	0	0	0	0	0	0	0	0	0	.000	.000	0

DIVISION SERIES TOTALS

Year	Club	Opp	AVG	G	AB	R	H	2B	3B	HR	RBI	SH	SF	HBP	BB	IBB	SO	SB	CS	GDP	SLG	OBP	E
2020	—	NY, TB	.000	2	0	1	0	0	0	0	0	0	0	0	1	0	0	0	0	0	.000	1.000	0

NOTABLE MINOR LEAGUE AWARDS AND HONORS

- ◆ **2017** MiLB Organizational All-Star...International League Post-Season All-Star
- ◆ **2016** Eastern League Post-Season All-Star...Eastern League Mid-Season All-Star
- ◆ **2015** Florida State League Post-Season All-Star...Florida State League Mid-Season All-Star...Florida State League Player of the Week (July 13)
- ◆ **2014** MiLB Organizational All-Star

CAREER TRANSACTIONS

- ◆ June 7, 2013...Selected by **Yankees** in fourth round of the First-Year Player Draft.
- ◆ Nov. 22, 2021...Traded by **Yankees** to **Angels** for a PTBNL or cash considerations.

PERSONAL/MISC

- ◆ Tyler Dean Wade...On Twitter: @_tylerwade...On Instagram: tylerwade.
- ◆ Originally signed by Yankee Scout David Keith.
- ◆ Worked out with former Angels star Albert Pujols during the winter of 2018...For more info, click [HERE](#).
- ◆ Graduated from Murrieta Valley HS (Murrieta, CA)...School is 41 miles from Angel Stadium...Hit .524 as a senior... Had committed to playing collegiately at San Diego State University.
- ◆ Father was a football standout in high school and mother ran track in high school.

CAREER FIELDING

POS	PCT	G	PO	A	E	TC	DP
2B	.976	109	108	138	6	252	38
3B	.953	33	14	27	2	43	3
SS	1.000	66	41	63	0	104	6
OF	.961	57	47	2	2	51	0

WADE





CATCHER



CHAD WALLACH

#35

BORN: NOV. 4, 1991

BIRTHPLACE: ORANGE, CA

MLB SERVICE: 2 YEARS, 152 DAYS

ACQUIRED: CLAIMED OFF WAIVERS FROM DODGERS, AUG. 7, 2021

SIGNED THRU: 2022; UNDER CLUB CONTROL; 2/3 OPTIONS USED

OPENING DAY AGE: 30

RESIDES: YORBA LINDA, CA

HEIGHT: 6-2 **WEIGHT:** 245 **BATS:** R **THROWS:** R

NON-ROSTER INVITEE

WALLACH'S LIFETIME PLAYING RECORD

Year	Club	AVG	G	AB	R	H	2B	3B	HR	RBI	SH	SF	HBP	BB	IBB	SO	SB	CS	GDP	OBP	SLG	E
2013	— Batavia	.226	43	146	19	33	6	0	0	13	0	2	4	11	0	27	0	0	9	.295	.267	6
2014	— Greensboro	.321	78	271	50	87	19	1	7	49	2	3	4	50	2	39	3	0	13	.430	.476	4
	— Jupiter	.328	19	64	4	21	3	0	0	8	0	1	12	0	7	0	0	1	.436	.375	1	
2015	— Daytona	.246	106	370	41	91	28	1	3	32	1	3	7	39	0	77	2	3	5	.327	.351	8
2016	— Pensacola	.240	69	200	27	48	10	0	8	30	3	1	2	37	2	46	0	1	2	.363	.410	4
2017	— Louisville	.226	64	226	28	51	12	0	9	18	0	0	4	13	0	62	1	0	5	.280	.398	3
	— CINCINNATI	.091	6	11	0	1	0	0	0	0	0	0	0	0	0	5	0	0	0	.091	.091	1
2018	— MIAMI	.178	15	45	4	8	1	0	1	5	1	0	2	4	0	23	0	0	0	.275	.267	2
	— New Orleans	.225	44	147	20	33	7	0	3	16	1	3	3	20	0	47	0	1	7	.324	.333	0
	— Marlins (GCL) (1)	.357	4	14	2	5	1	0	0	5	0	0	0	2	0	1	0	0	0	.438	.429	0
2019	— MIAMI	.250	19	48	4	12	3	0	1	3	0	0	0	6	0	12	0	0	0	.333	.375	1
	— Jupiter (1)	.200	2	5	0	0	0	0	0	0	0	0	0	0	0	2	0	0	0	.000	.000	0
	— New Orleans (1)	.200	2	5	2	1	0	0	0	0	0	0	1	1	0	3	0	0	0	.429	.200	0
2020	— MIAMI	.227	15	44	4	10	3	0	1	6	1	0	0	3	0	12	0	0	1	.277	.364	0
2021	— MIAMI	.200	23	60	2	12	2	1	0	6	0	2	1	3	0	32	0	0	1	.242	.267	2
	— Jacksonville	.204	31	103	11	21	2	0	7	17	0	4	23	0	35	0	0	2	.369	.427	0	
	— Okla. City	.000	1	3	1	0	0	0	0	0	0	0	1	0	1	0	0	0	0	.250	.000	0
	— Salt Lake	.223	39	148	30	33	7	0	8	22	0	1	2	20	1	45	0	0	8	.322	.432	1
MAJOR TOTALS		.207	78	208	14	43	9	1	3	20	2	2	3	16	0	84	0	0	2	.271	.303	6
MINOR TOTALS		.249	502	1702	235	424	95	2	45	210	7	14	32	229	5	392	6	5	52	.347	.387	44

(1) rehab assignment

Disabling Injuries: 2020 — Disabled Aug. 4 - Aug. 29
2019 — Concussion; disabled May 24 (retro to May 22) - end of season

2021 SEASON

- ◆ Began season with **Marlins** and appeared in 22 games before being optioned to Triple-A **Jacksonville**.
- ◆ After 31 games with Jumbo Shrip, was recalled by Miami July 23 and had a pinch hit appearance that night vs. San Diego.
- ◆ Was designated for assignment July 24 and claimed off waivers by **Dodgers** July 30 and assigned to Triple-A **Oklahoma City**...Played in one game for OKC, Aug. 6 at Albuquerque and was then claimed off waivers by **Angels** the following day and assigned to Triple-A **Salt Lake**.
- ◆ Spent remainder of season with Bees, totaling 39 games and compiling eight home runs and 22 RBI.

CAREER HIGHLIGHTS

- ◆ Made Major League debut with Cincinnati, Aug. 27, 2017...Reds pitchers he caught that day included current Angels teammates Michael Lorenzen and Raisel Iglesias.
- ◆ Made first career Opening Day roster in 2018 with Miami.
- ◆ Hit first career home run, Sept. 23, 2018 for Miami vs. Cincinnati (off Michael Lorenzen).
- ◆ Played in Arizona Fall League following 2014, 2015 and 2016 seasons.

WALLACH



POSTSEASON SUMMARY

- ◆ Made postseason debut with **Marlins** in 2020 Wild Card Series at Chicago (N.L.) as Miami's starting catcher in both games of Miami's sweep of Cubs...Scored go-ahead run in 7th inning of Game 1...Also started behind the plate in all three games of NLDS vs. Atlanta.

WILD CARD SERIES TOTALS

Year	Club, Opp	AVG	G	AB	R	H	2B	3B	HR	RBI	SH	SF	HBP	BB	IBB	SO	SB	CS	GDP	SLG	OBP	E
2020—MIA, CHC		.143	2	7	1	1	0	0	0	0	0	0	0	0	0	3	0	0	1	.143	.143	0

DIVISION SERIES TOTALS

Year	Club, Opp	AVG	G	AB	R	H	2B	3B	HR	RBI	SH	SF	HBP	BB	IBB	SO	SB	CS	GDP	SLG	OBP	E
2020—MIA, ATL		.000	3	7	0	0	0	0	0	0	0	0	0	0	0	3	0	0	0	.000	.000	0

CAREER TRANSACTIONS

- ◆ June 9, 2010...Selected by **Dodgers** in 43rd round of First-Year Player Draft (did not sign).
- ◆ June 7, 2013...Selected by **Marlins** in fifth round of First-Year Player Draft (signed June 11, 2013).
- ◆ Dec. 11, 2014...Traded by **Marlins** with RHP Anthony DeSclafani to **Reds** for RHP Mat Latos.
- ◆ Nov. 3, 2017...Claimed off waivers from **Reds** by **Marlins**.
- ◆ July 30, 2021...Claimed off waivers from **Marlins** by **Dodgers**.
- ◆ Aug. 7, 2021...Claimed off waivers from **Dodgers** by **Angels**.

PERSONAL/MISC

- ◆ Chad Arthur Wallach...Last name is pronounced: wall-ack.
- ◆ Was a 2014 South Atlantic League Mid-Season All-Star.
- ◆ Attended Cal State Fullerton...As a junior, was named to the ABCA/Rawlings West Region second team and the Big West Conference second team.
- ◆ Is the son of former Major Leaguer Tim Wallach, who was a five-time All-Star, three-time Gold Glove Award winner and two-time Silver Slugger winner across a 17-year career with Expos (1980-92), Dodgers (1993-96) and Angels (1996).
- ◆ His brothers both played in the Minor Leagues: Matt, a catcher, (2007-13 with Dodgers), and Brett, a right-handed pitcher (2009-12 with Dodgers and Cubs).
- ◆ Was a two-year letterwinner at Calvary Chapel HS (Santa Ana, CA)...First-team All-Orange Coast League honoree after batting .400 with six home runs and 33 RBIs as a junior...Hit .489 as a senior with 10 home runs and 45 RBIs earning first-team All-Orange Coast League and All-CIF Second Team Recognition.
- ◆ Originally signed by Marlins scout Tim McDonnell.

POSITION PLAYERS PITCHING

Player	Date	Opponent	Pitching Line
Donnie Hill	July 8, 1990	@Milwaukee	1 IP, 0 H, 0 R, 1 BB, 1 SO (20 PIT - 9 STR)
Rene Gonzales	June 6, 1993	@Detroit	1 IP, 0 H, 0 R, 0 BB, 0 SO (13 PIT - 5 STR)
Chili Davis	June 17, 1993	vs. Texas	2 IP, 0 H, 0 R, 0 BB, 0 SO, 1 HBP (17 PIT - 8 STR)
Francisco Arcia	Aug. 11, 2018	vs. Oakland	1 IP, 1 H, 0 R, 0 BB, 0 SO (8 PIT - 6 STR)
Francisco Arcia	Sept. 20, 2018	@Oakland	2 IP, 4 H, 3 R, 3 ER, 0 BB, 0 SO, 2 HR (24 PIT - 17 STR)
Anthony Bemboom	Aug. 24, 2020	@Houston	1 IP, 0 H, 0 R, 1 BB, 0 SO (16 PIT - 9 STR)
Anthony Bemboom	Apr. 24, 2021	@Houston	1 IP, 3 H, 2 R, 2 ER, 0 BB, 0 SO, 1 HR (21 PIT - 14 STR)
Adam Eaton	July 27, 2021	Colorado	1 IP, 2 H, 0 R, 0 BB, 0 SO (21 PIT - 13 STR)

- Bobby Darwin made one appearance for Angels in 1962...Worked primarily as minor league pitcher until 1969 and became full-time outfielder in 1970.
- Willie Smith made 15 appearances for Angels in 1964...Was converted to full-time outfielder later that year.
- Shohei Ohtani has served as a two-way player since joining Angels in 2018.
- Jared Walsh served as a two-way player in 2019.





INFIELDER



JARED WALSH

#20

BORN: JULY 7, 1993 **OPENING DAY AGE:** 28
BIRTHPLACE: MILWAUKEE, WI **RESIDES:** DULUTH, GA
MLB SERVICE: 2 YEAR, 10 DAYS
ACQUIRED: SELECTED IN 39TH ROUND OF 2015 FIRST-YEAR PLAYER DRAFT
SIGNED THRU: 2022; UNDER CLUB CONTROL; 2/3 OPTIONS USED

HEIGHT: 6-0 **WEIGHT:** 210 **BATS:** L **THROWS:** L

WALSH'S LIFETIME PLAYING RECORD

Year	Club	AVG	G	AB	R	H	2B	3B	HR	RBI	SH	SF	HBP	BB	IBB	SO	SB	CS	GDP	SLG	OBP	E
2015	— Angels (AZL)	.339	30	109	19	37	12	4	2	28	1	3	2	11	1	17	0	0	2	.578	.400	1
	Orem	.182	3	11	1	2	0	0	0	1	0	1	0	1	0	2	0	0	0	.182	.231	1
2016	— Burlington	.290	109	393	55	114	30	1	7	36	3	1	2	31	0	81	2	0	8	.425	.344	10
2017	— Inland Empire	.331	70	275	43	91	29	1	8	52	0	1	4	26	0	72	1	0	6	.531	.395	7
	Mobile	.232	20	69	7	16	3	0	3	9	1	0	1	3	0	29	1	0	0	.406	.274	2
2018	— Inland Empire	.275	40	149	28	41	8	1	13	36	0	5	0	24	2	50	0	1	3	.604	.365	0
	Mobile	.289	41	149	26	43	13	0	8	26	0	1	2	21	1	48	1	0	5	.537	.382	2
	Salt Lake	.270	47	178	32	48	13	0	8	37	0	2	2	16	0	56	0	0	3	.478	.333	4
2019	— Salt Lake	.325	98	382	90	124	30	0	36	86	0	4	9	59	0	115	0	0	8	.686	.423	2
	LAA	.203	34	79	6	16	5	1	1	5	0	0	2	6	1	35	0	0	0	.329	.276	0
2020	— LAA	.293	32	99	19	29	4	2	9	26	0	3	1	5	0	15	0	0	0	.646	.324	1
2021	— LAA	.277	144	530	70	147	34	1	29	98	0	3	4	48	6	152	2	1	7	.509	.340	6
MAJOR TOTALS		.271	210	708	95	192	43	4	39	129	0	6	7	59	7	202	2	1	7	.508	.331	7
MINOR TOTALS		.301	462	1715	301	516	138	7	85	311	5	18	22	192	4	470	5	0	35	.538	.375	29

2021 SEASON

- Selected to first career All-Star Game during third big league season with the **Angels**...29 home runs ranked second on the Club, trailing only Shohei Ohtani (46 HR)...Spent the entire year at the Major League level for the first time in career.
- For the third consecutive season, improved in nearly every offensive category, including hits, runs, games, doubles, triples, home runs, RBI, walks and OBP...The 34 doubles were the most by a Halo since Andreton Simmons in 2017 (38 2B) and were the most by an Angel first baseman since Albert Pujols in 2014 (37 2B)...Improved walk rate from 4.6% in 2020 to 8.2%...Raised BABIP nearly 80 points.
- Was one of three first basemen and the only in the A.L. to hit .275 with 25 home runs and 30 doubles: Paul Goldschmidt and C.J. Cron...98 RBI ranked fifth in the Majors (fourth in A.L.) by a first baseman.
- In first All-Star Game, went 0-for-2, but made a bases loaded sliding catch in left field to end the 8th inning to preserve the lead for the A.L...Prior to the game, hadn't played in left field since 2018 with Triple-A Salt Lake...Was the first Angels first baseman named an All-Star since Albert Pujols in 2015.
- Hit game-tying grand slam in 9th inning on June 30 at Yankees...Club entered the bottom of the 9th trailing 8-4 and would end up winning the game 11-8...Set a career high with five RBI and matched a career best with two home runs...Picked up first two of three walk off hits for the Angels: April 4 vs. the White Sox (home run) and July 2 vs. Baltimore (single).

CAREER SUMMARY

- 2021 All-Star begins fourth season with the **Angels**...Enters the season five runs shy of 100 for career.
- 39 career home runs are the fourth most all-time by a University of Georgia alumni, trailing Glenn Davis (190 HR), Gordon Beckham (80 HR) and Jeff Keppinger (45 HR).

FIRST THINGS FIRST

Angels first basemen with 25 HR/30 2B seasons

Player	Season	HR/2B
Jared Walsh	2021	29/34
Mark Trumbo	2013	34/30
Albert Pujols	2012	30/50
Mark Trumbo	2011	29/31
Kendrys Morales	2009	34/43
Mo Vaughn	2000	36/31
Wally Joyner	1987	34/33

WALSH



- ◆ Following the 2021 season, was named the winner of the Dick Siebert Award, given to the Upper Midwest Player of the Year...Award is given by the Twin Cities chapter of the BBWAA.
- ◆ Made Major League debut May 15, 2019 vs. Minnesota...Tallied three hits that afternoon.

MAJOR LEAGUE SUMMARY

2020

- ◆ In two stints with the **Angels**, improved in nearly every offensive category compare to rookie campaign including, average, hits, runs, triples, home runs, RBI, slugging and OBP...Among A.L. rookies, finished tied for second in home runs, tied for third in RBI, sixth in OPS (.971) and ninth in runs scored...Finished seventh in the American League Rookie of the Year voting...Also voted to *Baseball Digest's* 2020 MLB Rookie All-Star Team at first base.
- ◆ After going hitless in his first 10 plate appearances of the season, was optioned to the Club's **Alternate Training Site** in Long Beach, CA...Recalled Aug. 28 and went on to hit .326 (29/89) with four doubles, two triples, nine home runs and 26 RBI.
- ◆ Tabbed as September's American League Rookie of the Month after posting a .337/.368/.744 slash line... Ranked among the American League September leaders in OPS (1.113; 2nd), RBI (2nd) and home runs (3rd)...His nine September home runs were tied for third most all-time in franchise history trailing only Mo Vaughn (11 in 1999) and Vlad Guerrero (11 in 2004)...Homered in four straight games Sept. 8-12, marking 18th such streak in Club history.
- ◆ Had an RBI and scored a run in nine consecutive games (Sept. 6-17), the longest such streak in Major League history by a rookie since the RBI became an official stat in 1920...Became the ninth player in A.L. history with an RBI and run scored in nine straight games, joining Rudy York (12 straight games), Ted Williams (11), Lou Gehrig (10), David Ortiz (9), Don Mattingly (9), Rocky Colavito (9) and Joe DiMaggio (9).

2019

- ◆ Two-way player split season between Triple-A **Salt Lake** and the **Angels**...Saw action over five different stints with the Halos...Initially had contract selected from Salt Lake May 15th and made Major League debut that afternoon...Went 3-for-5 in debut, starting the game at first base...Connected for first career big league homer Sept. 9th, a pinch-hit homer in the 8th...Was the second Angel with a pinch-hit homer in 2019.
- ◆ Made five pitching appearances at the big league level going 0-0, 1.80 ERA (5.0 IP – 1 ER) with five strikeouts...Limited opposing hitters to a .176 BAA.
- ◆ Finished the minor league season batting .325 (124/382) with 36 home runs and 86 RBI...The 36 homers ranked third in the Pacific Coast League and tied the Bees' franchise record (Mark Trumbo, 36 HR in 2010)... Were the most all-time by a left-handed hitter in club annals...His .686 slugging percentage was the third-best by a Triple-A player while his 1.110 OPS ranked fifth.
- ◆ Also made 13 outings as a pitcher for Salt Lake, going 1-0 with a 4.15 ERA (13 IP – 6 ER), nine strikeouts and five walks.

NOTABLE MINOR LEAGUE AWARDS AND HONORS

- ◆ **2019** MiLB.com Organizational All-Star...Baseball America Triple-A All-Star...Pacific Coast League Post-Season All-Star...Angels Organizational Player of the Month (July).
- ◆ **2018** MiLB.com Organizational All-Star...Southern League Player of the Week

CAREER TRANSACTIONS

- ◆ June 10, 2015...Selected by **Angels** in the 39th round of the 2015 First-Year Player Draft.

PERSONAL/MISC

- ◆ Jared James Walsh...On Twitter: @Walshey21
- ◆ Participated in multiple digital hospital visits with patients at Children's Hospital of Orange County and Miller's Children's Hospital during the 2020 offseason.
- ◆ Played college baseball at the University of Georgia where he was a communications studies major...During senior season, led SEC in opponent batting average (.185) and ranked third in ERA (2.60), while also batting .306 with 19 extra-base hits and 22 RBI...Underwent Tommy John surgery during summer before freshman year of college.
- ◆ Attended Peachtree Ridge HS (GA)...Named Region 7-A AAAA Player of the Year and led school to first-ever playoff appearance...Earned All-Gwinnett County and Gwinnett Dugout Club First Team honors.
- ◆ Favorite athlete growing up was Hines Ward and favorite movie was Goodfellas.
- ◆ Originally signed by Angels scout Todd Hogan.



MISCELLANEOUS STATS

TWO-HR GAMES (3)

July 7, 2021 vs. Boston

June 30, 2021 at New York (A.L.)

May 1, 2021 at Seattle

April 4, 2021 vs. Chicago (A.L.)

CAREER GRAND SLAMS (2)

June 30, 2021 at New York (A.L.)

Sept. 21, 2020 vs. Texas

CAREER WALK-OFF HITS / RBI (3)

July 2, 2021 vs. BAL (RBI-single, 9th inn.)

April 4, 2021 vs. CWS (3-run HR; 9th)

May 25, 2019 vs. TEX (RBI-single, 9th inn.)

ALL-STAR GAME RECORD

Year	Club	Site	AVG	G	AB	R	H	2B	3B	HR	RBI	SH	SF	HBP	BB	IBB	SO	SB	CS	GDP	SLG	OBP	E	
2022	A.L.	COL	.000	1	2	0	0	0	0	0	0	0	0	0	0	0	0	0	0	0	0	.000	.000	0

WALSH'S LIFETIME PITCHING RECORD

Year	Club	W-L	ERA	G	GS	CG	GF	SHO	SV	IP	H	R	ER	HR	HB	BB	IBB	SO	WP	BK	BAA
2016	Burlington	1-1	3.00	2	0	0	2	0	0	3	3	1	1	0	0	2	0	4	1	0	.250
2017										DID NOT PITCH											
2018	Inland Empire	0-1	4.50	2	0	0	2	0	0	2	3	2	1	0	0	0	0	4	0	0	.333
	Mobile	0-0	0.00	2	0	0	1	0	0	2	0	0	0	0	0	1	0	1	0	0	.000
	Salt Lake	0-0	0.00	4	0	0	4	0	1	1.2	3	0	0	0	0	1	0	2	0	0	.375
2019	Salt Lake	1-0	4.15	13	0	0	12	0	1	13.0	16	6	6	0	0	5	0	9	0	0	.291
	LAA	0-0	1.80	5	0	0	5	0	0	5.0	3	1	1	0	0	6	0	5	0	0	.176
2020	LAA									DID NOT PITCH											
2021	LAA									DID NOT PITCH											
MAJOR TOTALS		0-0	1.80	5	0	0	5	0	0	5.0	3	1	1	0	0	6	0	5	0	0	.176
MINOR TOTALS		2-2	3.32	23	0	0	21	0	2	21.2	25	9	8	0	0	9	0	20	1	0	.278

CAREER FIELDING

POS	PCT	G	PO	A	E	TC	DP
P	1.000	5	1	2	0	3	0
1B	.995	181	1193	99	6	1298	118
OF	.962	20	25	0	1	26	0

WALSH'S CAREER HIGHS

SEASON	GAME
AVG .293 — 2020	H 4 — 3 times; last, 9/25/21 vs. SEA
R 70 — 2021	R 2 — 17 times; last, 9/30/21 at TEX
H 147 — 2021	HR 2 — 4 times; last, 7/7/21 vs. BOS
2B 34 — 2021	2B 2 — 2 times; last, 5/16/21 at BOS
HR 29 — 2021	RBI 5 — 6/30/21 at NYY
RBI 98 — 2021	SB 1 — 2 times; last, 5/10/21 at HOU
SB 2 — 2021	Hit Streak 14 — Sept. 6-22, 2021



RHP



ANDREW WANTZ

#60

BORN: OCT. 13, 1995

BIRTHPLACE: ERIE, PA

MLB SERVICE: 93 DAYS

ACQUIRED: SELECTED IN SEVENTH ROUND OF 2018 FIRST-YEAR PLAYER DRAFT

SIGNED THRU: 2022; UNDER CLUB CONTROL; 0/3 OPTIONS USED

OPENING DAY AGE: 26

RESIDES: HOLLY SPRINGS, NC

HEIGHT: 6-4 **WEIGHT:** 240 **BATS:** R **THROWS:** R

WANTZ'S LIFETIME PITCHING RECORD

Year	Club	W-L	ERA	G	GS	CG	GF	SHO	SV	IP	H	R	ER	HR	HB	BB	IBB	SO	WP	BK	BAA
2018	Orem	0-0	0.00	4	0	0	2	0	0	6.0	3	3	0	0	0	3	0	12	1	0	.130
	Burlington	1-2	3.71	14	0	0	3	0	0	17.0	11	8	7	2	0	12	0	35	2	0	.180
2019	Inland Empire	5-3	3.56	11	6	0	1	0	0	48.0	40	21	19	4	2	17	0	58	2	0	.221
	Mobile	0-6	7.13	13	12	0	0	0	0	48.0	59	42	38	12	4	26	0	54	3	0	.294
2020	DID NOT PLAY - No Minor League Season																				
2021	Salt Lake	1-0	1.78	12	5	0	2	0	0	30.1	22	9	6	2	0	6	0	30	2	0	.200
	LAA	1-0	4.94	21	0	0	3	0	0	27.1	23	17	15	5	3	11	1	38	1	0	.219
MAJOR TOTALS		1-0	4.94	21	0	0	3	0	0	27.1	23	17	15	5	3	11	1	38	1	0	.219
MINOR TOTALS		7-11	4.22	54	23	0	8	0	0	149.1	135	83	70	20	6	64	0	189	10	0	.234

2021 SEASON

- ◆ Began season at Triple-A **Salt Lake** and made eight appearances (five starts) for Bees before having contract selected July 3...Was 1-0 with a 2.10 ERA (25.2 IP - 6 ER) and 25 strikeouts in those initial eight outings for Salt Lake.
- ◆ Made Major League debut with **Angels** July 4 vs. Baltimore and became first player from the Angels 2018 Draft class to reach the Majors...Recorded first career strikeout vs. Domingo Leyba.
- ◆ Totaled four appearances during first big league stint before being optioned back to Salt Lake, July 27...Worked 2.2 perfect innings for Bees across two outings (Aug. 1 & Aug. 3) before being recalled Aug. 6, but was optioned again Aug. 8 without appearing for Angels.
- ◆ After not allowing an earned run in each of his next two relief outings (2 IP) for Salt Lake, he was recalled for third big league stint, Aug. 18, and remained in Majors for remainder of season...Overall, did not allow an earned run in each of his last eight minor league games (two starts), working 15 innings with 15 strikeouts.
- ◆ Earned first Major League win Aug. 28 vs. San Diego following 1.1 innings of scoreless relief work, with three strikeouts.
- ◆ Did not allow a run in 14 of 21 overall Major League appearances...Ranked third among Angels pitchers, averaging 12.5 SO/9 innings and held opponents to a .219 batting average (23/105).

CAREER TRANSACTIONS

- ◆ June 5, 2018...Selected by **Angels** in seventh round of 2018 First-Year Player Draft (signed June 6, 2018).

PERSONAL/MISC

- ◆ Andrew Hunter Wantz (last name rhymes with 'pants')...On Twitter: @Andrew_Wantz.
- ◆ Did not play during 2020 season...Gave pitching lessons during the Covid-19 shutdown and worked out in a friend's garage in North Carolina.
- ◆ Played collegiately at University of North Carolina at Greensboro, where he majored in business administration...In 2016, he was an All-Southern Conference first-team selection and the SoCon Co-Pitcher of the Year...Also earned All-SoCon second-team honors in 2018.
- ◆ Graduate of Holly Spring HS (Holly Springs, NC)...Tabbed 2014 Atlantic Region Honorable Mention by *Perfect Game*...Named to the all-conference team his junior year after compiling a 9-1 record, 1.70 ERA and fanning 76 batters – the second most in a single season in school history.
- ◆ Andrew's mother, Sherry, tracked down Brandon Marsh's first career home run ball from the fan who caught it on Aug. 25, 2021 in Baltimore, and returned the ball to Andrew in the bullpen to give it to Marsh.
- ◆ Originally signed by Angels scout Chris McAlpin.

CAREER FIELDING

POS	PCT	G	PO	A	E	TC	DP
P	1.000	21	1	0	0	1	0



TAYLOR WARD

#3

BORN: DEC. 14, 1993 **OPENING DAY AGE:** 28
BIRTHPLACE: DAYTON, OH **RESIDES:** CHULUOTA, FL
MLB SERVICE: 1 YEAR, 164 DAYS
ACQUIRED: SELECTED IN FIRST ROUND (26TH OVERALL) OF 2015 FIRST-YEAR
PLAYER DRAFT
SIGNED THRU: 2021; UNDER CLUB CONTROL; 2/3 OPTIONS USED

HEIGHT: 6-1 **WEIGHT:** 200 **BATS:** R **THROWS:** R

WARD'S LIFETIME PLAYING RECORD

Year	Club	AVG	G	AB	R	H	2B	3B	HR	RBI	SH	SF	HBP	BB	IBB	SO	SB	CS	GDP	SLG	OBP	E
2015	— Orem	.349	32	109	20	38	4	1	2	19	0	1	2	29	1	8	5	2	3	.459	.489	4
	Burlington	.348	24	92	10	32	3	0	1	12	1	0	0	10	0	15	1	1	3	.413	.412	0
2016	— Inland Empire	.249	123	466	61	116	11	0	10	56	5	5	5	48	1	81	0	0	15	.337	.323	5
2017	— Inland Empire	.242	54	207	32	50	11	1	6	30	3	2	0	35	0	43	0	0	7	.391	.348	3
	Mobile	.286	33	119	14	34	3	0	3	19	0	2	2	22	0	17	0	0	5	.387	.400	4
2018	— Mobile	.345	42	148	26	51	8	0	6	25	0	1	1	29	1	33	8	1	5	.520	.453	6
	Salt Lake	.352	60	227	42	80	18	0	8	35	0	2	2	36	1	61	10	2	5	.537	.442	6
	LAA	.178	40	135	14	24	3	0	6	15	0	0	3	9	0	45	2	0	0	.333	.245	5
2019	— Salt Lake	.306	106	421	102	129	34	1	27	71	0	1	9	80	1	101	11	5	7	.584	.427	9
	LAA	.190	20	42	4	8	3	0	1	2	0	0	0	6	0	23	0	0	1	.333	.292	2
2020	— LAA	.277	34	94	16	26	6	2	0	5	0	0	0	8	0	28	2	0	1	.383	.333	0
2021	— LAA	.250	65	208	33	52	15	0	8	33	2	1	6	20	0	55	1	1	4	.438	.332	2
	Salt Lake	.429	13	49	15	21	9	0	4	10	0	0	1	9	1	12	2	0	0	.857	.525	1
	Angels (AZL)	.143	3	7	0	1	1	0	0	0	0	0	0	1	0	2	1	0	0	.286	.250	0
MAJOR TOTALS		.230	159	479	67	110	27	2	15	55	2	1	9	43	0	151	5	1	6	.388	.305	9
MINOR TOTALS		.299	490	1845	322	552	102	3	67	277	9	14	22	299	6	373	38	11	50	.467	.401	38

Disabling Injuries: 2021 — Right adductor strain; disabled Oct. 3 - end of season

2021 SEASON

- ◆ In fourth big league season, made two stints with the **Angels**...Set new career highs in games played, hits, doubles, home run, RBI, walks and OPS.
- ◆ Appeared defensively at all three outfield positions (64 G) and made first big league appearance at catcher... Made just two errors in 509.2 innings in the outfield (.984 fielding percentage)...Catching appearance was first at any level since 2017 in Double-A Mobile.
- ◆ Tallied first career grand slam on June 17 vs. Detroit.
- ◆ Following Spring Training, started season at Club's **Alternate Training Site** in Tempe, AZ...Assigned to **Triple-A Salt Lake** May 4th and was recalled by the Angels the following day...Optioned to Triple-A July 22nd and was placed on the 7-day injured list July 30...Following a rehab assignment with the **Arizona League Angels**, was activated by Salt Lake Sept. 20...Recalled by the Halos Sept. 29 before being placed on the injured list with a right adductor strain Oct. 3.

MAJOR LEAGUE SUMMARY

2020

- ◆ Made two stints with the **Angels** while also spending time at the Club's **Alternate Training Site** in Long Beach, CA...Despite shortened season, set then career highs in hits, runs, doubles, triples, average, OBP and slugging...Named to his first career Opening Day roster.
- ◆ Posted a .350 (21/60) average with 11 runs scored, six doubles and a triple in September to raise season average from .147 to .277.
- ◆ Broke up Zack Greinke's perfect game with 6th inning single on Aug. 1.

2019

- ◆ Split time between Triple-A **Salt Lake** and the Majors... Made season debut for **Angels** on Apr. 10 against the Brewers going 1-for-3 with a double.
- ◆ Posted above a .300 BA in the minors for second consecutive season with a .306 average (129/421)... Was 20th in OPS (1.010) for all of Triple-A and 4th in PCL... Had 34 doubles which was good for 6th in PCL.



- ◆ In a 38-game stint with Salt Lake batted .319 (51/160) with 37 runs, 15 doubles, 11 home runs, 32 RBI, 21 walks and a 1.030 OPS... Had a 35-game on base streak (Aug. 2, 2018-May 18, 2019) during which he compiled a .313 BA (41/131) with 12 doubles, 8 home runs, 22 RBI and 27 walks.
- ◆ His best performance with the Angels came on Sept. 25 against Oakland when he went 2-for-3 with a home run and an RBI.
- ◆ Made professional outfield debut on Apr. 10 for Salt Lake... Played 86 games in outfield between Angels and Salt Lake over the course of the season.

2018

- ◆ Saw action at three different levels of the **Angels** system, including making Major League debut on Aug. 14... Spent time in Double-A **Mobile** and Triple-A **Salt Lake**, batting a combined .349 (131/375) with 26 doubles, 14 home runs and 60 RBI...The .349 clip ranked second overall in MiLB (min. 300 AB), trailing only Vladimir Guerrero Jr. (.381).
- ◆ Began season with Mobile, batting .345 (51/148) with eight doubles, six home runs and 25 RBI before being promoted to Triple-A June 2...Hit .345 (80/227) with 18 doubles, eight home runs and 35 in 60 games with the Bees...Was leading Salt Lake in average at promotion.
- ◆ Had contract selected Aug. 14th and made Major League debut that night at San Diego (2-for-3, 2B, 1 RBI)... Became the 15th Angel to drive in a run with their first hit...Finished the season with six home runs, the most by an Angels rookie third baseman since 2005 (Dallas McPherson, 8 HR).
- ◆ Entered the season ranked as the Angels No. 8 prospect by MLB.com.
- ◆ Defensively, transitioned to third base at the start of season after playing exclusively at catcher during first three professional campaigns.

NOTABLE MINOR LEAGUE AWARDS AND HONORS

- ◆ **2019** Mid-Season Pacific Coast League All-Star.
- ◆ **2018** Mid-Season Southern League All-Star...Angels Minor League Organizational Player of the Month for July.
- ◆ **2017** MiLB.com Organizational All-Star...Participated in the Arizona Fall League...Angels Minor League Organizational Player of the Month for August.
- ◆ **2016** MiLB.com Organizational All-Star...Participated in Arizona Fall League and the Rising Stars Game.
- ◆ **2015** Mid-Season Pioneer League All-Star.

CAREER TRANSACTIONS

- ◆ June 6, 2012...Selected by **Rays** in 31st round of 2012 First-Year Player Draft (did not sign).
- ◆ June 8, 2015...Selected by **Angels** in first round (26th overall) of 2015 First-Year Player Draft (signed June 12, 2015).

PERSONAL/MISC

- ◆ Joseph Taylor Ward...On Twitter: @Warrdyboy7.
- ◆ Named First-Team All-Mountain West in 2015 with Fresno State (a back-to-back All-Mountain West Conference selection)...Started all 59 games for FSU and ranked among Bulldogs' leaders with a .304 (65/214) average (3rd), 14 doubles (2nd), seven home runs (T-1st), 42 RBI (1st) and 104 total bases (1st)... Caught 13 of 23 (56.5%) runners attempting to steal a base.
- ◆ In three years at Fresno State, batted .288 (157/545) with 29 doubles, 16 home runs and 98 RBI in 162 games...Threw out 33 of 55 (60%) potential basestealers.
- ◆ Prepped at Shadow Hills HS (CA)...A two-time first-team De Anza League honoree...Named De Anza League Most Valuable Player and first-team All-CIF as a junior...Holds school records for batting average, hits, triples, home runs and RBI...First athlete in school history to receive Division I scholarship.
- ◆ Signed by Angels scout Scott Richardson...Originally drafted by Tampa Bay in 31st round of 2012 MLB Amateur Draft before electing to play for Fresno State.

MISCELLANEOUS STATS

CAREER GRAND SLAMS HOME RUNS (1)

June 17, 2021 vs. DET

CAREER WALK-OFF HITS / RBI (1)

Sept. 30, 2018 vs. OAK (2-run home run; 9th)

CAREER FIELDING


POS	PCT	G	PO	A	E	TC	DP	PB
C	1.000	1	2	0	0	2	0	0
3B	.920	44	17	64	7	88	4	
OF	.990	126	188	2	2	192	0	

WARD





RHP



AUSTIN WARREN

#61

BORN: FEB. 5, 1996
BIRTHPLACE: FAYETTEVILLE, NC

OPENING DAY AGE: 26
RESIDES: FAYETTEVILLE, NC

MLB SERVICE: 68 DAYS

ACQUIRED: SELECTED IN SIXTH ROUND OF 2018 FIRST-YEAR PLAYER DRAFT

SIGNED THRU: 2022; UNDER CLUB CONTROL; 0/3 OPTIONS USED

HEIGHT: 6-0 **WEIGHT:** 170 **BATS:** R **THROWS:** R

WARREN'S LIFETIME PITCHING RECORD

Year	Club	W-L	ERA	G	GS	CG	GF	SHO	SV	IP	H	R	ER	HR	HB	BB	IBB	SO	WP	BK	BAA
2018	Orem	0-0	7.11	4	0	0	0	0	0	6.1	11	5	5	1	0	4	0	11	2	0	.355
	Burlington	0-2	3.00	15	0	0	6	0	3	21.0	17	9	7	3	1	5	0	27	2	0	.224
2019	Inland Empire	2-7	3.30	27	0	0	9	0	2	43.2	39	21	16	5	1	21	0	63	4	0	.242
	Mobile	1-2	2.57	9	0	0	5	0	0	14.0	12	7	4	0	0	9	0	14	2	0	.218
2020	LAA	<i>DID NOT PLAY — No Minor League Season</i>																			
2021	Salt Lake	2-3	6.19	22	1	0	3	0	1	36.1	42	26	25	5	2	18	0	45	1	0	.292
	LAA	3-0	1.77	16	0	0	1	0	1	20.1	16	5	4	0	1	5	0	20	0	0	.205
MAJOR TOTALS		3-0	1.77	16	0	0	1	0	1	20.1	16	5	4	0	1	5	0	20	0	0	.205
MINOR TOTALS		9-12	4.23	77	0	0	23	0	6	121.1	121	68	57	14	4	57	0	160	11	0	.259

Disabling Injuries: 2021 — Disabled Aug. 25 - Sept. 20

2021 SEASON

- ◆ Began season at Triple-A **Salt Lake** and recorded 4+ outs in 14 of 22 appearances...In final six games with Bees, pitched to a 2.70 ERA (13.1 IP - 4 ER) and 20 SO.
- ◆ Made Major League debut with **Angels** July 29 vs. Oakland and tossed 1.1 perfect innings...Entered game inheriting the bases loaded with two outs in 7th inning and retired Ramon Laureano on a groundout...Recorded first career strikeout vs. Sean Murphy to end 8th inning...Became third pitcher in Angels history to inherit bases loaded in MLB debut and strand all three runners, joining John Verhoeven (July 6, 1976 vs. CLE) and Vern Geishert (Aug. 26, 1969 at CLE).
- ◆ Did not allow an earned run in 13 of 16 Major League appearances and yielded just four total earned runs across his 20.1 innings pitched (1.77 ERA)...Also stranded 10 of 13 inherited runners (77%).
- ◆ Earned first Major League win in relief, Aug. 6 at Dodger Stadium, after retiring seven of eight batters faced.
- ◆ Recorded first career save Aug. 19 at Detroit with two perfect innings pitched.
- ◆ Missed 22 games on injured list from Aug. 25 - Sept. 20.

NOTABLE MINOR LEAGUE AWARDS AND HONORS

- ◆ 2019 California League Mid-Season All-Star

CAREER TRANSACTIONS

- ◆ June 5, 2018...Selected by **Angels** in sixth round of 2018 First-Year Player Draft (signed June 7, 2018).

PERSONAL/MISC

- ◆ Austin Davis Warren...On Twitter: @austinwarren96.
- ◆ Represented Angels in 2019 Arizona Fall League and pitched to a 1.54 ERA (11.2 IP - 2 ER) in nine appearances.
- ◆ Attended University of North Carolina at Wilmington...Also played two seasons of junior college ball at Wake Tech Community College (Raleigh, NC).
- ◆ Graduate of Terry Sanford HS (Fayetteville, NC) where he earned All-Conference honors three times and All-Region honors twice...Was also on bowling team, earning All-Conference honors and finished third in state individual championships.
- ◆ Father, Marty, was White Sox eighth round pick in 1985 Draft out of Campbell University and pitched during two minor league seasons in Chicago's system.
- ◆ Originally signed by Angels scout Chris McAlpin.

CAREER FIELDING

POS	PCT	G	PO	A	E	TC	DP
P	1.000	16	4	3	0	7	0

WARREN



RHP



ZACK WEISS

#57

BORN: JUNE 16, 1992
BIRTHPLACE: IRVINE, CA

OPENING DAY AGE: 29
RESIDES: IRVINE, CA

MLB SERVICE: 9 DAYS
ACQUIRED: SIGNED AS MINOR LEAGUE FREE AGENT, NOV. 28, 2021
SIGNED THRU: 2022; SIGNED ONE-YEAR CONTRACT; 1/3 OPTIONS USED

HEIGHT: 6-3 **WEIGHT:** 210 **BATS:** R **THROWS:** R

NON-ROSTER INVITEE

WEISS'S LIFETIME PITCHING RECORD

Year	Club	W-L	ERA	G	GS	CG	GF	SHO	SV	IP	H	R	ER	HR	HB	BB	IBB	SO	WP	BK	BAA
2013	—Reds (AZL)	0-0	0.00	2	0	0	0	0	0	2.0	1	1	0	0	1	1	0	2	0	0	.143
	Billings	2-4	4.39	10	5	0	1	0	0	26.2	30	21	13	7	4	4	0	18	3	0	.275
2014	—Dayton	2-4	2.42	34	0	0	11	0	3	63.1	50	18	17	4	3	21	0	80	8	0	.217
2015	—Daytona	0-0	0.00	9	0	0	8	0	5	11.2	2	0	0	0	0	1	0	22	2	0	.056
	Pensacola	1-3	2.42	45	0	0	39	0	25	52.0	40	16	14	5	0	14	1	68	2	0	.214
2016	—Pensacola	INJURED - DID NOT PLAY																			
2017	—Daytona	2-1	2.08	10	0	0	4	0	1	13.0	8	6	3	1	0	2	0	19	1	0	.178
	Pensacola	2-4	2.89	24	0	0	19	0	9	28.0	22	15	9	2	1	11	0	37	5	0	.210
2018	—Louisville	2-2	9.00	11	1	0	4	0	1	11.0	13	14	11	3	0	15	0	11	0	0	.283
	CINCINNATI	0-0	inf.	1	0	0	0	0	0	0.0	2	4	4	2	0	2	0	0	0	0	1.000
	Reds (AZL)	0-1	4.26	5	1	0	0	0	0	6.1	6	4	3	0	0	1	0	6	0	0	.240
	Pensacola	1-0	1.17	5	0	0	1	0	0	7.2	5	2	1	0	0	4	1	9	2	0	.192
2019	—Rochester	0-1	9.28	6	0	0	0	0	0	10.2	19	11	11	2	0	3	10	4	0	0	.380
	Pensacola	1-2	5.94	10	0	0	8	0	0	16.2	18	13	11	3	0	12	2	20	3	1	.305
	Long Island (Ind.)	4-1	4.68	16	0	0	4	0	1	25.0	23	14	13	2	0	12	0	34	3	0	.250
2020	—Sugar Land (Ind.)	1-0	5.40	5	0	0	0	0	0	6.2	9	4	4	2	0	2	0	7	1	0	---
2021	—Kansas City (Ind.)	0-0	4.50	1	0	0	1	0	0	2.0	1	1	1	0	0	1	0	5	1	0	---
	Tacoma	2-3	4.31	30	1	0	7	0	1	39.2	34	29	19	5	3	24	4	56	2	3	.225
MAJOR TOTALS		0-0	inf.	1	0	0	0	0	0	0.0	2	4	4	2	0	2	0	0	0	0	1.000
IND. TOTALS		5-1	4.81	22	0	0	5	0	1	33.2	33	19	18	4	0	15	0	46	5	0	---
MINOR TOTALS		15-25	3.49	201	8	0	102	0	45	288.2	248	150	112	32	12	113	8	358	32	4	.230

2021 SEASON

- ◆ Began season with one appearance for **Kansas City Monarchs** in independent American Association.
- ◆ After signing with Seattle, May 22, totaled 30 games for Triple-A **Tacoma**...Ranked fourth on Rainiers staff with 30 appearances and averaged 12.7 strikeouts per nine innings (39.2 IP -56 SO).
- ◆ During the summer, also pitched for **Israel** at the Tokyo 2020 Olympic Games...Pitched in three games (7 IP) during the tournament and was the winning pitcher in a Knockout Stage game vs. Mexico.

CAREER HIGHLIGHTS

- ◆ Made Major League debut with Reds, Apr. 12, 2018 vs. St. Louis.
- ◆ Has pitched for Team Israel at the 2019 European Baseball Championship, Africa/Europe 2020 Olympic Qualification tournament and the 2020 Olympics.
- ◆ In 2015, was a Cincinnati *MLB.com* Organization All-Star and Southern League Post-Season All-Star.

CAREER TRANSACTIONS

- ◆ June 8, 2010...Selected by **Pirates** in 10th round of First-Year Player Draft (did not sign).
- ◆ June 7, 2013...Selected by **Reds** in sixth round of First-Year Player Draft (signed July 10, 2013).
- ◆ Nov. 19, 2018...Signed with **Twins** as a minor league free agent.
- ◆ Feb. 21, 2020...Signed with **Indians** as a minor league free agent.
- ◆ May 22, 2021...Signed with **Mariners** as a minor league free agent.
- ◆ Nov. 28, 2021...Signed with **Angels** as minor league free agent.

PERSONAL/MISC

- ◆ Zachary D. Weiss...On Twitter: @zackweiss32.
- ◆ Has dual citizenship in the United States and Israel and is a member of the Israeli national baseball team.
- ◆ Missed entire 2016 season following Dec. 2015 arthroscopic surgery to remove scar tissue in his right elbow.



- ◆ Pitched collegiately at UCLA, from 2011-13...Was a 2011 Freshman All-American...Had a career-best 2.25 ERA as a reliever on the Bruins 2013 National Championship squad...Was a Geography/Environmental Studies major.
- ◆ Was a 2013 *Jewish Sports Review* Division I College Baseball All-American, along with Alex Bregman and Brad Goldberg.
- ◆ Played in the 2011 Cape Cod League for the Yarmouth-Dennis Red Sox.
- ◆ Attended Northwood HS (Irvine, CA) where as a senior he was second-team All-CIF Southern Section Division II and second-team All-Sea View League...Academically, had a 4.0 GPA
- ◆ Pitched in independent leagues in 2019 (Long Island Ducks - Atlantic League), 2020 (Sugar Land Skeeters -
- ◆ Originally signed by Reds scout Rex De La Nuez.





KEAN WONG

#8

BORN: APR. 17, 1995

BIRTHPLACE: HILO, HI

MLB SERVICE: 95 DAYS

ACQUIRED: SIGNED AS MINOR LEAGUE FREE AGENT, MAR. 16, 2022

SIGNED THRU: 2022; SIGNED ONE-YEAR CONTRACT; 1/3 OPTIONS USED

OPENING DAY AGE: 26

RESIDES: HILO, HI

HEIGHT: 5-9

WEIGHT: 190

BATS: L

THROWS: R

NON-ROSTER INVITEE

WONG'S LIFETIME PLAYING RECORD

Year	Club	AVG	G	AB	R	H	2B	3B	HR	RBI	SH	SF	HBP	BB	IBB	SO	SB	CS	GDP	OBP	SLG	E
2013	— Rays (GCL)	.328	46	177	27	58	7	2	0	22	3	0	3	11	0	22	7	1	3	.377	.390	4
2014	— Bowling Green	.306	106	422	56	129	15	3	2	24	2	2	1	27	0	73	13	7	5	.347	.370	7
2015	— Charlotte	.274	103	394	46	108	14	3	1	36	9	6	0	29	0	65	15	6	12	.319	.332	9
2016	— Montgomery	.276	117	446	52	123	22	2	5	56	10	3	2	31	1	72	10	10	9	.324	.368	12
2017	— Durham	.265	105	377	44	100	21	0	5	44	2	2	2	34	0	78	14	9	6	.328	.361	11
	— Montgomery	.222	12	45	5	10	1	0	0	4	1	0	0	3	0	9	3	0	0	.271	.244	0
2018	— Durham	.282	116	451	65	127	23	3	9	50	3	3	5	40	3	112	7	3	8	.345	.406	11
2019	— Durham	.307	113	453	71	139	29	6	10	63	2	1	8	42	1	112	6	3	6	.375	.464	11
	— TAMPA BAY	.214	6	14	1	3	0	0	0	0	0	0	0	0	0	5	0	1	0	.214	.214	0
	— LAA	.000	1	4	1	0	0	0	0	0	0	0	0	0	0	1	0	0	0	.000	.000	0
2020	— SAN FRANCISCO	<i>DID NOT PLAY — No Minor League Season</i>																				
2021	— Salt Lake	.339	46	189	31	64	10	2	4	22	0	0	0	14	2	32	10	3	4	.476	.384	4
	— LAA	.167	32	60	3	10	2	1	0	6	4	0	0	2	0	17	0	1	0	.233	.194	0
MAJOR TOTALS		.167	39	78	5	13	2	1	0	6	4	0	0	2	0	23	0	2	0	.218	.188	0
MINOR TOTALS		.290	764	2954	397	858	142	21	36	321	32	17	21	231	7	575	85	42	53	.389	.344	69

MINOR TOTALS

- ◆ Began season with Triple-A **Salt Lake** and hit .350 (28/85) with five doubles, three home runs and 12 RBI in 19 games for Bees before having contract selected by **Angels** May 29.
- ◆ Ultimately totaled 32 games for Angels across four stints in Majors and appeared defensively at second base (10 games), third base (six games), left field (four games) and right field (four games).
- ◆ Hit .339 (64/189) with 31 runs scored, 10 doubles, two triples, four home runs, 22 RBI and 10 stolen bases in 46 total Triple-A games.

CAREER HIGHLIGHTS

- ◆ Made Major League debut with Tampa Bay, Sept. 5, 2019 vs. Toronto, starting at second base.
- ◆ 2021 marks second stint with Angels organization...Played one game with Angels during first stint (Sept. 26, 2019 vs. Houston), entering as pinch-runner in 2nd inning and playing final 11 innings of game at second base.
- ◆ Selected as minor league Mid-Season All-Star four times: 2014 Midwest League, 2016 Southern League, 2018 and 2019 International League...Selected as Post-Season All-Star in 2014, 2018 and 2019.
- ◆ Was Top Star for International League at 2018 Triple-A All-Star Game.
- ◆ Named 2017 Bobby Murcer Triple-A Championship MVP after hitting go-ahead grand slam in 4th inn. for Durham.
- ◆ Played in Arizona Fall League in 2016 and was named to All-Prospect Team.

CAREER TRANSACTIONS

- ◆ June 7, 2013...Selected by **Rays** in fourth round of 2013 First-Year Player Draft (signed by Rays scout Robbie Moen).
- ◆ Sept. 24, 2019...Claimed off waivers from **Rays** by **Angels**.
- ◆ Nov. 5, 2019...Claimed off waivers from **Angels** by **Giants**.
- ◆ Nov. 17, 2020...Signed as minor league free agent with **Angels**.
- ◆ Mar. 16, 2021...Signed as minor league free agent with **Angels**.



PERSONAL/MISC

- ◆ Kean Keanu Wong (KEE-in)...On Twitter: @Keanwong4.
- ◆ Older brother, Kolten, currently plays for Milwaukee Brewers and played for St. Louis Cardinals from 2013-20.
- ◆ Was not selected to San Francisco's Player Pool for 2020 season.
- ◆ Attended Waiakea HS (Waiakea, HI)...Named Hawaii's Player of the Year as a junior and led Waiakea to state title.
- ◆ Committed to play collegiately at University of Hawaii before signing with Tampa Bay.
- ◆ Born in Hilo, which is largest island in Hawaiian archipelago and is known for Wailuku River State Park, which features Waianuenue (Rainbow Falls), that produce colorful mist effects.
- ◆ Is one of seven Hawaiians to play for Angels, along with Fred Kuhaulua (1977), Keith Luulua (2000), Jerome Williams (2011-13), Shane Victorino (2015), Kirby Yates (2017) and Kurt Suzuki (2021-present).



WONG



40-MAN ROSTER

MANAGER: Joe Maddon (#70)

BENCH COACH: Ray Montgomery (#81)
 3rd BASE COACH: Phil Nevin (#88)
 CATCHING COORDINATOR: Bill Haseimann (#82)
 STAFF ASSISTANTS: Tim Buss (#90) & Ali Modami (#94)

HITTING COACH: Jeremy Reed (#77)
 ASSISTANT HITTING COACH: John Mallee (#88)
 FIELD COORDINATOR: Mike Gallego (#86)
 BULLPEN CATCHERS: Manny Del Campo (#92) & Jason Brown (#93)

1st BASE COACH: Benji Gil (#89)
 BULLPEN COACH: Dom Cifri (#84)
 BULLPEN COACH: Damon Mashore (#80)

DIRECTOR OF SPORTS MEDICINE/HEAD CERTIFIED ATHLETIC TRAINER: Mike Frostad
 ASSISTANT CERTIFIED ATHLETIC TRAINERS: Eric Munson & Matt Biancuzzo
 ATHLETIC TRAINING SERVICES COORDINATOR: Rick Smith
 HEAD STRENGTH & CONDITIONING COACH: Matt Tenney
 ASSISTANT STRENGTH & CONDITIONING COACH: Adam Auer
 DIRECTOR, EQUIPMENT & CLUBHOUSE OPERATIONS: Guy Gallagher
 HEAD PHYSICAL THERAPIST: Marc Ocegüera
 ASSISTANT PHYSICAL THERAPIST: Robbie Williams

No.	PITCHERS (24)	B	T	Ht.	Wt.	Born	Birthplace	Residence	2021 Club(s)	W-L	ERA	G	CG	SHO	SV	IP	H	R	ER	BB	SO	SERVICE		
51	Barria, Jaime	R	R	6-1	210	7/18/96	Panama City, Panama	Panama City, Panama	LAA	2-4	4.61	13	11	0	0	0	56.2	70	29	29	35	2,035		
23	Bradley, Archie	R	R	6-4	225	8/10/92	Muskogee, OK	Tulsa, OK	Salt Lake PHILADELPHIA Lehigh Valley	3-2 4-1 7-3	4.41 3.71 4.50	10 53 2	0	0	0	2	49.0 54 51.0	30 24 21	24 8 22	34 4 4	30 22 4	6,122		
31	Buttrey, Ty	R	R	6-6	240	3/31/93	Matthew, NC	Gulfport, FL	LAA	5-4	5.60	14	13	0	0	0	62.2	65	41	39	28	62	2,046	
47	Canning, Griffin	R	R	6-2	180	5/11/96	Mission Viejo, CA	Coto de Caza, CA	LAA	0-0	27.00	1	0	0	0	0	2.0	2	1	1	1	1	2,075	
56	Criswell, Cooper	R	R	6-6	200	7/24/96	Carrollton, GA	Carrollton, GA	Salt Lake Salt Lake	6-5 3-5	3.71 6.51	9 9	1	0	0	0	47.0 70.7	68 35	29 8	85 34	12 43	0	0.017	
48	Detmers, Reid	L	L	6-2	210	7/8/99	Nokomis, IL	Chatham, IL	LAA	0-1	20.25	1	0	0	0	0	1.1	6	3	3	0	0	0.064	
74	Diaz, Jhonathan	L	L	6-0	170	9/13/96	Valencia, VZ	Valencia, VZ	Rocket City Salt Lake LAA	2-4 1-0 1-3	3.50 1.13 7.40	12 2 5	0	0	0	0	54.0 20.2 20.2	45 26 17	24 7 11	18 11 19	97 11 19	0	0.064	
46	Herget, Jimmy	R	R	6-3	180	9/9/93	Tampa, FL	Tampa, FL	Rocket City LAA LAA TEXAS Salt Lake	0-3 1-0 2-2 0-1 0-1	3.98 4.15 2.63 9.00 4.30	13 3 2 4 4	0	0	0	3	61.0 13.0 37.2 4.0 4.2	10 15 28 5 7	7 6 14 11 7	8 7 12 4 3	14 9 48 2 5	18 7 48 2 3	0	0.017
32	Iglesias, Raisel	R	R	6-2	190	1/4/90	Isla de la Juventud, Cuba	Miami, FL	LAA	2-2	4.30	14	0	0	0	0	14.2	15	7	7	4	18	6,154	
66	Junk, Janson	R	R	6-1	175	1/15/96	Federal Way, WA	Seattle, WA	Somerset Rocket City	7-5 4-1	2.57 1.78	65 14	0	0	1	34	70.0 65.2	25 13	20 13	10 20	18 29	68 69	0.031	
25	Lorenzen, Michael	R	R	6-3	220	1/4/92	Anaheim, CA	Alexandria, KY	LAA Louisville	0-1 0-0	3.86 0.00	4 4	0	0	0	0	16.1 4.1	20 11	7 0	2 0	2	10	6,159	
28	Loup, Aaron	L	L	6-0	230	12/19/87	Raceland, LA	Hahnville, LA	CINCINNATI NEW YORK (N.L.)	1-2 6-0	5.59 0.95	27 5	0	0	0	4	29.0 56.2	18 37	18 9	14 6	21 16	21	9,040	
68	Martí, Jose	R	R	6-3	180	6/14/96	Santiago, DR	Santiago, DR	Eugene Richmond Ricket City Salt Lake	0-0 2-0 1-0 1-2	0.00 3.37 6.50 9.00	5 19 7 7	0	0	0	0	22.2 11.0 7.0 10.0	32 21 9 11	16 7 15 7	7 6 5 7	29 14 36 7	0	0.045	
21	Mayers, Mike	R	R	6-2	220	12/6/91	Grove City, OH	Naples, FL	LAA	0-1	9.00	4	0	0	0	0	4.1	2	1	1	1	6	4,020	
62	Ortega, Oliver	R	R	6-0	165	10/2/96	Nagua, DR	Nagua, DR	LAA Ricket City Salt Lake	5-5 2-3 0-0	3.84 3.16 3.75	72 25 8	0	0	0	2	75.0 30.2 12.0	32 33 12	32 28 6	29 13 5	29 15 4	0	0.033	
59	Peguero, Elvis	R	R	6-3	185	3/20/97	Cotui, DR	Fantino, DR	LAA Hudson Valley Somerset Ricket City Salt Lake	1-0 3-1 1-1 0-0	1.50 2.51 4.40 6.75	6 15 4 6	0	0	0	0	32.1 22.6 12.0 5.1	10 6 4 5	9 2	11 4	7 5	40 17	0.024	
65	Quijada, José	L	L	5-11	215	11/9/95	Caripito, VZ	Caripito, VZ	LAA	0-1	27.00	3	0	0	0	0	8.0	9	7	7	3	0	1,046	
73	Rodriguez, Chris	R	R	6-2	185	7/20/98	Coral Springs, FL	Horn Lake, MS	LAA LAA	0-2 2-1	4.56 3.64	26 15	0	0	0	1	29.1 25.2	17 14	8 13	5 11	37 38	29	0.085	
43	Sandoval, Patrick	L	L	6-3	190	7/13/91	Fallbrook, CA	Fallbrook, CA	LAA Ricket City	0-1 0-0	5.87 3.62	3 17	0	0	0	0	7.2 8.70	5 69	5 38	5 35	6 14	9	1,149	



No.	B	T	Ht.	Wt.	Born	Birthplace	Residence	2021 Club(s)	W-L	ERA	G	GS	CG	SHO	SV	IP	H	R	ER	BB	SO	SO SERVICE
54	Suarez, José	L	5-10	225	1/3/98	Naguangua, VZ	San Diego, VZ	LAA	8-8	3.75	23	14	1	0	0	98.1	85	45	41	36	85	1,120
34	Syndergaard, Noah	L	6-6	230	8/29/92	Mansfield, TX	Mansfield, TX	Salt Lake	0-0	1.50	2	2	0	0	0	60	8	4	1	1	4	6,149
								St. Lucie	0-0	0.00	2	2	0	0	0	50	1	0	1	0	1	0
52	Tepera, Ryan	R	6-1	195	11/3/87	Houston, TX	Friendswood, TX	Brooklyn	0-0	9.00	2	1	0	0	0	10	1	1	0	0	1	2
								Syracuse	0-0	0.00	2	2	0	0	0	20	3	2	2	2	0	0
60	Wantz, Andrew	R	6-4	240	10/13/95	Erie, PA	Holly Springs, NC	NEW YORK (N.L.)	0-1	9.00	2	2	0	0	0	20	3	2	2	2	0	2
								CHICAGO (N.L.)	0-2	2.91	43	0	0	0	43.1	22	14	12	50	6,008		
61	Warren, Austin	R	6-0	170	2/5/96	Fayetteville, NC	Fayetteville, NC	CHICAGO (A.L.)	0-0	2.50	22	5	0	0	1	18.0	13	5	5	6	30	0,093
								Salt Lake	1-0	1.78	12	0	0	0	30.1	22	9	6	30	0,093		
17	Ohtani, Shohei	L	6-4	210	7/5/94	Ōshū, Japan	Ōshū, Japan	LAA	1-0	4.94	21	1	0	0	0	27.1	23	17	25	18	45	0,068
								LAA	3-0	1.77	16	0	0	0	36.1	42	26	25	18	45	0,068	

No.	B	T	Ht.	Wt.	Born	Birthplace	Residence	2021 Club(s)	W-L	ERA	G	GS	CG	SHO	SV	IP	H	R	ER	BB	SO	SO SERVICE
17	Ohtani, Shohei	L	6-4	210	7/5/94	Ōshū, Japan	Ōshū, Japan	LAA	9-2	3.18	23	23	0	0	0	130.1	98	48	46	44	156	4,000

		AVG	G	AB	R	H	2B	3B	HR	RBI	BB	SO	SB	CS	SO SERVICE
		.257	155	537	103	138	26	8	46	100	96	189	26	10	

No.	B	T	Ht.	Wt.	Born	Birthplace	Residence	2021 Club(s)	W-L	ERA	G	GS	CG	SHO	SV	IP	H	R	ER	BB	SO	SO SERVICE
33	Stassi, Max	R	5-10	200	3/15/91	Woodland, CA	Yuba City, CA	LAA	2-1	87	282	45	68	11	1	13	35	28	101	0	0	5,049
24	Suzuki, Kurt	R	5-11	210	10/4/83	Wailuku, HI	Redondo Beach, CA	Salt Lake	3-8	4	33	17	49	8	0	0	16	12	44	0	0	14,113
25	Thaiss, Matt	L	6-0	215	5/6/93	Jackson, NJ	Jackson, NJ	Salt Lake	2-0	101	379	71	106	23	4	17	69	60	92	2	1	0,162
		LAA	.143	3	7	1	1	0	0	0	0	0	0	0	0	0	0	0	1	1	0	

No.	B	T	Ht.	Wt.	Born	Birthplace	Residence	2021 Club(s)	W-L	ERA	G	GS	CG	SHO	SV	IP	H	R	ER	BB	SO	SO SERVICE
75	Davis, Brendon	R	6-4	185	4/28/97	Lakewood, CA	Peoria, AZ	Tru City	2-0	63	264	41	71	17	3	14	40	19	75	9	3	0,000
5	Duffy, Matt	R	6-2	190	1/15/91	Long Beach, CA	Peoria, AZ	Rockets City	2-68	30	117	25	20	4	1	8	18	10	28	34	4	0
								Salt Lake	2-87	97	289	45	83	12	0	5	20	25	63	8	1	6,059
22	Fletcher, David	R	5-9	185	5/31/94	Orange, CA	Cypress, CA	CHICAGO (N.L.)	3-13	5	16	0	5	1	0	0	0	7	4	0	0	0
								LAA	2-62	157	636	74	164	27	3	2	47	31	60	15	3	3,111
59	Mayfield, Jack	R	5-11	190	9/30/90	Del Rio, TX	Del Rio, TX	LAA	2-4	75	232	28	52	14	0	10	36	16	58	5	0	1,163
								LAA	5-00	1	34	2	3	0	0	0	1	0	1	0	0	0

No.	B	T	Ht.	Wt.	Born	Birthplace	Residence	2021 Club(s)	W-L	ERA	G	GS	CG	SHO	SV	IP	H	R	ER	BB	SO	SO SERVICE
6	Rendon, Anthony	R	6-1	200	6/6/90	Houston, TX	Houston, TX	Salt Lake	3-29	15	70	14	23	2	0	5	11	5	10	0	0	1
2	Rengifo, Luis	S	5-10	195	2/26/97	Naguangua, VZ	Valencia, VZ	LAA	2-40	58	217	24	52	13	0	6	34	29	41	0	0	8,130
18	Rojas, Jose	L	6-0	200	2/24/93	Anaheim, CA	Anaheim, CA	LAA	2-01	54	174	22	35	1	0	6	18	9	38	1	0	2,064
								Salt Lake	3-29	53	207	46	68	16	4	8	32	17	32	13	5	1

No.	B	T	Ht.	Wt.	Born	Birthplace	Residence	2021 Club(s)	W-L	ERA	G	GS	CG	SHO	SV	IP	H	R	ER	BB	SO	SO SERVICE
4	Velazquez, Andrew	S	5-8	170	7/14/94	Bronx, NY	Bronx, NY	LAA	2-08	61	168	26	35	16	0	8	34	23	38	4	1	0,095
14	Wade, Tyler	L	6-1	190	11/23/94	Murrietta, CA	Murrietta, CA	Salt Lake	2-59	55	216	32	56	11	1	8	34	33	38	4	1	1,126
								Scranton/WB	2-73	77	264	40	72	20	3	7	46	37	87	29	3	1
20	Walsh, Jared	L	6-0	210	7/30/93	Milwaukee, WI	Duluth, GA	NEW YORK (A.L.)	2-24	28	67	11	15	4	1	1	6	1	23	4	1	3,088
								LAA	2-77	144	530	70	147	34	1	29	98	48	152	2	1	2,010

No.	B	T	Ht.	Wt.	Born	Birthplace	Residence	2021 Club(s)	W-L	ERA	G	GS	CG	SHO	SV	IP	H	R	ER	BB	SO	SO SERVICE
7	Adell, Jo	R	6-3	215	4/8/99	Shelby, NC	Prospect, KY	Salt Lake	2-89	73	311	57	90	17	4	23	69	22	99	8	2	1,044
89	Marsh, Brandon	L	6-4	215	12/18/97	Buford, GA	Buford, GA	LAA	2-46	35	130	17	32	5	2	4	26	8	32	2	1	0
								Angels (A.C.L.)	2-55	24	94	26	24	5	3	8	16	29	2	0	0,078	

No.	B	T	Ht.	Wt.	Born	Birthplace	Residence	2021 Club(s)	W-L	ERA	G	GS	CG	SHO	SV	IP	H	R	ER	BB	SO	SO SERVICE
27	Trout, Mike	R	6-2	235	8/7/91	Vineland, NJ	Millville, NJ	LAA	2-54	70	236	27	60	12	3	2	19	20	91	6	1	10,070
10	Upton, Justin	R	6-1	215	8/25/87	Norfolk, VA	Scottsdale, AZ	LAA	2-11	89	318	47	37	8	1	8	18	29	107	4	0	14,060
								Salt Lake	1-43	2	7	1	1	0	1	4	0	1	4	0	1	1
3	Ward, Taylor	R	6-1	200	12/14/93	Dayton, OH	Chuluota, FL	LAA	2-50	65	208	33	52	15	0	8	35	20	55	1	0	
								Salt Lake	4-29	13	49	15	21	9	0	4	10	9	12	2	0	0
								Angels (A.C.L.)	.143	3	7	0	1	1	0	0	0	1	2	0	0	0

NON-ROSTER INVITEES

2022 ROSTER

No.	PITCHERS (8)	B	T	Ht.	Wt.	Born	Birthplace	Residence	2021 Club(s)	W-L	ERA	G	GS	CG	SHO	SV	IP	H	R	ER	BB	SO	SERVICE	
44	Barracough, Kyle	R	R	6-3	230	5/23/90	Santa Clara, CA	Jupiter, FL	Scranton/WB St. Paul MINNESOTA	4-0 2-0 3-2	3.21 2.49 5.54	11 11 9	0	0	0	0	14.0 25.0 13.0	5 17 12	5 7 8	11 10 20	11 18 64	24 38 188	4,050	
78	Daniel, Davis	R	R	6-1	190	6/11/97	Atlanta, GA	Montgomery, AL	Rocket City Tri-City Salt Lake	1-3 1-2 0-2	2.68 10.29 4.17	5 4 0	0	0	0	0	47.0 39.0 21.0	39 37 25	14 8 5	20 20 5	66 66 24	52 52 24	0,000	
96	Ledo, Luis	R	R	6-4	240	5/28/95	La Romana, DR	La Romana, DR	Birmingham	4-1	4.17	34	0	0	0	0	41.0	35	20	19	20	52	0,000	
64	Moran, Brian	L	L	6-4	225	9/30/88	Port Chester, NY	Elmsford, NY	Durham	1-0	2.16	53	0	0	0	1	50.0	29	15	12	14	65	2,027	
52	Ponce de Leon, Daniel R	R	R	6-3	195	1/16/92	Anaheim, CA	New Smyrna Beach, FL	ST. LOUIS Memphis	1-1 0-0	6.21 0.00	24 5	0	0	0	0	33.1 9.0	23 3	24 0	22 0	24 8	24 9	2,086	
44	Ramos, AJ	R	R	5-10	200	9/20/86	Lubbock, TX	Lubbock, TX	Springfield Salt Lake	1-0 0-2	16.20 0.76	1 4	0	0	0	0	53.0 17.0	55 10	33 0	31 3	26 3	78 12	6,066	
67	César Valdez	R	R	6-2	225	3/17/85	Santo Domingo, DR	Santo Domingo, DR	Norfolk	0-1	1.42	9	0	0	0	0	47.0	10	0	0	0	3	12	2,037
57	Weiss, Zack	R	R	6-3	210	6/16/92	Irvine, CA	Irvine, CA	BAITIMORE Tacoma	2-2 2-3	5.82 4.31	39 30	1	0	0	0	46.0 39.2	62 34	32 29	30 19	14 24	45 56	0,009	

No.	CATCHERS (5)	B	T	Ht.	Wt.	Born	Birthplace	Residence	2021 Club(s)	AVG	G	AB	R	H	2B	3B	HR	RBI	BB	SO	SB	CS	SERVICE	
79	Humphreys, Zach	R	R	5-10	195	10/9/97	Dallas, TX	Midlothian, TX	Tri-City	.226	10	31	2	7	2	0	0	1	3	14	1	0	0,000	
95	Lovely, Kyle	R	R	5-10	170	8/3/98	Lufkin, TX	Hudson, TX	Angels (ACL)	.368	19	16	2	7	1	0	0	3	3	7	1	0	0,000	
98	Mulrine, Anthony	R	R	6-1	205	3/30/98	Davie, FL	Davie, FL	Rocket City	.217	55	166	16	36	7	0	0	17	16	42	0	0	0,000	
19	Romine, Austin	R	R	6-1	215	11/22/88	Lake Forest, CA	Mission Viejo, CA	Salt Lake Cubs (ACL)	.118 .217	5 28	17 60	1	2	0	0	0	0	3	7	0	0	8,045	
35	Wallach, Chad	R	R	6-2	245	11/4/91	Orange, CA	Yorba Linda, CA	Iowa MIAMI Jacksonville Oklahoma City Salt Lake	.250 .500 .000 .000 .223	2 6 23 31 39	4 6 103 11 148	0	1	1	0	0	0	0	0	0	0	0	2,152

No.	INFELDERS (8)	B	T	Ht.	Wt.	Born	Birthplace	Residence	2021 Club(s)	AVG	G	AB	R	H	2B	3B	HR	RBI	BB	SO	SB	CS	SERVICE
76	Gatewood, Luke	R	R	5-5	190	9/25/95	Visalia, CA	Glovis, CA	Salt Lake	.227	116	450	60	102	22	2	28	84	29	170	6	0	0,000
75	Stefanic, Michael	R	R	5-10	180	2/24/96	Boise, ID	Boise, ID	Rocket City	.345	21	87	11	30	5	0	1	9	7	15	0	2	0,000
8	Wong, Kean	L	R	5-9	190	4/17/95	Hilo, HI	Hilo, HI	Salt Lake Salt Lake Salt Lake Salt LAA	.334 .339 .167	104 46 32 60	404 189 31 60	17 46 3 10	21 2	1	4	16 22 0 6	54 42 14 6	47 32 12 3	6 6 10 3	3 6 3 1	0,095	

No.	OUTFIELDERS (2)	B	T	Ht.	Wt.	Born	Birthplace	Residence	2021 Club(s)	AVG	G	AB	R	H	2B	3B	HR	RBI	BB	SO	SB	CS	SERVICE	
44	Sierra, Magnauris	L	L	5-11	180	4/7/96	San Cristobal, DR	San Cristobal, DR	MIAMI	.230	123	209	27	48	6	1	0	1	13	47	15	11	0	2,138
39	Thomas, Dillon	L	L	6-1	215	12/10/92	Houston, TX	Houston, TX	Tacoma SEATTLE	.269 .111	94 4	335 9	68 2	90 1	0	0	0	5	41	50	12	1	0	0,008

2022 ROSTER

HOW THE ANGELS WERE BUILT



(40-MAN ROSTER; HOW ORIGINALLY ACQUIRED BY ANGELS)

AMATEUR FREE AGENT DRAFT (14)

Player	Draft Year	Round
OF Jo Adell	2017	1st (10th overall)
RHP Griffin Canning	2017	2nd
RHP Cooper Criswell	2018	13th
LHP Reid Detmers	2020	1st (10th overall)
INF David Fletcher	2015	6th
OF Brandon Marsh	2016	2nd
RHP Chris Rodriguez	2016	4th
INF Jose Rojas	2016	36th
C Matt Thaiss	2016	1st (16th overall)
OF Mike Trout	2009	1st (25th overall)
INF Jared Walsh	2015	39th
RHP Andrew Wantz	2018	7th
OF Taylor Ward	2015	1st (26th overall)
RHP Austin Warren	2018	6th

SIGNED AS MAJOR LEAGUE FREE AGENT (8)

Player	Previous Organization	Date
RHP Archie Bradley	Philadelphia	Mar. 18, 2022
INF Matt Duffy	Chicago Cubs	Mar. 16, 2022
RHP Michael Lorenzen	Cincinnati	Nov. 30, 2021
LHP Aaron Loup	NY Mets	Nov. 22, 2021
INF Anthony Rendon	Washington	Dec. 13, 2019
C Kurt Suzuki	Los Angeles Angels	Mar. 16, 2022
RHP Noah Syndergaard	New York Mets	Nov. 16, 2021
RHP Ryan Tepera	Chicago White Sox	Mar. 19, 2022

SIGNED AS NON-DRAFTED/MINOR LEAGUE /INTERNATIONAL FREE AGENT (6)

Player	Previous Organization	Date
RHP Jaime Barria	None	April 11, 2013
LHP Jhonathan Diaz	Boston	Nov. 17, 2020
RHP Jimmy Herget	Texas	Aug. 16, 2021
RHP/DH Shohei Ohtani	Nippon-Ham (Japan)	Dec. 9, 2017
RHP Oliver Ortega	None	Dec. 10, 2014
LHP José Suarez	None	July 3, 2014

ACQUIRED VIA TRADE (10)

Player	From	Date	For
RHP Ty Buttrey	Boston (with W. Jerez)	July 30, 2018	INF Ian Kinsler & cash considerations
RHP Raisel Iglesias	Cincinnati	Dec. 7, 2020	RHP Noé Ramirez & INF Leo Rivas (PTBNL)
RHP Janson Junk	NY Yankees (with E. Peguero)	July 30, 2021	LHP Andrew Heaney & cash considerations
RHP Jose Marte	San Francisco	July 30, 2021	LHP Tony Watson
RHP Elvis Peguero	NY Yankees (with J. Junk)	July 30, 2021	LHP Andrew Heaney & cash considerations
INF Luis Rengifo	Tampa Bay	March 20, 2018	INF C.J. Cron (Feb. 17, 2018)
LHP Patrick Sandoval	Houston	July 26, 2018	C Martín Maldonado & international pool space
C Max Stassi	Houston	July 31, 2019	OF Rainier Rivas & OF Raider Uceta
OF Justin Upton	Detroit	Aug. 31, 2017	RHP Grayson Long & RHP Elvin Rodriguez
INF Tyler Wade	NY Yankees	Nov. 22, 2021	PTBNL or cash considerations

CLAIMED OFF WAIVERS (4)

Player	Previous Organization	Date
RHP Mike Mayers	St. Louis	Nov. 1, 2019
INF Jack Mayfield	Seattle	June 13, 2021
LHP José Quijada	Miami	Feb. 10, 2020
INF Andrew Velazquez	NY Yankees	Nov. 5, 2021

RULE 5 DRAFT (1)

Player	Phase	Previous Organization	Date
INF Brendon Davis	AAA	Texas	Dec. 10, 2020



PLAYERS REPORTING TO SPRING TRAINING (61)

2	RENGIFO, LUIS	INF	43	SANDOVAL, PATRICK	LHP
3	WARD, TAYLOR	OF	44	RAMOS, AJ**	RHP
4	VELAZQUEZ, ANDREW	INF	46	HERGET, JIMMY	RHP
5	DUFFY, MATT	INF	47	CANNING, GRIFFIN	RHP
6	RENDON, ANTHONY	INF	48	DETMERS, REID	LHP
7	ADELL, JO	OF	49	BARRACLOUGH, KYLE**	RHP
8	WONG, KEAN**	INF	51	BARRIA, JAIME	RHP
9	MAYFIELD, JACK	INF	52	TEPERA, RYAN	RHP
10	UPTON, JUSTIN	OF	54	SUAREZ, JOSÉ	LHP
12	THAISS, MATT	C	56	CRISWELL, COOPER	RHP
14	WADE, TYLER	INF	57	WEISS, ZACK**	RHP
16	MARSH, BRANDON	OF	59	PEGUERO, ELVIS	RHP
17	OHTANI, SHOHEI	RHP/DH	60	WANTZ, ANDREW	RHP
18	ROJAS, JOSE	INF	61	WARREN, AUSTIN	RHP
19	ROMINE, AUSTIN**	C	62	ORTEGA, OLIVER	RHP
20	WALSH, JARED	INF/LHP	64	MORAN, BRIAN**	LHP
21	MAYERS, MIKE	RHP	65	QUIJADA, JOSÉ	LHP
22	FLETCHER, DAVID	INF	66	JUNK, JANSON	RHP
23	BRADLEY, ARCHIE	RHP	67	VALDEZ, CÉSAR	RHP
24	SUZUKI, KURT	C	68	MARTE, JOSE	RHP
25	LORENZEN, MICHAEL	RHP	73	RODRIGUEZ, CHRIS	RHP
27	TROUT, MIKE	OF	74	DIAZ, JHONATHAN	LHP
28	LOUP, AARON	LHP	75	DAVIS, BRENDON	INF
31	BUTTREY, TY	RHP	76	GATEWOOD, JAKE**	INF
32	IGLESIAS, RAISEL	RHP	78	DANIEL, DAVIS**	RHP
33	STASSI, MAX	C	79	HUMPHREYS, ZACH**	C
34	SYNDERGAARD, NOAH	RHP	95	LOVELACE, KYLE**	C
35	WALLACH, CHAD**	C	96	LEDO, LUIS**	RHP
37	SIERRA, MAGNEURIS**	OF	98	MULRINE, ANTHONY**	C
38	STEFANIC, MICHAEL**	INF			
39	THOMAS, DILLON**	OF			
41	PONCE de LEON, DANIEL**	RHP			

** Non-Roster Invitees (18)

PRONUNCIATIONS

Jo ADELL (uh-DEL)	Anthony MULRINE (MULL-rhine)	Michael STEFANIC (stef-AH-nic)
Kyle BARRACLOUGH (bear-claw)	SHOHEI (show-HEY) OHTANI (oh-TAWN-ee)	José SUAREZ (SWAR-ez)
JAIME (HI-may) BARRIA (bar-EE-uh)	Daniel PONCE DE LEON (PAHNS-day-lee-ohn)	Noah SYNDERGAARD (SIN-der-gahrd)
Ty BUTTREY (butt-TREE)	José QUIJADA (kee-HAH-dah)	Ryan TEPERA (Tuh-pair-uh)
Jimmy HERGET (HER-get)	AJ RAMOS (RAH-mohs)	Matt THAISS (rhymes with 'ice')
RAISEL (rye-SELL) IGLESIAS (e-GLAY-see-uhs)	Anthony RENDON (ren-DOHN)	Chad WALLACH (WAHL-ik)
Luis LEDO (LEH-doh)	Luis RENGIFO (ren-HE-foe)	Andrew WANTZ (rhymes with 'pants')
Aaron LOUP (loop)	Jose ROJAS (RO-hahs)	Zack WEISS (rhymes with 'ice')
Mike MAYERS (MY-erz)	MAGNEURIS Sierra (mag-NEW-rees)	KEAN (KEE-in) Wong
Brian MORAN (more-ANN)	Max STASSI (STASS-ee)	

IN-SEASON BIRTHDAYS (40-MAN & MANAGER/COACHES)

February

8th - Joe Maddon
26th - Luis Rengifo

March

15th - Max Stassi
20th - Elvis Peguero
31st - Ty Buttrey

April

8th - Jo Adell
28th - Brendon Davis

May

5th - John Mallee
6th - Matt Thaiss
11th - Griffin Canning & Manny Del Campo
22nd - Jason Brown
25th - Bill Haselman
31st - David Fletcher

June

6th - Anthony Rendon
14th - Jose Marte
15th - Jeremy Reed

July

5th - Shohei Ohtani
8th - Reid Detmers
14th - Andrew Velazquez
18th - Jaime Barria
20th - Chris Rodriguez
24th - Cooper Criswell
30th - Jared Walsh

August

7th - Mike Trout
10th - Archie Bradley
25th - Justin Upton
29th - Noah Syndergaard

September

9th - Jimmy Herget
13th - Jhonathan Diaz
30th - Jack Mayfield

October

2nd - Oliver Ortega
6th - Benji Gil
13th - Andrew Wantz
18th - Patrick Sandoval
31st - Mike Gallego & Damon Mashore



MINOR LEAGUE



MINOR LEAGUE STAFF

DIRECTOR, PLAYER DEVELOPMENT	Joey Prebyski
ASSISTANT DIRECTOR, PLAYER DEVELOPMENT	Tony Ferreira
ASSISTANT, PLAYER DEVELOPMENT	Luis Barranco
PLAYER DEVELOPMENT STAFF COACH	Trey Hillman
FIELD COORDINATOR	Joe Krugel
ASSISTANT FIELD COORDINATOR	Jayson Nix
ARIZONA FIELD COORDINATOR	Erick Salcedo
LATIN AMERICA FIELD COORDINATOR	Humberto Miranda
PITCHING COORDINATOR	Buddy Carlyle
PITCHING PERFORMANCE COORDINATOR	Dylan Axelrod
PITCHING CONSULTANT	Chris Carpenter
HITTING COORDINATOR	Tony Jaramillo
ASSISTANT HITTING COORDINATOR	Rudy Jaramillo, Jobel Jimenez
CATCHING COORDINATOR	Rod Barajas
INFIELD COORDINATOR	Hainley Statia
OUTFIELD & BASERUNNING COORDINATOR	Damon Mashore
MEDICAL COORDINATOR	Matt Morrell
STRENGTH & CONDITIONING COORDINATOR	Dylan Cintula
RETURN TO PERFORMANCE STRENGTH & CONDITIONING COORDINATOR	Doug Jarrow
MINOR LEAGUE VIDEO COORDINATOR	Alex Woody
MINOR LEAGUE EQUIPMENT MANAGER	Louie Raya
PHYSICAL THERAPIST	Keith Kocher
MINOR LEAGUE MEDICAL COORDINATOR	Matt Morrell
MINOR LEAGUE REHAB COORDINATOR	Joseph Skrzypek
REHAB COACH	Kernan Ronan
COORDINATOR, LATIN AMERICAN OPERATIONS	Michael Noboa
COORDINATOR, DOMINICAN REPUBLIC ACADEMY ADMINISTRATION	Fausto Betances
ASSISTANT, DOMINICAN REPUBLIC ACADEMY ADMINISTRATION	Pietro Oliva
DOMINICAN REPUBLIC ACADEMY CLUBHOUSE MANAGER	Martin Balbuena

MINOR LEAGUE AFFILIATES

SALT LAKE BEES

CLASS AAA — WEST

SMITH'S BALLPARK
77 West 1300 South
Salt Lake City, UT 84115
(801) 350-6900
(801) 485-6818 FAX
www.slbees.com

Owner	Gail Miller
President/General Manager	Marc Amicone
Sr. Vice President of Communications	Frank Zang
Director of Broadcasting	Steve Klauke
Communications Manager	Kraig Williams
Manager	Lou Marson
Pitching Coach	Jairo Cuevas
Hitting Coach	Brian Betancourth
Coach	Ray Olmedo
Athletic Trainer	Jonathan Fierro
Strength and Conditioning Coach	Paul Cater
Gameplan Strategist	Evan Roberts



ROCKET CITY TRASH PANDAS

CLASS AA — SOUTH

TOYOTA FIELD
500 Trash Panda Way
Madison, AL 35758
(256) 325-1403
www.trashpandasbaseball.com

Executive Vice President and General Manager	Garrett Fahrman
Executive Vice President, Marketing	Lindsey Knupp
Director of Broadcasting & Baseball Information	Josh Caray
Manager	Andrew Schatzley
Pitching Coach	Michael Wuertz
Hitting Coach	Kenny Hook
Coach	Dann Bilardello
Athletic Trainer	Will Whitehead
Strength and Conditioning Coach	Henry Aleck
Gameplan Strategist	Ryan Santos



MINOR LEAGUE



TRI-CITY DUST DEVILS

HIGH A — WEST

GESA STADIUM
6200 Burden Blvd.
Pasco, WA 99301
(509) 544-8789
www.dustdevilsbaseball.com

President	Brent Miles
Vice President and General Manager	Derrel Ebert
Director of Broadcasting & Baseball Information	Chris King
Manager	Jack Howell
Pitching Coach	Doug Henry
Hitting Coach	Brian Rupp
Coach	Jack Santora
Athletic Trainer	Dylan Culwell
Strength and Conditioning Coach	Luis Cervantes
Gameplan Strategist	Ryan Stamski



INLAND EMPIRE 66ERS

LOW-A — WEST

SAN MANUEL STADIUM
280 South E. Street
San Bernardino, CA 92401
(909) 888-9922
(909) 888-5251 FAX
www.66ers.com

Co-Owner	Dave Elmore
Co-Owner	Donna Tuttle
General Manager	Joe Hudson
Director of Broadcasting	Steve Wendt
Manager	Ever Magallanes
Pitching Coach	Bo Martino
Hitting Coach	Ryan Sebra
Coach	Trevor Nyp
Athletic Trainer	Masa Koyanagi
Strength and Conditioning Coach	Jimmy Sanchez
Gameplan Strategist	Derron Davis



ACL ANGELS

ROOKIE — ARIZONA COMPLEX LEAGUE

MINOR LEAGUE COMPLEX
2225 West Westcourt Way
Tempe, AZ 85282
(480) 858-7555
(480) 858-7550 FAX

Manager	Dave Stapleton
Pitching Coaches	Derrin Ebert & Gil Heredia
Hitting Coaches	Sean Kazmar
Defensive Coach	Derek Florko
Athletic Trainer	Geoff Hosteter
Strength and Conditioning Coach	Adam Smith
Gameplan Strategist	Regan Durham



SAN PEDRO DE MACORIS ANGELS

ROOKIE — DOMINICAN SUMMER LEAGUE

ANGELS DOMINICAN COMPLEX
El Penon, San Pedro de Macoris, DR
(809) 591-1785

Manager	Hector De La Cruz
Pitching Coaches	Jose Marte & Enrique Gonzalez
Hitting Coaches	Raywilly Gomez & Anel De Los Santos
Catching Coach	Danilo Sanchez
Outfield Coach	Juan Zapata
Coach	Berbani Martinez
Athletic Trainer	Rafael Abreu
Strength and Conditioning Coaches	Edinson Oviedo & Chris Rodriguez



MINOR LEAGUE





HECTOR DE LA CRUZ DOMINICAN SUMMER LEAGUE


Hector De La Cruz begins his seventh season in the Angels organization and sixth as manager of DSL Angels...Across five seasons (2016-19, 21), DSL Angels have combined to post a 150-183 (.450) record...During the 2021 campaign, the Halos went 32-26 (.552), finishing 4th in the South division...In 2019, the Angels went 23-40 (.365) finishing 8th in the South division...Finished 21-51 (.292) for 2018...In 2017, Club went 35-35 for a fourth place finish in the South division...DSL Angels finished at .500 or better in consecutive seasons (2016-17) for the first time since 2012 and 2013...Led Angels to 39-31 record in 2016 in first year as skipper, marking first winning season for DSL Angels since 2013...The

.557 win percentage in 2016 was highest for any Angels affiliate club...Coached in Dominican Winter League with Gigantes del Cibao (2012) and Estrellas Orientales (2013-14)...Spent 13 seasons coaching in Arizona Diamondbacks system, including seven years as a manager...Prior to 2016, last managed with Arizona Summer League D-backs in 2012...Spent two seasons (2010-11) at the helm of Rookie-level Missoula in Pioneer League and two years (2008-09) managing Double-A Mobile...In 2007, led Adv.-A Visalia to California League North Division Championship and swept Modesto in first round of playoffs before losing to San Jose in Championship Series...Won Pioneer League Championship in 2006 as manager at Missoula...Served as hitting coach with Single-A South Bend from 2003-04...Was hitting coach with Missoula in 2002...Began coaching career for DSL D-backs in 2000...Played seven seasons in Toronto Blue Jays system from 1984-90...Played in five games during 1991 season with Yomiuri Giants in Japanese Central League...Ended playing career in Mexican League in 1999.

DE LA CRUZ'S MANAGERIAL RECORD

Year	Club	League	Won	Lost	Pct.	Finish
2006	Missoula	Pioneer	42	34	.553	2nd
2007	Visalia	California	77	63	.550	1st*
2008	Mobile	Southern	58	79	.423	5th
2009	Mobile	Southern	66	74	.471	3rd
2010	Missoula	Pioneer	28	47	.373	4th
2011	Missoula	Pioneer	41	35	.539	3rd*
2012	Diamondbacks (DSL)	Dominican Summer	27	29	.482	4th
2016	Angels (DSL)	Dominican Summer	39	31	.557	3rd
2017	Angels (DSL)	Dominican Summer	35	35	.500	4th
2018	Angels (DSL)	Dominican Summer	21	51	.292	8th
2019	Angels (DSL)	Dominican Summer	23	40	.365	8th
2021	Angels (DSL)	Dominican Summer	32	26	.552	4th
TOTALS (12 seasons)			489	544	.473	

*Reached playoffs



MINOR LEAGUE



JACK HOWELL

SINGLE-A TRI-CITY

Former Angels infielder Jack Howell returns for his seventh season with the Halos organization and first as manager of Tri-City...Prior to this season, he managed Low-A Inland Empire for one season, posting a 56-61 (.479) record... Previously managed at Single-A Burlington for two years (2018-19)...In his second season as manager of Burlington, saw Club go 66-74 (.471) and was voted the Angels Minor League Manager of the Year...Was the organization's Field Coordinator in 2016 and 2017 after spending the previous four years (2012-15) as Field Coordinator for the Seattle Mariners...In 2011, held title of minor league hitting coordinator in the Florida Marlins system...Worked in Arizona Diamondbacks organization for nine seasons (2002-10) including two seasons as the Major League hitting coach (2009-10)... Served as Diamondbacks Minor League Field Coordinator from 2005-08 after a season as the Minor League Hitting Coordinator in 2004...Was hitting coach at Triple-A Tucson in 2003...Managed Adv-Rookie Missoula in Pioneer League in 2002, leading the Osprey to a 35-41 record...Had an 11-year Major League playing career with Angels (1985-91, '96-97), Padres (1991) and Astros (1998-99)...Hit .239 (632/2639) with 108 home runs and 337 RBI in 941 career MLB games...Played four seasons in Japan with Yakult (1992-94) and Yomiuri (1995) and hit 100 home runs, including a league-leading 38 homers in 1992 for the Swallows...Was named the Nippon Professional Baseball Central League MVP in 1992, becoming one of four American-born players to win the award...In 1993 helped lead Yakult to Japan Series championship...Originally signed by Angels in 1983 as a non-drafted free agent out of the University of Arizona where he played one season, following two years at Pima Community College (Tucson)...Howell is a member of the University of Arizona Sports Ring of Honor...His father Jack Sr., played basketball at the University of Arizona from 1948-52 and helped lead the Wildcats to three postseason appearances...His mother, Melba, is in the Pima County (AZ) Sports Hall of Fame as a bowler...A native of Tucson, AZ, Howell and his wife Kelly now split time between Tucson and Wichita, KS to enjoy their time with their family...He has four children, Joshua (Lori), Dallas (Kerri), twin girls Hunter and Haley and two grandchildren, Keira and Easton.

HOWELL'S MANAGERIAL RECORD

Year	Club	League	Won	Lost	Pct.	Finish
2002	Missoula	Pioneer	35	41	.461	T6th
2018	Burlington	Midwest	50	84	.373	8th
2019	Burlington	Midwest	66	74	.471	6th
2021	Inland Empire	Low-A West	56	61	.479	5th
TOTALS (4 seasons)			207	260	.443	



EVER MAGALLANES

SINGLE-A INLAND EMPIRE

Ever Magallanes returns to Angels organization for his first year as manager at Inland Empire...Previously with Angels, he managed AZL Angels in 2006, Cedar Rapids Kernels in 2007 and Rancho Cucamonga Quakes in 2008, (which he led the team within one game of the California League playoffs)...He has also managed in White Sox organization for Double-A Birmingham (2009-10) and AZL White Sox (2016, 2019)...As a player, reached Majors with Cleveland as a shortstop in 1991...Played in farm systems for Cleveland, Chicago (A.L.), Texas and Arizona...Also played parts of 11 seasons in Mexican League...He was inducted into the Caribbean Baseball Hall of Fame in 2013.

MAGALLANES' MANAGERIAL RECORD

Year	Club	League	Won	Lost	Pct.	Finish
2006	AZL Angels	Arizona	34	21	.618	3rd
2007	Cedar Rapids	Midwest	78	61	.561	T3rd
2008	Rancho Cucamonga	California	67	74	.475	4th
2009	Birmingham	Southern	92	47	.662	1st
2010	Birmingham	Southern	53	87	.379	10th
2016	AZL White Sox	Arizona	21	35	.375	5th
2019	AZL White Sox	Arizona	22	34	.393	5th
TOTALS (4 seasons)			367	359	.506	





LOU MARSON

TRIPLE-A SALT LAKE

Former big league catcher enters his sixth season in the Angels organization, fourth as a manager and third in Triple-A...In his second year at the helm of Triple-A Salt Lake, the Bees finished with a 49-70 record...Ended 2019 with a 60-79 record for his first year managing the team...Spent 2018 managing Double-A Mobile where they recorded winning records at home (18-15), away (19-16) and against division opponents (22-18)...In 2017, held title of hitting coach for Salt Lake..Retired from baseball in 2016 following a six-year big league career with the Indians and Phillies...Compiled a career .219 (168/768) average with 39 doubles, four triples, five home runs and 60 RBI across 261 Major League games... Signed with Angels as a free agent Feb. 8, 2016 before retiring.

MARSON'S MANAGERIAL RECORD

Year	Club	League	Won	Lost	Pct.	Finish
2018	Mobile	Southern	66	70	.485	4th
2019	Salt Lake	Pacific Coast	60	79	.432	3rd
2021	Salt Lake	Triple-A West	49	70	.412	24th
TOTALS (3 seasons)			175	219	.444	



ANDY SCHATZLEY

DOUBLE-A ROCKET CITY

Andy Schatzley returns for second season as a minor league manager in the Angels organization and first year at the helm for Rocket City...He made his managerial debut in 2021 with the High-A Tri-City Dust Devils with a 43-68 record...He spent eight years (2012-19) as the Associate Head Baseball Coach, Recruiting Coordinator, and Offensive & Defensive Instructor at Harding University...Previously served as an Assistant Coach and Graduate Assistant with Emporia State University and Lubbock Christian University, while also coaching in two collegiate summer leagues...Holds a Bachelor's Degree in History and a Master's Degree in Organizational Leadership...He played collegiately at Pratt Community College (2004-06) in Pratt, Kansas, and at Lyon College (2006-08) in Batesville, Ark.

SCHATZLEY'S MANAGERIAL RECORD

Year	Club	League	Won	Lost	Pct.	Finish
2021	Tri-City	High-A West	43	68	.387	6th
TOTALS (1 season)			43	68	.387	

MARA FORCEY AWARD

The Mara Forcey Award recognizes a member of the minor league staff for their outstanding dedication to the organization.

The award is named after an Angels staff member who lost her battle with cancer in 1993. Forcey was a model employee and friend to all.

2021 Mara Forcey Award Winner: Matt Morrell



DAVE STAPLETON

ACL ANGELS

Dave Stapleton enters his ninth season in Angels organization and fourth as manager in the Arizona Summer League...In 2021, the team ended with 29-28 record (.509) finishing fourth in the division...2019 AZL Angels finished season with a 19-37 record...In first campaign at helm of the AZL Angels, Club won 30 games and finished second in the East Division in 2017...Managed Orem in Pioneer League in 2014, 2015, 2016 and 2018...In 2016, led Orem to Pioneer League Championship with sweep of Billings in Championship Series...In 2015, led Owlz to a 24-14 first-half record, winning the first-half title but fell in the Pioneer League South division playoff series...Guided Owlz to a 42-33 record and a playoff berth in 2014, where Owlz were defeated by Billings in the Championship Series...Previously coached his alma mater Grand Canyon University for 17 seasons, including more than 10 years as head coach with a 256-290 (.469) record with the Antelopes...The GCU softball stadium, Stapleton-Pierson Stadium, is partially named after him...Spent six seasons in the Milwaukee Brewers organization as a left-handed relief pitcher from 1984-89...Pitched 10 Major League games for Milwaukee (1987-88), finishing with a 2-0 record and 3.81 (28.1 IP - 12 ER) career ERA...In 1987, across Double-A, Triple-A and the Majors, went 13-3 with a 3.68 ERA...Lives in Arizona with wife, Patti, and their two kids, Kadi and Dakota.

STAPLETON'S MANAGERIAL RECORD

Year	Club	League	Won	Lost	Pct.	Finish
2014	Orem	Pioneer	42	33	.560	2nd*
2015	Orem	Pioneer	41	35	.539	2nd*
2016	Orem	Pioneer	38	38	.500	#T2nd*
2017	AZL Angels	Arizona	30	26	.536	2nd
2018	Orem	Pioneer	22	54	.289	4th
2019	AZL Angels	Arizona	19	37	.339	8th
2021	ACL Angels	Arizona	29	28	.509	4th
TOTALS (7 Seasons)			221	251	.468	

#Won League Championship

*Reached playoffs





DYLAN AXELROD PITCHING PERFORMANCE COORDINATOR

Dylan Axelrod enters his third year with the Angels organization...The former pitcher with the White Sox (2011-13) and Reds (2014-15) was drafted 30th round in 2007 by the Padres...Pitched for Team Israel in the World Baseball Classic in 2017...Played two years for UC Irvine, where he returned in 2019 to serve as their strength and conditioning coach...Co-founded 3D Elite Performance in 2019...From 2017-19, he was the director of baseball operations and performance specialist for P3 Performance.



ROD BARAJAS CATCHING COORDINATOR

Barajas joins the Angels organization after nine years with San Diego in various capacities, including six years as a Major League Coach in which he was the catching and quality control coach for the last two years...Served as the Padres bench coach in 2019 and assumed interim managerial duties following the dismissal of Andy Green on September 21, 2019.

Barajas also served as manager for San Diego's Triple-A El Paso team from 2016-18, guiding them to three consecutive Pacific Coast League division titles and a franchise-best 82-57 record in 2018...In 2015, he spent the season as hitting coach for Single-A Lake Elsinore and later became the manager of Double-A San Antonio...Began coaching career as manager of San Diego's Rookie affiliate in Peoria, AZ in 2014.

As a player, he played for 14 Major League seasons with Arizona (1999-2003), Texas (2004-06), Philadelphia (2007), Toronto (2008-09), New York Mets (2010), Los Angeles Dodgers (2010-11) and Pittsburgh (2012) and was part of Arizona's 2001 World Series Championship team...In 2009, Barajas played for Team Mexico in the World Baseball Classic and was honored as Toronto's nominee for the 2009 Heart and Hustle Award.



BUDDY CARLYLE PITCHING COORDINATOR

Ten-year Major League veteran, Buddy Carlyle enters his sixth season in the Angels organization and third as Pitching Coordinator after two years as Assistant Pitching Coordinator...Was Double-A Mobile's pitching coach during the 2017 campaign...During the season, worked with future Angels Jaime Barria...In 2016, made coaching debut after being hired by the Atlanta Braves as an assistant coach and manager of replay review protocol...Retired from baseball prior to the 2016 season...Appeared in 150 career games with the Padres, Dodgers, Braves, Yankees and Mets going 13-13 with 5.14 ERA...Also

saw action across four different seasons in Japan (2001, 2002 and 2010) and Korea (2006)...Originally drafted by the Cincinnati Reds in the second round of the 1996 draft.



TREY HILLMAN PLAYER DEVELOPMENT STAFF COACH

Hillman has managed in various levels of baseball, including three years for Kansas City (2008-2010) posting a 152-207 record (.423), five years for Nippon-Ham Fighters in Japan (2003-2007), winning the Japan Series in 2006, and two years for SK Wyverns in Korea (2017-2018), winning the Korean Series in 2018... He is the first person to manage teams in Major League Baseball, Nippon Professional Baseball and the Korean Baseball Organization...He coached for several Major League teams including Los Angeles (N.L.), New York (A.L.),

Houston and most recently, Miami...He and his wife Marie have two children, son, T.J., and daughter, Brianna, who is married to Tampa Bay outfielder Brett Phillips.



TONY JARAMILLO

HITTING COORDINATOR

Tony Jaramillo enters his first year with the Angels as Hitting Coordinator...Prior to joining the Angels, he was the Cincinnati Reds Assistant Hitting Coach for three years (2016-18)...Prior to that, Jaramillo spent eight seasons (2008-2015) as a hitting coach in the Reds minor league system and three years with Detroit as a hitting instructor for the Class A team...As a player, was signed by Texas in 1998 as non-drafted free agent and spent two seasons playing for Rangers rookie affiliate team before playing four years in independent leagues.



JOE KRUZEL

FIELD COORDINATOR

Joe Kruzel joins the Angels minor league coaching staff as Field Coordinator...Previously, Kruzel was the manager for Double-A Springfield in Cardinals system for two seasons (2019-20)...He was part of the Cardinals minor league staff for 13 seasons, eight years (2013-2020) as a manager and five years as a hitting coach for Quad Cities (Class-A)...Prior to the Cardinals, he spent two years (2006 and 2007) with Cincinnati as the hitting coach for the Gulf Coast League Reds and the manager at Billings.

A veteran collegiate coach, Kruzel has served as the assistant baseball coach at Miami (Ohio) University in 2005 and 15 season (1989-2003) at the University of Toledo as the assistant baseball coach and head coach...He was named Mid-American Conference Coach of the Year in 1999...In addition to his coaching career, Kruzel played second base at Toledo from 1985-1988.

Kruzel was elected into the Toledo City Athletic League Hall of Fame in 2018 and the Toledo Central Catholic High School Hall of Fame in April 2020.



HUMBERTO MIRANDA

LATIN AMERICAN
FIELD COORDINATOR

Miranda enters his fifth season with the Angels as Latin America Field Coordinator...Previously was with the Dodgers organization for two years (2016-17) as the Hitting Coordinator in the Dominican Republic and the Hitting Coach for their Dominican Summer League Team...Miranda began his coaching career with the Texas Rangers in 2011 as their Infield Coach in Arizona (2011) and as the Defensive Coach for the various teams in the organization...Miranda attended Northwood University in Texas.



ERICK SALCEDO

ARIZONA FIELD COORDINATOR

Salcedo begins this year as the Arizona Field Coordinator, after serving one year as Coach for Angels ACL team...As a player, he totaled 10 minor league seasons after signing with the Angels in 2010 out of Venezuela...He was traded to Baltimore in 2016, playing three seasons in the Orioles minor league system...Salcedo was signed back by the Angels in 2019 and spent the season playing for Double-A Mobile and Triple-A Salt Lake.



HAINLEY STATIA

INFIELD COORDINATOR

Former Angels farmhand enters his fourth year as the Angels organization's roving infield coordinator...During the 2017 and 2018 seasons, was hitting coach for Milwaukee's Single-A Wisconsin Timber Rattlers...Made coaching debut in 2016 as the hitting coach for the Arizona League Brewers...The Curacao native was initially drafted by the Angels in the 9th round of the 2004 draft and played six seasons in the Halo system, reaching as high as Triple-A Salt Lake in 2010...Named as a Mid-Season All-Star in 2006 with Cedar Rapids and 2007 with Rancho Cucamonga...After becoming a minor league free agent

prior to the 2011 season, signed with the Milwaukee Brewers and played four more minor league seasons before retiring.



ANGELS ORGANIZATIONAL PLAYERS OF THE YEAR

Minor League Player of the Year Brendon Davis
 Minor League Pitcher of the Year Reid Detmers

SALT LAKE BEES (55-74)



FINAL STATS ▶

The Salt Lake Bees, led by manager **Lou Marson**, finished in fourth place in the West Division of Triple-A West.

- OF **Jo Adell** hit .289 (90/311) with 57 runs scored, 17 doubles, four triples, 23 HR and 69 RBI in 73 games...He was named Triple-A West Top Prospect and selected to Triple-A West All-Star Team.
- Triple-A West All-Star INF **Michael Stefanic** ranked second in the league in batting average (.334; 135/404) and OBP (.408), was fifth in total bases (204) and sixth in OPS (.913).
- INF **Jake Gatewood** led the team in home runs (28) and RBI (84) and ranked third in Triple-A West in both categories.

ROCKET CITY TRASH PANDAS (54-56)



FINAL STATS ▶

In their inaugural season, the Rocket City Trash Pandas, managed by **Jay Bell**, finished in third place in the North Division of Double-A South.

- INF **David MacKinnon** ranked first in Double-A South in doubles (30) and RBI (65) and tied for the league lead in extra-base hits (43)...He also ranked second in OPS (.854) and third in OBP (.380).
- Double-A South All-Star **Mitch Nay** tied for the league lead in HR (23), tied for fourth in total bases (176) and was fifth in slugging (.480) and OPS (.826).
- LHP **Reid Detmers** made 12 starts for Rocket City and averaged 16.2 strikeouts per nine innings while pitching to a 3.50 ERA (54 IP - 21 ER)

TRI-CITY DUST DEVILS (43-68)



FINAL STATS ▶

The Tri-City Dust Devils, in their first season as an Angels affiliate, were led by manager **Andy Schatzley**, and finished in sixth place in High-A West.

- INF **Brendon Davis** paced the Club with 14 home runs, which ranked tied for eighth in High-A West.
- LHP **Hector Yan** led the Dust Devils with 82.1 innings pitched and averaged 10.3 strikeouts per nine innings (94 SO).
- INF **Livan Soto** led High-A West with eight triples.

INLAND EMPIRE 66ERS (56-61)



FINAL STATS ▶

The Inland Empire 66ers, led by manager **Jack Howell**, finished in fourth place in the South Division of Low-A West, in their first season as a Low-A affiliate.

- INF **Braxton Martinez** was named a Low-A West All-Star after leading the league in OBP (.445), slugging (.578) and OPS (1.023) and ranking second with a .333 batting average (94/282).
- INF **Kyren Paris** ranked second in Low-A West in triples (6), while also posting 16 stolen bases and a .924 OPS.



ACL ANGELS (30-28)



FINAL STATS ▶

The Arizona Complex League Angels were managed by **Dave Stapleton** and finished in fourth place in the ACL Central Division.

- INF **Arol Vera** led the Club with 46 hits and 16 doubles while batting .317 (46/145).
- RHP **Alex Martienz** made 16 relief appearances and went 3-1 with a 0.83 ERA (21.2 IP - 2 ER) and 33 strikeouts.
- RHP **Gabriel Hernandez** ranked second in the league with eight saves and averaged 9.8 strikeouts per nine innings.

DSL ANGELS (32-26)



FINAL STATS ▶

The Dominican Summer League Angels were managed by **Hector De La Cruz** and finished in fourth place in the South Division.

- OF **Jorge Ruiz** paced the team with a .745 OPS, while batting .270 (47/174) with 32 runs, nine doubles, two triples, one HR, 14 RBI and 19 SB.
- RHP **Adrian Pena** pitched to a 1.94 ERA (41.2 IP - 9 ER) with 36 strikeouts in 10 games (8 starts).
- OF **Isaias Falcon** ranked seventh in the league with 25 stolen bases and tied for the Club lead with three home runs.

ANGELS 2021 ORGANIZATIONAL LEADERS

BATTING*	CLUB(S)	AVG
Michael Stefanic	SL	.334
Braxton Martinez	IE	.333
Arol Vera	ACL	.317
David MacKinnon	RC	.285
Matt Thaiss	SL	.280
Jorge Ruiz	DSL	.270
Jose Guzman	IE	.260
Jesus Ortega	DSL	.260
Orlando Martinez	RC	.258
Izzy Wilson	RC	.247

HOME RUNS	CLUB(S)	HR
Brendon Davis	TC/RC/SL	30
Jake Gatewood	SL	28
Jo Adell	SL	23
Mitch Nay	SL	23
Izzy Wilson	RC	21

RBI	CLUB(S)	RBI
Jake Gatewood	SL	84
Brendon Davis	TC/RC/SL	83
Jo Adell	SL	69
Matt Thaiss	SL	69
David MacKinnon	RC	65

STOLEN BASES	CLUB(S)	SB
Jeremy Archo	IE/TC/SL	31
D'Shawn Knowles	IE	31
Isaias Falcon	DSL	25
Izzy Wilson	RC	25
Kyren Paris	ACL/IE/TC	22

INNING PITCHED	CLUB(S)	IP
Ryan Smith	IE/TC/RC/SL	129.1
Thomas Pannone	SL	118.1
Cooper Criswell	RC/SL	117.1
Davis Daniel	TC/RC/SL	114.2
John Swanda	IE/RC	112.0
Jack Dashwood	IE/TC/SL	105.2
Jose Salvador	IE	96.0
Julio Goff	IE	95.2
Robinson Pina	IE/TC/RC	95.1
Christopher Molina	TC/RC	93.1

WINS	CLUB(S)	WINS
Christopher Molina	TC/RC	10
Cooper Criswell	RC/SL	9
Jack Dashwood	IE/TC/SL	7
Ryan Smith	IE/TC/RC/SL	7
John Swanda	IE/RC	7

SAVES	CLUB(S)	SV
Emilker Guzman	IE	12
Kolton Ingram	IE/TC/RC	10
Tim Peterson	SL	9
Gabriel Hernandez	ACL	8
Connor Higgins	RC/SL	8

STRIKEOUTS	CLUB(S)	SO
Davis Daniel	TC/RC/SL	154
Ryan Smith	IE/TC/RC/SL	153
Robinson Pina	IE/TC/RC	140
Cooper Criswell	RC/SL	128
Jose Salvador	IE	115

*(min. 2.7 PA/ team game)



ANGELS INDIVIDUAL HONORS

Jo Adell, OF	Triple-A West Top MLB Prospect Triple-A West All-Star
Luis Aviles Jr., INF	Double-A South Player of the Week (July 5-11)
Andrew Blake, RHP	Low-A West Pitcher of the Week (May 4-9)
Davis Daniel, RHP	High-A West Pitcher of the Week (June 21-27) High-A West Pitcher of the Week (June 7-13)
Cooper Criswell, RHP	Double-A South Pitcher of the Week (June 14-20)
Davis Daniel, RHP	High-A West Player of the Month (June)
Tyler Danish, RHP	Triple-A West Pitcher of the Week (Sept. 6-12)
Brendon Davis, INF	Angels Minor League Player of the Year High-A West Player of the Week (June 28-July 4) High-A West Player of the Week (May 24-30)
Reid Detmers, LHP	Angels Minor League Pitcher of the Year Futures Game Selection
Isaias Falcon, INF	Dominican Complex League Player of the Month (Aug. 9-15)
Fernando Guanare, RHP	Dominican Complex League Pitcher of the Week (Sept. 6-12)
Kolton Ingram, LHP	High-A West Pitcher of the Week (July 5-11)
Jeremiah Jackson, INF	Low-A West Player of the Week (May 31-June 6)
Brent Killiam, LHP	Low-A West Player of the Month (May)
David MacKinnon, INF	Double-A South Player of the Month (June)
Jorge Marcheco, RHP	Dominican Complex League Pitcher of the Week (Sept. 27-Oct. 3)
Braxton Martinez, INF	Aaron Cox Award Low-A West All-Star
Orlando Martinez, OF	Double-A South Player of the Week (Aug. 16-22)
Matt Morrell, Medical Coord.	Mara Forcey Award
Mitch Nay, INF	Double-A South All-Star Double-A South Player of the Month (August)
Robinson Pina, RHP	Low-A West Pitcher of the Month (June) High-A West Pitcher of the Week (July 26-Aug. 1)
Alexander Ramirez, OF	Arizona Complex League Player of the Week (July 26-Aug. 1)
Ben Rowen, RHP	Triple-A West Pitcher of the Week (Aug. 30-Sept. 5)
Jose Salvador, LHP	Low-A West Pitcher of the Week (June 21-27)
Adam Seminaris, LHP	High-A West Pitcher of the Week (Aug. 23-29)
Andy Schatzley, MGR	Preston Gomez Minor League Manager of the Year Award
Ryan Smith, LHP	Double-A South Pitcher of the Week (Aug. 30-Sept.5) Low-A West Pitcher of the Week (May 17-23)
Michael Stefanic, INF	Triple-A West All-Star
John Swanda, RHP	Low-A West Pitcher of the Week (Aug. 23-29)
Kyle Tyler, RHP	Double-A South Pitcher of the Week (May 24-30)
Hector Yan, LHP	Futures Game Selection High-A West Pitcher of the Week (July 19-25)

MINOR LEAGUE





PRESTON GOMEZ MINOR LEAGUE MANAGER OF THE YEAR AWARD

The Preston Gomez Minor League Manager of the Year Award was established in 2009 in memory of a man who devoted over 65 years of his life to professional baseball. Preston spent his last 28 years in baseball with the Angels, first as a Major League coach and later as a special assistant to the General Manager. This award given in his honor is determined by members of the Angels Baseball Operations staff. It recognizes one of the organization's seven minor league managers for a standard of excellence in the areas of leadership, player development and professionalism exhibited throughout the course of the season. Past winners:

2009 — Tom Kotchman	2014 — Carson Vitale	2019 — Jack Howell
2010 — Charlie Romero	2015 — Dave Stapleton	2020 — <i>No Minor League season</i>
2011 — Ty Boykin	2016 — Keith Johnson	2021 — Andy Schatzley
2012 — Mike Micucci	2017 — Hector De La Cruz	
2013 — Denny Hocking	2018 — Ryan Barba	

KENNY MYERS MEMORIAL MINOR LEAGUE PLAYER OF THE YEAR AWARD

The Kenny Myers Memorial Award is given each year to the minor league player judged best in the Angels organization. Myers, who joined the Angels in 1969 as a scout and minor league hitting instructor, died in July of 1972. Past winners:

1972 — Doug Howard (inf)	2001 — Jose Fernandez (inf)/ Alfredo Amezaga (def.)
1973 — Frank Tanana (lhp)	2002 — Robb Quinlan (of)/Jose Molina (c; def.)
1974 — Bruce Bochte (of-1b)	2003 — Alberto Callaspo (inf)/Dallas McPherson (inf)/ Jeff Mathis (c; def.)
1975 — Dave Collins (of)	2004 — Dallas McPherson (inf)/Casey Kotchman (inf; def.)
1976 — Willie Aikens (1b)	2005 — Brandon Wood (inf)/Howard Kendrick (inf)/ Jeff Mathis (c, def.)
1977 — Rance Mulliniks (inf)	2006 — Sean Rodriguez (inf)/Jeff Mathis (c, def.)
1978 — Bob Clark (of)	2007 — Chris Pettit (of)/Hainley Statia (inf; def.)
1979 — Mike Bishop (1b)	2008 — Freddy Sandoval (inf)/Efren Navarro (inf; def.)
1980 — Daryl Sconiers (1b)	2009 — Alexi Amarista (inf)/Peter Bourjos (of, def.)
1981 — Tom Brunansky (of)	2010 — Mark Trumbo (inf)/Gabriel Jacobo (inf; def.)
1982 — Steve Lubratich (inf)/Dick Schofield (inf)	2011 — Kole Calhoun (of)/Efren Navarro (inf; def.)
1983 — Mike Brown (of)	2012 — Kaleb Cowart (inf)/Efren Navarro (inf; def.)
1984 — Wally Joyner (inf)	2013 — Zach Borenstein (of)/Eric Stamets (inf; def.)
1985 — Reggie Montgomery (of)	2014 — Alex Yarbrough (inf)/Jett Bandy (c; def.)
1986 — Dante Bichette (of)/ Willie Fraser (rhp)	2015 — Kaleb Cowart (inf)/Sherman Johnson (inf; def.)
1987 — Bryan Harvey (rhp)	2016 — Michael Hermosillo (of)/Jose Briceno (c; def.)
1988 — Colin Charland (lhp)/Jeff Manto (inf)	2017 — Jahmai Jones (of)/David Fletcher (inf; def.)
1989 — Glenn Carter (rhp)/Bobby Rose (inf)	2018 — Jo Adell (of)/Brandon Marsh (of; def.)
1990 — Marcus Moore (rhp)	2019 — Jeremiah Jackson (inf)/Brandon Marsh (of; def.)
1991 — Don Vidmar (rhp)/Mark Howie (inf)	2020 — <i>No Minor League season</i>
1992 — John Fritz (rhp)/Tim Salmon (of)	2021 — Brendon Davis (inf)
1993 — Mark Sweeney (of)/Bryan Harris (lhp)	
1994 — Todd Greene (c)/Andrew Lorraine (lhp)	
1995 — Todd Greene (c)/Jason Dickson (rhp)	
1996 — Larry Barnes (inf)/Dennis Springer (rhp)	
1997 — Norm Hutchins (of)/Ramon Ortiz (rhp)	
1998 — Troy Glaus (inf)/Steve Fish (rhp)	
1999 — Larry Barnes (inf)/Scot Shields (rhp)	
2000 — Gary Johnson (of)/John Lackey (rhp)	



HOWIE GERSHBERG MINOR LEAGUE PITCHER OF THE YEAR AWARD

The Angels Minor League Pitcher of the Year award has been re-named the “Howie Gershberg Minor League Pitcher of the Year” Award after the Angels late minor league pitching instructor. Gershberg joined the Angels farm system in 1985 and during his tenure, served as a minor league pitching coach and coordinator. He served the organization faithfully for 19 seasons before succumbing to cancer on Nov. 19, 2003. Gershberg’s playing career included stints with the Brooklyn Dodgers and New York Giants in the 1950’s. He had a passion for the game and dedicated his life to working with and developing quality pitchers including: John Franco, Chuck Finley, Troy Percival, Scot Shields, John Lackey and Francisco Rodriguez. Past winners:

- | | |
|------------------------|--------------------------------------|
| 2000 — John Lackey | 2011 — Matt Shoemaker |
| 2001 — Bart Miadich | 2012 — Nick Maronde |
| 2002 — Mickey Callaway | 2013 — Mike Morin |
| 2003 — Ervin Santana | 2014 — Cam Bedrosian |
| 2004 — Steven Shell | 2015 — Greg Mahle |
| 2005 — Joe Saunders | 2016 — Keynan Middleton |
| 2006 — Joe Saunders | 2017 — Jaime Barria |
| 2007 — Sean O’Sullivan | 2018 — José Suarez |
| 2008 — Anthony Ortega | 2019 — Hector Yan |
| 2009 — Trevor Reckling | 2020 — <i>No minor league season</i> |
| 2010 — Tyler Chatwood | 2021 — Reid Detmers |

AARON COX AWARD

The Aaron Cox Award was established in 2018 and is given annually to the minor league player voted as the best teammate - one who enriches the lives of those around him. This award is for the player who best exemplifies selflessness, persistence, enthusiasm, and commitment to a well-reasoned process and continued growth regardless of circumstance and spreads these attributes to all those he touches. Past winners:

- | | |
|-----------------------|-------------------------|
| 2018 — Jeremy Beasley | 2020 — Jack Kruger |
| 2019 — Brandon Marsh | 2021 — Braxton Martinez |

NICK KAMZICK SCOUT OF THE YEAR AWARD

The Nick Kamzic Award is given annually to the Angels’ scout who epitomizes the dedication, perseverance and excellence demonstrated by the award’s namesake. Nick Kamzic, a Chicago-based scout in the Angels’ organization for 39 seasons, joined the franchise in its initial 1961 season (he proudly called himself “Mr. Autry’s first hire”) and continued scouting for the Angels through the 1999 season. Named the National Scout of the Year (Midwest) in 1996, he passed away from heart failure, Dec. 12, 2000, one week before his 82nd birthday. Like the many hard-working and dedicated scouts who proudly represent baseball throughout the nation, the following individuals demonstrate those special qualities that have earned them recognition as the Angels’ Scout of the Year:

- | | |
|---------------------------------------|-----------------------------------|
| 1996 — Moose Stubing | 2009 — Scott Richardson |
| 1997 — Darrell Miller | 2010 — Greg Morhardt |
| 1998 — Tony LaCava | 2011 — John Gracio |
| 1999 — Tom Burns | 2012 — Ralph Reyes |
| 2000 — Tim Corcoran | 2013 — Joel Murrie |
| 2001 — Marc Russo/Leo Perez | 2014 — Nick Gorneault |
| 2002 — Kevin Ham | 2015 — Brandon McArthur |
| 2003 — Clay Daniel/Rich Schlenker | 2016 — Ric Wilson |
| 2004 — Mike Silvestri/Dale Sutherland | 2017 — Ryan Leahy |
| 2005 — Ron Marigny/Brad Sloan | 2018 — Brian Tripp |
| 2006 — Jack Uhey/Jeff Schugel | 2019 — Jason Baker/Chris McAlpin |
| 2007 — Tom Kotchman | 2020 — <i>Award not presented</i> |
| 2008 — Chris McAlpin | 2021 — Brandon McArthur |





The 2021 Major League Baseball First-Year Player Draft was shortened to 20 rounds due to the impact of the COVID-19 pandemic. The Angels selected pitchers with all 20 picks during the Draft, which was held July 11-13:

RD	PLAYER	POS.	B/T	HT.	WT.	BORN	SCHOOL (HOMETOWN)
1 (9)	Sam Bachman	RHS	R/R	6-1	235	9/30/99	Miami (OH) Univ./((Indianapolis, IN)
2	Ky Bush	LHS	R/L	6-6	240	11/12/99	St. Mary's College/(Ogden, UT)
3	Landon Marceaux	RHS	R/R	6-0	185	10/8/99	LSU/(Destrehan, LA)
4	Luke Murphy	RHS	R/R	6-5	190	11/5/99	Vanderbilt Univ./((Springfield, TN)
5	Brett Kerry	RHS	R/R	6-0	205	4/12/99	Univ. of South Carolina/(Clemmons, NC)
6	Jake Smith	RHS	R/R	6-5	195	10/4/99	Univ. of Miami (FL)/(Chapel Hill, NC)
7	Ryan Costeiu	RHS	R/R	6-0	200	11/28/00	Univ. of Arkansas/(Clayton, CA)
8	Nick Jones	LHS	L/L	6-7	210	1/22/99	Georgia Southern Univ./((Johns Creek, CA)
9	Braden Olthoff	RHS	R/R	6-4	220	3/12/99	Tulane Univ./((Vista, CA)
10	Andrew Peters	RHS	R/R	6-2	190	11/25/98	Univ. of South Carolina/(Morris, IL)
11	Chase Silseth	RHS	R/R	6-0	205	5/18/00	Univ. of Arizona/(Farmington, NM)
12	Mason Albright	LHS	L/L	6-0	190	11/26/02	IMG Academy/(Thurmont, MD)
13	Mo Hanley	LHS	L/L	6-2	215	7/19/99	Adrian College/(Tampa, FL)
14	Eric Torres	LHR	L/L	6-0	200	9/22/99	Kansas State Univ./((Milwaukee, WI)
15	Glenn Albanese Jr.	RHR	R/R	6-6	240	10/22/98	Univ. of Louisville (Louisville, KY)
16	Brandon Dufault	RHR	R/R	6-5	200	10/17/98	Northeastern Univ./((Hudson, NH)
17	Mason Erla	RHR	R/R	6-4	215	8/19/97	Michigan State Univ./((Cass City, MI)
18	Nick Mondak	LHS	L/L	6-3	195	6/2/98	St. John's Univ./((Watertown, CT)
19	Nathan Burns	RHS	R/R	6-1	195	6/1/99	Oregon State Univ./((West Bend, WI)
20	Marcelo Perez	RHS	R/R	5-10	180	11/16/99	Texas Christian Univ./((Laredo, TX)

(Bold indicates signed player)

ANGELS MINOR LEAGUE AFFILIATE HISTORY

Triple-A	Double-A	High-A	Low-A
Salt Lake, 2001- Edmonton, 1999-2000 Vancouver, 1993-98 Edmonton, 1983-92 Spokane, 1982 Salt Lake, 1971-81 Hawaii, 1969-70 Seattle, 1965-68 Hawaii, 1962-64 Dallas-FW, 1961	Rocket City, 2020- Mobile, 2017-19 Arkansas, 2001-16 Erie, 1999-2000 Midland, 1985-1998 Waterbury, 1984 Nashua, 1983 Holyoke, 1981-82 El Paso, 1973-80 Shreveport, 1971-72 El Paso, 1965-70 Reynosa, 1963-65 Nashville, 1963	Tri-City, 2021- Inland Empire, 2011-20 Rancho Cucamonga, 2001-10 Lake Elsinore, 1994-2000 Palm Springs, 1990-93	Inland Empire, 2021- Burlington, 2013-2020 Cedar Rapids, 1993-2012 Quad Cities, 1985-92 Palm Springs, 1985-89 Redwood, 1981-85 Peoria, 1983-84 Danville, 1982 Salinas, 1973-80 Quad Cities, 1963-78 Stockton, 1972 San Jose, 1963-69 Tri-City, 1963-64 Class D Quad City, 1962 Class C San Jose Bees, 1962 Class D Statesville Owls, 1961
	Advanced Rookie	Rookie	
	Orem, 2005-20 Provo, 2001-04 Butte, 1997-2000	AZL Angels, 2001- DSL Angels, 1998- AZL Angels, 1989-96 Idaho Falls, 1967-81	



JORDYN ADAMS

OF

AGE: 22	BORN: Oct. 18, 1999 in Cary, NC	RESIDES: Cary, NC	HT.: 6-2	WT.: 180
BATS & THROWS: Right		ACQUIRED: 1st round (17th overall) of 2018 First-Year Player Draft		
HIGH SCHOOL: Green Hope HS (Cary, NC)		COLLEGE: —		
FULL NAME: Jordyn Bradley Adams		SIGNED BY: Chris McAlpin (Angels)		

Year	Club	AVG	G	AB	R	H	2B	3B	HR	RBI	SH	SF	HBP	BB	IBB	SO	SB	CS	GDP	SLG	OBP	E
2018—Angels (AZL)		.243	20	70	8	17	2	2	0	5	0	0	2	10	0	23	5	2	0	.329	.354	3
	Orem	.314	9	35	5	11	4	1	0	8	0	1	2	4	0	7	0	1	2	.486	.375	1
2019—Burlington		.250	97	372	52	93	15	2	7	31	0	1	5	50	0	94	12	5	7	.358	.346	13
	Angels (AZL)	.538	3	13	4	7	1	0	0	4	0	0	1	0	3	4	0	0	.615	.571	0	
	Inland Empire	.229	9	35	7	8	1	1	1	1	0	0	0	5	0	14	0	1	0	.400	.325	0
2020—LAA		<i>DID NOT PLAY - Participated at Angels Alternate Training Site</i>																				
2021—Tri-City		.217	71	277	37	60	7	2	5	27	0	1	1	28	0	116	18	4	3	.310	.290	8
MINOR TOTALS		.244	209	802	113	196	30	8	13	76	0	3	8	98	0	257	39	13	12	.350	.332	25

RYAN AGUILAR

OF

AGE: 27	BORN: Sept. 11, 1994 in Yorba Linda, CA	RESIDES: Anaheim, CA	HT.: 6-2	WT.: 180
BATS & THROWS: Left		ACQUIRED: Signed as minor league free agent, Dec. 15, 2021		
HIGH SCHOOL: Esperanza HS (Yorba Linda, CA)		COLLEGE: University of Arizona		
FULL NAME: Ryan Scott Aguilar		SIGNED BY: Jeff Scholzen (Brewers)		

Year	Club	AVG	G	AB	R	H	2B	3B	HR	RBI	SH	SF	HBP	BB	IBB	SO	SB	CS	GDP	SLG	OBP	E
2016—Brewers (AZL)		.278	5	18	4	5	1	0	0	2	0	1	0	3	0	1	3	0	0	.333	.364	0
	Helena	.248	40	145	30	36	11	0	2	14	2	0	2	28	0	37	6	2	3	.366	.370	2
2017—Wisconsin		.206	105	350	42	72	8	4	2	23	6	2	2	49	0	96	7	2	4	.269	.305	4
2018—Carolina		.223	126	430	51	96	21	9	8	56	6	4	2	64	5	138	5	1	3	.370	.324	3
2019—Carolina		.272	105	357	71	97	22	0	9	47	1	2	10	70	2	118	10	1	2	.409	.403	2
	Biloxi	.236	24	72	12	17	2	0	3	8	1	0	0	8	0	24	2	2	0	.389	.313	6
2020—		<i>DID NOT PLAY - No Minor League Season</i>																				
2021—Biloxi		.146	74	213	41	31	4	0	6	21	3	0	5	37	0	90	9	1	5	.249	.286	4
MINOR TOTALS		.223	479	1585	251	354	69	13	30	171	19	9	19	259	7	504	42	9	17	.340	.338	21

GLENN ALBANESE

RHP

AGE: 23	BORN: Oct. 22, 1998 in Wheaton, IL	RESIDES: Batavia, IL	HT.: 6-6	WT.: 240
BATS & THROWS: Right		ACQUIRED: 15th round of 2021 First-Year Player Draft		
HIGH SCHOOL: Batavia HS (Batavia, IL)		COLLEGE: Louisville		
FULL NAME: Glenn Steven Albanese		SIGNED BY: John Burden (Angels)		

Year	Club	W-L	ERA	G	GS	CG	GF	SHO	SV	IP	H	R	ER	HR	HB	BB	IBB	SO	WP	BK	BAA
2021—Tri-City		0-1	2.35	4	30	0	0	0	0	15.1	17	5	4	0	0	4	0	15	4	0	.274

MASON ALBRIGHT

RHP

AGE: 19	BORN: Nov. 26, 2002 in Fredrick, MD	RESIDES: Thurmont, MD	HT.: 6-0	WT.: 190
BATS & THROWS: Left		ACQUIRED: 12th round of 2021 First-Year Player Draft		
HIGH SCHOOL: IMG Academy (Bradenton, FL)		COLLEGE: —		
FULL NAME: Mason Quinn Albright		SIGNED BY: Brandon McArthur (Angels)		

Year	Club	W-L	ERA	G	GS	CG	GF	SHO	SV	IP	H	R	ER	HR	HB	BB	IBB	SO	WP	BK	BAA
2021—Angels (ACL)		1-0	0.00	3	2	0	0	0	0	8.0	3	0	0	0	0	2	0	8	0	0	.107

JOSE ALEMAN

RHP

AGE: 19	BORN: Feb. 1, 2003 in Porlamar, VZ	RESIDES: Centreville, VA	HT.: 6-6	WT.: 200
BATS & THROWS: Right		ACQUIRED: Signed as international free agent, June 20, 2019		
HIGH SCHOOL: —		COLLEGE: —		
FULL NAME: Jose Gregorio Aleman Romero		SIGNED BY: Ender Gonzalez, Andres Garcia & Joel Chicarelli (Angels)		

Year	Club	W-L	ERA	G	GS	CG	GF	SHO	SV	IP	H	R	ER	HR	HB	BB	IBB	SO	WP	BK	BAA
2021—Angels (ACL)		1-1	6.56	15	1	0	1	0	0	23.1	27	21	17	2	1	14	0	22	5	1	.287

EDGAR ALFONSO

INF

AGE: 18	BORN: Mar., 27, 2004 in Ciego de Avila, Cuba	RESIDES: San Pedro De Macoris, DR	HT.: 5-9	WT.: 175
BATS & THROWS: Right		ACQUIRED: Signed as international free agent, June 7, 2021		
HIGH SCHOOL: —		COLLEGE: —		
FULL NAME: Edgar Brian Alfonso		SIGNED BY: Domingo Garcia (Angels)		

Year	Club	AVG	G	AB	R	H	2B	3B	HR	RBI	SH	SF	HBP	BB	IBB	SO	SB	CS	GDP	SLG	OBP	E
2021—Angels (DSL)		.231	49	147	27	34	6	2	1	15	3	1	1	20	0	39	17	7	1	.320	.325	9



ADRIAN ALMEIDA

LHP

AGE: 27 BORN: Feb. 25, 1995 in Puerto Cabello, VZ

RESIDES: Tucacas, VZ

HT.: 6-0

WT.: 160

BATS & THROWS: Left

ACQUIRED: From New York Mets in AAA Rule 5 Draft, Dec. 8, 2016

HIGH SCHOOL: —

COLLEGE: —

FULL NAME: Adrian Jose Almeida Mendoza

SIGNED BY: Hector Rincones (Mets)

Year	Club	W-L	ERA	G	GS	CG	GF	SHO	SV	IP	H	R	ER	HR	HB	BB	IBB	SO	WP	BK	BAA
2012	Mets 1 (DSL)	0-3	2.50	12	12	0	0	0	0	39.2	35	14	11	0	3	24	0	33	3	1	.255
2013	Mets 1 (DSL)	3-2	4.55	8	8	0	0	0	0	27.2	23	14	14	0	6	18	0	26	10	1	.232
	Mets 2 (DSL)	0-1	2.57	4	4	0	0	0	0	14	8	5	4	0	0	9	0	17	4	0	.167
2014	Mets (GCL)	3-2	2.13	10	7	0	0	0	0	38	26	14	9	0	7	23	1	40	4	1	.198
2015	Kingsport	2-1	5.94	9	0	0	5	0	1	16.2	13	13	11	0	2	18	0	17	2	1	.217
2016	Brooklyn Kingsport	0-1	3.86	3	0	0	1	0	0	2.1	3	1	1	0	1	3	0	5	1	0	.273
	Kingsport	0-3	6.14	18	0	0	7	0	2	22	21	18	15	3	6	13	0	29	5	0	.247
2017	Burlington	1-3	5.31	27	0	0	8	0	0	42.1	43	30	25	1	3	32	0	50	9	0	.265
2018	Inland Empire	0-0	0.75	7	0	0	2	0	1	12.0	6	2	1	0	1	4	0	19	1	0	.146
	Mobile	2-4	4.25	33	0	0	7	0	0	48.2	30	26	23	3	5	51	0	54	11	1	.179
2019	Mobile	1-1	5.79	30	0	0	15	0	2	28.0	35	21	18	1	5	33	0	31	9	0	.307
2020										DID NOT PLAY - No Minor League Season											
2021	Rocket City	3-0	4.70	24	0	0	5	0	0	30.2	20	17	16	2	2	34	1	41	3	0	.187
MINOR TOTALS	15-21	4-14	1.85	31	0	50	0	6	322.0	263	175	148	10	41	262	2	362	62	5	.226	

STIWARD AQUINO

RHP

AGE: 22 BORN: June 20, 1999 in Sabana Grande de Palenque, DR

RESIDES: Sabana Grande de Palenque, DR

HT.: 6-6

WT.: 175

BATS & THROWS: Right

ACQUIRED: Signed as international free agent, Dec. 30, 2016

HIGH SCHOOL: —

COLLEGE: —

FULL NAME: Steward Aquino Trujill

SIGNED BY: Domingo Garcia, Alfredo Ulloa & Frankie Thon (Angels)

Year	Club	W-L	ERA	G	GS	CG	GF	SHO	SV	IP	H	R	ER	HR	HB	BB	IBB	SO	WP	BK	BAA
2017	Angels (DSL)	0-2	4.56	7	4	0	0	0	0	23.2	25	14	12	1	2	9	0	29	4	0	.272
	Angels (AZL)	1-0	1.59	2	0	0	0	0	0	5.2	5	1	1	0	0	4	0	2	0	1	.250
2018										DID NOT PLAY											
2019	Angels (AZL)	0-4	7.71	8	8	9	9	0	0	21.0	27	19	18	1	2	10	0	26	1	1	.321
	Orem	0-1	5.74	4	4	0	0	0	0	15.2	19	11	10	3	1	6	0	23	2	2	.306
2020										DID NOT PLAY - No Minor League Season											
2021	Angels (ACL)	0-0	5.40	5	0	0	2	0	0	5.0	3	3	3	0	1	2	0	10	0	1	.167
MINOR TOTALS	1-7	5.58	26	16	9	11	0	0	71.0	79	48	44	5	6	31	0	90	7	5	.286	

IVAN ARMSTRONG

RHP

AGE: 21 BORN: July 27, 2000 in La Vega, DR

RESIDES: La Vega, DR

HT.: 6-5

WT.: 245

BATS & THROWS: Right

ACQUIRED: From San Francisco with LHP Sam Selman and RHP Jose Marte in exchange for LHP Tony Watson

HIGH SCHOOL: —

COLLEGE: —

FULL NAME: Ivan Alexander Armstrong

SIGNED BY: Rudy Moretta (Giants)

Year	Club	W-L	ERA	G	GS	CG	GF	SHO	SV	IP	H	R	ER	HR	HB	BB	IBB	SO	WP	BK	BAA
2018	Giants (DSL)	3-3	3.38	14	14	1	0	1	0	56.0	46	33	21	2	4	32	0	47	11	0	.223
2019	Giants Black (ASL)	1-3	6.43	12	6	0	0	0	0	35.0	42	29	25	3	2	22	0	31	7	2	.300
2021	San Jose	4-1	1.88	20	0	0	5	0	2	38.1	24	10	8	0	2	14	0	43	4	2	.180
2021	Tri-City	0-1	6.16	10	0	0	4	0	1	19.0	27	14	13	0	1	8	0	17	1	1	.342
MINOR TOTALS	8-8	4.07	56	20	1	9	1	3	148.1	139	86	67	5	9	76	0	138	23	5	.249	



JONATHAN ARO

RHP

AGE: 31 BORN: Oct. 10, 1990 in La Vega, DR

RESIDES: La Vega, DR

HT.: 6-0 WT.: 235

BATS & THROWS: Right

ACQUIRED: Signed as minor league free agent, Mar. 16, 2022

HIGH SCHOOL: —

COLLEGE: —

FULL NAME: Jonathan Arturo Aro

SIGNED BY: Victor Torres (Red Sox)

Year	Club	W-L	ERA	G	GS	CG	GF	SHO	SV	IP	H	R	ER	HR	HB	BB	IBB	SO	WP	BK	BAA
2011	—Red Sox (DSL)	2-2	3.06	9	6	0	1	0	0	47.0	41	22	16	1	6	4	0	38	2	0	.233
2012	—Red Sox (GCL)	3-4	4.66	11	4	0	3	0	0	38.2	45	21	20	4	0	9	0	34	5	0	.294
2013	—Lowell	5-3	2.14	15	1	0	9	0	3	54.2	44	17	13	2	2	12	2	49	1	0	.222
2014	—Greenville	1-3	2.27	25	0	0	21	0	7	67.1	52	27	17	3	2	22	0	74	2	0	.211
	—Salem	2-0	1.80	7	1	0	4	0	1	20.0	12	6	4	1	1	7	0	24	1	0	.176
2015	—Portland	3-2	2.82	8	0	0	3	0	0	22.1	15	12	7	0	1	8	0	19	0	0	.181
	Pawtucket	0-1	3.14	26	0	0	7	0	2	51.2	43	18	18	2	4	10	0	53	0	0	.225
	BOSTON	0-1	6.97	6	0	0	2	0	0	10.1	15	8	8	2	0	4	0	8	0	0	.341
2016	—Tacoma	3-2	2.48	24	1	0	8	0	1	36.1	29	13	10	2	0	10	0	25	1	0	.221
	SEATTLE	0-0	0.00	1	0	0	0	0	0	0.2	1	0	0	0	0	0	0	0	0	0	.333
2017	—Tacoma	6-1	3.16	25	1	0	9	0	0	42.2	31	16	15	5	1	11	0	48	0	0	.204
2018	—El Paso	2-3	3.68	38	0	0	7	0	2	44.0	38	19	18	3	4	19	0	36	1	0	.241
2019	—Mississippi	3-3	3.45	22	2	0	6	0	1	44.1	43	20	17	2	1	9	1	31	1	0	.253
	Gwinnett	3-0	3.72	9	0	0	5	0	2	19.1	22	8	8	1	1	0	0	9	0	0	.286
2020	—									<i>DID NOT PLAY - No Minor League Season</i>											
2021	—Oaxaca (Mex.)	0-1	11.12	7	0	0	2	0	0	5.2	9	9	7	2	1	1	0	5	1	0	.360
	Guadalajara (Mex.)	4-1	2.95	19	0	0	5	0	1	18.1	22	6	6	1	0	5	1	17	0	0	.314
	MAJOR TOTALS	0-1	6.55	7	0	0	2	0	0	11.0	16	8	8	2	0	5	0	8	0	0	.340
	MEX. TOTALS	4-2	4.88	26	0	0	7	0	1	24.0	31	15	13	3	1	6	1	22	1	0	.326
	MINOR TOTALS	33-24	3.00	219	16	0	83	0	19	488.1	415	199	163	26	23	121	3	440	14	0	.230

JEREMY AROCHO

INF

AGE: 22 BORN: Oct. 6, 1998 in Glen Burnie, MD

RESIDES: Glen Burnie, MD

HT.: 5-10 WT.: 165

BATS: Switch THROWS: Right

ACQUIRED: Signed as minor league free agent, Nov. 25, 2019

HIGH SCHOOL: Old Mill HS (Millersville, MD)

COLLEGE: —

FULL NAME: Jeremy Arocho

SIGNED BY: Jonah Rosenthal (Dodgers)

Year	Club	AVG	G	AB	R	H	2B	3B	HR	RBI	SH	SF	HBP	BB	IBB	SO	SB	CS	GDP	SLG	OBP	E
2017	—Dodgers (AZL)	.254	39	134	26	34	9	2	1	19	1	2	3	14	0	30	10	2	3	.373	.333	6
2018	—Ogden	.313	59	208	44	65	10	2	0	21	1	2	3	29	0	31	12	7	6	.380	.401	8
2019	—Ogden	.287	48	150	31	43	4	1	1	15	1	1	0	33	0	28	10	4	3	.347	.413	3
2020	—									<i>DID NOT PLAY - No Minor League Season</i>												
2021	—Inland Empire	.294	63	228	49	67	5	3	1	21	0	1	2	42	0	50	23	3	6	.355	.407	20
	Tri-City	.351	19	74	10	26	1	0	0	9	0	0	0	11	0	19	8	1	1	.365	.435	6
	Salt Lake	.000	1	3	0	0	0	0	0	0	0	0	0	1	0	2	0	0	0	.000	.250	0
	MINOR TOTALS	.295	336	797	160	235	29	8	3	85	3	6	8	130	0	160	63	17	19	.363	.396	43

SAM BACHMAN

RHP

AGE: 22 BORN: Sept. 30, 1999 in Indianapolis, IN

RESIDES: Indianapolis, IN

HT.: 6-1 WT.: 235

BATS & THROWS: Right

ACQUIRED: 1st round of 2019 First-Year Player Draft

HIGH SCHOOL: Hamilton Southeastern HS (Fishers, IN)

COLLEGE: Miami University (OH)

FULL NAME: Samuel Duane Bachman

SIGNED BY: John Burden (Angels)

Year	Club	W-L	ERA	G	GS	CG	GF	SHO	SV	IP	H	R	ER	HR	HB	BB	IBB	SO	WP	BK	BAA
2021	—Tri-City	0-2	3.77	5	5	0	0	0	0	14.1	13	7	6	1	1	4	0	15	0	0	.245

SADIEL BARO

LHP

AGE: 16 BORN: Nov. 10, 2004 in Pinar Del Rio, Cuba

RESIDES: San Francisco de Macoris, DR

HT.: 6-2 WT.: 175

BATS & THROWS: Left

ACQUIRED: Signed as an international free agent, Jan. 15, 2022

HIGH SCHOOL: —

COLLEGE: —

FULL NAME: Sadiel Baro

SIGNED BY: Jochy Cabrera (Angels)

Year	Club	W-L	ERA	G	GS	CG	GF	SHO	SV	IP	H	R	ER	HR	HB	BB	IBB	SO	WP	BK	BAA
2021	—																				

Will make professional debut in 2022

KYLE BARRACLOUGH

RHP

For information, see 2022 Angels Players Section.

EIVER BETANCOURT

C

AGE: 18 BORN: Oct. 2, 2003 in Puerto Cabello, Venezuela

RESIDES: Maracay, Venezuela

HT.: 5-11 WT.: 185

BATS: Left THROWS: Right

ACQUIRED: Signed as an international free agent, Jan. 15, 2021

HIGH SCHOOL: —

COLLEGE: —

FULL NAME: Eiver Elly Betancourt Rios

SIGNED BY: Marlon Urdaneta, Joel Chicarelli, & Andres Garcia (Angels)

Year	Club	AVG	G	AB	R	H	2B	3B	HR	RBI	SH	SF	HBP	BB	IBB	SO	SB	CS	GDP	SLG	OBP	E
2021	—Angels (DSL)	.231	11	26	5	6	1	0	0	1	0	0	2	4	0	8	1	0	0	.269	.375	2



ANDREW BLAKE

RHP

AGE: 24 BORN: Mar. 24, 1998 in Winston-Salem, NC RESIDES: Lewisville, NC HT.: 6-5 WT.: 225
 BATS & THROWS: Right ACQUIRED: 21st round of 2019 First-Year Player Draft
 HIGH SCHOOL: Ronald Reagan HS (Pfafftown, NC) COLLEGE: North Carolina State University
 FULL NAME: Andrew Colton Blake SIGNED BY: Chris McAlpin (Angels)

Year	Club	W-L	ERA	G	GS	CG	GF	SHO	SV	IP	H	R	ER	HR	HB	BB	IBB	SO	WP	BK	BAA	
2019	Orem	1-0	8.72	17	0	0	9	0	1	21.2	24	22	21	3	1	18	0	32	1	0	.289	
2020	DID NOT PLAY - No Minor League Season																					
2021	Inland Empire	0-0	0.00	1	1	0	0	0	0	5.0	4	1	0	0	0	0	0	8	0	0	.211	
MINOR TOTALS		1-0	8.72	18	1	0	9	0	1	26.2	28	23	21	3	1	18	0	40	1	0	.275	

WERNER BLAKELY

INF

AGE: 20 BORN: Feb. 21, 2002 in Detroit, MI RESIDES: Detroit, MI HT.: 6-3 WT.: 185
 BATS: Left THROWS: Right ACQUIRED: Fourth round of 2020 First-Year Player Draft
 HIGH SCHOOL: Detroit Edison HS (Detroit, MI) COLLEGE: —
 FULL NAME: Werner Mathew Blakely SIGNED BY: Drew Dominguez (Angels)

Year	Club	AVG	G	AB	R	H	2B	3B	HR	RBI	SH	SF	HBP	BB	IBB	SO	SB	CS	GDP	SLG	OBP	E
2021	Angels (ACL)	.182	44	148	22	27	6	0	3	19	0	2	3	33	0	69	15	2	1	.284	.339	18

JOSE BONILLA

INF

AGE: 18 BORN: Apr. 2, 2002 in Puerto Plata, DR RESIDES: Puerto Plata, DR HT.: 6-0 WT.: 185
 BATS & THROWS: Right ACQUIRED: Signed as international free agent, July 2, 2019
 HIGH SCHOOL: — COLLEGE: —
 FULL NAME: Jose Rafael Bonilla Acosta SIGNED BY: Jochy Cabrera & Alfredo Ulloa (Angels)

Year	Club	AVG	G	AB	R	H	2B	3B	HR	RBI	SH	SF	HBP	BB	IBB	SO	SB	CS	GDP	SLG	OBP	E
2019	Angels (DSL)	.284	20	74	13	21	5	2	0	6	0	2	2	14	0	19	0	0	1	.405	.402	8
2020	DID NOT PLAY - No Minor League Season																					
2021	Angels (ACL)	.227	30	97	15	22	5	0	2	14	0	2	3	5	0	26	4	0	2	.340	.280	11
	Inland Empire	.189	28	106	9	20	3	0	1	9	0	2	2	6	0	46	1	0	1	.245	.241	9
MINOR TOTALS		.227	78	277	15	63	13	2	3	29	0	6	7	25	0	91	5	0	4	.321	.302	28

DENNY BRADY

RHP

AGE: 25 BORN: Jan. 18, 1997 in Vineland, NJ RESIDES: Vineland, NJ HT.: 6-1 WT.: 200
 BATS & THROWS: Right ACQUIRED: Seventh round of 2017 First-Year Player Draft
 HIGH SCHOOL: Buena Regional HS (Buena, NJ) COLLEGE: East Carolina University (NC)
 FULL NAME: Dennis Francis Brady SIGNED BY: Ryan Leahy (Angels)

Year	Club	W-L	ERA	G	GS	CG	GF	SHO	SV	IP	H	R	ER	HR	HB	BB	IBB	SO	WP	BK	BAA	
2017	Orem	1-1	4.43	13	0	0	2	0	0	20.1	23	14	10	2	1	4	0	24	2	0	.284	
2018	Burlington	0-5	4.72	13	13	0	0	0	0	47.2	51	29	25	1	3	15	0	47	5	0	.274	
2019	Inland Empire	3-9	3.64	17	10	0	3	0	0	76.2	78	40	31	4	5	25	0	86	9	0	.261	
2020	DID NOT PLAY - No Minor League Season																					
2021	Rocket City	0-1	7.04	5	5	0	0	0	0	15.1	22	14	12	2	0	9	0	23	2	0	.333	
MINOR TOTALS		4-16	4.39	48	28	0	5	0	0	160.0	174	97	78	9	9	53	0	180	18	0	.275	

NATHAN BURNS

RHP

AGE: 22 BORN: June 1, 1999 in Barrington, IL RESIDES: West Bend, WI HT.: 6-1 WT.: 195
 BATS & THROWS: Right ACQUIRED: 19th round of 2021 First-Year Player Draft
 HIGH SCHOOL: West Bend West HS (West Bend, WI) COLLEGE: Oregon State University
 FULL NAME: Nathan Maxwell Burns SIGNED BY: Scott Richardson (Angels)

Year	Club	W-L	ERA	G	GS	CG	GF	SHO	SV	IP	H	R	ER	HR	HB	BB	IBB	SO	WP	BK	BAA
2021	Angels (ACL)	1-0	0.00	3	0	0	0	0	0	4.0	1	0	0	0	0	1	0	9	2	0	.071
	Inland Empire	0-0	0.00	6	0	0	1	0	0	10.1	5	0	0	0	1	4	0	14	1	0	.135
	Tri-City	0-0	0.00	1	0	0	1	0	1	2.0	0	0	0	0	0	1	0	2	0	0	.000
MINOR TOTALS		1-0	0.00	10	0	0	2	0	1	16.1	6	0	0	0	1	6	0	25	3	0	.105

KY BUSH

LHP

AGE: 22 BORN: Nov. 12, 1999 in Ogden, UT RESIDES: Ogden, UT HT.: 6-6 WT.: 240
 BATS: Right THROWS: Left ACQUIRED: 2nd round of 2021 First-Year Player Draft
 HIGH SCHOOL: Fremont HS (Plain City, UT) COLLEGE: Saint Mary's College (Moraga, CA)
 FULL NAME: Kyle Spencer Bush SIGNED BY: Scott Richardson (Angels)

Year	Club	W-L	ERA	G	GS	CG	GF	SHO	SV	IP	H	R	ER	HR	HB	BB	IBB	SO	WP	BK	BAA
2021	Tri-City	0-2	4.50	5	5	0	0	0	0	12.0	14	7	6	0	1	5	0	20	1	0	.292

MINOR LEAGUE



TREY CABBAGE

OF

AGE: 24 BORN: May 3, 1997 in Knoxville, TN RESIDES: Blaine, TN HT.: 6-3 WT.: 200
 BATS: Left THROWS: Right ACQUIRED: Signed as minor league free agent, Nov. 28, 2021
 HIGH SCHOOL: : Grainger High School (TN) COLLEGE: —
 FULL NAME: Trey Aaron Cabbage SIGNED BY: Alan Sandberg (Twins)

Year	Club	AVG	G	AB	R	H	2B	3B	HR	RBI	SH	SF	HBP	BB	IBB	SO	SB	CS	GDP	SLG	OBP	E
2015	—Twins (GCL)	.252	33	119	8	30	2	0	0	13	0	1	2	7	0	37	1	5	2	.269	.302	7
2016	—Elizabethhton	.204	31	98	16	20	5	1	2	8	0	0	2	11	0	38	2	1	2	.337	.297	9
2017	—Elizabethhton	.240	13	50	10	12	3	1	2	10	0	0	0	11	0	16	1	0	0	.460	.377	5
	—Cedar Rapids	.224	47	161	12	36	7	1	2	13	0	2	0	15	0	57	0	2	3	.317	.287	2
2018	—Cedar Rapids	.244	99	340	34	83	22	4	8	45	0	3	4	28	2	119	3	0	5	.403	.307	12
2019	—Cedar Rapids	.313	18	67	16	21	1	1	6	16	0	0	1	9	0	20	2	0	0	.627	.403	1
	—Fort Myers	.222	81	284	41	63	19	3	9	37	0	1	3	21	3	97	5	1	6	.405	.282	3
2020	—																					
	<i>DID NOT PLAY - No Minor League Season</i>																					
2021	—Cedar Rapids	.266	40	143	21	38	10	1	9	33	0	1	1	16	1	50	4	0	1	.538	.342	3
	—Wichita	.262	68	244	40	64	10	1	18	49	0	1	2	31	1	110	2	0	0	.533	.349	3
MINOR TOTALS		.244	634	1506	198	367	79	13	56	224	0	9	15	149	7	544	20	9	19	.425	.316	45

KELVIN CACERES

RHP

AGE: 22 BORN: Jan. 26, 2000 in Santiago, DR RESIDES: Santiago, DR HT.: 6-1 WT.: 180
 BATS & THROWS: Right ACQUIRED: Signed as international free agent, May 15, 2018
 HIGH SCHOOL: — COLLEGE: —
 FULL NAME: Kelvin Jose Caceres Rodriguez SIGNED BY: Jochy Cabrera (Angels)

Year	Club	W-L	ERA	G	GS	CG	GF	SHO	SV	IP	H	R	ER	HR	HB	BB	IBB	SO	WP	BK	BAA	
2018	—Angels (DSL)	2-7	4.98	14	10	0	0	0	0	47.0	39	29	26	5	3	18	0	32	8	2	.215	
2019	—Angels (AZL)	1-0	3.82	10	6	0	1	0	0	35.1	26	22	15	1	2	26	0	34	5	0	.198	
2020	—																					
	<i>DID NOT PLAY - No Minor League Season</i>																					
2021	—Angels (ACL)	0-2	4.30	7	6	0	0	0	0	29.1	24	16	14	2	5	21	0	42	6	1	.218	
	—Inland Empire	0-4	9.16	9	2	0	1	0	0	18.2	18	24	19	0	4	27	1	23	3	0	.247	
MINOR TOTALS		3-13	5.11	40	24	0	2	0	0	130.1	107	91	74	8	14	92	1	131	22	3	.216	

DAVID CALABRESE

OF

AGE: 19 BORN: Sept. 26, 2002 in Richmond Hill, Canada RESIDES: Ontario, Canada HT.: 5-11 WT.: 160
 BATS: Left THROWS: Right ACQUIRED: Third round of 2020 First-Year Player Draft
 HIGH SCHOOL: St. Elizabeth Catholic HS (Thornhill, ON, Canada) COLLEGE: —
 FULL NAME: David Marco Calabrese SIGNED BY: Chris Cruz (Angels)

Year	Club	AVG	G	AB	R	H	2B	3B	HR	RBI	SH	SF	HBP	BB	IBB	SO	SB	CS	GDP	SLG	OBP	E
2021	—Angels (ACL)	.201	42	144	25	29	8	2	1	17	0	0	1	20	0	54	5	1	0	.306	.303	2

GUSTAVO CAMPERO

C

AGE: 24 BORN: Sept. 20, 1997 in Loricca, Colombia RESIDES: San Antero, Colombia HT.: 5-6 WT.: 182
 BATS: Switch THROWS: Right ACQUIRED: From Yankees in AAA Rule 5 Draft, Dec. 10, 2020
 HIGH SCHOOL: — COLLEGE: —
 FULL NAME: Gustavo Angel Campero SIGNED BY: New York Yankees

Year	Club	AVG	G	AB	R	H	2B	3B	HR	RBI	SH	SF	HBP	BB	IBB	SO	SB	CS	GDP	SLG	OBP	E
2017	—Yankees (DSL)	.375	6	16	5	6	1	2	0	4	0	1	2	1	0	2	1	0	0	.688	.450	0
	—Yankees (GCL)	.292	30	96	20	28	7	3	3	16	0	1	1	26	0	21	11	0	3	.521	.444	5
2018	—Yankees (GCL)	.200	2	5	0	1	0	0	0	1	0	0	0	0	0	1	0	0	0	.200	.200	0
2019	—Pulaski	.293	36	116	14	34	6	1	2	12	0	0	2	13	0	16	10	2	1	.414	.374	3
2020	—																					
	<i>DID NOT PLAY - No Minor League Season</i>																					
2021	—Inland Empire	.245	41	139	17	34	4	0	4	16	2	1	3	12	0	40	8	4	2	.360	.316	8
MINOR TOTALS		.277	115	372	56	103	18	6	9	49	2	1	8	52	0	80	31	7	6	.430	.375	16

KEVYN CASTILLO

OF

AGE: 16 BORN: June 5, 2005 in Valencia, VZ RESIDES: Valencia, VZ HT.: 5-10 WT.: 170
 BATS & THROWS: Left ACQUIRED: Signed as international free agent, Jan. 15, 2022
 HIGH SCHOOL: — COLLEGE: —
 FULL NAME: Kevyn Alejandro Castillo SIGNED BY: Marlon Urdaneta/Joel Chicarelli (Angels)

Year	Club	AVG	G	AB	R	H	2B	3B	HR	RBI	SH	SF	HBP	BB	IBB	SO	SB	CS	GDP	SLG	OBP	E
	<i>Will make professional debut in 2022</i>																					



MANUEL CAZORLA

LHP

AGE: 17 **BORN:** Jan. 3, 2005 in Maracay, VZ **RESIDES:** Maracay, VZ **HT.:** 6-2 **WT.:** 170
BATS & THROWS: Left **ACQUIRED:** Signed as international free agent, Jan. 15, 2022
HIGH SCHOOL: — **COLLEGE:** —
FULL NAME: Manuel Jose Cazorla **SIGNED BY:** Marlon Urdaneta/Joel Chicarelli (Angels)
Year Club W-L ERA G GS CG GF SHO SV IP H R ER HR HB BB IBB SO WP BK BAA
 Will make professional debut in 2022

MILLERAN CEDANO

LHP

AGE: 19 **BORN:** Mar. 23, 2003 in Guayabal, DR **RESIDES:** Santo Domingo, DR **HT.:** 6-0 **WT.:** 165
BATS & THROWS: Left **ACQUIRED:** Signed as international free agent, Nov. 27, 2019
HIGH SCHOOL: — **COLLEGE:** —
FULL NAME: Milleran Alexander Cedano Cuello **SIGNED BY:** Rusbell Cabrera & Frank Tejada (Angels)
Year Club W-L ERA G GS CG GF SHO SV IP H R ER HR HB BB IBB SO WP BK BAA
 2021—Angels (DSL) 2-4 3.02 16 6 0 4 0 0 41.2 30 18 14 2 1 26 1 39 9 4 .199

CHASE CHANEY

RHP

AGE: 22 **BORN:** Dec. 16, 1999 in Lawrenceville, GA **RESIDES:** Wauchula, FL **HT.:** 6-1 **WT.:** 180
BATS & THROWS: Right **ACQUIRED:** 16th round of 2018 First-Year Player Draft
HIGH SCHOOL: Mountain View HS (Lawrenceville, GA) **COLLEGE:** —
FULL NAME: Chase Taylor Chaney **SIGNED BY:** Todd Hogan (Angels)
Year Club W-L ERA G GS CG GF SHO SV IP H R ER HR HB BB IBB SO WP BK BAA
 2018— *DID NOT PLAY*
 2019—Angels (AZL) 1-5 6.28 11 2 0 1 0 0 38.2 40 40 27 3 10 35 0 27 21 0 .270
 2020— *DID NOT PLAY - No Minor League Season*
 2021—Angels (ACL) 1-2 6.39 4 3 0 0 0 0 12.2 23 17 9 0 1 4 0 14 5 1 .365
 Inland Empire 2-1 3.65 10 0 0 2 0 0 24.2 31 12 10 1 1 7 0 36 1 0 .304
MINOR TOTALS 4-8 5.40 26 5 0 3 0 0 80.0 100 72 48 4 12 47 0 81 28 1 .304

SANDI CHARLE

RHP

AGE: 19 **BORN:** Sept. 5, 2002 in El Seibo, DR **RESIDES:** El Seibo, DR **HT.:** 6-5 **WT.:** 180
BATS & THROWS: Right **ACQUIRED:** Signed as international free agent, July 2, 2019
HIGH SCHOOL: — **COLLEGE:** —
FULL NAME: Sandi Charle **SIGNED BY:** Domingo Garcia (Angels)
Year Club W-L ERA G GS CG GF SHO SV IP H R ER HR HB BB IBB SO WP BK BAA
 2021—Angels (ACL) 1-4 7.94 10 2 0 0 0 0 28.1 34 31 25 4 3 19 0 28 8 2 .283

JORGE CHIRINOS

C

AGE: 18 **BORN:** May 11, 2003 in Maracay, VZ **RESIDES:** Maracay, VZ **HT.:** 6-0 **WT.:** 170
BATS & THROWS: Right **ACQUIRED:** Signed as international free agent, Aug. 24, 2019
HIGH SCHOOL: — **COLLEGE:** —
FULL NAME: Jorge Gabriel Chirinos Iriarte **SIGNED BY:** Joel Chicarelli (Angels)
Year Club AVG G AB R H 2B 3B HR RBI SH SF HBP BB IBB SO SB CS GDP SLG OBP E
 2021—Angels (DSL) .217 22 60 10 13 6 0 1 10 0 0 4 6 0 28 1 1 1 .367 .329 3

DANIEL CORDERO

RHP

AGE: 18 **BORN:** Apr. 23, 2003 in Caracas, VZ **RESIDES:** Caracas, Venezuela **HT.:** 6-2 **WT.:** 170
BATS & THROWS: Right **ACQUIRED:** Signed as international free agent, Mar. 11, 2020
HIGH SCHOOL: — **COLLEGE:** —
FULL NAME: Daniel Enrique Cordero **SIGNED BY:** Rusbell Cabrera & Frank Tejada (Angels)
Year Club W-L ERA G GS CG GF SHO SV IP H R ER HR HB BB IBB SO WP BK BAA
 2021—Angels (DSL) 4-1 2.61 17 0 0 0 10 0 1 31.0 24 10 9 2 1 17 1 40 5 1 .220

RYAN COSTEUI

RHP

AGE: 21 **BORN:** Nov. 28, 2000 in Walnut Creek, CA **RESIDES:** Clayton, CA **HT.:** 6-0 **WT.:** 200
BATS & THROWS: Right **ACQUIRED:** 7th round of 2021 First-Year Player Draft
HIGH SCHOOL: De La Salle HS (Concord, CA) **COLLEGE:** Univ. of Arkansas
FULL NAME: Ryan Michael Costeui **SIGNED BY:** Joel Murrie (Angels)
Year Club W-L ERA G GS CG GF SHO SV IP H R ER HR HB BB IBB SO WP BK BAA
 2021—Inland Empire 1-0 4.30 9 0 0 3 0 2 14.2 14 10 7 3 1 6 1 25 0 0 .250
 Tri-City 0-0 0.00 2 0 0 1 0 0 3.0 1 0 0 0 0 0 0 6 0 0 .111
MINOR TOTALS 1-0 3.57 11 0 0 4 0 2 17.2 15 10 7 3 1 6 1 31 0 0 .231

MINOR LEAGUE



COLEMAN CROW

RHP

AGE: 21 BORN: Dec. 30, 2000 in Concord, GA RESIDES: Concord, GA HT.: 6-0 WT.: 175
 BATS & THROWS: Right ACQUIRED: 28th round of 2019 First-Year Player Draft
 HIGH SCHOOL: Pike County HS (Zebulon, GA) COLLEGE: —
 FULL NAME: Coleman McCade Crow SIGNED BY: Todd Hogan (Angels)

Year	Club	W-L	ERA	G	GS	CG	GF	SHO	SV	IP	H	R	ER	HR	HB	BB	IBB	SO	WP	BK	BAA
2019—										DID NOT PLAY											
2020—										DID NOT PLAY - No Minor League Season											
2021—	Inland Empire	4-3	4.19	13	10	0	0	0	0	62.1	68	39	29	7	4	29	0	62	0	1	.273

MICHAEL CRUZ

C

AGE: 26 BORN: Jan. 13, 1996 in Aguadilla, PR RESIDES: Aguadilla, PR HT.: 5-11 WT.: 210
 BATS & THROWS: Right ACQUIRED: Signed as minor league free agent, Apr. 4, 2019
 HIGH SCHOOL: Puerto Rico Baseball Academy (Gurabo, PR) COLLEGE: Bethune-Cookman College (FL)
 FULL NAME: Michael Cruz SIGNED BY: N/A

Year	Club	AVG	G	AB	R	H	2B	3B	HR	RBI	SH	SF	HBP	BB	IBB	SO	SB	CS	GDP	SLG	OBP	E
2016—	Cubs (AZL)	.238	40	130	19	31	6	0	2	15	1	3	9	20	0	23	1	0	4	.331	.370	9
2017—	South Bend	.186	25	70	7	13	4	0	1	8	0	1	2	11	0	13	0	0	2	.286	.310	4
	Eugene	.282	35	124	20	35	9	1	8	28	0	1	6	14	1	18	0	0	2	.565	.379	5
2018—	South Bend	.246	75	276	34	68	24	0	11	45	0	3	4	25	1	33	1	0	14	.453	.315	5
	Myrtle Beach	.128	12	39	3	5	1	0	1	3	0	1	1	1	0	9	0	0	0	.231	.167	2
2019—	Inland Empire	.296	23	81	8	24	6	0	3	14	0	2	1	6	0	18	0	1	1	.481	.344	1
	Angels (AZL)	.125	3	8	1	1	0	0	0	1	0	0	0	2	0	3	0	0	0	.125	.300	1
2020—										DID NOT PLAY - No Minor League Season												
2021—	Rocket City	.218	64	179	27	39	5	0	9	29	0	1	11	20	1	60	0	0	1	.397	.332	7
MINOR TOTALS		.238	277	907	119	216	55	1	35	143	1	12	34	99	3	177	2	1	24	.417	.332	34

DAVIS DANIEL

RHP

For information, see 2022 Angels Players Section.

JACK DASHWOOD

LHP

AGE: 23 BORN: Nov. 17, 1997 in San Diego, CA RESIDES: Carlsbad, CA HT.: 6-6 WT.: 240
 BATS & THROWS: Left ACQUIRED: 12th round of 2019 First-Year Player Draft
 HIGH SCHOOL: St. Augustine HS (San Diego, CA) COLLEGE: UC Santa Barbara (CA)
 FULL NAME: Jack Corey Dashwood SIGNED BY: Ben Diggins (Angels)

Year	Club	W-L	ERA	G	GS	CG	GF	SHO	SV	IP	H	R	ER	HR	HB	BB	IBB	SO	WP	BK	BAA
2019—										DID NOT PLAY											
2020—										DID NOT PLAY - No Minor League Season											
2021—	Inland Empire	3-1	3.43	15	4	0	9	0	3	57.2	50	24	22	5	1	8	0	69	1	0	.227
	Tri-City	3-1	5.01	5	1	0	1	0	0	23.1	35	16	13	3	2	6	0	18	1	0	.350
	Salt Lake	1-2	8.03	6	5	0	1	0	1	24.2	43	25	22	7	0	6	0	21	1	0	.381
MINOR TOTALS		7-4	4.85	26	10	0	11	0	4	105.2	128	65	57	15	3	20	0	108	3	0	.296

DEWIS DE JESUS

OF

AGE: 17 BORN: Mar. 10, 2005 in San Francisco de Macoris, DR RESIDES: San Francisco de Macoris, DR HT.: 5-10 WT.: 140
 BATS & THROWS: Right ACQUIRED: Signed as international free agent, Jan. 22, 2022
 HIGH SCHOOL: — COLLEGE: —
 FULL NAME: Dewis De Jesus SIGNED BY: Jochy Cabrera (Angels)

Year	Club	AVG	G	AB	R	H	2B	3B	HR	RBI	SH	SF	HBP	BB	IBB	SO	SB	CS	GDP	SLG	OBP	E
Will make professional debut in 2022																						

RANDY DE JESUS

INF

AGE: 17 BORN: Feb. 13, 2005 in Bonao, DR RESIDES: Bonao, DR HT.: 6-4 WT.: 210
 BATS & THROWS: Right ACQUIRED: Signed as international free agent, Jan. 15, 2022
 HIGH SCHOOL: — COLLEGE: —
 FULL NAME: Randy Javier De Jesus SIGNED BY: Jochy Cabrera (Angels)

Year	Club	AVG	G	AB	R	H	2B	3B	HR	RBI	SH	SF	HBP	BB	IBB	SO	SB	CS	GDP	SLG	OBP	E
Will make professional debut in 2022																						

MINOR LEAGUE





MANUEL DE LA ROSA

RHP

AGE: 19 BORN: April 17, 2002 in Nagua, DR
 BATS & THROWS: Right
 HIGH SCHOOL: —

RESIDES: San Pedro de Macoris, DR HT.: 6-2 WT.: 210
 ACQUIRED: Signed as international free agent, May 12, 2021
 COLLEGE: —

FULL NAME: Manuel Alexander De La Rosa

SIGNED BY: Domingo Garcia (Angels)

Year	Club	W-L	ERA	G	GS	CG	GF	SHO	SV	IP	H	R	ER	HR	HB	BB	IBB	SO	WP	BK	BAA
2021—Angels (DSL)		0-1	1.48	10	2	0	5	0	4	24.1	17	5	4	0	3	15	1	16	4	1	.202
	Angels (ACL)	0-0	9.00	1	0	0	0	0	0	1.0	0	1	1	0	0	2	0	2	0	0	.000
MINOR TOTALS		0-1	1.78	11	2	0	5	0	4	25.1	17	6	5	0	3	17	1	18	4	1	.195

FRANCISCO DEL VALLE

OF

AGE: 23 BORN: Aug. 18, 1998 in Ponce, PR
 BATS & THROWS: Left
 HIGH SCHOOL: Puerto Rico Baseball Academy (PR)

RESIDES: Ponce, PR HT.: 6-1 WT.: 185
 ACQUIRED: 14th round of 2016 First-Year Player Draft
 COLLEGE: —

FULL NAME: Francisco Alejandro Del Valle Torres

SIGNED BY: Omar Rodriguez (Angels)

Year	Club	AVG	G	AB	R	H	2B	3B	HR	RBI	SH	SF	HBP	BB	IBB	SO	CS	GDP	SLG	OBP	E	
2016—Angels (AZL)		.250	9	32	4	8	2	0	0	3	1	0	1	1	0	6	0	0	.313	.294	1	
2017—Angels (AZL)		.206	31	102	12	21	2	1	2	15	0	2	0	10	0	20	2	0	.304	.272	1	
2018—Orem		.250	65	240	27	60	11	3	5	33	0	2	5	33	0	77	5	1	.383	.350	4	
2019—Burlington		.204	120	401	47	82	27	4	8	48	1	2	13	63	0	113	3	3	.352	.330	3	
2020—		<i>DID NOT PLAY - No Minor League Season</i>																				
2021—Tri-City		.217	94	327	41	71	15	1	11	46	0	4	7	45	0	102	3	2	.370	.321	5	
MINOR TOTALS		.220	319	1102	131	242	57	9	26	145	2	10	26	152	0	318	13	6	11	.358	.326	14

TRENT DEVEAUX

OF

AGE: 21 BORN: May 4, 2000 in New Providence, Bahamas
 BATS & THROWS: Right
 HIGH SCHOOL: —

RESIDES: New Providence, Bahamas HT.: 6-2 WT.: 175
 ACQUIRED: Signed as international free agent, July 2, 2017
 COLLEGE: —

FULL NAME: Trent Louron Deveaux

SIGNED BY: Domingo Garcia & Alfredo Ulloa (Angels)

Year	Club	AVG	G	AB	R	H	2B	3B	HR	RBI	SH	SF	HBP	BB	IBB	SO	CS	GDP	SLG	OBP	E	
2018—Angels (AZL)		.199	44	166	20	33	5	0	1	11	0	1	3	24	0	68	7	4	.247	.309	4	
2019—Angels (AZL)		.247	52	215	38	53	15	4	6	23	0	1	4	24	0	76	14	6	.437	.332	4	
	Orem	.172	8	29	4	5	1	0	1	2	0	0	0	2	0	15	1	0	.310	.226	0	
2020—		<i>DID NOT PLAY - No Minor League Season</i>																				
2021—Angels (ACL)		.299	22	67	11	20	1	2	0	8	0	2	0	7	0	16	2	0	.373	.355	2	
MINOR TOTALS		.233	126	477	73	111	22	6	8	44	0	4	7	57	0	175	24	10	3	.354	.321	10

PEDRO DIAZ

OF

AGE: 23 BORN: Jan. 9, 1999 in Santo Domingo, DR
 BATS & THROWS: Right
 HIGH SCHOOL: —

RESIDES: Santo Domingo, DR HT.: 6-3 WT.: 210
 ACQUIRED: From Tampa Bay in AAA Rule 5 Draft, Dec. 12, 2019
 COLLEGE: —

FULL NAME: Pedro Antonio Diaz

SIGNED BY: Daniel Santana (Rays)

Year	Club	AVG	G	AB	R	H	2B	3B	HR	RBI	SH	SF	HBP	BB	IBB	SO	CS	GDP	SLG	OBP	E	
2016—Rays 1 (DSL)		.349	18	63	7	22	4	0	2	12	0	2	3	7	0	19	1	3	.508	.427	0	
2017—Rays (GCL)		.177	48	158	18	28	5	0	5	14	1	0	10	7	0	50	8	4	.304	.257	3	
2018—Princeton		.252	45	151	21	38	9	2	5	18	0	3	3	11	0	54	5	5	.437	.310	2	
2019—Hudson Valley		.220	34	118	17	26	6	1	1	17	0	0	6	3	0	40	4	0	.314	.276	1	
2020—		<i>DID NOT PLAY - No Minor League Season</i>																				
2021—Angels (ACL)		.146	14	48	3	7	3	1	0	5	0	0	2	2	0	22	0	0	.250	.212	2	
	Tri-City	.129	11	31	3	4	0	0	0	1	0	0	0	0	0	23	0	0	.129	.129	1	
MINOR TOTALS		.220	170	569	69	125	27	4	13	67	1	5	24	30	0	208	18	12	11	.350	.285	9

WRAYAN DIAZ

LHP

AGE: 19 BORN: Sept. 2, 2002 in Ocumare del Tuy, VZ
 BATS & THROWS: Left
 HIGH SCHOOL: —

RESIDES: Nueva Esparta, VZ HT.: 6-2 WT.: 150
 ACQUIRED: Signed as international free agent, July 2, 2019
 COLLEGE: —

FULL NAME: Wrayan Amisada Diaz Acosta

SIGNED BY: Ender Gonzalez, Andres Garcia & Joel Chicarelli (Angels)

Year	Club	W-L	ERA	G	GS	CG	GF	SHO	SV	IP	H	R	ER	HR	HB	BB	IBB	SO	WP	BK	BAA
2021—Angels (DSL)		0-1	13.50	6	0	0	0	0	0	7.1	4	13	11	1	2	14	0	12	3	0	.160



MATTHIAS DIETZ

RHP

AGE: 26	BORN: Sept. 20, 1995, Orland Park, IL	RESIDES: Orland Park, IL	HT.: 6-5	WT.: 220
BATS & THROWS: Right		ACQUIRED: Signed as a minor league free agent, June 30, 2021		
HIGH SCHOOL: Sandburg HS (Orland Park, IL)		COLLEGE: John A. Logan College		
FULL NAME: : Matthias Joseph Dietz		SIGNED BY: Dan Durs (Orioles)		

Year	Club	W-L	ERA	G	GS	CG	GF	SHO	SV	IP	H	R	ER	HR	HB	BB	IBB	SO	WP	BK	BAA
2016	Aberdeen	0-3	4.82	7	7	0	0	0	0	18.2	22	14	10	0	0	10	0	8	1	0	.306
2017	Delmarva	3-10	4.93	26	26	0	0	0	0	129.2	144	83	71	6	10	50	0	92	15	3	.282
2018	Delmarva	6-2	3.56	13	13	0	0	0	0	65.2	56	26	26	2	4	36	0	67	9	1	.236
	Fredrick	1-6	7.98	11	9	0	0	0	0	38.1	40	41	34	6	9	39	0	27	9	1	.274
2019	Orioles (GCL)	0-0	0.00	2	0	0	0	0	0	2.0	1	0	0	0	1	3	0	2	0	0	.167
	Fredrick	1-8	10.29	18	2	0	4	0	0	35.0	29	46	40	2	16	51	0	39	19	0	.223
2020	<i>DID NOT PLAY - No Minor League Season</i>																				
2021	Tri-City	1-1	1.08	4	0	0	1	0	0	8.1	5	2	1	0	0	3	0	13	2	0	.179
	Rocket City	1-1	4.20	9	0	0	1	0	0	15.0	13	8	7	2	6	7	0	15	2	0	.236
MINOR TOTALS		13-31	5.44	90	57	0	6	0	0	312.2	310	220	189	18	46	199	0	263	57	5	.262

DAKOTA DONOVAN

RHP

AGE: 24	BORN: July 25, 1997 in St. George, UT	RESIDES: Eugene, OR	HT.: 6-6	WT.: 230
BATS & THROWS: Right		ACQUIRED: 16th round of 2019 First-Year Player Draft		
HIGH SCHOOL: Pineview HS (St. George, UT)		COLLEGE: Central Arizona College, Oregon State University		
FULL NAME: Dakota Jerico Donovan Engelma		SIGNED BY: Chad Hermansen (Angels)		

Year	Club	W-L	ERA	G	GS	CG	GF	SHO	SV	IP	H	R	ER	HR	HB	BB	IBB	SO	WP	BK	BAA
2019	<i>DID NOT PLAY</i>																				
2020	<i>DID NOT PLAY - No Minor League Season</i>																				
2021	Inland Empire	4-2	1.70	23	0	0	10	0	5	42.1	33	17	8	2	5	12	0	53	4	0	.210
	Tri-City	1-1	4.02	12	0	0	6	0	2	15.2	18	10	7	1	2	6	0	21	0	0	.273
MINOR TOTALS		5-3	2.33	35	0	0	16	0	7	58.0	51	27	15	3	7	18	0	74	4	0	.229

ANGEL DUARTE

RHP

AGE: 20	BORN: Jan. 28, 2002 in San Francisco de Macoris, DR	RESIDES: San Francisco de Macoris, DR	HT.: 5-11	WT.: 185
BATS & THROWS: Right		ACQUIRED: Signed as international free agent, July 22, 2019		
HIGH SCHOOL: —		COLLEGE: —		
FULL NAME: Angel Arismendy Duarte Alvarez		SIGNED BY: Domingo Garcia & Jochy Cabrera (Angels)		

Year	Club	W-L	ERA	G	GS	CG	GF	SHO	SV	IP	H	R	ER	HR	HB	BB	IBB	SO	WP	BK	BAA
2019	Angels (DSL)	3-0	1.65	6	0	0	3	0	0	16.1	9	3	2	0	0	7	0	16	7	0	.167
2020	<i>DID NOT PLAY - No Minor League Season</i>																				
2021	<i>DID NOT PLAY</i>																				

BRANDON DUFAULT

RHP

AGE: 23	BORN: Oct. 19, 1998 in Lowell, NH	RESIDES: Hudson, NH	HT.: 6-5	WT.: 200
BATS & THROWS: Right		ACQUIRED: 16th round of 2021 First-Year Player Draft		
HIGH SCHOOL: Windham High School (Windham, NH)		COLLEGE: Northeastern University		
FULL NAME: Brandon David Dufault		SIGNED BY: Drew Dominguez (Angels)		

Year	Club	W-L	ERA	G	GS	CG	GF	SHO	SV	IP	H	R	ER	HR	HB	BB	IBB	SO	WP	BK	BAA
2021	Inland Empire	0-0	3.52	9	0	0	6	0	1	15.1	12	9	6	2	0	9	0	20	2	0	.211
	Tri-City	0-1	13.50	2	0	0	1	0	0	2.0	3	3	3	1	0	1	0	4	1	0	.333
MINOR TOTALS		0-1	4.67	11	0	0	7	0	1	17.1	15	12	9	3	0	10	0	24	3	0	.227

ALEJANDRO DURAN

RHP

AGE: 19	BORN: Apr. 10, 2002 in Barquisimeto, VZ	RESIDES: Barquisimeto, VZ	HT.: 5-11	WT.: 150
BATS & THROWS: Right		ACQUIRED: Signed as international free agent, Jan. 4, 2019		
HIGH SCHOOL: —		COLLEGE: —		
FULL NAME: Alejandro Antonio Duran Rodriguez		SIGNED BY: Marlon Urdaneta & Andres Garcia (Angels)		

Year	Club	W-L	ERA	G	GS	CG	GF	SHO	SV	IP	H	R	ER	HR	HB	BB	IBB	SO	WP	BK	BAA
2019	Angels (DSL)	0-0	1.93	7	5	0	0	0	0	28.0	21	7	6	0	3	5	0	34	6	1	.206
2020	<i>DID NOT PLAY - No Minor League Season</i>																				
2021	<i>DID NOT PLAY</i>																				



EMMANUEL DURAN

RHP

AGE: 20 BORN: Oct. 9, 2000 in Zulia, VZ

RESIDES: Zulia, VZ

HT.: 6-1 WT.: 180

BATS & THROWS: Right

ACQUIRED: Signed as international free agent, July 6, 2017

HIGH SCHOOL: —

COLLEGE: —

FULL NAME: Emmanuel Alejandro Duran

SIGNED BY: Andres Garcia & Marlon Urdaneta (Angels)

Year	Club	W-L	ERA	G	GS	CG	GF	SHO	SV	IP	H	R	ER	HR	HB	BB	IBB	SO	WP	BK	BAA
2018—Angels (DSL)		0-5	6.57	14	9	0	0	0	0	38.1	25	37	28	3	8	33	0	42	21	0	.184
2019—Angels (AZL)		1-2	6.81	12	2	0	1	0	0	37.0	34	33	28	1	3	43	0	40	16	0	.256
2020—										DID NOT PLAY - No Minor League Season											
2021—Angels (ACL)		3-3	4.75	18	1	0	5	0	0	36.0	29	27	19	1	4	18	1	48	12	0	.209
MINOR TOTALS		4-10	6.06	44	12	0	6	0	0	111.1	88	97	75	5	15	94	1	130	49	0	.216

MYLES EMMERSON

INF

AGE: 23 BORN: May 15, 1998 in San Diego, CA

RESIDES: Spring Valley, CA

HT.: 5-11 WT.: 185

BATS & THROWS: Right

ACQUIRED: Signed as minor league free agent, July 17, 2021

HIGH SCHOOL: El Capitan HS (San Diego, CA)

COLLEGE: Cal Poly State University, San Luis Obispo

FULL NAME: Myles Owen Emmerson

SIGNED BY: Ben Diggins (Angels)

Year	Club	AVG	G	AB	R	H	2B	3B	HR	RBI	SH	SF	HBP	BB	IBB	SO	SB	CS	GDP	SLG	OBP	E
2021—Inland Empire	.247	23	73	11	18	5	0	1	8	0	0	3	15	0	23	0	2	0	.356	.396	5	

NIXON ENCARNACION

RHP

AGE: 17 BORN: Dec. 30, 2004 in Santo Domingo, DR

RESIDES: Santo Domingo, DR

HT.: 6-2 WT.: 180

BATS & THROWS: Right

ACQUIRED: Signed as international free agent, Jan. 15, 2022

HIGH SCHOOL: —

COLLEGE: —

FULL NAME: Nixon Manuel Encarnacion

SIGNED BY: Rusbell Cabrera (Angels)

Year	Club	W-L	ERA	G	GS	CG	GF	SHO	SV	IP	H	R	ER	HR	HB	BB	IBB	SO	WP	BK	BAA
Will make professional debut in 2022																					

MASON ERLA

RHP

AGE: 24 BORN: Aug. 19, 1997 in Bay City, MI

RESIDES: East Lansing, MI

HT.: 6-4 WT.: 215

BATS & THROWS: Right

ACQUIRED: 17th round of 2021 First-Year Player Draft

HIGH SCHOOL: Cass City HS (Cass City, MI)

COLLEGE: Michigan State University

FULL NAME: Mason Andrew Erla

SIGNED BY: Drew Dominguez (Angels)

Year	Club	W-L	ERA	G	GS	CG	GF	SHO	SV	IP	H	R	ER	HR	HB	BB	IBB	SO	WP	BK	BAA
2021—Angels (ACL)		1-0	0.00	2	1	0	0	0	0	5.0	2	0	0	0	0	0	0	9	0	0	.125
	Tri-City	0-1	3.86	1	1	0	0	0	0	2.1	2	2	1	0	0	0	0	2	0	0	.200
MINOR TOTALS		1-1	1.23	3	2	0	0	0	0	7.1	4	2	1	0	0	0	0	11	0	0	.154

WILIFER ESTRELLA

OF

AGE: 17 BORN: Dec. 5, 2004 in Puerto Plata, DR

RESIDES: Puerto Plata, DR

HT.: 5-11 WT.: 160

BATS: Switch THROWS: Right

ACQUIRED: Signed as international free agent, Jan. 15, 2022

HIGH SCHOOL: —

COLLEGE: —

FULL NAME: Wilifer Estrella

SIGNED BY: Rusbell Cabrera (Angels)

Year	Club	AVG	G	AB	R	H	2B	3B	HR	RBI	SH	SF	HBP	BB	IBB	SO	SB	CS	GDP	SLG	OBP	E
Will make professional debut in 2022																						

ISAIAS FALCON

INF

AGE: 21 BORN: Oct. 26, 2000 in San Cristobal, DR

RESIDES: Bani, DR

HT.: 5-10 WT.: 165

BATS & THROWS: Right

ACQUIRED: Signed as international free agent, Nov. 7, 2019

HIGH SCHOOL: —

COLLEGE: —

FULL NAME: Isaias Falcon

SIGNED BY: Frank Tejada & Domingo Garcia (Angels)

Year	Club	AVG	G	AB	R	H	2B	3B	HR	RBI	SH	SF	HBP	BB	IBB	SO	SB	CS	GDP	SLG	OBP	E
2021—Angels (DSL)		.252	46	131	27	33	9	0	3	18	1	0	3	15	0	50	25	5	0	.389	.342	4

GERSON FLORENTINO

INF

AGE: 17 BORN: Oct. 23, 2004 in Samana, DR

RESIDES: Samana, DR

HT.: 5-7 WT.: 155

BATS & THROWS: Right

ACQUIRED: Signed as international free agent, Jan. 27, 2022

HIGH SCHOOL: —

COLLEGE: —

FULL NAME: Gerson Florentino

SIGNED BY: Jonathan Genao (Angels)

Year	Club	AVG	G	AB	R	H	2B	3B	HR	RBI	SH	SF	HBP	BB	IBB	SO	SB	CS	GDP	SLG	OBP	E
Will make professional debut in 2022																						



DARLIN FRANCIA

RHP

AGE: 18 BORN: Nov. 29, 2003 in Higüey, DR RESIDES: Higüey, DR HT.: 6-5 WT.: 200
 BATS & THROWS: Right ACQUIRED: Signed as international free agent, Jan. 15, 2021
 HIGH SCHOOL: — COLLEGE: —
 FULL NAME: Darlin Manuel Francia Sanchez SIGNED BY: Jochy Cabrera & Aneudi Mercado (Angels)

Year	Club	W-L	ERA	G	GS	CG	GF	SHO	SV	IP	H	R	ER	HR	HB	BB	IBB	SO	WP	BK	BAA
2021	—Angels (DSL)	2-0	1.29	5	2	0	0	0	0	14.0	11	5	2	0	1	7	0	9	6	0	.200

SADRAC FRANCO

RHP

AGE: 21 BORN: June 4, 2000 in David, Panama RESIDES: Chiriqui, Panama HT.: 6-0 WT.: 155
 BATS & THROWS: Right ACQUIRED: Signed as international free agent, July 2, 2017
 HIGH SCHOOL: — COLLEGE: —
 FULL NAME: Sadrac Daniel Franco Caballero SIGNED BY: Raul Gonzalez (Angels)

Year	Club	W-L	ERA	G	GS	CG	GF	SHO	SV	IP	H	R	ER	HR	HB	BB	IBB	SO	WP	BK	BAA
2017	—Angels (DSL)	1-3	3.45	7	1	0	1	0	0	15.2	15	8	6	0	3	0	14	0	0	0	.246
2018	—Angels (AZL)	1-1	4.94	12	3	0	1	0	1	31.0	30	20	17	1	0	19	0	32	10	1	.250
	Orem	1-1	14.54	2	0	0	0	0	0	4.1	7	7	7	0	3	2	0	4	4	0	.389
2019	—Orem	0-2	5.04	8	8	0	0	0	0	25.0	28	22	14	5	1	13	0	25	7	0	.272
2020	—	<i>DID NOT PLAY - No Minor League Season</i>																			
2021	—	<i>DID NOT PLAY</i>																			
MINOR TOTALS		3-7	5.21	29	12	0	2	0	1	76.0	80	57	44	6	4	37	0	75	21	1	.265

SAM FULLER

RHP

AGE: 22 BORN: Oct. 20, 1998 in Atlanta, GA RESIDES: Smyrna, GA HT.: 6-0 WT.: 195
 BATS & THROWS: Right ACQUIRED: 14th round of 2017 First-Year Player Draft
 HIGH SCHOOL: Whitefield Academy (Mableton, GA) COLLEGE: —
 FULL NAME: Sam Adrian Fuller SIGNED BY: Todd Hogan (Angels)

Year	Club	W-L	ERA	G	GS	CG	GF	SHO	SV	IP	H	R	ER	HR	HB	BB	IBB	SO	WP	BK	BAA
2017	—Angels (AZL)	0-0	0.00	2	0	0	0	0	0	2	2	0	0	0	0	0	0	0	0	0	.250
2018	—	<i>INJURED - DID NOT PLAY</i>																			
2019	—	<i>INJURED - DID NOT PLAY</i>																			
2020	—	<i>DID NOT PLAY - No Minor League Season</i>																			
2021	—	<i>INJURED - DID NOT PLAY</i>																			

CRISTIAN GARCIA

INF

AGE: 17 BORN: July 26, 2004 in Herrera, DR RESIDES: Santo Domingo, DR HT.: 6-1 WT.: 170
 BATS: Switch THROWS: Right ACQUIRED: Signed as international free agent, June 7, 2021
 HIGH SCHOOL: — COLLEGE: —
 FULL NAME: Cristian Miguel Garcia SIGNED BY: Rusbell Cabrera (Angels)

Year	Club	AVG	G	AB	R	H	2B	3B	HR	RBI	SH	SF	HBP	BB	IBB	SO	SB	CS	GDP	SLG	OBP	E
2021	—Angels (DSL)	.232	45	125	14	29	10	1	1	21	0	2	3	25	0	24	8	7	1	.352	.368	5

LEONARD GARCIA

LHP

AGE: 19 BORN: Aug. 11, 2003 in Barcelona, VZ RESIDES: Anzoategui, VZ HT.: 6-2 WT.: 165
 BATS & THROWS: Left ACQUIRED: Signed as international free agent, Aug. 11, 2019
 HIGH SCHOOL: — COLLEGE: —
 FULL NAME: Leonard Jesus Garcia Tayupo SIGNED BY: N/A

Year	Club	W-L	ERA	G	GS	CG	GF	SHO	SV	IP	H	R	ER	HR	HB	BB	IBB	SO	WP	BK	BAA
2021	—Angels (ACL)	3-0	4.24	12	5	0	2	0	0	40.1	45	28	19	5	4	18	0	48	2	1	.268

JAKE GATEWOOD

INF

For information, see 2022 Angels Players Section.

STARLIN GILL

INF

AGE: 22 BORN: Mar. 16, 2000 in San Rafael del Yuma, DR RESIDES: Higüey, DR HT.: 5-10 WT.: 150
 BATS & THROWS: Right ACQUIRED: Signed as international free agent, Aug. 25, 2017
 HIGH SCHOOL: — COLLEGE: —
 FULL NAME: Starlin Abraham Gill Brito SIGNED BY: Domingo Garcia (Angels)

Year	Club	AVG	G	AB	R	H	2B	3B	HR	RBI	SH	SF	HBP	BB	IBB	SO	SB	CS	GDP	SLG	OBP	E
2018	—	<i>INJURED - DID NOT PLAY</i>																				
2019	—Angels (DSL)	.303	44	145	29	44	6	1	0	21	1	0	5	18	0	19	15	6	2	.359	.399	17
2020	—	<i>DID NOT PLAY - No Minor League Season</i>																				
2021	—Angels (ACL)	.250	26	76	18	19	1	0	0	6	1	0	4	12	0	15	4	3	2	.263	.380	3
	Inland Empire	.156	16	64	9	10	2	1	0	6	0	0	0	1	0	20	0	0	2	.219	.169	1
MINOR TOTALS		.256	86	285	56	73	9	2	0	34	2	0	9	31	0	54	19	9	6	.302	.348	21



JULIO GOFF

RHP

AGE: 22 BORN: Jan. 11, 2000 in David, Panama

RESIDES: David, Panama

HT.: 5-10 WT.: 200

BATS & THROWS: Right

ACQUIRED: Signed as international free agent, Oct. 29, 2018

HIGH SCHOOL: —

COLLEGE: —

FULL NAME: Julio Goff Ibarra

SIGNED BY: Raul Gonzalez (Angels)

Year	Club	W-L	ERA	G	GS	CG	GF	SHO	SV	IP	H	R	ER	HR	HB	BB	IBB	SO	WP	BK	BAA	
2019—	Angels (DSL)	1-2	9.24	4	2	0	0	0	0	12.2	21	13	13	3	1	4	0	13	0	0	.382	
	Angels (AZL)	1-2	3.73	9	3	0	1	0	0	31.1	30	16	13	1	0	15	0	34	4	0	.248	
2020—	DID NOT PLAY - No Minor League Season																					
2021—	Inland Empire	5-7	3.67	23	10	0	5	0	1	95.2	87	58	39	8	5	38	1	87	6	2	.239	
MINOR TOTALS		7-11	5.61	36	15	0	6	0	1	139.2	138	87	65	12	6	57	1	134	10	2	.256	

JOSE GOMEZ

INF

AGE: 25 BORN: Dec. 10, 1996 in Caracas, VZ

RESIDES: Caracas, VZ

HT.: 5-11 WT.: 175

BATS & THROWS: Right

ACQUIRED: Signed as a minor league free agent, Dec. 17, 2021

HIGH SCHOOL: —

COLLEGE: —

FULL NAME: Jose Antonio Gomez

SIGNED BY: Rolando Fernandez & Orlando Medina (Rockies)

Year	Club	AVG	G	AB	R	H	2B	3B	HR	RBI	SH	SF	HBP	BB	IBB	SO	SB	CS	GDP	SLG	OBP	E
2014—	Rockies (DSL)	.263	67	243	36	64	13	1	0	18	7	0	6	17	0	33	20	12	6	.325	.327	14
2015—	Rockies (DSL)	.300	66	220	35	66	13	1	2	28	8	1	13	16	0	25	12	7	1	.395	.380	15
2016—	Grand Junction	.367	66	267	54	98	14	2	3	51	6	2	6	23	1	24	23	13	7	.468	.426	24
2017—	Phillies (GCL)	.500	2	6	1	3	0	0	0	1	0	0	0	0	0	0	0	0	0	.500	.500	1
	Asheville	.324	81	318	54	103	20	2	4	33	6	1	8	18	0	57	18	11	3	.437	.374	13
	Clearwater	.250	22	92	8	23	2	0	0	3	1	0	1	4	0	19	0	1	3	.272	.289	3
2018—	Clearwater	.224	103	357	33	80	7	2	1	24	11	0	2	15	1	65	7	2	12	.263	.259	9
2019—	Clearwater	.348	14	46	4	16	4	0	0	6	1	0	0	5	0	14	0	1	0	.435	.412	0
	Reading	.253	91	292	31	74	10	3	3	30	1	4	5	20	1	73	5	6	7	.339	.308	12
2020—	DID NOT PLAY - No Minor League Season																					
2021—	Hartford	.247	64	219	25	54	10	0	3	17	0	0	1	13	0	62	7	1	4	.333	.292	8
	Albuquerque	.202	29	84	13	17	2	1	2	6	0	1	0	6	0	30	0	1	3	.321	.253	11
MINOR TOTALS		.279	605	2144	294	598	95	12	18	217	41	9	42	137	3	402	92	55	46	.360	.333	110

MIGUEL GOMEZ

RHP

AGE: 17 BORN: Jan. 1, 2005 in San Miguelito, Panama

RESIDES: San Miguelito, Panama

HT.: 6-2 WT.: 170

BATS & THROWS: Right

ACQUIRED: Signed as international free agent, Jan. 15, 2022

HIGH SCHOOL: —

COLLEGE: —

FULL NAME: Miguel Angel Gomez

SIGNED BY: Raul Gonzalez (Angels)

Year	Club	W-L	ERA	G	GS	CG	GF	SHO	SV	IP	H	R	ER	HR	HB	BB	IBB	SO	WP	BK	BAA
2022—	Angels (DSL)	1-4	6.59	12	8	0	2	0	0	41.0	51	42	30	5	10	18	0	29	17	1	.302

Will make professional debut in 2022

YENDY GOMEZ

RHP

AGE: 18 BORN: Dec. 19, 2003 in Pepillo Salcedo, DR

RESIDES: San Francisco de Macoris, DR

HT.: 6-2 WT.: 170

BATS & THROWS: Right

ACQUIRED: Signed as international free agent, March 9, 2021

HIGH SCHOOL: —

COLLEGE: —

FULL NAME: Yendy German Gomez

SIGNED BY: Jochy Cabrera (Angels)

Year	Club	W-L	ERA	G	GS	CG	GF	SHO	SV	IP	H	R	ER	HR	HB	BB	IBB	SO	WP	BK	BAA
2021—	Angels (DSL)	1-4	6.59	12	8	0	2	0	0	41.0	51	42	30	5	10	18	0	29	17	1	.302

JENRRY GONZALEZ

LHP

AGE: 20 BORN: June 7, 2001 in Merida, Venezuela

RESIDES: Merida, Venezuela

HT.: 5-10 WT.: 160

BATS & THROWS: Left

ACQUIRED: Signed as international free agent, July 6, 2017

HIGH SCHOOL: —

COLLEGE: —

FULL NAME: Jenrry Jose Gonzalez Benites

SIGNED BY: Andres Garcia & Marlon Urdaneta (Angels)

Year	Club	W-L	ERA	G	GS	CG	GF	SHO	SV	IP	H	R	ER	HR	HB	BB	IBB	SO	WP	BK	BAA	
2018—	Angels (DSL)	1-4	3.56	13	11	0	0	0	0	43.0	39	25	17	1	3	15	0	38	7	1	.236	
2019—	Angels (AZL)	3-2	4.34	10	4	0	4	0	1	37.1	32	25	18	1	1	23	0	53	7	1	.227	
	Orem	0-1	5.40	2	2	0	0	0	0	6.2	6	5	4	0	2	5	0	14	1	0	.214	
2020—	DID NOT PLAY - No Minor League Season																					
2021—	DID NOT PLAY																					
MINOR TOTALS		4-7	4.03	24	17	0	4	0	1	87.0	77	55	39	2	6	43	0	105	15	2	.231	



OSMY GREGORIO

INF

AGE: 23 BORN: May 27, 1998 in San Pedro de Macoris, DR RESIDES: Boca Chica, DR HT.: 6-2 WT.: 175
 BATS & THROWS: Right ACQUIRED: Signed as minor league free agent, Dec. 11, 2021
 HIGH SCHOOL: — COLLEGE: —
 FULL NAME: Osmey Gregorio SIGNED BY: Emilio De Los Santos/Eddy Toledo (Mariners)

Year	Club	AVG	G	AB	R	H	2B	3B	HR	RBI	SH	SF	HBP	BB	IBB	SO	SB	CS	GDP	SLG	OBP	E	
2016	—Mariners (DSL)	.227	46	172	26	39	5	3	1	10	2	0	5	24	1	30	6	7	2	.308	.338	11	
2017	—Mariners (AZL)	.220	50	191	28	42	7	3	2	23	6	3	2	17	0	70	14	1	2	.319	.286	15	
	Everett	.222	5	18	1	4	0	0	0	3	0	0	0	2	0	10	1	0	0	.222	.300	5	
2018	—Princeton	.245	39	143	25	35	6	2	3	21	1	2	4	15	0	31	6	2	4	.378	.329	3	
2019	—Bowling Green	.201	115	408	58	82	14	2	7	37	1	4	5	36	0	111	19	4	9	.297	.272	33	
2020	—	DID NOT PLAY - No Minor League Season																					
2021	—Bowling Green	.162	38	130	14	21	7	0	1	13	2	1	0	8	0	36	1	1	6	.238	.209	3	
MINOR TOTALS		.210	446	1062	152	223	39	10	14	107	12	10	16	102	1	288	47	15	23	.305	.287	70	

FERNANDO GUANARE

RHP

AGE: 18 BORN: June 21, 2003 in Puerto La Cruz, Venezuela RESIDES: Puerto La Cruz, Venezuela HT.: 6-1 WT.: 150
 BATS & THROWS: Right ACQUIRED: Signed as international free agent, Jan. 15, 2021
 HIGH SCHOOL: — COLLEGE: —
 FULL NAME: Fernando Jose Guanare Rodriguez SIGNED BY: Ender Gonzalez & Andres Garcia (Angels)

Year	Club	W-L	ERA	G	GS	CG	GF	SHO	SV	IP	H	R	ER	HR	HB	BB	IBB	SO	WP	BK	BAA
2021	—Angels (DSL)	4-1	1.96	9	9	1	0	1	0	46.0	40	13	10	0	4	1	0	49	5	2	.231
	Angels (ACL)	0-0	0.00	1	1	0	0	0	0	4.0	1	0	0	0	1	0	0	4	0	0	.071
MINOR TOTALS		1-4	1.80	10	10	1	0	1	0	50.0	41	13	10	0	5	1	0	53	50	20	.219

DENZER GUZMAN

INF

AGE: 18 BORN: Feb. 8, 2004 in San Pedro de Macoris, DR RESIDES: San Pedro de Macoris, DR HT.: 6-1 WT.: 180
 BATS & THROWS: Right ACQUIRED: Signed as international free agent, Jan. 15, 2021
 HIGH SCHOOL: — COLLEGE: —
 FULL NAME: Denzer Guzman Daniel SIGNED BY: Domingo Garcia (Angels)

Year	Club	AVG	G	AB	R	H	2B	3B	HR	RBI	SH	SF	HBP	BB	IBB	SO	SB	CS	GDP	SLG	OBP	E
2021	—Angels (DSL)	.213	44	141	21	30	10	1	3	27	0	2	1	20	0	24	11	7	3	.362	.311	12

EMILKER GUZMAN

RHP

AGE: 23 BORN: Feb. 10, 1999 in Caracas, VZ RESIDES: Caracas, VZ HT.: 5-10 WT.: 160
 BATS & THROWS: Right ACQUIRED: Signed as international free agent, May 9, 2017
 HIGH SCHOOL: — COLLEGE: —
 FULL NAME: Emilker Jose Guzman Beomon SIGNED BY: Jochy Cabrera & Frankie Thon, Jr. (Angels)

Year	Club	W-L	ERA	G	GS	CG	GF	SHO	SV	IP	H	R	ER	HR	HB	BB	IBB	SO	WP	BK	BAA		
2017	—Angels (DSL)	6-0	1.02	17	1	1	8	0	0	44.0	24	8	5	0	3	11	3	30	2	0	.162		
2018	—Angels (AZL)	1-2	3.38	11	9	0	0	0	0	37.1	36	16	14	2	1	7	0	31	3	0	.250		
	Orem	0-1	4.70	2	1	0	0	0	0	7.2	6	4	4	0	0	4	0	5	0	0	.231		
2019	—Orem	3-7	4.82	15	12	0	1	0	0	61.2	63	42	33	5	3	14	0	59	8	1	.263		
2020	—	DID NOT PLAY - No Minor League Season																					
2020	—Inland Empire	3-5	2.26	35	0	0	24	0	12	51.2	43	26	13	3	5	15	3	53	2	0	.219		
MINOR TOTALS		13-15	3.07	80	23	1	33	0	12	202.1	172	96	69	10	12	51	6	178	15	1	.228		

JOSE GUZMAN

INF

AGE: 21 BORN: Sept. 15, 2000 in Santo Domingo, DR RESIDES: Santo Domingo, DR HT.: 5-11 WT.: 162
 BATS: Switch THROWS: Right ACQUIRED: Signed as international free agent, Feb. 26, 2018
 HIGH SCHOOL: — COLLEGE: —
 FULL NAME: Jose Alberto Guzman Santos SIGNED BY: Frank Tejeda (Angels)

Year	Club	AVG	G	AB	R	H	2B	3B	HR	RBI	SH	SF	HBP	BB	IBB	SO	SB	CS	GDP	SLG	OBP	E	
2018	—Angels (DSL)	.282	44	131	20	37	4	5	1	7	0	0	2	21	0	32	6	3	2	.412	.390	17	
2019	—Angels (AZL)	.189	49	175	31	33	6	0	1	17	0	1	2	29	0	56	3	1	6	.240	.309	22	
	Orem	.208	6	24	3	5	0	0	0	1	0	0	0	3	0	6	0	0	1	.208	.296	2	
2020	—	DID NOT PLAY - No Minor League Season																					
2021	—Inland Empire	.260	89	323	63	84	20	4	5	40	2	2	5	37	0	93	18	7	2	.393	.343	13	
	Rocket City	.167	10	12	4	2	1	0	0	0	0	0	1	2	0	4	1	0	0	.250	.333	0	
MINOR TOTALS		.229	198	665	121	161	31	9	7	65	2	3	10	92	0	191	28	11	11	.347	.342	54	



MO HANLEY

LHP

AGE: 22 BORN: July 19, 1999 in St. Thomas, US Virgin Islands RESIDES: Tampa, FL HT.: 6-2 WT.: 195
 BATS & THROWS: Left ACQUIRED: 13th round of 2021 First-Year Player Draft
 HIGH SCHOOL: Chamberlain HS (Tampa, FL) COLLEGE: Adrian College
 FULL NAME: Jahshimo Shakeem Hanley SIGNED BY: Jayson Durocher (Angels)
 Year Club W-L ERA G GS CG GF SHO SV IP H R ER HR HB BB IBB SO WP BK BAA
 Will make professional debut in 2022

HOUSTON HARDING

LHP

AGE: 23 BORN: May 22, 1998 in Coldwater, MS RESIDES: Walls, MS HT.: 6-1 WT.: 230
 BATS & THROWS: Left ACQUIRED: Signed as minor league free agent, July 21, 2021
 HIGH SCHOOL: Evangelical Christian School (TN) COLLEGE: Mississippi State University
 FULL NAME: Charles Houston Harding SIGNED BY: N/A
 Year Club W-L ERA G GS CG GF SHO SV IP H R ER HR HB BB IBB SO WP BK BAA
 2021—Angels (ACL) 0-0 3.60 2 0 0 0 0 0 5.0 5 2 2 0 0 1 0 5 0 0 .250
 Rocket City 0-0 5.40 2 0 0 0 0 0 5.0 7 3 3 1 0 0 0 3 0 0 .318
 MINOR TOTALS 0-0 4.50 4 0 0 0 0 0 10.0 12 5 5 1 0 1 0 8 0 0 .286

AARON HERNANDEZ

RHP

AGE: 25 BORN: Dec. 2, 1996 in Corpus Christi, TX RESIDES: Denver, CO HT.: 6-1 WT.: 170
 BATS & THROWS: Right ACQUIRED: Third round of 2018 First-Year Player Draft
 HIGH SCHOOL: Foy H. Moody HS (Corpus Christi, TX) COLLEGE: Texas A&M-Corpus Christi
 FULL NAME: Aaron Alexander Hernandez SIGNED BY: Rudy Vasquez (Angels)
 Year Club W-L ERA G GS CG GF SHO SV IP H R ER HR HB BB IBB SO WP BK BAA
 2018— DID NOT PLAY
 2019—Inland Empire 1-4 4.46 20 15 0 2 0 0 72.2 75 38 36 6 7 46 0 81 9 0 .269
 2020— DID NOT PLAY - No Minor League Season
 2021—Tri-City 1-2 1.93 5 5 0 0 0 0 18.2 11 4 4 0 0 13 0 20 1 0 .175
 Rocket City 3-4 7.11 11 10 1 0 0 0 44.1 52 44 35 7 3 31 0 58 1 0 .278
 MINOR TOTALS 5-10 4.98 36 30 1 2 0 0 135.2 138 86 75 13 10 90 0 159 11 0 .261

BRYAN HERNANDEZ

RHP

AGE: 17 BORN: May 25, 2004 in Sabana de la Mar, DR RESIDES: San Pedro de Macoris, DR HT.: 6-1 WT.: 145
 BATS & THROWS: Right ACQUIRED: Signed as international free agent, April 20, 2021
 HIGH SCHOOL: — COLLEGE: —
 FULL NAME: Bryan Hernandez SIGNED BY: Domingo Garcia (Angels)
 Year Club W-L ERA G GS CG GF SHO SV IP H R ER HR HB BB IBB SO WP BK BAA
 2021—Angels (DSL) 1-2 1.96 13 0 0 4 0 0 23.0 12 9 5 2 6 18 0 21 11 0 .152

GABRIEL HERNANDEZ

RHP

AGE: 20 BORN: Jan. 22, 2002 in Araya, VZ RESIDES: Araya, VZ HT.: 6-1 WT.: 160
 BATS & THROWS: Right ACQUIRED: Signed as international free agent, July 2, 2018
 HIGH SCHOOL: — COLLEGE: —
 FULL NAME: Gabriel Jose Hernandez Millan SIGNED BY: Ender Gonzalez & Marlon Urdaneta (Angels)
 Year Club W-L ERA G GS CG GF SHO SV IP H R ER HR HB BB IBB SO WP BK BAA
 2019— DID NOT PLAY
 2020— DID NOT PLAY - No Minor League Season
 2021—Angels (ACL) 1-2 4.50 19 0 0 15 0 8 22.0 22 13 11 1 2 10 1 24 1 0 .244

ALEJANDRO HIDALGO

RHP

AGE: 18 BORN: May 22, 2003 in Maracay, VZ RESIDES: Aragua, VZ HT.: 6-1 WT.: 160
 BATS & THROWS: Right ACQUIRED: Signed as international free agent, July 2, 2019
 HIGH SCHOOL: — COLLEGE: —
 FULL NAME: Alejandro Hidalgo SIGNED BY: Andres Garcia, Joel Chicarelli, Aneudi Mercado & Rusbell Cabrera (Angels)
 Year Club W-L ERA G GS CG GF SHO SV IP H R ER HR HB BB IBB SO WP BK BAA
 2021—Angels (ACL) 3-2 4.67 7 6 0 0 0 0 27.0 26 18 14 6 1 9 0 31 2 0 .241

EDWIN HIDALGO

C

AGE: 18 BORN: Aug. 12, 2003 in Atalaya, Panama RESIDES: Santiago, Panama HT.: 6-1 WT.: 177
 BATS & THROWS: Right ACQUIRED: Signed as an international free agent, Jan. 15, 2021
 HIGH SCHOOL: — COLLEGE: —
 FULL NAME: Edwin Zaid Hidalgo Osorio SIGNED BY: Raul Gonzalez (Angels)
 Year Club AVG G AB R H 2B 3B HR RBI SH SF HBP BB IBB SO SB CS GDP SLG OBP E
 2021—Angels (DSL) .220 36 118 12 26 10 0 2 19 0 2 9 5 0 31 2 1 1 .356 .299 0

MINOR LEAGUE



CONNOR HIGGINS

LHP

AGE: 25 BORN: July 21, 1996 in Allentown, PA RESIDES: Douglasville, GA HT.: 6-5 WT.: 240
 BATS: Right THROWS: Left ACQUIRED: 30th round of 2018 First-Year Player Draft
 HIGH SCHOOL: Parkland HS (Allentown, PA) COLLEGE: Arizona State University
 FULL NAME: Connor John Higgins SIGNED BY: Jayson Durocher (Angels)

Year	Club	W-L	ERA	G	GS	CG	GF	SHO	SV	IP	H	R	ER	HR	HB	BB	IBB	SO	WP	BK	BAA
2018—Angels (AZL)																					
		2-1	3.86	14	0	0	5	0	1	21.0	16	11	9	0	2	17	0	24	3	1	.198
	Orem	0-0	0.00	2	0	0	1	0	0	1.0	0	0	0	0	0	1	0	0	1	0	.000
2019—Burlington																					
		3-2	0.46	12	0	0	8	0	3	19.2	12	9	1	0	1	12	0	26	1	0	.167
	Inland Empire	0-3	5.11	24	0	0	11	0	3	37.0	30	23	21	6	2	18	0	48	3	0	.224
2020—																					
DID NOT PLAY - No Minor League Season																					
2021—Rocket City																					
		1-2	3.55	30	0	0	18	0	8	38.0	41	17	15	3	2	19	0	43	2	0	.283
	Salt Lake	0-1	12.00	8	0	0	4	0	0	6.0	6	8	8	1	0	14	0	5	3	0	.273
MINOR TOTALS																					
		6-9	3.96	90	0	0	47	0	15	122.2	105	68	54	10	7	81	0	146	13	1	.230

WILLIAM HOLMES

RHP/DH

AGE: 21 BORN: Dec. 22, 2000 in Wyandotte, MI RESIDES: Taylor, MI HT.: 6-2 WT.: 185
 BATS & THROWS: Right ACQUIRED: Fifth round of 2018 First-Year Player Draft
 HIGH SCHOOL: Western International HS (Detroit, MI) COLLEGE: —
 FULL NAME: William Xavier Holmes SIGNED BY: Drew Dominguez (Angels)

Pitching:

Year	Club	W-L	ERA	G	GS	CG	GF	SHO	SV	IP	H	R	ER	HR	HB	BB	IBB	SO	WP	BK	BAA
2018—																					
DID NOT PITCH																					
2019—Angels (AZL)																					
		0-2	5.71	7	6	0	0	0	0	17.1	15	12	11	2	2	16	0	25	8	0	.238
	Orem	0-0	3.86	2	2	0	0	0	0	7.0	4	3	3	2	1	4	0	13	0	0	.182
2020—																					
DID NOT PLAY - Participated at Angels Alternate Training Site																					
2021—Angels (ACL)																					
		0-0	---	1	0	0	0	0	0	0.0	0	1	1	0	0	2	0	0	1	0	.000
MINOR TOTALS																					
		0-2	5.55	10	8	0	0	0	0	24.1	19	16	15	4	3	22	0	38	9	0	.224

Batting:

Year	Club	AVG	G	AB	R	H	2B	3B	HR	RBI	SH	SF	HBP	BB	IBB	SO	SB	CS	GDP	SLG	OBP	E
2018—Angels (AZL)																						
		.220	30	100	13	22	4	0	0	8	0	1	5	11	0	34	4	0	2	.260	.325	0
2019—Angels (AZL)																						
		.306	9	36	2	11	1	1	0	8	0	0	1	5	0	13	3	1	3	.389	.405	0
	Orem	.429	2	7	1	3	1	0	1	6	0	0	0	2	0	2	0	0	0	1.000	.556	0
2020—																						
DID NOT PLAY - Participated at Angels Alternate Training Site																						
2021—Angels (ACL)																						
		.150	8	20	1	3	0	0	0	1	0	0	0	1	0	11	0	0	0	.150	.190	0
MINOR TOTALS																						
		.252	41	143	16	36	6	1	1	22	0	1	6	18	0	49	7	1	5	.329	.357	0

ZACH HUMPHREYS

C

For information, see 2022 Angels Players Section.

TORII HUNTER JR.

OF

AGE: 25 BORN: June 7, 1995 in Pine Bluff, AR RESIDES: Northridge, CA HT.: 6-2 WT.: 180
 BATS & THROWS: Right ACQUIRED: 23rd round of 2016 First-Year Player Draft
 HIGH SCHOOL: Prosper HS (Prosper, TX) COLLEGE: University of Notre Dame (IN)
 FULL NAME: Torii Kedar Hunter SIGNED BY: Jared Barnes (Angels)

Year	Club	AVG	G	AB	R	H	2B	3B	HR	RBI	SH	SF	HBP	BB	IBB	SO	SB	CS	GDP	SLG	OBP	E
2017—Orem																						
		.352	52	213	48	75	10	3	1	28	4	0	7	23	1	44	13	2	4	.441	.432	3
2018—Burlington																						
		.255	97	381	59	97	14	8	2	27	0	4	4	44	0	106	24	6	4	.349	.335	3
	Inland Empire	.327	13	55	4	18	1	1	0	1	1	0	2	0	18	5	0	1	.382	.373	1	
2019—Inland Empire																						
		.251	73	259	29	65	7	4	1	27	1	1	7	38	1	76	16	3	4	.320	.361	2
	Orem	.200	4	15	3	6	1	0	0	2	0	0	0	0	0	6	1	0	0	.267	.200	1
2020—																						
DID NOT PLAY - No Minor League Season																						
2021—Rocket City																						
		.239	91	293	37	70	14	1	7	24	2	1	3	31	0	109	12	5	3	.365	.317	4
	Salt Lake	.125	5	16	3	2	0	0	1	2	0	0	0	2	0	7	0	0	0	.313	.222	0
MINOR TOTALS																						
		.268	391	1232	183	330	47	17	12	111	8	6	23	140	2	366	71	16	16	.363	.352	14

KOLTON INGRAM

LHP

AGE: 25 BORN: Oct. 21, 1996 in Stockbridge, GA RESIDES: Hampton, VA HT.: 5-9 WT.: 170
 BATS & THROWS: Left ACQUIRED: Signed as a minor league free agent, March 22, 2021
 HIGH SCHOOL: Luella High School (Locust Grove, GA) COLLEGE: Columbus State University (Columbus, GA)
 FULL NAME: Kolton Reed Ingram SIGNED BY: Bryson Barber (Tigers)

Year	Club	W-L	ERA	G	GS	CG	GF	SHO	SV	IP	H	R	ER	HR	HB	BB	IBB	SO	WP	BK	BAA
2019—Tigers East (GCL)																					
		1-1	4.15	15	1	0	7	0	1	30.1	29	14	14	1	1	11	1	28	1	0	.252
2020—																					
DID NOT PLAY - No Minor League Season																					
2021—Inland Empire																					
		0-1	3.09	8	0	0	6	0	4	11.2	9	5	4	1	0	6	0	19	1	1	.209
	Tri-City	1-0	5.23	16	0	0	5	0	2	20.2	15	12	12	2	0	13	0	31	2	0	.205
	Rocket City	0-0	1.26	12	0	0	7	0	4	14.1	9	2	2	0	0	6	0	17	1	0	.184
MINOR TOTALS																					
		2-2	3.74	51	1	0	25	0	11	77.0	62	33	32	4	1	36	1	95	5	1	.221

MINOR LEAGUE



JEREMIAH JACKSON

INF

AGE: 22 BORN: Mar. 26, 2000 in Antioch, TN

BATS & THROWS: Right

HIGH SCHOOL: St. Luke's Episcopal School (Mobile, AL)

FULL NAME: Jeremiah Nicholas Kenley Jackson

RESIDES: Mobile, AL

HT.: 6-0 WT.: 165

ACQUIRED: Second round of 2018 First-Year Player Draft

COLLEGE: —

SIGNED BY: J.T. Zink (Angels)

Year	Club	AVG	G	AB	R	H	2B	3B	HR	RBI	SH	SF	HBP	BB	IBB	SO	SB	CS	GDP	SLG	OBP	E
2018	—Angels (AZL)	.317	21	82	13	26	4	2	5	14	0	1	1	7	0	25	6	1	2	.598	.374	7
	Orem	.198	22	91	13	18	6	3	2	9	0	1	0	8	0	34	4	1	2	.395	.260	11
2019	—Orem	.266	65	256	47	68	14	2	23	60	0	6	5	24	0	96	5	1	4	.605	.333	18
2020	—LAA	DID NOT PLAY — Participated at Angels Alternate Training Site																				
2021	—Inland Empire	.264	45	167	29	44	14	3	8	46	0	4	1	65	11	3	4		.527	.352	14	
	Angels (ACL)	.381	6	21	5	8	1	0	2	4	0	0	0	1	0	7	2	0	0	.714	.409	3
MINOR TOTALS		.266	159	617	107	164	39	10	40	133	0	12	7	64	1	227	28	6	12	.556	.336	53

JORGE JIMENEZ

INF

AGE: 19 BORN: June 9, 2002 in Tinaco, VZ

BATS & THROWS: Right

HIGH SCHOOL: —

FULL NAME: Jorge Luis Jimenez Delgado

RESIDES: Tinaco, VZ

HT.: 5-9 WT.: 150

ACQUIRED: Signed as international free agent, Sept. 1, 2018

COLLEGE: —

SIGNED BY: Andres Garcia & Marlon Urdaneta (Angels)

Year	Club	AVG	G	AB	R	H	2B	3B	HR	RBI	SH	SF	HBP	BB	IBB	SO	SB	CS	GDP	SLG	OBP	E
2019	—Angels (DSL)	.296	43	159	28	47	5	2	0	23	2	2	1	28	0	27	13	4	1	.352	.400	13
2020	—	DID NOT PLAY — No Minor League Season																				
2021	—Angels (ACL)	.180	21	50	9	9	1	0	0	4	1	1	1	10	0	10	4	0	0	.200	.323	2
MINOR TOTALS		.268	64	209	37	56	6	2	0	27	3	3	2	38	0	37	17	4	1	.323	.381	15

NICK JONES

LHP

AGE: 23 BORN: Jan. 22, 1999 in Johns Creek, GA

BATS & THROWS: Left

HIGH SCHOOL: Chattahoochee HS (Johns Creek, GA)

FULL NAME: Nicholas Michael Jones

RESIDES: Johns Creek, GA

HT.: 6-7 WT.: 210

ACQUIRED: 8th round of 2018 First-Year Player Draft

COLLEGE: Georgia Southern University

SIGNED BY: Chris McAlpin (Angels)

Year	Club	W-L	ERA	G	GS	CG	GF	SHO	SV	IP	H	R	ER	HR	HB	BB	IBB	SO	WP	BK	BAA
2021	—Angels (ACL)	1-0	3.27	7	0	0	1	0	0	11.0	10	6	4	0	1	3	0	15	1	1	.227
	Inland Empire	0-0	13.50	3	0	0	1	0	0	3.1	5	5	5	1	0	3	0	4	0	0	.333
MINOR TOTALS		1-0	6.91	10	0	0	2	0	0	14.1	15	11	9	1	1	6	0	19	1	1	.227

JAKE KALISH

LHP

AGE: 30 BORN: July 9, 1991 in Red Bank, NJ

BATS: Switch THROWS: Left

HIGH SCHOOL: Red Bank Regional HS (Little Silver, NJ)

FULL NAME: Jacob Louis Kalish

RESIDES: Scottsdale, AZ

HT.: 6-2 WT.: 210

ACQUIRED: Signed as minor league free agent, March 9, 2022

COLLEGE: George Mason University (VA)

SIGNED BY: Jim Farr (Royals)

Year	Club	W-L	ERA	G	GS	CG	GF	SHO	SV	IP	H	R	ER	HR	HB	BB	IBB	SO	WP	BK	BAA	
2015	—Royals (AZL)	0-2	5.40	4	0	0	3	0	0	5.0	5	3	3	0	1	2	0	6	0	1	.278	
	Burlington	3-1	2.20	10	1	0	4	0	1	28.2	20	9	7	1	1	3	0	31	2	0	.189	
2016	—Lexington	0-0	2.38	5	0	0	3	0	1	11.1	6	3	3	0	0	1	0	13	0	1	.158	
	Wilmington	3-0	2.48	18	0	0	10	0	2	36.1	27	12	10	3	4	10	1	35	5	0	.201	
2017	—Wilmington	1-1	1.93	10	0	0	6	0	1	18.2	13	4	4	0	0	6	2	23	1	0	.191	
	NW Arkansas	0-7	3.77	18	9	0	1	0	0	71.2	83	32	30	4	4	17	0	49	2	1	.293	
	Omaha	1-0	2.35	3	3	0	0	0	0	15.1	18	4	4	1	0	5	0	16	2	0	.305	
2018	—NW Arkansas	2-2	5.12	16	4	0	4	0	0	38.2	46	28	22	6	0	8	0	39	1	1	.279	
	Omaha	6-6	3.34	17	14	1	1	1	0	89.0	94	35	33	3	8	13	0	85	0	0	.272	
2019	—NW Arkansas	0-0	1.00	3	1	0	1	0	1	9.0	6	1	1	0	0	1	0	13	0	0	.176	
	Omaha	8-8	5.16	24	10	0	1	0	1	118.2	131	77	68	26	5	25	0	89	3	0	.279	
2020	—	DID NOT PLAY — Participated at Royals Alternate Training Site																				
2021	—Omaha	3-6	6.94	30	15	0	0	0	0	96.0	110	75	74	31	3	35	0	106	3	1	.286	
MINOR TOTALS		27-33	4.33	158	57	1	34	1	7	538.1	559	283	259	75	26	126	3	505	19	5	.266	

KYLE KASSER

INF

AGE: 26 BORN: Oct. 12, 1995 in Brea, CA

BATS: Left THROWS: Right

HIGH SCHOOL: Brea Olinda HS (Brea, CA)

FULL NAME: Kyle Vincent Kasser

RESIDES: Brea, CA

HT.: 5-10 WT.: 180

ACQUIRED: Signed as a minor league free agent, April 6, 2021

COLLEGE: University of Oregon

SIGNED BY: Joe Ross (Royals)

Year	Club	AVG	G	AB	R	H	2B	3B	HR	RBI	SH	SF	HBP	BB	IBB	SO	SB	CS	GDP	SLG	OBP	E
2018	—Idaho Falls	.357	42	171	25	61	6	0	1	29	1	1	0	13	0	17	1	0	2	.409	.400	5
2019	—Lexington	.300	9	30	5	9	0	0	0	3	0	0	5	0	2	3	0	1	.300	.400	1	
	Wilmington	.303	62	198	22	60	6	1	0	17	4	1	2	17	0	24	7	6	2	.343	.362	2
2020	—	DID NOT PLAY — No Minor League Season																				
2021	—Tri-City	.251	80	279	33	70	15	0	1	24	3	3	1	28	1	46	6	2	4	.315	.318	6
MINOR TOTALS		.295	193	678	85	200	27	1	2	73	8	5	3	63	1	89	17	8	9	.347	.355	14



BRETT KERRY

RHP

AGE: 22 **BORN:** April 12, 1999 in Clemmons, NC
BATS & THROWS: Right
HIGH SCHOOL: Wesleyan Christian Academy (High Point, NC)
FULL NAME: Brett Dustin Kerry

RESIDES: Clemmons, NC **HT.:** 6-0 **WT.:** 205
ACQUIRED: 5th round of 2021 First-Year Player Draft
COLLEGE: University of South Carolina
SIGNED BY: Nick Gorneault (Angels)

Year	Club	W-L	ERA	G	GS	CG	GF	SHO	SV	IP	H	R	ER	HR	HB	BB	IBB	SO	WP	BK	BAA
2021	Inland Empire	0-0	1.93	4	4	0	0	0	0	9.1	6	2	2	0	0	4	0	17	1	0	.182
	Rocket City	0-0	0.00	1	1	0	0	0	0	5.0	2	0	0	0	0	1	0	2	0	0	.133
MINOR TOTALS		0-0	1.26	5	5	0	0	0	0	14.1	8	2	2	0	0	5	0	19	1	0	.167

KEYTHEL KEY

RHP

AGE: 18 **BORN:** Oct. 10, 2003 in El Tigrito, VZ
BATS & THROWS: Right
HIGH SCHOOL: —
FULL NAME: Keythel David Key

RESIDES: Valencia, VZ **HT.:** 6-3 **WT.:** 180
ACQUIRED: Signed as an international free agent, Feb. 26, 2021
COLLEGE: —
SIGNED BY: Brian Parker (Angels)

Year	Club	W-L	ERA	G	GS	CG	GF	SHO	SV	IP	H	R	ER	HR	HB	BB	IBB	SO	WP	BK	BAA
2021	Angels (DSL)	0-0	1.64	4	3	0	1	0	0	11.0	6	2	2	0	0	3	0	7	1	0	.154

BRENT KILLAM

LHP

AGE: 24 **BORN:** Mar. 26, 1998 in Sarasota, FL
BATS & THROWS: Left
HIGH SCHOOL: Venice HS (Venice, FL)
FULL NAME: Brent Michael Killam

RESIDES: Nokomis, FL **HT.:** 5-11 **WT.:** 180
ACQUIRED: 11th round of 2019 First-Year Player Draft
COLLEGE: Georgetown University (Washington, DC)
SIGNED BY: Kennard Jones (Angels)

Year	Club	W-L	ERA	G	GS	CG	GF	SHO	SV	IP	H	R	ER	HR	HB	BB	IBB	SO	WP	BK	BAA
2019	—	—	—	—	—	—	—	—	—	<i>DID NOT PLAY</i>											
2020	—	—	—	—	—	—	—	—	—	<i>DID NOT PLAY - No Minor League Season</i>											
2021	Angels (ACL)	0-0	0.00	1	1	0	0	0	0	1.0	3	0	0	0	0	0	0	2	0	0	.600
	Inland Empire	1-2	2.63	5	5	0	0	0	0	24.0	14	8	7	2	0	9	0	41	0	0	.171
	Tri-City	0-2	4.24	5	5	0	0	0	0	17.0	11	8	8	2	2	11	0	21	1	1	.200
MINOR TOTALS		1-4	3.21	11	11	0	0	0	0	42.0	28	16	15	4	2	20	0	64	1	1	.197

DYLAN KING

RHP

AGE: 25 **BORN:** Dec. 5, 1996 in Murfreesboro, TN
BATS & THROWS: Right
HIGH SCHOOL: Riverdale HS (Murfreesboro, TN)
FULL NAME: Dylan Tyler King

RESIDES: Murfreesboro, TN **HT.:** 6-3 **WT.:** 190
ACQUIRED: 18th round of 2018 First-Year Player Draft
COLLEGE: Belmont University (TN)
SIGNED BY: Joel Murrie (Angels)

Year	Club	W-L	ERA	G	GS	CG	GF	SHO	SV	IP	H	R	ER	HR	HB	BB	IBB	SO	WP	BK	BAA
2018	—	—	—	—	—	—	—	—	—	<i>DID NOT PLAY</i>											
2019	Orem	0-1	5.40	2	2	0	0	0	0	6.2	8	7	4	0	1	3	0	8	0	0	.296
	Burlington	1-1	4.26	11	2	0	1	0	0	31.2	18	20	15	1	1	24	0	40	5	0	.164
2020	—	—	—	—	—	—	—	—	—	<i>DID NOT PLAY - No Minor League Season</i>											
2021	Angels (ACL)	0-0	0.00	2	2	0	0	0	0	3.0	0	0	0	0	0	0	0	3	0	0	.000
	Tri-City	2-4	7.55	12	5	0	3	0	1	39.1	43	36	33	10	2	14	0	64	6	0	.265
MINOR TOTALS		3-6	5.80	27	11	0	4	0	1	80.2	69	63	52	11	4	41	0	115	11	0	.224

D'SHAWN KNOWLES

OF

AGE: 20 **BORN:** Jan. 16, 2001 in New Providence, Bahamas
BATS: Switch **THROWS:** Right
HIGH SCHOOL: —
FULL NAME: D'Shawn Bertram Knowles

RESIDES: Broomfield, CO **HT.:** 6-0 **WT.:** 165
ACQUIRED: Signed as international free agent, July 2, 2017
COLLEGE: —
SIGNED BY: Frankie Thon Jr., Ralph Reyes & Rick Wilson (Angels)

Year	Club	AVG	G	AB	R	H	2B	3B	HR	RBI	SH	SF	HBP	BB	IBB	SO	SB	CS	GDP	SLG	OBP	E
2018	Angels (AZL)	.301	30	113	19	34	4	1	1	14	0	1	1	15	1	27	7	4	0	.381	.385	1
	Orem	.321	28	109	27	35	9	2	4	15	0	0	1	13	0	38	2	3	2	.550	.398	3
2019	Orem	.241	64	253	38	61	11	4	6	28	0	8	3	26	1	76	5	4	5	.387	.310	5
2020	—	—	—	—	—	—	—	—	—	<i>DID NOT PLAY - No Minor League Season</i>												
2021	Inland Empire	.227	84	361	61	82	21	5	5	48	4	1	2	25	0	114	31	1	8	.355	.280	9
MINOR TOTALS		.254	206	836	145	212	45	12	16	105	4	10	7	79	2	255	45	12	15	.394	.320	18

JACK KOCHANOWICZ

RHP

AGE: 21 **BORN:** Dec. 22, 2000 in Philadelphia, PA
BATS: Left **THROWS:** Right
HIGH SCHOOL: Harrington HS (Bryn Mawr, PA)
FULL NAME: Jack Von Kochanowicz

RESIDES: Bala Cynwyd, PA **HT.:** 6-6 **WT.:** 220
ACQUIRED: Third round of 2019 First-Year Player Draft
COLLEGE: —
SIGNED BY: Kennard Jones (Angels)

Year	Club	W-L	ERA	G	GS	CG	GF	SHO	SV	IP	H	R	ER	HR	HB	BB	IBB	SO	WP	BK	BAA
2019	—	—	—	—	—	—	—	—	—	<i>DID NOT PLAY</i>											
2020	—	—	—	—	—	—	—	—	—	<i>DID NOT PLAY - Participated at Angels Alternate Training Site</i>											
2021	Inland Empire	4-2	6.91	20	18	0	0	0	0	83.1	102	72	64	12	3	35	0	73	10	0	.297



ZAC KRISTOFAK

RHP

AGE: 24	BORN: Dec. 8, 1997 in Atlanta, GA	RESIDES: Oregon, OH	HT.: 5-9	WT.: 185																	
BATS & THROWS: Right	HIGH SCHOOL: Walton HS (Marietta, GA)	ACQUIRED: 14th round of 2019 First-Year Player Draft	COLLEGE: University of West Georgia, University of Georgia																		
FULL NAME: Zachary Kristofak		SIGNED BY: Todd Hogan (Angels)																			
Year	Club	W-L	ERA	G	GS	CG	GF	SHO	SV	IP	H	R	ER	HR	HB	BB	IBB	SO	WP	BK	BAA
2019—	Orem	2-3	6.15	19	0	0	8	0	2	26.1	36	19	18	2	1	7	0	24	3	0	.330
<i>DID NOT PLAY - No Minor League Season</i>																					
2021—	Tri-City	1-2	6.14	38	0	0	17	0	3	44.0	53	33	30	3	2	20	1	46	4	0	.301
MINOR TOTALS		3-5	6.14	57	0	0	25	0	5	70.1	89	52	48	5	3	27	1	70	7	0	.312

DARIO LAVERDE

C

AGE: 17	BORN: Feb. 26, 2005 in Caracas, VZ	RESIDES: Caracas, VZ	HT.: 5-10	WT.: 160																		
BATS & THROWS: Left	THROWS: Right	ACQUIRED: Signed as international free agent, Jan. 15, 2022	COLLEGE: —																			
HIGH SCHOOL: —		SIGNED BY: Marlon Urdaneta (Angels)																				
FULL NAME: Dario Sorocaima Laverde		Will make professional debut in 2022																				
Year	Club	AVG	G	AB	R	H	2B	3B	HR	RBI	SH	SF	HBP	BB	IBB	SO	SB	CS	GDP	SLG	OBP	E

LUIS LEDO

RHP

For information, see 2022 Angels Players Section.

JAKE LEE

RHP

AGE: 26	BORN: June 30, 1995 in Milford, MI	RESIDES: Pelham, NY	HT.: 6-4	WT.: 215																	
BATS & THROWS: Right	HIGH SCHOOL: Milford HS (Highland Township, MI)	ACQUIRED: Ninth round of 2018 First-Year Player Draft	COLLEGE: Oakland University (MI)																		
FULL NAME: Jacob Michael Lee		SIGNED BY: Drew Dominguez (Angels)																			
Year	Club	W-L	ERA	G	GS	CG	GF	SHO	SV	IP	H	R	ER	HR	HB	BB	IBB	SO	WP	BK	BAA
2018—	Orem	0-1	2.66	17	0	0	12	0	5	23.2	21	12	7	1	0	4	0	30	0	0	.223
2019—	Burlington	1-0	3.27	3	2	0	1	0	0	11.0	8	4	4	2	0	0	0	15	0	0	.205
	Inland Empire	1-2	4.50	6	4	0	0	0	0	24.0	19	14	12	3	0	11	0	34	6	1	.209
<i>DID NOT PLAY - No Minor League Season</i>																					
2020—	Rocket City	1-3	5.31	5	5	0	0	0	0	20.1	23	17	12	2	1	8	0	23	1	0	.288
MINOR TOTALS		3-6	3.99	31	11	0	13	0	5	79.0	71	47	35	8	1	23	0	102	7	1	.234

JONATHAN LINARES

C

AGE: 16	BORN: April 2, 2005 in Baymo, Cuba	RESIDES: San Pedro de Macoris, DR	HT.: 6-0	WT.: 200																		
BATS: Switch	THROWS: Right	ACQUIRED: Signed as international free agent, Jan. 15, 2022	COLLEGE: —																			
HIGH SCHOOL: —		SIGNED BY: Domingo Garcia (Angels)																				
FULL NAME: Jonathan Linares		Will make professional debut in 2022																				
Year	Club	AVG	G	AB	R	H	2B	3B	HR	RBI	SH	SF	HBP	BB	IBB	SO	SB	CS	GDP	SLG	OBP	E

ZACH LINGINFELTER

RHP

AGE: 23	BORN: Apr. 10, 1997 in Knoxville, TN	RESIDES: Sevierville, TN	HT.: 6-5	WT.: 225																	
BATS: Left	THROWS: Right	ACQUIRED: Ninth round of 2019 First-Year Player Draft	COLLEGE: University of Tennessee																		
HIGH SCHOOL: Sevier County HS (Sevierville, TN)		SIGNED BY: Joel Murrie (Angels)																			
FULL NAME: Zachary Thomas Linginfelter		Will make professional debut in 2022																			
Year	Club	W-L	ERA	G	GS	CG	GF	SHO	SV	IP	H	R	ER	HR	HB	BB	IBB	SO	WP	BK	BAA
2019	<i>DID NOT PLAY</i>																				
<i>DID NOT PLAY - No Minor League Season</i>																					
2021—	Tri-City	2-6	4.26	21	13	0	3	0	1	63.1	59	40	30	8	5	41	0	73	9	0	.239
	Rocket City	0-1	2.70	6	0	0	2	0	0	6.2	3	2	2	1	0	6	0	6	0	0	.136
MINOR TOTALS		2-7	5.40	27	13	0	5	0	1	70.0	62	42	32	9	5	47	0	79	9	0	.230

DAVID LOPEZ

LHP

AGE: 17	BORN: Oct. 8, 2004 in Colon, Panama	RESIDES: Colon, Panama	HT.: 6-4	WT.: 140																	
BATS & THROWS: Left	HIGH SCHOOL: —	ACQUIRED: Signed as international free agent, Jan. 15, 2022	COLLEGE: —																		
FULL NAME: David Alfonso Lopez		SIGNED BY: Raul Gonzalez (Angels)																			
Year	Club	W-L	ERA	G	GS	CG	GF	SHO	SV	IP	H	R	ER	HR	HB	BB	IBB	SO	WP	BK	BAA

Will make professional debut in 2022



KLEIVER LOPEZ

INF

AGE: 17 **BORN:** July 14, 2004 in Cumana, Venezuela **RESIDES:** Cumana, Venezuela **HT.:** 5-10 **WT.:** 150
BATS & THROWS: Right **ACQUIRED:** Signed as international free agent, Jan. 15, 2021
HIGH SCHOOL: — **COLLEGE:** —
FULL NAME: Kleiver Javier Lopez Figueroa **SIGNED BY:** Ender Gonzalez & Marlon Urdaneta (Angels)

Year	Club	AVG	G	AB	R	H	2B	3B	HR	RBI	SH	SF	HBP	BB	IBB	SO	SB	CS	GDP	SLG	OBP	E
2021	—Angels (DSL)	.211	42	123	21	26	6	0	0	6	1	1	3	16	0	26	9	5	1	.260	.315	5

KYLE LOVELACE

C

For information, see 2022 Angels Players Section.

JEAN CARLOS LUCAS

RHP

AGE: 21 **BORN:** Dec. 2, 2000 in San Cristobal, DR **RESIDES:** San Cristobal, DR **HT.:** 6-3 **WT.:** 175
BATS & THROWS: Right **ACQUIRED:** Signed as international free agent, July 2, 2017
HIGH SCHOOL: — **COLLEGE:** —
FULL NAME: Jean Carlos Lucas Hernandez **SIGNED BY:** Francisco Tejada (Angels)

Year	Club	W-L	ERA	G	GS	CG	GF	SHO	SV	IP	H	R	ER	HR	HB	BB	IBB	SO	WP	BK	BAA		
2018	—Angels (DSL)	2-3	2.98	15	12	0	1	0	0	51.1	52	20	17	3	6	15	0	39	14	0	.267		
2019	—Angels (AZL)	0-0	4.32	7	2	0	1	0	0	25.0	27	23	12	2	3	13	0	20	10	0	.262		
2020	—	<i>DID NOT PLAY - No Minor League Season</i>																					
2021	—Angels (ACL)	2-0	2.91	15	0	0	6	0	1	21.2	20	8	7	1	6	11	0	21	3	0	.270		
MINOR TOTALS	4-3	3.31	37	14	0	8	0	1	98.0	99	52	36	6	15	39	0	80	27	0	.266			

BRENNON LUND

OF

AGE: 27 **BORN:** Nov. 27, 1994 in Salt Lake City, UT **RESIDES:** South Jordan, UT **HT.:** 5-9 **WT.:** 185
BATS: Left **THROWS:** Right **ACQUIRED:** 32nd round of 2017 First-Year Player Draft
HIGH SCHOOL: Bingham HS (UT) **COLLEGE:** Brigham Young University (UT)
FULL NAME: Brennan Reed Lund **SIGNED BY:** Chad Hermansen (Angels)

Year	Club	AVG	G	AB	R	H	2B	3B	HR	RBI	SH	SF	HBP	BB	IBB	SO	SB	CS	GDP	SLG	OBP	E	
2016	—Orem	.397	18	73	15	29	3	0	2	11	2	0	2	7	0	11	7	2	0	.521	.463	1	
	Burlington	.271	45	181	19	49	9	2	1	19	4	2	1	12	0	33	8	1	4	.359	.316	1	
2017	—Burlington	.306	46	173	25	53	7	4	2	18	1	0	3	24	1	26	14	3	3	.425	.400	2	
	Inland Empire	.321	46	196	26	63	11	0	3	23	0	1	5	16	0	41	5	4	3	.423	.385	3	
	Mobile	.287	29	122	17	35	3	0	1	6	0	2	2	3	0	33	1	2	0	.336	.310	1	
2018	—Mobile	.264	100	401	63	106	20	6	8	59	1	2	6	43	0	102	21	5	6	.404	.343	3	
2019	—Salt Lake	.284	96	352	62	100	26	5	8	51	0	6	3	36	1	91	6	3	3	.455	.350	7	
2020	—LAA	<i>DID NOT PLAY - No Minor League Season</i>																					
2021	—Salt Lake	.224	79	286	34	64	16	2	11	38	0	2	5	17	0	86	3	2	0	.409	.277	3	
MINOR TOTALS	.280	459	1784	261	499	95	19	36	225	8	15	27	158	2	423	65	22	19	.415	.345	20		

JOHAN MACIAS

INF

AGE: 19 **BORN:** Jan. 6, 2003 in Bejuma, VZ **RESIDES:** Carabobo, VZ **HT.:** 5-9 **WT.:** 150
BATS: Switch **THROWS:** Right **ACQUIRED:** Signed as international free agent, July 2, 2019
HIGH SCHOOL: — **COLLEGE:** —
FULL NAME: Johan Alexis Macias **SIGNED BY:** Andres Garcia & Joel Chicarelli (Angels)

Year	Club	AVG	G	AB	R	H	2B	3B	HR	RBI	SH	SF	HBP	BB	IBB	SO	SB	CS	GDP	SLG	OBP	E	
2020	—	<i>DID NOT PLAY - No Minor League Season</i>																					
2021	—Angels (DSL)	.221	37	77	15	17	3	2	0	9	6	0	6	10	0	13	5	3	0	.312	.355	5	

DAVID MACKINNON

INF

AGE: 27 **BORN:** Dec. 15, 1994 in Easton, MA **RESIDES:** Easton, MA **HT.:** 6-2 **WT.:** 200
BATS & THROWS: Right **ACQUIRED:** 32nd round of 2017 First-Year Player Draft
HIGH SCHOOL: Oliver Ames HS (MA) **COLLEGE:** University of Hartford (CT)
FULL NAME: David Christopher MacKinnon **SIGNED BY:** Ryan Leahy (Angels)

Year	Club	AVG	G	AB	R	H	2B	3B	HR	RBI	SH	SF	HBP	BB	IBB	SO	SB	CS	GDP	SLG	OBP	E	
2017	—Orem	.398	33	113	29	45	7	2	2	27	0	4	6	25	0	11	1	0	2	.549	.514	3	
	Angels (AZL)	.286	2	7	0	2	0	0	0	0	0	0	0	0	0	2	0	0	0	.286	.286	0	
2018	—Burlington	.261	35	111	21	29	7	0	1	13	0	0	0	35	0	30	0	0	1	.351	.438	3	
	Inland Empire	.285	90	305	51	87	22	0	5	47	0	5	7	60	0	73	0	0	12	.407	.408	4	
2019	—Inland Empire	.140	18	57	5	8	1	0	0	4	0	0	0	19	0	18	0	0	3	.158	.351	1	
2020	—	<i>DID NOT PLAY - No Minor League Season</i>																					
2021	—Rocket City	.285	99	365	53	104	30	0	13	65	0	3	6	52	0	83	2	2	5	.474	.380	4	
MINOR TOTALS	.287	278	958	159	275	67	2	21	156	0	13	19	191	0	217	3	2	23	.427	.411	15		



KEVIN MAITAN

INF

AGE: 22 BORN: Feb. 12, 2000 in Puerto Cabello, VZ
 BATS: Switch THROWS: Right
 HIGH SCHOOL: —

RESIDES: Puerto Cabello, VZ HT.: 6-2 WT.: 190
 ACQUIRED: Signed as minor league free agent, Dec. 15, 2017
 COLLEGE: —

FULL NAME: Kevin Francisco Maitan Hernandez

SIGNED BY: Rolando Petit (Braves)

Year	Club	AVG	G	AB	R	H	2B	3B	HR	RBI	SH	SF	HBP	BB	IBB	SO	SB	CS	GDP	SLG	OBP	E
2017	—Braves (GCL)	.314	9	35	5	11	3	0	0	3	0	0	0	2	0	10	1	0	1	.400	.351	2
	Danville	.220	33	127	10	28	5	1	2	15	0	2	1	9	1	39	1	0	2	.323	.273	10
2018	—Orem	.248	63	262	42	65	13	1	8	26	0	0	3	19	0	66	1	2	7	.397	.306	32
2019	—Burlington	.214	123	486	56	104	11	3	12	46	0	2	5	39	1	164	7	4	14	.323	.278	26
2020	—	DID NOT PLAY - No Minor League Season																				
2021	—Angels (ACL)	.273	5	11	1	3	0	0	0	1	0	0	0	1	0	3	0	0	0	.273	.333	3
	Tri-City	.207	32	121	9	25	3	0	1	12	0	1	2	6	0	33	0	0	5	.256	.254	6
MINOR TOTALS		.227	265	1042	123	236	35	5	23	103	0	5	11	76	2	315	10	6	29	.336	.285	79

JUNIOR MANON

INF

AGE: 19 BORN: Feb. 6, 2003 in Santo Domingo, DR
 BATS: Left THROWS: Right
 HIGH SCHOOL: —

RESIDES: Santo Domingo, DR HT.: 5-10 WT.: 165
 ACQUIRED: Signed as international free agent, Jan. 20, 2020
 COLLEGE: —

FULL NAME: Junior Francisco Manon

SIGNED BY: Rusbell Cabrera (Angels)

Year	Club	AVG	G	AB	R	H	2B	3B	HR	RBI	SH	SF	HBP	BB	IBB	SO	SB	CS	GDP	SLG	OBP	E
2020	—	DID NOT PLAY - No Minor League Season																				
2021	—Angels (DSL)	.095	21	42	5	4	2	0	0	5	1	2	2	10	0	16	1	0	0	.143	.286	5

LANDON MARCEAUX

RHP

AGE: 22 BORN: Oct. 8, 1999 in Metairie, LA
 BATS & THROWS: Right
 HIGH SCHOOL: Destrehan HS (LA)

RESIDES: Destrehan, LA HT.: 6-0 WT.: 185
 ACQUIRED: Third round of 2021 First-Year Player Draft
 COLLEGE: Louisiana State University

FULL NAME: Landon Joel Marceaux

SIGNED BY: Brandon McArthur (Angels)

Year	Club	W-L	ERA	G	GS	CG	GF	SHO	SV	IP	H	R	ER	HR	HB	BB	IBB	SO	WP	BK	BAA
2021	—Angels (ACL)	0-1	14.73	2	2	0	0	0	0	3.2	7	6	6	0	0	0	0	6	1	0	.389

JORGE MARCHECO

RHP

AGE: 19 BORN: Aug. 6, 2002 in Bayamon, Cuba
 BATS & THROWS: Right
 HIGH SCHOOL: —

RESIDES: San Cristobal, DR HT.: 6-1 WT.: 185
 ACQUIRED: Signed as international free agent, Sept. 6, 2021
 COLLEGE: —

FULL NAME: Jorge William Marcheco

SIGNED BY: Frank Tejada (Angels)

Year	Club	W-L	ERA	G	GS	CG	GF	SHO	SV	IP	H	R	ER	HR	HB	BB	IBB	SO	WP	BK	BAA
2021	—Angels (DSL)	0-0	0.00	3	3	0	0	0	0	9.0	0	0	0	0	1	0	0	20	1	0	.000

ALEX MARTINEZ

RHP

AGE: 19 BORN: Sept. 15, 2002 in Santiago, DR
 BATS & THROWS: Right
 HIGH SCHOOL: —

RESIDES: Santiago, DR HT.: 5-10 WT.: 170
 ACQUIRED: Signed as international free agent, Sept. 6, 2019
 COLLEGE: —

FULL NAME: Alex Samuel Martinez Bonifacio

SIGNED BY: Rusbell Cabrera, Frank Tejada & Jochy Cabrera (Angels)

Year	Club	W-L	ERA	G	GS	CG	GF	SHO	SV	IP	H	R	ER	HR	HB	BB	IBB	SO	WP	BK	BAA	
2020	—	DID NOT PLAY - No Minor League Season																				
2021	—Angels (ACL)	3-1	0.83	16	0	0	5	0	0	21.2	16	4	2	0	1	10	0	33	2	0	.203	
	Inland Empire	0-0	9.00	1	0	0	0	0	0	2.0	2	2	2	0	0	3	0	0	0	0	.286	
MINOR TOTALS		3-1	1.52	17	0	0	5	0	0	23.2	18	6	4	0	1	13	0	33	2	0	.209	

BRAXTON MARTINEZ

INF

AGE: 28 BORN: Mar. 3, 1994 in St. Peters, MO
 BATS & THROWS: Right
 HIGH SCHOOL: Francis Howell North (St. Charles, MO)

RESIDES: St. Peters, MO HT.: 6-3 WT.: 220
 ACQUIRED: Signed as minor league free agent, Dec. 12, 2019
 COLLEGE: St. Louis University

FULL NAME: Braxton A. Martinez

SIGNED BY: —

Year	Club	AVG	G	AB	R	H	2B	3B	HR	RBI	SH	SF	HBP	BB	IBB	SO	SB	CS	GDP	SLG	OBP	E
2015	—Hyannis (Ind.)	.000	3	10	0	0	0	0	0	0	0	0	0	0	0	2	0	0	0	.000	.000	1
	Laconia (Ind.)	.268	25	82	15	22	5	0	3	14	0	3	2	0	2	16	0	2	0	.439	.422	4
2016	—River City (Ind.)	.194	46	139	17	27	2	0	1	13	0	2	1	18	0	27	0	0	0	.230	.288	4
2017	—River City (Ind.)	.240	85	271	46	65	9	0	15	39	0	2	5	46	0	66	4	1	0	.439	.358	7
2018	—River City (Ind.)	.252	92	301	45	76	8	0	12	51	0	3	9	56	2	80	9	1	0	.399	.382	5
2019	—River City (Ind.)	.275	96	309	60	85	24	1	13	75	0	7	9	82	1	74	2	2	0	.485	.432	16
2020	—	DID NOT PLAY - No Minor League Season																				
2021	—Inland Empire	.333	79	282	50	94	27	3	12	59	0	5	5	56	2	52	1	2	8	.578	.445	6
	Tri-City	.308	7	26	4	8	1	0	3	5	0	1	0	3	0	10	0	0	0	.692	.367	0
IND. TOTALS		.247	347	1112	183	275	48	1	44	192	0	17	26	224	5	165	15	6	0	.411	.381	35
MINOR TOTALS		.331	86	308	54	102	28	3	15	64	0	6	5	29	2	62	1	2	8	.588	.439	6



ORLANDO MARTINEZ

OF

AGE: 24 **BORN:** Feb. 17, 1998 in La Habana, Cuba
BATS & THROWS: Left
HIGH SCHOOL: —
FULL NAME: Orlando Martinez Moya

RESIDES: Franklin, TN **HT.:** 6-0 **WT.:** 185
ACQUIRED: Signed as international free agent, Aug. 30, 2017
COLLEGE: —
SIGNED BY: Frankie Thon Jr. (Angels)

Year	Club	AVG	G	AB	R	H	2B	3B	HR	RBI	SH	SF	HBP	BB	IBB	SO	SB	CS	GDP	SLG	OBP	E
2018	—Orem	.375	12	48	11	18	5	0	2	10	0	1	0	4	0	9	3	2	0	.604	.415	1
	Burlington	.289	53	218	27	63	12	1	3	25	0	2	1	0	56	6	5	3	.394	.340	2	
2019	—Inland Empire	.263	88	380	55	100	21	4	12	49	0	5	1	36	3	79	5	4	8	.434	.325	2
2020	—	<i>DID NOT PLAY - No Minor League Season</i>																				
2021	—Rocket City	.258	102	400	58	103	23	2	16	54	0	2	3	30	2	119	5	3	6	.445	.313	5
MINOR TOTALS		.272	255	1046	151	284	61	7	33	138	0	10	5	87	5	263	19	14	17	.438	.328	10

CARSON MATTHEWS

INF

AGE: 22 **BORN:** Jan. 27, 2000 in San Clemente, CA
BATS & THROWS: Right
HIGH SCHOOL: Capistrano Valley Christian HS (CA)
FULL NAME: Carson Walker Adair Matthews

RESIDES: San Clemente, CA **HT.:** 5-10 **WT.:** 180
ACQUIRED: Signed as non-drafted free agent, July 15, 2021
COLLEGE: BYU/Saddleback College/San Diego State University
SIGNED BY: —

Year	Club	AVG	G	AB	R	H	2B	3B	HR	RBI	SH	SF	HBP	BB	IBB	SO	SB	CS	GDP	SLG	OBP	E
2021	—Inland Empire	.253	23	95	15	24	6	0	1	11	0	0	1	8	0	32	6	2	0	.347	.317	4
	Rocket City	.273	3	11	0	3	0	0	0	1	0	0	0	0	0	2	0	1	0	.273	.273	1
MINOR TOTALS		.255	26	106	15	27	6	0	1	12	0	0	1	8	0	34	6	3	0	.340	.313	5

GABE MATTHEWS

INF

AGE: 24 **BORN:** Nov. 24, 1997 in Dallas, OR
BATS: Left **THROWS:** Right
HIGH SCHOOL: South Salem HS (OR)
FULL NAME: Gabe Ryan Matthews

RESIDES: Salem, OR **HT.:** 6-2 **WT.:** 220
ACQUIRED: Signed as non-drafted free agent, July 14, 2021
COLLEGE: University of Oregon
SIGNED BY: Scott Richardson (Angels)

Year	Club	AVG	G	AB	R	H	2B	3B	HR	RBI	SH	SF	HBP	BB	IBB	SO	SB	CS	GDP	SLG	OBP	E
2021	—Inland Empire	.269	25	93	16	25	6	1	4	19	0	0	5	17	1	29	2	0	3	.484	.409	0
	Salt Lake	.107	16	56	3	6	2	0	0	5	0	0	1	6	0	19	0	0	1	.143	.206	2
MINOR TOTALS		.208	41	149	19	31	8	1	4	24	0	0	6	23	1	48	2	0	4	.356	.337	2

GRIFFIN MAZUR

C

AGE: 24 **BORN:** Apr. 8, 1997 in Mission Viejo, CA
BATS & THROWS: Right
HIGH SCHOOL: Moorpark HS (CA)
FULL NAME: Griffin Cole Mazur

RESIDES: Moorpark, CA **HT.:** 5-11 **WT.:** 180
ACQUIRED: Signed as non-drafted free agent, July 14, 2021
COLLEGE: UC Irvine/University of Michigan
SIGNED BY: —

Year	Club	AVG	G	AB	R	H	2B	3B	HR	RBI	SH	SF	HBP	BB	IBB	SO	SB	CS	GDP	SLG	OBP	E
2021	—Tri-City	.296	17	54	8	16	3	0	1	10	0	2	0	9	0	18	0	0	1	.407	.385	2

SEAN MCLAUGHLIN

RHP

AGE: 27 **BORN:** May 16, 1994 in Boston, MA
BATS: Left **THROWS:** Right
HIGH SCHOOL: Northview HS (GA)
FULL NAME: Sean S. McLaughlin

RESIDES: Marietta, GA **HT.:** 6-0 **WT.:** 200
ACQUIRED: Signed as minor league free agent, Nov. 10, 2021
COLLEGE: University of Georgia
SIGNED BY: Justin Clark (Braves)

Year	Club	W-L	ERA	G	GS	CG	GF	SHO	SV	IP	H	R	ER	HR	HB	BB	IBB	SO	WP	BK	BAA	
2015	—Danville	0-1	4.43	11	0	0	3	0	3	22.1	24	11	11	1	2	8	1	24	2	0	.276	
	Rome	0-0	1.02	9	1	0	4	0	2	17.2	15	4	2	0	0	5	0	20	1	1	.221	
2016	—Carolina	4-6	3.08	41	0	0	23	0	7	61.1	57	31	21	3	3	23	4	41	0	0	.248	
2017	—Florida	4-4	3.97	35	0	0	15	0	3	65.2	66	30	29	2	2	22	2	58	5	2	.272	
2018	—Florida	1-5	5.53	29	0	0	15	0	2	40.2	50	32	25	1	6	17	1	22	8	0	.305	
	Mississippi	0-2	7.50	11	0	0	1	0	0	18.0	27	16	15	3	1	5	0	9	1	0	.365	
2019	—Florida	3-5	2.96	35	0	0	25	0	4	54.2	61	29	18	3	2	20	0	49	7	1	.280	
2020	—	<i>DID NOT PLAY - No Minor League Season</i>																				
2021	—Mississippi	4-1	5.25	29	0	0	4	0	0	36.0	44	23	21	4	2	12	0	38	1	0	.293	
MINOR TOTALS		16-24	4.04	200	1	0	90	0	21	316.1	344	176	142	17	18	112	8	261	26	4	.279	

MATTHEW MCMILLAN

RHP

AGE: 22 **BORN:** Nov. 24, 1999 in Pflugerville, TX
BATS: Left **THROWS:** Right
HIGH SCHOOL: Connally HS (TX)
FULL NAME: Matthew Harrison McMillan

RESIDES: Pflugerville, TX **HT.:** 6-5 **WT.:** 220
ACQUIRED: Signed as non-drafted free agent, July 14, 2021
COLLEGE: University of Texas at Tyler
SIGNED BY: Brian Gordon (Angels)

Year	Club	W-L	ERA	G	GS	CG	GF	SHO	SV	IP	H	R	ER	HR	HB	BB	IBB	SO	WP	BK	BAA
2021	—Angels (ACL)	1-0	1.80	6	4	0	0	0	0	15.0	16	6	3	0	1	1	0	11	3	0	.267
	Tri-City	0-0	1.50	1	1	0	0	0	0	6.0	4	1	1	0	0	0	0	5	0	0	.200
MINOR TOTALS		1-0	1.71	7	5	0	0	0	0	21.0	20	7	4	0	1	1	0	16	3	0	.250

MINOR LEAGUE



KODI MEDEIROS

LHP

AGE: 25 BORN: May 25, 1996 in Hilo, HI

RESIDES: Hilo, HI

HT.: 6-1 WT.: 195

BATS & THROWS: Left

ACQUIRED: Signed as minor league free agent, Mar. 8, 2022

HIGH SCHOOL: Waiakea HS (HI)

COLLEGE: —

FULL NAME: Kodi Mitsugi-Kaiana Medeiros

SIGNED BY: Josh Belovsky (Brewers)

Year	Club	W-L	ERA	G	GS	CG	GF	SHO	SV	IP	H	R	ER	HR	HB	BB	IBB	SO	WP	BK	BAA	
2014	—Brewers (AZL)	0-2	7.13	9	4	0	3	0	1	17.2	24	21	14	2	1	13	0	26	5	0	.308	
2015	—Wisconsin	4-5	4.44	25	16	0	5	0	1	93.1	79	50	46	0	9	40	0	94	9	0	.228	
2016	—Brevard County 4-12	5.93	23	22	0	0	0	0		85.0	102	69	56	4	6	63	0	64	9	2	.300	
2017	—Carolina	8-9	4.98	27	18	0	5	0	1	128.1	115	75	71	7	20	53	0	121	12	0	.241	
2018	—Biloxi	7-5	3.05	20	15	0	1	0	0	103.1	90	45	35	9	12	45	2	107	6	0	.234	
	Birmingham	0-2	4.98	7	7	0	0	0	0	34.1	31	21	19	4	3	22	0	34	3	0	.250	
2019	—Birmingham	4-8	5.10	28	9	0	5	0	0	83.0	80	56	47	11	11	51	1	75	8	0	.257	
2020	DID NOT PLAY - Participated at White Sox Alternate Training Site																					
2021	—Charlotte	0-1	5.52	30	0	0	1	0	0	29.1	24	18	18	5	7	25	0	37	4	0	.218	
MINOR TOTALS		27-44	4.80	169	91	0	20	0	3	574.1	545	355	306	42	69	312	3	558	56	2	.251	

HAMINTON MENDEZ

RHP

AGE: 17 BORN: June 5, 2004 in San Cristobal, DR

RESIDES: San Cristobal, DR

HT.: 6-1 WT.: 175

BATS & THROWS: Right

ACQUIRED: Signed as international free agent, June 7, 2021

HIGH SCHOOL: —

COLLEGE: —

FULL NAME: Haminton Mendez

SIGNED BY: Frank Tejada (Angels)

Year	Club	W-L	ERA	G	GS	CG	GF	SHO	SV	IP	H	R	ER	HR	HB	BB	IBB	SO	WP	BK	BAA
2021	—Angels (DSL)	0-2	6.00	9	3	0	1	0	0	15.0	16	11	10	0	3	13	0	8	11	0	.276

VOJTECH MENSIK

INF

AGE: 23 BORN: May 24, 1998 in Brno, Czech Republic

RESIDES: Brno, Czech Republic

HT.: 6-0 WT.: 180

BATS & THROWS: Right

ACQUIRED: Signed as minor league free agent, June 7, 2021

HIGH SCHOOL: —

COLLEGE: North Carolina State University

FULL NAME: Vojtech Mensik

SIGNED BY: Nick Gorneault (Angels)

Year	Club	AVG	G	AB	R	H	2B	3B	HR	RBI	SH	SF	HBP	BB	IBB	SO	SB	CS	GDP	SLG	OBP	E
2021	—Angels (DSL)	.161	13	31	0	5	1	1	0	3	0	0	1	5	0	14	0	1	0	.258	.297	0

Will make professional debut in 2022

CHRISTIAN MOLFETTA

C

AGE: 25 BORN: Oct. 17, 1996 in Newport Beach, CA

RESIDES: Laguna Beach, CA

HT.: 5-10 WT.: 190

BATS & THROWS: Right

ACQUIRED: Signed as non-drafted free agent, July 13, 2021

HIGH SCHOOL: J Serra Catholic HS (CA)

COLLEGE: Stanford University/University of Michigan

FULL NAME: Christian Romano Molfetta

SIGNED BY: —

Year	Club	AVG	G	AB	R	H	2B	3B	HR	RBI	SH	SF	HBP	BB	IBB	SO	SB	CS	GDP	SLG	OBP	E
2021	—Rocket City	.161	13	31	0	5	1	1	0	3	0	0	1	5	0	14	0	1	0	.258	.297	0

CRISTOPHER MOLINA

RHP

AGE: 24 BORN: June 10, 1997 in Moca, DR

RESIDES: Moca, DR

HT.: 6-3 WT.: 170

BATS & THROWS: Right

ACQUIRED: Signed as international free agent Nov. 13, 2013

HIGH SCHOOL: —

COLLEGE: —

FULL NAME: Cristopher Junior Molina Brito

SIGNED BY: Rene Rojas (Angels)

Year	Club	W-L	ERA	G	GS	CG	GF	SHO	SV	IP	H	R	ER	HR	HB	BB	IBB	SO	WP	BK	BAA	
2014	—Angels (DSL)	1-3	3.49	13	11	0	0	0	0	49.0	42	29	19	2	7	22	0	43	9	1	.228	
2015	—Angels (DSL)	1-3	3.86	15	15	0	0	0	0	60.2	59	38	26	0	7	32	2	52	13	0	.255	
2016	—Angels (DSL)	2-3	5.48	12	6	0	1	0	1	46.0	50	39	28	1	3	19	0	41	7	1	.276	
2017	—Orem	1-3	11.12	8	5	0	1	0	0	28.1	43	41	35	10	5	20	0	40	6	1	.371	
	Angels (AZL)	0-1	11.42	4	3	0	0	0	0	8.2	7	11	11	1	1	6	0	10	3	0	.206	
2018	—Orem	4-4	5.23	16	12	0	0	0	0	65.1	52	44	38	8	2	35	0	70	16	1	.209	
2019	—Burlington	3-5	2.69	13	10	0	0	0	0	63.2	48	21	19	2	8	23	0	65	4	0	.208	
	Inland Empire	2-6	4.55	13	12	0	0	0	0	65.1	75	45	33	7	4	20	0	57	5	0	.291	
2020	DID NOT PLAY - No Minor League Season																					
2021	—Tri-City	4-2	3.27	19	2	0	5	0	2	52.1	50	25	19	2	4	20	1	59	8	0	.253	
	Rocket City	6-1	3.51	8	6	0	1	0	0	41.0	28	17	16	4	3	14	0	40	5	0	.193	
MINOR TOTALS		24-31	4.57	121	82	0	8	0	3	480.1	454	310	244	37	44	211	3	477	76	4	.248	



KYLE MOLNAR

RHP

AGE: 25 BORN: Nov. 14, 1996 in Aliso Viejo, CA RESIDES: Aliso Viejo, CA HT.: 6-3 WT.: 210
 BATS & THROWS: Right ACQUIRED: 26th round of 2019 First-Year Player Draft
 HIGH SCHOOL: Aliso Niguel HS (CA) COLLEGE: University of California, Los Angeles
 FULL NAME: Kyle Steven Molnar SIGNED BY: Ben Diggins (Angels)

Year	Club	W-L	ERA	G	GS	CG	GF	SHO	SV	IP	H	R	ER	HR	HB	BB	IBB	SO	WP	BK	BAA
2019—										DID NOT PLAY											
2020—										DID NOT PLAY - No Minor League Season											
2021—	Tri-City	2-1	3.28	14	0	0	3	0	1	24.2	27	13	9	0	1	10	0	27	5	1	.278
	Rocket City	0-2	13.21	11	0	0	7	0	1	15.2	30	27	23	3	4	11	0	16	2	0	.400
MINOR TOTALS	2-3	7.14	25	0	0	10	0	2	40.1	57	40	32	3	5	21	0	43	7	1	.331	

NICK MONDAK

LHP

AGE: 23 BORN: June 2, 1998 in Waterbury, CT RESIDES: Watertown, CT HT.: 6-4 WT.: 200
 BATS & THROWS: Left ACQUIRED: 18th round of 2021 First-Year Player Draft
 HIGH SCHOOL: Watertown HS (CT) COLLEGE: St. Johns University (NY)
 FULL NAME: Nicholas Joseph Mondak SIGNED BY: Drew Dominguez (Angels)

Year	Club	W-L	ERA	G	GS	CG	GF	SHO	SV	IP	H	R	ER	HR	HB	BB	IBB	SO	WP	BK	BAA
2021—	Angels (ACL)	1-1	3.97	5	3	0	0	0	0	11.1	11	6	5	1	0	3	0	14	1	0	.268
	Inland Empire	2-0	0.00	2	0	0	1	0	0	10.0	5	0	0	0	0	0	0	12	0	0	.147
MINOR TOTALS	3-1	2.11	7	3	0	1	0	0	0	21.1	16	6	5	1	0	3	0	26	1	0	.213

DARIMEN MORA

INF

AGE: 19 BORN: July 16, 2002 in Higuey, DR RESIDES: Higuey, DR HT.: 5-11 WT.: 160
 BATS: Switch THROWS: Right ACQUIRED: Signed as international free agent, July 16, 2018
 HIGH SCHOOL: — COLLEGE: —
 FULL NAME: Daniel Albaniel Mora Ramos SIGNED BY: Jochy Cabrera (Angels)

Year	Club	AVG	G	AB	R	H	2B	3B	HR	RBI	SH	SF	HBP	BB	IBB	SO	SB	CS	GDP	SLG	OBP	E
2019—	Angels (DSL)	.210	57	224	32	47	5	1	1	13	1	0	1	22	0	39	11	9	2	.254	.283	22
2020—										DID NOT PLAY - No Minor League Season												
2021—	Angels (ACL)	.190	18	42	10	8	0	0	1	7	0	0	1	8	0	11	4	1	0	.262	.333	1
	Inland Empire	.000	2	8	1	0	0	0	0	0	0	0	0	0	0	3	0	0	0	.000	.000	1
MINOR TOTALS	3-1	.201	77	274	43	55	5	1	2	20	1	0	2	30	0	53	15	10	2	.248	.284	24

BRIAN MORAN

LHP

For information, see 2022 Angels Players Section.

DARWIN MORENO

OF

AGE: 20 BORN: Jan. 26, 2002 in Caracas, VZ RESIDES: Caracas, VZ HT.: 6-2 WT.: 175
 BATS & THROWS: Right ACQUIRED: Signed as international free agent, July 2, 2018
 HIGH SCHOOL: — COLLEGE: —
 FULL NAME: Darwin Alexander Moreno Gullien SIGNED BY: Ender Gonzalez & Marlon Urdaneta (Angels)

Year	Club	AVG	G	AB	R	H	2B	3B	HR	RBI	SH	SF	HBP	BB	IBB	SO	SB	CS	GDP	SLG	OBP	E
2019—	Angels (DSL)	.188	19	64	14	12	5	0	0	6	0	0	3	18	0	25	3	0	1	.266	.388	1
2020—										DID NOT PLAY - No Minor League Season												
2021—	Inland Empire	.000	1	4	0	0	0	0	0	0	0	0	0	0	0	4	0	0	0	.000	.000	0
	Angels (ACL)	.206	25	68	10	14	3	0	0	7	0	0	4	8	0	34	2	3	0	.250	.325	1
MINOR TOTALS	.191	45	136	24	26	8	0	0	0	13	0	0	7	26	0	63	5	3	1	.250	.349	2

VICTOR MORIN

RHP

AGE: 19 BORN: Oct. 30, 2002 in Porlamar, VZ RESIDES: Margarita, VZ HT.: 6-6 WT.: 190
 BATS & THROWS: Right ACQUIRED: Signed as international free agent, Oct. 12, 2021
 HIGH SCHOOL: — COLLEGE: —
 FULL NAME: Victor Alejandro Morin SIGNED BY: Joel Chicarelli (Angels)

Year	Club	W-L	ERA	G	GS	CG	GF	SHO	SV	IP	H	R	ER	HR	HB	BB	IBB	SO	WP	BK	BAA
Will make professional debut in 2022																					

JUAN MOTA

INF

AGE: 18 BORN: Oct. 23, 2003 in San Cristobal, DR RESIDES: San Cristobal, DR HT.: 6-2 WT.: 160
 BATS: Left THROWS: Right ACQUIRED: Signed as international free agent, Apr. 29, 2021
 HIGH SCHOOL: — COLLEGE: —
 FULL NAME: Juan Carlos Mota SIGNED BY: Domingo Garcia (Angels)

Year	Club	AVG	G	AB	R	H	2B	3B	HR	RBI	SH	SF	HBP	BB	IBB	SO	SB	CS	GDP	SLG	OBP	E
2021—	Angels (DSL)	.179	26	78	8	14	3	1	0	4	0	0	0	4	0	22	2	0	1	.244	.220	7

MINOR LEAGUE



ANTHONY MULRINE

C

For information, see 2022 Angels Players Section.

KRISTIN MUNROE

INF

AGE: 17 BORN: Aug. 6, 2004 in Nassau, Bahamas

RESIDES: Nassau, Bahamas

HT.: 6-1 WT.: 175

BATS & THROWS: Right

ACQUIRED: Signed as international free agent, May 6, 2021

HIGH SCHOOL: —

COLLEGE: —

FULL NAME: Kristin Dirk Munroe

SIGNED BY: Brian Parker (Angels)

Year	Club	AVG	G	AB	R	H	2B	3B	HR	RBI	SH	SF	HBP	BB	IBB	SO	SB	CS	GDP	SLG	OBP	E
2021	—Angels (DSL)	.207	32	92	14	19	2	2	0	9	0	0	4	15	0	44	8	5	3	.272	.342	8

LUKE MURPHY

RHP

AGE: 22 BORN: Nov. 5, 1999 in Nashville, TN

RESIDES: Springfield, TN

HT.: 6-5 WT.: 190

BATS & THROWS: Right

ACQUIRED: Fourth round of 2021 First-Year Player Draft

HIGH SCHOOL: East Robertson HS (TN)

COLLEGE: Vanderbilt University (TN)

FULL NAME: Luke Evan Murphy

SIGNED BY: Joel Murrie (Angels)

Year	Club	W-L	ERA	G	GS	CG	GF	SHO	SV	IP	H	R	ER	HR	HB	BB	IBB	SO	WP	BK	BAA
2021	—Tri-City	0-1	3.00	7	0	0	5	0	2	9.0	7	3	3	0	0	1	0	15	1	0	.206

DANIEL NUNAN

LHP

AGE: 21 BORN: May 25, 2000 in Somers Point, NJ

RESIDES: Ocean City, NJ

HT.: 6-6 WT.: 215

BATS & THROWS: Left

ACQUIRED: 12th round of 2018 First-Year Player Draft

HIGH SCHOOL: Ocean City HS (NJ)

COLLEGE: —

FULL NAME: Daniel Desmond Nunan

SIGNED BY: Ryan Leahy (Angels)

Year	Club	W-L	ERA	G	GS	CG	GF	SHO	SV	IP	H	R	ER	HR	HB	BB	IBB	SO	WP	BK	BAA	
2018	INJURED — DID NOT PLAY																					
2019	—Angels (AZL)	1-1	6.11	7	2	0	0	0	0	17.2	19	15	12	0	0	13	0	25	1	0	.264	
2020	DID NOT PLAY - No Minor League Season																					
2021	—Angels (ACL)	1-1	4.50	9	1	0	4	0	2	14.0	9	10	7	2	2	11	0	21	2	0	.184	
MINOR TOTALS	2-2	5.40	16	3	0	4	0	2	2	31.2	28	25	19	2	2	24	0	46	3	0	.231	

LUIS NUÑEZ

RHP

AGE: 20 BORN: Sept. 19, 2001 in San Francisco de Macoris, DR

RESIDES: San Francisco de Macoris, DR

HT.: 6-2 WT.: 175

BATS & THROWS: Right

ACQUIRED: Signed as international free agent, July 2, 2018

HIGH SCHOOL: —

COLLEGE: —

FULL NAME: Luis Manuel Nuñez Arias

SIGNED BY: Frank Tejeda (Angels)

Year	Club	W-L	ERA	G	GS	CG	GF	SHO	SV	IP	H	R	ER	HR	HB	BB	IBB	SO	WP	BK	BAA	
2019	—Angels (DSL)	1-4	5.56	12	10	0	0	0	0	43.2	54	39	27	1	3	22	0	56	15	2	.298	
2020	DID NOT PLAY - No Minor League Season																					
2021	—Angels (ACL)	1-0	2.51	10	0	0	4	0	0	14.1	5	4	4	0	1	11	0	16	5	0	.104	
MINOR TOTALS	2-4	4.81	22	10	0	4	0	0	0	58.0	59	43	31	1	4	33	0	72	20	2	.258	

BRADEN OLTHOFF

RHP

AGE: 22 BORN: Mar. 12, 1999 in Oceanside, CA

RESIDES: Oceanside, CA

HT.: 6-4 WT.: 230

BATS & THROWS: Right

ACQUIRED: Ninth round of 2021 First-Year Player Draft

HIGH SCHOOL: El Camino HS (CA)

COLLEGE: Tulane University

FULL NAME: Braden Richard Olthoff

SIGNED BY: Joel Murrie (Angels)

Year	Club	W-L	ERA	G	GS	CG	GF	SHO	SV	IP	H	R	ER	HR	HB	BB	IBB	SO	WP	BK	BAA
2021	—Angels (ACL)	0-1	2.00	3	3	0	0	0	0	9.0	7	6	2	0	0	2	0	16	1	0	.194
	Inland Empire	0-1	10.57	2	2	0	0	0	0	7.2	13	9	9	1	0	2	0	10	0	0	.371
MINOR TOTALS	0-2	5.94	5	5	0	0	0	0	0	16.2	20	15	11	1	0	4	0	26	1	0	.282

JESUS ORTEGA

OF

AGE: 21 BORN: Jan. 18, 2001 in Valencia, VZ

RESIDES: Valencia, VZ

HT.: 6-0 WT.: 170

BATS & THROWS: Right

ACQUIRED: Signed as international free agent, Oct. 12, 2019

HIGH SCHOOL: —

COLLEGE: —

FULL NAME: Jesus Enrique Ortega Duran

SIGNED BY: Marlon Urdaneta & Joel Chicarelli (Angels)

Year	Club	AVG	G	AB	R	H	2B	3B	HR	RBI	SH	SF	HBP	BB	IBB	SO	SB	CS	GDP	SLG	OBP	E
2021	—Angels (DSL)	.260	52	150	32	39	5	1	2	24	5	1	7	11	1	44	14	5	1	.347	.337	2



CAPRI ORTIZ

INF

AGE: 16 BORN: Apr. 1, 2005 in Santo Domingo, DR

RESIDES: Santo Domingo, DR

HT.: 6-0 WT.: 165

BATS & THROWS: Right

ACQUIRED: Signed as international free agent, Jan. 15, 2022

HIGH SCHOOL: —

COLLEGE: —

FULL NAME: Capri Ortiz

SIGNED BY: Rusbell Cabrera (Angels)

Year	Club	AVG	G	AB	R	H	2B	3B	HR	RBI	SH	SF	HBP	BB	IBB	SO	SB	CS	GDP	SLG	OBP	E
Will make professional debut in 2022																						

PRESTON PALMEIRO

INF

AGE: 27 BORN: Jan. 22, 1995 in Colleyville, TX

RESIDES: Colleyville, TX

HT.: 5-11 WT.: 180

BATS: Left THROWS: Right

ACQUIRED: Signed as minor league free agent, Apr. 3, 2021

HIGH SCHOOL: Heritage HS (Frisco, TX)

COLLEGE: North Carolina State University

FULL NAME: Preston Connor Palmeiro

SIGNED BY: Rich Morales (Orioles)

Year	Club	AVG	G	AB	R	H	2B	3B	HR	RBI	SH	SF	HBP	BB	IBB	SO	SB	CS	GDP	SLG	OBP	E
2016	—Aberdeen	.258	34	128	13	33	6	1	0	18	0	0	8	0	36	2	2	3	.320	.301	2	
2017	—Delmarva	.253	127	491	55	124	27	3	13	77	1	3	6	43	1	133	1	2	9	.399	.319	9
2018	—Frederick	.253	131	494	62	125	19	2	17	64	2	4	4	39	1	105	0	1	13	.403	.311	12
2019	—Bowie	.237	105	350	50	83	21	1	5	42	3	4	1	26	0	85	2	1	6	.346	.289	5
2020	—SL L Sloths (Ind.)	.261	18	46	7	12	5	0	1	3	0	0	0	5	0	13	2	0	1	.435	.333	-
	SL Skeeters (Ind.)	.071	6	14	1	1	0	0	0	0	0	0	0	1	0	7	0	0	0	0.071	.133	-
2021	—Tri-City	.000	1	2	0	0	0	0	0	0	0	0	0	2	0	1	0	0	0	.000	.500	0
	Salt Lake	.243	109	399	53	97	18	2	14	48	0	2	1	32	0	94	5	3	8	.404	.300	5
	IND. TOTALS	.217	24	60	8	13	5	0	1	3	0	0	0	6	0	20	2	0	1	.350	.288	-
	MINOR TOTALS	.248	507	1864	233	462	91	9	49	249	6	13	12	150	2	454	10	9	39	.385	.306	33

KYREN PARIS

INF

AGE: 20 BORN: Nov. 11, 2001 in Berkeley, CA

RESIDES: Oakley, CA

HT.: 6-0 WT.: 165

BATS & THROWS: Right

ACQUIRED: Second round of 2019 First-Year Player Draft

HIGH SCHOOL: Freedom HS (Oakley, CA)

COLLEGE: —

FULL NAME: Kyren Terrell Paris

SIGNED BY: Brian Tripp (Angels)

Year	Club	AVG	G	AB	R	H	2B	3B	HR	RBI	SH	SF	HBP	BB	IBB	SO	SB	CS	GDP	SLG	OBP	E	
2019	—Angels (AZL)	.300	3	10	4	3	1	0	0	2	0	0	0	3	0	4	0	0	0	.400	.462	2	
2020	DID NOT PLAY - Participated at Angels Alternate Training Site																						
2021	—Inland Empire	.274	29	106	29	29	5	6	2	18	0	0	3	27	0	41	16	4	1	.491	.434	12	
	Angels (ACL)	.357	5	14	3	5	0	0	1	1	0	0	0	1	0	3	2	0	0	.571	.400	0	
	Tri-City	.231	13	52	6	12	2	1	1	6	0	0	1	2	0	20	4	0	2	.365	.273	4	
	MINOR TOTALS	.269	50	182	42	49	8	7	4	27	0	0	4	33	0	68	22	4	3	.456	.393	18	

MIKE PEABODY

OF

AGE: 23 BORN: Oct. 1, 1998 in Orange, CA

RESIDES: Tustin, CA

HT.: 6-4 WT.: 200

BATS: Left THROWS: Right

ACQUIRED: Signed as non-drafted free agent, July 14, 2021

HIGH SCHOOL: Mater Dei HS (Santa Ana, CA)

COLLEGE: University of California, Irvine

FULL NAME: Michael Thomas Peabody

SIGNED BY: Ben Diggins (Angels)

Year	Club	AVG	G	AB	R	H	2B	3B	HR	RBI	SH	SF	HBP	BB	IBB	SO	SB	CS	GDP	SLG	OBP	E
2021	—Tri-City	.000	2	5	0	0	0	0	0	0	0	0	0	0	0	2	0	0	0	.000	.000	0

ADRIAN PEÑA

RHP

AGE: 19 BORN: Nov. 11, 2002 in Miranda, VZ

RESIDES: Miranda, VZ

HT.: 6-4 WT.: 180

BATS & THROWS: Right

ACQUIRED: Signed as international free agent, July 2, 2019

HIGH SCHOOL: —

COLLEGE: —

FULL NAME: Adrian Alberto Pena Pereira

SIGNED BY: Andres Garcia, Joel Chicarelli & Ender Gonzalez (Angels)

Year	Club	W-L	ERA	G	GS	CG	GF	SHO	SV	IP	H	R	ER	HR	HB	BB	IBB	SO	WP	BK	BAA		
2020	DID NOT PLAY - No Minor League Season																						
2021	—Angels (DSL)	3-1	1.94	10	8	0	2	0	0	41.2	24	15	9	1	3	14	0	36	6	0	.160		

DIEGO PEREZ

OF

AGE: 18 BORN: July 7, 2003 in San Cristobal, DR

RESIDES: San Cristobal, DR

HT.: 6-3 WT.: 170

BATS: Left THROWS: Right

ACQUIRED: Signed as international free agent, July 8, 2019

HIGH SCHOOL: —

COLLEGE: —

FULL NAME: Diego Samil Perez Rodriguez

SIGNED BY: Frank Tejada (Angels)

Year	Club	AVG	G	AB	R	H	2B	3B	HR	RBI	SH	SF	HBP	BB	IBB	SO	SB	CS	GDP	SLG	OBP	E	
2020	DID NOT PLAY - No Minor League Season																						
2021	—Angels (DSL)	.184	23	38	6	7	0	0	2	13	0	0	5	7	0	20	7	1	1	.342	.380		



ANDREW PETERS

RHP

AGE: 23 BORN: Nov. 25, 1998 in Palos Heights, IL

RESIDES: Morris, IL

HT.: 6-2 WT.: 190

BATS & THROWS: Right

ACQUIRED: 10th round of 2021 First-Year Player Draft

HIGH SCHOOL: Morris HS (IL)

COLLEGE: University of South Carolina

FULL NAME: Andrew Walter Peters

SIGNED BY: Nick Gorneault (Angels)

Year	Club	W-L	ERA	G	GS	CG	GF	SHO	SV	IP	H	R	ER	HR	HB	BB	IBB	SO	WP	BK	BAA
2021	Inland Empire	2-4	9.26	10	2	0	3	0	0	11.2	13	14	12	1	1	9	1	20	4	0	.283

ROBINSON PINA

RHP

AGE: 23 BORN: Nov. 26, 1998 in San Cristobal, DR

RESIDES: San Cristobal, DR

HT.: 6-4 WT.: 180

BATS & THROWS: Right

ACQUIRED: Signed as international free agent, Feb. 15, 2017

HIGH SCHOOL: —

COLLEGE: —

FULL NAME: Robinson Pina De Jesus

SIGNED BY: Francisco Tejada (Angels)

Year	Club	W-L	ERA	G	GS	CG	GF	SHO	SV	IP	H	R	ER	HR	HB	BB	IBB	SO	WP	BK	BAA
2017	—Angels (DSL)	1-2	3.68	15	11	0	0	0	0	51.1	35	26	21	0	3	24	0	47	8	1	.188
2018	—Angels (DSL)	2-0	4.02	8	0	0	8	0	1	15.2	12	10	7	0	2	6	0	26	2	0	.214
	Angels (AZL)	1-1	3.14	6	1	0	1	0	0	14.1	12	9	5	0	0	5	0	17	4	0	.218
	Orem	1-1	3.21	5	0	0	0	0	0	14.0	13	6	5	1	3	8	0	18	2	0	.245
2019	—Burlington	5-8	3.83	26	21	0	4	0	1	108.0	85	58	46	5	9	61	0	146	7	1	.213
2020	—	DID NOT PLAY - No Minor League Season																			
2021	—Tri-City	2-7	4.40	13	13	0	0	0	0	57.1	38	29	28	4	4	41	0	85	5	2	.191
	Inland Empire	0-0	1.19	4	4	0	0	0	0	22.2	15	3	3	2	0	6	0	33	2	0	.185
	Rocket City	0-3	9.39	4	4	0	0	0	0	15.1	19	16	16	7	4	9	0	22	3	0	.297
MINOR TOTALS		12-22	3.95	81	54	0	13	0	2	298.2	229	157	131	19	25	160	0	394	33	4	.210

ADRIAN PLACENCIA

INF

AGE: 18 BORN: June 2, 2003 in Los Alcarrazos, DR

RESIDES: Santiago, DR

HT.: 5-11 WT.: 155

BATS: Switch THROWS: Right

ACQUIRED: Signed as international free agent, July 2, 2019

HIGH SCHOOL: —

COLLEGE: —

FULL NAME: Adrian Placencia Feliz

SIGNED BY: Jochy Cabrera & Rusbell Cabrera (Angels)

Year	Club	AVG	G	AB	R	H	2B	3B	HR	RBI	SH	SF	HBP	BB	IBB	SO	SB	CS	GDP	SLG	OBP	E
2020	—	DID NOT PLAY - No Minor League Season																				
2021	—Angels (ACL)	.175	43	143	29	25	3	3	5	19	0	0	4	28	0	49	4	2	3	.343	.326	11

STRATON PODARAS

C

AGE: 24 BORN: Dec. 9, 1997 in New Hyde Park, NY

RESIDES: Glen Head, NY

HT.: 6-1 WT.: 210

BATS & THROWS: Right

ACQUIRED: Signed as non-drafted free agent, July 16, 2021

HIGH SCHOOL: Chaminade HS (NY)

COLLEGE: Radford University

FULL NAME: Straton Connor Podaras

SIGNED BY: —

Year	Club	AVG	G	AB	R	H	2B	3B	HR	RBI	SH	SF	HBP	BB	IBB	SO	SB	CS	GDP	SLG	OBP	E
2021	—Angels (ACL)	.375	17	48	9	18	5	1	1	13	0	0	7	7	0	11	1	0	1	.583	.516	5

DANIEL PONCE DE LEON

RHP

For information, see 2022 Angels Players Section.

EDGAR QUERO

C

AGE: 18 BORN: Apr. 6, 2003 in Cienfuegos, Cuba

RESIDES: San Pedro de Macoris, DR

HT.: 5-11 WT.: 170

BATS: Switch THROWS: Right

ACQUIRED: Signed as international free agent, Feb. 26, 2021

HIGH SCHOOL: —

COLLEGE: —

FULL NAME: Edgar Yoel Quero

SIGNED BY: Brian Parker (Angels)

Year	Club	AVG	G	AB	R	H	2B	3B	HR	RBI	SH	SF	HBP	BB	IBB	SO	SB	CS	GDP	SLG	OBP	E
2021	—Angels (ACL)	.253	29	87	21	22	8	1	4	24	0	0	6	23	0	28	1	1	1	.506	.440	3
	Inland Empire	.206	10	34	2	7	2	0	1	6	0	2	1	5	0	16	1	0	0	.353	.310	0
MINOR TOTALS		.240	39	121	23	29	10	1	5	30	0	2	7	28	0	44	2	1	1	.463	.405	3

SANTIAGO QUINTERO

LHP

AGE: 16 BORN: Apr. 16, 2005 in Barquisimeto, VZ

RESIDES: Barquisimeto, VZ

HT.: 6-3 WT.: 180

BATS & THROWS: Left

ACQUIRED: Signed as international free agent, Jan. 21, 2022

HIGH SCHOOL: —

COLLEGE: —

FULL NAME: Santiago Quintero

SIGNED BY: Vicente Lupo (Angels)

Year	Club	W-L	ERA	G	GS	CG	GF	SHO	SV	IP	H	R	ER	HR	HB	BB	IBB	SO	WP	BK	BAA
Will make professional debut in 2022																					



NELSON RADA

C

AGE: 16 **BORN:** Aug. 24, 2005 in Valencia, VZ
BATS & THROWS: Left
HIGH SCHOOL: —

RESIDES: Valencia, VZ **HT:** 5-10 **WT:** 160
ACQUIRED: Signed as international free agent, Jan. 15, 2022
COLLEGE: —

FULL NAME: Nelson Gabriel Rada

SIGNED BY: Marlon Urdaneta & Joel Chicarelli (Angels)

Year	Club	AVG	G	AB	R	H	2B	3B	HR	RBI	SH	SF	HBP	BB	IBB	SO	SB	CS	GDP	SLG	OBP	E
Will make professional debut in 2022																						

ALEXANDER RAMIREZ

OF

AGE: 19 **BORN:** Aug. 29, 2002 in San Cristobal, DR
BATS & THROWS: Right
HIGH SCHOOL: —

RESIDES: San Cristobal, DR **HT:** 6-2 **WT:** 180
ACQUIRED: Signed as international free agent, Aug. 29, 2018
COLLEGE: —

FULL NAME: Alexander Ramirez

SIGNED BY: Frank Tejada (Angels)

Year	Club	AVG	G	AB	R	H	2B	3B	HR	RBI	SH	SF	HBP	BB	IBB	SO	SB	CS	GDP	SLG	OBP	E
2019	—Angels (AZL)	.234	39	154	37	36	8	5	4	19	0	1	6	16	0	59	6	0	0	.429	.328	3
<i>DID NOT PLAY - No Minor League Season</i>																						
2021	—Angels (ACL)	.276	35	127	30	35	7	4	5	27	0	1	4	22	0	50	3	3	3	.512	.396	1
	Inland Empire	.083	19	72	4	6	0	1	0	4	0	0	2	7	0	34	1	1	1	.111	.185	1
MINOR TOTALS		.218	93	353	71	77	15	10	9	50	0	2	12	45	0	143	10	4	4	.394	.325	5

AJ RAMOS

RHP

For information, see 2022 Angels Players Section.

CARLOS REINA

C

AGE: 23 **BORN:** Dec. 11, 1998 in Maracay, VZ
BATS: Switch **THROWS:** Right
HIGH SCHOOL: —

RESIDES: Mariara, VZ **HT:** 6-0 **WT:** 175
ACQUIRED: From Cincinnati in AAA Rule 5 Draft, Dec. 12, 2019
COLLEGE: —

FULL NAME: Carlos Ruben Reina

SIGNED BY: Jose Fuentes (Reds)

Year	Club	AVG	G	AB	R	H	2B	3B	HR	RBI	SH	SF	HBP	BB	IBB	SO	SB	CS	GDP	SLG	OBP	E
2016	—Rojos (DSL)	.255	49	149	23	38	7	4	0	17	0	2	3	24	0	33	6	2	3	.356	.365	6
2017	—Rojos (DSL)	.324	46	139	27	45	6	2	1	20	0	3	0	17	0	24	3	2	5	.417	.390	3
2018	—Reds (AZL)	.220	26	82	14	18	4	2	2	11	0	1	3	10	0	18	3	0	2	.390	.323	3
2019	—Billings	.000	3	7	1	0	0	0	0	0	0	0	1	0	0	4	0	0	0	.000	.125	1
	Greeneville	.194	43	139	22	27	13	0	2	15	0	3	26	1	40	3	2	1	.331	.333	6	
<i>DID NOT PLAY - No Minor League Season</i>																						
2020	—																					
2021	—Tri-City	.133	4	15	1	2	0	0	0	0	0	0	0	1	0	7	0	0	0	.133	.188	1
	Inland Empire	.192	30	104	13	20	4	0	1	7	0	1	3	12	0	35	0	0	6	.260	.292	2
	Angels (ACL)	.100	3	10	0	1	0	0	0	0	0	0	0	0	0	7	0	0	0	.100	.100	1
MINOR TOTALS		.234	204	645	101	151	34	8	6	70	0	7	13	90	1	168	15	6	17	.340	.336	23

DAYAN REINOSO

RHP

AGE: 23 **BORN:** Aug. 27, 1998 in Paterson, NJ
BATS & THROWS: Right
HIGH SCHOOL: Hazleton Area HS (PA)

RESIDES: Hazelton, PA **HT:** 6-1 **WT:** 210
ACQUIRED: Signed as non-drafted free agent, July 31, 2021
COLLEGE: Erskine College (SC)

FULL NAME: Dayan Reinoso

SIGNED BY: —

Year	Club	W-L	ERA	G	GS	CG	GF	SHO	SV	IP	H	R	ER	HR	HB	BB	IBB	SO	WP	BK	BAA
2021	—Angels (ACL)	0-0	0.00	2	0	0	1	0	0	2.0	1	1	0	0	0	1	0	2	2	0	.143

GERARDO REYES

RHP

AGE: 28 **BORN:** May 13, 1993 in Ciudad Victoria, Mexico
BATS & THROWS: Right
HIGH SCHOOL: Hidalgo HS (TX)

RESIDES: Ciudad Victoria, Mexico **HT:** 5-11 **WT:** 195
ACQUIRED: From San Diego for C Jason Castro, Aug. 30, 2020
COLLEGE: Galveston College (TX)

FULL NAME: Gerardo Reyes

SIGNED BY: Pat Murphy (Rays)

Year	Club	W-L	ERA	G	GS	CG	GF	SHO	SV	IP	H	R	ER	HR	HB	BB	IBB	SO	WP	BK	BAA	
2014	—Hudson Valley	2-1	4.09	20	0	0	8	0	3	33.0	32	16	51	2	5	9	1	39	5	1	.258	
2015	—Lake Elsinore									<i>INJURED — DID NOT PLAY</i>												
2016	—Fort Wayne	3-2	2.10	18	0	0	17	0	5	25.2	23	8	6	1	2	10	2	18	3	0	.247	
	Lake Elsinore	1-3	5.00	22	0	0	4	0	1	27.0	24	18	15	2	3	14	1	29	3	0	.242	
2017	—Lake Elsinore	3-3	2.63	47	0	0	30	0	5	61.2	54	22	18	3	2	31	0	65	10	0	.240	
2018	—Lake Elsinore	0-1	2.20	14	0	0	8	0	1	16.1	11	4	4	0	2	12	1	20	0	0	.200	
	San Antonio	1-2	3.00	31	0	0	14	0	1	39.0	32	20	13	1	5	17	0	49	1	0	.222	
2019	—El Paso	4-2	3.57	34	0	0	16	0	3	45.1	39	22	18	8	2	20	0	61	1	0	.232	
	SAN DIEGO	4-0	7.62	27	0	0	9	0	0	26.0	24	22	22	3	3	11	1	38	3	0	.240	
<i>DID NOT PLAY — Participated at Padres Alternate Training Site</i>																						
<i>DID NOT PLAY — Participated at Angels Alternate Training Site</i>																						
<i>INJURED — DID NOT PLAY</i>																						
2021	—LAA									26.0	24	22	22	3	3	11	1	38	3	0	.240	
MAJOR TOTALS		4-0	7.62	27	0	0	9	0	0	248.0	215	110	89	17	21	113	5	281	23	1	.237	
MINOR TOTALS		14-14	3.23	186	0	0	97	0	19													



JOSE REYES

OF

AGE: 21 BORN: Sept. 22, 2000 in Santiago, DR

RESIDES: Santiago, DR

HT.: 6-2 WT.: 180

BATS & THROWS: Right

ACQUIRED: Signed as international free agent, July 2, 2017

HIGH SCHOOL: —

COLLEGE: —

FULL NAME: Jose Simon Reyes Mauriz

SIGNED BY: Jochy Cabrera (Angels)

Year	Club	AVG	G	AB	R	H	2B	3B	HR	RBI	SH	SF	HBP	BB	IBB	SO	SB	CS	GDP	SLG	OBP	E
2018	—Angels (DSL)	.225	63	227	36	51	12	8	2	27	0	2	4	37	1	74	9	6	4	.374	.341	3
2019	—Angels (AZL)	.237	47	186	28	44	11	6	1	22	0	0	1	22	1	59	5	3	2	.376	.321	10
	Orem	.263	10	38	6	10	1	0	3	8	0	0	1	4	0	13	0	0	0	.526	.349	0
2020	—	DID NOT PLAY - No Minor League Season																				
2021	—Inland Empire	.212	90	325	35	69	13	4	6	45	0	4	2	25	0	117	1	2	4	.332	.270	4
MINOR TOTALS		.224	210	776	105	174	37	18	12	102	0	6	8	88	2	263	15	11	10	.365	.308	17

YOKELVIN REYES

LHP

AGE: 18 BORN: Mar. 29, 2004 in San Cristobal, DR

RESIDES: San Cristobal, DR

HT.: 6-1 WT.: 195

BATS & THROWS: Left

ACQUIRED: Signed as international free agent, Apr. 15, 2021

HIGH SCHOOL: —

COLLEGE: —

FULL NAME: Yokelvin Reyes

SIGNED BY: Rusbell Cabrera (Angels)

Year	Club	W-L	ERA	G	GS	CG	GF	SHO	SV	IP	H	R	ER	HR	HB	BB	IBB	SO	WP	BK	BAA
2021	—Angels (DSL)	3-1	3.10	12	1	0	2	0	1	20.1	17	8	7	0	2	17	0	26	4	1	.239

STEVEN RIVAS

OF

AGE: 22 BORN: June 28, 1999 in Loma Linda, CA

RESIDES: Rancho Cucamonga, CA

HT.: 6-1 WT.: 210

BATS & THROWS: Left

ACQUIRED: Signed as non-drafted free agent, July 15, 2021

HIGH SCHOOL: Etiwanda HS (CA)

COLLEGE: Long Beach State/Coll. of Southern Nevada/Univ. of Houston

FULL NAME: Steven Gustavo Rivas

SIGNED BY: Brian Gordon (Angels)

Year	Club	AVG	G	AB	R	H	2B	3B	HR	RBI	SH	SF	HBP	BB	IBB	SO	SB	CS	GDP	SLG	OBP	E
2021	—Tri-City	.145	27	83	8	12	2	0	3	6	0	1	1	6	0	32	2	0	2	.277	.209	2

ERIK REYER

LHP/DH

AGE: 20 BORN: Apr. 2, 2001 in Caguas, PR

RESIDES: Caguas, PR

HT.: 6-2 WT.: 200

BATS & THROWS: Left

ACQUIRED: Fourth round of 2019 First-Year Player Draft

HIGH SCHOOL: Puerto Rico Baseball Academy (Gurabo)

COLLEGE: —

FULL NAME: Erik Manuelle Rivera

SIGNED BY: Ralph Reyes (Angels)

Pitching:

Year	Club	W-L	ERA	G	GS	CG	GF	SHO	SV	IP	H	R	ER	HR	HB	BB	IBB	SO	WP	BK	BAA	
2019	—	DID NOT PITCH																				
2020	—	DID NOT PLAY - No Minor League Season																				
2021	—Inland Empire	0-0	0.00	1	1	0	0	0	0	3.1	1	0	0	0	1	1	0	6	0	0	.091	

Batting:

Year	Club	AVG	G	AB	R	H	2B	3B	HR	RBI	SH	SF	HBP	BB	IBB	SO	SB	CS	GDP	SLG	OBP	E
2019	—Angels (AZL)	.208	21	72	8	15	4	0	0	9	0	0	2	9	0	31	0	0	0	.264	.313	0
2020	—	DID NOT PLAY - No Minor League Season																				
2021	—Inland Empire	DID NOT BAT																				

WILLIAM RIVERA

OF

AGE: 21 BORN: Apr. 21, 2000 in San Juan, PR

RESIDES: Gurabo, PR

HT.: 6-3 WT.: 185

BATS & THROWS: Right

ACQUIRED: 23rd round of 2018 First-Year Player Draft

HIGH SCHOOL: Puerto Rico Baseball Academy (Gurabo)

COLLEGE: —

FULL NAME: William Miguel Rivera Roldan

SIGNED BY: Ralph Reyes (Angels)

Year	Club	AVG	G	AB	R	H	2B	3B	HR	RBI	SH	SF	HBP	BB	IBB	SO	SB	CS	GDP	SLG	OBP	E
2018	—Angels (AZL)	.152	27	92	5	14	1	0	0	2	0	0	2	8	0	36	1	0	2	.163	.235	1
2019	—Angels (AZL)	.194	26	93	18	18	3	0	0	13	0	0	3	11	0	29	1	2	1	.226	.299	2
2020	—	DID NOT PLAY - No Minor League Season																				
2021	—Inland Empire	.286	6	21	6	6	0	0	0	2	0	0	0	5	0	4	2	0	0	.286	.423	1
	Angels (ACL)	.189	14	37	2	7	0	0	0	3	0	0	2	2	0	10	1	0	3	.189	.268	0
	Tri-City	.059	5	17	0	1	0	0	0	1	0	1	0	0	0	7	0	0	3	.059	.056	1
MINOR TOTALS		.177	78	260	31	46	4	0	0	21	0	1	7	26	0	86	5	2	9	.192	.269	5

ELIEZER RIVERO

C

AGE: 17 BORN: Mar. 29, 2005 in Valencia, VZ

RESIDES: Valencia, VZ

HT.: 6-0 WT.: 180

BATS & THROWS: Right

ACQUIRED: Signed as international free agent, Jan. 15, 2022

HIGH SCHOOL: —

COLLEGE: —

FULL NAME: Eliezer Jose Rivero

SIGNED BY: Marlon Urdaneta & Joel Chicarelli (Angels)

Year	Club	AVG	G	AB	R	H	2B	3B	HR	RBI	SH	SF	HBP	BB	IBB	SO	SB	CS	GDP	SLG	OBP	E	
																						Will make professional debut in 2022	



ALEJANDRO RODRIGUEZ

LHP

AGE: 17 BORN: Nov. 15, 2004 in Porlamar, VZ RESIDES: Porlamar, VZ HT.: 6-0 WT.: 170
 BATS & THROWS: Left ACQUIRED: Signed as international free agent, Jan. 15, 2022
 HIGH SCHOOL: — COLLEGE: —
 FULL NAME: Alejandro Jose Rodriguez SIGNED BY: Vicente Lupo (Angels)
 Year Club W-L ERA G GS CG GF SHO SV IP H R ER HR HB BB IBB SO WP BK BAA
 Will make professional debut in 2022

GABRIEL RODRIGUEZ

C

AGE: 19 BORN: Sept. 29, 2002 in Barquisimeto, VZ RESIDES: Lara, VZ HT.: 6-1 WT.: 155
 BATS & THROWS: Right ACQUIRED: Signed as international free agent, July 2, 2019
 HIGH SCHOOL: — COLLEGE: —
 FULL NAME: Gabriel Antonio Rodriguez Salazar SIGNED BY: Andres Garcia & Joel Chicarelli (Angels)
 Year Club AVG G AB R H 2B 3B HR RBI SH SF HBP BB IBB SO SB CS GDP SLG OBP E
 2020— DID NOT PLAY - No Minor League Season
 2021—Angels (ACL) .286 21 63 6 18 5 0 1 10 0 1 2 3 0 15 0 0 1 .413 .333 4

LUIS RODRIGUEZ

INF

AGE: 17 BORN: Dec. 22, 2004 in Valencia, VZ RESIDES: Valencia, VZ HT.: 6-1 WT.: 175
 BATS & THROWS: Right ACQUIRED: Signed as international free agent, Jan. 15, 2022
 HIGH SCHOOL: — COLLEGE: —
 FULL NAME: Luis Eduardo Rodriguez SIGNED BY: Marlon Urdaneta/Joel Chicarelli (Angels)
 Year Club AVG G AB R H 2B 3B HR RBI SH SF HBP BB IBB SO SB CS GDP SLG OBP E
 Will make professional debut in 2022

KEITH ROGALLA

RHP

AGE: 26 BORN: Sept. 15, 1995 in Melrose Park, IL RESIDES: Oak Park, IL HT.: 6-3 WT.: 205
 BATS & THROWS: Right ACQUIRED: 12th round of 2017 First-Year Player Draft
 HIGH SCHOOL: Oak Park-River Forest HS (IL) COLLEGE: Creighton University (Omaha, NE)
 FULL NAME: Keith Edward Rogalla SIGNED BY: Joel Murrrie (Angels)
 Year Club W-L ERA G GS CG GF SHO SV IP H R ER HR HB BB IBB SO WP BK BAA
 2017—Orem 0-1 4.38 14 0 0 2 0 0 24.2 21 12 12 1 1 18 1 26 2 0 .228
 2018—Burlington 0-0 1.93 2 2 0 0 0 0 4.2 4 1 1 0 0 4 0 7 1 0 .222
 2019—Angels (AZL) 0-3 18.47 5 0 0 4 0 0 6.1 14 17 13 0 1 11 0 8 0 0 .412
 Orem 0-1 7.94 2 2 0 0 0 0 5.2 10 5 5 0 0 1 0 6 0 0 .400
 Burlington 1-2 3.80 6 4 0 1 0 0 23.2 22 10 10 1 0 10 0 29 2 0 .244
 2020— DID NOT PLAY - No Minor League Season
 2021—Rocket City 2-3 3.83 29 0 0 13 0 3 42.1 44 19 18 2 2 14 0 44 5 1 .270
 Salt Lake 0-0 0.00 2 0 0 0 0 0 2.1 0 0 0 0 1 0 0 0 0 .000
 MINOR TOTALS 3-10 4.84 60 12 0 16 0 3 109.2 115 64 59 4 5 58 1 120 10 1 .268

AUSTIN ROMINE

C

For information, see 2022 Angels Players Section.

KENNY ROSENBERG

LHP

AGE: 26 BORN: July 9, 1995 in New York, NY RESIDES: Santa Clarita, CA HT.: 6-1 WT.: 195
 BATS & THROWS: Left ACQUIRED: From Tampa Bay in AAA Rule 5 Draft, Dec. 8, 2021
 HIGH SCHOOL: Tamalpais HS (CA) COLLEGE: California State University, Northridge
 FULL NAME: Kenneth Rosenberg SIGNED BY: Greg Whitworth (Rays)
 Year Club W-L ERA G GS CG GF SHO SV IP H R ER HR HB BB IBB SO WP BK BAA
 2016—Princeton 0-1 5.87 3 1 0 0 0 0 7.2 8 5 5 1 0 2 0 6 1 0 .286
 Rays (GCL) 1-1 1.31 9 0 0 4 0 2 20.2 15 5 3 1 0 4 0 27 3 0 .208
 2017—Bowling Green 7-7 4.28 24 20 0 2 0 1 113.2 118 62 54 15 4 40 1 133 9 1 .270
 2018—Charlotte 11-2 4.86 25 17 0 0 0 0 113.0 119 67 61 10 7 49 1 106 13 3 .267
 2019—Montgomery 11-4 3.29 25 16 0 2 0 0 134.0 118 52 49 10 4 55 0 108 7 1 .240
 Durham 0-1 7.20 1 1 0 0 0 0 5.0 5 4 4 1 0 4 0 6 0 0 .278
 2020— DID NOT PLAY - No Minor League Season
 2021—Rays (FCL) 0-0 4.50 2 2 0 0 0 0 6.0 5 3 3 1 1 1 0 10 0 0 .217
 Montgomery 0-1 3.60 2 2 0 0 0 0 5.0 3 4 2 1 0 4 0 6 0 0 .176
 Durham 4-0 2.35 14 0 0 4 0 1 30.2 26 8 8 4 1 11 1 43 2 0 .239
 MINOR TOTALS 34-17 3.90 105 59 0 12 0 4 435.2 417 210 189 44 17 170 3 445 35 5 .254

MINOR LEAGUE



JORGE RUIZ

OF

AGE: 17 BORN: June 30, 2004 in Valencia, VZ

RESIDES: San Cristobal, DR HT.: 5-10 WT.: 165

BATS & THROWS: Left

ACQUIRED: Signed as international free agent, May 12, 2021

HIGH SCHOOL: —

COLLEGE: —

FULL NAME: Jorge Alejandro Ruiz

SIGNED BY: Felix Feliz (Angels)

Year	Club	AVG	G	AB	R	H	2B	3B	HR	RBI	SH	SF	HBP	BB	IBB	SO	SB	CS	GDP	SLG	OBP	E
2021	—Angels (DSL)	.270	53	174	32	47	9	2	1	15	2	3	11	22	0	25	19	6	1	.362	.381	1

JOSE SALVADOR

LHP

AGE: 22 BORN: Sept. 21, 1999 in Santa Domingo, DR

RESIDES: Santo Domingo, DR HT.: 6-2 WT.: 170

BATS & THROWS: Left

ACQUIRED: From Reds for Brian Goodwin, Sept. 2, 2020

HIGH SCHOOL: —

COLLEGE: —

FULL NAME: Jose Daniel Salvador

SIGNED BY: Gary Peralta (Reds)

Year	Club	W-L	ERA	G	GS	CG	GF	SHO	SV	IP	H	R	ER	HR	HB	BB	IBB	SO	WP	BK	BAA	
2018	—Reds (DSL)	3-0	1.18	14	12	0	0	0	0	53.1	28	8	7	0	3	20	0	72	10	1	.155	
2019	—Billings	0-0	3.86	3	3	0	0	0	0	11.2	10	5	5	1	0	3	0	15	1	0	.213	
	—Greenville	2-3	5.05	11	11	0	0	0	0	46.1	50	27	26	6	1	16	0	57	9	1	.273	
2020	—	<i>DID NOT PLAY - Participated at Reds Alternate Training Site</i>																				
2021	—Inland Empire	6-6	5.91	20	17	0	0	0	0	96.0	100	66	63	10	6	47	0	115	14	0	.272	
MINOR TOTALS		11-9	4.38	48	43	0	0	0	0	207.1	188	106	101	17	10	86	0	259	34	2	.241	

EDWIN SANCHEZ

RHP

AGE: 21 BORN: Nov. 3, 2000 in Caguas, PR

RESIDES: Gurabo, PR HT.: 6-0 WT.: 160

BATS & THROWS: Right

ACQUIRED: 13th round of 2019 First Year Player Draft

HIGH SCHOOL: B-You Academy (PR)

COLLEGE: —

FULL NAME: Edwin Jonays Sanchez

SIGNED BY: Ralph Reyes (Angels)

Year	Club	W-L	ERA	G	GS	CG	GF	SHO	SV	IP	H	R	ER	HR	HB	BB	IBB	SO	WP	BK	BAA	
2019	—	<i>DID NOT PLAY</i>																				
2020	—	<i>DID NOT PLAY - No Minor League Season</i>																				
2021	—Angels (ACL)	2-1	2.39	7	3	0	0	0	0	26.1	23	9	7	1	1	7	0	22	1	1	.237	

NATANAEL SANTANA

OF

AGE: 20 BORN: July 27, 2001 in Maimon, DR

RESIDES: Higuey, DR HT.: 6-3 WT.: 190

BATS & THROWS: Right

ACQUIRED: Signed as international free agent, Apr. 1, 2019

HIGH SCHOOL: —

COLLEGE: —

FULL NAME: Natanael Santana Louis

SIGNED BY: Giovanni Hernandez, Aneudi Mercado & Joel Chicarelli (Angels)

Year	Club	AVG	G	AB	R	H	2B	3B	HR	RBI	SH	SF	HBP	BB	IBB	SO	SB	CS	GDP	SLG	OBP	E
2019	—Angels (DSL)	.258	54	182	34	47	5	1	5	27	0	2	10	34	0	66	12	4	0	.379	.399	4
2020	—	<i>DID NOT PLAY - No Minor League Season</i>																				
2021	—Angels (ACL)	.239	48	163	30	39	8	2	2	14	0	1	7	11	0	70	13	2	0	.350	.313	3
MINOR TOTALS		.249	102	345	64	86	13	3	7	41	0	3	17	45	0	136	25	6	0	.365	.361	7

ANTHONY SCULL

OF

AGE: 18 BORN: Jan. 26, 2004 in La Habana, Cuba

RESIDES: Dominican Republic HT.: 6-0 WT.: 165

BATS & THROWS: Left

ACQUIRED: Signed as international free agent, Sept. 6, 2021

HIGH SCHOOL: —

COLLEGE: —

FULL NAME: Anthony Bruno Scull

SIGNED BY: Rusbell Cabrera (Angels)

Year	Club	AVG	G	AB	R	H	2B	3B	HR	RBI	SH	SF	HBP	BB	IBB	SO	SB	CS	GDP	SLG	OBP	E
2021	—Angels (DSL)	.115	10	26	6	3	0	1	0	7	0	2	2	3	0	11	3	0	0	.192	.242	1

DAWRY SEGURA

RHP

AGE: 18 BORN: Aug. 5, 2003 in Moca, DR

RESIDES: Moca, DR HT.: 6-2 WT.: 140

BATS & THROWS: Right

ACQUIRED: Signed as international free agent, Aug. 5, 2019

HIGH SCHOOL: —

COLLEGE: —

FULL NAME: Dawry Segura Almanzar

SIGNED BY: Jochy Cabrera & Aneudi Mercado (Angels)

Year	Club	W-L	ERA	G	GS	CG	GF	SHO	SV	IP	H	R	ER	HR	HB	BB	IBB	SO	WP	BK	BAA	
2020	—	<i>DID NOT PLAY - No Minor League Season</i>																				
2021	—Angels (DSL)	1-0	2.97	8	5	0	2	0	0	30.1	29	10	10	3	2	3	0	24	5	1	.250	

HAYDEN SEIG

RHP

AGE: 23 BORN: Sept. 10, 1998 in Mechanicsburg, PA

RESIDES: Mechanicsburg, PA HT.: 6-5 WT.: 225

BATS & THROWS: Right

ACQUIRED: Signed as non-drafted free agent, Aug. 9, 2021

HIGH SCHOOL: Mechanicsburg HS (PA)

COLLEGE: St. Joseph's University (PA)

FULL NAME: Hayden John Seig

SIGNED BY: —

Year	Club	W-L	ERA	G	GS	CG	GF	SHO	SV	IP	H	R	ER	HR	HB	BB	IBB	SO	WP	BK	BAA
2021	—Fargo-Moor.(Ind.)	0-0	0.00	7	0	0	1	0	1	8.0	5	1	0	0	0	2	0	7	0	0	—



BLAKE SEIGLER

RHP

AGE: 24 **BORN:** Feb. 16, 1998 in North Augusta, SC **RESIDES:** North Augusta, SC **HT.:** 6-3 **WT.:** 205
BATS & THROWS: Right **ACQUIRED:** Signed as non-drafted free agent, Aug. 18, 2021
HIGH SCHOOL: North Augusta HS (SC) **COLLEGE:** University of South Carolina Aiken
FULL NAME: Blake Perry Seigler **SIGNED BY:** —

Year	Club	W-L	ERA	G	GS	CG	GF	SHO	SV	IP	H	R	ER	HR	HB	BB	IBB	SO	WP	BK	BAA
2021—	Angels (ACL)	0-0	0.00	2	0	0	0	0	0	3.1	0	0	0	0	1	1	0	4	0	0	.000
	Inland Empire	0-0	20.25	1	0	0	0	0	0	1.1	1	3	3	0	0	5	0	2	1	0	.200
MINOR TOTALS	0-0	5.79	3	0	0	0	0	0	0	4.2	1	3	3	0	1	6	0	6	1	0	.063

QUENTIN SELMA

INF

AGE: 23 **BORN:** June 8, 1998 in Clovis, CA **RESIDES:** Clovis, CA **HT.:** 6-3 **WT.:** 205
BATS: Left **THROWS:** Right **ACQUIRED:** Signed as non-drafted free agent, July 28, 2021
HIGH SCHOOL: Buchanan HS (CA) **COLLEGE:** University of California, Berkeley
FULL NAME: Quentin Bjorn Selma **SIGNED BY:** Scott Richardson (Angels)

Year	Club	AVG	G	AB	R	H	2B	3B	HR	RBI	SH	SF	HBP	BB	IBB	SO	SB	CS	GDP	SLG	OBP	E
2021—	Angels (ACL)	.275	12	40	8	11	3	0	1	7	0	0	0	6	0	11	1	0	0	.425	.370	0
	Tri-City	.143	5	14	0	2	0	0	0	0	0	0	1	3	0	8	0	0	0	.143	.333	0
MINOR TOTALS	0-0	.241	17	54	8	13	3	0	1	7	0	0	1	9	0	19	1	0	0	.352	.359	0

ADAM SEMINARIS

LHP

AGE: 23 **BORN:** Oct. 19, 1998 in Pomona, CA **RESIDES:** Chino Hills, CA **HT.:** 6-0 **WT.:** 185
BATS: Right **THROWS:** Left **ACQUIRED:** Fifth Round of 2020 First-Year Player Draft
HIGH SCHOOL: Ruben S. Ayala HS (Chino Hills, CA) **COLLEGE:** California State University, Long Beach
FULL NAME: Adam Joseph Seminaris **SIGNED BY:** Ben Diggins (Angels)

Year	Club	W-L	ERA	G	GS	CG	GF	SHO	SV	IP	H	R	ER	HR	HB	BB	IBB	SO	WP	BK	BAA	
2020—	<i>DID NOT PLAY - Participated at Angels Alternate Training Site</i>																					
2021—	Inland Empire	4-5	5.46	16	14	0	0	0	0	64.1	73	47	39	9	5	19	0	94	5	0	.275	
	Tri-City	2-0	2.84	4	4	0	0	0	0	19.0	15	6	6	0	0	7	0	18	2	0	.217	
MINOR TOTALS	6-5	4.86	20	18	0	0	0	0	0	83.1	88	53	45	9	5	19	0	112	7	0	.263	

MAGNEURIS SIERRA

OF

For information, see 2022 Angels Players Section.

ENDERJER SIFONTES

RHP

AGE: 19 **BORN:** Nov. 19, 2002 in Barcelona, VZ **RESIDES:** Bellflower, CA **HT.:** 6-0 **WT.:** 135
BATS & THROWS: Right **ACQUIRED:** Signed as international free agent, July 2, 2019
HIGH SCHOOL: — **COLLEGE:** —
FULL NAME: Enderjer Jose Sifontes Diaz **SIGNED BY:** Edner Gonzalez (Angels)

Year	Club	W-L	ERA	G	GS	CG	GF	SHO	SV	IP	H	R	ER	HR	HB	BB	IBB	SO	WP	BK	BAA	
2020—	<i>DID NOT PLAY - No Minor League Season</i>																					
2021—	Angels (DSL)	0-1	5.87	3	3	0	0	0	0	7.2	11	6	5	0	1	2	0	7	0	0	.324	

CHASE SILSETH

RHP

AGE: 21 **BORN:** May 18, 2000 in Farmington, NM **RESIDES:** Farmington, NM **HT.:** 6-0 **WT.:** 215
BATS & THROWS: Right **ACQUIRED:** 11th round of 2021 First-Year Player Draft
HIGH SCHOOL: Piedra Vista HS (NM) **COLLEGE:** Univ. of Tennessee/Coll. of Southern Nevada/Univ. of Arizona
FULL NAME: Chase Robert Silseth **SIGNED BY:** Jayson Durocher (Angels)

Year	Club	W-L	ERA	G	GS	CG	GF	SHO	SV	IP	H	R	ER	HR	HB	BB	IBB	SO	WP	BK	BAA
2021—	Angels (ACL)	0-0	4.50	1	0	0	0	0	0	2.0	1	1	1	0	0	1	0	4	0	0	.143
	Rocket City	0-2	13.50	2	2	0	0	0	0	3.1	6	6	5	1	0	0	0	3	1	0	.353
MINOR TOTALS	0-2	10.13	3	2	0	0	0	0	0	5.1	7	7	6	1	0	1	0	7	1	0	.292

JAKE SMITH

RHP

AGE: 22 **BORN:** Oct. 4, 1999 in Chapel Hill, NC **RESIDES:** Chapel Hill, NC **HT.:** 6-5 **WT.:** 200
BATS & THROWS: Right **ACQUIRED:** Sixth round of 2021 First-Year Player Draft
HIGH SCHOOL: Chapel Hill HS (NC) **COLLEGE:** Chipola Coll. (FL)/State Coll. of Florida/Univ. of Miami (FL)
FULL NAME: Jake Mason Smith **SIGNED BY:** Brandon McArthur (Angels)

Year	Club	W-L	ERA	G	GS	CG	GF	SHO	SV	IP	H	R	ER	HR	HB	BB	IBB	SO	WP	BK	BAA
2021—	Tri-City	1-1	5.56	5	3	0	0	0	0	11.1	15	7	7	4	2	3	0	13	0	0	.313



RYAN SMITH

LHP

AGE: 24 BORN: Aug. 13, 1997 in Queens, NY

RESIDES: Garden City, NY

HT.: 5-11 WT.: 185

BATS & THROWS: Left

ACQUIRED: 18th round of 2019 First-Year Player Draft

HIGH SCHOOL: Garden City HS (NY)

COLLEGE: Princeton University (NJ)

FULL NAME: Ryan William Smith

SIGNED BY: Ryan Leahy (Angels)

Year	Club	W-L	ERA	G	GS	CG	GF	SHO	SV	IP	H	R	ER	HR	HB	BB	IBB	SO	WP	BK	BAA
2019	Orem	0-2	5.26	19	0	0	6	0	0	25.2	25	17	15	5	1	12	0	37	1	0	.250
2020— <i>DID NOT PLAY - No Minor League Season</i>																					
2021	Inland Empire	2-1	1.63	5	4	0	0	0	0	27.2	14	5	5	2	2	7	0	44	2	0	.147
	Tri-City	3-3	3.74	8	8	0	0	0	0	45.2	32	21	19	7	2	7	0	52	2	0	.194
	Rocket City	2-2	4.28	6	6	0	0	0	0	33.2	42	18	16	5	0	8	0	36	1	0	.307
	Salt Lake	0-1	8.46	5	5	0	0	0	0	22.1	28	24	21	6	0	11	0	21	1	0	.292
MINOR TOTALS		7-9	4.41	43	23	0	6	0	0	155.0	141	85	76	25	5	45	0	190	7	0	.238

JOSE SORIANO

RHP

AGE: 23 BORN: Oct. 20, 1998 in Santo Domingo, DR

RESIDES: Boca Chica, DR

HT.: 6-3 WT.: 170

BATS & THROWS: Right

ACQUIRED: Returned from Pittsburgh (2020 Rule 5 pick), Nov. 14, 2021

HIGH SCHOOL: —

COLLEGE: —

FULL NAME: Jose Joaquin Soriano Santana

SIGNED BY: Domingo Garcia & Alfredo Ulloa (Angels)

Year	Club	W-L	ERA	G	GS	CG	GF	SHO	SV	IP	H	R	ER	HR	HB	BB	IBB	SO	WP	BK	BAA
2016	—(DSL)	3-5	1.58	14	14	0	0	0	0	57	37	22	10	2	7	30	0	45	8	0	.187
2017	—(AZL)	2-2	2.94	12	10	0	0	0	0	49	43	23	16	2	2	14	0	37	9	1	.234
	Orem	0-0	2.70	1	1	0	0	0	0	3.1	4	1	1	0	0	4	0	2	0	0	.308
2018	—(Burlington)	1-6	4.47	14	14	0	0	0	0	46.1	34	24	23	1	4	35	0	42	10	1	.217
2019	—(Burlington)	5-6	2.55	17	15	0	0	0	0	77.2	53	31	22	5	2	48	0	84	9	0	.197
	Angels (AZL)	0-1	1.93	3	3	0	0	0	0	4.2	5	5	1	0	0	3	0	8	2	0	.263
2020— <i>DID NOT PLAY - No Minor League Season</i>																					
2021	—(Bradenton)	0-0	14.73	2	2	0	0	0	0	3.2	6	7	6	0	0	3	0	6	0	0	.353
MINOR TOTALS		11-20	2.94	63	59	0	0	0	0	241.2	182	113	79	10	15	137	0	224	38	2	.212

LIVAN SOTO

INF

AGE: 21 BORN: June 22, 2000 in Valencia, VZ

RESIDES: Orlando, FL

HT.: 6-0 WT.: 160

BATS: Left THROWS: Right

ACQUIRED: Signed as international free agent, Dec. 15, 2017

HIGH SCHOOL: —

COLLEGE: —

FULL NAME: Livan Enrique Soto

SIGNED BY: Rolando Petit (Braves)

Year	Club	AVG	G	AB	R	H	2B	3B	HR	RBI	SH	SF	HBP	BB	IBB	SO	SB	CS	GDP	SLG	OBP	E
2017	—(Braves (GCL))	.225	47	173	24	39	5	0	0	14	3	3	2	27	0	26	7	3	3	.254	.332	12
2018	—(Orem)	.291	44	172	31	50	10	0	0	11	0	1	3	24	0	24	9	3	4	.349	.385	20
2019	—(Burlington)	.220	64	245	24	54	5	0	1	20	2	2	1	32	0	40	6	2	7	.253	.311	10
	Angels (AZL)	.214	7	28	4	6	2	0	0	1	0	0	0	1	0	4	0	2	1	.286	.241	2
2020—LAA <i>DID NOT PLAY - No Minor League Season</i>																						
2021	—(Tri-City)	.217	91	360	49	78	14	8★	7	36	0	5	2	39	0	99	14	5	5	.358	.293	13
	Rocket City	.225	12	40	3	9	1	0	0	4	0	0	1	3	0	11	0	0	0	.250	.296	1
MINOR TOTALS		.232	265	1018	135	236	37	8	8	86	5	11	9	126	0	204	36	15	20	.308	.319	58

MICHAEL STEFANI

INF

For information, see 2022 Angels Players Section.

JOHN SWANDA

RHP

AGE: 23 BORN: Mar. 18, 1999 in Des Moines, IA

RESIDES: Des Moines, IA

HT.: 6-2 WT.: 185

BATS & THROWS: Right

ACQUIRED: Fourth round of 2017 First-Year Player Draft

HIGH SCHOOL: Theodore Roosevelt HS (IA)

COLLEGE: —

FULL NAME: John Thomas Swanda

SIGNED BY: Joel Murrie (Angels)

Year	Club	W-L	ERA	G	GS	CG	GF	SHO	SV	IP	H	R	ER	HR	HB	BB	IBB	SO	WP	BK	BAA
2017	—(Angels (AZL))	1-2	9.31	7	1	0	0	0	0	9.2	13	10	10	1	1	6	1	6	3	0	.333
2018	—(Orem)	0-4	4.50	10	10	0	0	0	0	30.0	37	20	15	4	2	7	0	26	3	1	.291
2019	—(Burlington)	0-1	3.86	4	4	0	0	0	0	11.2	12	6	5	0	1	5	0	8	1	0	.255
2020— <i>DID NOT PLAY - No Minor League Season</i>																					
2021	—(Inland Empire)	7-5	4.14	20	15	0	2	0	0	104.1	104	61	48	13	3	33	0	92	13	0	.250
	Rocket City	0-1	10.57	2	2	0	0	0	0	7.2	12	9	9	1	2	2	0	2	1	0	.375
MINOR TOTALS		8-13	4.79	43	32	0	2	0	0	163.1	178	106	87	19	9	53	1	134	21	1	.269



CHAD SYKES

RHP

AGE: 26 BORN: Feb. 11, 1996 in Durham, NC

RESIDES: Ceedmoor, NC HT.: 5-11 WT.: 180

BATS & THROWS: Right

ACQUIRED: Tenth round of 2019 First-Year Player Draft

HIGH SCHOOL: Voyager Academy (Durham, NC)

COLLEGE: University of North Carolina at Greensboro

FULL NAME: Chad Mark Sykes

SIGNED BY: Chris McAlpin (Angels)

Year	Club	W-L	ERA	G	GS	CG	GF	SHO	SV	IP	H	R	ER	HR	HB	BB	IBB	SO	WP	BK	BAA	
2019	Orem	1-0	7.45	7	0	0	2	0	1	9.2	9	10	8	1	0	5	0	15	4	0	.220	
	Burlington	1-1	1.35	11	0	0	4	0	0	20.0	11	3	3	0	2	8	0	23	1	0	.159	
2020	—																					
DID NOT PLAY - No Minor League Season																						
2021	Tri-City	2-3	5.24	35	0	0	14	0	2	44.2	33	26	26	7	5	28	1	47	0	0	.204	
MINOR TOTALS		4-4	4.48	53	0	0	20	0	3	74.1	53	39	37	8	7	41	1	85	5	0	.195	

GABRIEL TAPIA

RHP

AGE: 19 BORN: May 20, 2002 in Valencia, VZ

RESIDES: Valencia, VZ HT.: 6-1 WT.: 160

BATS & THROWS: Right

ACQUIRED: Signed as international free agent, Dec. 20, 2018

HIGH SCHOOL: —

COLLEGE: —

FULL NAME: Alexander Gabriel Tapia Pimentel

SIGNED BY: Andres Garcia (Angels)

Year	Club	W-L	ERA	G	GS	CG	GF	SHO	SV	IP	H	R	ER	HR	HB	BB	IBB	SO	WP	BK	BAA	
2019	Angels (DSL)	2-1	2.57	12	8	0	1	0	1	49.0	43	17	14	1	1	13	0	47	7	0	.234	
2020	—																					
DID NOT PLAY - No Minor League Season																						
2021	Angels (ACL)	0-1	43.20	7	2	0	2	0	0	3.1	8	18	16	0	4	9	0	5	5	0	.421	
MINOR TOTALS		2-2	5.16	19	10	0	3	0	1	52.1	51	35	30	1	5	22	0	52	12	0	.251	

CRISTOFER TEJADA

RHP

AGE: 20 BORN: June 1, 2001 in Santo Domingo, DR

RESIDES: Santo Domingo, DR HT.: 6-1 WT.: 175

BATS & THROWS: Right

ACQUIRED: Signed as international free agent, July 2, 2019

HIGH SCHOOL: —

COLLEGE: —

FULL NAME: Cristofer Tejada

SIGNED BY: Rusbell Cabrera & Jochy Cabrera (Angels)

Year	Club	W-L	ERA	G	GS	CG	GF	SHO	SV	IP	H	R	ER	HR	HB	BB	IBB	SO	WP	BK	BAA	
2019	Angels (DSL)	0-2	6.19	6	3	0	0	0	0	16.0	17	13	11	3	0	7	0	17	1	0	.254	
2020	—																					
DID NOT PLAY - No Minor League Season																						
2021	Angela (ACL)	0-0	9.00	3	0	0	1	0	0	3.0	3	3	3	1	0	2	0	6	0	0	.231	
MINOR TOTALS		0-2	6.63	9	3	0	1	0	0	19.0	20	16	14	4	0	9	0	23	1	0	.250	

BRYCE TEODOSIO

OF

AGE: 22 BORN: June 18, 1999 in Greenville, SC

RESIDES: Simpsonville, SC HT.: 6-3 WT.: 220

BATS: Right THROWS: Left

ACQUIRED: Signed as non-drafted free agent, July 29, 2021

HIGH SCHOOL: Mauldin HS (SC)

COLLEGE: Clemson University

FULL NAME: Bryce Thomas Teodosio

SIGNED BY: Chris McAlpin (Angels)

Year	Club	AVG	G	AB	R	H	2B	3B	HR	RBI	SH	SF	HBP	BB	IBB	SO	SB	CS	GDP	SLG	OBP	E
2021	Angels (ACL)	.240	8	25	5	6	0	1	2	7	0	0	0	8	0	8	1	0	0	.560	.424	0
	Inland Empire	.279	17	68	9	19	8	0	1	8	0	0	0	5	0	28	4	3	2	.441	.329	1
MINOR TOTALS		.269	25	93	14	25	8	1	3	15	0	0	0	13	0	36	5	3	2	.473	.359	1

DILLON THOMAS

OF

For information, see 2022 Angels Players Section.

ERIC TORRES

LHP

AGE: 22 BORN: Sept. 22, 1999 in Milwaukee, WI

RESIDES: Milwaukee, WI HT.: 6-0 WT.: 195

BATS & THROWS: Left

ACQUIRED: 14th round of 2021 First-Year Player Draft

HIGH SCHOOL: Hamilton HS (WI)

COLLEGE: Kansas State University

FULL NAME: Eric Anthony Torres

SIGNED BY: Jayson Durocher (Angels)

Year	Club	W-L	ERA	G	GS	CG	GF	SHO	SV	IP	H	R	ER	HR	HB	BB	IBB	SO	WP	BK	BAA
2021	Tri-City	0-1	5.40	8	0	0	0	0	0	8.1	7	5	5	1	2	4	0	13	0	0	.219

JULIO TORRES

LHP

AGE: 18 BORN: May 30, 2003 in La Vega, DR

RESIDES: La Vega, DR HT.: 6-0 WT.: 165

BATS & THROWS: Left

ACQUIRED: Signed as international free agent, July 2, 2019

HIGH SCHOOL: —

COLLEGE: —

FULL NAME: Julio Torres

SIGNED BY: Jochy Cabrera & Aneudi Mercado (Angels)

Year	Club	W-L	ERA	G	GS	CG	GF	SHO	SV	IP	H	R	ER	HR	HB	BB	IBB	SO	WP	BK	BAA	
2020	—																					
DID NOT PLAY - No Minor League Season																						
2021	Angels (DSL)	0-3	9.17	12	4	0	3	0	0	17.2	17	21	18	2	6	22	0	18	5	0	.270	





LUCAS TORRES

C

AGE: 18 **BORN:** July 18, 2003 in Aibonito, PR **RESIDES:** Cayey, PR **HT.:** 5-10 **WT.:** 165
BATS & THROWS: Right **ACQUIRED:** Signed as non-drafted free agent, July 18, 2021
HIGH SCHOOL: Toritos HS (PR) **COLLEGE:** —
FULL NAME: Lucas Aod Torres **SIGNED BY:** Brandon McArthur (Angels)

Year	Club	AVG	G	AB	R	H	2B	3B	HR	RBI	SH	SF	HBP	BB	IBB	SO	SB	CS	GDP	SLG	OBP	E
Will make professional debut in 2022																						

LUIS TORRES

OF

AGE: 18 **BORN:** Jan. 12, 2004 in Santo Domingo, DR **RESIDES:** Santo Domingo, DR **HT.:** 6-3 **WT.:** 210
BATS & THROWS: Right **ACQUIRED:** Signed as international free agent, Feb. 7, 2022
HIGH SCHOOL: — **COLLEGE:** —
FULL NAME: Luis Torres **SIGNED BY:** Frank Tejada (Angels)

Year	Club	AVG	G	AB	R	H	2B	3B	HR	RBI	SH	SF	HBP	BB	IBB	SO	SB	CS	GDP	SLG	OBP	E
Will make professional debut in 2022																						

WALBERT URENA

RHP

AGE: 18 **BORN:** Jan. 25, 2004 in Mao, DR **RESIDES:** San Pedro de Macoris, DR **HT.:** 6-0 **WT.:** 170
BATS & THROWS: Right **ACQUIRED:** Signed as international free agent, Mar. 31, 2021
HIGH SCHOOL: — **COLLEGE:** —
FULL NAME: Walbert Jhoel Urena **SIGNED BY:** Jochy Cabrera (Angels)

Year	Club	W-L	ERA	G	GS	CG	GF	SHO	SV	IP	H	R	ER	HR	HB	BB	IBB	SO	WP	BK	BAA	
Will make professional debut in 2022																						

EDINSON VALDESPINA

RHP

AGE: 17 **BORN:** May 31, 2004 in San Cristobal, DR **RESIDES:** Santo Domingo, DR **HT.:** 6-6 **WT.:** 190
BATS & THROWS: Right **ACQUIRED:** Signed as international free agent, Feb. 26, 2021
HIGH SCHOOL: — **COLLEGE:** —
FULL NAME: Edinson Valdespina **SIGNED BY:** Rusbell Cabrera (Angels)

Year	Club	W-L	ERA	G	GS	CG	GF	SHO	SV	IP	H	R	ER	HR	HB	BB	IBB	SO	WP	BK	BAA
2021—Angels (DSL)	0-0	9.00	5	1	0	1	0	0	0	4.0	4	4	4	0	2	9	0	5	4	1	.286

CÉSAR VALDEZ

RHP

For information, see 2022 Angels Players Section.

REGGIE VALDEZ

RHP

AGE: 19 **BORN:** Oct. 15, 2002 in Nigua, DR **RESIDES:** Columbia, MD **HT.:** 6-2 **WT.:** 180
BATS & THROWS: Right **ACQUIRED:** Signed as international free agent, July 2, 2019
HIGH SCHOOL: — **COLLEGE:** —
FULL NAME: Reggie Sanders Valdez Creque **SIGNED BY:** Frank Tejada (Angels)

Year	Club	W-L	ERA	G	GS	CG	GF	SHO	SV	IP	H	R	ER	HR	HB	BB	IBB	SO	WP	BK	BAA	
2020—	DID NOT PLAY - No Minor League Season																					
2021—	INJURED — DID NOT PLAY																					

CONNOR VAN SCOYOC

RHP

AGE: 22 **BORN:** Nov. 26, 1999 in Cedar Rapids, IA **RESIDES:** Council Bluffs, IA **HT.:** 6-5 **WT.:** 200
BATS & THROWS: Right **ACQUIRED:** 11th round of 2018 First-Year Player Draft
HIGH SCHOOL: Jefferson HS (IA) **COLLEGE:** —
FULL NAME: Connor John Van Scoyoc **SIGNED BY:** Drew Dominguez (Angels)

Year	Club	W-L	ERA	G	GS	CG	GF	SHO	SV	IP	H	R	ER	HR	HB	BB	IBB	SO	WP	BK	BAA	
2018—	DID NOT PLAY																					
2019—Angels (AZL)	2-2	5.13	12	5	0	1	0	0	0	40.1	35	29	23	1	9	36	0	50	14	0	.230	
2020—	DID NOT PLAY - No Minor League Season																					
2021—Angels (ACL)	0-1	4.50	5	4	0	0	0	0	0	18.0	16	10	9	1	1	10	0	21	4	0	.235	
	Inland Empire	0-2	7.99	7	4	0	0	0	0	23.2	37	21	21	1	3	14	0	30	5	0	.366	
MINOR TOTALS	2-5	5.82	24	13	0	1	0	0	0	82.0	88	60	53	3	13	60	0	101	23	0	.274	

MARCO VEGA

RHP

AGE: 17 **BORN:** Oct. 25, 2004 in Las Tablas, Panama **RESIDES:** Las Tablas, Panama **HT.:** 6-2 **WT.:** 165
BATS & THROWS: Right **ACQUIRED:** Signed as international free agent, Jan. 15, 2022
HIGH SCHOOL: — **COLLEGE:** —
FULL NAME: Marco Antonio Vega **SIGNED BY:** Raul Gonzalez (Angels)

Year	Club	W-L	ERA	G	GS	CG	GF	SHO	SV	IP	H	R	ER	HR	HB	BB	IBB	SO	WP	BK	BAA	
Will make professional debut in 2022																						



GREG VELIZ

RHP

AGE: 24 **BORN:** Apr. 10, 1997 in Key West, FL
BATS: Left **THROWS:** Right
HIGH SCHOOL: North Broward Prep HS (Coconut Creek, FL)
FULL NAME: Gregory Waldo Veliz

RESIDES: Miami, FL **HT.:** 6-2 **WT.:** 200
ACQUIRED: 15th round of 2019 First-Year Player Draft
COLLEGE: University of Miami (Coral Gables)
SIGNED BY: Ralph Reyes (Angels)

Year	Club	W-L	ERA	G	GS	CG	GF	SHO	SV	IP	H	R	ER	HR	HB	BB	IBB	SO	WP	BK	BAA
2019	Orem	0-0	1.69	6	0	0	3	0	0	10.2	7	5	2	1	2	0	0	15	0	0	.175
	Burlington	2-2	4.82	13	0	0	8	0	2	18.2	16	13	10	1	1	9	0	21	3	0	.235
<i>DID NOT PLAY - No Minor League Season</i>																					
2020	—																				
2021	Tri-City	1-1	5.11	8	0	0	2	0	0	12.1	10	9	7	3	1	6	0	18	1	0	.213
MINOR TOTALS		3-3	4.10	27	0	0	13	0	2	41.2	33	27	19	5	4	15	0	54	4	0	.213

AROL VERA

INF

AGE: 19 **BORN:** Sept. 12, 2002 in Valencia, VZ
BATS: Switch **THROWS:** Right
HIGH SCHOOL: —
FULL NAME: Arol Josue Vera Perez

RESIDES: Valencia, VZ **HT.:** 6-3 **WT.:** 170
ACQUIRED: Signed as international free agent, July 2, 2019
COLLEGE: —
SIGNED BY: Andres Garcia & Joel Chicarelli (Angels)

Year	Club	AVG	G	AB	R	H	2B	3B	HR	RBI	SH	SF	HBP	BB	IBB	SO	SB	CS	GDP	SLG	OBP	E
<i>DID NOT PLAY - No Minor League Season</i>																						
2021	Angels (ACL)	.317	38	145	24	46	16	3	0	17	0	2	5	12	0	39	2	2	3	.469	.384	7
	Inland Empire	.280	19	82	10	23	0	0	0	5	0	0	2	6	0	20	9	2	1	.280	.344	2
MINOR TOTALS		.304	57	227	34	69	16	3	0	22	0	2	7	18	0	59	11	4	4	.401	.370	9

YEREMI VILLAHERMOSA

C

AGE: 19 **BORN:** Oct. 16, 2002 in Valencia, VZ
BATS: Switch **THROWS:** Right
HIGH SCHOOL: —
FULL NAME: Yeremi Xavier Villahermosa Pina

RESIDES: Bellflower, CA **HT.:** 5-9 **WT.:** 150
ACQUIRED: Signed as international free agent, July 2, 2019
COLLEGE: —
SIGNED BY: Andres Garcia & Joel Chicarelli (Angels)

Year	Club	AVG	G	AB	R	H	2B	3B	HR	RBI	SH	SF	HBP	BB	IBB	SO	SB	CS	GDP	SLG	OBP	E
<i>DID NOT PLAY - No Minor League Season</i>																						
2021	Angels (DSL)	.158	32	57	16	9	0	1	0	5	2	0	4	19	0	12	11	2	1	.193	.400	3

LUIS VILORIA

LHP

AGE: 18 **BORN:** Sept. 24, 2003 in Puerto Cabello, VZ
BATS & THROWS: Left
HIGH SCHOOL: —
FULL NAME: Luis Alfredo Viloria

RESIDES: Puerto Cabello, VZ **HT.:** 5-10 **WT.:** 150
ACQUIRED: Signed as international free agent, Jan. 15, 2021
COLLEGE: —
SIGNED BY: Andres Garcia, Marlon Urdaneta & Joel Chicarelli (Angels)

Year	Club	W-L	ERA	G	GS	CG	GF	SHO	SV	IP	H	R	ER	HR	HB	BB	IBB	SO	WP	BK	BAA
2021	Angels (DSL)	6-3	2.97	15	0	0	8	0	2	30.1	23	14	10	1	4	11	1	41	6	0	.209

PAXTON WALLACE

INF

AGE: 23 **BORN:** Jan. 6, 1999 in Little Rock, AR
BATS & THROWS: Right
HIGH SCHOOL: Greenbrier HS (AR)
FULL NAME: Paxton Michael Wallace

RESIDES: Greenbrier, AR **HT.:** 5-11 **WT.:** 215
ACQUIRED: Signed as non-drafted free agent, July 17, 2021
COLLEGE: Wichita State University (KS)
SIGNED BY: —

Year	Club	AVG	G	AB	R	H	2B	3B	HR	RBI	SH	SF	HBP	BB	IBB	SO	SB	CS	GDP	SLG	OBP	E
2021	Inland Empire	.280	23	75	9	21	1	1	4	16	0	0	1	14	0	17	1	1	1	.480	.400	1

CHAD WALLACH

C

For information, see 2022 Angels Players Section.

JOEY WALSH

LHP

AGE: 24 **BORN:** Oct. 5, 1997 in Plymouth, MA
BATS & THROWS: Left
HIGH SCHOOL: Plymouth North HS (MA)
FULL NAME: Joseph David Walsh

RESIDES: Plymouth, MA **HT.:** 6-1 **WT.:** 235
ACQUIRED: Signed as non-drafted free agent, July 15, 2021
COLLEGE: Boston College (MA)
SIGNED BY: Drew Dominguez (Angels)

Year	Club	W-L	ERA	G	GS	CG	GF	SHO	SV	IP	H	R	ER	HR	HB	BB	IBB	SO	WP	BK	BAA
2021	Angels (ACL)	1-0	3.38	7	0	0	3	0	2	16.0	13	7	6	0	4	0	13	1	0	.217	
	Tri-City	0-0	4.91	1	0	0	0	0	0	3.2	2	2	2	1	0	1	0	6	0	0	.154
MINOR TOTALS		1-0	3.66	8	0	0	3	0	2	19.2	15	9	8	1	0	5	0	19	1	0	.205



KEVIN WATSON

OF

AGE: 22 BORN: May 25, 1999 in Beaverton, OR RESIDES: Beaverton, OR HT.: 6-1 WT.: 190
 BATS: Left THROWS: Right ACQUIRED: Signed as minor league free agent, June 27, 2021
 HIGH SCHOOL: Beaverton HS (OR) COLLEGE: —
 FULL NAME: Kevin Watson SIGNED BY: Donnie Reynolds (Diamondbacks)

Year	Club	AVG	G	AB	R	H	2B	3B	HR	RBI	SH	SF	HBP	BB	IBB	SO	SB	CS	GDP	SLG	OBP	E	
2017	—D-backs (AZL)	.174	9	23	0	4	1	0	0	0	0	0	2	0	7	2	0	1	.217	.240	2		
2018	—D-backs (AZL)	.244	47	156	23	38	7	3	2	25	1	1	4	23	1	53	7	3	1	.365	.353	4	
	Hillsboro	.200	3	5	1	1	0	1	0	0	0	0	1	0	4	1	0	0	.600	.333	1		
2019	—Missoula	.217	60	217	26	47	4	7	10	31	0	0	7	15	0	82	2	2	2	.438	.289	4	
2020	—	<i>DID NOT PLAY - No Minor League Season</i>																					
2021	—Angels (ACL)	.348	24	46	12	16	2	1	0	10	0	2	2	20	0	11	6	0	0	.435	.543	1	
	Inland Empire	.292	6	24	4	7	1	2	1	4	0	0	0	5	0	9	1	0	0	.625	.414	0	
	Tri-City	.267	5	15	0	4	0	1	0	0	0	0	0	4	0	6	0	1	0	.400	.421	0	
MINOR TOTALS		.241	154	486	66	117	15	15	13	70	1	3	13	70	1	172	19	6	4	.414	.350	12	

ZACK WEISS

RHP

For information, see 2022 Angels Players Section.

AARON WHITEFIELD

OF

AGE: 25 BORN: Sept. 2, 1996 in Brisbane, QLD, Australia RESIDES: Alexandra Hills, QLD, Australia HT.: 6-4 WT.: 210
 BATS & THROWS: Right ACQUIRED: Signed as minor league free agent, Nov. 11, 2021
 HIGH SCHOOL: — COLLEGE: —
 FULL NAME: Aaron James Whitefield SIGNED BY: Howard Norsetter (Twins)

Year	Club	AVG	G	AB	R	H	2B	3B	HR	RBI	SH	SF	HBP	BB	IBB	SO	SB	CS	GDP	SLG	OBP	E
2015	—Twins (GCL)	.167	7	18	1	3	0	0	0	1	0	0	0	2	0	4	1	0	0	.167	.250	0
2016	—Twins (GCL)	.298	51	191	30	57	7	0	2	17	1	2	4	19	1	47	31	9	4	.366	.370	5
2017	—Cedar Rapids	.262	117	413	66	108	18	6	11	57	1	8	7	31	1	118	33	9	8	.414	.318	4
2018	—Fort Myers	.211	65	213	33	45	7	0	2	10	2	3	2	17	0	56	20	7	3	.272	.272	1
	Twins (GCL)	.250	5	16	2	4	1	0	0	2	0	0	0	4	0	4	0	0	0	.313	.400	0
2019	—Fort Myers	.220	81	268	27	59	17	0	4	22	1	3	3	20	0	89	25	8	3	.328	.279	2
	Pensacola	.137	31	102	9	14	2	1	0	8	1	2	1	4	0	37	5	0	0	.176	.174	0
2020	—MINNESOTA	.000	3	1	1	0	0	0	0	0	0	0	0	0	0	0	0	0	0	.000	.000	0
2021	—Wichita	.257	111	397	62	102	12	4	6	58	1	7	3	42	1	112	36	12	8	.353	.327	4
MAJOR TOTALS		.000	3	1	1	0	0	0	0	0	0	0	0	0	0	0	0	0	0	.000	.000	0
MINOR TOTALS		.242	468	1618	230	392	64	11	25	175	7	25	20	139	3	467	151	45	26	.342	.306	16

KEAN WONG

INF

For information, see 2022 Angels Players Section.

HECTOR YAN

LHP

AGE: 22 BORN: Apr. 26, 1999 in La Romana, DR RESIDES: La Romana, DR HT.: 5-11 WT.: 180
 BATS & THROWS: Left ACQUIRED: Signed as international free agent, Aug. 20, 2015
 HIGH SCHOOL: — COLLEGE: —
 FULL NAME: Hector Manuel Yan SIGNED BY: Domingo Garcia & Alfredo Ulloa (Angels)

Year	Club	W-L	ERA	G	GS	CG	GF	SHO	SV	IP	H	R	ER	HR	HB	BB	IBB	SO	WP	BK	BAA		
2016	—Angels (DSL)	2-0	0.89	7	7	0	0	0	0	30.1	23	5	3	0	3	15	0	33	4	0	.217		
2017	—Angels (AZL)	0-1	4.96	10	5	0	1	0	1	16.1	10	10	9	0	5	11	0	21	2	1	.179		
2018	—Orem	0-4	4.55	10	10	0	0	0	0	29.2	29	17	15	3	5	20	0	29	0	2	.274		
2019	—Burlington	4-5	3.39	26	20	0	2	0	1	109	74	45	41	5	15	52	0	148	6	3	.190		
2020	—LAA	<i>DID NOT PLAY — Participated at Angels Alternate Training Site</i>																					
2021	—Tri-City	3-7	5.25	20	16	1	0	0	0	82.1	69	57	48	15	12	58	0	94	8	1	.225		
MINOR TOTALS		9-17	3.90	73	58	1	3	0	2	267.2	205	134	116	23	40	156	0	325	20	7	.213		



EDWIN YON

OF

AGE: 23 **BORN:** July 24, 1998 in La Romana, DR
BATS & THROWS: Right
HIGH SCHOOL: —

RESIDES: La Romana, DR **HT.:** 6-5 **WT.:** 180
ACQUIRED: From Cincinnati in AAA Rule 5 Draft, Dec. 12, 2019
COLLEGE: —

FULL NAME: Edwin Alexander Yon

SIGNED BY: Richard Jimenez (Reds)

Year	Club	AVG	G	AB	R	H	2B	3B	HR	RBI	SH	SF	HBP	BB	IBB	SO	SB	CS	GDP	SLG	OBP	E
2015	—Reds (DSL)	.192	34	104	17	20	3	1	0	6	0	0	1	15	0	42	3	3	2	.240	.300	0
2016	—Rojos (DSL)	.239	51	180	19	43	6	0	3	28	1	0	4	24	1	62	4	1	4	.322	.341	5
2017	—Reds (AZL)	.165	24	85	6	14	2	2	0	13	0	2	1	8	0	44	0	0	0	.235	.240	0
2018	—Reds (AZL)	.227	25	88	12	20	6	2	0	9	0	0	0	11	0	36	2	1	0	.341	.313	0
	Greenville	.263	18	57	8	15	2	1	4	11	0	0	1	5	0	21	1	0	3	.544	.333	1
2019	—Billings	.287	35	129	23	37	6	1	4	10	0	0	0	11	0	61	0	0	2	.442	.343	3
2020	—	<i>DID NOT PLAY - No Minor League Season</i>																				
2021	—Inland Empire	.240	54	200	38	48	8	4	14	44	0	1	3	20	2	104	0	1	3	.530	.317	4
MINOR TOTALS	.234	241	843	123	197	33	11	25	121	1	3	10	94	3	370	10	6	14	.388	.317	13	

KENYON YOVAN

INF

AGE: 24 **BORN:** Dec. 28, 1997 in Beaverton, OR
BATS & THROWS: Right
HIGH SCHOOL: Westview HS (OR)

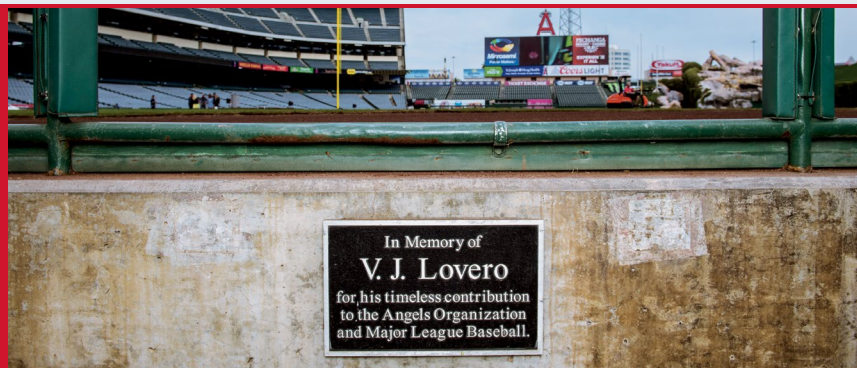
RESIDES: Beaverton, OR **HT.:** 6-2 **WT.:** 220
ACQUIRED: Signed as minor league free agent, July 13, 2021
COLLEGE: University of Oregon

FULL NAME: Kenyon Jacob Yovan

SIGNED BY: Scott Richardson (Angels)

Year	Club	AVG	G	AB	R	H	2B	3B	HR	RBI	SH	SF	HBP	BB	IBB	SO	SB	CS	GDP	SLG	OBP	E
2021	—Tri-City	.231	33	117	17	27	6	0	5	13	0	0	4	11	0	58	2	0	1	.410	.318	5

V.J. LOVERO PHOTO WELL



V.J. Lovero, considered by many as one of the top sports photographers in the country, passed away much too soon on January 12, 2004 after a four-year battle with cancer. Despite his circumstances, he remained optimistic about life, and continued to focus on his photography, family and friends. For years, we were privileged to view the beauty of baseball through the eyes of his lens. His photographs captured the essence, emotion, artistry and even humor of our great game.

His career included covering the two Anaheim sports franchises in addition to serving Sports Illustrated as one of its premier photographers. After joining SI in 1985, his work graced the cover of the magazine an amazing 39 times. V.J. also covered numerous World Series, Stanley Cup Finals, Super Bowls, championship fights and Olympic Games.

V.J. left something behind for all who knew him. His life reminds us there are countless moments in our lives to be treasured. We are fortunate that many of his professional "moments" were preserved with a photograph.



2021 YEAR IN REVIEW



FRONT ROW (L-R): Ali Modami, Mike Ashman, Ryan Garko, Paul Sorrento, John Mallee, Brian Butterfield, Matt Wise, Joe Maddon, Mike Gallego, Jeremy Reed, Bruce Hines, José Molina, Dom Chiti, Jason Brown, Manny Del Campo, Tim Buss

SECOND ROW (L-R): Brett Crane, Ipppei Mizuhara, Aaron Wiedeman, Ryan Dundee, Guy Gallagher, Yoichi Terada, Rick Smith, Shane Demmitt, Juan Lagares, José Quijada, Junior Guerra, Jack Mayfield, David Fletcher, Mike Trout, Justin Upton, Jared Walsh, Phil Gosselin, Oliver Ortega, Jimmy Herget, José Suarez, Lee Fioocchi, Becci Twombly, Angel Miranda, Adam Auer, Geoff Hostetter, Will Lenzenr, Brian Reinker, Adam Nevala, Tom Taylor

THIRD ROW (L-R): Packy Naughton, Dylan Bundy, Kurt Suzuki, Max Stassi, José Iglesias, Kean Wong, Kyle Tyler, Jo Adell, Brandon Marsh

TOP ROW (L-R): Dexter Fowler, Patrick Sandoval, Andrew Wantz, Steve Cishek, Jaime Barria, Shohei Ohtani, Jake Petricka, Alex Cobb, Raisel Iglesias, Elvis Peguero, Sam Selman Mike Mayers

ANGELS OVERALL The 2021 Angels completed their 61st MLB campaign (56th in Anaheim) with an 77-85 (.475) mark, in fourth place in the A.L. West (-18.0)...Finished under .500 for a sixth consecutive season...First time with six consecutive losing seasons since 1971-77...Club was 19-26-9 in 54 series...Halos were 40-42 at home and 37-43 on road...Angels were 29-47 vs. A.L. West, 21-12 vs. A.L. Central, 16-17 vs. A.L. East and 11-9 against N.L. West foes...Club went on a season-long six-game win streak June 7-13.

WELCOME BACK FANS After no fans were in attendance at any Major League ballparks during the 2020 regular season, the Angels welcomed fans back to Angel Stadium in 2021...The season began with limited capacity, before returning to full capacity on June 17...Ultimately, The Big A hosted a total of 1,515,689 fans across the Angels 82 regular season home games.

MVP Shohei Ohtani was named the 2021 American League Most Valuable Player...Marked Angels sixth MVP award in franchise history, following **Don Baylor** (1979), **Vladimir Guerrero** (2004) and **Mike Trout** (2014, 2016 & 2019)... He is the second Japanese-born player to receive MVP honors in the Major Leagues, joining **Ichiro Suzuki** (2001)... Additionally, he is just the third starting pitcher to win A.L. MVP in the last 50 years, following **Roger Clemens** (1986) and **Justin Verlander** (2011)...Angels are the first team to win four MVP awards in an eight-year span since San Francisco won five straight with **Jeff Kent** (2000) and **Barry Bonds** (2001-04) and the first A.L. team since the Texas Rangers with **Juan González** (1996, 1998), **Iván Rodríguez** (1999) and **Alex Rodríguez** (2003).

STREAKING **David Fletcher** compiled the second-longest hit streak in Angels history after hitting safely in 26 consecutive games from June 13 - July 17...During the streak he batted .454 (49/108) with 13 doubles, two HR and 21 RBI and raised his batting average from .255 to .318...His 26 game streak is a career best (previous was 16 games in 2020) and is the longest in the Majors since **Wilson Ramos** (NYM) had a 26 game streak in 2019...In Angels history, only **Garret Anderson** (28 game hit streak in 1998) has hit safely in more consecutive games.

NEAR NO-NO On July 24 at Minnesota, **Patrick Sandoval** came within two outs of tossing the 12th no-hitter (10th individual no-hitter) in Angels history...The bid was broken up on a double by **Brent Rooker** with one out in the bottom of the 9th inning...Sandoval finished the game allowing one run on one hit with one walk and a career-high 13 strikeouts...Marked the first time an Angels no-hit bid was broken up in the 9th inning since John Lackey (8.1 innings) on July 29, 2008 at Boston.

EIGHT IS ENOUGH The Angels went 67-0 when leading after eight innings (only other unbeaten team was Cubs: 57-0)...LAA single season best record when leading after eight frames is 86-0 by the 2007 team; only other Halos team to go unbeaten after eight with 60+ wins was the 2001 team (65-0).

1-RUN WINS Angels finished 25-14 (.641) in 1-run games; the .641 winning percentage led the American League and ranked second in the Majors (San Francisco - .646)...Angels best record in 1-run games came in 1985, when the team went 30-13 (.698) in 1-run contests.



SHOHEI OHTANI'S HISTORICAL SEASON

- American League Most Valuable Player
- Named MLB Player of the Year by *Sporting News*, *Baseball America* and *Baseball Digest*
- Received Commissioner's Historic Achievement Award
- Associated Press Male Athlete of the Year
- Ranked in Top 10 in the American League in triples (8; 1st), extra-base hits (80; 2nd), slugging (.592; 2nd), OPS (.965; 2nd), home runs (46; 3rd), walks (96; 3rd), total bases (318; T4th), stolen bases (26; 5th), OBP (.372; 5th) and runs scored (103; 8th)
- Led Major Leagues with an 9.0 bWAR this season (next highest A.L. total belonged to Marcus Semien – 7.1)
- Second player in American League history with 45+ HR and 25+ SB in a season, joining Jose Canseco (1998)
- Only player in MLB history with 45+ HR, 25+ SB and 5+ triples in a season
- Had the fastest home to first average sprint time in the Majors (4.09 seconds)
- Sixth player in A.L. history with 45+ HR and 8+ triples in a season, joining Hall of Famers Babe Ruth, Lou Gehrig, Joe DiMaggio, Jimmie Foxx and Jim Rice.
- Led MLB with 25 home runs with a 110+ MPH exit velocity
- Established single-season HR record for a Japanese-born player (previously 31 by Hideki Matsui in 2004)
- Opponents hit .087 (11/127) against his splitter; lowest batting average for any pitcher in the Majors (min. 110 PA)
- Allowed two-or-fewer runs in 17 of 23 starts...Took seven no-decisions in starts with 5+ IP and two-or-fewer runs allowed
- Led American League with a .818 winning percentage, ranked third with a .207 opponent batting average, was fifth with 10.77 strikeouts per nine innings and ranked 10th with a 28.9% swing and miss rate (min. 125 IP)
- First pitcher to make multiple pitching starts in a season while leading Majors in home runs since Babe Ruth (1919)
- First player in MLB history to record 10+ HR as a hitter and 100+ strikeouts as a pitcher in the same season and first with 20+ stolen bases and 10+ pitching appearances in the same season
- First MLB player to ever be selected to the All-Star Game as both a pitcher and position player
- Started the All-Star Game as both the A.L. starting pitcher and starting DH and earned the win for the A.L. after working a perfect 1st inning
- Competed in the Home Run Derby and totaled 28 home runs, including six 500+ ft. HR (most in the Statcast era)
- American League Player of the Month in June & July
- Selected to *TIME Magazine* 100 Most Influential People in the World

ANGELS AT A GLANCE

Final record	77-85
Home record	40-42
Road record	37-43
Day games	22-24
Night games	55-61
Number of Days...	
In First place	9
In Second place	10
In Third place	17
In Fourth place	135
In Fifth place	15

WHEN ANGELS...

Scored First	53-24
Opponent Scored First	24-61
Scored 3 or Fewer Runs	12-59
Scored 4 or More Runs	65-26
Allowed 3 or Fewer Runs	51-12
Allowed 4 or More Runs	26-73
Lead after 6 innings	60-11
Trail after 6 innings	10-68
Tied after 6 innings	7-6
Lead after 7 innings	59-6
Trail after 7 innings	7-69
Tied after 7 innings	9-8
Lead after 8 innings	67-0
Trail after 8 innings	3-78
Tied after 8 innings	5-5
Extra innings	3-5
Comeback wins/losses	32-34
Win/lose in final at-bat	16-13
Walk-off wins/losses	3-1
Vs. LHSP	30-25
Vs. RHSP	47-60
Out-hit opponent	58-18
Fewer hits than opponent	13-61
Opponent has equal hits	6-6
Collect 10-or-more hits	41-14
Allow 10-or-more hits	13-39
Hit a home run	63-51
Allow a home run	42-65
Commit an error	26-37
No errors	51-48

MONTHLY RECORDS

April	12-12 (DNP in '20)
May	12-18 (DNP in '20)
June	15-11 (DNP in '20)
July	13-11 (2-6 in '20)
Aug.	14-15 (10-18 in '20)
Sept./Oct.	11-18 (14-9 in '20)

2021 SERIES RECORD

19-26-9



PITCHING COMPARISON

WITH A.L. RANKING

	2020	2021
ERA	5.09 (13th)	4.69 (12th)
BAA	.245 (9th)	.251 (9th)
WHIP	1.32 (9th)	1.38 (13th)
ERA - SP	5.52 (14th)	4.78 (10th)
ERA - RP	4.63 (10th)	4.59 (14th)
BB	199 (8th)	592 (1st)
SO	523 (T7th)	1453 (7th)

OFFENSIVE COMPARISON

WITH A.L. RANKING

	2020	2021
RUNS	294 (4th)	723 (8th)
AVG	.248 (5th)	.245 (6th)
HR	85 (5th)	190 (T11th)
SLG	.430 (5th)	.407 (9th)
OBP	.332 (2nd)	.310 (9th)
XBH	190 (5th)	478 (8th)
OPS	.762 (5th)	.717 (9th)

TEAM BATTING Angels batted .245 (6th in A.L.) with 723 runs (8th), 1331 hits (7th), 190 home runs (T11th), 478 extra-base hits (8th), 691 RBI (7th) and 79 stolen bases (8th)...Ranked 9th in OBP (.310), slugging (.407) and OPS (.717)...Club's .253 home average was 6th in A.L. while .237 road clip ranked 12th...Halo batters struck out fifth-fewest in A.L. (690) and walked 21 times (14th)...Club batted .260 (322/1240) with RISP to rank 6th in A.L.

PITCHING RANKS Halos pitching staff ranked 12th in A.L. in ERA (4.69), 14th in shutouts (4), 7th in strikeouts (1453), 1st in walks surrendered (592), 10th in fewest hits allowed (1373), 5th in fewest home runs allowed (188), 7th in innings pitched (1421.2), 3rd in relief innings (645.1), 8th in saves (39) and ninth in batting average against (.251).

TEAM FIELDING Angels fielded .985 as a team, which ranked 10th in the A.L....88 errors were 6th most in the A.L....LAA turned 131 double plays (eighth most in A.L.)...Catchers had 17.5% caught stealing pct. (18/103).

RELIEVER OF THE MONTH Raisel Iglesias was recognized as American League Reliever of the Month for July after going 3-1 with seven saves and a 1.93 ERA (14 IP - 3 ER) and 19 strikeouts...It marked his first time receiving the honors in his career.

HELLO, MY NAME IS... The Angels used a franchise record 64 different players in 2021 (previous record was 60 players used by the 2018 team)... Additionally, Angels used 40 different pitchers this year, which is also a club record (previous was 35 pitchers in 2018).

LET THE KIDS PLAY A total of 15 players made their Major League debuts with the Angels during the 2021 season, including top prospects **Brandon Marsh** and **Reid Detmers**.

RAISEL-MANIA Raisel Iglesias compiled 34 saves, which ranked second in the American League...His 103 strikeouts ranked third among all A.L. relievers and were fifth-most by a reliever in any season in Angels history...Ranked second in Majors with eight saves of 4+ outs in 2021.

TROUT ON THE IL On May 18, the Angels placed **Mike Trout** on the injured list with a right calf strain and he would remain on the IL for the remainder of the season...At the time of his IL placement, he led the Majors in OBP (.466) and OPS (1.090) and ranked fourth in the Majors (led A.L.) in slugging percentage (.624)...He reached base safely in 33 of his 36 games played and reached at least twice in 23 of 36 games.

THANK YOU ALBERT After joining the Angels on Dec. 10, 2011 as a free agent, Albert Pujols was designated for assignment on May 6...Some of his most historic moments came during his decade with the Halos...The future Hall of Famer connected for both his 500th and 600th career home runs donning an Angels uniform, becoming just the ninth member of the 600-home run Club...On May 4th, 2018, he reached the prestigious 3,000-hit plateau and joined Hank Aaron as the only players ever to amass 3,000 hits, 600 home runs and 600 doubles...In 1,181 career games with the Angels, Pujols tallied 1,180 hits, 214 doubles, 222 home runs and 783 RBI...He leaves the franchise tied for fourth in home runs, fifth in RBI, and ninth in hits.

2021 OFFENSIVE LEADERS

AVG	.277	Walsh
RUNS	103	Ohtani
HITS	164	Fletcher
XBH	80	Ohtani
HR	46	Ohtani
RBI	100	Ohtani
OBP	.372	Ohtani
SLG	.209	Ohtani
OPS	.965	Ohtani

2021 PITCHING LEADERS

WINS	9	Ohtani
GAMES	74	Cishek
ERA - SP	3.18	Ohtani
ERA - RP	2.57	Iglesias
BAA - SP	.207	Ohtani
BAA - RP	.207	Iglesias
INNINGS	130.1	Ohtani
STRIKEOUTS	145	Ohtani
WHIP	0.93	Iglesias
SAVES	34	Iglesias



LETS PLAY TWO The Angels hosted a pair of doubleheaders in a season for the first time since hosting three doubleheaders in 1983 at Anaheim Stadium...The Angels and Twins played a twinbill on May 20 to make up postponements from April 17-18 (Twins contact tracing)...A Aug. 10 doubleheader vs. Toronto featured a makeup contest from an April 11 rainout in Dunedin (Blue Jays were the “home team” in Game 1)...Both doubleheaders consisted of a pair of seven-inning games...Although Angels served as the “road team” and batted first in Game 1 on Aug. 10 at The Big A, stats/records from that contest officially count towards “home” totals...According to the Official Baseball Rules, the “home” team is considered based on the venue in which the game is being played...As a result, Angels played 82 home games and 80 road games in 2021.

MOTOWN MAGIC On Aug. 19 in Detroit, the Angels matched a franchise record after overcoming an eight-run deficit to win...Halos trailed the Tigers 10-2 entering the 6th inning, before scoring 11 unanswered runs for a 13-10 victory...The eight-run comeback equaled the club record from Aug. 29, 1986, also vs. Detroit (trailed 11-3 in 7th inning and ultimately won 13-12 with eight runs in bottom of 9th inning).

LITTLE LEAGUE CLASSIC On Aug. 22, the Angels faced the Cleveland Indians in Williamsport, PA in the 2021 Little League Classic Game...The game took place at Historic Bowman Field with the crowd exclusively consisting of players and families from the 2021 Little League World Series...Earlier that day, the Angels visited the Little League World Series complex.

ALL-STARs Shohei Ohtani and Jared Walsh were each selected to their first All-Star teams...Ohtani became the first player in Major League history to be selected as an All-Star as both a pitcher and a position player and ultimately made the start for the American League on the mound and was the lead-off hitter in the A.L. lineup...Walsh made a bases loaded sliding catch in left field to end the 8th inning and preserve the lead for the American League; it marked his first time playing left field at the Major League level...Ohtani ultimately earned the winning decision in the A.L.’s 5-2 victory at Coors Field in Colorado.

NICK ADENHART AWARD The **Nick Adenhardt Award**, annually voted on by Angels players, goes to the top pitching performer for the season...2021 recipient was **Shohei Ohtani**...In 13 pitching starts, he went 9-2 with a 3.18 ERA (130.1 IP – 46 ER) and 156 strikeouts in 23 starts, while holding opponents to a .207 average (98/473).

TEAM MVP For the first time in his career, **Shohei Ohtani** was selected by his teammates as the Angels Most Valuable Player...The Angels MVP is awarded by vote of the players to the Angel who most truly exemplifies the qualities of inspirational leadership, sportsmanship and professional ability...Ohtani’s selection snapped **Mike Trout’s** streak of nine consecutive seasons receiving team MVP honors...First pitcher to receive the award since **Bartolo Colon** in 2005.

ROBERTO CLEMENTE AWARD For the second consecutive season, **Mike Trout** was named the Angels nominee for the Roberto Clemente Award which is given to a player who exemplifies “the game of baseball, sportsmanship, community involvement, and the individual’s contribution to his team.”...Trout and his wife Jessica work with the American Foundation for Suicide Prevention as benefactors for the organization to raise awareness after losing Jessica’s brother Aaron Cox three years ago...The couple also works with Tiny Turnip, an apparel company to lead an initiative called “Your Game Isn’t Over Yet;” The couple consists of a baseball and glove in the shape of the semicolon “;” as it is the symbol for suicide prevention...Trout has also participated in countless Make-A-Wish visits to Angel Stadium, making a special effort to ensure each child has a unique and unforgettable experience...He has been a regular participant in the Angels Baseball Foundation’s visits to children’s hospitals and has recorded many video messages to encourage children around the country who are fighting their own battle with illnesses and setbacks.

DIAMOND ANNIVERSARY The Angels celebrated their 60th Anniversary Season throughout the 2021 campaign...The 60th Anniversary logo included a diamond jewel at the base, signifying the Diamond Anniversary...The number “60” in club numbering is featured prominently beneath a red halo...The ribbon below represents the club’s expansion in 1961 through the 2021 season...The “A” logo and use of the color red emphasize the current brand imagery...The Diamond Anniversary was recognized on-field with a 60th Anniversary patch affixed to the left side of Angels hats, baseballs featuring the special logo, and commemorative base jewels.



TEAM BATTING

Runs, Game, Angels	14	-	Twice; 8/24 @ BAL & 9/25 vs. SEA
Runs, Game, Opponents	16	-	4/24 @ HOU
Runs, Inning, Angels8	-	9/25 vs. SEA (3rd)
Runs, Inning, Opponents8	-	Twice; 5/8 vs. LAD (4th) & 9/8 @ SD (2nd)
Hits, Game, Angels	19	-	8/24 @ BAL
Hits, Game, Opponents	18	-	4/24 @ HOU
Hits, Inning, Angels7	-	9/25 vs. SEA (3rd)
Hits, Inning, Opponents8	-	5/8 vs. LAD (4th)
Extra-Base Hits, Game, Angels9	-	7/17 vs. SEA
Extra-Base Hits, Game, Opponents	11	-	4/24 @ HOU
Home Runs, Game, Angels5	-	6/8 vs. KC
Home Runs, Game, Opponents5	-	5/12 @ HOU
Home Runs, Inning, Angels3	-	6/18 vs. DET (5th)
Home Runs, Inning, Opponents2	-	Several; last, 9/21 vs. HOU (2nd)
Singles, Game, Angels	15	-	8/24 @ BAL
Singles, Game, Opponents	14	-	5/8 vs. LAD
Doubles, Game, Angels7	-	7/17 vs. SEA
Doubles, Game, Opponents7	-	4/24 @ HOU
Triples, Game, Angels2	-	Twice; 8/19 @ DET & 9/25 vs. SEA
Triples, Game, Opponents1	-	Several; last, 10/1 @ SEA
Total Bases, Game, Angels	30	-	6/5 vs. SEA
Total Bases, Game, Opponents	36	-	4/24 @ HOU
Left on Base, Angels	13	-	Twice; 6/14 @ OAK & 8/17 @ DET
Left on Base, Opponents	12	-	Three times; last, 8/28 vs. SD
Stolen Bases, Game, Angels5	-	8/31 vs. NYY
Stolen Bases, Game, Opponents4	-	5/6 vs. TB
Stolen Bases, Inning, Angels3	-	8/31 vs. NYY (4th)
Stolen Bases, Inning, Opponents3	-	5/6 vs. TB (8th)
Caught Stealing, Game, Angels3	-	8/6 @ LAD
Caught Stealing, Game, Opponents1	-	Several; last, 9/28 @ TEX
Sacrifice Hits, Game, Angels3	-	6/23 vs. SF
Sacrifice Hits, Game, Opponents1	-	Several; last, 10/2 @ SEA
Sacrifice Flies, Game, Angels2	-	Three times; last, 9/29 @ TEX
Sacrifice Flies, Game, Opponents2	-	Three times; last, 9/17 vs. OAK
Pinch-Hits, Game, Angels2	-	6/12 @ ARI
Pinch-Hitters Used, Game, Angels4	-	6/12 @ ARI

TEAM FIELDING

Double Plays, Game, Angels5	-	8/31 vs. NYY
Double Plays, Game, Opponents3	-	Seven times; last, 6/20 vs. DET
Errors, Game, Angels4	-	5/4 vs. TB
Errors, Inning, Angels2	-	Eight times; last, 8/27 vs. SD (5th)
Errors, Game, Individual3	-	J. Iglesias, 4/10 @ TOR (Dunedin)

TEAM PITCHING

Strikeouts, Game, Angels	19	-	6/23 vs. SF
Strikeouts, Game, Opponents	16	-	9/1 vs. NYY
Base on Balls, Game, Angels9	-	9/17 vs. OAK
Base on Balls, Game, Opponents9	-	8/17 @ DET
Hit Batters, Game, Angels4	-	6/14 @ OAK
Fewest Hits Allowed, 9 innings, Angels2	-	7/24 @ MIN
Fewest Hits Allowed, 9 innings, Opponents2	-	5/27 @ OAK
Fewest Hits Allowed, Extra Innings, Angels7	-	Twice; last, 9/19 vs. OAK (10 inn.)
Fewest Hits Allowed, Extra Innings, Opponents4	-	9/19 vs. OAK (10 inn.)
Pitchers Used, Game, Angels9	-	9/22 vs. HOU





INDIVIDUAL BATTING

At-Bats, Game	6	- Eight times; last, J. Mayfield, 9/22 vs. HOU
Runs, Game	4	- B. Marsh; 9/25 vs. SEA
Hits, Game	4	- Several; last, J. Walsh, 9/25 vs. SEA
Hits, Inning	2	- P. Gosselin, 9/25 vs. SEA
Doubles, Game	3	- D. Fletcher, 7/17 vs. SEA
Triples, Game	2	- Twice; last, S. Ohtani, 9/25 vs. SEA
Home Runs, Game	2	- Eight times; last, J. Adell, 9/5 vs. TEX
RBI, Game	5	- Five times; last, B. Marsh, 8/25 @ BAL
Extra-Base Hits, Game	3	- Twice; last, D. Fletcher, 7/17 vs. SEA
Total Bases, Game	10	- J. Walsh, 5/1 @ SEA
Base on Balls, Game	4	- Three times; last, S. Ohtani, 9/24 vs. SEA
Strikeouts, Game	4	- Eight times; last, P. Gosselin, 9/1 vs. NYY
Stolen Bases, Game	2	- J. Mayfield, 10/3 @ SEA
Caught Stealing, Game	1	- Several; last, S. Ohtani, 9/22 vs. HOU
Longest Hitting Streak	26	- D. Fletcher, 6/13 - 7/17
Grand Slams	5	- J. Upton, 4/16 vs. MIN; T. Ward, 6/17 vs. DET;
		- J. Walsh, 6/30 @ NYY; J. Adell, 8/17 @ DET;
Walk-Off HR	1	- J. Mayfield, 8/30 vs. NYY
Pinch-Hit HR	None	- J. Walsh, 4/4 vs. CWS
Inside-the-Park HR	None	-

INDIVIDUAL PITCHING

Strikeouts, Game (Starter)	13	- P. Sandoval, 7/24 @ MIN
Strikeouts, Game (Reliever)	6	- J. Quintana, 7/29 vs. OAK
Base on Balls, Game	6	- Three times; last, P. Sandoval, 7/30 vs. OAK
Base on Balls, Inning	4	- S. Ohtani, 6/30 @ NYY (1st)
Earned Runs Allowed, Game	7	- Six times; last, S. Ohtani, 6/30 @ NYY
Earned Runs Allowed, Inning	7	- S. Ohtani, 6/30 @ NYY (1st)
Hits Allowed, Game	10	- Twice; last, J. Barria, 9/20 vs. HOU
Hits Allowed, Inning	6	- A. Cobb, 6/12 @ ARI (3rd)
Home Runs Allowed, Game	3	- Five times; last, S. Ohtani, 8/25 @ BAL
Home Runs Allowed, Inning	2	- Several; last, P. Naughton, 9/21 vs. HOU (2nd)
Hit Batters, Game	2	- Four times; last, P. Sandoval, 7/24 @ MIN
Fewest Hits Allowed, Complete Game	5	- J. Suarez, 9/4 vs. TEX
Innings Pitched, Starter	9.0	- J. Suarez, 9/4 vs. TEX
Innings Pitched, Reliever	7.0	- J. Diaz, 9/25 vs. SEA
Fewest Innings Pitched, Starter	0.2	- S. Ohtani, 6/30 @ NYY
Longest Winning Streak	8	- S. Ohtani, 6/4 - 9/3
Longest Losing Streak	6	- D. Bundy, 4/13 - 5/31
Consecutive Scoreless Innings, Starter	13.0	- A. Cobb, 5/20 - 6/5 & S. Ohtani, 4/26 - 5/11
Consecutive Scoreless Innings, Reliever	13.1	- S. Cishek, 5/10 - 6/5

TEAM MISCELLANEOUS

Longest Winning Streak	6	- 6/7 - 6/13
Longest Home Winning Streak	6	- 6/7 - 6/19
Longest Road Winning Streak	4	- Twice; last, 8/3 - 8/6
Longest Losing Streak	6	- 9/17 - 9/22
Longest Home Losing Streak	8	- 9/5 - 9/22
Longest Road Losing Streak	5	- Twice; last, 6/14 - 6/26
Most Games over .500	4	- Twice; last, 4/12 (7-3)
Longest Game, Innings	13	- 6/23 vs. SF
Longest Game, Time, Nine Innings	4:03	- 5/8 vs. LAD
Longest Game, Time, Extra Innings	4:51	- 6/23 vs. SF
Shortest Game, Time	1:55	- 5/20 (Game 1) vs. MIN (7 innings)
Shortest Game, Time, Nine Innings	2:21	- 9/4 vs. TEX
Largest Margin, Victory	13	- 9/25 vs. SEA
Largest Margin, Loss	14	- Twice; last, 4/24 @ HOU
Largest Crowd, Angel Stadium	40,880	- 7/16 vs. SEA
Smallest Crowd, Angel Stadium	3,656	- 8/10 (Game 1) vs. TOR
Largest Crowd, Road	50,822	- 8/6 @ LAD
Smallest Crowd, Road	1,292	- 4/10 @ TOR (Dunedin)
Largest Deficit Overcome To Win	8	- 8/19 @ DET (trailed 2-10 in 6th, won 13-10)
Most Players Used, Game	21	- 9/22 vs. HOU



RECORD BY STARTING POSITION

- C: Stassi (36-44); Suzuki (33-30); Butera (6-6); Bemboom (2-5)
 1B: Walsh (60-59); Gosselin (10-11); Pujols (6-14); Thaiss (1-1)
 2B: Fletcher (65-75); Rojas (4-6); Wong (3-2); Gosselin (2-2); Rengifo (3-0)
 3B: Mayfield (25-33); Rendon (32-25); Gosselin (10-14); Rojas (5-6); Rengifo (3-6); Wong (2-1)
 SS: J. Iglesias (53-58); Rengifo (10-15); Fletcher (9-7); Mayfield (5-5)
 LF: Upton (46-40); Gosselin (19-17); Adell (7-10); Ward (0-8); Lagares (1-6); Jay (0-3); Wong (2-0), Schebler (1-1); Rojas (1-0)
 CF: Marsh (24-39); Lagares (31-20); Trout (17-19); Ward (4-5); Schebler (1-2)
 RF: Ward (25-17); Lagares (12-13); Rojas (5-15); Eaton (6-13); Adell (11-7); Walsh (5-12); Rengifo (3-6); Fowler (5-1); Schebler (2-1); Wong (3-0)
 DH: Ohtani (56-70); Gosselin (1-2); Pujols (2-0); Upton (0-1); Rendon (1-0)

RECORD BY STARTING BATTING ORDER

- 1st: Fletcher (44-43); Upton (16-9); Ohtani (9-14); Marsh (4-10); J. Iglesias (1-3); Ward (1-2); Rojas (1-1); Gosselin (1-1); Rengifo (0-2)
 2nd: Ohtani (57-60); Fletcher (7-15); Gosselin (6-1); Walsh (4-1); Rengifo (1-2); Rendon (1-0); Trout (1-0); Marsh (0-1); Ward (0-1); J. Iglesias (0-1); Mayfield (0-1); Eaton (0-1); Wong (0-1)
 3rd: Gosselin (17-20); Trout (16-19); Rendon (17-13); Walsh (10-14); Upton (7-6); Ohtani (2-4); Stassi (3-3); Ward (3-2); J. Iglesias (0-3); Mayfield (1-1); Adell (1-0)
 4th: Walsh (29-37); Rendon (14-11); Gosselin (7-13); Upton (7-7); Stassi (4-7); J. Iglesias (5-2); Mayfield (3-2); Lagares (4-1); Suzuki (3-0); Adell (1-1); Pujols (0-2); Ward (0-1); Eaton (0-1)
 5th: Walsh (17-15); J. Iglesias (13-12); Upton (9-10); Stassi (8-11); Gosselin (7-3); Adell (7-3); Mayfield (4-5); Marsh (2-4); Ward (1-5); Lagares (2-3); Suzuki (2-3); Pujols (1-4); Rengifo (1-3); Rendon (1-1); Rojas (1-1); Eaton (0-1); Fletcher (1-0); Thaiss (0-1)
 6th: J. Iglesias (10-13); Rojas (8-12); Marsh (10-9); Ward (9-7); Upton (7-8); Suzuki (7-4); Stassi (4-7); Adell (5-5); Walsh (5-4); Walsh (5-4); Pujols (4-3); Rengifo (2-2); Schebler (2-2); Gosselin (1-3); Mayfield (1-3); Lagares (1-2); Wong (1-1)
 7th: J. Iglesias (20-18); Ward (11-10); Lagares (12-8); Marsh (5-14); Stassi (9-7); Suzuki (8-6); Rojas (1-7); Pujols (3-5); Adell (3-1); Eaton (1-3); Gosselin (0-2); Mayfield (1-1); Rengifo (1-1); Wong (2-0); Upton (0-1); Bemboom (0-1)
 8th: Lagares (13-15); Suzuki (9-12); Rengifo (8-11); Stassi (4-7); Eaton (5-5); Mayfield (4-5); Rojas (4-4); J. Iglesias (3-5); Adell (1-5); Wong (5-0); Ward (4-1); Gosselin (3-2); Butera (2-3); Marsh (3-1); Schebler (2-2); Bemboom (1-2); Jay (0-2); Sandoval (2-0); Thaiss (1-0); Naughton (1-0); Heaney (1-0); Cobb (1-0); Detmers (0-1); Barria (0-1); Bundy (0-1)
 9th: Fletcher (22-24); Mayfield (16-20); Lagares (12-10); Rengifo (6-6); Rengifo (4-5); Suzuki (4-3); Fowler (5-1); Stassi (4-2); Wong (2-1); Bemboom (1-2); J. Iglesias (1-1); Eaton (0-2); Rojas (0-2); Adell (0-2); Ward (0-1); Gosselin (0-1); Jay (0-1); Mays (0-1)

2021 INJURED LIST

PLAYER	INJURY	DATES ON INJURED LIST	GAMES MISSED
Luke Bard	Right hip inflammation	March 29 - End of season	162
Franklin Barreto	Right elbow strain	March 31 - End of season	162
Félix Peña	Right hamstring strain	March 31 - May 6	29
Dexter Fowler	Left knee sprain	April 10 - End of Season	154
Anthony Rendon	Left groin strain	April 12 (retro to April 11) - April 26	11
	Left knee contusion	May 5 (retro to May 4) - May 14	9
	Left hamstring strain	July 6 (retro to July 5) - End of season	79
Max Stassi	Left thumb sprain	April 13 - April 28	12
	Concussion	May 6 (retro to May 5) - June 1	26
Juan Lagares	Left calf strain	April 13 - April 30	13
Tony Watson	Left calf strain	May 2 (retro to April 29) - May 9	9
Chris Rodriguez	Right shoulder inflammation	May 6 - June 3	26
Alex Cobb	Right middle finger blister	May 8 (retro to May 5) - May 20	14
	Right wrist inflammation	July 30 (retro to July 27) - Sept. 16	25
Junior Guerra	Right groin strain	May 11 - May 22	11
	Left hamstring strain	Sept. 17 - Oct. 3	15
Mike Trout	Right calf strain	May 18 - End of season	122
José Iglesias	Left hamstring strain	May 28 (retro to May 26) - June 5	9
José Quintana	Left shoulder inflammation	May 31 - June 21	19
Justin Upton	Right low back strain	June 25 (retro to June 23) - July 22	21
	Right lumbar strain	Sept. 5 - End of season	27
Jared Walsh	Right intercostal strain	July 28 (retro to July 27) - Aug. 11	15
Patrick Sandoval	Left lumbar spine stress reaction	Aug. 18 (retro to Aug. 15) - End of season	42
Jose Marte	—	Aug. 22 - Sept. 17	21
Dylan Bundy	Right shoulder strain	Aug. 25 - End of season	35
Reid Detmers	—	Aug. 25 - Sept. 23	25
Austin Warren	—	Aug. 25 - Sept. 20	22
Jo Adell	Left abdominal strain	Sept. 15 (retro to Sept. 12) - End of season	20
Kyle Tyler	Right toe sprain	Sept. 24 (retro to Sept. 22) - End of season	11
Jaime Barria	Right shoulder impingement	Sept. 26 - End of season	7
Taylor Ward	Right adductor strain	Oct. 3 - End of season	1



2021 REVIEW



2021 ANGELS BATTING

PLAYER	AVG	G	AB	R	H	TB	2B	3B	HR	RBI	SH	SF	HP	BB	SO	SB	CS	OPS
Adell, J.	.246	35	130	17	32	53	5	2	4	26	1	0	1	8	32	2	1	.703
Bemboom, A.	.222	8	27	2	6	6	0	0	0	2	0	0	0	1	10	0	0	.472
Butera, D.	.094	12	32	1	3	4	1	0	0	5	3	1	0	0	16	0	0	.216
Eaton, A.	.200	25	65	5	13	18	2	0	1	2	0	1	2	16	1	0	.509	
Fletcher, D.	.262	157	626	74	164	203	27	3	2	47	6	1	1	31	60	15	3	.622
Fowler, D.	.250	7	20	3	5	5	0	0	0	1	0	0	0	1	6	1	0	.536
Gosselin, P.	.261	104	345	40	90	125	14	0	7	47	0	1	3	24	81	4	2	.676
Iglesias, J.	.259	114	424	57	110	159	23	1	8	41	0	1	4	18	66	5	2	.670
Jay, J.	.357	5	14	2	5	5	0	0	0	1	0	0	0	0	2	0	0	.714
Lagares, J.	.236	112	309	39	73	115	20	2	6	38	4	1	1	12	76	1	2	.638
Marsh, B.	.254	70	236	27	60	84	12	3	2	19	1	1	2	20	91	6	1	.672
Mayfield, J.	.224	75	232	28	52	96	14	0	10	36	3	1	3	16	58	5	0	.696
Ohtani, S.	.257	155	537	103	138	318	26	8	46	100	0	2	4	96	189	26	10	.965
Pujols, A.	.198	24	86	9	17	32	0	0	5	12	0	0	3	3	13	1	0	.622
Rendon, A.	.240	58	217	24	52	83	13	0	6	34	0	2	1	29	41	0	0	.712
Rengifo, L.	.201	54	174	22	35	54	1	0	6	18	3	2	2	9	38	1	0	.556
Rojas, J.	.208	61	168	26	35	67	14	0	6	15	0	0	1	15	50	2	1	.676
Schebler, S.	.147	14	34	3	5	8	3	0	0	0	0	0	0	0	17	0	0	.382
Stassi, M.	.241	87	282	45	68	120	11	1	13	35	0	1	8	28	101	0	0	.752
Suzuki, K.	.224	72	219	17	49	75	8	0	6	16	2	3	11	12	44	0	0	.636
Thaiss, M.	.143	3	7	1	1	1	0	0	0	0	0	0	0	1	1	0	0	.393
Trout, M.	.333	36	117	23	39	73	8	1	8	18	0	0	2	27	41	2	0	1.090
Upton, J.	.211	89	318	47	67	130	12	0	17	41	0	3	1	39	107	4	1	.705
Walsh, J.	.277	144	530	70	147	270	34	1	29	98	0	3	4	48	152	2	1	.850
Ward, T.	.250	65	208	33	52	91	15	0	8	33	2	1	6	20	55	1	1	.769
Wong, K.	.167	32	60	3	10	14	2	1	0	6	4	0	0	2	17	0	1	.427
PITCHERS*	.167	10	18	2	3	3	0	0	0	0	0	0	0	2	12	0	0	.417
TOTALS	.245	162	5437	723	1331	2212	265	23	190	691	30	25	59	464	1394	79	26	.717
OPP.	.251	162	5475	804	1373	2246	283	13	188	754	13	38	76	592	1453	85	18	.740

* - Pitchers totals exclude PA by Shohei Ohtani & Anthony Bemboom as pitchers

2021 ANGELS PITCHING

PITCHER	W	L	ERA	G	GS	CG	GFSHO	SV	IP	H	R	ER	HR	HB	BB	IBB	SOWP	BK	OPP	AVG	
Barria, J.	2	4	4.61	13	11	0	0	0	56.2	70	29	29	8	2	19	0	35	0	0	.307	
Bemboom, A.	0	0	18.00	1	0	0	1	0	0	1.0	3	2	1	0	0	0	0	0	0	.429	
Bundy, D.	2	9	6.06	23	19	0	1	0	90.2	89	64	61	20	6	34	0	84	1	0	.253	
Canning, G.	5	4	5.60	14	13	0	0	0	62.2	65	41	39	14	1	28	0	62	3	0	.264	
Cishek, S.	0	2	3.42	74	0	0	9	0	68.1	61	32	26	2	6	41	5	64	4	2	.238	
Claudio, A.	1	2	5.51	41	0	0	11	0	32.2	37	22	20	6	0	15	1	30	1	0	.278	
Cobb, A.	8	3	3.76	18	18	0	0	0	93.1	85	46	39	5	3	33	0	98	4	0	.240	
Criswell, C.	0	1	20.25	1	1	0	0	0	0	1.1	6	3	3	0	0	0	0	0	0	.600	
Detmers, R.	1	3	7.40	5	5	0	0	0	20.2	26	17	17	5	2	11	1	19	1	0	.295	
Diaz, J.	1	0	4.15	3	2	0	1	0	13.0	11	6	6	1	1	7	0	9	0	0	.220	
Eaton, A.	0	0	0.00	1	0	0	1	0	0	1.0	2	0	0	0	0	0	0	0	0	.400	
Guerra, J.	5	2	6.06	41	1	0	14	0	65.1	67	45	44	6	3	46	1	61	9	2	.262	
Heaney, A.	6	7	5.27	18	18	0	0	0	94.0	92	56	55	16	3	31	0	113	3	0	.252	
Herget, J.	2	2	4.30	14	0	0	2	0	14.2	15	7	7	0	2	4	1	18	0	1	.283	
Hoyt, J.	0	0	6.75	9	0	0	3	0	8.0	12	10	6	0	2	7	0	11	0	0	.324	
Iglesias, R.	7	5	2.57	65	0	0	59	0	34	70.0	53	25	20	11	12	0	103	2	1	.207	
Junk, J.	0	1	3.86	4	4	0	0	0	16.1	20	11	7	5	0	2	0	10	0	0	.294	
Marte, J.	0	1	9.00	4	0	0	2	0	4.0	4	5	4	1	0	3	0	5	0	0	.267	
Mayers, M.	5	5	3.84	72	2	0	9	0	2	75.0	71	32	32	11	3	26	0	90	0	.250	
Naughton, P.	0	4	6.35	7	5	0	0	0	22.2	27	18	16	3	1	14	1	12	0	0	.290	
Ohtani, S.	9	2	3.18	23	23	0	0	0	130.1	98	48	46	15	10	44	2	156	10	2	.207	
Ortega, O.	1	0	4.82	8	0	0	1	0	9.1	12	5	5	1	1	2	0	4	0	1	.333	
Peguerro, E.	0	1	27.00	3	0	0	0	0	2.1	7	7	7	0	1	3	0	0	0	0	.538	
Peña, F.	0	0	37.80	2	0	0	0	0	1.2	7	7	7	0	0	4	0	2	1	0	.583	
Petricka, J.	0	1	15.00	7	0	0	1	0	6.0	6	10	10	1	1	7	1	8	1	0	.261	
Quijada, J.	0	2	4.56	26	0	0	2	0	25.2	20	14	13	2	1	15	1	38	1	1	.213	
Quintana, J.	0	3	6.75	24	10	0	5	0	53.1	66	45	40	9	1	29	0	73	5	0	.297	
Ramirez, N.	0	0	5.40	2	0	0	1	0	0	3.1	5	2	2	1	0	1	0	0	0	.357	
Ramos, A.	0	0	0.00	4	0	0	3	0	0	4.2	0	0	0	0	2	0	3	0	0	.000	
Rodriguez, C.	2	1	3.64	15	2	0	1	0	29.2	28	14	12	0	4	15	0	29	1	0	.243	
Rowen, B.	0	0	5.56	8	0	0	5	0	0	11.1	12	8	7	3	2	2	0	8	0	.273	
Sandoval, P.	3	6	3.62	17	14	0	2	0	1	87.0	69	38	35	11	4	36	0	94	3	.215	
Selman, S.	0	1	6.35	18	0	0	7	0	0	17.0	16	13	12	1	4	8	1	11	0	.258	
Slegers, A.	2	2	6.97	29	0	0	5	0	0	31.0	43	24	24	6	1	15	0	25	1	.326	
Strickland, H.	0	0	9.95	9	0	0	2	0	0	6.1	11	9	7	3	0	4	0	4	0	.379	
Suarez, J.	8	8	3.75	23	14	1	2	0	0	98.1	85	45	41	11	4	36	1	85	4	.230	
Tyler, K.	0	0	2.92	5	0	0	3	0	0	12.1	8	4	4	1	2	6	0	6	0	.190	
Wantz, A.	1	0	4.94	21	0	0	3	0	0	27.1	23	17	15	5	3	11	1	38	1	.219	
Warren, A.	3	0	1.77	16	0	0	1	0	1	20.1	16	5	4	0	1	5	0	20	0	.205	
Watson, T.	3	3	4.64	36	0	0	4	0	0	33.0	25	18	17	3	0	14	1	25	0	.207	
TOTALS	77	85	4.69	162	162	2	161	4	39	1421.2	1373	804	741	188	76	592	18	1453	56	11	.251
OPP.	85	77	4.18	162	162	2	160	13	36	1426.0	1331	723	663	190	59	464	35	1394	63	5	.245

2021 REVIEW



		HOME			AWAY			TOTALS		
		W	L	PCT.	W	L	PCT.	W	L	PCT.
Season		40	42	.488	37	77	.325	77	85	.475
Day Games		9	12	.429	14	14	.500	22	25	.468
Night Games		31	30	.508	24	30	.444	55	60	.478
vs. LH Starters		17	10	.630	13	15	.464	30	25	.545
vs. RH Starters		23	32	.418	24	28	.462	47	60	.439
One-Run Games		14	7	.667	11	7	.611	25	14	.641
Two-Run Games		5	6	.455	7	7	.500	12	13	.480
Extra Innings		0	4	.000	3	1	.750	3	5	.375
Shutouts		1	7	.125	3	6	.333	4	13	.235
In	Mar./Apr.	6	4	.600	6	8	.429	12	12	.500
	May	7	10	.412	5	8	.385	12	18	.400
	June	8	5	.615	7	6	.538	15	11	.577
	July	9	6	.600	4	5	.444	13	11	.542
	Aug.	6	6	.500	8	9	.471	14	15	.483
	Sept./Oct.	4	11	.267	7	7	.500	11	18	.379
Pre All-Star Break		26	20	.565	19	24	.442	45	44	.506
Post All-Star Break		14	22	.389	18	19	.486	32	41	.438
Vs.	Houston	3	6	.333	3	7	.300	6	13	.316
	Oakland	2	8	.200	2	7	.222	4	15	.211
	Seattle	4	6	.400	4	5	.444	8	11	.421
	Texas	5	4	.556	6	4	.600	11	8	.579
A.L. WEST		14	24	.368	15	23	.395	29	47	.382
Vs.	Chicago	3	1	.750	2	1	.667	5	2	.714
	Cleveland	1	2	.333	0	3	.000	1	5	.167
	Detroit	3	1	.750	3	0	1.000	6	1	.857
	Kansas City	3	0	1.000	1	2	.333	4	2	.667
	Minnesota	2	1	.667	3	1	.750	5	2	.714
A.L. CENTRAL		12	5	.706	9	7	.563	21	12	.636
Vs.	Baltimore	3	0	1.000	1	2	.333	4	2	.667
	Boston	2	1	.667	1	2	.333	3	3	.500
	New York	2	1	.667	2	2	.500	4	3	.571
	Tampa Bay	0	4	.000	1	2	.333	1	6	.143
	Toronto	2	2	.500	2	1	.667	4	3	.571
A.L. EAST		9	8	.530	7	9	.438	16	17	.485
Vs.	Arizona	0	0	.000	3	0	1.000	3	0	1.000
	Colorado	2	1	.667	0	0	.000	2	1	.667
	Los Angeles	2	1	.667	1	2	.333	3	3	.500
	San Diego	1	1	.500	1	1	.500	2	2	.500
	San Francisco	0	2	.000	1	1	.500	1	3	.250
NATIONAL LEAGUE		5	5	.500	6	4	.600	11	9	.550





2021 FINAL

WEST	W	L	PCT.	GB	CENTRAL	W	L	PCT.	GB	EAST	W	L	PCT.	GB
Houston	95	67	.586	—	Chicago	93	69	.574	—	Tampa Bay	100	62	.617	—
Seattle	90	72	.556	5.0	Cleveland	80	82	.494	13.0	Boston	92	70	.568	8.0
Oakland	86	76	.531	9.0	Detroit	77	85	.475	16.0	New York	92	70	.568	8.0
ANGELS	77	85	.475	18.0	Kansas City	74	88	.457	19.0	Toronto	91	71	.562	9.0
Texas	60	102	.370	35.0	Minnesota	73	89	.451	20.0	Baltimore	52	110	.321	48.0

ALL-STAR BREAK

WEST	W	L	PCT.	GB	CENTRAL	W	L	PCT.	GB	EAST	W	L	PCT.	GB
Houston	55	36	.604	—	Chicago	54	35	.607	—	Boston	55	36	.604	—
Oakland	52	40	.565	3.5	Cleveland	45	42	.517	8.0	Tampa Bay	53	37	.589	1.5
Seattle	48	43	.527	7.0	Detroit	40	51	.440	15.0	New York	46	43	.517	8.0
ANGELS	45	44	.506	9.0	Minnesota	39	50	.438	15.0	Toronto	45	42	.517	8.0
Texas	35	55	.389	19.5	Kansas City	36	53	.404	18.0	Baltimore	28	61	.315	26.0

POST-ALL-STAR BREAK

WEST	W	L	PCT.	GB	CENTRAL	W	L	PCT.	GB	EAST	W	L	PCT.	GB
Seattle	42	29	.592	—	Chicago	39	34	.534	—	Tampa Bay	47	25	.653	—
Houston	40	31	.563	2.0	Kansas City	38	35	.521	1.0	New York	46	27	.630	1.5
Oakland	34	36	.486	7.5	Detroit	37	34	.521	1.0	Toronto	46	29	.613	2.5
ANGELS	32	41	.438	11.0	Cleveland	35	40	.467	5.0	Boston	37	34	.521	9.5
Texas	25	47	.347	17.5	Minnesota	34	39	.466	5.0	Baltimore	24	49	.329	23.5

END OF APRIL

WEST	W	L	PCT.	GB	CENTRAL	W	L	PCT.	GB	EAST	W	L	PCT.	GB
Oakland	16	11	.593	—	Kansas City	15	9	.625	—	Boston	17	10	.630	—
Seattle	15	12	.556	1.0	Chicago	14	11	.560	1.5	Toronto	12	12	.500	3.5
Houston	14	12	.538	1.5	Cleveland	12	12	.500	3.0	Tampa Bay	13	14	.481	4.0
ANGELS	12	12	.500	2.5	Minnesota	9	15	.375	6.0	Baltimore	12	14	.462	4.5
Texas	11	16	.407	5.0	Detroit	8	19	.296	8.5	New York	12	14	.462	4.5

END OF MAY

WEST	W	L	PCT.	GB	CENTRAL	W	L	PCT.	GB	EAST	W	L	PCT.	GB
Oakland	31	25	.554	—	Chicago	33	21	.611	—	Tampa Bay	35	20	.636	—
Houston	29	24	.547	0.5	Cleveland	29	24	.547	3.5	Boston	32	21	.604	2.0
Seattle	28	27	.509	2.5	Kansas City	26	26	.500	6.0	New York	29	25	.537	5.5
ANGELS	24	30	.444	6.0	Minnesota	22	31	.415	10.5	Toronto	27	25	.519	6.5
Texas	22	33	.400	8.5	Detroit	22	32	.407	11.0	Baltimore	17	37	.315	17.5

END OF JUNE

WEST	W	L	PCT.	GB	CENTRAL	W	L	PCT.	GB	EAST	W	L	PCT.	GB
Houston	48	33	.593	—	Chicago	47	32	.595	—	Boston	50	31	.617	—
Oakland	48	34	.585	0.5	Cleveland	42	35	.545	4.0	Tampa Bay	47	34	.580	3.0
Seattle	42	39	.519	6.0	Detroit	36	45	.444	12.0	Toronto	41	37	.526	7.5
ANGELS	39	41	.488	8.5	Minnesota	33	45	.423	13.5	New York	41	39	.513	8.5
Texas	31	49	.388	16.5	Kansas City	33	46	.418	14.0	Baltimore	27	54	.333	23.0

END OF JULY

WEST	W	L	PCT.	GB	CENTRAL	W	L	PCT.	GB	EAST	W	L	PCT.	GB
Houston	64	41	.610	—	Chicago	61	44	.581	—	Tampa Bay	63	42	.600	—
Oakland	59	47	.557	5.5	Cleveland	51	50	.505	8.0	Boston	63	43	.594	0.5
Seattle	56	49	.533	8.0	Detroit	50	57	.467	12.0	New York	55	48	.534	7.0
ANGELS	52	52	.500	11.5	Kansas City	45	58	.437	15.0	Toronto	53	48	.525	8.0
Texas	37	67	.356	26.5	Minnesota	44	61	.419	17.0	Baltimore	37	66	.359	25.0

END OF AUGUST

WEST	W	L	PCT.	GB	CENTRAL	W	L	PCT.	GB	EAST	W	L	PCT.	GB
Houston	78	54	.591	—	Chicago	77	56	.569	—	Tampa Bay	84	48	.636	—
Oakland	73	59	.553	5.0	Cleveland	65	54	.504	10.0	New York	76	56	.576	8.0
Seattle	71	62	.534	7.5	Detroit	62	71	.466	15.0	Boston	75	59	.560	10.0
ANGELS	66	67	.496	12.5	Kansas City	59	72	.450	17.0	Toronto	69	62	.527	14.5
Texas	47	85	.356	31.0	Minnesota	58	74	.439	18.5	Baltimore	41	90	.313	42.5

2021 REVIEW



My husband was an AL umpire for 15 years. Since we married after he retired I am not eligible to receive his pension now that he has passed. After three heart attacks, I learned that I have atrial fibrillation and high blood pressure. Disability expired and I am on a three year waiting list for housing assistance. Without the help of B.A.T., I do not know what I would do or how I would live.

I am a widow to an umpire

I am a member of the Baseball Family

I am a B.A.T.™ grant recipient



The Baseball Assistance Team provides members of the Baseball Family with medical, financial and psychological assistance through charitable contributions from corporations, foundations and individuals. If you know of a member of the Baseball Family in need of assistance please contact B.A.T. at 866-605-4594. All grants are confidential.



Connect with us on Facebook and Twitter
www.baseballassistanceteam.com

ANGELS RECORDS

RED SOX
ANGELS

SS	BURLES
CF	LYNN
LF	RICE
1B	YASTRZ
C	FISK
CF	LYNN
DH	BROHAM
RF	EVANS
3B	HOBSON



(Editor's Note: All Records Exclusive of Shortened 1972, 1981, 1994, 1995 & 2020 Seasons Unless Otherwise Noted)

SINGLE-SEASON GAMES WON-LOST

Most Games Played	163	1974 & 1969
Most Games Won	100	2008
Fewest Games Won	65	1980
Most Games Won, Home	54	2007 & 2002
Fewest Games Won, Home	30	1980
Most Games Won, Road	50	2008
Fewest Games Won, Road	24	1961
Best Record, Home	54-27	2007 & 2002
Best Record, Road	50-31	2008
Most Games Won, Before All-Star Break	57	2014 & 2008
Most Games Over .500 at All-Star Break	20 (57-37)	2014
Highest Won-Lost Pct.	.617 (100-62)	2008
Lowest Won-Lost Pct.	.406 (65-95)	1980
Most Games Lost	95	1980 & 1968
Most Games Lost, Home	51	1980
Fewest Games Lost, Home	27	2007 & 2002
Most Games Lost, Road	55	1961
Most Shutouts Participated	44	1964
Most Shutouts Won	28	1964
Most Shutouts Won, Home	18	1964
Most Shutouts Won, Road	12	1989
Most Shutouts Lost	23	1971
Most Shutouts Lost, Home	11	1972 & 1971
Most Shutouts Lost, Road	15	1969
Fewest Times Shutout	3	2014 & 1982
Fewest Times Shutout, Home	0	2000
Fewest Times Shutout, Road	0	2014
Most One-Run Games	63	1967 & 1964
Most One-Run Games Won	37	1966
Most Games Won vs. One Club	15	2010 (Seattle) & 2005 (Texas)
Most Games Won vs. One Club, Home	9	1967 (Oakland)
Most Games Won vs. One Club, Road	9	2014 (Texas)
Most Games Lost vs. One Club	15	2021 (Oakland), 2013 (Texas) & 2001 (Seattle)
Most Games Lost vs. One Club, Home	8	2021 (Oakland), 2001 (Seattle) & 1975 (Kansas City)
Most Games Lost vs. One Club, Road	9	2013 (Texas), 1965 (Chicago) & 1961 (New York)
Most Extra-Inning Games Won	13	1976
Best Extra-Inning Record	11-3 (.786)	1985
Most Extra-Inning Games Lost	14	1983
Most 1-0 Games Won	10	1964
Most 1-0 Games Lost	5	1971, 1968 & 1967
Most Games Won, Homestand	11	2011 (June 27-July 20) & 1962 (July 6-25)
Best Homestand Record	7-0	2004 (May 3-9)
Most Games Lost, Homestand	11	1988 (Sept. 13-25) & 1963 (Aug. 2-18)
Worst Homestand Record (min. 7 games)	1-9	1980 (June 6-15)
Most Games Won, Road Trip	14	1962 (June 15-July 4)
Best Road Trip Record	6-0	2013 (June 25-30), 2002 (Sept. 3-8) & 1979 (Apr. 13-19)
Most Games Lost, Road Trip	18	1961 (May 30-June 18)
Worst Road Trip Record	0-10	1969 (May 16-25)
Most Four-Game Sweeps	5	2014
Best Month	22-6	1998 (June)
Worst Month	6-21	1980 (June)
Most Games Won vs. RHP	75	2007
Most Games Lost vs. RHP	73	1999
Most Games Won vs. LHP	37	2009
Most Games Lost vs. LHP	43	1983
Most Players Used	64	2021
Fewest Players Used	32	1978
Most Pitchers Used	40	2021
Fewest Pitchers Used	13	1978
Most Times Using Injured List	32	2021, 2019 & 2018
Most Players Placed on Injured List	26	2021





SINGLE-SEASON TEAM BATTING

Highest Average2852009
Lowest Average2271968
Highest Average with RISP2972009
Highest Slugging Pct.4722000
Lowest Slugging Pct.3181976 & 1968
Most At-Bats5,6861996
Most Runs8832009
Fewest Runs4981968
Most Total Bases2,6592000
Most Hits1,6042009
Fewest Hits1,2091968
Most Players, 100-or-more Hits102009 (MLB Record - tied)
Most Players, 50-or-more RBI112009 (MLB Record)
Most One-Base Hits1,1322004
Most Two-Base Hits3332002
Most Three-Base Hits541966
Most Home Runs2362000
Fewest Home Runs551975
Most Grand Slams81983 & 1979
Most Home Runs, Home:		
Angel Stadium of Anaheim1302000
Anaheim Stadium1041996
Chavez Ravine501962
Wrigley Field1221961
Fewest Home Runs, Home241976, 1975 & 1963
Most Home Runs, Road1062000
Fewest Home Runs, Road311975
Most Extra-Base Hits5792000
Most Runs Batted In8412009
Most Game-Winning RBI982002
Most Pinch-Hits591961
Fewest Pinch-Hits 10 2021
Most PH Home Runs91987
Most PH RBI381973
Highest PH Average3331982
Most Hits, DH1961979
Fewest Hits, DH1212001
Most Home Runs, DH 44 2021
Fewest Home Runs, DH82001
Most RBI, DH1341979
Fewest RBI, DH562001
Highest Average, DH3181979
Most Strikeouts 1,394 2021
Most Players, 100-or-more Strikeouts52018, 2014, 2012 & 2011
Fewest Strikeouts6821978
Most Stolen Bases2201975
Highest Stolen Base Pct.80.22018 & 2012
Most Caught Stealing1081975
Most Sacrifice Hits1141982
Most Sacrifice Flies652007
Most Base on Balls6811961
Fewest Base on Balls4161992
Most Hit by Pitcher772001
Most Grounded into Double Plays1502013
Fewest Grounded into Double Plays981975
Most Left on Base1,2181996
Fewest Left on Base9751992



CLUB FIELDING

Highest Percentage9872018
Lowest Percentage9691961
Most Putouts4,4482014
Fewest Putouts4,2642016
Most Assists2,0771983
Fewest Assists 1,418 2021
Most Total Chances6,6531983
Fewest Total Chances 5,771 2021
Most Errors1921961
Fewest Errors762018
Most Errorless Games1052018
Most Double Plays2031985
Most Passed Balls301969
Fewest Passed Balls41984 & 1982

CLUB PITCHING

Lowest ERA2.911964
Highest ERA5.301996
Lowest WHIP (Walks/Hits per IP)1.222014 & 1968
Most Complete Games721973
Fewest Complete Games02019
Most Innings Pitched1,482.22014
Fewest Innings Pitched1,421.12016
Most Hits1,6361983
Fewest Hits1,2341968
Most Runs9431996
Fewest Runs5511964
Most Earned Runs8471996
Fewest Earned Runs4691964
Most Base on Balls7131961
Fewest Base on Balls4432005
Most Strikeouts 1,453 2021
Fewest Strikeouts6681983
Most Strikeouts, Starters8551973
Most Strikeouts, Relievers7642019
Most Strikeouts per 9 IP 9.20 2021
Most Holds862018
Most Saves662008
Fewest Saves121974
Most Blown Saves281988
Most Shutouts281964
Fewest Shutouts12001
Most Home Runs2672019
Fewest Home Runs911965
Most Grand Slams102003
Most Hit Batsmen841996
Most Wild Pitches982019
Most Balks371988
Most Pitchers Used 40 2021
Most Starting Pitchers Used192019
Fewest Starting Pitchers Used62004
Most Starters, 10-or-more wins52008
Most Pitchers, 10-or-more wins62008

MOST HOME RUNS IN A MONTH BY AN ANGELS PLAYER

MONTH	PLAYER	HR	YEAR
March/April	Mike Trout	10	2018
May	Mo Vaughn	13	2000
June	Shohei Ohtani	13	2021
	Albert Pujols	13	2015
	Tim Salmon	13	1996
July	Mike Trout	13	2019
August	Bobby Bonds	12	1977
September	Vladimir Guerrero	10	2004
	Mo Vaughn	10	1999
Sept./Oct.	Vladimir Guerrero	11	2004
	Mo Vaughn	11	1999

MOST RBI IN A MONTH BY AN ANGELS PLAYER

MONTH	PLAYER	RBI	YEAR
March/April	Don Baylor	28	1979
May	Mo Vaughn	28	1999
June	Vladimir Guerrero	30	2004
July	Jim Edmonds	34	1995
	Don Baylor	34	1979
August	Kendrys Morales	33	2009
September	Garret Anderson	27	2000
	Mo Vaughn	27	1999
	Don Baylor	27	1978
	Bob Oliver	27	1973
	Frank Robinson	27	1973
Sept./Oct.	Mo Vaughn	29	1999

ANGELS RECORDS



INDIVIDUAL BATTING

HIGHEST AVERAGE

Right-Handed	337	2004 (Vladimir Guerrero)
Left-Handed	355	2000 (Darin Erstad)
Switch-Hitter	330	2007 (Chone Figgins)
Most Games	162	1979 (Don Baylor)
		1971 & 1970 (Sandy Alomar)
		1966 (Jim Fregosi)
		1964 (Bobby Knoop)
Most At-Bats	689	1971 (Sandy Alomar)
Most Runs	129	2012 (Mike Trout)

MOST HITS

Right-Handed	206	2004 (Vladimir Guerrero)
Left-Handed	240	2000 (Darin Erstad)
Switch Hitter	186	2005 (Chone Figgins)

MOST ONE-BASE HITS

Right-Handed	156	1970 (Alex Johnson)
Left-Handed	170	2000 (Darin Erstad)
Switch Hitter	148	1971 (Sandy Alomar)

MOST TWO-BASE HITS

Right-Handed	50	2012 (Albert Pujols)
Left-Handed	56	2002 (Garret Anderson)
Switch Hitter	43	2009 (Kendrys Morales)

MOST THREE-BASE HITS

Right-Handed	13	1968 (Jim Fregosi)
Left-Handed	13	1975 (Mickey Rivers)
Switch Hitter	17	2004 (Chone Figgins)

MOST HOME RUNS

Right-Handed	47	2000 (Troy Glaus)
Left-Handed	46	2021 (Shohei Ohtani)
Switch Hitter	34	2009 (Kendrys Morales)
Leadoff Position	30	2012 (Mike Trout)
Leading Off Game	7	1987 (Brian Downing)
Road	24	2019 (Mike Trout)
		1963 & 1962 (Leon Wagner)
Month	13	2021 (June - Shohei Ohtani)
		2019 (July - Mike Trout)
		2015 (June - Albert Pujols)
		2000 (May - Mo Vaughn)
		1996 (June - Tim Salmon)
		2002 (David Eckstein)
		1979 & 1978 (Joe Rudi)

Grand Slams

3	2002 (David Eckstein)
	1979 & 1978 (Joe Rudi)

MOST HOME RUNS, HOME

Angel Stadium	26	2021 (Shohei Ohtani)
Anaheim Stadium	23	1993 (Tim Salmon)
Chavez Ravine	13	1962 (Leon Wagner)
Wrigley Field	19	1961 (Leon Wagner)

MOST EXTRA-BASE HITS

Most Extra-Base Hits	88	2002 (Garret Anderson)
----------------------	----	------------------------

MOST RBI

Right-Handed	139	1979 (Don Baylor)
Left-Handed	123	2002 & 2001 (Garret Anderson)
Switch Hitter	112	1993 (Chili Davis)
Month	34	1979 (July - Don Baylor)
		1995 (July - Jim Edmonds)
Most Game-Winning RBI	21	1982 (Don Baylor)

MOST TOTAL BASES

Right-Handed	366	2004 (Vladimir Guerrero)
Left-Handed	366	2000 (Darin Erstad)
Switch Hitter	322	2009 (Kendrys Morales)

MISC.

Highest Slugging Pct.	645	2019 (Mike Trout)
Highest On-Base Pct.	460	2018 (Mike Trout)
Highest Pinch-Hit Average (20+ AB)	435	1964 (Willie Smith; 10/23)
Most At-Bats Pinch-Hitter	56	1973 (Winston Llenas)
Most Hits, PH	16	1973 (Winston Llenas)
Most Home Runs, PH	4	1996 (Jack Howell)
Most RBI, PH	18	1973 (Winston Llenas)



INDIVIDUAL BATTING CONTINUED

Most Times On Base	309	2013 (Mike Trout)
Most Runs Created	142	2013 (Mike Trout)
Highest Designated Hitter Average★	349	1979 (Don Baylor)
Most At-Bats, DH	608	1982 (Don Baylor)
Most Hits, DH	160	1982 (Don Baylor)
Most Home Runs, DH	43	2021 (Shohei Ohtani)
Most RBI, DH	112	1993 (Chili Davis)
Most Strikeouts	189	2021 (Shohei Ohtani)
Most Stolen Bases	70	1975 (Mickey Rivers)
Highest Stolen Base Pct.	92.3 (24/26)	2018 (Mike Trout)
Most Caught Stealing	24	1993 (Chad Curtis & Luis Polonia)
Most Base on Balls	122	2018 (Mike Trout)
Most Intentional Base on Balls	28	2007 (Vladimir Guerrero)
Most Sacrifice Hits	26	1982 (Tim Foli)
Most Sacrifice Flies	13	1979 (Dan Ford)
Most Hit by Pitch	27	2002 (David Eckstein)
Most Grounded Into Double Plays	28	2014 (Albert Pujols)

★ Based on 250-or-more At-Bats

INDIVIDUAL PITCHING

LOWEST ERA

Starter (in starts only)	1.57	1964 (Dean Chance)
Reliever (in relief outings only)	1.31	1964 (Bob Lee)

MOST GAMES WON

RHP	22	1974 (Nolan Ryan)
LHP	22	1970 (Clyde Wright)
Home	13	1973 & 1972 (Nolan Ryan)
Road	13	2002 (Jarrod Washburn)
Reliever	12	1967 (Minnie Rojas) 1966 (Jack Sanford)

MOST GAMES LOST

RHP	19	1991 (Kirk McCaskill)
LHP	19	1974 (Frank Tanana) 1973 (Clyde Wright) 1967 (George Brunet)
Most Games	78	2005 (Scott Shields)
Most Games Started	41	1974 (Nolan Ryan)
Most Complete Games	26	1974 & 1973 (Nolan Ryan)
Most Scoreless Appearances	67	2014 (Joe Smith)
Most Saves, RHP	62 (MLB Record)	2008 (Francisco Rodriguez)
Most Saves, LHP	48	2009 (Brian Fuentes)
Most Saves, Month	12	2008 (July - Francisco Rodriguez) 2006 (Aug. - Francisco Rodriguez) 2005 (Sept. - Francisco Rodriguez) 1991 (Sept. - Bryan Harvey)
Best Save Pct. (min. 30 SVO)	.929 (39/42)	2001 (Troy Percival)
Most Shutouts	11	1964 (Dean Chance)
Most Innings	332.2	1974 (Nolan Ryan)
Most Hits	287	1983 (Tommy John)
Fewest Hits★	160	1971 (Rudy May)
Most Runs	130	1988 (Mike Witt)
Fewest Runs★	56	1964 (Dean Chance)
Most Earned Runs	118	1996 (Jim Abbott)
Fewest Earned Runs★	51	1964 (Dean Chance)
Most Base on Balls	204	1977 (Nolan Ryan)
Fewest Base on Balls★	28	2005 (Paul Byrd)
Most Strikeouts	383 (MLB Record)	1973 (Nolan Ryan)
Fewest Strikeouts★	65	1983 (Tommy John) 1973 (Clyde Wright)
Most Games, 10-or-more Strikeouts	23	1973 (Nolan Ryan)
Most Home Runs	40	2002 (Ramon Ortiz) 1996 (Shawn Boskie)
Most Hit Batsmen	21	1969 (Tom Murphy)
Most Wild Pitches (as Starter)	22	2014 (Garrett Richards)
Most Wild Pitches (as Reliever)	13	2004 (Kevin Gregg)
Most 1-0 Victories	6	1964 (Dean Chance)
Most Games Finished	69	2008 (Francisco Rodriguez)
Highest Won-Lost Percentage (min. 15 decisions)	.800 (20-5)	2012 (Jered Weaver)
	.800 (16-4)	2014 (Matt Shoemaker)

★Based on 200-or-more innings pitched





CLUB GENERAL

Players Used, Game.....	25.....	2017 (Sept. 4 at OAK) 1986 (Sept. 10 at CLE) 2020 (July 31 vs. HOU)
Longest Game Time, Home (9 innings).....	4:21.....	2017 (Sept. 1 at TEX)
Longest Game Time, Road (9 Innings).....	4:33.....	1972 (May 6 vs. MIL)
Shortest Game Time, Home (9 Innings).....	1:31.....	1963 (Sept. 25 at NYY)
Shortest Game Time, Road (9 Innings).....	1:38.....	2014 (Aug. 9 vs. BOS; 19 inn.)
Longest Game Time, Extra-Innings, Home.....	6:32.....	2013 (Apr. 29 at OAK; 19 inn.)
Longest Game Time, Extra-Innings, Road.....	6:32.....	1982 (Apr. 13 vs. SEA)
Longest Game, Innings, Home.....	20.....	1971 (July 9 at OAK)
Longest Game, Innings, Road.....	20.....	1986 (Aug. 15 at MIN)
Most Left On Base (9 Innings).....	17.....	1982 (Sept. 18 at TOR)
Most Left On Base, Extra-Innings.....	20.....	1968 (Aug. 21 vs. BAL - 15 inn.)
Most Double Plays Turned by Angels.....	6.....	1998 (May 12 at CWS) 1975 (Aug. 8 vs. NYY) 1966 (May 1 at BOS) 1963 (Aug. 23 at WAS)
Largest Winning Margin.....	22 (24-2).....	1979 (Aug. 25 at TOR)
Largest Winning Margin, Home.....	19 (19-0).....	2002 (May 10 vs. CWS)
Largest Losing Margin.....	18 (21-3).....	2018 (Sept. 20 at OAK)
Largest Deficit Overcome, Win.....	8.....	2021 (Aug. 19 at DET; 13-10 win; Trailing 2-10 after 5 inn.) 1986 (Aug. 29 vs. DET; 13-12 win; Trailing 3-11 after 6 1/2 inn.)
Largest Deficit Overcome, Loss.....	9.....	1997 (July 31 vs. CWS; 14-12 loss)
Most Runs, Both Clubs.....	30 (9-21).....	2000 (Sept. 30 vs. SEA)
Most Errors, 9 Innings.....	6.....	1975 (June 27 vs. OAK)
Most Errors, Extra-Innings.....	6.....	1963 (Apr. 16 at MIN - 13 inn.)

CLUB BATTING

Most Runs.....	24 (24-2).....	1979 (Aug. 25 at TOR)
Most Runs, Home.....	21 (21-6).....	2004 (Aug. 25 vs. KC)
Most Runs, Inning.....	13.....	1997 (May 12 vs. CWS - 7th inn.) 1978 (Sept. 14 at TEX - 9th inn.)
Most Runs, Extra Inning (Single Inning).....	9.....	2009 (Aug. 16 at BAL, 13th inn.)
Most Hits.....	26.....	1980 (June 20 at BOS) 1979 (Aug. 25 at TOR)
Most Hits, Inning.....	11.....	1997 (May 12 vs. CWS - 7th inn.) 1966 (Apr. 30 at BOS - 8th inn.)
Most Hits, First Inning.....	10.....	2013 (Apr. 20 vs. DET)
Most Total Bases.....	52.....	1980 (June 20 at BOS)
Most Total Bases, Inning.....	24.....	1966 (Apr. 30 at BOS - 8th inn.)
Most One-Base Hits.....	20.....	1967 (Aug. 23 at CLE)
Most Two-Base Hits.....	10.....	1999 (Apr. 12 at TEX)
Most Three-Base Hits.....	3 (16th time).....	2011 (Sept. 2 vs. MIN)
Most Home Runs.....	7.....	2003 (June 4 at MON - Puerto Rico)
Most Home Runs, Inning.....	4.....	2000 (May 28 at KC - 5th inn.)
Most Home Runs, Both Clubs.....	11.....	1994 (July 1 at BAL; Cal - 5, Bal. - 6)
Most Walks, 9 Innings.....	14.....	2000 (Sept. 23 at TEX)
Most Walks, Extra-Innings.....	14.....	1976 (May 8 vs. CLE - 13 inn.)
Most Strikeouts, 9 Innings.....	18.....	1978 (June 16 at NYY - Guidry)
Most Strikeouts, Extra-Innings.....	26.....	1971 (July 9 at OAK - 20 inn.)
Most Stolen Bases.....	7.....	1981 (Aug. 25 vs. BOS)
Most Stolen Bases, Inning.....	4.....	(last time) 1997 (June 28 at SEA, 7th inn.)
Most Steals of Home.....	2.....	1966 (Sept. 3 vs. WAS)
Most Steals by Opponent.....	8.....	2016 (Aug. 12 at CLE)
Most Extra-Base Hits.....	13.....	1980 (June 20 at BOS) 1979 (Aug. 25 at TOR)
Most Pinch-Hitters Used.....	7.....	1968 (Sept. 4 vs. CLE)



CLUB PITCHING

Most Runs Allowed	21	2018 (Sept. 20 at OAK)
		2000 (Sept. 30 vs. SEA)
Most Runs Allowed, Home	21	2000 (Sept. 30 vs. SEA)
Most Runs Allowed, Road	21	2018 (Sept. 20 at OAK)
Most Runs Allowed, Inning	13	1996 (July 5 at OAK - 1st inn.)
		1990 (July 8 at MIL - 5th inn.)
Most Hits Allowed	26	1980 (Aug. 28 at BAL)
Most Hits Allowed, Inning	10	1990 (July 8 at MIL - 5th inn.)
Most Two-Base Hits Allowed	8	1994 (Aug. 9 vs. KC)
		1980 (Aug. 28 at BAL)
Most Home Runs Allowed	8	2005 (June 30 at TEX)
		1996 (June 27 vs. OAK)
Most Home Runs Allowed, Inning	4	2000 (May 26 at KC - 6th inn.)
		1995 (Sept. 5 at BAL - 2nd inn.)
		1963 (July 31 at CLE - 3rd inn.)
Most Base on Balls Allowed, 9 Innings	12 (last time)	2000 (Sept. 30 vs. SEA)
Most Base on Balls Allowed, Extra-Innings	13	1994 (Aug. 6 vs. CWS, 10 inn.)
		1992 (July 12 at DET, 10 inn.)
Most Strikeouts, 9 Innings	20	2012 (Sept. 25 at SEA)
Most Strikeouts, Extra-Innings	26	2004 (June 8 vs. MIL, 17 inn.)
Most Hit Batsmen	5	2018 (Aug. 12 vs. OAK)
		2001 (June 7 vs. OAK)
Most Wild Pitches	6	2009 (June 22 vs. COL)
		1991 (Apr. 13 at MIN)
Most Pitchers Used, 9 Innings	9 (last time)	2021 (Sept. 22 vs. HOU)
Most Pitchers Used, Extra-Innings	12	2017 (Sept. 4 at OAK, 11 inn.)

INDIVIDUAL BATTING

Most At-Bats (9 inn.)	7	Jim Edmonds	1995 (June 29 at TEX)
		Wally Joyner	1986 (Aug. 5 at TOR)
		Don Baylor	1979 (Aug. 25 at MIN)
		Albie Pearson	1961 (July 21 vs. WAS)
Most At-Bats (Extras)	9	Albert Pujols	2014 (Aug. 9 vs. BOS; 19 inn.)
		Brendan Harris, Howie Kendrick	2013 (Apr. 29 at OAK; 19 Inn.)
		Don Baylor	1982 (Apr. 13 vs. SEA; 20 inn.)
Most Runs	5	C.J. Cron	2016 (July 2 at BOS)
		Mark Trumbo	2013 (Sept. 10 at TOR)
		Erick Aybar	2011 (Sept. 18 at BAL)
		Tim Salmon	1998 (Apr. 12 at CLE)
Most Hits	6	C.J. Cron	2016 (July 2 at BOS - 9 inn.)
		Chone Figgins	2007 (June 18 vs. HOU - 9 inn.)
		Garret Anderson	1996 (Sept. 27 at TEX - 15 inn.)
Most Hits, Inning	2	Several times; last - Phil Gosselin	2021 (Sept. 25 vs. SEA - 3rd inn.)
Most Hits, Extra-Innings	6	Garret Anderson	1996 (Sept. 27 at TEX)
Most Two-Base Hits	3	Several times; last - David Fletcher	2021 (July 17 vs. SEA)
Most Three-Base Hits	2	Several times; last - Shohei Ohtani	2021 (Sept. 25 vs. SEA)
Most Home Runs, Game	3	Torii Hunter	2009 (June 13 vs. SD)
		Garret Anderson	2003 (June 4 at MON - Puerto Rico)
		Troy Glaus	2002 (Sept. 15 vs. TEX)
		Dave Winfield	1991 (Apr. 13 at MIN)
		Wally Joyner	1987 (Oct. 3 vs. CLE)
		Reggie Jackson	1986 (Sept. 18 vs. KC)
		Doug DeCinces	1982 (Aug. 8 at SEA)
			1982 (Aug. 3 vs. MIN)
		Fred Patek	1980 (June 20 at BOS)
		Carney Lansford	1979 (Sept. 1 at CLE)
		Leroy Stanton	1973 (July 10 at BAL)
		Lee Thomas	1961 (Sept. 5 at KC)
Most Extra-Base Hits	4	11 times; last - Mike Trout	2018 (May 26 at NYY)
Most Total Bases	15	Dave Winfield	1991 (Apr. 13 at MIN)
Most RBI	10	Garret Anderson	2007 (Aug. 21 vs. NYY)
Most Base on Balls, 9 Innings	4	Several times; last - Shohei Ohtani	2021 (Sept. 24 vs. SEA)
Most Base on Balls, Extra Innings	5	Albie Pearson	1963 (Apr. 24 at DET - 14 inn.)
			1961 (June 25 vs. BAL - 15 inn.)
Most Intentional Base on Balls	3	7 times; last - Mike Trout	2018 (May 1 vs. BAL)
Most Strikeouts, 9 Innings	4	Several times, last - Phil Gosselin	2021 (Sept. 1 vs. NYY)
Most Strikeouts, Extra-Innings	6	Bill Cowan	1971 (July 9 at OAK)
		Rick Reichardt	1966 (May 31 vs. CLE)
Most Grounded Into Double Plays	3	4 times; last - Josh Hamilton	2013 (June 18 vs. SEA)
Most Stolen Bases	4	4 times; last - Cameron Maybin	2017 (June 9 at HOU)
Most Caught Stealing	3	Luis Polonia	1993 (May 24 at SEA)
Players Hitting for Cycle		Shohei Ohtani	2019 (June 13 at TB)
		Mike Trout	2013 (May 21 vs. SEA)
		Chone Figgins	2006 (Sept. 16 at TEX)
		Jeff DaVanon	2004 (Aug. 25 vs. KC)
		Dave Winfield	1991 (June 24 at KC)
		Dan Ford	1979 (Aug. 10 vs. SEA)
		Jim Fregosi (Twice)	1968 (May 20 vs. BOS) & 1964 (July 28 vs. NYY)



5-for-5 Game	Mike Trout	2018 (Sept. 8 at CWS) 2018 (May 26 at NYY)
	Yunel Escobar	2016 (Aug. 17 vs. SEA) 2016 (July 26 at KC)
	Erick Aybar	2015 (July 3, 2015 at TEX)
	Mark Trumbo	2013 (Sept. 10 at TOR)
	Bobby Abreu	2011 (Apr. 3 at KC)
	Kendrys Morales	2009 (Aug. 28 vs. OAK)
	Casey Kotchman	2008 (July 23 vs. CLE)
	Chone Figgins	2007 (June 18 vs. HOU - 6-for-6)
	David Eckstein	2004 (June 2 vs. BOS)
	Darin Erstad	2002 (Aug. 27 vs. TB)
	Tim Salmon	2002 (July 19 vs. SEA)
	Mo Vaughn	2000 (May 24 at MIN)
	Gary DiSarcina	1998 (Sept. 24 at OAK) 1998 (June 13 at TEX)
	Darin Erstad	1998 (June 9 at ARI)
	Rex Hudler	1996 (May 26 vs. BOS)
	Tony Phillips	1995 (June 14 vs. MIN)
	Chili Davis	1995 (May 10 vs. TEX)
	Chris Turner	1994 (July 5 at BOS)
	Tim Salmon	1994 (May 13 at SEA)
	Dave Winfield	1991 (June 24 at KC)
	Dave Gallagher	1991 (May 19 at BAL)
	Bob Boone	1988 (June 17 at KC)
	Juan Beniquez	1984 (May 29 vs. NYY)
	Rod Carew	1981 (Aug. 21 vs. CLE)
	Rick Burleson	1981 (June 3 at TOR)
	Dickie Thon	1980 (May 28 vs. TEX)
	Brian Downing	1979 (Apr. 15 at OAK)
	Mario Guerrero	1977 (June 14 at MIN)
	Richie Scheinblum	1973 (July 28 at KC)
	Tom Satiriano	1968 (Aug. 11 at BAL)
	Lee Thomas	1961 (Sept. 5 at KC)

INDIVIDUAL PITCHING

Perfect Game	Mike Witt	1984 (Sept. 30 at TEX)
No-Hitters, Angels (incl. combined)	Taylor Cole, Félix Peña	2019 (July 12 vs. SEA)
	Jered Weaver	2012 (May 2 vs. MIN)
	Ervin Santana	2011 (July 27 at CLE)
	Jered Weaver, Jose Arredondo (unofficial)	2008 (June 28 at LAD, 8 IP)
	Mark Langston, Mike Witt	1990 (Apr. 11 vs. SEA)
	Mike Witt	1984 (Sept. 30 at TEX - Perfect Game)
	Nolan Ryan	1975 (June 1 vs. BAL) 1974 (Sept. 28 vs. MIN) 1973 (July 15 at DET) 1973 (May 15 at KC) 1970 (July 3 vs. OAK)
No-Hitters, Opponents (incl. combined)	Bo Belinsky	1962 (May 5 vs. BAL)
	Eric Milton	1999 (Sept. 11 at MIN)
	Kenny Rogers	1994 (July 28 at TEX - Perfect Game)
	Joe Cowley	1986 (Sept. 19 vs. CWS)
	Bert Blyleven	1977 (Sept. 22 vs. CLE)
	Dennis Eckersley	1977 (May 30 at CLE)
	Vida Blue	1975 (Sept. 28 at OAK)
	Glenn Abbott	
	Paul Lindblad	
	Rollie Fingers	
	Earl Wilson	1962 (June 26 at BOS)
One-Hitters, Angels (individual)	(last time - Andrew Heaney)	2018 (June 5 vs. KC)
One-Hitters, Opponents (individual)	(last time - Mike Leake)	2019 (July 19 at SEA)
Most Earned Runs Allowed	Scott Kazmir	2010 (July 10 at OAK)
Most Hits Allowed	John Lackey	2008 (July 10 at TEX - 5.2 IP)
	Paul Hartzell	1976 (Sept. 9 at KC - 8.2 IP)
Most Home Runs Allowed	Nick Tropeano	2018 (July 26 vs. CWS)
	Willie Fraser	1988 (Aug. 16 at NYY)
Most Base on Balls, 9 Innings	Andy Hassler	1974 (Sept. 4 at OAK)
	Nolan Ryan	1974 (Apr. 5 at CWS)
Most Base on Balls, Extra-Innings	Rudy May	1973 (Sept. 17 at OAK - 12.2 IP)
Most Base on Balls, Inning (No IBB)	(last time - Zack Greinke)	2012 (Aug. 8 at OAK)
Most Strikeouts, 9 Innings	Nolan Ryan	1974 (Aug. 12 vs. BOS)
Most Strikeouts, Extra-Innings	Nolan Ryan	1977 (June 8 vs. TOR - 10 IP) 1974 (Aug. 20 vs. DET - 11 IP) 1974 (June 14 vs. BOS - 13 IP) 2019 (Apr. 22 vs. NYY)
Most Strikeouts, Inning	Luke Bard	2012 (Sept. 25 vs. SEA, 4th inn.)
	Zack Greinke	2008 (June 21 at PHI, 8th inn.)
	Scot Shields	2008 (June 21 at PHI, 8th inn.)
	Chuck Finley (twice)	1999 (Aug. 15 vs. DET, 1st inn. & May 12 at NYY, 3rd inn.)
	Ryne Duren	1961 (May 18 vs. CWS, 7th inn.)
Most Hit Batsmen	Scott Schoeneweis	2001 (June 7 vs. OAK)
	Omar Olivares	1999 (June 13 vs. ARI)
	Steve Sparks	1999 (May 22 at TB)
	Ken McBride	1964 (Apr. 23 vs. CLE)
Striking Out the Side, 9 Pitches	Garrett Richards	2014 (June 4 at HOU - 2nd inn.)
	Nolan Ryan	1972 (July 9 vs. BOS - 2nd inn.)



CLUB GENERAL

Games Won	11	1964 (June 16-26)
Games Won, Home	12	1967 (July 4-Aug. 4)
Games Won, Road	11	2018 (Mar. 30-Apr. 24) 1988 (July 6-Aug. 2)
Games Won Vs. One Club	14	vs. DET (May 8, 2002-Aug. 23, 2003)
Games Won vs. One Club, Home	11	vs. DET (May 8, 2002-May 5, 2004)
Games Won vs. One Club, Road	9	vs. KC Royals (Aug. 29, 2003-July 3, 2005) vs. KC A's (July 25, 1965-May 2, 1965)
Double-Headers Won	5	1964 (July 12-26)
Come-From-Behind Wins	7	1996 (June 9-15)
Games Lost	13	1988-89 (Sept. 19-Apr. 4)
Games Lost, Home	15	1974 (June 30-July 28)
Games Lost, Road	14	1969 (Apr. 29-June 8)
Games Lost vs. One Club, Home	13	vs. CLE (July 18, 1973-July 13, 1975)
Games Lost vs. One Club, Road	12	vs. CWS (July 23, 1964-Apr. 12, 1966)
Errorless Games	14	4 times; last, 2017 (July 1-21)
Games Making Double Plays	18	1963 (Aug. 13-Sept. 1 - 38 DP)

CLUB BATTING

Hits, Game (No BB/SF/HBP)	7	2009 (June 12 vs. SD - 4th inn.) 2002 (Aug. 31 vs. BAL - 2nd inn.) 1998 (July 29 vs. NYY - 4th inn.) 1988 (Aug. 27 vs. NYY - 2nd inn.) 1979 (May 13 at NYY - 9th inn.)
Hits, Game (Including BB/SF/HBP)	11	1997 (May 12 vs. CWS - 7th inn.) 1979 (July 4 vs. OAK - 8th inn.)
Consecutive Batters Reaching Base Safely, Game	10	1978 (Sept. 14 at TEX - 9th inn.) July 26-Aug. 13, 1982 (30 Total)
Games with a Home Run	28	July 26-Aug. 24, 1990 (43 Total)
Games with a Double	3	Tommy La Stella, Mike Trout, Shohei Ohtani 2019 (June 8 vs. SEA)
Consecutive Home Runs	3	Kole Calhoun, Mike Trout, Albert Pujols 2016 (Sept. 3 at SEA) Mike Trout, Albert Pujols, Raul Ibanez 2014 (Apr. 13 vs. NYM) Juan Rivera, Kendrys Morales, Mike Napoli 2009 (July 27 vs. CLE) Kendrys Morales, Mike Napoli, Brandon Wood 2008 (Sept. 18 at OAK)
Stolen Bases	14	Vladimir Guerrero, Jose Guillen, Jeff DaVanon 2004 (May 24 at TOR) Troy Glaus, Darin Erstad, Garret Anderson 2001 (July 26 vs. TB) Garret Anderson, Troy Glaus, Scott Spiezio 2000 (June 24 vs. MIN) Mo Vaughn, Tim Salmon, Garret Anderson 2000 (May 28 at KC) Reggie Jackson, Bobby Grich, Brian Downing 1984 (Apr. 24 at BOS) Bobby Bonds, Don Baylor, Ron Jackson 1977 (May 11 vs. BAL) Lee Thomas, Leon Wagner, Bob Rodgers 1962 (Aug. 28 vs. KC) 1975 (Apr. 27-May 11)

CLUB PITCHING

Complete Games	7	1972 (Sept. 21-27)
Shutouts	3	1974 (Sept. 28-Oct. 1) 1965 (July 9-11)
Shutout Innings Pitched	32.2	1974 (Sept. 28-Oct. 2)
Games With Save	6	2005 (Sept. 17-23) 1996 (June 10-15)
Innings, No Home Runs	100.2	1974 (July 22-Aug. 6)
Games Allowing a Home Run	22	2019 (June 14-July 7; 35 total)
Games Allowing a Home Run (Starters)	16	1994 (July 5-23; 23 total)

INDIVIDUAL BATTING

Games Played	648	Sandy Alomar	May 16, 1969-May 21, 1973
Games Hitting Safely	28	Garret Anderson	1998 (June 28-July 31)
Games Reaching Base Safely	63	Orlando Cabrera	2006 (Apr. 25-July 6)
Hits (Consecutive PAs - no BB/SF/HBP)	9	Bengie Molina	2001 (Aug. 20-23)
Times on Base Safely	12	Bobby Grich	1984 (Sept. 14-17)
Games with Home Run	5	Bobby Bonds	1977 (Aug. 2-7)
Games with RBI	12	Garret Anderson	2007 (Aug. 26-Sept. 7)
Games with One-or-More Runs	15	Mike Trout	2012 (July 5-23)
Stolen Bases	30	Mike Trout	2012 (June 5-Aug. 21)



INDIVIDUAL PITCHING

Games Won	14	Chuck Finley	1997-98 (July 1-May 2)
Games Won, Season	12	Jarrod Washburn	2002 (Apr. 19-July 21)
Games Won, Start of Season	9	Jered Weaver (12 starts)	2006 (May 27-Aug. 18)
Games Won, Reliever	10	Darren Oliver	2008-09 (May 6-July 18)
Complete Games Won	7	Jack Sanford	1966 (May 6-Aug. 4)
Games Lost	17	Nolan Ryan	1973 (Aug. 29-Sept. 27)
Games Appeared	7	Andy Hassler	1975-76 (May 4-July 2)
Complete Games	14	Clyde Wright	1969 (Aug. 1-9)
Shutouts	3	Frank Tanana	1977 (Apr. 29-July 3)
		Nolan Ryan	1976-77 (Sept. 29-Apr. 7)
		Rudy May	Apr. 23-May 4, 1973
		Nolan Ryan	Aug. 22-31, 1972
		Jim McGlothlin	May 28-June 7, 1967
		Dean Chance	July 11-19, 1964
Shutout Innings	36	Jim McGlothlin	1967
Innings, No Home Runs	105.2	Greg Minton	1988-89 (June 18-June 10)
Strikeouts	8	Cam Bedrosian	2016 (July 28-Aug. 2)
		Nolan Ryan	1973 (Aug. 7 at Milwaukee)
			1972 (July 9 vs. Boston)
Strikeouts, Two Consecutive Games	32	Nolan Ryan	1974 (Aug. 7 vs. CWS - 13 & Aug. 12 vs. BOS - 19)
Strikeouts, Three Consecutive Games	47	Nolan Ryan	1974 (Aug. 12 vs. BOS - 19, Aug. 16 vs. MIL - 9 & Aug. 20 vs. DET - 19)
Saves	25	Francisco Rodriguez	2008 (Apr. 14-June 11)

ROOKIE SEASON

INDIVIDUAL BATTING (QUALIFIED FOR BATTING TITLE)

Highest Average	326	2012 (Mike Trout)
Highest On-Base Percentage	399	2012 (Mike Trout)
Highest Slugging Percentage	564	2012 (Mike Trout)
Highest OPS	963	2012 (Mike Trout)
Most Games	162	1964 (Bobby Knoop)
Most At-Bats	639	1987 (Devon White)
Most Runs	129	2012 (Mike Trout)
Most Hits	182	2012 (Mike Trout)
Most Multi-Hit Games	56	2012 (Mike Trout)
Most Extra-Base Hits	67	1993 (Tim Salmon)
Most Two-Base Hits	35	1993 (Tim Salmon)
Most Three-Base Hits	11	2000 (Adam Kennedy)
Most Home Runs	31	1993 (Tim Salmon)
Most Consecutive Games w/ One-or-More HR	4 (5 total)	1993 (Tim Salmon; Aug. 16-19)
Most Total Bases	315	2012 (Mike Trout)
Most Runs Batted In	100	1986 (Wally Joyner)
Most Game-Winning RBI	14	1986 (Wally Joyner)
Most Stolen Bases	49	2012 (Mike Trout)
Longest Hitting Streak	21	2004 (Robb Quinlan)
Most Sacrifice Hits	16	2001 (David Eckstein)
Most Sacrifice Flies	12	1986 (Wally Joyner)
Most Hit by Pitch	21	2001 (David Eckstein)
Most Base on Balls	82	1993 (Tim Salmon)
Most Strikeouts	139	2012 (Mike Trout)

LONGEST HITTING STREAKS IN ANGELS HISTORY

28 - Garret Anderson (1998)	21 - Darin Erstad (2005)	18 - Howie Kendrick (2011)
26 - David Fletcher (2021)	Robb Quinlan (2004)	Torii Hunter (2011)
25 - Rod Carew (1982)	Randy Velarde (1996)	David Eckstein (2004)
23 - Garret Anderson (2008)	Bobby Grich (1981)	Chad Curtis (1993)
Jim Edmonds (1995)	20 - Kendrys Morales (2009)	Fred Lynn (1982)
22 - Sandy Alomar (1970)	Vladimir Guerrero (2006)	Rod Carew (1980)
	Tim Salmon (2003)	Sandy Alomar (1971)
	Bobby Grich (1979)	Buck Rodgers (1964)
	19 - Rod Carew (1982)	



STARTERS (BASED ON 200-OR-MORE INNINGS PITCHED)

Lowest ERA	2.93	1965 (Marcelino Lopez)
Most Games Won	16	2014 (Matt Shoemaker)
Best Winning Pct.	800 (16-4)	2014 (Matt Shoemaker)
Consecutive Wins to Start Career	9	2006 (Jered Weaver)
Most Games Lost	19	1974 (Frank Tanana)
Fewest Games Lost	10	1987 (Willie Fraser) 1962 (Dean Chance)
Most Games ★	39	1974 (Frank Tanana)
Most Starts	36	1961 (Ken McBride)
Most Complete Games	12	1974 (Frank Tanana)
Most Innings Pitched	268.2	1974 (Frank Tanana)
Most Hits Allowed	262	1974 (Frank Tanana)
Fewest Hits Allowed	185	1965 (Marcelino Lopez)
Most Runs Allowed	113	1961 (Ken McBride)
Fewest Runs Allowed	79	1965 (Marcelino Lopez)
Most Earned Runs	97	1961 (Ken McBride)
Fewest Earned Runs	68	1962 (Dean Chance)
Most Base on Balls	122	1962 (Bo Belinsky)
Fewest Base on Balls	61	1984 (Ron Romanick)
Most Strikeouts	180	1974 (Frank Tanana) 1961 (Ken McBride)
Most Shutouts	4	1974 (Frank Tanana)
Lowest Batting Average Against	.233	1965 (Marcelino Lopez)
No-Hitter	Bo Belinsky	1962 (May 5 vs. BAL)

★ Tanana's total includes four relief appearances.

ROOKIE SEASON

RELIEVERS (BASED ON 40-OR-MORE GAMES)

Lowest ERA	1.31	1964 (Bob Lee)
Most Games Won	11	1979 (Mark Clear)
Most Games	75	2013 (Dane De La Rosa)
Most Saves	32	2011 (Jordan Walden)
Most Innings Pitched	114	1987 (DeWayne Buice)
Most Hits Allowed	89	1982 (Luis Sanchez)
Fewest Hits Allowed	32	2002 (Brendan Donnelly)
Most Runs Allowed	48	1979 (Mark Clear)
Fewest Runs Allowed	13	2002 (Brendan Donnelly) 1969 (Ken Tatum)
Most Earned Runs	44	1979 (Mark Clear)
Fewest Earned Runs	11	2008 (Jose Arredondo)
Most Base on Balls	68	1979 (Mark Clear)
Fewest Base on Balls	7	2016 (Deolis Guerra)
Most Strikeouts	109	1987 (DeWayne Buice)
Most Home Runs Allowed	14	2018 (Noé Ramirez)
Lowest Batting Average Against	.147	1995 (Troy Percival)

BEST ANGELS CAREER EARNED RUN AVERAGES (MIN. 500 IP)

	NAME	ERA	GS	INN	ER
1.	Andy Messersmith	2.78	123	972.1	300
2.	Dean Chance	2.83	168	1236.2	389
3.	Troy Percival	2.99	0	586.2	195
4.	Nolan Ryan	3.07	288	2181.1	743
5.	Frank Tanana	3.08	218	1615.1	553
6.	George Brunet	3.13	157	1047.1	364
7.	Scot Shields	3.18	15	697.0	246
8.	Paul Hartzell	3.27	50	512.1	186
9.	Clyde Wright	3.28	189	1403.1	512
10.	Jim McGlothlin	3.37	110	692.1	259



ANGELS IN THE POSTSEASON



The Angels celebrated their first World Series Championship in 2002

1979 CALIFORNIA ANGELS

Following entry into the American League as an expansion club in 1961, the first postseason berth for the Angels franchise came in 1979. The Angels featured an offense that led the American League in runs scored with 866 and registered a .282 team average, both marks establishing club records.

The magical season, considered by Owner Gene Autry as one of his proudest memories, was led by the MVP season of Don Baylor who recorded a .296 average with 36 home runs, and a league-leading 162 games played, 120 runs scored and 139 RBI. His 28 RBI in April set a league record, while his 34 RBI in July established a club record. Baylor's accomplishments led to his selection as A.L. "Player of the Month" twice in '79.

Baylor, Dan Ford (101) and Bobby Grich (101) paced the club in RBI, while Baylor, Ford (100) and Carney Lansford (114) led the club in runs scored. The season would mark the first in an Angels' uniform for future Hall of Famer Rod Carew and the last for another headed to the Hall in Nolan Ryan.

The season featured countless memorable moments, both from an individual and team perspective. During an impressive three-game series prior to the All-Star break, the Angels swept the defending World Champion New York Yankees. Ryan would be denied his fifth no-hitter with the Angels in the ninth inning of a 6-1 win, July 13. Three home runs and a five-run eighth against Cleveland, Aug. 31 aided a 9-8 win that would put the club into first to stay. Frank Tanana was on the mound Sept. 25, collecting a 4-1 division-clinching victory against Kansas City, solidifying the Angels' first trip to the American League Championship Series.

Despite leading in each of the first three games of the ALCS against Baltimore, the Angels were defeated by the Orioles, three games to one. Their performance against a club that finished regular season play with a 102-57 record was more than most expected.

In Game One at Baltimore, pinch-hitter John Lowenstein's three-run homer in the bottom of the 10th was the decisive blow in a 6-3 Baltimore win. California battled back from a 9-1 deficit in Game Two, scoring six runs in the final three innings during a 9-8 loss in Memorial Stadium.

Larry Harlow's dramatic run-scoring double in the bottom of the ninth in Anaheim in Game Three accounted for the only California win as the Orioles, behind Scott McGregor's six-hitter, won Game Four, 8-0.



A slogan often seen and heard during the 1979 campaign.



1979 ALCS - BALTIMORE VS. CALIFORNIA (BEST-OF-FIVE)

GAME 1 - Wednesday, October 3 at Baltimore (N)

CALIFORNIA	1	0	1	0	0	1	0	0	0	0	—	3	7	1
BALTIMORE	0	0	2	1	0	0	0	0	0	3	—	6	6	0

Ryan, Montague (8), and Downing; Palmer, Stanhouse (10) and Dempsey. WP—Stanhouse. LP—Montague. GWRBI—Lowenstein. HR—Ford, Lowenstein.
Time—3:10 Attendance—52,787

GAME 2 - Thursday, October 4 at Baltimore (D)

CALIFORNIA	1	0	0	0	0	1	1	3	2	—	8	10	1
BALTIMORE	4	4	1	0	0	0	0	0	x	—	9	11	1

Frost, Clear (2), Aase (8) and Downing; Flanagan, Stanhouse (8) and Dempsey. WP—Flanagan. LP—Frost. SV—Stanhouse. GWRBI—Kelly. HR—Ford, Murray.
Time—2:51 Attendance—52,108

GAME 3 - Friday, October 5 at California (N)

BALTIMORE	0	0	0	1	0	1	1	0	0	—	3	8	3
CALIFORNIA	1	0	0	1	0	0	0	0	2	—	4	9	0

D.Martinez, Stanhouse (9) and Skaggs; Tanana, Aase (6) and Downing. WP—Aase. LP—Stanhouse. GWRBI—Harlow. HR—Baylor.
Time—2:59 Attendance—43,199

GAME 4 - Saturday, October 6 at California (D)

BALTIMORE	0	0	2	1	0	0	5	0	0	—	8	12	1
CALIFORNIA	0	0	0	0	0	0	0	0	0	—	0	6	0

McGregor and Dempsey; Knapp, LaRoche (3), Frost (4), Montague (7), Barlow (9) and Downing. WP—McGregor. LP—Knapp. GWRBI—Singleton. HR—Kelly.
Time—2:56 Attendance—43,199

ANGELS 1979 CHAMPIONSHIP SERIES STATISTICS

PLAYER-POSITION	G	AB	R	H	2B	3B	HR	RBI	AVG
Davis, ph	2	2	1	1	1	0	0	0	.500
Carew, 1b	4	17	4	7	3	0	0	1	.412
Ford, rf	4	17	2	5	1	0	2	4	.294
Lansford, 3b	4	17	2	5	0	0	0	3	.294
Miller, cf	4	16	2	4	0	0	0	0	.250
Downing, c	4	15	1	3	0	0	0	1	.200
Baylor, dh-lf	4	16	2	3	0	0	1	2	.188
Grich, 2b	4	13	0	2	1	0	0	2	.154
Harlow, lf-ph	3	8	0	1	1	0	0	1	.125
Anderson, ss	4	11	0	1	0	0	0	0	.091
Thon, pr-ss	1	0	1	0	0	0	0	0	.000
Campaneris, ss	1	0	0	0	0	0	0	0	.000
Rettenmund, ph-dh	2	2	0	0	0	0	0	0	.000
Clark, lf	1	3	0	0	0	0	0	0	.000
Totals	4	137	15	32	7	0	3	14	.234

PITCHER	G	IP	H	R	ER	BB	SO	W	L	ERA
Barlow	1	1	0	0	0	0	0	0	0	0.00
Ryan	1	7	4	3	1	3	8	0	0	1.29
Aase	2	5	4	1	1	2	6	1	0	1.80
Tanana	1	5	6	2	2	2	3	0	0	3.60
Clear	1	5.2	4	3	3	2	3	0	0	4.76
LaRoche	1	1.1	2	1	1	1	1	0	0	6.75
Knapp	1	2.1	5	2	2	1	0	0	1	7.71
Montague	2	4	4	4	4	2	2	0	1	9.00
Frost	2	4.1	8	10	9	5	1	0	1	18.69
Totals	4	35.2	37	26	23	18	24	1	3	5.80

No shutouts or saves.

CLUB POSTSEASON

1982 CALIFORNIA ANGELS

Considered by many as the best team in club history, the 1982 Angels were a solid group of established veterans and stars. In fact, the club boasted four former American League Most Valuable Players in the lineup (Don Baylor, Rod Carew, Reggie Jackson and Fred Lynn).

The '82 version of the Angels featured a punishing offense that saw nine players register at least 100 hits. Victory was especially satisfying for manager Gene Mauch, who last tasted success with the Philadelphia Phillies in 1964. Despite winning 93 games, the race for postseason play with Kansas City came down to the second to final game of the season when the Angels defeated Texas at home, 6-4.

It was the 1982 Angels, led by Baylor, who asked to have uniform No. 26 retired in order to honor Owner Gene Autry as the 26th player on the club. The gesture came on the final day of the season.

Each of California's nine starting position players registered at least 138 games played while five of them played 150-or-more games (Brian Downing - 158, Baylor - 157, Doug DeCinces & Reggie Jackson - 153 and Tim Lincecum - 150).

Outfielder Reggie Jackson, who ended his five tumultuous years with the Yankees by signing a four-year contract with the Angels, tied for the American League lead in home runs and set an Angels' record with 39. His 101 RBI also led the club.

Mauch's Angels used power and also created the phrase "little ball" as his offense led the A.L. with 114 sacrifice bunts. While Foli (26) and Bob Boone (23) combined for 49 sacrifices, 13 other Angels totaled at least one sacrifice, including Carew and Juan Beniquez, each with 16.

Two crowds of over 64,000 per game watched the Angels jump out to a 2-0 series lead against the Milwaukee Brewers. Baylor's five RBI in Game One led to an 8-3 triumph as left-hander Tommy John tossed a complete-game seven-hitter.

The following night, right-hander Bruce Kison limited Milwaukee to five hits during a 4-2 win in a game played in two hours and six minutes. The Angels had a commanding 2-0 series lead heading to Milwaukee.

With the series seemingly under control, the LCS shifted to County Stadium where the Brewers won Game Three, 5-3, behind a solid outing from Don Sutton. A pair of three-run innings and three California errors resulted in a 9-5 setback in Game Four, setting the stage for a dramatic and decisive Game Five. Cecil Cooper's two-run single in the seventh off Luis Sanchez was the difference in a 4-3 Brewers' series clinching win.

Despite not moving on to the World Series, outfielder Fred Lynn was honored as the series Most Valuable Player with his .611 average (11/18).



L-R: Fred Lynn, Don Baylor, Reggie Jackson, Rod Carew



1982 ALCS RECAP

CALIFORNIA ANGELS VS. MILWAUKEE BREWERS

GAME 1 - Tuesday, October 5 at California (D)

MILWAUKEE	0	2	1	0	0	0	0	0	0	0	0	—	3	7	2
CALIFORNIA	1	0	4	2	1	0	0	0	0	x	—	—	8	10	0

Caldwell, Slaton (4), Ladd (7), Bernard (8) and Simmons; John and Boone. WP—John. LP—Caldwell. GWRBI—Baylor. HR—Thomas, Lynn.
Time—2:31 Attendance—64,406

GAME 2 - Wednesday, October 6 at California (D)

MILWAUKEE	0	0	0	0	2	0	0	0	0	0	—	—	2	5	0
CALIFORNIA	0	2	1	1	0	0	0	0	0	x	—	—	4	6	0

Vuckovich and Simmons; Kison and Boone. WP—Kison. LP—Vuckovich. GWRBI—Foli. HR—Re. Jackson, Molitor.
Time—2:06 Attendance—64,179

GAME 3 - Friday, October 8 at Milwaukee (D)

CALIFORNIA	0	0	0	0	0	0	0	3	0	—	—	—	3	8	0
MILWAUKEE	0	0	0	3	0	0	2	0	x	—	—	—	5	6	0

Zahn, Witt (4), Hassler (7), and Boone; Sutton, Ladd (8) and Simmons. WP—Sutton. LP—Zahn. SV—Ladd. GWRBI—Cooper. HR—Molitor, Boone.
Time—2:41 Attendance—51,003

GAME 4 - Saturday, October 9 at Milwaukee (D)

CALIFORNIA	0	0	0	0	0	1	0	4	0	—	—	—	5	5	3
MILWAUKEE	0	3	0	3	0	1	0	2	x	—	—	—	9	9	2

John, Goltz (4), Sanchez (8), and Boone; Haas, Slaton (8) and Simmons. WP—Haas. LP—John. SV—Slaton. GWRBI—Brouhard. HR—Baylor, Brouhard.
Time—3:10 Attendance—51,003

GAME 5 - Sunday, October 10 at Milwaukee (D)

CALIFORNIA	1	0	1	1	0	0	0	0	0	—	—	—	3	11	1
MILWAUKEE	1	0	0	1	0	0	2	0	x	—	—	—	4	6	4

Kison, Sanchez (6), Hassler (7) and Boone; Vuckovich, McClure (7), Ladd (9) and Simmons. WP—McClure. LP—Sanchez. SV—Ladd. GWRBI—Cooper. HR—Oglivie.
Time—3:01 Attendance—54,968

ANGELS 1982 LEAGUE CHAMPIONSHIP SERIES

PLAYER-POSITION	G	AB	R	H	2B	3B	HR	RBI	AVG
Ro. Jackson, ph	1	1	0	1	0	0	0	0	1.000
Lynn, cf	5	18	5	11	2	0	1	5	.611
DeCinces, 3b	5	19	5	6	2	0	0	0	.316
Baylor, dh	5	17	2	5	1	1	1	10	.294
Boone, c	5	16	3	4	0	0	1	4	.250
Grich, 2b	5	15	1	3	1	0	0	1	.200
Carew, 1b	5	17	2	3	1	0	0	0	.176
Downing, lf	5	19	3	3	1	0	0	0	.158
Foli, ss	5	16	0	2	0	0	0	1	.125
Re. Jackson, rf	5	18	2	2	0	0	1	2	.111
Beniquez, lf	2	0	0	0	0	0	0	0	.000
Clark, rf	2	0	0	0	0	0	0	0	.000
TOTALS	5	157	23	40	8	1	4	23	.255

PITCHER	G	IP	H	R	ER	BB	SO	W	L	ERA
Hassler	2	2.2	0	0	0	0	2	0	0	0.00
Kison	2	14	8	4	3	3	12	1	0	1.93
John	2	12.1	11	9	7	6	6	1	1	5.11
Witt	1	3	2	2	2	2	3	0	0	6.00
Sanchez	2	2.2	4	2	2	1	1	0	1	6.75
Goltz	1	3.2	4	3	3	2	2	0	0	7.36
Zahn	1	3.2	4	3	3	1	2	0	1	7.36
TOTALS	5	42	33	23	20	15	28	2	3	4.29

No shutouts or saves.

CLUB POSTSEASON



1986 CALIFORNIA ANGELS

The 1986 campaign was an exciting season featuring some of the most memorable performances in Club history. A dramatic American League Championship Series also resulted in one of the most memorable postseasons in baseball history.

Boostered by several veterans such as Bob Boone, Rick Burleson, Doug DeCinces, Brian Downing, Bobby Grich and Reggie Jackson, '86 saw the emergence of a young first baseman named Wally Joyner who captivated the baseball world with his solid first-half performance after replacing the legendary Rod Carew.

An eventual runner-up in Rookie of the Year voting behind Jose Canseco, Joyner recorded a .290 average with 22 home runs and 100 RBI. His clutch hitting and spectacular defense made him a favorite among Angels' fans immediately. Fans around the country eventually showed much of the same fondness.

After finishing in second place, one game back, in 1985, the Angels vowed in spring training to make up that one game in '86. Combined with a solid offense, California's starting rotation of Kirk McCaskill (17-10), Mike Witt (18-10), Don Sutton (15-11) and John Candelaria (10-2 in 16 starts) enabled the ballclub to finish with a 92-70 record.

Defense also contributed as the Angels sported two Gold Glove winners in Bob Boone and Gary Pettis, while Dick Schofield played an equally solid shortstop.

On April 26, a game between California and Minnesota was delayed for nine minutes in the Metrodome when strong winds tore a hole in the Metrodome roof, causing suspended lights and speakers to sag toward the field. When the game resumed in the top of the ninth, California struck for a trio of two-run homers and a 7-6 win. On May 14, Jackson homered off Boston's Roger Clemens to move past Mickey Mantle on the all-time list with 537. Wally Joyner broke up Walt Terrell's bid for a no-hitter with two outs in the ninth during a 3-0 loss. For the second time in his career, Jackson hit three home runs in a game, Sept. 18 vs. Kansas City. At the age of 40 years and four months, he joined Stan Musial and Babe Ruth as the only 40-plus players to accomplish the feat.

The excitement of the regular season spilled into the ALCS as the Angels jumped out to a 3-1 series lead over Boston. An incredible come-from-behind win in Game 4 by California after trailing 3-0 in the bottom of the ninth enabled the Angels to find themselves one game away from the World Series.

With the Angels leading 5-2 in the ninth inning of Game 5, the Red Sox staged one of the most improbable comebacks in postseason history, winning 7-6 in 11 innings. After Don Baylor's ninth-inning home run pulled Boston to 5-4, Dave Henderson slammed a two-run homer off reliever Donnie Moore for a 6-5 lead. The Angels were within one strike of victory.

Despite having the score tied in the bottom of the ninth, the Red Sox were able to squeeze out of a bases-loaded, one-out situation and send the game into extra-innings. The Angels were unable to regain their magic in Games 6 & 7 in Boston as the Red Sox advanced to the World Series where they would later experience some of the same heartbreak that befell the Angels.



1986 California Angels



1986 ALCS RECAP

CALIFORNIA ANGELS VS. BOSTON RED SOX

GAME 1 - Tuesday, October 7 at Boston (N)

CALIFORNIA	0	4	1	0	0	0	0	3	0	—	8	11	0
BOSTON	0	0	0	0	0	1	0	0	0	—	1	5	1

Witt and Boone; Clemens, Sambito (8), Stanley (8) and Gedman. WP—Witt. LP—Clemens. GWRBI—Jones.
 Time—2:52 Attendance—32,993

GAME 2 - Wednesday, October 8 at Boston (D)

CALIFORNIA	0	0	0	1	1	0	0	0	0	—	2	11	3
BOSTON	1	1	0	0	1	0	3	3	x	—	9	13	2

McCaskill, Lucas (8), Corbett (8) and Boone; Hurst and Gedman. WP—Hurst. LP—McCaskill. GWRBI—Dw. Evans. HR—Joyner, Rice.
 Time—2:47 Attendance—32,786

GAME 3 - Friday, October 10 at California (D)

BOSTON	0	1	0	0	0	0	0	2	0	—	3	9	1
CALIFORNIA	0	0	0	0	0	1	3	1	x	—	5	8	0

Boyd, Sambito (7), Schiraldi (8) and Gedman; Candelaria, Moore (8) and Boone. WP—Candelaria. LP—Boyd. SV—Moore. GWRBI—Schofield. HR—Schofield, Pettis.
 Time—2:48 Attendance—64,206

GAME 4 - Saturday, October 11 at California (D)

BOSTON	0	0	0	0	0	1	0	2	0	0	0	—	3	6	1
CALIFORNIA	0	0	0	0	0	0	0	0	3	0	1	—	4	11	2

Clemens, Schiraldi (9) and Gedman; Sutton, Lucas (7), Finley (8), Corbett (8), Boone and Narron (11). WP—Corbett. LP—Schiraldi. GWRBI—Grich. HR—DeCinces.
 Time—3:50 Attendance—64,223

GAME 5 - Sunday, October 12 at California (D)

BOSTON	0	2	0	0	0	0	0	0	4	0	1	—	7	12	0
CALIFORNIA	0	0	1	0	0	2	2	0	1	0	0	—	6	13	0

Hurst, Stanley (7), Sambito (9), Schiraldi (11) and Gedman; Witt, Lucas (9), Moore (9), Finley (11), Boone and Narron (10). WP—Crawford. LP—Moore. S—Schiraldi. GWRBI—D. Henderson. HR—Gedman, Baylor, D. Henderson, Boone, Grich.
 Time—3:54 Attendance—64,223

GAME 6 - Tuesday, October 14 at Boston (D)

CALIFORNIA	2	0	0	0	0	0	1	1	0	—	4	11	1
BOSTON	2	0	5	0	1	0	2	0	x	—	10	16	1

McCaskill, Lucas (3), Corbett (4), Finley (7), Boone and Narron (8); Boyd, Stanley (8) and Gedman. WP—Boyd. LP—McCaskill. GWRBI—Barrett. HR—Downing.
 Time—3:23 Attendance—32,998

GAME 7 - Wednesday, October 15 at Boston (D)

CALIFORNIA	0	0	0	0	0	0	0	1	0	—	1	6	2
BOSTON	0	3	0	4	0	0	1	0	x	—	8	8	1

Candelaria, Sutton (4), Moore (8) and Boone; Clemens, Schiraldi (8) and Gedman. WP—Clemens. LP—Candelaria. GWRBI—Gedman. HR—Rice, Dw. Evans.
 Time—2:39 Attendance—33,001

ANGELS 1986 LEAGUE CHAMPIONSHIP SERIES

PLAYER-POSITION	G	AB	R	H	2B	3B	HR	RBI	AVG
Boone, c	7	22	4	10	0	0	1	2	.455
Burleson, ph-dh-2b	4	11	0	3	0	0	0	0	.273
DeCinces, 3b	7	32	2	9	3	0	1	3	.281
Downing, lf	7	27	2	6	0	0	1	7	.222
Grich, 2b-1b	6	24	1	5	0	0	1	3	.208
Hendrick, rf-1b	3	12	0	1	0	0	0	0	.083
Howell, ph	2	1	0	0	0	0	0	0	.000
Re. Jackson, dh	6	26	2	5	2	0	0	2	.192
Jones, rf-pr	6	17	4	3	1	0	0	2	.176
Joyner, 1b	3	11	3	5	2	0	1	2	.455
Narron, c-ph	4	2	1	1	0	0	0	0	.500
Pettis, cf	7	26	4	9	1	0	1	4	.346
Schofield, ss	7	30	4	9	1	0	1	2	.300
White, rf-pr	4	2	2	1	0	0	0	0	.500
Wilfong, 2b-ph	4	13	1	4	1	0	0	2	.308
TOTALS	7	256	30	71	11	0	7	29	.277

PITCHER	G	IP	H	R	ER	BB	SO	W	L	ERA
Candelaria	2	10.2	11	8	1	6	7	1	1	0.84
Corbett	3	6.2	9	4	4	2	2	1	0	5.40
Finley	3	2	1	0	0	0	1	0	0	0.00
Lucas	4	2.1	3	3	3	1	2	0	0	11.57
McCaskill	2	9.1	16	13	8	5	7	0	2	7.71
Moore	3	5	8	4	4	2	0	0	1	7.20
Ruhle	1	.2	2	2	1	0	0	0	0	13.50
Sutton	2	9.2	6	2	2	1	4	0	0	1.86
Witt	2	17.2	13	5	5	2	8	1	0	2.55
TOTALS	7	64	69	41	28	19	31	3	4	3.94

No shutouts. Saves—Moore.

CLUB POSTSEASON

2002 SEASON

The Angels finished the 2002 campaign with a 99-63 record, claiming the American League Wild Card, finishing four games behind Oakland in the Western Division. The Club's 99 wins established a franchise record (surpassed in 2008 with 100). On April 23, the Halos sat at 6-14 (worst start in club history after 20 games), 10.5 games behind Seattle. After that, the Angels were 44 games above .500 (93-49) over their final 142 games.

SEASON NOTES: Angels tallied 43 comeback wins, 12 when trailing after six innings...Club posted three win streaks of eight-or-more games for first time in Club history...Halos finished first in A.L. with a Club-record tying .282 batting average (also 1979)...Angels finished with a 3.69 ERA, ranking second in Junior Circuit (Oakland, 3.68) and first in saves with a Club-record 54...Troy Percival led the way with 40 saves...Relievers posted a 27-16 mark and 2.98 ERA, the best ERA in the A.L. and second in MLB (Atlanta)...Jarrod Washburn set a club record for road wins (13) and the longest single-season win streak (12, Apr. 19-July 21)...Garret Anderson finished with a .306 average (194/638), 93 runs scored, 56 doubles, three triples, 29 home runs, 123 RBI, 30 walks and six stolen bases in 158 games to be named as team MVP, finishing fourth in A.L. MVP voting.

POSTSEASON

ALDS: In their first postseason appearance in 16 years, the Angels defeated the New York Yankees in the Division Series (three games to one) to claim the first postseason series victory in club history. The Angels dropped Game 1 in New York before rolling off three consecutive wins to move to the Championship Series. The offense scored 31 runs in four games and hit .376 (56-for-149), a record for a team in any postseason series.

SERIES NOTES: In Game 1, Troy Glaus became the first Angel to collect two home runs in a postseason game and seventh player in Major League history to accomplish the feat in his first career playoff game...Francisco Rodriguez became the second pitcher in MLB history to win two playoff games before the age of 21 (also Fernando Valenzuela in 1981)...Rodriguez also became the first pitcher in MLB history to win two postseason games without owning a regular season victory...In Game 4, the club set a Division Series single-inning record with eight runs on a Major League postseason record 10 hits (also set by Philadelphia A's in Game 4 of 1929 World Series) during the fifth frame.

ALCS: The Angels defeated the Minnesota Twins (four games to one) to claim their first ever pennant and earn a spot in the Fall Classic. The franchise, established in 1961, had been tied with the Senators/Rangers franchise for longest tenure by an expansion team without reaching the World Series. It marked the first time in the history of the best-of-seven format that a team won four straight games after losing the opener in a Championship Series.

SERIES NOTES: Francisco Rodriguez became the first pitcher in Major League history to win his first three games in postseason play...In Game 5, the Angels scored 10 runs on 10 hits in the 7th inning establishing or tying several postseason records during the frame, including postseason marks for runs in an inning, singles in an inning and plate appearances in an inning...Adam Kennedy was named Most Valuable Player of the ALCS, the second Angel to be named ALCS MVP (also Fred Lynn in 1982 ALCS, the only MVP in ALCS history from the losing team)...Kennedy became the third player in history to hit three home runs in an LCS contest in Game 5, the sixth time in postseason history that a player homered three times in a contest...The Angels' bullpen combined to allow four runs in 14.1 innings in the series, fanning 18 batters...Halo pitchers did not allow a home run in the series.

WORLD SERIES: The All-California Series matched the Angels with the San Francisco Giants in the 99th edition of the Fall Classic. 42 years of waiting for a World Series crown came to a close for Angels fans in Game 7 when Darin Erstad caught Kenny Lofton's fly ball with two on and two out in the top of the ninth inning to preserve the Angels 4-1 series clinching victory in front of 44,598 raucous fans. Game 7 win was keyed by Garret Anderson's three-run double in the third inning. John Lackey received the win, becoming just the second rookie pitcher to win Game 7 of the World Series (also accomplished by Babe Adams with Pittsburgh in 1909).

SERIES NOTES: At 20 years, 286 days, Francisco Rodriguez became the youngest pitcher ever to win a World Series contest in Game 2...The win was his fifth of postseason, tying Randy Johnson (2001) for the most ever in a single postseason...In Game 6, Angels' 6-5 comeback win was biggest ever by a team facing Series elimination...It marked second time in 2002 postseason the Club overcame a five-run deficit to win (also trailed 6-1 in Game 3 of ALDS to NYY and won 9-6), the first team ever to rally from two five-run deficits in a single postseason...With his three-run homer in the seventh inning of Game 6, Scott Spiezio tied Cleveland's Sandy Alomar Jr. (1997) for most RBI (19) in a single post-season...Angels' manager Mike Scioscia became the 28th individual to play for and manage a World Series Championship team...Angels became the first team since 1912 Boston Red Sox to win World Series with no players with previous World Series experience...Halo third baseman Troy Glaus was named MVP of the Fall Classic after hitting .385 (10/26) with seven runs, three doubles, three home runs and eight RBI in seven games - sixth player to hit a pair of home runs in his first World Series game.

DID YOU KNOW? The Angels finished with an 8-1 record at home during postseason play in 2002.



Photo courtesy of Tom Haddock/MLB.com

A jubilant Troy Percival and Bengie Molina commence celebration of the Angels' first world title.

CLUB POSTSEASON 2002



2002 ALDS RECAP ANAHEIM ANGELS VS. NEW YORK YANKEES OCT. 1-5, 2002



GAME 1 - Tuesday, October 1 at Bronx (N)

ANAHEIM	0	0	1	0	2	1	0	1	0	—	5	12	0
NEW YORK	1	0	0	2	1	0	0	4	X	—	8	8	1

E: Posada. DP: Anaheim 4; New York 2. LOB: Anaheim 8; New York 0. HR: Jeter (off Washburn), Giambi (off Washburn), White (off Washburn), Glaus 2 (off Clemens, off Mendoza), Williams (off Donnelly). SB: Erstad, Eckstein; Soriano. S: Erstad. GDP: Anderson, Fullmer; Williams, Soriano, Posada, Giambi.

WP - Karsay, LP - Weber, S - Rivera. T—3:27 A—56,710

GAME 2 - Wednesday, October 2 at Bronx (N)

ANAHEIM	1	2	1	0	0	0	0	3	1	—	8	17	1
NEW YORK	0	0	1	2	0	2	0	0	1	—	6	12	1

E: Gil; Jeter. DP: New York 1. LOB: Anaheim 8; New York 11. HR: Salmon (off Pettitte), Spiezio (off Pettitte), Jeter (off Applier), Soriano (off Rodriguez), Anderson (off Hernandez), Glaus (off Hernandez). SB: Figgins. SF: Kennedy. HB: by Applier (Mondesi), by Percival (Soriano).

WP - Rodriguez, LP - Hernandez, S - Percival. T—4:11A—56,695

GAME 3 - Friday, October 4 at Anaheim (N)

NEW YORK	3	0	3	0	0	0	0	0	0	—	6	6	0
ANAHEIM	0	1	2	1	0	1	1	3	X	—	9	12	0

LOB: New York 6; Anaheim 8. HR: Kennedy (off Mussina), Salmon (off Karsay). SB: Kennedy. S: BMolina, Eckstein. SF: Posada, Ventura; Kennedy. HB: by Mussina (Glaus), by Weaver (Eckstein); by Ortiz (Mondesi). WP: Ortiz.

WP - Rodriguez, LP - Stanton, S - Percival. T—3:52 A—45,072

GAME 4 - Saturday, October 5 at Anaheim (D)

NEW YORK	0	1	0	0	1	1	1	0	1	—	5	12	2
ANAHEIM	0	0	1	0	8	0	0	0	X	—	9	15	1

E: Soriano, Wells; Glaus. DP: New York 2; Anaheim 2. LOB: New York 11; Anaheim 6. HR: Wooten (off Wells), Posada (off Donnelly). S: BMolina. SF: Jeter. GDP: Williams, Ventura; Erstad 2. HB: by Washburn (Giambi). WP: Rodriguez.

WP - Washburn, LP - Wells. T—3:37 A—45,067

ANGELS 2002 DIVISION SERIES

PLAYER	AVG	G	AB	R	H	TB	2B	3B	HR	RBI	SH	SF	HP	BB	IBB	SO	SB	CS	DP	E	GI
Anderson, G	.389	4	18	5	7	12	2	0	1	4	0	0	0	1	0	3	0	0	1	0	0
Eckstein, D	.278	4	18	2	5	5	0	0	0	1	1	0	1	0	0	0	1	0	0	0	0
Erstad, D	.421	4	19	4	8	10	2	0	0	2	1	0	0	0	0	1	1	0	2	0	0
Figgins, C	.000	1	0	1	0	0	0	0	0	0	0	0	0	0	0	0	1	0	0	0	0
Fullmer, B	.286	3	7	1	2	3	1	0	0	0	0	0	0	1	1	1	0	0	1	0	0
Gil, B	.800	2	5	1	4	4	0	0	0	1	0	0	0	0	0	0	0	0	0	1	0
Glaus, T	.313	4	16	4	5	14	0	0	3	3	0	1	1	1	1	3	0	0	0	1	0
Kennedy, A	.500	4	8	4	4	8	1	0	1	3	0	2	0	1	0	2	1	0	0	0	0
Molina, B	.267	4	15	0	4	6	2	0	0	2	2	0	0	0	0	1	0	0	1	0	0
Molina, J	.000	0	0	0	0	0	0	0	0	0	0	0	0	0	0	0	0	0	0	0	0
Ochoa, A	.000	3	0	0	0	0	0	0	0	0	0	0	0	0	0	0	0	0	0	0	0
Palmeiro, O	.000	0	0	0	0	0	0	0	0	0	0	0	0	0	0	0	0	0	0	0	0
Salmon, T	.263	4	19	3	5	12	1	0	2	7	0	0	0	1	0	5	0	0	0	0	0
Spiezio, S	.400	4	15	2	6	10	1	0	1	6	0	0	0	2	0	1	0	0	0	0	0
Wooten, T	.667	3	9	4	6	9	0	0	1	2	0	0	0	0	0	1	0	0	0	0	0
TOTALS	.376	4	149	31	56	93	10	0	9	31	4	2	2	7	2	18	4	0	5	2	

PITCHER	W	L	ERA	G	GS	CG	GF	SHO	SV	IP	H	R	ER	HR	HB	BB	IBB	SO	WP	BK	OPP	AVG
Applier, K	0	0	5.40	1	1	0	0	0	0	5.0	5	3	3	1	1	3	0	3	0	0	250	
Donnelly, B	0	0	13.50	3	0	0	1	0	0	2.0	3	3	3	2	0	1	0	2	0	0	333	
Lackey, J	0	0	0.00	1	0	0	0	0	0	3.0	3	0	0	0	0	1	0	3	0	0	250	
Ortiz, R	0	0	20.25	1	1	0	0	0	0	2.2	3	6	6	0	1	4	0	1	1	0	333	
Percival, T	0	0	5.40	3	0	0	3	0	2	3.1	6	2	2	0	1	0	0	4	0	0	375	
Rodriguez, F	2	0	3.18	3	0	0	0	0	0	5.2	2	2	2	1	0	2	0	8	1	0	105	
Schoeneweis, S	0	0	27.00	3	0	0	0	0	0	0.1	2	1	1	0	0	0	0	0	0	0	667	
Shields, S	0	0	---	0	0	0	0	0	0	0.0	0	0	0	0	0	0	0	0	0	0	000	
Washburn, J	1	0	3.75	2	2	0	0	0	0	12.0	12	6	5	3	1	3	0	4	0	0	286	
Weber, B	0	1	18.00	2	0	0	0	0	0	1.0	2	2	2	0	0	2	0	0	0	0	400	
TOTALS	3	1	6.17	4	4	0	4	0	2	35.0	38	25	24	7	4	16	0	25	2	0	.281	

CLUB POSTSEASON



2002 ALCS RECAP ANAHEIM ANGELS VS. MINNESOTA TWINS OCT. 8-13, 2002



GAME 1 - Tuesday, October 8 at Minnesota (N)

Box score for Game 1: Anaheim vs Minnesota. Includes team statistics and game notes.

GAME 2 - Wednesday, October 9 at Minnesota (N)

Box score for Game 2: Anaheim vs Minnesota. Includes team statistics and game notes.

GAME 3 - Friday, October 11 at Anaheim (N)

Box score for Game 3: Minnesota vs Anaheim. Includes team statistics and game notes.

GAME 4 - Saturday, October 12 at Anaheim (N)

Box score for Game 4: Minnesota vs Anaheim. Includes team statistics and game notes.

GAME 5 - Sunday, October 13 at Anaheim (D)

Box score for Game 5: Minnesota vs Anaheim. Includes team statistics and game notes.

ANGELS 2002 LEAGUE CHAMPIONSHIP

League Championship batting statistics table. Columns include Player, AVG, G, AB, R, H, TB, 2B, 3B, HR, RBI, SH, SF, HP, BB, IBB, SO, SB, CS, GIDP, E.

League Championship pitching statistics table. Columns include Pitcher, W, L, ERA, G, GS, CG, GF, SHO, SV, IP, H, R, ER, HR, HB, BB, IBB, SO, WP, BK, AVG.

CLUB POSTSEASON

2002



2002 WORLD SERIES RECAP

SAN FRANCISCO GIANTS VS. ANAHEIM ANGELS

OCT. 19-27, 2002



GAME 1 - Saturday, October 19 at Anaheim (N)

SAN FRANCISCO	0	2	0	0	0	2	0	0	0	—	4	6	0
ANAHEIM	0	1	0	0	0	2	0	0	0	—	3	9	0

LOB: San Francisco 5; Anaheim 8. HR: Bonds (off Washburn), Sanders (off Washburn), Snow (off Washburn); Glaus 2 (off Schmidt). SB: Fullmer. SH: Lofton.

WP - Schmidt, LP - Washburn, S - Nen. T—3:44 A—44,603

GAME 2 - Sunday, October 20 at Anaheim (N)

SAN FRANCISCO	0	4	1	0	4	0	0	0	1	—	10	12	1
ANAHEIM	5	2	0	0	1	1	0	2	X	—	11	16	1

E: Lofton; Anderson. DP: San Francisco 1; Anaheim 1. LOB: San Francisco 4; Anaheim 5. HR: Kent (off Appier), Sanders (off Appier), Bell (off Appier), Salmon 2 (off Ortiz, FeRodriguez), Bonds (off Percival). SB: Sanders; Fullmer, Spiezio. SF: Spiezio. GIDP: BMolina. PB: Santiago.

WP - FrRodriguez, LP - FeRodriguez, S - Percival. T—3:57 A—44,584

GAME 3 - Tuesday, October 22 at San Francisco (N)

ANAHEIM	0	0	4	4	0	1	0	1	0	—	10	16	0
SAN FRANCISCO	1	0	0	0	3	0	0	0	0	—	4	6	2

E: Bell, Santiago. DP: Anaheim 1; San Francisco 1. LOB: Anaheim 15; San Francisco 7. HR: Aurilia (off RaOrtiz), Bonds (off RaOrtiz). SB: Erstad, Salmon; Lofton. S: Hernandez. GIDP: Spiezio; Bell. HB: by Fultz (Kennedy).

WP - RaOrtiz, LP - Hernandez. T—3:37 A—42,707

GAME 4 - Wednesday, October 23 at San Francisco (N)

ANAHEIM	0	1	2	0	0	0	0	0	0	—	3	10	1
SAN FRANCISCO	0	0	0	0	3	0	0	1	X	—	4	12	1

E: Salmon; Bell. DP: Anaheim 3; San Francisco 3. LOB: Anaheim 5; San Francisco 8. HR: Glaus (off Rueter). SB: Goodwin. CS: Bell. SF: Eckstein; Kent. PB: BMolina.

WP - Worrell, LP - FrRodriguez, S - Nen. T—3:02 A—42,703

GAME 5 - Thursday, October 24 at San Francisco (N)

ANAHEIM	0	0	0	0	3	1	0	0	0	—	4	10	2
SAN FRANCISCO	3	3	0	0	0	2	4	4	X	—	16	16	0

E: Erstad, Glaus. LOB: Anaheim 9; San Francisco 8. HR: Kent 2 (off Weber, off Shields), Aurilia (off Shields). SB: Eckstein. S: Schmidt, Shinjo. SF: Erstad; Santiago, Sanders. HB: by Weber (Bell). WP: Schmidt.

WP - Zerbe, LP - Washburn. T—3:53 A—42,713

GAME 6 - Saturday, October 26 at Anaheim (N)

SAN FRANCISCO	0	0	0	0	3	1	1	0	0	—	5	8	1
ANAHEIM	0	0	0	0	0	0	3	3	X	—	6	10	1

E: Bonds; BMolina. DP: San Francisco 1; Anaheim 1. LOB: San Francisco 6; Anaheim 6. HR: Dunston (off Appier), Bonds (off FrRodriguez), Spiezio (off FeRodriguez), Erstad (off Worrell). SB: Lofton 2. S: JMolina. GIDP: Santiago; Anderson. WP: FrRodriguez.

WP - Donnelly, LP - Worrell, S - Percival. T—3:48 A—44,506

GAME 7 - Sunday, October 27 at Anaheim (N)

SAN FRANCISCO	0	1	0	0	0	0	0	0	0	—	1	6	0
ANAHEIM	0	1	3	0	0	0	0	0	X	—	4	5	0

DP: San Francisco 1. LOB: San Francisco 9; Anaheim 6. S: Erstad. SF: Sanders. HB: by Hernandez (Salmon).

WP - Lackey, LP - Hernandez, S - Percival. T—3:16 A—44,598



CLUB POSTSEASON

ANGELS 2002 WORLD SERIES

PLAYER	AVG	G	AB	R	H	TB	2B	3B	HR	RBI	SH	SF	HP	BB	IBB	SO	SB	CS	GIDP	E
Anderson, G	.281	7	32	3	9	10	1	0	0	6	0	0	0	0	0	3	0	0	1	1
Eckstein, D	.310	7	29	6	9	9	0	0	0	3	0	1	0	3	0	2	1	0	0	0
Erstad, D	.300	7	30	6	9	15	3	0	1	3	1	1	0	1	0	4	1	0	0	1
Figgins, C	.000	2	0	1	0	0	0	0	0	0	0	0	0	0	0	0	0	0	0	0
Fullmer, B	.267	5	15	3	4	4	0	0	0	1	0	0	0	2	0	2	2	0	1	0
Gil, B	.800	3	5	1	4	5	1	0	0	0	0	0	0	0	0	1	0	0	0	0
Glauz, T	.385	7	26	7	10	22	3	0	3	8	0	0	0	4	1	6	0	0	1	1
Kennedy, A	.280	7	25	1	7	9	2	0	0	2	0	0	1	0	0	7	0	0	0	0
Molina, J	.286	7	21	2	6	8	2	0	0	2	0	0	0	3	2	1	0	0	2	1
Molina, B	.000	3	0	0	0	0	0	0	0	0	1	0	0	0	0	0	0	0	0	0
Ochoa, A	.000	5	1	0	0	0	0	0	0	0	0	0	0	0	0	0	0	0	0	0
Palmeiro, O	.250	4	4	1	1	2	1	0	0	0	0	0	0	0	0	2	0	0	0	0
Salmon, T	.346	7	26	7	9	16	1	0	2	5	0	0	1	4	1	7	1	0	0	1
Spiezio, S	.261	7	23	3	6	12	1	1	1	8	0	1	0	6	1	1	1	0	1	0
Wooten, S	.500	3	2	0	1	1	0	0	0	0	0	0	0	0	0	0	0	0	0	0
Lackey, J	.500	3	2	0	1	1	0	0	0	0	0	0	0	0	0	0	0	0	0	0
Ortiz, R	.000	1	3	0	0	0	0	0	0	0	0	0	0	0	0	2	0	0	0	0
Washburn, J	.000	2	1	0	0	0	0	0	0	0	0	0	0	0	0	0	0	0	0	0
PITCHERS	.167	7	6	0	1	1	0	0	0	0	0	0	0	0	0	2	0	0	0	0
TOTALS	.310	7	245	41	76	114	15	1	7	38	2	3	2	23	5	38	6	0	6	5

PITCHER	W	L	ERA	G	GS	CG	GF	SHO	SV	IP	H	R	ER	HR	HB	BB	IBB	SO	WP	BK	OPP	AVG
Appler, K	0	0	11.37	2	2	0	0	0	0	6.1	9	8	8	4	0	5	1	4	0	0	.333	
Donnelly, B	1	0	0.00	5	0	0	0	0	0	7.2	1	0	0	0	0	4	0	6	0	0	.042	
Lackey, J	1	0	4.38	3	2	0	0	0	0	12.1	15	6	6	0	0	5	4	7	0	0	.319	
Ortiz, R	1	0	7.20	1	1	0	0	0	0	5	5	4	4	2	0	4	1	3	0	0	.263	
Percival, T	0	0	3.00	3	0	0	3	0	3	2	1	1	1	1	0	1	0	3	0	0	.182	
Rodriguez, F	1	1	2.08	4	0	0	1	0	0	8.2	6	3	2	1	0	1	0	13	1	0	.194	
Schoeneweis, S	0	0	0.00	2	0	0	1	0	0	2	1	0	0	0	0	1	0	2	0	0	.167	
Shields, S	0	0	5.40	1	0	0	1	0	0	1.2	5	5	1	2	0	0	0	1	0	0	.455	
Washburn, J	0	2	9.31	2	2	0	0	0	0	9.2	12	10	10	3	0	7	2	6	0	0	.324	
Weber, B	0	0	13.50	4	0	0	1	0	0	4.2	10	7	7	1	1	2	1	5	0	0	.455	
TOTALS	4	3	5.75	7	7	0	7	0	3	61	66	44	39	14	1	30	9	50	1	0	.281	

CLUB POSTSEASON



CLUB POSTSEASON 2002



ANGELS 2002 CUMULATIVE POSTSEASON STATISTICS

PLAYER	AVG	G	AB	R	H	TB	2B	3B	HR	RBI	SH	SF	HP	BB	IBB	SO	SB	CS	GIDP	E	SLG	PINCH HIT				
																						OBP	AB	H	HR	RBI
Anderson, G	.300	16	70	11	21	31	4	0	2	13	0	0	0	2	0	6	0	1	2	1	.443	.319	0	0	0	0
Eckstein, D	.294	16	68	9	20	20	0	0	0	6	1	1	2	3	0	4	2	0	0	1	.294	.338	0	0	0	0
Erstad, D	.352	16	71	14	25	36	5	0	2	7	2	1	0	1	0	8	3	0	2	1	.507	.356	0	0	0	0
Figgins, C	1.000	6	1	4	1	1	0	0	0	0	0	0	0	0	0	0	1	0	0	0	1.000	1.000	0	0	0	0
Fullmer, B	.294	12	34	6	10	16	3	0	1	5	0	0	3	1	5	2	0	3	0	.471	.351	1	0	0	0	
Gil, B	.667	6	12	2	8	9	1	0	0	1	1	0	0	0	0	2	0	0	0	.750	.667	2	2	0	0	
Glaus, T	.344	16	61	15	21	47	3	1	7	13	0	0	1	7	2	14	0	0	1	.770	.420	0	0	0	0	
Kennedy, A	.340	15	47	10	16	31	3	0	4	10	1	2	1	1	0	11	2	0	0	.660	.353	3	1	0	0	
Molina, B	.260	16	50	2	13	19	4	1	0	6	2	0	1	4	2	4	0	0	3	1	.380	.327	0	0	0	0
Molina, J	.000	6	1	0	0	0	0	0	0	1	0	0	0	0	0	0	0	0	0	.000	.000	0	0	0	0	
Ochoa, A	.000	12	5	2	0	0	0	0	0	0	0	0	0	0	0	3	0	0	0	.000	.000	1	0	0	0	
Palmeiro, O	.167	6	6	1	1	2	1	0	0	0	0	0	0	0	0	3	0	0	0	.333	.167	5	1	0	0	
Salmon, T	.288	16	59	10	17	31	2	0	4	12	0	0	1	8	1	13	1	0	1	.525	.382	0	0	0	0	
Wooten, S	.474	9	19	5	9	12	0	0	1	3	0	0	0	0	0	4	0	0	0	.632	.474	4	0	0	0	
Lackey, J	.500	5	2	0	1	1	0	0	0	0	0	0	0	0	0	0	0	0	0	.500	.500	0	0	0	0	
Ortiz, R	.000	3	3	0	0	0	0	0	0	0	0	0	0	0	0	2	0	0	0	.000	.000	0	0	0	0	
Washburn, J	.000	5	1	0	0	0	0	0	0	0	0	0	0	0	0	0	0	0	0	.000	.000	0	0	0	0	
ANGELS	.320	16	565	101	181	289	30	3	24	95	8	5	6	39	8	82	13	1	13	9	.512	.367	16	4	0	0
OPPONENTS	.266	16	530	81	141	226	20	1	21	77	6	9	6	53	9	113	7	2	14	13	.426	.334	18	0	0	1
DH	.360	7	50	12	18	27	3	0	2	8	0	0	0	3	1	9	3	0	2	0	.540	.396	3	0	0	0

PITCHER	W	L	ERA	G	GS	CG	GF	SHO	SV	IP	H	R	ER	HR	HB	BB	IBB	SO	WP	BK	OPP
																					AVG
Appier, K	0	1	6.23	5	5	0	0	0	0	21.2	24	15	15	5	1	12	1	10	2	0	.289
Donnelly, B	1	0	4.15	11	0	0	1	0	0	13	7	6	6	2	1	5	0	13	1	0	.152
Lackey, J	2	0	2.42	5	3	0	0	0	0	22.1	21	6	6	0	0	6	4	17	0	0	.256
Ortiz, R	2	0	9.00	3	3	0	0	0	0	13	18	13	13	2	1	9	1	7	1	0	.353
Percival, T	0	0	2.79	9	0	0	9	0	7	9.2	8	3	3	1	1	1	0	10	0	0	.216
Rodriguez, F	5	1	1.93	11	0	0	1	0	0	18.2	10	5	4	2	0	5	0	28	3	0	.156
Schoenweis, S	0	0	3.00	6	0	0	1	0	0	3	3	1	1	0	0	1	0	2	0	0	.273
Shields, S	0	0	5.40	1	0	0	1	0	0	1.2	5	5	1	2	0	0	0	1	0	0	.455
Washburn, J	1	2	5.02	5	5	0	0	0	0	28.2	30	17	16	6	1	10	2	17	0	0	.278
Weber, B	0	1	10.80	9	0	0	3	0	0	8.1	15	10	10	1	1	4	1	8	0	0	.405
ANGELS	11	5	4.82	16	16	0	16	0	7	140	141	81	75	21	6	53	9	113	7	0	.266
OPPONENTS	5	11	6.35	16	16	0	16	0	4	136	181	101	96	24	6	39	8	82	4	0	.320



CLUB POSTSEASON

2004 SEASON

The Angels clinched the American League West title with a 5-4 victory, October 2 at Oakland, despite numerous injuries to key players throughout the season (14 players went on disabled list). The division crown marked the organization's first in 18 seasons (1986), the Club's fourth division crown (1979, 1982 & 1986) and fifth trip to postseason (2002 Wild Card entrant). The clincher came 22 years to the day that Angels won the West in 1982.

SEASON NOTES: The final season series against the A's marked first time since 1980 two teams entered such week-end tied for division title and playing each other to close regular season (Philadelphia at Montreal; 2-1 Phillies)...Angels finished with a home attendance Club record of 3,375,677, second highest mark in A.L. and third highest in MLB...Club finished in a virtual tie for first place in the American League in batting average (.2824) with Boston (.2819)...The marked tied Club-record (.282) also set in 2002 and 1979...Angels ranked first in A.L. for fewest strikeouts (942) for the third straight season (838 in 2003 & 805 in 2002)...Club led league with 143 stolen bases, marking the second time in Club history (220 in 1975)...Vladimir Guerrero set or tied Angels' season records in average by a right-handed hitter (.337), runs scored (124, led league), hits by right-hander (206) and total bases (366-tied Club record and led league)...He would become the second player in Club history bestowed with A.L. MVP honors (Baylor, 1979)...Halos finished with a 4.28 ERA, ranking fourth in A.L. (4.28 in 2003, 6th)...Bartolo Colon posted 18 wins, most by a first-year Angel since Bill Singer with 20 in 1973...The bullpen finished 25-16 with a 3.47 ERA (590.1 IP – 189 ER) with 50 saves (3rd in A.L.) in 67 chances (75%)...The bullpen ERA led Junior Circuit for the third straight season...Angels ranked first in A.L. in strikeouts with a club-record 1,164, led by Kelvim Escobar (191)...Angels ranked tied for second in league with a .985 fielding percentage...Halos committed just 90 errors in 162 games...Darin Erstad earned Gold Glove honors at first base.

POSTSEASON

2004 DIVISION SERIES

After a postseason absence in 2003, the Angels returned to the playoffs in the 2004 Division Series to face the A.L. Wild Card entrant Boston Red Sox... In Game 1 at Angel Stadium, the Angels fell to Boston, 9-3, after a seven-run fourth inning put the Sox up 8-0...Five of the runs in the inning were unearned, after the Angels led the Major Leagues by allowing just 36 unearned runs during the season...Troy Glaus and Darin Erstad homered off Curt Schilling to account for two of the three Angel runs...In Game 2, the Angels took a 3-1 lead against Pedro Martinez, courtesy of a two-run Vladimir Guerrero single in the fifth, into the sixth inning before the Red Sox posted seven unanswered runs over the final four frames...The torrid Red Sox offense put Boston up 6-1 after six innings in Game 3 at Fenway Park...A dramatic grand slam from Guerrero in the seventh frame tied the game at 6-6 but a 10th inning, walk-off home run off the bat of David Ortiz sealed the Angels' fate as Boston was on their way to the ALCS and eventual World Series title...The game would mark the Angel farewells to Troy Percival, David Eckstein, Troy Glaus and Ramon Ortiz.

SERIES NOTES: 2004 was the Angels' second Division Series appearance (2002 vs. New York) and second postseason matchup against Boston (lost in '86 ALCS, 4-3)... Angels were swept for the first time in postseason play...Halos' DS roster featured 10 players making their postseason debuts: Alfredo Amezaga, Jeff DaVanon, Kelvim Escobar, Kevin Gregg, Vladimir Guerrero, Casey Kotchman, Dallas McPherson, Josh Paul, Curtis Pride and Adam Riggs.



Guerrero's grand slam in Game 3

CLUB POSTSEASON 2004



2004 ALDS RECAP BOSTON RED SOX VS. ANAHEIM ANGELS OCT. 5-8, 2004



GAME 1 - Tuesday, October 5 at Anaheim (D)

BOSTON	1	0	0	7	0	0	0	1	0	—	9	11	1
ANAHEIM	0	0	0	1	0	0	2	0	0	—	3	9	1

E: Figgins, Schilling. LOB: Boston 9; Anaheim 9. HR: Millar (off Washburn), Ramirez (off Shields), Glaus (off Schilling), Erstad (off Schilling) SB: Damon, Figgins. WP: Gregg, WP: Schilling, LP - Washburn. T: 3:04 A: 44,608.

GAME 2 - Wednesday, October 6 at Anaheim (N)

BOSTON	0	1	0	0	0	2	1	0	4	—	8	12	0
ANAHEIM	0	1	0	0	2	0	0	0	0	—	3	7	0

DP: Boston 2; Anaheim 1. GDP: Nixon. LOB: Boston 10; Anaheim 5. HR: Varitek (off Colon). SB: Damon. CS: DaVanon. PO: Bellhorn. SF: Ramirez. HB: by Martinez (Erstad); by Rodriguez (Varitek). WP: Rodriguez 2, Donnelly. WP - Martinez, LP - Rodriguez. T: 3:48. A: 45,118.

GAME 3 - Friday, October 8 at Boston (D)

ANAHEIM	0	0	0	1	0	0	5	0	0	0	—	6	8	2
BOSTON	0	0	2	3	1	0	0	0	0	2	—	8	12	0

E: Figgins, Eckstein. DP: Anaheim 1. GDP: Varitek. LOB: Anaheim 10; Boston 12. HR: Glaus (off Arroyo), Guerrero (off Timlin), Ortiz (off Washburn). SB: Kennedy. S: Damon. SF: Ramirez. SH: Amezaga. HB: by Arroyo (Figgins). WP - Lowe, LP - Rodriguez. T: 4:11. A: 35,547.

ANGELS 2004 DIVISION SERIES

PLAYER	AVG	G	AB	R	H	TB	2B	3B	HR	RBI	SH	SF	HP	BB	IBB	SO	SB	CS	GIDP	E
Amezaga, A	.000	2	2	0	0	0	0	0	0	0	1	0	0	0	0	2	0	0	0	0
Anderson, G	.154	3	13	1	2	2	0	0	0	0	0	0	0	0	0	3	0	0	0	0
DaVanon, J	.200	3	10	1	2	2	0	0	0	0	0	0	2	0	1	0	1	0	0	0
Eckstein, D	.333	3	12	2	4	4	0	0	0	0	0	0	0	0	1	0	0	0	1	0
Erstad, D	.500	3	10	2	5	9	1	0	1	2	0	0	1	3	0	1	0	0	0	0
Figgins, C	.143	3	14	0	2	2	0	0	0	0	1	0	0	0	5	1	0	0	0	2
Glaus, T	.364	3	11	3	4	12	2	0	2	3	0	0	0	2	0	4	0	0	0	0
Guerrero, V	.167	3	12	1	2	5	0	0	1	6	0	0	0	2	1	4	0	0	0	0
Kotchman, C	.000	2	1	0	0	0	0	0	0	0	0	0	0	0	0	0	0	0	0	0
McPherson, D	.111	3	9	0	1	1	0	0	0	1	0	0	0	0	0	4	0	0	0	0
Molina, B	.167	3	6	0	1	1	0	0	0	0	0	0	0	0	0	2	0	0	0	0
Molina, J	.333	2	3	2	1	1	0	0	0	0	0	0	0	2	0	0	0	0	0	0
Pride, C	.000	2	2	0	0	0	0	0	0	0	0	0	0	0	0	1	0	0	0	0
Riggs, A	.000	2	1	0	0	0	0	0	0	0	0	0	0	0	0	0	0	0	0	0
TOTALS	.226	3	106	12	24	39	3	0	4	12	1	0	2	11	1	28	1	1	0	3

PITCHER	W	L	ERA	G	GS	CG	GF	SHO	SV	IP	H	R	ER	HR	HB	BB	IBB	SO	WP	BK	AVG
Colon, B	0	0	4.50	1	1	0	0	0	0	6	7	3	3	1	0	3	0	3	0	0	.304
Donnelly, B	0	0	10.80	2	0	0	1	0	0	3.1	3	4	4	0	0	2	2	5	1	0	.231
Escobar, K	0	0	8.10	1	1	0	0	0	0	3.1	5	5	3	0	0	5	1	4	0	0	.333
Gregg, K	0	0	0.00	1	0	0	0	0	0	2	3	0	0	0	0	1	0	0	1	0	.333
Ortiz, R	0	0	4.50	1	0	0	1	0	0	2	2	1	1	0	0	1	1	0	0	0	.250
Rodriguez, F	0	2	3.86	1	0	0	0	0	0	4.2	4	2	2	0	1	3	1	5	2	0	.235
Shields, S	0	0	6.00	2	0	0	0	0	0	3	5	2	2	1	0	2	1	3	0	0	.357
Washburn, J	0	1	10.80	2	1	0	1	0	0	3.1	6	8	4	2	0	3	0	0	0	0	.353
TOTALS	0	3	5.86	3	3	0	3	0	0	27.2	35	25	18	4	1	20	6	23	4	0	.302

CLUB POSTSEASON

2005 SEASON

The Angels clinched second straight A.L. West title with a 4-3 victory Sept. 27 at Oakland, marking the Club's fifth Western Division crown and sixth overall trip to the postseason (2002 Wild Card entrant). The Halos finished with a 95-67 record, seven games ahead of Oakland in the West. The 95 wins marked the second most in Club history (99 in 2002) while the seven-game division lead was the biggest game differential during a division title.

SEASON NOTES: The Club was in first place 171 of 183 days of the season...Halos went 22-9 to finish regular season (14-2 over final 16 games)...44 of 95 wins were in comeback fashion, including 16 when trailing after six innings (most in MLB)...Halos led MLB batting .296 with RISP and .279 with RISP and two outs...The Club also led MLB with 161 stolen bases...Garret Anderson set or extended the Angels' all-time records in hits (1,929), total bases (3,062), extra-base hits (565), doubles (403) and RBI (1,043)...Chone Figgins set the club record for base hits by a switch-hitter (186) and led MLB with 62 stolen bases...Despite missed time with a shoulder separation, Vlad Guerrero finished third in A.L. in average (.317), tied for 10th in home runs (32) and tied for ninth in RBI (108)...Figgins and Bartolo Colon shared team MVP honors...Angels finished with a 3.68 ERA, ranking third in A.L., and ranked first in strikeouts (1,126)...Francisco Rodriguez led the bullpen with 45 saves (T1st in A.L.), converting his last 18 opportunities...Scot Shields set a club record with 78 appearances...Seven Angel pitchers finished with a record above .500, led by Colon's 21-8 mark, the most wins in the A.L. and paving the way to his first Cy Young Award...Three Angels ranked in the top 10 in ERA in the A.L., including Jarrod Washburn (4th, 3.20), Lackey (6th, 3.44) and Colon (8th, 3.48)...Halos tied for first in league with Club-record-tying .986 fielding percentage...Orlando Cabrera tied the Club mark for fielding percentage by shortstop (.988, also David Eckstein in 2004), which also tied for MLB lead in 2005...Angels finished with a home attendance club record of 3,404,686, the second highest mark in the A.L. and third highest in MLB.



POSTSEASON

2005 DIVISION SERIES RECAP

The first round of the Division Series matched the Angels against the New York Yankees, a team they had defeated in the 2002 DS. The Halos' win on the last day of the regular season was crucial as it gave the Club home field advantage over New York for the series.

Game 1 matched Mike Mussina vs. Bartolo Colon at Angel Stadium. A first inning, bases-clearing double by Robinson Cano proved to be too much for the Angels to overcome as it lifted the Yankees to a 4-2 win and a 1-0 series lead. It marked the fifth consecutive postseason series the Angels dropped Game 1.


In Game 2, the Halos defeated the Yankees 5-3 rallying from 2-0 deficit. Bengie Molina's solo HR in the 8th inning marked his second postseason HR in as many games. His two-out RBI single in the sixth frame tied the score at 2-2 and Orlando Cabrera's two-run single in the eighth inning proved to be the game-winner.

As the series shifted to the Bronx for Game 3, a three-run home run by Garret Anderson off Randy Johnson in the first inning sparked the Halos' offense to 11 runs on 19 hits (19 hits established a franchise playoff best). Anderson finished with four hits and five RBI and Bengie Molina homered for the third straight game.

The Halos would have to wait out a day of rain before Game 4. John Lackey, pitching on three days rest for Jarrod Washburn (scratched due to throat infection), limited the Yankees to one run on two hits in 5.2 innings of work. New York rallied from a 2-0 deficit, scoring one run in the sixth inning and two runs in the seventh frame for a 4-3 win. Both clubs totaled just four hits in the game. The series was tied at 2-2 with Game 5 being played the next night, over 3,000 miles across country in Anaheim.

The deciding game of the series was a rematch of Game 1 starters in Mussina and Colon. Colon would leave after just 1+ IP due to a strained right shoulder. The season came down to 22 year-old Ervin Santana, who was summoned from the bullpen. After an early 2-0 lead taken by New York in the top of the second inning, the Halos put up three runs in the bottom half of the frame with Adam Kennedy's two-run triple serving as the key blow. Santana would settle in and work 5.1 innings, allowing just three runs. A solo HR by Derek Jeter in the 7th inning brought the score to 5-3 but Francisco Rodriguez closed the door with the tying runs on base in the 9th. For the second time in four seasons, the Angels bounced the Yankees from the first round of the playoffs.

Santana became the sixth rookie winning pitcher in a winner-take-all postseason game and third to do it in last 20 years, along with John Lackey (2002 World Series vs. Giants) and Jarret Wright (1997 ALDS vs. Yankees).



2005 LEAGUE CHAMPIONSHIP SERIES RECAP

The Angels matched up with the Chicago White Sox in the American League Championship Series with hopes of advancing to the World Series for the second time in four seasons. A well-rested Chicago team awaited the Angels, who were playing three games in three cities (New York, Anaheim & Chicago) in consecutive days – the first time it occurred in Major League postseason history. The Angels would also be without Bartolo Colon for the remainder of the postseason.

In Game 1, Paul Byrd gave the club 6+ innings, allowing just two earned runs in lifting the club to a 3-2 win. Garret Anderson opened the scoring with a solo home run in the second inning and the Angels received RBI from Vladimir Guerrero and Orlando Cabrera in the third frame. Neither team would score a run after the fourth inning as Scot Shields and Francisco Rodriguez combined on three scoreless frames to close out the victory.

Game 2 was shrouded with controversy as an apparent third strike call by umpire Doug Eddings to end the 9th inning resulted in A.J. Pierzynski reaching first base amidst mass confusion on the field. Pinch-runner Pablo Ozuna promptly stole second base and scored the game-winning run on Joe Crede's double. Mark Buehrle went the distance for Chicago to earn the win as the Halos were held to one run on five hits. The series was tied at 1-1 and shifting to Anaheim.

In Game 3, another strong pitching performance did in the Angels as Jon Garland tossed a complete game en route to a 5-2 White Sox win. Paul Konerko's three-run home run in the first inning was all the offense needed on this night as the Angels were limited to two runs (two-run HR by Cabrera) on four hits.

More of the same for the Halos in Game 4 as the offense posted just two runs on six hits off Freddy Garcia, the third straight White Sox starter to hurl a complete game. Konerko struck again in the first inning with another three-run shot off Ervin Santana as the Sox cruised to an 8-2 victory.

Game 5 saw the Angels take their first lead since Game 1, a 3-2 cushion entering the seventh inning. The White Sox seemed destined for the World Series as they scored four unanswered runs from the seventh frame on and Jose Contreras silenced the Angel bats, tossing the fourth straight complete game for Chicago. The Angels managed just 11 runs in the five-game series, the fewest by an ALCS team since Boston in 1990. For the second straight season, the Angels were eliminated from the playoffs by the eventual World Champion.



2005 ALCS RECAP

CHICAGO WHITE SOX VS. LOS ANGELES ANGELS
OCT. 11-16, 2005



LEAGUE CHAMPIONSHIP SERIES
05



LEAGUE CHAMPIONSHIP SERIES
05

GAME 1 - Tuesday, October 11 at Chicago (N)

LOS ANGELES	0	1	2	0	0	0	0	0	0	0	0	0	—	3	7	1
CHICAGO	0	0	1	1	0	0	0	0	0	0	0	0	—	2	7	0

E: Figgins. LOB: CWS 6, LAA 4. HR: Anderson (off Contreras), Crede (off Byrd). SB: Figgins, Erstad. CS: Podsednik, Pierzynski. SH: Figgins.

HB: Rowand (Byrd).

WP - Byrd, LP - Contreras, S - Rodriguez. T: 2:47 A: 40,659.

GAME 2 - Wednesday, October 12 at Chicago (N)

LOS ANGELES	0	0	0	0	1	0	0	0	0	0	0	0	—	1	5	3
CHICAGO	1	0	0	0	0	0	0	0	0	0	1	0	—	2	7	1

E: Washburn, Guerrero, Paul, Uribe. DP: CWS 2; LAA 1. GDP: Kennedy, Guerrero. LOB: CWS 4, LAA 7. HR: Quinlan (off Buehrle). SB: Ozuna.

SH: Iguchi, Kennedy. HB: Iguchi (Washburn), B. Molina (Buehrle).

WP - Buehrle, LP - Escobar. T: 2:34 A: 41,013.

GAME 3 - Friday, October 14 at Anaheim (N)

CHICAGO	3	0	1	0	1	0	0	0	0	0	0	0	—	5	11	0
LOS ANGELES	0	0	0	0	0	2	0	0	0	0	0	0	—	2	4	0

DP: CWS 1, LAA 2. GDP: Guerrero, Rowand. LOB: CWS 6, LAA 1. HR: Konerko (off Lackey), Cabrera (off Garland). SH: Iguchi.

WP - Garland, LP - Lackey. T: 2:42 A: 44,725.

GAME 4 - Saturday, October 15 at Anaheim (N)

CHICAGO	3	0	1	1	1	0	0	2	0	—	8	8	1
LOS ANGELES	0	1	0	1	0	0	0	0	0	—	2	6	1

E: Garcia, Cabrera. DP: LAA 1. GDP: Uribe. LOB: CWS 5, LAA. HR: Konerko (off Santana), Pierzynski (off Santana). SB: Podsednik 2, Dye. CS:

Crede. HB: Iguchi (Santana).

WP - Garcia, LP - Santana. T: 2:46 A: 44,857.

GAME 5 - Sunday, October 16 at Anaheim (N)

CHICAGO	0	1	0	0	1	0	1	1	2	—	6	8	1
LOS ANGELES	0	0	1	0	2	0	0	0	0	—	3	5	2

E: Kennedy, Contreras, Escobar. DP: LAA 1. LOB: CWS 9, LAA 4. HR: Crede (off Escobar). SB: Podsednik. CS: Iguchi SF: Crede, Rowand, Anderson.

SH: Figgins, Pierzynski. HB: Iguchi (Byrd). PB: Pierzynski.

WP - Contreras, LP - Escobar. T: 3:11 A: 44,712.

CLUB POSTSEASON



CLUB POSTSEASON 2005



ANGELS 2005 LEAGUE CHAMPIONSHIP SERIES

PLAYER	AVG	G	AB	R	H	TB	2B	3B	HR	RBI	SH	SF	HP	BB	IBB	SO	SB	CS	GIDP	E
Anderson, G	.176	5	17	2	3	6	0	0	1	2	0	1	0	1	0	5	0	0	0	0
Cabrera, O	.200	5	20	1	4	8	1	0	1	3	0	0	0	0	0	2	0	0	0	1
DaVanon, J	.000	3	1	0	0	0	0	0	0	0	0	0	0	0	0	0	0	0	0	0
Erstad, D	.235	5	17	1	4	5	1	0	0	0	0	0	0	1	0	2	1	0	0	0
Figgins, C	.118	5	17	1	2	3	1	0	0	1	2	0	0	1	0	3	1	0	0	1
Finley, S	.222	3	9	1	2	2	0	0	0	0	0	0	0	0	0	2	0	0	1	0
Guerrero, V	.050	5	20	0	1	1	0	0	0	1	0	0	0	0	0	1	0	0	0	2
Izturis, M	.000	1	0	0	0	0	0	0	0	0	0	0	0	0	0	0	0	0	0	0
Kennedy, A	.286	5	14	3	4	4	0	0	0	1	1	0	0	0	0	1	0	0	1	1
Kotchman, C	.286	2	7	0	2	3	1	0	0	1	0	0	0	1	0	1	0	0	0	0
Molina, B	.118	5	17	0	2	2	0	0	0	1	0	0	1	0	0	2	0	0	0	0
Molina, J	.333	1	3	0	1	1	0	0	0	0	0	0	0	0	0	0	0	0	0	0
Paul, J	.000	1	0	0	0	0	0	0	0	0	0	0	0	0	0	0	0	0	0	1
Quinlan, R	.333	1	3	1	1	4	0	0	1	1	0	0	0	0	2	0	0	0	0	0
Rivera, J	.111	3	9	1	1	2	1	0	0	0	0	0	0	0	0	1	0	0	0	0
TOTALS	.175	5	154	11	27	41	5	0	3	11	3	1	1	4	0	22	2	0	4	7

PITCHER	W	L	ERA	G	GS	CG	GF	SHO	SV	IP	H	R	ER	HR	HB	BB	IBB	SO	WP	BK	AVG	OPP		
																						WP	BK	
Byrd, P	1	0	3.38	2	2	0	0	0	0	10.2	10	4	4	1	2	2	0	2	0	0	0	.256		
Donnelly, B	0	0	0.00	3	0	0	1	0	0	3.1	2	0	0	0	0	1	0	5	0	0	0	.182		
Escobar, K	0	2	2.08	2	0	0	1	0	0	4.1	4	3	1	1	0	2	0	10	0	0	0	.222		
Gregg, K	0	0	0.00	1	0	0	0	0	0	2.0	1	0	0	0	0	1	0	3	0	0	0	.143		
Lackey, J	0	1	9.00	1	1	0	0	0	0	5.0	8	5	5	1	0	1	0	3	0	0	0	.381		
Rodriguez, F	0	0	0.00	2	0	0	2	0	1	2.1	2	2	0	0	0	3	0	3	0	0	0	.250		
Santana, E	0	1	10.38	1	1	0	0	0	0	4.1	3	6	5	2	1	3	0	2	0	0	0	.188		
Shields, S	0	0	0.00	4	0	0	0	0	0	6.0	4	0	0	0	0	1	1	5	0	0	0	.200		
Washburn, J	0	0	0.00	1	1	0	0	0	0	4.2	4	1	0	0	1	1	0	1	0	0	0	.235		
Yan, E	0	0	9.00	1	0	0	1	0	0	2.0	3	2	2	0	0	1	0	2	0	0	0	.375		
TOTALS	1	4	3.43	5	5	0	5	0	1	44.2	41	23	17	5	4	16	1	36	0	0	.248			

ANGELS 2005 CUMULATIVE POSTSEASON STATISTICS

PLAYER	AVG	G	AB	R	H	TB	2B	3B	HR	RBI	SH	SF	HP	BB	IBB	SO	SB	CS	GIDP	E
Anderson, G	.222	10	36	4	8	19	0	1	3	9	0	2	0	1	0	5	0	0	0	0
Cabrera, O	.220	10	41	4	9	15	3	0	1	6	0	0	0	0	0	3	0	0	0	2
DaVanon, J	.000	4	1	1	0	0	0	0	0	0	0	0	0	0	0	0	0	0	0	0
Erstad, D	.270	10	37	2	10	13	3	0	0	3	0	0	0	1	0	8	1	0	1	0
Figgins, C	.132	10	38	3	5	9	2	1	0	3	2	0	0	2	0	11	1	1	1	1
Finley, S	.150	8	20	3	3	4	1	0	0	1	4	0	0	1	0	6	0	0	1	0
Guerrero, V	.184	10	38	5	7	7	0	0	0	1	0	0	1	2	1	3	1	1	2	1
Izturis, M	.000	1	0	0	0	0	0	0	0	0	0	0	0	0	0	0	0	0	0	0
Kennedy, A	.258	10	31	3	8	10	0	1	0	3	2	0	0	0	0	4	0	2	1	1
Kotchman, C	.222	4	9	0	2	3	1	0	0	1	0	0	0	1	0	1	0	0	0	0
Molina, B	.286	10	35	5	10	19	0	0	3	6	0	0	2	0	0	2	0	0	0	0
Molina, J	.500	2	4	1	2	2	0	0	0	1	0	0	0	0	0	0	0	0	0	0
Paul, J	.000	2	0	0	0	0	0	0	0	0	0	0	0	0	0	0	0	0	0	1
Quinlan, R	.400	3	5	1	2	5	0	0	1	1	0	0	0	0	0	2	0	0	0	0
Rivera, J	.269	8	26	4	7	12	2	0	1	1	0	0	0	1	0	3	0	0	0	0
TOTALS	.227	10	321	36	73	118	12	3	9	36	8	2	3	9	1	48	3	4	6	8

PITCHER	W	L	ERA	G	GS	CG	GF	SHO	SV	IP	H	R	ER	HR	HB	BB	IBB	SO	WP	BK	AVG	OPP		
																						WP	BK	
Byrd, P	1	0	5.02	3	3	0	0	0	0	14.1	17	8	8	2	2	4	0	4	0	0	0	.298		
Colon, B	0	1	4.50	2	2	0	0	0	0	8	10	4	4	0	1	2	0	7	0	0	0	.313		
Donnelly, B	0	0	2.45	4	0	0	1	0	0	3.2	4	2	1	0	0	2	0	5	0	0	0	.286		
Escobar, K	1	2	1.59	6	0	0	2	0	0	11.1	6	4	2	2	0	7	0	15	2	0	0	.150		
Gregg, K	0	0	0.00	1	0	0	0	0	0	2	1	0	0	0	0	1	0	3	0	0	0	.143		
Lackey, J	0	1	4.41	3	3	0	0	0	0	16.1	15	8	8	1	0	10	0	12	2	0	0	.250		
Rodriguez, F	0	0	1.59	5	0	0	5	0	3	5.2	7	3	1	1	0	3	0	5	0	0	0	.318		
Santana, E	1	1	7.45	2	1	0	0	0	0	9.2	8	9	8	3	2	5	0	4	0	0	0	.229		
Shields, S	1	1	1.64	8	0	0	1	0	0	11	8	2	2	0	0	4	1	10	0	0	0	.205		
Washburn, J	0	0	0.00	1	1	0	0	0	0	4.2	4	1	0	0	1	1	0	1	0	0	0	.235		
Yan, E	0	0	9.00	1	0	0	1	0	0	2	3	2	2	0	0	1	0	2	0	0	0	.375		
TOTALS	4	6	3.65	10	10	0	10	0	3	88.2	83	43	36	9	6	40	1	68	4	0	.251			

CLUB POSTSEASON

CLUB POSTSEASON 2007



ANGELS 2007 DIVISION SERIES

PLAYER	AVG	G	AB	R	H	TB	2B	3B	HR	RBI	SH	SF	HP	BB	IBB	SO	SB	CS	GIDP	E
Anderson, G	.222	3	9	0	2	3	1	0	0	0	0	0	0	1	0	2	0	0	0	0
Aybar, E	.000	1	1	0	0	0	0	0	0	0	0	0	0	0	0	0	0	0	0	0
Cabrera, O	.250	3	12	0	3	4	1	0	0	1	0	0	0	1	0	1	0	0	0	0
Figgins, C	.231	3	13	1	3	5	2	0	0	1	0	0	0	0	0	4	0	0	0	0
Guerrero, V	.200	3	10	0	2	2	0	0	0	0	0	0	1	1	0	0	0	0	0	0
Haynes, M	.000	1	1	0	0	0	0	0	0	0	0	0	0	0	0	1	0	0	0	0
Izturis, N	.333	3	12	1	4	6	2	0	0	0	0	0	0	0	0	2	2	0	0	0
Kendrick, H	.200	3	10	0	2	2	0	0	0	1	0	1	0	0	0	1	2	0	1	0
Kotchman, C	.000	2	5	1	0	0	0	0	0	0	0	0	0	2	0	1	0	0	0	0
Mathis, J	.000	2	3	0	0	0	0	0	0	1	0	0	0	0	0	0	0	0	0	0
Morales, K	.111	3	9	1	1	1	0	0	0	0	0	0	0	0	0	2	0	0	0	0
Napoli, M	.167	3	6	0	1	1	0	0	0	0	0	0	0	0	0	3	0	0	0	0
Quinlan, R	.000	1	0	0	0	0	0	0	0	0	0	0	0	0	0	0	0	0	0	0
Rivera, J	.333	2	3	0	1	1	0	0	0	0	0	0	0	1	0	1	0	0	0	0
Willits, R	.000	3	4	0	0	0	0	0	0	0	0	0	0	1	0	2	1	0	0	0
TOTALS	.192	3	99	4	19	25	6	0	0	4	0	1	1	7	0	20	5	0	1	0

PITCHER	W	L	ERA	G	GS	CG	GF	SHO	SV	IP	H	R	ER	HR	HB	BB	IBB	SO	WP	BK	AVG	OPP
Escobar, K	0	0	5.40	1	1	0	0	0	0	5	4	3	3	0	0	5	1	5	0	0	0	.222
Lackey, J	0	1	6.00	1	1	0	0	0	0	6	9	4	4	2	0	2	0	4	1	0	0	.391
Moseley, D	0	0	0.00	1	0	0	1	0	0	1	1	0	0	0	0	0	0	1	0	0	0	.333
Oliver, D	0	0	27.00	1	0	0	0	0	0	0.2	2	2	2	0	0	0	0	0	0	0	0	.400
Rodriguez, F	0	0	54.00	1	0	0	1	0	0	0.1	1	2	2	1	0	1	1	1	0	0	0	.500
Santana, E	0	0	0.00	1	0	0	1	0	0	2	0	0	0	0	0	0	0	2	0	0	0	.000
Shields, S	0	0	2.25	2	0	0	0	0	0	4	0	1	1	0	0	4	0	4	0	0	0	.000
Speier, J	0	1	27.00	2	0	0	0	0	0	1.2	4	5	5	0	0	1	0	0	0	0	0	.500
Weaver, J	0	1	3.60	1	1	0	0	0	0	5	4	2	2	2	0	3	0	5	0	0	0	.222
TOTALS	0	3	6.66	3	3	0	3	0	0	25.2	25	19	19	5	0	16	2	22	1	0	0	.269

ANGELS RETIRED UNIFORM NUMBERS

No.	Individual	Year
26	Gene Autry	1982
29	Rod Carew	1986
30	Nolan Ryan	1992
50	Jimmie Reese	1995
11	Jim Fregosi	1998

Note: The Angels and Major League Baseball retired number 42 on Jackie Robinson's behalf in 1997.

ANGELS A.L. WEST DIVISION CLINCHING DATES

Year	No.	Date	Details
1979	158	Sept. 25	Angels defeat Kansas City, 4-1, at Anaheim Stadium (Tanana over Chamberlain).
1982	161	Oct. 2	Angels defeat Texas, 6-4, at Anaheim Stadium (Goltz over Hough).
1986	153	Sept. 26	Angels defeat Texas, 8-3, at Anaheim Stadium (Candelaria over Mohorcic).
2004	161	Oct. 2	Angels defeat Oakland, 5-4 at Network Associates Coliseum (Donnelly over Rincon).
2005	157	Sept. 27	Angels defeat Oakland, 4-3 at McAfee Coliseum (Santana over Kennedy).
2007	156	Sept. 23	Angels defeat Seattle, 7-4 at Angel Stadium (Lackey over Jeff Weaver).
2008	145	Sept. 10	Angels defeat New York Yankees, 4-2 at Angel Stadium (Moseley over Pettitte).
2009	156	Sept. 28	Angels defeat Texas, 11-0 at Angel Stadium (Santana over Hunter).
2014	152	Sept. 17	Angels defeat Seattle, 5-0 at Angel Stadium (Wilson over Paxton).



2008 DIVISION SERIES RECAP

For the third time in five seasons and fourth time in eight total playoff appearances (1986, 2004, 2007 & 2008), the Angels faced off against the Boston Red Sox (A.L. wild card entrant). The Halos entered the series with home-field advantage throughout the playoffs with the Majors' best record (100-62). The Angels also entered the 2008 postseason having dropped their last seven overall playoff games and last nine postseason affairs against Boston.

In Game 1 at Angel Stadium, the Angels offense sputtered at the hands of Red Sox starter Jon Lester (7 IP, 6 H, 1 R, 0 ER, 1 BB, 7 SO) in the 4-1 setback. John Lackey (6.2 IP, 4 H, 2 R, 2 ER, 1 HR, 3 BB, 5 SO) suffered the loss despite a solid outing. The Angels held a 1-0 lead through five innings, courtesy of a Torii Hunter RBI single, before Jason Bay put the Red Sox up for good with a two-run shot off Lackey in the top of the sixth. The Angels' 2 thru 5 hitters were 8-for-15 (.533) but the team went 1-for-7 with runners in scoring position, stranding nine baserunners.

In Game 2 at Angel Stadium, the Angels clawed back from an early four-run deficit to knot the game at 5-5 in the eighth inning. The momentum quickly evaporated as J.D. Drew's two-run home run off Francisco Rodriguez in the ninth proved to be the game-winner, giving the Red Sox a commanding 2-0 series lead. The loss was the ninth consecutive playoff setback for the Angels and 11th straight playoff loss to Boston. Chone Figgins' triple to lead off the eighth inning was the Angels' first extra-base hit of the series (first 19 hits were singles). The Angels were 3-for-14 with RISP while stranding 11 runners. Hunter logged RBI singles in the first and fifth innings and drove in three of the Angels' six runs over the first two games.

In Game 3 at Fenway Park, the Halos beat the Red Sox in the playoffs for the first time since Oct. 11, 1986 (Game 4 of ALCS), snapping an 11-game skid to Boston. The 5-4, 12-inning win (5 hr., 19 min.) marked the longest postseason game in club history. Erick Aybar's 12th-inning RBI single scoring Mike Napoli was the game-winner. Napoli connected for two home runs marking the fifth time an Angel logged a multi-HR playoff game. Napoli became just the sixth MLB catcher with a multi-HR game in the playoffs. Jered Weaver (2 IP, 1 H, 1 BB, 3 SO) earned the victory in the first relief appearance of his career.

Game 4 at Fenway Park would end in a fashion all too familiar to the Angels - a walk-off, series-clinching win for the Red Sox. A clutch two-out, two-run single by Hunter in the bottom of the eighth inning tied the game a 2-2. In the top of the ninth, the Halos looked poised to take the lead after a leadoff double from pinch-hitter Kendrys Morales. However, the scoring threat was foiled after a botched suicide squeeze ended the rally. In the ninth, Jed Lowrie's two-out RBI single plated Jason Bay from second base with the winning run. For the third time in five seasons, the Angels were eliminated from the first round of playoffs by the Red Sox.



2008 ALDS RECAP

LOS ANGELES ANGELS VS. BOSTON RED SOX

OCT. 1-6, 2008



GAME 1 - Wednesday, October 1, 2008 at Anaheim (N)

BOSTON	0	0	0	0	0	2	0	0	2	—	4	8	1
LOS ANGELES	0	0	1	0	0	0	0	0	0	—	1	9	1

LOB: BOS 9, LAA 9. HR: Bay (off Lackey) E: Lowrie, Matthews SB: Ellsbury (2) HBP: Lowrie (by Lackey)

WP - Lester, LP - Lackey T: 3:14. A: 44,996.

GAME 2 - Friday, October 3, 2008 at Anaheim (N)

BOSTON	4	0	0	1	0	0	0	0	2	—	7	14	0
LOS ANGELES	1	0	0	1	1	0	1	1	0	—	5	11	2

LOB: BOS 10, LAA 11. HR: Bay (off Santana), Drew (Off F. Rodriguez) E: Aybar, Hunter SB: Ellsbury. SF: Teixeira. GIDP: Varitek.

WP - Papelbon, LP - F. Rodriguez T: 3:51. A: 45,354.

GAME 3 - Sunday, October 5, 2008 at Boston (N)

LOS ANGELES	1	0	2	0	1	0	0	0	0	0	1	—	5	16	0
BOSTON	0	3	0	0	1	0	0	0	0	0	0	—	4	7	0

LOB: LAA 16, BOS 8. HR: Napoli (2 off Beckett) SB: Figgins, Guerrero, Crisp. CS: Ellsbury SH: Kendrick HBP: Pedroia (by Saunders), Napoli (by Delcarmen) GIDP: Varitek. Outfield Assist: Bay.

WP - Weaver, LP - Lopez T: 5:19. A: 39,067.

GAME 4 - Monday, October 6, 2008 at Boston (N)

LOS ANGELES	0	0	0	0	0	0	0	2	0	—	2	6	1
BOSTON	0	0	0	0	2	0	0	0	1	—	3	9	0

LOB: LAA 7, BOS 6. E: Figgins. CS: Willits. SH: Kendrick. GIDP: Kotsay, Ellsbury. PB: Varitek

WP - Delcarmen, LP - Shields T: 2:50. A: 38,785.



ANGELS 2008 DIVISION SERIES

PLAYER	AVG	G	AB	R	H	TB	2B	3B	HR	RBI	SH	SF	HP	BB	IBB	SO	SB	CS	GDP	E
Anderson, G	.158	4	19	1	3	3	0	0	0	0	0	0	0	1	0	4	0	0	0	0
Aybar, E	.111	4	18	0	2	2	0	0	0	1	0	0	0	0	0	2	0	0	0	1
Figgins, C	.333	4	21	2	7	10	1	1	0	1	0	0	0	0	0	6	1	0	0	1
Guerrero, V	.467	4	15	2	7	8	1	0	0	0	0	0	0	4	0	1	1	0	0	0
Hunter, T	.389	4	18	0	7	7	0	0	0	5	0	0	0	1	0	3	0	0	0	1
Kendrick, H	.118	4	17	0	2	2	0	0	0	0	2	0	0	0	0	7	0	0	0	0
Mathis, J	.500	1	2	0	1	0	0	0	0	0	0	0	0	0	0	1	0	0	0	0
Matthews, G	.000	3	5	0	0	0	0	0	0	0	0	0	0	0	0	2	0	0	0	1
Morales, K	.500	4	4	0	2	3	1	0	0	0	0	0	0	0	0	0	0	0	0	0
Napoli, M	.250	4	12	3	3	9	0	0	2	4	0	0	1	2	0	3	0	0	0	0
Rivera, J	.125	3	8	1	1	1	0	0	0	1	0	0	0	3	0	2	0	0	0	0
Teixeira, M	.467	4	15	4	7	7	0	0	0	1	0	1	0	4	0	3	0	0	0	0
Willits, R	---	3	0	0	0	0	0	0	0	0	0	0	0	0	0	0	0	1	0	0
TOTALS	.273	4	154	13	42	53	3	1	2	13	2	1	1	15	0	34	2	1	0	4

PITCHER	W	L	ERA	G	GS	CG	GF	SHO	SV	IP	H	R	ER	HR	HB	BB	IBB	SO	WP	BK	OPP AVG
Arredondo, J	0	0	0.00	3	0	0	1	0	0	3.2	2	0	0	0	0	0	0	4	0	0	.154
Lackey, J	0	1	2.63	2	2	0	0	0	0	13.2	11	4	4	1	1	4	0	6	0	0	.212
Oliver, D	0	0	0.00	2	0	0	0	0	0	1.1	0	0	0	0	0	1	0	1	0	0	.000
Rodriguez, F	0	1	7.71	2	0	0	1	0	0	2.1	5	2	2	1	0	2	0	2	0	0	.455
Santana, E	0	0	8.44	1	1	0	0	0	0	5.1	8	5	5	1	0	0	0	3	0	0	.308
Saunders, J	0	0	7.71	1	1	0	0	0	0	4.2	5	4	4	0	1	4	0	2	0	0	.278
Shields, S	0	1	4.76	4	0	0	1	0	0	5.2	6	3	3	0	0	1	0	7	0	0	.273
Weaver, J	1	0	0.00	1	0	0	1	0	0	2	1	0	0	0	0	1	0	3	0	0	.143
TOTALS	1	3	4.19	4	4	0	4	0	0	38.2	38	18	18	3	2	15	0	28	0	0	.250

ANGELS MEMORIAL UNIFORM MARKINGS

- 1965** - Black armband on left sleeve honoring passing of teammate **Dick Wantz**.
- 1974** - Black ribbon attached to left sleeve during Spring Training honoring passing of teammate **Bruce Heinbechner**.
- 1978** - Black armband on left sleeve honoring passing of teammate **Lyman Bostock**.
- 1992** - Initials "DJ" on left sleeve honoring passing of coach **Deron Johnson**.
- 1994-95** - Black armband with "REESE 50" in white on right sleeve and circular black patch with "REESE 50" in white on left sleeve (worn during second half of 1994 and spring of 1995) in honor of the late coach **Jimmie Reese**.
- 1999** - Caricature of **Gene Autry** with "26" in circular patch on right sleeve honoring the late owner.
- 2009** - Black encircled patch with white #34 in honor of the late **Nick Adenhardt** (above the heart).
- 2009** - Diamond-shaped patch with "PRESTON" inscribed in honor of the late **Preston Gomez** (on right sleeve).
- 2013** - Black encircled patch with red "LEW" inscribed in honor of the late **Dr. Lewis Yocum** (above the heart).
- 2013** - White encircled patch outlined in red with "STAN MUSIAL" signature in middle with number "6" for passing of Cardinals' legend Stan Musial (above heart on BP tops; Angels played Cards that series).
- 2014** - White encircled patch with red "FREGOSI 11" inscribed in honor the late player and manager **Jim Fregosi** (above the heart).
- 2016** - Black encircled patch with white "DEAN CHANCE LA" inscribed in honoring passing of former player **Dean Chance**.
- 2017** - White encircled patch with red "BAYLOR 25" in honor of the late **Don Baylor** (above the heart).
- 2019** - White encircled patch with red "SKAGGS 45" in honor of the late **Tyler Skaggs** (above the heart).



2009 DIVISION SERIES RECAP

The Angels faced the Red Sox in the Division Series for the third consecutive season and fourth time in six years (fifth time overall). Angels vs. Red Sox Part V marked the first A.L. playoff matchup in history to be played five times (Red Sox won four previous playoff series).

PITCHING LEADS THE WAY IN GAMES 1 & 2: John Lackey and Jered Weaver earned wins in each of the first two games at Angel Stadium, becoming the first two Angels to pitch at least seven innings in consecutive playoff games since Jarrod Washburn and Lackey did so in Games 3 and 4 of the 2002 ALCS. Weaver's (7.1 IP, 2 H, 1 R, 7 K) start in Game 2 was the longest start in club postseason history while allowing 2 or fewer hits. Lackey's (7.1 IP, 0 ER) performance in Game 1 was the longest scoreless start by a pitcher in club postseason history. Angel pitchers held Boston to a .131 clip (8/61) over the first two games.

CLASSIC COMEBACK IN GAME 3: The Angels' ninth inning comeback in Boston (trailed by two runs with none on and two out) was accomplished with each of the three batters who scored reaching base with two strikes and two outs. It marked the 10th time in 2009 the Halos rallied from a deficit of at least four runs to win. All three runs surrendered by Jonathan Papelbon ended his 26-inning postseason scoreless streak. Bobby Abreu brought the game within a run with a two-out double off the Green Monster. After an intentional walk to Torii Hunter, Vladimir Guerrero followed with a two-run single that proved to be the game-winner.



2009 ALDS RECAP
BOSTON RED SOX VS. LOS ANGELES ANGELS
OCT. 8-11, 2009



GAME 1 - Thursday, October 8, 2009 at Anaheim (N)

BOSTON	0	0	0	0	0	0	0	0	0	0	—	0	4	3
LOS ANGELES	0	0	0	0	3	0	2	0	x		—	5	7	1
LOB: BOS 5, LAA 8. HR: Hunter (off Lester) E: Gonzalez, Lowell, Bay, Mathis. SH: Figgins, Mathis. HBP: Hunter (by Ramirez) GIDP: Lowell OF														
Assist: Bay														
WP - Lackey, LP - Lester T: 3:09. A: 45,070.														

GAME 2 - Friday, October 9, 2009 at Anaheim (N)

BOSTON	0	0	0	1	0	0	0	0	0	0	—	1	4	0
LOS ANGELES	0	0	0	1	0	0	3	0	x		—	4	6	0
LOB: BOS 6, LAA 3. SB: Kendrick, Izturis. CS: Abreu SF: Morales HBP: Napoli (by Beckett)														
WP - Weaver, LP - Beckett, S - Fuentes. T: 3:11. A: 45,223.														

GAME 3 - Sunday, October 11, 2009 at Boston (D)

LOS ANGELES	0	0	0	1	0	1	0	2	3		—	7	11	0
BOSTON	0	0	3	2	0	0	0	1	0		—	6	7	1
LOB: LAA 7, BOS 5. HR: Drew (off Kazmir), Morales (off Buchholz). E: Youkilis SB: Rivera, Gathright. HBP: Napoli (by Buchholz) GIDP: Rivera														
WP - Oliver, LP - Papelbon, S - Fuentes. T: 3:49. A: 38,704.														

CLUB POSTSEASON



CLUB POSTSEASON 2009



ANGELS 2009 DIVISION SERIES

PLAYER	AVG	G	AB	R	H	TB	2B	3B	HR	RBI	SH	SF	HP	BB	IBB	SO	SB	CS	GIDP	E
Abreu, B	.556	3	9	4	5	7	2	0	0	1	0	0	0	4	0	0	0	1	0	0
Aybar, E	.364	3	11	2	4	7	1	1	0	2	0	0	0	0	0	1	0	0	0	0
Figgins, C	.000	3	12	1	0	0	0	0	0	0	1	0	0	1	0	6	0	0	0	0
Guerrero, V	.400	3	10	2	4	4	0	0	0	2	0	0	0	2	0	1	0	0	0	0
Hunter, T	.200	3	10	2	2	6	1	0	1	3	0	0	1	2	1	1	0	0	0	0
Izturis, M	.143	2	7	1	1	1	0	0	0	1	0	0	0	0	0	2	1	0	0	0
Kendrick, H	.200	2	5	1	1	1	0	0	0	0	0	0	0	0	0	2	1	0	0	0
Mathis, J	.333	2	3	0	1	1	0	0	0	0	1	0	0	0	0	2	0	0	0	1
Mathews, G	.000	1	1	0	0	0	0	0	0	0	0	0	0	0	0	0	0	0	0	0
Morales, K	.200	3	10	1	2	5	0	0	1	3	0	1	0	1	0	0	0	0	0	0
Napoli, M	.250	2	4	1	1	2	1	0	0	0	0	0	2	0	0	1	0	0	0	0
Rivera, J	.273	3	11	1	3	4	1	0	0	2	0	0	0	0	0	2	1	0	2	0
Willits, R	.000	1	0	0	0	0	0	0	0	0	0	0	0	0	0	0	0	0	0	0
Wood, B	.000	0	0	0	0	0	0	0	0	0	0	0	0	0	0	0	0	0	0	0
Totals	.258	3	93	16	24	38	6	1	2	14	2	1	3	10	1	18	3	1	2	1

OPP

PITCHER	R/L	W	L	ERA	G	GS	CG	GF	SHO	SV	IP	H	R	ER	HR	HB	BB	IBB	SO	WP	BK	AVG
Bulger, J	R	0	0	0.00	1	0	0	0	0	0	1	0	0	0	0	0	1	0	1	0	0	.000
Fuentes, B	L	0	0	0.00	2	0	0	2	0	2	1.2	0	0	0	0	0	1	0	0	0	0	.000
Jepsen, K	R	0	0	6.75	2	0	0	0	0	0	1.1	3	1	1	0	0	0	0	1	0	0	.429
Kazmir, S	L	0	0	7.50	1	1	0	0	0	0	6	5	5	5	1	0	3	0	1	0	0	.217
Lackey, J	R	1	0	0.00	1	1	0	0	0	0	7.1	4	0	0	0	0	1	0	4	1	0	.160
Oliver, D	L	1	0	0.00	3	0	0	1	0	0	2.1	1	0	0	0	0	0	0	2	0	0	.125
Weaver, J	R	1	0	1.23	1	1	0	0	0	0	7.1	2	1	1	0	0	2	0	7	0	0	.083
Totals		3	0	2.33	3	3	0	3	1	2	27	15	7	7	1	0	8	0	16	1	0	.158

2009 LEAGUE CHAMPIONSHIP SERIES RECAP

Following a three-game sweep of Boston in the Division Series, the Halos were headed to the ALCS for the sixth time in club history. It marked the third playoff matchup with the New York Yankees, the Angels winning both previous DS in 2002 & 2005. The Angels and Yankees were the two statistical leaders in several offensive categories during the 2009 campaign.

MISCUES LEAD TO 0-2: After setting a club record for fewest errors (85) committed during 2009 season, the Angels committed five errors leading to three unearned runs through the first two games in New York. While leading the Majors batting .297 with RISP during the regular season, the Halos hit .222 (4/18), stranding 21 runners after two games. The 2009 ALCS marked the fifth time Angels fell behind 0-2 in a playoff series.

ANOTHER GAME 3 COMEBACK: After spotting the Yankees a 3-0 lead through four innings, a solo HR by Howie Kendrick in the fifth inning put the Angels on the board. Vladimir Guerrero followed the next inning with a game-tying, two-run home run. The game would go to the bottom of the 11th inning where another "nobody on with two outs" rally took place. Kendrick lined a single up the middle and Jeff Mathis followed with a game-winning RBI double to get the Angels back in the series. The comeback win snapped the Halos' six-game LCS losing streak and marked the third walk-off hit in Club playoff history (also Game 3 of '79 ALCS & Game 4 of '86 LCS).

CLASSIC GAME 5: Following a shutdown performance by CC Sabathia in a 10-1 Game 4 loss (8 IP, 1 ER), the Angels were facing elimination down 3-1 in the series. The Angels put up a four-run first inning in Game 5. Starter John Lackey was lifted after 6.2 IP and that's when the trouble started - a six-run Yankee 7th inning put them up 6-4 after 6 1/2 frames. However, the Halos immediately responded in the bottom half of the seventh with a leadoff hit by Jeff Mathis (his 6th consecutive hit, an Angels' playoff club record) and key RBI singles by Vladimir Guerrero and Kendry Morales. Brian Fuentes worked through a dicey 9th inning (1 IP, 2 BB, 1 HB) to preserve the one-run save and send the series back to the Bronx. The win was the Halos' eighth all-time in the postseason vs. New York - all of which have been of the comeback variety.

YANKEES TAKE THE PENNANT: In Game 6 at New York, a strong pitching performance by Andy Pettitte (6.1 IP, 1 ER, 6 SO), timely hitting by the Yankees and another game of Angels miscues sent New York to the World Series for the 40th time. The Halos scratched across the game's first run with an RBI single from Bobby Abreu with two outs in the third. Starter Joe Saunders got out of jams in the first and second innings before the Yankees tagged him for three runs in the fourth, sparked by Johnny Damon's two-run single. No scoring took place during innings 5-7 before the Halos pulled within 3-2 on Guerrero's two-out RBI single in the eighth, his last at-bat of the postseason (his RBI off Mariano Rivera was the first postseason earned run off the Yankees' closer since Game 2 of the 2000 World Series). A comeback was not meant to be as New York capitalized on two crucial Angel errors in the bottom of the eighth (Kendrick fielding, Kazmir throwing) to push the lead to 5-2, it took only three outs for Rivera to get in the ninth to close out the series. The Angels fell to 1-5 in six League Championship Series.

CLUB POSTSEASON



2009 ALCS RECAP

LOS ANGELES ANGELS VS. NEW YORK YANKEES

OCT. 16-25, 2009



GAME 1 - Friday, October 16, 2009 at New York (N)

LOS ANGELES	0	0	0	1	0	0	0	0	0	0	0	0	0	0	0	0	0	0	0	1	4	3
NEW YORK	2	0	0	0	1	1	0	0	0	0	0	x	0	0	0	0	0	0	0	4	10	0

LOB: LAA 5, NYY 11. E: J. Rivera, Lackey, Hunter. SF: Rodriguez HBP: Cano (by Bulger) OF Assist: J. Rivera
 WP - Sabathia, LP - Lackey, S - M. Rivera. T: 3:18. A: 49,688.

GAME 2 - Saturday, October 17, 2009 at New York (N)

LOS ANGELES	0	0	0	0	2	0	0	0	0	0	0	0	0	1	0	0	0	0	0	3	8	2
NEW YORK	0	1	1	0	0	0	0	0	0	0	0	0	0	1	0	1	0	0	0	4	13	3

LOB: LAA 16, NYY 12. HR: Jeter (off Saunders), Rodriguez (off Fuentes). E: Cano (2), Figgins, Jeter, Izturis. SH: Aybar, Figgins, Gardner. SB: Aybar
 HBP: Morales (by Burnett), Figgins (by Burnett) GIDP: Jeter, Matsui, Cano, Hunter.
 WP - Robertson, LP - Santana, T: 5:10. A: 49,922.

GAME 3 - Monday, October 19, 2009 at Anaheim (D)

NEW YORK	1	0	0	1	1	0	0	0	1	0	0	0	0	0	0	0	0	0	0	0	8	0
LOS ANGELES	0	0	0	0	1	2	0	0	1	0	0	0	0	1	0	0	0	0	0	5	13	0

LOB: NYY 10, LAA 7. HR: Jeter (off Weaver), Rodriguez (off Weaver), Damon (off Weaver), Kendrick (off Pettitte), Guerrero (off Pettitte) SB:
 Aybar CS: Gardner SH: Aybar SF: Izturis GIDP: Hunter, Morales
 WP - Santana, LP - Aceves T: 4:21. A: 44,911.

GAME 4 - Tuesday, October 20, 2009 at Anaheim (N)

NEW YORK	0	0	0	3	2	0	0	0	0	2	3	0	0	0	0	0	0	0	0	10	13	0
LOS ANGELES	0	0	0	0	1	0	0	0	0	0	0	0	0	0	0	0	0	0	0	1	5	1

LOB: NYY 9, LAA 5. HR: Rodriguez (off Bulger), Damon (off Palmer) E: Abreu. SB: Rodriguez, Posada. CS: Jeter, Gardner HBP: Swisher (by Santana) GIDP: J. Rivera
 WP - Sabathia, LP - Kazmir T: 3:38. A: 45,160.

GAME 5 - Thursday, October 22, 2009 at Anaheim (N)

NEW YORK	0	0	0	0	0	0	0	0	0	6	0	0	0	0	0	0	0	0	0	6	9	0
LOS ANGELES	4	0	0	0	0	0	0	0	3	0	0	x	0	0	0	0	0	0	0	7	12	0

LOB: NYY 10, LAA 7. SB: Hunter, Aybar. SH: Figgins HBP: Cano (by Fuentes) GIDP: J. Rivera, Aybar
 WP - Jepsen, LP - Hughes, S - Fuentes. T: 3:34. A: 45,113.

GAME 6 - Sunday, October 25, 2009 at New York (N)

LOS ANGELES	0	0	1	0	0	0	0	0	0	1	0	0	0	0	0	0	0	0	0	2	9	2
NEW YORK	0	0	0	3	0	0	0	0	0	2	x	0	0	0	0	0	0	0	0	5	9	0

LOB: LAA 6, NYY 11. E: Kendrick, Kazmir. SH: Cabrera (2), Swisher SF: Teixeira GIDP: Posada (2), Teixeira
 WP - Pettitte, LP - Saunders, S - M. Rivera. T: 3:40. A: 50,173.

ANGELS 2009 LEAGUE CHAMPIONSHIP SERIES

PLAYER	AVG	G	AB	R	H	TB	2B	3B	HR	RBI	SH	SF	HP	BB	IBB	SO	SB	CS	GIDP	E
Abreu, B	.160	6	25	2	4	6	2	0	0	2	0	0	0	4	3	8	0	0	0	1
Aybar, E	.250	6	20	2	5	6	1	0	0	1	2	0	0	1	0	1	3	0	2	0
Figgins, C	.130	6	23	2	3	3	0	0	0	1	2	0	0	1	3	0	0	0	0	1
Guerrero, V	.370	6	27	3	10	16	3	0	1	5	0	0	0	1	0	5	0	0	0	0
Hunter, T	.304	6	23	2	7	8	1	0	0	2	0	0	0	0	5	0	4	1	1	2
Izturis, M	.100	4	10	1	1	2	1	0	0	1	0	1	0	1	1	1	1	0	0	1
Kendrick, H	.286	4	14	3	4	9	0	1	1	1	0	0	0	1	0	1	0	0	0	1
Mathis, J	.583	5	12	2	7	12	5	0	0	1	0	0	0	0	0	2	0	0	0	0
Matthews, G	.000	3	4	1	0	0	0	0	0	0	0	0	0	1	0	3	0	0	0	0
Morales, K	.167	6	24	1	4	7	0	0	1	4	0	0	1	1	0	6	0	0	1	0
Napoli, M	.111	5	9	0	1	1	0	0	0	0	0	0	0	0	0	3	0	0	0	0
Rivera, J	.200	6	25	0	5	6	1	0	0	0	0	0	0	0	0	1	0	0	2	1
Willits, R	.000	3	0	0	0	0	0	0	0	0	0	0	0	0	0	0	0	0	0	0
Totals	.236	6	216	19	51	76	14	1	3	18	4	1	2	18	4	38	4	1	7	8

PITCHER	R/L	W	L	ERA	G	GS	CG	GF	SHO	SV	IP	H	R	ER	HR	HB	BB	IBB	SO	WP	BK	OPP AVG
Bulger, J	R	0	0	3.86	3	0	0	0	0	2.1	1	1	1	1	1	1	3	0	4	1	0	.125
Fuentes, B	L	0	0	3.00	3	0	0	1	0	1	3	1	1	1	1	1	3	2	3	0	0	.100
Jepsen, K	R	1	0	2.45	3	0	0	0	0	0	3.2	5	1	1	1	1	0	2	0	2	0	.333
Kazmir, S	L	0	1	7.71	2	1	0	0	0	0	4.2	6	5	4	0	0	5	0	3	1	0	.333
Lackey, J	R	0	1	3.65	2	2	0	0	0	0	12.1	15	7	5	0	0	6	0	10	0	0	.300
Oliver, D	L	0	0	4.26	5	0	0	0	0	0	6.1	6	3	3	0	0	4	2	6	0	0	.261
Palmer, J	R	0	0	13.50	2	0	0	2	0	0	2.2	5	4	4	1	0	1	0	2	0	0	.385
Santana, E	R	1	1	1.59	4	0	0	2	0	0	5.2	5	3	1	0	1	4	1	5	0	0	.250
Saunders, J	L	0	1	4.35	2	2	0	0	0	0	10.1	13	5	5	1	0	6	0	5	0	0	.317
Weaver, J	R	0	0	4.26	3	1	0	1	0	0	6.1	5	3	3	3	0	4	0	7	0	0	.208
Totals		2	4	4.40	6	6	0	6	0	1	57.1	62	33	28	8	3	38	5	47	2	0	.279

CLUB POSTSEASON 2009



ANGELS 2009 CUMULATIVE STATISTICS

PLAYER	AVG	G	AB	R	H	TB	2B	3B	HR	RBI	SF	HP	BB	IBB	SO	SB	CS	DP	GI			PINCH HIT			
																			E	SLG	OBP	AB	H	HR	RBI
Abreu, B	.265	9	34	6	9	13	4	0	0	3	0	0	8	3	8	0	1	0	1	.382	.405	0	0	0	0
Aybar, E	.290	9	31	4	9	13	2	1	0	3	2	0	0	1	0	2	3	0	2	0.419	.313	0	0	0	0
Figgins, C	.086	9	35	3	3	3	0	0	0	1	3	0	1	4	0	9	0	0	0	1.086	.200	0	0	0	0
Guerrero, V	.378	9	37	5	14	20	3	0	1	7	0	0	0	3	0	6	0	0	0	0.541	.425	0	0	0	0
Hunter, T	.273	9	33	4	9	14	2	0	1	5	0	0	1	7	1	5	1	2	1	1.424	.415	0	0	0	0
Izturis, M	.118	6	17	2	2	3	1	0	0	2	0	1	0	1	1	3	1	0	0	1.176	.158	1	0	0	1
Kendrick, H	.263	6	19	4	5	10	0	1	1	1	0	0	0	1	0	3	1	0	0	1.526	.300	0	0	0	0
Mathis, J	.533	7	15	2	8	13	5	0	0	1	1	0	0	0	0	4	0	0	0	1.867	.533	0	0	0	0
Mathews, G	.000	4	5	1	0	0	0	0	0	0	0	0	1	0	3	0	0	0	0	0.000	.167	4	0	0	0
Morales, K	.176	9	34	2	6	12	0	0	2	7	0	1	1	2	0	6	0	1	0	0.353	.237	0	0	0	0
Napoli, M	.154	7	13	1	2	3	1	0	0	0	0	0	2	0	0	4	0	0	0	0.231	.267	1	0	0	0
Quinlan, R	.000	0	0	0	0	0	0	0	0	0	0	0	0	0	0	0	0	0	0	0.000	.000	0	0	0	0
Rivera, J	.222	9	36	1	8	10	2	0	0	2	0	0	0	0	0	3	1	0	4	1.278	.222	0	0	0	0
Willits, R	.000	4	0	0	0	0	0	0	0	0	0	0	0	0	0	0	0	0	0	0.000	.000	0	0	0	0
Wilson, R	.000	0	0	0	0	0	0	0	0	0	0	0	0	0	0	0	0	0	0	0.000	.000	0	0	0	0
LAA	.243	9	309	35	75	114	20	2	5	32	6	2	5	28	5	56	7	2	9	3.369	.314	6	0	0	1
OPPONENTS	.243	9	317	40	77	121	11	3	9	37	4	2	3	46	5	63	3	3	7	3.382	.342	8	1	0	0
DH	.378	6	37	6	14	20	3	0	1	7	0	0	0	3	0	6	1	0	0	0.541	.425	0	0	0	0

PITCHER	R/L	W	L	ERA	G	GS	CG	GF	SHO	SV	IP	H	R	ER	HR	HB	BB	IBB	SO	WP	BK	HR	OPP	
																							AVG	AVG
Bulger, J	R	0	0	2.70	4	0	0	0	0	0	3.1	1	1	1	1	1	4	0	5	1	0	0	.091	
Fuentes, B	L	0	0	1.93	5	0	0	3	0	3	4.2	1	1	1	1	1	4	2	3	0	0	0	.067	
Jepsen, K	R	1	0	3.60	5	0	0	0	0	0	5.0	8	2	2	1	0	2	0	3	0	0	0	.364	
Kazmir, S	L	0	1	7.59	3	2	0	0	0	0	10.2	11	10	9	1	0	8	0	4	1	0	0	.268	
Lackey, J	R	1	1	2.29	3	3	0	0	0	0	19.2	19	7	5	0	0	7	0	14	1	0	0	.253	
Oliver, D	L	1	0	3.12	8	0	0	1	0	0	8.2	7	3	3	0	0	4	2	8	0	0	0	.226	
Palmer, J	R	0	0	13.50	2	0	0	2	0	0	2.2	5	4	4	1	0	1	0	2	0	0	0	.385	
Santana, E	R	1	1	1.59	4	0	0	2	0	0	5.2	5	3	1	0	1	4	1	5	0	0	0	.250	
Saunders, J	L	0	1	4.35	2	2	0	0	0	0	10.1	13	5	5	1	0	6	0	5	0	0	0	.317	
Weaver, J	R	1	0	2.63	4	2	0	1	0	0	13.2	7	4	4	3	0	6	0	14	0	0	0	.146	
LAA		5	4	3.74	9	9	0	9	1	3	84.1	77	40	35	9	3	46	5	63	3	0	0	.243	
OPPONENTS		4	5	3.76	9	9	0	9	0	2	83.2	75	35	35	5	5	28	5	56	2	0	0	.243	



This red seat in Section 135 was dedicated in 2012 during the Angels' 10-year World Series Anniversary. It represents the location where Scott Spiezio's 3-run HR landed in Game 6 of the 2002 Fall Classic. The HR sparked the Angels in overcoming a 5-run deficit en route to the crucial comeback win.



2014 DIVISION SERIES RECAP

The Angels would be paired up with one of baseball's hottest teams down the stretch, the Kansas City Royals, in the 2014 Division Series. The Halos clinched home field advantage throughout the playoffs by way of posting the best record in baseball at 98-64 (and of course an A.L. victory in the All-Star Game).

Game 1 at Angel Stadium called for a pitching matchup of Angels' Jered Weaver and former teammate Jason Vargas. Both hurlers posted quality starts but neither would fare in a decision as the game would go 11 frames. With the score tied at 2-2 in the 11th, Mike Moustakas' solo home run off Fernando Salas sealed the 3-2 win for Kansas City. Both teams collected just four hits in the game; two of the Angels' hits were solo shots from David Freese and Chris Iannetta.

Game 2 at Angel Stadium had a similar feel to the first contest as it went 11 innings as well. Matt Shoemaker, out since Sept. 15 with an oblique strain, took the ball for his first career postseason start (ND, 6 IP, 5 H, 1 R, 0 ER, 6 SO). With the Royals leading 1-0 in the 6th, Albert Pujols knotted the score with an RBI single, his 16th career game-tying or go-ahead hit in the playoffs. The score remained the same until a two-run home run off the bat of Eric Hosmer in the 11th (off Kevin Jepsen) put the Royals up 3-1. They would tack on another run in the 11th frame for the final score of 4-1. The Angels trailed 0-2 with the best of five series shifting to Kansas City.

Game 3 at Kauffman Stadium pitted C.J. Wilson vs. James Shields. The Halos struck first with a solo home run off the bat of Mike Trout in the first inning. The lead was short-lived as the Royals responded with three runs in the bottom half of the inning to chase Wilson from the game after recording just two outs. KC plated two more runs in the third inning to go up 5-1 before an Albert Pujols solo shot brought the score to 5-2 in the fourth. Yet again, the Royals answered in the bottom of the frame with two more runs and there was no looking back for Kansas City. The Angels were defeated 8-3 and swept out of the playoffs. It marked the third time the Halos were swept in a playoff series. The Club was limited to just six runs on 18 hits in the three games of the series after leading the Majors in runs (773) during the regular season. Halo pitchers limited the Royals to a .198 clip (21/106) in the three games.

2014 ALDS RECAP

KANSAS CITY ROYALS VS. LOS ANGELES ANGELS

OCT. 2-5, 2014

GAME 1 - Thursday, October 2, 2014 at Anaheim (N)

KANSAS CITY	0	0	1	0	1	0	0	0	0	0	1	—	3	4	0
LOS ANGELES	0	0	1	0	1	0	0	0	0	0	0	—	2	4	0

LOB: KC 3, LAA 8. HR: Moustakas (off Salas), Iannetta (off Vargas), Freese (off Vargas). SAC: Aybar (2). SF: Infante. SB: Gore. HBP: Beckham (by Collins). GIDP: Butler. WP: Davis.

WP - Duffy, LP - Salas, S - Holland. T: 4:05. A: 45,321.

GAME 2 - Friday, October 3, 2014 at Anaheim (N)

KANSAS CITY	0	1	0	0	0	0	0	0	0	0	3	—	4	8	1
LOS ANGELES	0	0	0	0	0	1	0	0	0	0	0	—	1	6	2

LOB: KC 7, LAA 4. HR: Hosmer (off Jepsen). SAC: Escobar. SB: Gordon (2). CS: Trout. GIDP: Freese, Hamilton. E: Infante, Calhoun, Iannetta.

WP - Finnegan, LP - Jepsen, S - Holland. T: 3:48. A: 45,361.

GAME 3 - Sunday, October 5, 2014 at Kansas City (N)

LOS ANGELES	1	0	0	1	0	0	0	1	0	—	3	8	0
KANSAS CITY	3	0	2	2	0	1	0	0	x	—	8	9	0

LOB: KC 6, LAA 8. HR: Trout (off Shields), Pujols (off Shields), Hosmer (off Santiago), Moustakas (off Morin). SF: Cain. SB: Aybar, Butler. HBP: Freese (by Shields). WP: Morin, Shields.

WP - Shields, LP - Wilson. T: 3:38. A: 40,657.



CLUB POSTSEASON 2014



ANGELS 2014 DIVISION SERIES

PLAYER	AVG	G	AB	R	H	TB	2B	3B	HR	RBI	SH	SF	HP	BB	IBB	SO	SB	CS	GIDPE	SLG	OBP	PINCH HIT				
																						AB	H	HR	RBI	
Aybar, E	.455	3	11	0	5	6	1	0	0	2	0	0	0	0	0	1	1	0	0	0	.545	.455	0	0	0	0
Beckham, G	.000	2	1	0	0	0	0	0	0	0	0	0	1	0	0	1	0	0	0	0	.000	.500	0	0	0	0
Calhoun, K	.333	3	15	1	5	5	0	0	0	0	0	0	0	0	0	1	0	0	0	0	.667	.333	0	0	0	0
Conger, H	.000	1	1	0	0	0	0	0	0	0	0	0	0	0	0	1	0	0	0	0	.000	.000	1	0	0	0
Cowgill, C	---	1	0	0	0	0	0	0	0	0	0	0	0	0	0	0	0	0	0	0	---	---	0	0	0	0
Cron, C.J.	.111	3	9	0	1	2	1	0	0	0	0	0	2	0	4	0	0	0	0	0	.222	.273	0	0	0	0
Freese, D	.125	3	8	1	1	4	0	0	1	1	0	0	1	2	0	4	0	0	1	0	.500	.364	0	0	0	0
Hamilton, J	.000	3	13	0	0	0	0	0	0	1	0	0	0	0	2	0	0	0	1	0	.000	.000	0	0	0	0
Iannetta, C	.100	3	10	1	1	4	0	0	1	1	0	0	0	1	0	2	0	0	0	1	.400	.182	0	0	0	0
Kendrick, H	.154	3	13	1	2	3	1	0	0	0	0	0	0	0	5	0	0	0	0	0	.231	.185	0	0	0	0
Navarro, E	.000	1	1	0	0	0	0	0	0	0	0	0	0	0	1	0	0	0	0	0	.000	.000	1	0	0	0
Pujols, A	.167	3	12	1	2	5	0	0	1	2	0	0	0	1	0	1	0	0	0	0	.417	.231	0	0	0	0
Trout, M	.083	3	12	1	1	4	0	0	1	1	0	0	0	3	0	2	0	1	0	0	.333	.267	0	0	0	0
LAA	.170	3	106	6	18	33	3	0	4	6	2	0	2	9	0	25	1	1	2	1	.311	.248	2	0	0	0
OPPONENTS	.198	3	106	15	21	35	4	0	4	15	1	2	0	12	2	26	5	0	1	1	.349	.275	1	0	0	0
DH	.100	3	10	1	1	2	1	0	0	0	0	0	0	2	0	5	0	0	0	0	.200	.250	0	0	0	0

PITCHER	R/L	W	L	ERA	G	GS	CG	GF	SHO	SV	IP	H	R	ER	HR	HB	BB	IBB	SO	WP	BK	AVG	OPP
																							AVG
Grilli, J	R	0	0	0.00	2	0	0	0	0	0	2	0	0	0	0	0	0	0	2	0	0	.000	
Jepsen, K	R	0	1	13.50	3	0	0	0	0	0	2	4	4	3	1	0	4	1	2	0	0	.400	
Morin, M	R	0	0	18.00	1	0	0	0	0	0	1	3	2	2	1	0	0	0	1	1	0	.600	
Pestano, V	R	0	0	0.00	2	0	0	1	0	0	1	1	0	0	0	0	0	0	1	0	0	.250	
Rasmus, C	R	0	0	0.00	1	0	0	1	0	0	2.2	0	0	0	0	0	1	0	2	0	0	.000	
Salas, F	R	0	1	6.75	2	0	0	1	0	0	1.1	1	1	1	1	0	0	0	1	0	0	.200	
Shoemaker, M	R	0	0	1.50	1	1	0	0	0	0	6	5	1	1	0	0	0	0	6	0	0	.227	
Smith, J	R	0	0	0.00	2	0	0	0	0	0	2	0	0	0	0	0	0	0	2	0	0	.000	
Street, H	R	0	0	0.00	2	0	0	0	0	0	3	0	0	0	0	0	2	1	3	0	0	.000	
Weaver, J	R	0	0	2.57	1	1	0	0	0	0	7	3	2	2	0	0	2	0	6	0	0	.143	
Wilson, C.J.	L	0	1	40.50	1	1	0	0	0	0	0.2	3	3	3	0	0	1	0	1	0	0	.600	
LAA	0	3	4.20	3	3	0	0	0	0	0	30	21	15	14	4	0	12	2	26	1	0	.198	
OPPONENTS	3	0	1.74	3	3	0	0	0	2	2	31	18	6	6	4	2	9	0	25	2	0	.170	



CLUB POSTSEASON

Pitchers in CAPS represent complete game

Bold = home game

GM	DATE	OPP	W-L	SCORE	WINNER	LOSER	RECORD	ATTN	CUMULATIVE
(1979 ALCS vs. BALTIMORE)									
1	10/3/79	BAL	L	3-6 (10)	Stanhouse	Montague	0-1	52,787	52,787
2	10/4/79	BAL	L	8-9	Flannigan	Frost	0-2	52,108	104,895
3	10/5/79	BAL	W	4-3	Aase	Stanhouse	1-2	43,199	148,094
4	10/6/79	BAL	L	0-8	McGREGOR	Knapp	1-3	43,199	191,293
(1982 ALCS vs. MILWAUKEE)									
5	10/5/82	MIL	W	8-3	JOHN	Caldwell	1-0	64,406	255,699
6	10/6/82	MIL	W	4-2	KISON	WUCKOVICH	2-0	64,179	319,878
7	10/8/82	MIL	L	3-5	Sutton	Zahn	2-1	50,134	370,012
8	10/9/82	MIL	L	5-9	Haas	John	2-2	51,003	421,015
9	10/10/82	MIL	L	3-4	McClure	Sanchez	2-3	54,968	475,983
(1986 ALCS vs. BOSTON)									
10	10/7/86	BOS	W	8-1	WITT	Clemens	1-0	32,993	508,976
11	10/8/86	BOS	L	2-9	HURST	McCaskill	1-1	32,786	541,762
12	10/10/86	BOS	W	5-3	Candelaria	Boyd	2-1	64,206	605,968
13	10/11/86	BOS	W	4-3 (11)	Corbett	Schiraldi	3-1	64,223	670,191
14	10/12/86	BOS	L	6-7 (11)	Crawford	Moore	3-2	64,223	734,414
15	10/14/86	BOS	L	4-10	Boyd	McCaskill	3-3	32,998	767,412
16	10/15/86	BOS	L	1-8	Clemens	Candelaria	3-4	33,001	800,413
(2002 ALDS vs. NEW YORK)									
17	10/1/02	NYN	L	5-8	Karsay	Weber	0-1	56,710	857,123
18	10/2/02	NYN	W	8-6	Rodriguez	Hernandez	1-1	56,695	913,818
19	10/4/02	NYN	W	9-6	Rodriguez	Stanton	2-1	45,072	958,890
20	10/5/02	NYN	W	9-5	Washburn	Wells	3-1	45,067	1,003,957
(2002 ALCS vs. MINNESOTA)									
21	10/8/02	MIN	L	1-2	Mays	Appier	0-1	55,562	1,059,519
22	10/9/02	MIN	W	6-3	Ortiz	Reed	1-1	55,990	1,115,509
23	10/11/02	MIN	W	2-1	Rodriguez	Romero	2-1	44,234	1,159,743
24	10/12/02	MIN	W	7-1	Lackey	Rodke	3-1	44,830	1,204,573
25	10/13/02	MIN	W	13-5	Rodriguez	Santana	4-1	44,835	1,249,408
(2002 WORLD SERIES vs. SAN FRANCISCO)									
26	10/19/02	SF	L	3-4	Schmidt	Washburn	0-1	44,603	1,294,011
27	10/20/02	SF	W	11-10	Rodriguez	Rodriguez	1-1	44,584	1,338,595
28	10/22/02	SF	W	10-4	Ortiz	Hernandez	2-1	42,707	1,381,302
29	10/23/02	SF	L	3-4	Worrell	Rodriguez	2-2	42,703	1,424,005
30	10/24/02	SF	L	4-16	Zerbe	Washburn	2-3	42,713	1,466,718
31	10/26/02	SF	W	6-5	Donnelly	Worrell	3-3	44,506	1,511,224
32	10/27/02	SF	W	4-1	Lackey	Hernandez	4-3	44,598	1,555,822
(2004 ALDS vs. BOSTON)									
33	10/5/04	BOS	L	3-9	Schilling	Washburn	0-1	44,608	1,600,430
34	10/6/04	BOS	L	3-8	Martinez	Rodriguez	0-2	45,118	1,645,548
35	10/8/04	BOS	L	6-8 (10)	Lowe	Rodriguez	0-3	35,547	1,681,095
(2005 ALDS vs. NEW YORK)									
36	10/4/05	NYN	L	2-4	Mussina	Colon	0-1	45,142	1,726,237
37	10/5/05	NYN	W	5-3	Escobar	Wang	1-1	45,150	1,771,387
38	10/7/05	NYN	W	11-7	Shields	Small	2-1	56,277	1,827,664
39	10/9/05	NYN	L	2-3	Leiter	Shields	2-2	56,226	1,883,890
40	10/10/05	NYN	W	5-3	Santana	Mussina	3-2	45,133	1,929,023
(2005 ALCS vs. CHICAGO)									
41	10/11/05	CWS	W	3-2	Byrd	Contreras	1-0	40,659	1,969,682
42	10/12/05	CWS	L	2-1	BUEHRLE	Escobar	1-1	41,013	2,010,695
43	10/14/05	CWS	L	2-5	GARLAND	Lackey	1-2	44,725	2,055,420
44	10/15/05	CWS	L	2-8	GARCIA	Santana	1-3	44,857	2,100,277
45	10/16/05	CWS	L	3-6	CONTRERAS	Escobar	1-4	44,712	2,144,989
(2007 ALDS vs. BOSTON)									
46	10/3/07	BOS	L	0-4	BECKETT	Lackey	0-1	37,597	2,182,586
47	10/5/07	BOS	L	6-6	Papelbon	Speier	0-2	37,706	2,220,292
48	10/7/07	BOS	L	1-9	Schilling	Weaver	0-3	45,262	2,265,554
(2008 ALDS vs. BOSTON)									
49	10/1/08	BOS	L	1-4	Lester	Lackey	0-1	44,996	2,310,550
50	10/3/08	BOS	L	5-7	Papelbon	Rodriguez	0-2	45,354	2,355,904
51	10/5/08	BOS	W	5-4 (12)	Weaver	Lopez	1-2	39,067	2,394,971
52	10/6/08	BOS	L	2-3	Delcarmen	Shields	1-3	38,785	2,433,756
(2009 ALDS vs. BOSTON)									
53	10/8/09	BOS	W	5-0	Lackey	Lester	1-0	45,070	2,478,826
54	10/9/09	BOS	W	4-1	Weaver	Beckett	2-0	45,223	2,524,049
55	10/11/09	BOS	W	7-6	Oliver	Papelbon	3-0	38,704	2,562,753
(2009 ALCS vs. NEW YORK)									
56	10/16/09	NYN	L	1-4	Sabathia	Lackey	0-1	49,588	2,612,341
57	10/17/09	NYN	L	3-4 (13)	Robertson	Santana	0-2	49,922	2,662,263
58	10/19/09	NYN	W	5-4 (11)	Santana	Aceves	1-2	44,911	2,568,960
59	10/20/09	NYN	L	1-10	Sabathia	Kazmir	1-3	45,160	2,614,120
60	10/22/09	NYN	W	7-6	Jepsen	Hughes	2-3	45,114	2,659,234
61	10/25/09	NYN	L	2-5	Pettitte	Saunders	2-4	50,173	2,712,436
(2014 ALDS vs. KANSAS CITY)									
62	10/2/14	KC	L	2-3 (11)	Duffy	Salas	0-1	45,321	2,704,555
63	10/3/14	KC	L	1-4 (11)	Finnegan	Jepsen	0-2	45,361	2,749,916
64	10/5/14	KC	L	3-8	Shields	Wilson	0-3	40,657	2,753,093

(27-37 in 64 all-time postseason games)

CLUB POSTSEASON



CLUB POSTSEASON

ANGELS ALL-TIME HIGHS & LOWS



TEAM BATTING

Runs, Game, Angels	13	- Gm. 5, 2002 LCS (MIN)
Runs, Game, Opponents	16	- Gm. 5, 2002 WS (SF)
Runs, Inning, Angels	10	- Gm. 5, 2002 LCS (MIN)
Runs, Inning, Opponents	7	- Twice; last, Gm. 3, 2007 DS (BOS)
Hits, Game, Angels	19	- Gm. 3, 2005 DS (NYY)
Hits, Game, Opponents	16	- Gm. 5, 2002 WS (SF)
Extra-Base Hits, Game, Angels	7	- Gm. 3, 2005 DS (NYY)
Extra-Base Hits, Game, Opponents	7	- Gm. 5, 2002 WS (SF)
Home Runs, Game, Angels	4	- Twice; last, Gm. 3, 2002 WS (SF)
Home Runs, Game, Opponents	4	- 3 times; last, Gm. 3, 2009 LCS (NYY)
Singles, Game, Angels	15	- Gm. 5, 2002 LCS (MIN)
Singles, Game, Opponents	14	- Gm. 6, 1986 LCS (BOS)
Doubles, Game, Angels	5	- Gm. 3, 2002 DS (NYY)
Doubles, Game, Opponents	4	- 5 times; last, Gm. 4, 2009 LCS (NYY)
Triples, Game, Angels	2	- Gm. 3, 2005 DS (NYY)
Triples, Game, Opponents	1	- Several times
Left on Base, Angels	16	- Gm. 2, 2009 LCS (NYY) & Gm. 3, 2008 DS (BOS)
Left on Base, Opponents	12	- Gm. 2, 2009 LCS (NYY)
Stolen Bases, Game, Angels	5	- Gm. 2, 2007 DS (BOS)
Stolen Bases, Game, Opponents	3	- Gm. 2, 2014 DS (KC) & Gm. 4, 2005 LCS (CWS)

TEAM FIELDING

Double Plays, Game, Angels	4	- Gm. 1, 2002 DS (NYY)
Double Plays, Game, Opponents	3	- Twice; last, Gm. 4, 2002 WS (SF)
Errors, Game, Angels	3	- 4 times; last, Gm. 1, 2009 LCS (BOS)
Errors, Game, Opponents	4	- Gm. 5, 1982 LCS (MIL)

TEAM PITCHING

Strikeouts, Game, Angels	13	- Twice; last, Gm. 3, 2009 LCS (NYY)
Strikeouts, Game, Opponents	12	- Gm. 3, 2008 DS (BOS)
Base on Balls, Game, Angels	9	- 3 times; last, Gm. 6, 2009 LCS (NYY)
Base on Balls, Game, Opponents	8	- Gm. 3, 2002 WS (SF)

INDIVIDUAL HITTING

At-Bats, Game	7	- Guerrero, Gm. 2, 2009 LCS (NYY) & Figgins, Gm. 3, 2008 DS (BOS)
Runs, Game	3	- Several players
Hits, Game	4	- 3 times; last, Anderson, Gm. 3, 2005 DS (NYY)
Doubles, Game	2	- Several players
Triples, Game	1	- Several players
Home Runs, Game	3	- Kennedy, Gm. 5, 2002 LCS (CWS)
Grand Slams	1	- Guerrero, Gm. 3, 2004 DS (BOS) & Baylor, Gm. 4, 1982 LCS (MIL)
RBI, Game	5	- 3 times; last, Anderson, Gm. 3, 2005 DS (NYY)
Base on Balls, Game	4	- Abreu, Gm. 1, 2009 DS (BOS)
Sac Bunts, Game	2	- R. Jones, Gm. 4, 1986 LCS (BOS)
Strikeouts, Game	4	- Aybar, Gm. 1, 2014 DS (KC)
		- Kendrick, Gm. 2, 2008 DS (BOS)

INDIVIDUAL PITCHING

Innings Pitched	9	- 3 times (3 CG); last, Gm. 1, 1986 LCS (BOS)
Strikeouts, Game	8	- Ryan, Gm. 1, 1979 LCS (BAL) & Kison, Gm. 2, 1982 LCS (MIL)
Base on Balls, Game	5	- 6 times; last, Saunders, Gm. 6, 2009 LCS (NYY)
Earned Runs Allowed, Game	6	- Twice; last, Washburn, Gm. 5, 2002 WS (SF)
Hits Allowed, Game	10	- Twice; last, Ortiz, Gm. 2, 2002 LCS (MIN)
Home Runs Allowed, Game	3	- 4 times; last, Weaver, Gm. 3, 2009 LCS (NYY)

TEAM MISCELLANEOUS

Longest Game, Innings	13	- Gm. 2, 2009 LCS (NYY)
Largest Margin, Victory	8	- Gm. 5, 2002 LCS (MIN)
Largest Margin, Loss	12	- Gm. 5, 2002 WS (SF)
Largest Crowd, Home	64,406	- Gm. 1, 1982 LCS (MIL)
Largest Crowd, Home (since '98 renovation)	45,361	- Gm. 2, 2014 DS (KC)
Smallest Crowd, Home	43,199	- Gm. 3 & 4, 1979 LCS
Largest Crowd, Road	56,710	- Gm. 1, 2002 DS (NYY)
Smallest Crowd, Road	32,786	- Gm. 2, 1986 LCS (BOS)

BATTING (MINIMUM OF 25 AT-BATS)

BATTING AVERAGE

.368 (14/38)	Bob Boone	1982, 1986
.347 (25/72)	Troy Glaus	2002, 2004
.346 (9/26)	Gary Pettis	1986
.339 (40/118)	Darin Erstad	2002, 2004, 2005
.327 (18/55)	Scott Spiezio	2002
.314 (16/51)	Torii Hunter	2008-09
.308 (24/78)	Adam Kennedy	2002, 2005
.300 (24/80)	David Eckstein	2002, 2004

AT-BATS

147	Garret Anderson	2002, 2004-05, 2007-08
122	Chone Figgins	2002, 2004-05, 2007-09
118	Darin Erstad	2002, 2004, 2005
112	Vladimir Guerrero	2004-05, 2007-09
91	Bengie Molina	2002, 2004, 2005
80	David Eckstein	2002, 2004
72	Troy Glaus	2002, 2004

HITS

40	Darin Erstad	2002, 2004, 2005
36	Garret Anderson	2002, 2004-05, 2007-08
32	Vladimir Guerrero	2004-05, 2007-09
25	Troy Glaus	2002, 2004
24	Bengie Molina	2002, 2004, 2005
24	Adam Kennedy	2002, 2005
24	David Eckstein	2002, 2004
21	Chone Figgins	2002, 2004-05, 2007-09
18	Scott Spiezio	2002

PITCHING (MINIMUM OF 10 IP)

WINS

5	Francisco Rodriguez	2002, 2004-05, 2007-08
3	John Lackey	2002, 2004-05, 2007-09
2	Jered Weaver	2007-09, 2014
2	Ervin Santana	2005, 2007-09
2	Ramon Ortiz	2002, 2004
1	13 players tied	

LOSSES

4	Francisco Rodriguez	2002, 2004-05, 2007-08
4	John Lackey	2002, 2004-05, 2007-09
3	Jarrod Washburn	2002, 2004
2	Ervin Santana	2005, 2007-09
2	Scot Shields	2002, 2004-05, 2007-08
2	Kelvim Escobar	2004, 2005, 2007
2	Kirk McCaskill	1986

INNINGS PITCHED

78.0	John Lackey	2002, 2004-05, 2007-09
36.2	Jarrod Washburn	2002, 2004, 2005
31.2	Francisco Rodriguez	2002, 2004-05, 2007-08
27.2	Jered Weaver	2007-09, 2014
25.1	Scot Shields	2002, 2004-05, 2007-08
23.0	Ervin Santana	2005, 2007-09
21.2	Kevin Appier	2002
20.2	Jered Weaver	2007-09
20.2	Mike Witt	1982, 1986

HOME RUNS

9	Troy Glaus	2002, 2004
5	Garret Anderson	2002, 2004-05, 2007-08
4	Adam Kennedy	2002, 2005
4	Tim Salmon	2002
3	Bengie Molina	2002, 2004, 2005
3	Darin Erstad	2002, 2004, 2005
3	Scott Spiezio	2002

RUNS

18	Darin Erstad	2002, 2004, 2005
18	Troy Glaus	2002, 2004
17	Garret Anderson	2002, 2004-05, 2007-08
13	Adam Kennedy	2002, 2005
13	Vladimir Guerrero	2004-05, 2007-09
13	Chone Figgins	2002, 2004-05, 2007-09

DOUBLES

9	Darin Erstad	2002, 2004, 2005
6	Garret Anderson	2002, 2004-05, 2007-08
5	Jeff Mathis	2007-09
5	Chone Figgins	2002, 2004-05, 2007-09
5	Troy Glaus	2002, 2004
5	Doug DeCinces	1982, 1986

RUNS BATTED IN

22	Garret Anderson	2002, 2004-05, 2007-08
19	Scott Spiezio	2002
16	Troy Glaus	2002, 2004
14	Vladimir Guerrero	2004-05, 2007-09
13	Adam Kennedy	2002, 2005

GAMES

21	Francisco Rodriguez	2002, 2004-05, 2007-08
17	Scot Shields	2002, 2004-05, 2007-08
17	Brendan Donnelly	2002, 2004, 2005
14	John Lackey	2002, 2004-05, 2007-08
9	Troy Percival	2002, 2004
9	Ben Weber	2002

ERA

0.84 (10.2 IP/1 ER)	John Candelaria	1986
1.93 (14 IP/3 ER)	Bruce Kison	1982
2.60 (27.2 IP/8 ER)	Jered Weaver	2007-09, 2014
3.05 (20.2 IP/7 ER)	Mike Witt	1982, 1986
3.12 (78 IP/27 ER)	John Lackey	2002, 2004-05, 2007-09
3.13 (31.2 IP/11 ER)	F. Rodriguez	2002, 2004-05, 2007-08
3.20 (25.1 IP/9 ER)	Scot Shields	2002, 2004-05, 2007-08

STRIKEOUTS

53	John Lackey	2002, 2004-05, 2007-09
41	Francisco Rodriguez	2002, 2004-05, 2007-08
28	Jered Weaver	2007-09, 2014
25	Scot Shields	2002, 2004-05, 2007-08
24	Kelvim Escobar	2004, 2005, 2007
23	Brendan Donnelly	2002, 2004, 2005

SAVES

7	Troy Percival	2002, 2004
3	Brian Fuentes	2009
3	Francisco Rodriguez	2002, 2004-05, 2007-08
1	Donnie Moore	1986

CLUB HISTORY



In the winter of 1960, Gene Autry attended the American League expansion meeting in St. Louis seeking radio rights for his Golden West Broadcasting firm. On Dec. 6, 1960 he returned as Owner and Chairman of the Board of the expansion Los Angeles Angels.

Following is a chronological look at the beginning of the Los Angeles Angels:

1960

- Dec. 6** — At St. Louis, MO, the expansion Los Angeles Angels is awarded to Gene Autry, Robert O. Reynolds, Paul A. O'Bryan and associates.
- Dec. 8** — Fred Haney is named General Manager.
- Dec. 12** — Bill Rigney is named Field Manager.
- Dec. 14** — Haney and Rigney selected 28 players from the American League player pool at a meeting in Boston... Total cost: \$2,150,000 including two minor league draft picks...First player drafted is pitcher Eli Grba.
- Dec. 16** — Palm Springs, CA announced as Spring Training site.

1961

- Jan. 14** — Leonard K. Firestone becomes part owner and Vice President of the Angels.
- Jan. 24** — Angels announce signing of first two players - outfielders Bob Cerv and Albie Pearson.
- Feb. 6** — Angels hold first public tryout camp at Sawtelle Hospital...Over 300 prospects attend tryout...Six players are signed.
- Feb. 24** — Angels open spring training camp in Palm Springs.
- Mar. 11** — Angels defeat Chicago Cubs in first exhibition game, 8-3, before an overflow crowd at the Polo Grounds in Palm Springs...Club also wins second game on Mar. 12, 12-5.
- Apr. 11** — Behind the strong pitching of Eli Grba and power of Ted Kluszewski, the Angels rolled to a 7-2 victory in their first American League regular season game. Grba went the distance, allowing one earned run on six hits. Kluszewski hit a pair of home runs and collected five RBI. The Angels scored all seven runs in the first two frames, three in the first inning on back-to-back home runs by Kluszewski and Bob Cerv.

The Angels finished the 1961 season with a 70-91 record. The club's .435 winning percentage established and still stands as the best of any expansion team in Major League history.

The Angels played at Wrigley Field in Los Angeles in 1961, then moved to Chavez Ravine (now Dodger Stadium) in 1962 and remained there through the 1965 season. In 1966, the franchise moved south to Anaheim and played 32 seasons at Anaheim Stadium. The club opened the 1997 season as the Anaheim Angels and began play at Edison Field in 1998. Prior to the 2004 season the stadium name was changed to Angel Stadium of Anaheim. On Jan. 3, 2005 the official name of the franchise was changed to the Los Angeles Angels of Anaheim.

ANGELS ORIGINAL PLAYER DRAFT

The Angels drafted a total of 28 players from the existing American League clubs on Dec. 14, 1960. Owners of the new Los Angeles and Washington clubs as well as their recently appointed front offices and field bosses — General Manager Fred Haney and Manager Bill Rigney of the Angels and General Manager Ed Doherty and Manager Mickey Vernon of the Senators — attended the session held in the league offices.

A price of \$75,000 was set on the players to be picked and both of the new clubs were required to select 28. The players were picked by categories, starting with pitchers, then catchers, infielders and outfielders. A toss of the coin determined which club had first choice in each group, and then they alternated. Haney won the toss for three positions — all but for outfielders. Besides the 28 regular selections by both clubs, Los Angeles bought two players from the special minor league pool at \$25,000 apiece and Washington grabbed three. Thus, the Angels paid \$2,150,000 for their 30 players and the Senators shelled out \$2,175,000 for their 31 players in the unprecedented distribution.

Following is the order in which the Angels players were selected:

NOTE: Following the selections, Wilson notified the Angels and Cleveland that he intended to retire from the game. As a result, his selection was canceled several weeks later and the Indians sent pitcher Ted Bowsfield to the Angels as a replacement.

- | | |
|------------------------------|---|
| 1. Eli Grba, p, NY | 17. Jim Fregosi, inf, BOS |
| 2. Jerry Casale, p, BOS | 18. Bob Cerv, of, NY |
| 3. Duke Maas, p, NY | 19. Ken Hunt, of, NY |
| 4. Tex Clevenger, p, MIN | 20. Jim McAnany, of, CHI |
| 5. Bob Sprout, p, DET | 21. Earl Averill, c, CHI |
| 6. Audrey Gatewood, p, DET | 22. Faye Throneberry, of, MIN |
| 7. Ken McBride, p, CHI | 23. Ted Kluszewski, inf, CHI |
| 8. Ned Garver, p, KC | 24. Don Ross, inf, BAL |
| 9. Ron Moeller, p, BAL | 25. Julio Becquer, inf, MIN |
| 10. Bob Davis, p, KC | 26. Dean Chance, p, BAL |
| 11. Ed Sadowski, c, BOS | 27. Fred Newman, p, BOS |
| 12. Bob Rodgers, c, DET | 28. Bob Wilson, c, CLE |
| 13. Ed Yost, inf, DET | 29. Steve Bilko, 1b, DET from Denver |
| 14. Ken Aspromonte, inf, CLE | 30. Albie Pearson, of, BAL from Rochester |
| 15. Ken Hamlin, inf, KC | |
| 16. Gene Leek, inf, CLE | |



CLUB HISTORY

LA ANGELS INAUGURAL GAME



APR. 11, 1961

	1	2	3	4	5	6	7	8	9	R	H	E	LOB
LOS ANGELES	3	4	0	0	0	0	0	0	0	7	6	3	3
BALTIMORE	0	1	1	0	0	0	0	0	0	2	6	0	8

E: Los Angeles - Brickell 2, Aspromonte DP: Los Angeles - 1 Baltimore - 1
 2B: B. Robinson HR: Kluszewski 2, Cerv
 S: Rice, Grba GDP: B. Robinson, Brickell

LOS ANGELES	WLS	IP	H	R	ER	HR	BB	SO	HB	WP	BK
Grba	W	9	6	2	1	0	4	5	0	1	0

BALTIMORE	WLS	IP	H	R	ER	HR	BB	SO	HB	WP	BK
Pappas	L	1.2	3	6	6	2	4	1	0	0	0
Papa	—	.1	1	1	1	1	0	1	0	0	0
Stock	—	2	1	0	0	0	0	1	1	0	0
Hoefl	—	3	1	0	0	0	0	3	0	0	0
Wilhelm	—	2	0	0	0	0	0	0	0	0	0

HB: Hunt (by Stock)
 TIME: 2:33

PB: Triandos
 ATTENDANCE: 37,352

UMPIRES: Stevens, Rice, Napp, Schwartz

LOS ANGELES	AB	R	H	BI	BALTIMORE	AB	R	H	BI
Yost, 3b	4	0	0	0	Brandt, cf	5	1	2	0
Aspromonte, 2b	4	1	1	0	Snyder, rf	3	0	1	0
Pearson, rf	3	2	1	1	B. Robinson, 3b	4	0	1	0
Kluszewski, 1b	4	2	2	5	Gentile, 1b	4	1	1	0
Becquer, 1b	0	0	0	0	Triandos, c	4	0	0	0
Cerv, lf	4	1	1	1	Hansen, ss	4	0	0	0
Johnson, lf	0	0	0	0	Stephens, lf	2	0	1	0
Hunt, cf	2	0	0	0	Breeding, 2b	4	0	0	0
Brickell, ss	4	0	1	0	Pappas, p	0	0	0	0
Rice, c	2	0	0	0	Papa, p	0	0	0	0
Grba, p	3	1	0	0	Phillely, ph	1	0	0	0
TOTALS	30	7	6	7	Stock, p	0	0	0	0
					E. Robinson, ph	1	0	0	0
					Hoefl, p	0	0	0	0
					Essegian, ph	1	0	0	0
					Wilhelm, p	0	0	0	0
					Zupo, ph	0	0	0	0
					TOTALS	33	2	6	0

1961 LOS ANGELES ANGELS' FIRSTS

TEAM

GAME - Apr. 11 at Baltimore (7-2 win)
PLATE UMPIRE - Johnny Stevens, Apr. 11 at Baltimore
GAME TIME - 2:33, Apr. 11 at Baltimore
WIN - Apr. 11 at Baltimore (7-2)
HOME GAME - Apr. 27 vs. Minnesota (4-2 loss)
HOME WIN - Apr. 28 vs. Minnesota (6-5; 12 inn.)
LOSS - Apr. 15 at Boston (3-0)
SERIES WIN - Apr. 27-29 vs. Minnesota (2-1)
ROAD SERIES WIN - June 5-7 at Baltimore (3-1)
SERIES SWEEP - July 3-4 vs. Kansas City (3-0)
ROAD SERIES SWEEP - July 5-6 at Minnesota (2-0)
HOMESTAND WIN - Apr. 27 - May 10 (8-6)
EXTRA INNING GAME - Apr. 23 at Detroit (3-2 loss; 11 inn.)
EXTRA INNING WIN - Apr. 28 vs. Minnesota (6-5; 12 inn.)
COMPLETE GAME - Eli Grba, Apr. 11 at Baltimore (7-2 win)
COMPLETE GAME (against) - Ike Delock, Apr. 15 at Boston (3-0 win)
SHUTOUT - May 23 vs. Cleveland (9-0; Ken McBride, 3-hitter)
SHUTOUT (against) - Apr. 15 at Boston (3-0; Ike Delock, 4-hitter)
LAST AT-BAT WIN - Apr. 28 vs. Minnesota (6-5; 2-runners in 12th)
DOUBLEHEADER - Apr. 20 at New York (lost 7-5 & 4-2)
HOME DOUBLEHEADER - Apr. 30 vs. Kansas City (split; 6-4 & 2-3)
DOUBLEHEADER SWEEP - May 19 vs. Chicago (won 4-3 & 5-3)
EJECTION - Ed Yost, Apr. 15 at Boston (8th inn. by plate umpire Jim Honochick)

BATTERS

BATTER - Ed Yost, Apr. 11 at Baltimore (pop-out to shortstop)
FIRST PITCH - Strike by Milt Pappas to Ed Yost, Apr. 11 at Baltimore
BASERUNNER - Albie Pearson, Apr. 11 at Baltimore (1st inn. walk)
HIT - Ted Kluszewski, Apr. 11 at Baltimore (1st inn., 2-run HR)
RUN - Albie Pearson, Apr. 11 at Baltimore (1st inn., scored on 2-run HR)
RBI - Ted Kluszewski, Apr. 11 at Baltimore (1st inn., 2-run HR)
EXTRA BASE HIT - Ted Kluszewski, Apr. 11 at Baltimore (1st inn., scored on 2-run HR)
SINGLE - Albie Pearson, Apr. 11 at Baltimore (2nd inn. to center)
BUNT SINGLE - Albie Pearson, Apr. 15 at Boston (6th inn.)
DOUBLE - Ken Hunt, Apr. 17 at Boston (3rd inn.)
TRIPLE - Ken Hunt, Apr. 20 at New York (8th inn., 2nd game)
HOME RUN - Ted Kluszewski, Apr. 11 at Baltimore (1st inn., 2-run, Milt Pappas)
SOLO HOME RUN - Bob Cerv, Apr. 11 at Baltimore (1st inn., Milt Pappas)
TWO-RUN HOME RUN - Ted Kluszewski, Apr. 11 at Baltimore (1st inn., Milt Pappas)
THREE-RUN HOME RUN - Ted Kluszewski, Apr. 11 at Baltimore (2nd inn., John Papa)
GRAND SLAM HOME RUN - Lee Thomas, June 6 at Baltimore (2nd inn., Milt Pappas)
GRAND SLAM HOME RUN AT HOME - George Thomas, Sept. 9 vs. Chicago (5th inn., Frank Baumann)
PINCH-HIT HOME RUN - Albie Pearson, Apr. 17 at Boston (9th inn., Milt Pappas)

HOME RUN BY A PITCHER - Jerry Casale, May 9 vs. Boston (2nd inn., Ike Delock)
TWO-HOME RUN GAME - Ted Kluszewski, Apr. 11 at Baltimore (Milt Pappas), John Papa
THREE-HOME RUN GAME - Lee Thomas, Sept. 5 at Kansas City (Lew Krausse, Ed Rakow, Bill Fischer)
BACK-TO-BACK HOME RUNS - Ted Kluszewski & Bob Cerv, Apr. 11 at Baltimore (1st inn., Milt Pappas)
PINCH-HITTER - Faye Throneberry, Apr. 15 at Boston (7th inn., groundout to 2B)
PINCH-HIT - Steve Bilko, Apr. 17 at Boston (7th inn., double)
STOLEN BASE - Ken Hunt, Apr. 20 at New York (2nd game)
WALK - Albie Pearson, Apr. 11 at Baltimore (1st inn.)
STRIKEOUT - Ken Aspromonte, Apr. 11 at Baltimore (1st inn.)
SACRIFICE - Del Rice, Apr. 11 at Baltimore (6th inn., 1-3)
SACRIFICE FLY - Earl Averill, Apr. 30 vs. Kansas City (2nd game)
HIT BY PITCH - Ken Hunt, Apr. 11 at Baltimore (3rd inn., Wes Stock)
GROUNDED INTO DOUBLE PLAY - Fritz Brickell, Apr. 11 at Baltimore (3rd inn., 5-4-3)
PUTOUT - Fritz Brickell, Apr. 11 at Baltimore (force out - Aspromonte to Brickell); batter - Russ Snyder; runner - Jackie Brandt)
ASSIST - Ken Aspromonte, Apr. 11 at Baltimore (force out - Aspromonte to Brickell); batter - Snyder; runner - Jackie Brandt)
ERROR - Fritz Brickell, Apr. 11 at Baltimore (2nd inn. ground ball hit by Marv Breeding)

PITCHERS

PITCHER - Eli Grba, Apr. 11 at Baltimore (7-2 win)
FIRST PITCH - Strike by Eli Grba to Jackie Brandt, Apr. 11 at Baltimore
WINNING PITCHER - Eli Grba, Apr. 11 at Baltimore (7-2 score)
LOSING PITCHER - Jerry Casale, Apr. 15 at Boston (3-0 score)
SAVE - Tom Morgan, Apr. 30 vs. Kansas City, 1st game (.1 IP)
HIT - Jackie Brandt, Apr. 11 at Baltimore (1st inn., single to left; Eli Grba)
DOUBLE - Brooks Robinson, Apr. 11 at Baltimore (5th inn. to center; Eli Grba)
TRIPLE - Carl Yastrzemski, Apr. 15 at Boston (3rd inn.; Jerry Casale)
HOME RUN - Gary Geiger, Apr. 17 at Boston (7th inn., Tom Morgan)
RUN - Jim Gentile, Apr. 11 at Baltimore (2nd inn., scored on error)
WALK - Gene Stephens, Apr. 11 at Baltimore (2nd inn. Eli Grba)
STRIKEOUT - Jackie Brandt, Apr. 11 at Baltimore (5th inn.; Eli Grba)
HIT BATTER - Jerry Adair, May 2 vs. Baltimore (5th inn., Ted Bowsfield)
WILD PITCH - Eli Grba, Apr. 11 at Baltimore (6th inn.)

CLUB HISTORY



Year	Pos.	W	L	Pct.	GA/GB	Manager	Home	Away
1961	8	70	91	.435	-38 1/2	Bill Rigney	46-36	24-55-1
1962	3	86	76	.531	-10	Bill Rigney	40-41	46-35
1963	9	70	91	.435	-34	Bill Rigney	39-42	31-49
1964	5	82	80	.506	-17	Bill Rigney	45-36	37-44
1965	7	75	87	.463	-27	Bill Rigney	46-34	29-53
1966	6	80	82	.494	-18	Bill Rigney	42-39	38-43
1967	5	84	77	.522	-7 1/2	Bill Rigney	53-30	31-47
1968	8	67	95	.414	-36	Bill Rigney	32-49	35-46
1969	3	71	91	.438	-26	Bill Rigney (11-28) Lefty Phillips (60-63)	43-38	28-53-1
1970	3	86	76	.531	-12	Lefty Phillips	43-38	43-38
1971	4	76	86	.469	-25 1/2	Lefty Phillips	35-46	41-40
1972★	5	75	80	.484	-18	Del Rice	44-46	31-44
1973	4	79	83	.488	-15	Bob Winkles	43-38	36-45
1974	6	68	94	.420	-22	Bob Winkles (30-44) +Dick Williams (36-48)	36-45	32-49-1
1975	6	72	89	.447	-25 1/2	Dick Williams	35-46	37-43
1976	T4	76	86	.469	-14	Dick Williams (39-57) Norm Sherry (37-29)	38-43	38-43
1977	5	74	88	.457	-28	Norm Sherry (39-42) Dave Garcia (35-46)	39-42	35-46
1978	T2	87	75	.537	-5	Dave Garcia (25-20) Jim Fregosi (62-55)	50-31	37-44
1979	1	88	74	.543	+3	Jim Fregosi	49-32	39-42
1980	6	65	95	.406	-32	Jim Fregosi	30-51	35-44
1981★	5	51	59	.464	-13 1/2	Jim Fregosi (22-25) Gene Mauch (29-34)	26-28	25-31
1982	1	93	69	.574	+3	Gene Mauch	52-29	41-40
1983	T5	70	92	.432	-29	John McNamara	35-46	35-46
1984	T2	81	81	.500	-3	John McNamara	37-44	44-37
1985	2	90	72	.549	-1	Gene Mauch	49-30	41-42
1986	1	92	70	.568	+5	Gene Mauch	50-32	42-38
1987	T6	75	87	.463	-10	Gene Mauch	38-43	37-44
1988	4	75	87	.463	-29	++Cookie Rojas (75-79)	35-46	40-41
1989	3	91	71	.562	-8	Doug Rader	52-29	39-42
1990	4	80	82	.494	-23	Doug Rader	42-39	38-43
1991	7	81	81	.500	-14	Doug Rader (61-63) Buck Rodgers (20-18)	40-41	41-40
1992	T5	72	90	.444	-24	+++Buck Rodgers (33-40)	41-40	31-50
1993	T5	71	91	.438	-23	Buck Rodgers	44-37	27-54
1994★	4	47	68	.409	-5 1/2	Buck Rodgers (16-23) ++++Marcel Lachemann (30-44)	23-40	24-28
1995★	2	78	67	.538	-1	Marcel Lachemann	39-33	39-34
1996	4	70	91	.435	-19 1/2	++++Marcel Lachemann (52-59)	43-38	27-53
1997	2	84	78	.519	-6	Terry Collins	46-36	38-42
1998	2	85	77	.525	-3	+++++Terry Collins (79-75)	42-39	43-38
1999	4	70	92	.432	-25	+++++Terry Collins (51-82)	37-44	33-48
2000	3	82	80	.506	-9 1/2	Mike Scioscia	46-35	36-45
2001	3	75	87	.463	-41	Mike Scioscia	39-42	36-45
2002y\$	2	99	63	.611	-4	Mike Scioscia	54-27	45-36
2003	3	77	85	.475	-19	Mike Scioscia	45-37	32-48
2004	1	92	70	.569	+1	Mike Scioscia	45-36	47-34
2005	1	95	67	.586	+7	Mike Scioscia	49-32	46-35
2006	2	89	73	.549	-4	Mike Scioscia	45-36	44-37
2007	1	94	68	.580	+6	Mike Scioscia	54-27	40-41
2008	1	100	62	.617	+21	Mike Scioscia	50-31	50-31
2009	1	97	65	.599	+10	Mike Scioscia	49-32	48-33
2010	3	80	82	.494	-10	Mike Scioscia	43-38	37-44
2011	2	86	76	.531	-10	Mike Scioscia	45-36	41-40
2012	3	89	73	.549	-5	Mike Scioscia	46-35	43-38
2013	3	78	84	.481	-18	Mike Scioscia	39-42	39-42
2014	1	98	64	.605	+10	Mike Scioscia	52-29	46-35
2015	3	85	77	.525	-3	Mike Scioscia	49-32	36-45
2016	4	74	88	.457	-21	Mike Scioscia	40-41	34-47
2017	2	80	82	.494	-21	Mike Scioscia	43-38	37-44
2018	4	80	82	.494	-23	Mike Scioscia	42-39	38-43
2019	4	72	90	.444	-35	Brad Ausmus	38-43	34-47
2020★	4	26	34	.433	-10	Joe Maddon	16-15	10-19
2021	4	77	85	.475	-18	Joe Maddon	40-42	37-43
Totals*		4812	4838	.499		18 Managers	2568-2272	2244-2566-3

*Tied three times in club history (6/8/61 @ Boston in 11 inn.; 9/12/69 @ Seattle in 10 inn.; 4/7/74 @ Chicago White Sox in 10 inn.)

\$ World Series Champions
BOLD A.L. West Division Champions
y Wild Card Entrant

+ Totals do not include 2-2 under interim manager Whitey Herzog.
 ++ Totals do not include 0-8 under interim manager Moose Stubing.
 +++ Totals do not include 36-49 under interim manager John Wathan or 3-1 under interim manager Marcel Lachemann.
 ++++ Totals do not include 1-1 under interim manager Bobby Knoop.
 +++++ Totals do not include 10-18 under interim manager John McNamara or 8-14 under interim manager Joe Maddon.
 ++++++ Totals do not include 6-2 under interim manager Joe Maddon.
 +++++++ Totals do not include 19-10 under interim manager Joe Maddon.
 ★ Shortened seasons; due to work stoppages: Apr. 1-13, 1972, June 12-July 30, 1981, Aug. 12, 1994-remainder of season, Apr. 2-24, 1995...2020 season (60 games) began July 24, 2020 following suspension of operations due to COVID-19 pandemic.

CLUB HISTORY ALL-TIME ROSTER



Includes every player who has been in at least one Major League game with the Angels since 1961

BLUE: Indicates current players in organization RED: Indicates Angels Hall of Famer BATTING KEY: ♣-Right, * -Left, ~-Switch ^-Interim manager

MANAGERS (21)

AUSMUS, Brad (19)
COLLINS, Terry (97-99)
FREGOSI, Jim (78-81)
GARCIA, Dave (77-78)
HERZOG, Whitey (74)*
KNOOP, Bobby (94)*
LACHEMANN, Marcel (92*, 94-96)
MADDON, Joe (96*, 98*, 99*, 20-)
MAUCH, Gene (81-82, 85-87)
McNAMARA, John (83-84, 96*)
PHILLIPS, Lefty (69-71)
RADER, Doug (89-91)
RICE, Del (72)
RIGNEY, Bill (61-69)
RODGERS, Buck (91-94)
ROJAS, Cookie (88)
SCIOSCIA, Mike (80-18)
SHERRY, Norm (76-77)
STUBING, Moose (88)*
WATHAN, John (92-93)*
WILLIAMS, Dick (74-76)
WINKLES, Bob (73-74)

COACHES (89)

ADAIR, Jerry (75)
BAILEY, Andrew (19)
BAYLOR, Don (14-15)
BLACK, Bud (00-06)
BOWA, Larry (97-99)
BRIDGES, Rocky (62-63; 68-71)
BURLINSON, Rick (95-96)
BUTCHER, Mike (06-15)
BUTTERFIELD, Tom (20-21)
CALLAWAY, Mickey (20)

CAREW, Rod (92-99)

CHITI, Dom (21)
CLEAR, Bob (76-87)
COLEMAN, Joe (87-90, 96-99)
COUCHEE, Mike (96)
CRANDALL, Del (77)
DISARCINA, Gary (14-16)
DOWN, Rick (87-88)
EBEL, Dino (06-18)
ELLIOTT, Bob (61)
EPARD, Jim (12-13)
ETCHEBARRREN, Andy (77)
FELICIANO, Jesús (19-20)
GALLEGO, Mike (19-)
GARCIA, Dave (77)
GARKO, Ryan (20-21)
GOMEZ, Preston (81-84)
GRIFFIN, Alfredo (00-18)
GRISSOM, Merv (61-66; 69, 77-78)
HANSEN, Dave (14-17)
HATCHER, Mickey (00-12)
HEFFNER, Don (67-68)
HENDRICK, George (98-99)
HERMAN, Billy (67)
HERNANDEZ, Chuck (92-96)
HERZOG, Whitey (74-75)
HINES, Bruce (91, 21)
HINSKE, Eric (18)
HOSCHET, Vern (76)
JOHNSON, Deron (79-80, 89-92)
KNOOP, Bobby (79-96)
KONIG, Fred (70-71)
KRESS, Red (61)
LACHEMANN, Bill (95-96)
LACHEMANN, Marcel (84-92, 97-98)
LEMON, Bob (67-68)
LOWREY, Peanuts (72)
MACHA, Ken (92-94)
MADDON, Joe (94-05)
MALLEE, John (20-)
MARTIN, Matt (19)
McDERMOTT, Mickey (68)
McNAMARA, John (78)
MERCADO, Orlando (03-10)
MOLINA, José (19-21)
MORGAN, Tom (72-74, 81-83)
MUFFETT, Billy (74-77)
NAGY, Charles (16-18)

OLIVERAS, Max (94)
PAEPKE, Jack (61-66)
PARKER, Dave (97)
PARKER, Salty (64-66, 73-74)
PAUL, Josh (18-19)
PICCIOLLO, Rob (11-13)
POLE, Dick (99)
RADINSKY, Scott (16-18)
RAMOS, Bobby (00-02)
REBERGER, Frank (91)
REED, Jeremy (19-)
REESE, Jimmie (72-94)
REISER, Pete (70-71)
RESINGER, Grover (75-76)
RICE, Del (62-66)
ROARKE, Mike (67-69)
ROBINSON, Frank (77)
RODRIGUEZ, Eddie (96)
ROENIGKE, Ron (00-10, 16-17)
ROSENBERG, John (72-74)
SHERRY, Larry (79-80)
SHERRY, Norm (70-71, 76)
SKINNER, Bob (78)
SOLZ, Steve (11-18)
SORRENTO, Paul (15-)
STUBING, Moose (85-90)
WATHAN, John (92-93)
WHITE, Doug (19)
WISSE, Matt (20-)
WOOTEN, Shawn (19)
WINKLES, Bob (72)

BAILES, Scott, lhp (90-92)
BAILEY, Andrew, rhp (16-17)
BAILEY, Ed, c/inf (66*)
BALAZ, John, of/dh (74-75)
BANDY, Jett, c (15-16)
BANNISTER, Floyd, lhp (91*)
BARBER, Steve, lhp (72-73)
BARD, Luke, rhp (18-21)
BARLOW, Mike, inf (77-79)
BARNES, Jacob, rhp (90)
BARNES, Larry, inf (01*)
BARR, Jim, rhp (79-80)
BARRETO, Franklin, inf (20-21)*
BARRIA, Jaime, rhp (18-)
BAUGHMAN, Justin, inf (98, 00)*
BAYLOR, Don, of/dh (77-82)*
BEASLEY, Chris, rhp (91)
BECKHAM, Gordon, inf (14)*
BECKER, Julio, inf (61*)
BEDROSIAN, Cam, rhp (14-20)
BELCHER, Tim, rhp (99-00)
BELINSKY, Bo, lhp (62-64)
BELL, Trevor, rhp (09-12)
BELLINGER, Clay, inf/of (02)*
BEMBOOM, Anthony, c (19-21)*
BERNARD, Juan, of/dh (85-85)*
BENNETT, Dennis, lhp (68)
BENNETT, Erik, rhp (95)
BERGMAN, Dusty, lhp (04)
BERRY, Ken, of (71-73)
BICHETTE, Dante, of (88-90)*
BIELECKI, Mike, rhp (95)
BILKO, Steve, inf (61-62)*
BLANTON, Joe, rhp (13)
BLASH, Jabari, of (18)*
BLATERICH, Steve, rhp (75)
BLIVEN, Bert, rhp (89-92)
BOCHTE, Bruce, c (74-77)*
BOESCH, Brennan, of (14*)
BOULCK, Frank, inf (69-12*)
BOONES, Bobby, of/dh (76-77)*
BOONE, Bob, c (82-88)*
BOOTCHECK, Chris, rhp (03, 05-08)
BORBON, Pedro, rhp (69)
BORDERS, Pat, c (96)*
BORLAND, Toby, rhp (01)
BOSHERS, Buddy, lhp (13)
BOSKIE, Shawn, rhp (95-96)
BOSTICK, Thad, of (77, 88)*
BOSTOCK, Lyman, of (78)
BOTTENFIELD, Kent, rhp (00)
BOTTING, Ralph, lhp (79-80)
BOTZ, Bob, rhp (62)
BOUR, Justin, inf (19)*
BOURIOS, Peter, of (10-13, 19)*
BOVEE, Mike, rhp (97)
BOWSFIELD, Ted, lhp (61-62)
BRADLEY, Tom, rhp (69-70)
BRADY, Brian, of (89)*
BRANVAN, Russell, inf/dh (11)*
BRASIER, Ryan, rhp (13)
BRETT, Ken, lhp (77-78)
BREWER, Jim, lhp (75-76)
BROOKS, José, c (18, 20, 20)
BRICKELL, Fritz, inf (61)*
BRIDGES, Rocky, inf (61)*
BRIDGELL, Parker, rhp (17-18)
BRIDGES, Dan, inf/of (75-77)*
BROOKS, Bobby, of (73)*
BROOKS, Hubie, of/dh (92)*
BROWN, Curt, rhp (83)
BROWN, Matt, inf (07-08)*
BROWN, Mike, of (83-85, 88)*
BROWN, Randy, c (69-70)*
BROWN, Steve, rhp (83-84)
BRUNANSKY, Tom, of (81-84)
BRUNET, George, lhp (64-69)
BYRDEN, T.R., rhp (86)
BUCHTER, Ryan, lhp (20)
BUCK, John, c (14)*
BUCKNER, Billy, inf/dh (87-88)*
BUCKNER, Billy, rhp (13)
BUDDIE, Ryan, c (07-10)*
BUICE, DeWayne, rhp (87-88)

PLAYERS (1139)

-A-

AASE, Don, rhp (78-82, 84)
ABBOTT, Jim, lhp (89-92, 95-96)
ABBOTT, Kyle, lhp (91, 96)
ABNER, Shawn, of (91)*
ABREU, Bobby, of (09-12)*
ACHTER, A.J., rhp (16)
ADAMS, Ricky, inf (82-83)*
ADCOCK, Joe, inf (64-66)*
ADENHART, Nick, rhp (08-09)
ADELL, Jo, of (20-)*
AKENS, Willie, inf/dh (77, 79)*
ALBUQUERQUE, Al, rhp (16)
ALDRETE, Mike, of (95-96)
ALDRIDGE, Cor, of (10)*
ALFONZO, Edgardo, inf (06)*
ALICEA, Luis, inf (97)*
ALLANSON, Andy, c (91)
ALLEN, Cody, rhp (19)
ALLEN, Lloyd, rhp (69-73)
ALLIETTA, Bob, c (75)*
ALMONTE, Miguel, rhp (18)
ALOMAR, Sandy, inf (69-74)*
ALVAREZ, Jose, lhp (14-19)
ALVAREZ, Juan, lhp (99)
ALVAREZ, Orlando, of/dh (76)*
AMARISTA, Alex, inf (11-12)*
AMARO, Ruben, inf (69)*
AMARO, Ruben, Jr., of (91)*
AMEZAGA, Alfredo, of (02-04)*
ANDERSON, Brian, lhp (93-95)
ANDERSON, Garret, of (94-08)*
ANDERSON, Jim, inf (78-79)*
ANDERSON, Justin, rhp (18-20)
ANDERSON, Kent, inf (89-90)*
ANDRIESE, Matt, rhp (20)
APPIER, Kevin, rhp (02-03)
ARCIA, Francisco, c (18)*
ARDELL, Dan, inf (61)*
ARIAS, George, inf (96-97)*
ARMAS, Tony, of (87-89)*
ARREDONDO, Jose, rhp (08-09)
ASPRONMONT, Ken, 2b (61-62)
AVERILL, Earl, of (61-62)*
AYBAR, Erick, inf (06-15)*
ACZUE, Joe, c (69-70, 72)*

-B-

BAHNSEN, Stan, rhp (82)

BULGER, Jason, rhp (06-11)
BUNDY, Dylan, rhp (20-21)
BURDETTE, Lew, rhp (66-67)
BURGESS, Tom, inf/of (62)*
BURGMIEER, Tom, rhp (68)
BURKE, Jamie, inf/c (01)*
BURKE, Leo, of (61-62)*
BURLINSON, Rick, inf (81-86)*
BURNETT, Sean, lhp (13-14)
BUSS, Nick, of (16)*
BUTCHER, Mike, rhp (92-95)
BUTERA, Drew, c (15, 21)*
BUTTREY, Ty, rhp (18-20)
BYRD, Paul, rhp (05)

-C-

CABRERA, Orlando, inf (05-07)
CADAPET, Greg, lhp (97-98)
CAHILL, Trevor, rhp (19)
CALHOUN, Kole, of (12-19)*
CALLASPO, Alberto, inf (10-13)*
CALLAWAY, Mickey, rhp (02-03)
CAMPANA, Tom, of (14)*
CAMPANERIS, Bert, inf (79-81)*
CANDELAIRA, John, lhp (85-87)
CANERIA, John, rhp (77-78)
CANNING, Griffin, lhp (19)*
CARDENAL, Jose, of (65-67)*
CARDENAS, Leo, inf (72)*
CAREW, Rod, inf (79-85)*
CARPENTER, David, rhp (12, 14)
CARRASCO, Hector, rhp (06-07)
CASALE, Jerry, rhp (61)
CASSEVIA, Jason, rhp (10-12)
CASTRO, Abby, c (20)*
CAUSEY, Wayne, inf (68)*
CERV, Bob, of (61)*
CHACHIN, Jhony, rhp (16)
CHADWICK, Ray, rhp (86)
CHALK, Dave, inf (77-78)*
CHANCE, Bob, inf (69)*
CHANCE, Dean, rhp (61-66)
CHATWOOD, Tyler, rhp (11)
CHAVEZ, Anthony, rhp (97)
CHAVEZ, Jesse, rhp (17)
CHOI, Ji-Man, inf (16)*
CHRISTENSEN, Bruce, inf (71)*
CHRISTENSEN, Jason, lhp (68)
CIMINO, Pete, rhp (07-08)
CIMOLI, Gene, of (65)*
CISNEROS, Steve, inf (21)
CLARK, Bob, of (79-83)*
CLARK, Rick, rhp (66-69, 71-72)
CLARK, Terry, rhp (88-89)
CLAUDIO, Alex, lhp (21)
CLEAR, Mark, rhp (79-80, 90)
CLEMENCE, Edgardo, of (00)*
CLEMETS, Pat, lhp (85)
CLEVENGER, Tex, rhp (61)
CLUBURN, Stan, c (80)*
CLUBURN, Stewart, rhp (84-85, 88)
CLINTON, Lou, of (64-65)*
COACHMAN, Pete, inf (90)*
COATES, Jim, of (65-67)
COBB, Alex, rhp (21)*
COELLO, Robert, rhp (19)*
COLLARGO, Mike, of (93)
COLETTA, Chris, of (72)*
COLE, Taylor, rhp (18-19)
COLLINS, Dave, of/dh (75-76)*
COLON, Bartolo, of (04-07)
CONGER, Hank, c (10-14)*
CONIGLIARO, Tony, of (71)*
CONSOLO, Billy, inf (62)*
COOK, Dennis, lhp (02)
COOK, Mike, rhp (86-88)
COOPER, Brian, rhp (99-01)
CORBETT, Doug, rhp (82-86)
CORRETT, Sherman, lhp (88-90)
CORREIA, Rod, inf (93-95)*
COTTIER, Chuck, inf (68-69)
COUGHRAY, Marlan, inf (62)*
COUSINS, Scott, of (13)*
COWAN, Billy, inf/of (69-72)*

COWART, Kaleb, inf/rhp (15-19)*
COWENS, Al, of (80)*
COWGILL, Collin, of (13-15)*
COX, Terry, rhp (70)
COZART, Zack, inf (18-19)*
CRIM, Chuck, rhp (92-93)
CRISWELL, Cooper, rhp (21-)
CRON, Chris, lhp (91)*
CRON, C.J., inf/dh (14-17)*
CROZ, Todd, rhp (80)
CUELLAR, Mike, lhp (77)
CUMBERLAND, John, lhp (74)
CUNNINGHAM, Chad, Of (16)*
CURTIS, Chad, of (92-94)*
CURTIS, John, lhp (82-84)
CURTISS, John, rhp (19)

-D-

D'ACQUISTO, John, rhp (81)
DADE, Paul, of/dh (75-76)*
DALENSANDRO, Mark, c (94-95)*
DARWIN, Bob, rhp (62)
DAVALILLO, Vic, of (68-69)*
DAVANON, Jeff, of (99, 01-05)*
DAVANON, Jerry, inf (73)*
DAVIDSON, Daniel, lhp (09)
DAVIS, Alvin, inf/dh (92)*
DAVIS, Bob, c (81)*
DAVIS, Chili, of/dh (88-90; 93-96)*
DAVIS, Doug, inf/c (88)*
DAVIS, Mark, of (91)*
DAVIS, Tommy, inf/dh (76)*
DAVIS, Willie, of/dh (79)*
DECKER, Steve, of (82-87)*
DECKER, Steve, c (99)*
DEES, Charlie, inf (63-65)*
DEJESUS, David, of (15-16)
DE LA ROSA, Dave, lhp (13-14)
DELGADO, Wilson, inf (03)*
DEL POZO, Miguel, lhp (19)
DELUCCIA, Rick, inf (97-98)
DESPAINTE, Oridis, rhp (18)
DETMER, Red, lhp (21-)
DIAZ, Jhonathan, lhp (21-)
DIAZ, Jairo, rhp (14)
DICKSON, Jason, rhp (96-00)
DIMICHELE, Frank, lhp (88)
DISARCINA, Gary, inf (89-01)*
DOBSON, Chuck, rhp (74-75)
DOHERTY, John, rhp (74-75)
DONNELLY, Brendan, rhp (02-06)
DONOHUE, Jim, rhp (61-62)
DONOHUE, Tom, c (79-80)*
DORSET, Brian, c (84)
DORSEY, Jim, rhp (80)
DORSEY, Jim, rhp (80)
DOWNING, Brian, c/of (78-90)*
DOWNS, Scott, lhp (11-13)
DOYLE, Dennis, inf (74-75)*
DOYLE, Paul, rhp (70, 72)
DRAGO, Dick, rhp (76-77)
DRAKE, Oliver, rhp (98)
DUCEY, Bob, of/dh (92)*
DUJES, Tom, rhp (72)
DULIBA, Bob, rhp (63-64)
DUNN, Scott, rhp (04)
DUNNING, Steve, rhp (76)
DURREN, Ryne, rhp (61-62)
DURRINGTON, Trent, inf (99-00, 03)*

-E-

EASLER, Mike, of (76)*
EASLEY, Damian, inf (92-96)*
EASTON, Adam, of (21)*
EAKTINE, David, inf (01-04)*
EDDY, Steve, rhp (79)
EDWARDS, Ken, rhp (95-96)
EMMONS, Jim, of (93-99)*
EENHOORN, Robert, inf (96-97)*
EGAN, Dick, rhp (66)*
EGAN, Tom, c (65-70; 74-75)*
EGE, Cody, lhp (16)
EICHORN, Mark, rhp (90-92; 96)*
ELLIS, Robert, rhp (96)*

ELLIS, Sammy, rhp (68)#
ENCARNACION, Angelo c (97)#
ENRIGHT, Barry, rhp (12-13)
EPARRD, Jim, inf/fo (87-89)*
EUSTINE, Mike, inf (73-74)*
ERSTAD, Darin, inf/fo (96-06)*
ESCOBAR, Kelvim, rhp (04-09)
ESCOBAR, Yuneil, inf (16-17)#
ESPINOSA, Danny, inf (17)*
ETCHEBARRAN, Andy, c (75-77)#
ETHERTON, Seth, rhp (00)#
EVANS, Terry, OF (07-10)#

-F-
FABREGAS, Jorge, c (94-97, 01-02)*
FAIRLY, Ron, inf/fo (78)*
FARRELL, John, rhp (93-94)*
FASANO, Sal, c (02)*
FEATHERSTON, Taylor (15)#
FELIX, Junior, of (91-92)*
FERGUSON, Joe, c (83-89)*
FERNANDEZ, Jose, inf (01)*
FERNANDEZ, Jose, inf (18)*
FERRIS, Bob, rhp (78-80)
FETTERS, Mike, rhp (89-91, 98)
FIELD, Tommy, inf (13)#
FIELDER, Cecil, inf/fo (98)#
FIGGINS, Chase, inf/fo (02-09)*
FIGUEROA, Ed, rhp (74-75)
FIMPLE, Jack, c (87)*
FINLEY, Chuck, (86-99)
FINLEY, Steve, of (05)*
FISCHER, Todd, rhp (86)
FISHER, Eddie, rhp (69-72)
FITZGERALD, Mike, of/c (92)*
FITZMORRIS, Al, rhp (78)
FLETCHER, David, inf (18-)#
FLORA, Kevin, inf (91,95)*
FLORES, Gil, of (77)#
FLORES, Ramon, of (17)*
FOILES, Hank, c (63-64)*
FOLI, Tim, inf (82-83)*
FONTANA, Nolan, inf (17-18)*
FORD, Dan, of/dh (79-81)*
FORSCH, Ken, rhp (81-86)
FORSTER, Terry, lhp (86)
FORTUGNO, Tim, lhp (92-93)
FOSTER, Alan, rhp (72)
FOWLER, Art, rhp (61-64)
FOWLER, Dexter, of (21)*
FOWLKES, Alan, rhp (85)
FOYTACK, Paul, rhp (63-64)
FRANSEIN, Kevin, inf (10)*
FRANKLIN, Nick, inf (17)*
FRASER, Willie, rhp (86-90)
FREEMAN, Sam, lhp (19)
FRESE, David, inf (14-15)*
FREGOSI, Jim, inf (61-71)*
FRIEY, Steve, lhp (92-93)
FRIERI, Ernesto, rhp (12-14)
FROMWIRTH, Todd, rhp (96)
FROST, Dave, rhp (78-81)*
FUENTES, Brian, lhp (09-10)
FULLMER, Brad, dh/inf (02-03)*
FYHRIE, Mike, rhp (99)

-G-
GABRIELSON, Len, of (67)*
GAETTI, Gary, inf/dh (91-93)#
GALLARRAGA, Andres, inf/dh (04)#
GALLAGHER, Al, inf (73)#
GALLAGHER, Dave, of (91,95)#
GANT, Ron, of/dh (00)#
GARCIA, Carlos, inf (98)#
GARCIA, Ron, rhp (19)
GARCIA, Miguel, lhp (87)
GARLAND, Jon, rhp (08)
GARNEAU, Dustin, c (19)#
GARR, Robb, of/dh (79-80)*
GARRETT, Adrian, c/dh (75-76)*
GARRETT, Greg, lhp (70)
GARVER, Ned, rhp (61)
GATEWOOD, Aubrey, rhp (63-65)
GEISHERT, Vern, rhp (69)
GELTZ, Steven, rhp (12)
GENTRY, Craig, of (16)#
GERBER, Craig, inf (85)*

GIAVOTELLA, Johnny, inf (15-16)#
GIL, Benji, inf (00-03)
GILBRETH, Bill, lhp (74)
GILASPINE, Conor, inf (15)*
GLAUS, Terry, inf (98-04)*
GLOVER, Gary, rhp (03)
GOHR, Greg, rhp (96)
GOLTZ, Dave, rhp (82-83)
GONZALES, Larry, c (93)*
GONZALES, Rene, inf (92-93, 95)#
GONZALEZ, Jose, of (92)#
GONZALEZ, Tony, of (70-71)*
GOODWIN, Brian, of (15-20)*
GOODWIN, Dan, inf/dh (75, 77-78)*
GORNEAULT, Nick, of (07)#
GOSSELIN, Phil, inf (21)#
GOTAY Julio, inf (65)#
GOTAY, Trevor, rhp (15)
GRABARKEWITZ, Bill, inf (73)#
GRAHE, Joe, rhp (90-94)
GRATERLO, Juan (16-18)#
GRBA, Eli, rhp (61-63)
GREBECK, Craig, inf (97-15)
GREEN, Grant, inf (13-15)#
GREEN, Lenny, of (64)*
GREEN, Steve, rhp (01)*
GREENE, Todd, c/dh (96-99)#
GREGG, Kevin, rhp (03-06)
GREGORIO, Tom, c (03)#
GREINKE, Zack, rhp (12)
GRICH, Bobby, inf (77-86)*
GRIFFIN, Doug, inf (20)#
GRIFFIN, Tom, rhp (78)
GRILL, Jason, rhp (14)
GRIMSLEY, Jason, rhp (96)
GROSS, Kevin, rhp (97)
GRUBE, Jarrett, rhp (14)
GRUBER, Kelly, inf (93)#
GUBICZA, Mark, rhp (97)
GUERRA, Deolis, rhp (16-17)
GUERRA, Javy, rhp (16)
GUERRA, Junior, rhp (21)*
GUERRERO, Mario, inf/dh (76-77)*
GUERRERO, Vladimir, of (04-09)*
GUILLEN, Jose, of (09)#
GURKA, Jason, lhp (17)
GUTIERREZ, Juan, rhp (13)
GWYN, Marc, rhp (07)

-H-
HABYAN, John, rhp (95)
HALICKI, Ed, rhp (80)
HALL, Jimmie, of (67-68)
HALTER, Shane, inf (04)#
HAMILTON, Jack, rhp (67-68)
HAMILTON, Josh, of (13-15)*
HAMLIN, Ken, inf (61-69)
HAMPTON, Ike, c (75-79)*
HANCOCK, Ryan, rhp (96)
HAND, Rich, rhp (73)
HANSON, Tommy, rhp (13)
HAREN, Dan, rhp (10-12)
HARVEY, Mike, rhp (95)
HARLOW, Larry, of (79-81)*
HARPER, Brian, of (79, 81)#
HARPER, Tommy, inf/dh (75)#
HARRELSON, Bill, rhp (68)
HARRIS, Brendan, inf (13)#
HARRIS, John, inf (79-81)*
HARRIS, Pep, rhp (96-99)
HARTZELL, Paul, rhp (76-78)*
HARVEY, Bryan, rhp (87-92)
HARVEY, Matt, rhp (19)
HASEGAWA, Shigetoshi, rhp (97-01)
HASSLER, Andy, lhp (71,73-76;80-83)
HATHAWAY, Hilby, lhp (92-93)
HAWKINS, LaTroy, rhp (12)
HAWPE, Brad, of (13)*
HAYNES, Nathan, of (07)*
HAYES, Von, of/dh (92)*
HEANEY, Andrew, lhp (15-21)
HEFFNER, Bob, rhp (68)
HEISE, Bob, inf (74)*
HELD, Woodie, inf/fo (67-68)#
HEMAN, Russell, rhp (61)#
HEMPHILL, Bret, c (99)*
HENDESON, Rickey, of (97)#
HENDRICK, George, of/dh (85-88)#

HENSLEY, Matt, rhp (04)
HERGET, Jimmy, rhp (21-)
HERMOSILLO, Michael, of (18-20)
HERNANDEZ, David, rhp (17)
HERNANDEZ, Jackie, inf (65-66)#
HERRERA, Yoslan, rhp (14)
HERRMANN, Ed, c (76)*
HESTER, John, c (12-13)#
HIATT, Jack, c/inf (64, 72)#
HIBBS, Jim, dh (67)#
HICKS, Jim, of (69-70)#
HILL, Donnie, inf (90-91)*
HILL, Glenallen, of/dh (01)#
HILL, Ken, rhp (97-00)
HILL, Rich, lhp (14)
HILLENBRAND, Shea, inf (07)#
HINCHLUFFE, Brett, rhp (00)#
HINTON, Chuck, inf/fo (68)#
HOBBSON, Butch, inf (81)#
HOCKENBERRY, Chuck, rhp (75)
HOFFMAN, Glenn, inf (89)#
HOLLAND, Al, lhp (85)*
HOLLINS, Dave, inf (97-98)*
HONZE, Mike, lhp (96-01)
HOLZEMER, Mark, lhp (93, 95-96)
HOWARD, Doug, inf/fo (72-74)#
HOWELL, Jack, inf/dh (85-91, 96-97)*
HOYT, James, rhp (21)
HUDLER, Rex, inf/fo (94-96)*
HUDSON, Charlie, lhp (75)
HUDSON, Joe, c (18)
HUFF, David, lhp (16)
HUMPHREY, Terry, c (76-79)*
HUNT, Ken, of (61-63)#
HUNTER, Tori, of (08-12)#
HUSON, Jeff, inf (99)*

-I-
IANNETTA, Chris, c (12-15)*
IBANEZ, Raul, of/dh (14)*
IBARRA, Edgar, lhp (15)
IGLESIAS, Jose, inf (21)*
IGLESIAS, Raisel, rhp (21)#
ISRINGHAUSEN, Jason, rhp (12)
IZTURIS, Jeff, inf (05-12)*

-J-
JACKSON, Bo, of/dh (94)#
JACKSON, Reggie, of/dh (82-86)*
JACKSON, Ron, of (75-78;82-84)*
JACKSON, Ryan, inf (15)#
JAMES, Johnny, rhp (61)
JAMES, Mike, rhp (95-99)
JAVIER, Stan, of (93)*
JAY, Jon, of (21)*
JEFFERIES, Gregg, inf/fo (98)*
JEFFERSON, Jesse, rhp (81)
JEPSEN, Kevin, rhp (08-14)
JEREZ, Williams, rhp (18-19)
JEWELL, Jake, rhp (18-19)
JIMENEZ, Luis, inf (13-14)*
JOHN, Tommy, lhp (82-85)
JOHNSON, Alex, of (70-71)*
JOHNSON, Gary, of (03)#
JOHNSON, Jim, rhp (18)
JOHNSON, Keith, inf (00)#
JOHNSON, Lou, of (61,69)#
JOHNSON, Mark, inf (98)*
JOHNSON, Sherman, inf (18)*
JOHNSTONE, Jay, of (66-70)*
JONES, Bob, of (76-77)*
JONES, Greg, rhp (03, 05-07)
JONES, Jahmal, inf (20)#
JONES, Rupert, of (85-87)*
JOYCE, Matt, of (15)*
JOYNER, Wally, inf (86-91, 01)*
JUDEN, Jeff, rhp (98)
JUNK, Jason, rhp (21-)

-K-
KARL, Scott, lhp (00)
KAUFMAN, Curt, rhp (84)
KAZMIR, Scott, lhp (09-11)
KEALEY, Steve, rhp (68-70)
KEEDY, Pat, inf/fo (85)#
KELLEHER, Mick, inf (82)#
KELSO, Bill, rhp (64-67)
KELLER, Kyle, rhp (20)
KENDRICK, Howie, inf (06-14)#

KENNEDY, Adam, inf (00-06)*
KINGMAN, Dave, of/dh (77)#
KINGSLER, Ian, inf (18)#
KIPPER, Bob, lhp (85)
KIRKPATRICK, Ed, c/fo (62-68)*
KIRKWOOD, Don, rhp (74-77)*
KISSIN, Bruce, rhp (80-84)
KLING, Ron, rhp (61)
KLUSZEWSKI, Ted, inf (61)*
KNAPP, Chris, rhp (78-80)
KNOOP, Bobby, inf (64-69)*
KOHN, Michael, rhp (10-14)#
KOPPE, Joe, inf (61-65)#
KOSCO, Andy, of (72)#
KOSTROMA, Frank, of (63)#
KOTCHMAN, Casey, inf (04-08)*
KRAUSS, Marc, inf (15)*
KRAWCZYK, Ray, rhp (98)
KREUTER, Chad, c (97-98)*
KROL, Ian, lhp (18)
KRUGER, Jack, c (21)#
KUBITZA, Kyle, inf (15)*
KUBSKI, Gil, of (80)*
KUHALLUA, Fred, lhp (77)
KUSYNER, Art, c (71-73)#

-L-
LACEY, Bob, lhp (83)
LACEY, John, rhp (02-09)
LACORTE, Frank, rhp (84)
LAGARES, Juan, of (21)#
LAHOUD, Joe, of/dh (74-76)*
LAMB, John, lhp (18)
LANDREAUX, Ken, of (77-78)*
LANGE, Dick, rhp (75)
LANGERHANS, Ryan, of (12)*
LANGSTON, Mark, lhp (90-97)
LANSFORD, Dave, inf (78-80)#
LAROUCHE, Carney, lhp (70-71, 77-80)
LASHER, Fred, rhp (71)
LAW, Tom, rhp (19)
LA STELLA, Tommy, inf (19-20)*
LATMAN, Barry, rhp (64-65)
LATOS, Mat, rhp (15)
LAZORKO, Jack, rhp (87-88)
LEBLANC, Wade, lhp (14)
LEE, Bob, rhp (64-66)
LEE, Don, rhp (62-65)
LEE, Mike, lhp (63)
LEE, Gene, inf (61-62)
LEFFERTS, Craig, lhp (94)
LEFTWICH, Phil, lhp (93-94, 96)
LEITER, Mark, rhp (94)
LEJA, Frank, inf (62)*
LEMANCZYK, Dave, rhp (80)
LEVINE, Al, lhp (99-02)
LEWIS, Scott, rhp (90-94)
LEYRITZ, Jim, c/dh (97)#
LINARES, Rufino, dh (85)#
LINCECUM, Tim, rhp (16)
LIND, Jose, inf (95)#
LINTON, Doug, rhp (88-89)
LEMAS, Wsrstan, inf/fo (88-89, 72-75)*
LOCKE, Bobby, rhp (67-68)
LOCKWOOD, Skip, rhp (74)
LOPEZ, Carlos, of/dh (76)#
LOPEZ, Rafael, lhp (65-67)
LOPEZ, Ramon, rhp (66)
LORRAINE, Andrew, lhp (94-95)
LOUX, Shane, rhp (08-09)
LOVELACE, Vance, lhp (88-89)
LOVULLO, Torey, inf (93)*
LOWE, Mark, rhp (13)
LUBRATICI, Steve, inf (81, 83)#
LUCAS, Gary, rhp (86-87)
LUCRO, Jonathan, c (19)#
LUGO, Urbano, rhp (85-88)
LUKASEWICZ, Mark, lhp (01-02)
LUKASIEWICZ, Matt, inf (99)*
LYNDA, Keith, inf (00)#
LYNN, Fred, of (81-84)*
LYONS, Barry, inf (91)#

-M-
MACHEMER, Dave, inf (78)#
MACK, Tony, rhp (85)
MAGNANTE, Mike, lhp (99)
MAGNIFICIO, Damien, rhp (17)
MAGRANE, Joe, lhp (93-94)

MAHLE, Greg, lhp (16)
MAHLER, Mickey, lhp (81-82)
MALDONADO, Martin, c (17-18)#
MALONEY, Jim, rhp (71)
MALZONE, Frank, inf (66)#
MARSH, Brandon, of (21-)*
MARSHALL, Mike, rhp (91)
MARTE, Alfredo, of (15)*
MARTE, Jeff, inf (16-18)#
MARTE, Jose, rhp (21)
MARTIN, Paco, inf (98)
MARTINEZ, Carlos, inf/dh (95)#
MARTINEZ, Fred, rhp (80-81)
MARONDE, Nick, lhp (12-14)
MASHORE, Damon, of (98)#
MATTHEUS, Ryan, rhp (15)
MATHIS, Jeff, c (05-11)#
MATRANGA, David, inf (05)#
MATSUJI, Hideki, of (10)*
MATSUJIS, RY, Gary, of (07-09)*
MAYBIN, Cameron, of (17)*
MAY, Carlos, of/dh (77)*
MAY, Darrell, lhp (96-97)
MAY, Buddy, lhp (65, 69-74)
MAYERS, Mike, rhp (20)*
MAYFIELD, Jack, inf (21-)
McAnulty, Paul, inf (10)*
MCBRIDE, Ken, rhp (61-65)
MCCASKILL, Kirk, rhp (85-91)
MCCABE, lhp (89-91)
MCCRAW, Tom, inf/fo (73-74)
MCDONALD, John, lhp (96-97)
MCDOWELL, Jack, rhp (98-99)
MCGLOTHLIN, Jim, rhp (65-69)
MCGUIRE, Deck, rhp (18)
MC LAUGHLIN, Byron, rhp (83)#
MCLEMORE, Mark, inf (86-90)
MCMULLEN, Ken, inf (70-72)*
MCPHERSON, Dallas, inf (04-07)*
MELI, Adalberto, lhp (19)
MELTON, Bill, inf/dh (76)#
MELU, Rudy, inf (71, 73-75)*
MERCKER, Kent, lhp (00)
MERLON, Lou, inf (05)#
MERSERSMITH, Andy, rhp (68-72)
MEYER, Alex, rhp (16-18)
MEYER, Robert, lhp (64)
MIDDIH, Bart, rhp (01, 03)
MILBTON, Keynan, rhp (17-20)
MILEY, Mike, inf (75-76)*
MILLER, Darrell, c (84-88)
MILLER, Dyar, rhp (77-79)
MILLER, Rick, of (78-80)*
MILLS, Bob, lhp (12)
MILLER, Hoby, lhp (20)
MINCHER, Don, inf (67-90)
MINNIT, Steve, rhp (99)
MOELLER, Ron, lhp (61-63)
MOLINA, Bengie, c (98-05)
MOLINA, Jose, c (01-07)*
MONDESI, Raul, of (04)*
MONSIE, Sid, inf (75)#
MONTAGUE, John, rhp (79-80)
MONTAGUE, Guillermo, inf (66)*
MONTAGUEDO, Aurelio, rhp (73)
MONTALEONE, Rich, rhp (88-89, 95-96)
MOORE, Balor, lhp (77)
MOORE, Donnie, rhp (85-88)
MOORE, Jeremy, of (11)
MORALES, Kendryn, inf (06-12)
MORALES, Osmer, rhp (18)
MORAN, Billy, inf (61-64)*
MORANO, Angel, lhp (81-82)*
MORENO, Jose, inf/dh (82)*
MORGAN, Tom, rhp (61-63)
MORRIS, Mike, rhp (14-17)
MORRIS, Akeel, rhp (18)
MORRIS, John, of (92)*
MORTON, Bubba, of (66-69)#
MOSEBACH, Dustin, rhp (09)
MOSELEY, Bobby, rhp (06-09)
MOSEY, Jerry, c (71)*
MOTTON, Curt, of (72)*
MULLINKINS, Rance, inf (77-79)*



CLUB HISTORY

ALL-TIME ROSTER



MURPHY, David, of (15)*
MURPHY, Tom, rhp (68-72)*
MURPHY, Tommie, of (06-07)*
MURRAY, Eddie, inf/dh (97)*
MURRAY, Greg, c (92-93)*

-N-
NAPOLI, Jerry, c (06-10)*
NARRON, Jerry, c (83-86)*
NAUGHTON, Packer, lhp (21-22)*
NAVA, Daniel, of (61-62)*
NAVARRO, Efrén, inf/of (11-15)*
NAVARRO, Julio, rhp (62-64)*
NELSON, Chris, inf (13)*
NELSON, Gene, rhp (93)
NELSON, Mel, lhp (63)
NETTLES, Morris, of (74-75)*
NEVIN, Phil, inf/c (98)*
NEWMAN, Fred, rhp (62-67)*
NIELSEN, Jerry, lhp (93)
NIEUWENHUIS, Kirk, of (15)*
NIEVES, Jose, inf (01-02)*
NOBOA, Junior, inf (88)*
NOLAN, Gary, rhp (77)*
NOLASCO, Ricky, rhp (16-17)
NORDBROOK, Tim, inf (76)*
NORRIS, Bud, rhp (17)
NUXHALL, Joe, lhp (62)*

-O-
OBERHOLTZER, Brett, lhp (16)
OBERKELL, Ken, inf/of (92)*
O'BERRY, Mike, c (83)*
O'BRIEN, Charlie, c (98-99)*
O'BRIEN, Syd, inf (71-72)*
OCHOA, Alex, of (02)*
O'DAY, Darren, rhp (08)
OHTANI, Shohei, dh/rhp (18-19)*
OLIVARES, Omar, rhp (98-99)*
OLIVER, Bob, inf/of (72-74)*
OLIVER, Darren, lhp (07-09)
O'MALLEY, Shawn, inf (14)*
ORTEGA, Anthony, rhp (09)
ORTEGA, Oliver, rhp (21-22)*
ORTEGA, Phil, rhp (69)
ORTEGA, Rafael, of (16)*
ORTIZ, Ramon, rhp (99-04)
ORTON, John, c (89-93)*
OSINSKI, Dan, rhp (62-64)*
O'SULLIVAN, Sean, rhp (09-10)
OTT, Ed, c (81)*
OVERY, Mike, rhp (76)
OWEN, Soike, inf (94-95)*
OWENS, Eric, of (03)*
OYLER, Ray, inf (70)*

-P-
PACTWA, Joe, lhp (75)
PALMERIO, Orlando, of (95-02)*
PALMER, Matt, rhp (09-11)
PAREDES, Eduardo, inf (17-18)
PARKER, Blake, rhp (17-18)
PARKER, Billy, inf (71-73)*
PARKER, Dave, dh (91)*
PARKER, Jarrett, of (19)*
PARRISH, Lance, c (89-92)*
PATEK, Fred, inf (80-81)*
PATTERSON, Bob, rhp (94-95)
PATTERSON, Ken, lhp (93-94)
PATTIN, Marty, rhp (68)
PAUL, Josh, c (04-05)*
PAULEY, David, rhp (12)
PEARSON, Alvin, of (61-66)*
PEGUERO, Elbie, rhp (21-22)*
PENIA, Felix, rhp (18-21)
PENA, Orlando, rhp (74-75)
PENNINGTON, Cliff, lhp (96)
PENNINGTON, Brad, inf (16-17)*
PERALTA, Joel, rhp (05)
PERCIVAL, Troy, rhp (95-04)
PEREZ, Carlos, c (15-17)*
PEREZ, Eduardo, inf (93-95)*
PERISH, Marty, inf (69-70)*
PERRINOSKI, Ron, lhp (73)
PERRY, Bob, of (63-64)*
PESTANO, Vinnie, rhp (14-15)
PETERS, Dillon, lhp (19-20)
PETKOVSEK, Mark, rhp (99-00)
PETRICKA, Jake, rhp (21)

PETRY, Dan, rhp (88-89)
PETTI, Gregorio, inf (16)*
PETTI, Yusef, rhp (17)
PETTIS, Chris, of (09-11)*
PETTUS, Gary, of (92-97)*
PHILLIPS, Brandon, inf (17)*
PHILLIPS, Tony, of/dh (95-97)*
PICCOLO, Roberto, inf (84)*
PICHE, Ron, rhp (95)*
PIERSALL, Jimmy, of (63-67)*
PINA, Horacio, rhp (74)
PINEIRO, Joel, rhp (10-11)
PINSON, Vada, of (72-73)*
POLIDOR, Gustavo, inf (85-88)*
POLONIA, Luis, of (90-93)*
POTE, Lou, rhp (99-02)
POUNDERS, Brooks, rhp (17)
POWER, Vic, inf (64-65)*
PRIDDY, Bob, rhp (69)
PRIDE, Curtis, of (04-06)*
PRIETO, Chris, of (05)*
PRINZ, Bret, rhp (05)
PRITCHETT, Chris, inf (96, 98-99)*
PUELLO, Cesar, of (17, 19)*
PUELLO, Albert, inf (12-21)*

-Q-
QUEEN, Mel, rhp (70-72)
QUIJADA, José, lhp (20-21)
QUINLAN, Robb, inf/of (03-10)*
QUINTANA, José, lhp (21)
QUINTANA, Luis, lhp (74-75)*

-R-
RAMIREZ, Horacio, lhp (11)
RAMIREZ, JC, rhp (16-19)
RAMIREZ, Julio, of (02)
RAMIREZ, Noe, rhp (17-20)
RAMIREZ, Orlando, inf (74-77, 79)*
RAMOS, AJ, rhp (21)
RAMOS, Cesar, lhp (15)
RAMSEY, Domingo, inf/of (88)*
RAMSEY, Matt, rhp (69)*
RANNEY, Merritt, c (83)*
RAPF, Pat, rhp (01)
RASMUSS, Cory, rhp (13-16)
RAU, Doug, lhp (81)*
RAY, Johnny, inf (87-90)*
RAZIANO, Barry, rhp (74)
REDFIELD, Joe, inf (88)*
REED, Howie, rhp (66)
REICHARDT, Rick, of (64-70)*
REMY, Jerry, inf (75-77)*
RENDON, Anthony, inf (20-21)*
RENGIFO, Luis, inf (19-21)*
RENO, Steve, rhp (81-82)
REPOZ, Roger, inf/of (67-72)*
RESOP, Chris, rhp (07)
RETTENMUND, Merv, of/dh (78-80)*
REUS, Jerry, lhp (87)
REVERE, Ben, of (17)*
REYES, Jo Jo, lhp (15)
REYNOLDS, Archie, rhp (71)
REYNOLDS, Harold, inf (94)*
REYNOLDS, Tommie, of (70-71)*
RICE, Del, c (61)*
RICHARDS, Garrett, rhp (11-18)
RICHARDSON, Jeff, rhp (90)
RIGGS, Adam, inf (03-04)*
RIVERA, Juan, of (05-10)*
RIVERA, Rene, c (18)
RIVERS, Mickey, of (70-75)*
ROBERTSON, Daniel, of (15)*
ROBERTSON, Rich, lhp (98)
ROBINSON, Don, rhp (92)
ROBINSON, Frank, of/dh (73-74)*
ROBINSON, Jeff, rhp (91)
ROBINSON, Shane, OF (16-17)*
ROBLES, Hansel, rhp (18-20)
RODGERS, Buck, c (61-69)*
RODNEY, Fernando, rhp (10-11)
RODRIGUEZ, Aurelio, inf (67)*
RODRIGUEZ, Chris, rhp (21-22)*
RODRIGUEZ, Ellie, c (74-75)*
RODRIGUEZ, Fernando, rhp (09)
RODRIGUEZ, Francisco, rhp (02-08)
RODRIGUEZ, Francisco, rhp (10-11)
RODRIGUEZ, José, rhp (19-20)
RODRIGUEZ, Rafael, rhp (09-10)

RODRIGUEZ, Rich, lhp (03)
RODRIGUEZ, Sean, inf (08-09)*
ROJAS, Jose, inf (21-22)*
ROJAS, Mimmie, rhp (66-68)
ROMANICK, Ron, rhp (84-86)
ROMERO, Andrew, inf (10-13)*
ROMERO, I.C., lhp (06)
ROOF, Phil, c (65)*
ROSS, Bobby, inf (89-92)*
ROSS, Don, rhp (72)
ROSS, Gary, rhp (75-77)
ROTH, Michael, lhp (13-14)
ROWEN, Ben, rhp (21)
RUBIO, Jorge, rhp (66-67)
RUDI, Joe, of (77-80)*
RUCINSKI, Drew, rhp (14-15)
RUHLE, Vern, rhp (86)
RUIZ, Chico, inf (70-71)*
RYAL, Mark, of (86-87)*
RYAN, Brendan, inf (16)*
RYAN, Michael, of (10)*
RYAN, Nolan, rhp (72-79)*

-S-
SADOWSKI, Bob, lhp (63)
SADOWSKI, Ed, c (61-63)*
SALAS, Fernando, rhp (14-16)
SALMON, Tim, of (92-06)*
SAMPEL, Bill, rhp (94)
SANCHEZ, Luis, rhp (81-85)
SANDERS, Ken, rhp (74)
SANDERSON, Scott, rhp (93, 95-96)
SANDOWAL, Freddy, inf (08-09)*
SANDOWAL, Patrick, lhp (19-20)*
SANDS, Charlie, c/dh (73-74)*
SANFORD, Jack, rhp (65-67)
SANTANA, Ervin, rhp (05-12)
SANTANA, Hector, lhp (14-16)
SATRIANO, Tom, inf (61-69)*
SAUNDERS, Joe, lhp (05-10)
SCHAAL, Paul, inf (64-68, 74)*
SCHABEL, Scott, of (21)
SCHENBLUM, Richie, of/dh (73-74)*
SCHIMPFF, Ryan, inf (18)*
SCHMIDT, Jeff, rhp (96)
SCHONENWEIS, Scott, lhp (99-03)
SCHOFIELD, Dick, inf (83-92, 96)*
SCHROEDER, Bill, c/inf (89-90)*
SCHU, Rick, inf (90)*
SCHULER, Dave, lhp (79-80)
SCHWARZ, Jeff, rhp (94)
SCONIERS, Daryl, inf/dh (81-85)*
SCOTT, Darryl, rhp (93)
SCOTT, Mickey, lhp (75-77)*
SCRIBNER, Troy, rhp (17)
SEGURA, Jean, inf (12)*
SELLS, Dave, rhp (02-04)
SELLS, Dave, rhp (72-75)*
SELMA, Dick, rhp (74)
SELMAN, Sam, lhp (21)
SEMPROCH, Roman, rhp (61)
SERRANO, Alex, rhp (08)
SHANK, Harvey, rhp (70)
SHEETS, Andy, inf (99)*
SHERRY, Larry, rhp (68)
SHIELDS, Scot, rhp (01-10)
SHIPLEY, Craig, inf (98)*
SHOCKLEY, Costen, inf (65)*
SHOEMAKER, Matt, rhp (13-18)
SHUCK, J.B., of (13-14)*
SIEBERN, Norm, inf (66)*
SILVERO, Tomas, of (70-72)*
SILVESTRI, Dave, inf (99)*
SIMMONS, Andreton, ss (16-20)*
SIMMONS, Curtis, rhp (67)
SIMPSON, Dick, of (62, 64-65)*
SIMPSON, Wayne, rhp (77)
SINGER, Bill, rhp (73-75)
SKAGGS, Dave, c (80)*
SKAGGS, Tyler, lhp (14-19)
SKOWRON, Bill, inf (67)*
SLATON, Jim, rhp (84-86)
SLAUGHT, Don, c (96)*
SLEIGERS, Aaron, rhp (21)
SMITH, B.G., of (65)*
SMITH, Billy, inf (75-76)*
SMITH, D.W., rhp (84-85)
SMITH, Dwight, of (94)*
SMITH, Joe, rhp (14-16)

SMITH, Kevan, c (19)*
SMITH, Lee, rhp (95-96)
SMITH, Willie, lhp (64-66)
SNOW, J.T., inf (93-96)*
SOTO, Eliott, inf (20)*
SOTO, Luis, inf (91-92)*
SOTO, Geovany, c (16)*
SOLAITA, Tony, inf/dh (76-78)*
SORENSEN, Zach, of (05)*
SPANGLER, Al, of (65-66)*
SPARKS, Steve, rhp (98-99)
SPEIER, Justin, rhp (07-09)
SPENCER, Jim, inf (68-73)*
SPIEZO, Scott, inf/dh (00-03)*
SPRING, Jack, lhp (61-64)
SPRINGER, Dennis, rhp (96-97)
SPRINGER, Russ, rhp (93-95)*
SPROUT, Bob, lhp (61)
STANGE, Daniel, rhp (13)
STANTON, Leroy, of (72-76)*
STASSI, Max, c (19)*
STEARER, Ricky, rhp (82-84)
STELMASZEK, Rick, c (73)*
STEPHENSON, John, c (71-73)*
STEVENS, Lee, inf (90-92)*
STEWART, Art, inf (14)*
STILLWELL, Kurt, inf (93)*
STOCKER, Kevin, inf (00)*
STOKES, Brian, rhp (10)
STONEMAN, Bill, rhp (74)
STRATTON, Chris, rhp (19)
STREET, Hunter, rhp (14-17)
Strickland, Huston, rhp (21)
STURTJACK, inf (69)*
SUDKING, Moose, inf (67)*
SUDAKIS, Bill, dh (75)*
SUKLA, Ed, rhp (64-65)
SUAREZ, Jose, lhp (19-20)
SUTTON, Don, rhp (85-87)*
SUZUKI, Kurt, c (21)*
SWAN, Craig, rhp (84)
SWINGLE, Paul, rhp (93)

-T-
TAKAHASHI, Hisanori, lhp (11-12)
TANANA, Frank, lhp (73-80)
TANNER, Chuck, of (61-62)*
TATUM, Jarvis, of (68-70)*
TATUM, Ken, rhp (69-70)
TAYLOR, Andrew, lhp (12)
TAYLOR, Bob, c (67)*
TAWAZA, Junichi, rhp (18)
TEHRANI, John, rhp (20)
TEJERA, Mark, inf (08)*
THAMBS, Matt, inf (19)*
THATCHER, Joe, lhp (14)
THOMAS, Derral, inf/of (84)*
THOMAS, George, of (61-63)*
THOMAS, Lee, inf/of (61-64)*
THOMPSON, Jason, inf/dh (80)*
THOMPSON, Rich, rhp (07-12)
THON, Dickie, inf (79-80)*
THRONEBERGER, Efe, of (61)*
TIANT, Luis, rhp (82)
TINGLEY, Ron, c (89-93)*
TORBORG, Jeff, c (71-73)*
TORRES, Felix, of (62-64)*
TORRES, Rusty, of (76-77)*
TOVAR, Wilfredo, inf (19)*
TRAVERS, Bill, lhp (81-83)
TRIVINO, Bobby, of (68)*
TROPEANO, Nick, rhp (15-19)
TROMB, Mike, of (11-13)*
TRUMBLY, Bob, rhp (63)
TURNBOW, Derrick, rhp (00, 03)
TURNER, Chris, c (93-97)*
TURNER, Ken, lhp (67)
TYLER, Kyle, rhp (21-22)*

-U-
UNROE, Tim, inf/of (99)*
UPTON, Justin, of (17)*
-V-
VALBUENA, Luis, inf (17-18)*
VALDES, Ismael, rhp (01)
VALDEZ, Jose, rhp (16-17)
VALENTE, Bobby, of (73-75)*
VALENTE, Joes, of (83)*

VALENZUELA, Fernando, lhp (91)
VALERA, Julio, rhp (92-95)
VAN BURKLEO, Ben, inf (96)
VAN RYN, Terry, lhp (93)
VARGAS, Jason, inf (13)
VALGHERA, Mo, inf/dh (99-01)*
VELARDE, Randy, inf (96-99)*
VELAZQUEZ, Gil, inf (11)
VENABLE, Max, of (89-91)*
VERHOEVEN, John, rhp (76-77)
VICTORINO, Shane, of (15)*
VINSON, Charlie, inf (66)*
VOSS, Bill, of (69-70)*

-W-
WAGNER, Leon, of (61-63)*
WALBECK, Matt, c (98-00)*
WALDEN, Jordan, rhp (10-12)
WALEWANDER, Jim, of (88)*
WALKER, Chico, of (77)*
WALKER, Tom, rhp (87)
WALL, Don, rhp (02)
WALL, Joshe, rhp (14)
WALLACE, Don, inf (13)
WALLACH, Tim, inf (96)*
WALSHP, Jared, inf (19)*
WALTON, Jerome, of (93)*
WANTZ, Andrew, rhp (21-22)*
WANTZ, Dick, rhp (65)
WARD, Bryan, lhp (16)*
WARD, Taylor, inf (18)*
WARDER, Jack, of (66)*
WARREN, Austin, rhp (21-22)*
WASHBURN, Greg, rhp (69)
WASHBURN, Jarrod, lhp (98-05)
WASHINGTON, Claudell, of (89-90)*
WATSON, Allen, lhp (97-98)
WATSON, Tony, lhp (21)
WEAVER, Eric, rhp (00)
WEAVER, Jeff, rhp (66)
WEAVER, Jared, rhp (06-16)
WEAVER, Jim, rhp (67-68)
WEBER, Ben, rhp (00-04)
WELLS, Vernon, of (11-12)*
WERNER, John, inf (67)*
WESSON, Barry, of (03)*
WHEELOCK, Gary, rhp (76)
WHITE, Devon, of (85-90)*
WHITMER, Dan, c (80)*
WILFONG, Rob, inf (82-86)*
WILHELM, Hoyt, rhp (69)
WILL, Adam, lhp (15)
WILLHITE, Nick, lhp (67)
WILLIAMS, Jerome, rhp (11-13)
WILLIAMS, Mitch, lhp (95)
WILLIAMS, Reggie, of (89, 99)*
WILLIAMS, Shag, of (96-97)*
WILLITS, Reggie, of (06-11)*
WILSHUSEN, Terry, rhp (73)
WILSON, Bobby, c (08-12)*
WILSON, C.J., lhp (12-15)
WILSON, Zack, of (87)*
WILSON, Trevor, lhp (98)
WINDHORST, Gordon, of (92)*
WINFIELD, Dave, of/dh (60-61)
WISE, Matt, of (00-03)
WITT, George, rhp (62)
WITT, Mike, rhp (81-90)*
WOLF, Wally, rhp (69-70)
WONG, Ken, inf (19, 21)*
WOOD, Blake, inf (17-18)
WOOD, Brandon, inf (07-11)*
WOODS, Jake, lhp (05)
WOOTEN, Shawn, of/inf (00-03)*
WRIGHT, Clyde, lhp (66-73)
WRIGHT, Daniel, lhp (16-17)
WRIGHT, Wesley, lhp (15-17)
WYNEGAR, Butch, c (87-88)*
WYNN, Billy, rhp (71)

CLUB HISTORY



1961	1962	1963	1964	1965	1966	1967	1968
Yost, 3b Aspromonte, 2b Pearson, rf Kuzewski, 1b Cerv, lf Hunt, cf Brickell, ss Rice, c Grba, p W, 7-2 @ Bal.	Pearson, rf Fregosi, ss L. Thomas, cf Wagner, lf Torres, 3b Yost, 1b Rodgers, c Moran, 2b Grba, p L, 2-1 @ CWS	Pearson, cf Moran, 2b L. Thomas, 1b Wagner, lf Rodgers, c G. Thomas, rf Torres, 3b Fregosi, ss McBride, p W, 4-1 vs. Bos. @ L.A.	Pearson, lf Moran, 3b Fregosi, ss Adcock, 1b L. Thomas, rf Rodgers, c Simpson, cf Fregosi, ss McBride, p W, 4-0 @ Was. @ L.A.	Cardenal, cf Moran, 2b Smith, lf Shockey, 1b Clinton, rf Rodgers, c Schall, 3b Knopp, 2b Newman, p L, 7-1 vs. Cle. @ L.A.	Cardenal, cf Moran, 2b Fregosi, ss Adcock, 1b Reichardt, lf Warner, rf Schall, 3b Knopp, 2b Chance, p L, 3-2 (14 inn.) @ CWS W, 4-2 vs. Det. @ Anaheim	Schaal, 3b Fregosi, ss Hall, lf Reichardt, lf Mincher, 1b Hinton, rf Reichardt, lf Cardenal, cf Rodgers, c Knopp, 2b Brunet, p W, 4-2 vs. Det. @ Anaheim	Schaal, 3b Fregosi, ss Mincher, 1b Hinton, rf Reichardt, lf Repoz, cf Rodgers, c Knopp, 2b Brunet, p L, 1-0 @ NY
1969	1970	1971	1972	1973	1974	1975	1976
Voss, rf Fregosi, ss Johnstone, cf Reichardt, lf Stuart, 1b Rodriguez, 3b Satriano, c Knopp, 2b McGlothlin, p L, 4-3 vs. Sea. Pilots @ Anaheim	Alomar, 2b Fregosi, ss Voss, rf A. Johnson, lf Spencer, 1b Repoz, cf Aczue, c Rodriguez, 3b Messersmith, p W, 12-0 @ Mil.	Alomar, 2b Rivers, cf A. Johnson, lf Conigliaro, rf Spencer, 1b McMullen, 3b Pinson, lf Stanton, rf Torborg, c Messersmith, p W, 1-0 vs. Tex. @ Anaheim	Alomar, 2b Rivers, cf Cardenas, ss Spencer, 1b McMullen, 3b Pinson, lf Stanton, rf Torborg, c Messersmith, p W, 1-0 vs. Tex. @ Anaheim	Grabarkewitz, 3b Valentine, ss Pinson, rf Robinson, lf McCraw, dh Spencer, 1b Berry, cf Stephenson, c Alomar, 2b Ryan, p W, 3-2 vs. K.C. @ Anaheim	Rivers, cf Doyle, 2b Valentine, lf Robinson, dh Epstein, 1b Oliver, 3b Stanton, rf Rodriguez, c Chalk, ss Ryan, p W, 8-2 @ CWS	Nettles, cf Rivers, dh Harper, dh Bochte, 1b Melton, dh Herrmann, c Stanton, rf Rodriguez, c Torres, cf Ramirez, ss Ryan, p W, 2 vs. K.C. @ Anaheim	Collins, lf Remy, 2b Bochte, 1b Melton, dh Herrmann, c Stanton, rf Rodriguez, c Torres, cf Ramirez, ss Tanana, p L, 5-2 vs. Oak. @ Anaheim
1977	1978	1979	1980	1981	1982	1983	1984
Remy, 2b Grich, ss Bonds, rf Baylor, dh Rudi, lf Solata, 1b Bochte, cf Chalk, 3b Humphrey, c Tanana, p W, 7-0 @ Sea.	Miller, rf Grich, 2b Bostock, cf Rudi, lf Baylor, dh Fairly, 1b Chalk, 3b Mulliniks, ss Humphrey, c Tanana, p W, 1-0 vs. Oak. @ Anaheim	Miller, cf Ford, rf Carew, 1b Baylor, dh Rudi, lf Lansford, 3b Downing, c Grich, 2b Mulliniks, ss Tanana, p L, 5-4 @ Sea.	Collins, cf Lansford, 3b Ford, rf Baylor, dh Carew, 1b Downing, c Rudy, lf Grich, 2b Patek, ss Forsch, p W, 10-2 vs. Cle. @ Anaheim	Carew, 1b Burleson, ss Lynn, cf Carew, 1b Jackson, rf Ford, rf Downing, c Browning, lf Grich, 2b Hobson, 3b Zahn, p W, 6-2 @ Sea.	Burleson, ss Lynn, cf Carew, 1b Jackson, rf Ford, rf Downing, c Grich, 2b Foil, 2b Boone, c Kison, p W, 3-2 (11 inn.) @ Oak. @ Anaheim	Downing, lf Clark, rf Sconiers, 1b Jackson, dh Lynn, cf DeCinces, 3b Grich, 2b Foil, ss Boone, c Kison, p W, 3 vs. Mil. @ Anaheim	Downing, dh Carew, 1b Beniquez, lf DeCinces, 3b Lynn, cf Grich, 2b Schofield, ss Boone, c Pettis, cf Forsch, p W, 2-1 vs. Bos. @ Anaheim
1985	1986	1987	1988	1989	1990	1991	1992
Carew, 1b Beniquez, lf Grich, 2b DeCinces, 3b Jackson, rf Schofield, ss Boone, c Pettis, cf Witt, p L, 6-2 vs. Min. @ Anaheim	Grich, 2b Jones, rf Joyner, 1b Jackson, dh DeCinces, 3b Downing, lf Burleson, ss Boone, c Pettis, cf Witt, p L, 8-4 (10 inn.) @ Sea.	Downing, dh Joyner, 1b DeCinces, 3b Hendrick, rf White, lf Wynegar, c Schofield, ss Pettis, cf McLemore, 2b Witt, p W, 7-1 vs. Sea. @ Anaheim	McLemore, 2b Ray, lf Davis, rf Joyner, 1b Downing, dh White, cf Howell, ss Boone, c Schofield, ss Witt, p L, 9-5 @ CWS @ Anaheim	Downing, dh Ray, 2b White, cf Joyner, 1b Davis, dh Armas, rf Bichette, lf Parrish, c Howell, ss Schofield, ss Witt, p L, 9-2 vs. CWS @ Anaheim	White, cf Sojo, 2b Joyner, 1b Winfield, rf Parker, dh Parrish, c Gaetti, 3b Felix, cf Schofield, ss Finley, p W, 3-2 @ Sea.	Polonia, lf Sojo, 2b Joyner, 1b Winfield, rf Parker, dh Parrish, c Gaetti, 3b Felix, cf Schofield, ss Finley, p W, 3-2 @ Sea.	Polonia, lf Felix, cf Hayes, rf Brooks, dh Stevens, 1b Gaetti, 3b Parrish, c Rose, 2b DiSarcina, ss Langston, p L, 10-4 vs. CWS @ Anaheim
1993	1994	1995	1996	1997	1998	1999	2000
Polonia, lf Curtis, cf Snow, 1b Davis, dh Salmon, rf Gonzales, 3b Easley, 2b DiSarcina, ss Langston, p W, 3-1 vs. Mil. @ Anaheim	Curtis, cf Easley, 3b Salmon, rf Davis, dh Jackson, lf Perez, 3b Myers, c Reynolds, 2b DiSarcina, ss Langston, p W, 8-2 @ Min.	Phillips, lf Easley, 2b Edmonds, cf Salmon, rf Davis, dh Salmon, lf Anderson, lf Perez, 3b Snow, 1b Allanson, c DiSarcina, ss Finley, p L, 5-4 vs. Det. @ Anaheim	Velarde, 2b Edmonds, cf Salmon, rf Davis, dh Hollins, 1b Anderson, lf Murray, dh Leyritz, c DiSarcina, ss Langston, p L, 6-5 vs. Bos. @ Anaheim	Erstad, 1b Alicia, 2b Edmonds, cf Salmon, rf Hollins, 1b Anderson, lf Murray, dh Leyritz, c DiSarcina, ss Langston, p L, 6-5 vs. NY @ Anaheim	Erstad, 1b Edmonds, cf Hollins, 1b Salmon, rf Fielder, dh Anderson, lf Martin, 2b Walbeck, c DiSarcina, ss Finley, p W, 4-1 vs. NY @ Anaheim	Erstad, lf Velarde, 2b Vaughn, 1b Salmon, rf Anderson, cf Greene, dh Glaus, 3b Spiezio, dh Walbeck, c Sheets, ss Belcher, p W, 6-5 vs. Cle. @ Anaheim	Erstad, lf Kennedy, 2b Vaughn, 1b Salmon, rf Anderson, cf Glaus, 3b Spiezio, dh Walbeck, c DiSarcina, ss Hill, p L, 3-2 vs. NY @ Anaheim
2001	2002	2003	2004	2005	2006	2007	2008
Erstad, cf Gil, ss Salmon, rf Anderson, lf Hill, dh B. Molina, c Spiezio, 1b Eckstein, 2b Schoeneweis, p L, 3-2 @ Tex.	Eckstein, ss Erstad, cf Salmon, rf Anderson, lf Glaus, 3b Fullmer, dh Fullmer, dh B. Molina, c Gill, 1b Kennedy, 2b Washburn, p L, 6-0 vs. Cle. @ Anaheim	Eckstein, ss Erstad, cf Salmon, rf Anderson, lf Fullmer, dh Glaus, 3b Spiezio, 1b B. Molina, c Kennedy, 2b Lackey, p L, 6-3 vs. Tex. @ Anaheim	Eckstein, ss Erstad, 1b Guerrero, rf Anderson, cf Glaus, 3b Gillen, lf Salmon, rf J. Molina, c Kennedy, 2b Colton, p W, 10-5 @ Sea.	Erstad, 1b DaVanon, dh Guerrero, rf Anderson, lf Finley, cf Quinlan, 3b Cabrera, ss B. Molina, c Figgins, 2b Colton, p W, 2-1 vs. Tex. @ Anaheim	Erstad, 1b Alicia, 2b Edmonds, cf Salmon, rf Hollins, 1b Anderson, lf Martin, 2b Walbeck, c DiSarcina, ss Langston, p L, 6-5 vs. NY @ Anaheim	Figgins, 3b Cabrera, ss Anderson, dh Guerrero, rf Rivera, lf Erstad, cf Kotchman, 1b Cabrera, ss J. Molina, c Izturis, 3b Lackey, p W, 5-4 @ Sea.	Matthews Jr., cf Guerrero, rf Anderson, lf Hillenbrand, dh Kotchman, 1b Kendrick, 2b Napoli, c Izturis, 3b Lackey, p W, 4-1 vs. Tex. @ Anaheim
2009	2010	2011	2012	2013	2014	2015	2016
Figgins, 3b Abreu, rf Guerrero, dh Hunter, cf Hunter, cf Morales, 1b Rivera, lf Rivera, lf Mathis, c Aybar, ss Saunders, p W, 3-0 vs. Oak. @ Anaheim	Aybar, ss Abreu, rf Matsui, dh Morales, 1b Rivera, lf Kendrick, 2b Wood, 3b Mathis, c Weaver, p W, 6-3 vs. Min. @ Anaheim	Izturis, 3b Kendrick, 2b Abreu, dh Hunter, cf Wells, lf Aybar, ss Trumbo, 1b Mathis, c Bourjos, cf Weaver, p W, 4-2 @ K.C.	Aybar, ss Kendrick, 2b Pujols, 1b Hunter, rf Wells, lf Morales, dh Trumbo, 1b lannetta, c Bourjos, cf Weaver, p W, 5-0 vs. K.C. @ Anaheim	Trout, cf Aybar, ss Pujols, 1b Hamilton, lf Trumbo, lf Kendrick, 2b Callaspo, 3b lannetta, c Weaver, p W, 3-1 (13 inn.) @ Cin.	Calhoun, rf Trout, cf Pujols, 1b Hamilton, lf Freese, 3b Ibanez, dh Kendrick, 2b lannetta, c Aybar, ss Weaver, p W, 3-1 vs. Sea. @ Anaheim	Calhoun, rf Trout, cf Pujols, 1b Freese, 3b Aybar, ss Cron, dh lannetta, c Giavotella, 2b Weaver, p L, 1-4 @ Sea.	Escobar, 3b Nava, lf Trout, cf Pujols, dh Calhoun, rf Cron, 1b Simmons, ss Perez, c Giavotella, 2b Richards, p L, 0-9 vs. CH @ Anaheim
2017	2018	2019	2020	2021			
Escobar, 3b Calhoun, rf Trout, cf Pujols, dh Cron, 1b Maybin, lf Simmons, ss Espinoza, 2b Maldonado, c Nolasco, p L, 2-4 @ Oak.	Cozart, 2b Trout, cf Upton, lf Pujols, 1b Cron, 1b Maybin, lf Simmons, ss Valbuena, 3b Oltman, rf Maldonado, c Richards, p L, 5-6 (11 inn.) @ Oak.	Calhoun, rf Trout, cf Oltman, dh Simmons, ss Pujols, dh Cozart, 3b La Stella, 2b Luciano, 3b Bourjos, lf Cahill, p L, 0-4 @ Oak.	Fletcher, 3b Trout, cf Oltman, dh Upton, lf La Stella, 2b Pujols, 1b Castro, c Simmons, ss Goodwin, rf Heaney, p L, 3-7 (10 inn.) @ Oak.	Fletcher, 2b Oltman, dh Trout, cf Rendon, 3b Upton, lf Pujols, 1b J. Iglesias, ss Stassi, c Fowler, rf Bundy, p W, 4-3 vs. CWS @ Anaheim			

CLUB HISTORY

YEAR BY YEAR STATISTICAL REVIEW



1961 ANGELS BATTING

PLAYER	AVG	G	AB	R	H	TB	2B	3B	HR	RBI	SH	SF	HP	BB	IBB	SO	SB	CS
Ardell	.250	7	4	1	1	1	0	0	0	0	1	0	0	1	0	2	0	0
Aspromonte	.223	66	238	29	53	69	10	0	2	14	3	0	2	33	1	21	0	0
Averill	.266	115	323	56	86	158	9	0	21	59	1	4	2	62	1	70	1	0
Beququer	.000	11	8	0	0	0	0	0	0	0	0	0	0	1	0	5	0	0
Bilko	.279	114	294	49	82	160	16	1	20	59	0	2	0	58	2	81	1	1
Bowfield	.137	46	51	5	7	10	1	1	0	2	2	0	0	2	0	19	0	0
Brickell	.122	21	49	3	6	6	0	0	0	3	0	0	0	6	0	9	0	0
Bridges	.240	84	229	20	55	68	5	1	2	15	4	0	1	26	0	37	1	0
Burke	.000	6	5	0	0	0	0	0	0	0	0	0	0	0	0	1	0	0
Casale	.462	13	13	2	6	11	2	0	1	2	0	0	0	1	0	4	0	0
Cerv	.158	18	57	3	9	18	3	0	2	6	1	1	0	1	0	8	0	0
Chance	.000	5	5	0	0	0	0	0	0	0	0	0	0	0	0	2	0	0
Clevenger	.000	12	3	0	0	0	0	0	0	0	0	0	0	0	0	1	0	0
Donohue	.148	38	27	0	4	5	1	0	0	1	0	0	0	0	0	7	0	0
Duren	.040	40	25	2	1	1	0	0	0	3	1	0	0	3	0	15	0	0
Fowler	.077	53	13	1	1	1	0	0	0	0	3	0	0	0	0	3	0	0
Fregosi	.222	11	27	7	6	6	0	0	0	3	1	0	0	1	0	4	0	0
Garver	.000	12	6	0	0	0	0	0	0	1	0	0	0	0	0	3	0	0
Grba	.234	42	64	8	15	24	3	0	2	11	8	1	1	6	0	17	0	0
Hamlin	.209	42	91	4	19	25	3	0	1	5	1	1	1	11	2	9	0	1
Heman	.000	6	1	0	0	0	0	0	0	0	0	0	0	0	0	1	0	0
Hunt	.255	149	479	70	122	232	29	3	25	84	3	6	4	49	1	120	8	2
James	.000	43	13	3	0	0	0	0	0	0	0	0	1	0	0	5	0	0
Johnson	.000	1	0	0	0	0	0	0	0	0	0	0	0	0	0	0	0	0
Kline	.097	26	31	0	3	3	0	0	0	0	3	0	0	1	0	17	0	0
Kluszewski	.243	107	263	32	64	121	12	0	15	39	0	3	0	24	5	23	0	0
Koppe	.251	91	338	46	85	116	12	2	5	40	6	2	1	45	0	77	3	3
Leek	.226	57	199	16	45	71	9	1	5	20	3	0	2	7	0	54	0	1
McBride	.084	45	83	5	7	10	3	0	0	2	6	0	0	3	0	35	0	0
Moeller	.207	35	29	2	6	7	1	0	0	2	1	0	0	8	0	14	0	0
Moran	.260	54	173	17	45	60	7	1	2	22	6	1	1	17	1	16	0	0
Morgan	.083	59	12	1	1	1	0	0	0	0	0	0	1	0	4	0	0	0
Pearson	.288	144	427	92	123	171	21	3	7	41	7	2	3	96	1	40	11	3
Rice	.241	44	83	11	20	36	4	0	4	11	3	1	0	20	5	19	0	1
Rodgers	.321	16	56	8	18	26	2	0	2	13	0	0	0	1	0	6	0	0
Sadowski	.232	69	164	16	38	63	13	0	4	12	2	1	0	11	1	33	2	3
Satriano	.198	35	96	15	19	29	5	1	1	8	1	0	1	12	0	16	2	0
Semproch	.000	2	0	0	0	0	0	0	0	0	0	0	0	0	0	0	0	0
Spring	.000	18	8	0	0	0	0	0	0	3	0	0	0	1	0	5	0	0
Sprout	.000	1	0	0	0	0	0	0	0	0	1	0	0	0	0	0	0	0
Tanner	.125	7	8	0	1	1	0	0	0	0	0	0	0	2	0	2	0	0
Thomas, G.	.280	79	282	39	79	132	12	1	13	59	3	2	3	21	1	66	3	6
Thomas, L.	.284	130	450	77	128	221	11	5	24	70	2	3	2	47	2	74	0	5
Throneberry	.194	24	31	1	6	7	1	0	0	0	1	0	0	5	0	10	0	0
Wagner	.280	133	453	74	127	234	19	2	28	79	0	7	3	48	2	65	5	1
Yost	.202	76	213	29	43	56	4	0	3	15	2	0	2	50	0	48	0	1
TOTALS	.245	161	5424	744	1331	2160	218	22	189	700	80	37	30	681	25	1068	37	28

1961 ANGELS PITCHING

PITCHER	W-L	ERA	G	GS	CG	SHO	SV	IP	H	R	ER	HR	HB	BB	IB	SO	WP	BK
Bowfield	11-8	3.73	41	21	4	1	0	157	154	75	65	18	1	63	3	88	3	0
Casale	1-5	6.54	13	7	0	0	0	42.2	52	34	31	9	1	25	0	35	6	0
Chance	0-2	7.00	5	4	0	0	0	18	33	15	14	0	1	5	1	11	1	0
Clevenger	2-1	1.69	12	0	0	0	1	16	13	5	3	1	0	13	1	11	1	0
Donohue	4-6	4.31	38	7	0	0	1	100.1	93	48	48	16	0	50	5	79	2	0
Duren	6-12	5.18	40	14	1	1	2	99	87	70	57	13	3	75	1	108	7	0
Fowler	5-8	3.64	53	3	0	0	11	89	68	42	36	12	0	29	3	78	1	0
Garver	0-3	5.59	12	2	0	0	0	29	40	18	18	2	0	16	0	9	1	0
Grba	11-13	4.25	40	30	8	0	2	212	197	119	100	26	7	114	10*	105	6	1
Heman	0-0	1.80	6	0	0	0	0	10	4	3	2	1	1	2	0	2	0	0
James	0-2	5.30	36	3	0	0	0	71.1	66	44	42	12	2	54	1	41	5	0
Kline	3-6	4.90	26	12	0	0	0	104.2	119	62	57	16	1	44	5	70	2	1
McBride	12-15	3.64	38	36	11	1	1	242	229	114	98	28	7	102	4	180	8	0
Moeller	4-8	5.81	33	18	1	1	0	113	122	80	73	15	2	83	0	87	8	0
Morgan	8-2	2.35	59	0	0	0	10	92	74	31	24	7	5	17	3	39	0	0
Semproch	0-0	9.00	2	0	0	0	0	1	1	2	1	0	0	3	0	1	1	0
Spring	3-0	4.26	18	4	0	0	0	38	35	19	18	4	3	15	2	27	1	0
Sprout	0-0	4.50	1	1	0	0	0	4	4	3	2	0	0	3	0	2	0	0
TOTALS	70-91	4.31	161	161	25	5	28	1439	1391	784	689	180	34	713	39	973	53	2

WIN STREAK: 7, July 2-7

* Led or tied league

LOSING STREAK: 9, June 11-16



1962 ANGELS BATTING

PLAYER	AVG	G	AB	R	H	TB	2B	3B	HR	RBI	SH	SF	HP	BB	IBB	SO	SB	CS
Averill	.219	92	187	21	41	62	9	0	4	22	0	1	1	43	3	47	0	0
Belinsky	.167	34	60	1	10	10	0	0	0	2	2	0	0	7	0	24	0	0
Bilko	.287	64	164	26	47	82	9	1	8	38	0	7	2	25	0	35	1	1
Botz	.000	35	9	1	0	0	0	0	0	0	1	0	0	0	0	3	0	0
Bowsfield	.162	44	37	7	6	7	1	0	0	1	4	0	0	6	0	15	0	0
Burgess	.196	87	143	17	28	43	7	1	2	13	2	2	0	36	8	20	2	0
Burke	.266	19	64	8	17	30	1	0	4	14	0	0	1	5	1	11	0	0
Chance	.062	50	65	1	4	4	0	0	0	1	7	0	0	3	0	29	0	0
Console	.100	28	20	4	2	2	0	0	0	0	0	0	0	0	0	11	2	0
Coughtry	.182	11	22	0	4	4	0	0	0	2	0	0	0	0	0	6	0	0
Darwin	.000	1	1	0	0	0	0	0	0	0	0	0	0	0	0	1	0	0
Donohue	.250	12	4	1	1	1	0	0	0	1	1	0	0	1	0	2	0	0
Duren	.067	42	15	1	1	2	1	0	0	0	1	0	0	0	0	9	0	0
Fowler	.273	48	11	1	3	3	0	0	0	4	0	0	0	1	0	2	0	0
Frugosi	.291	58	175	15	51	71	3	4	3	23	2	1	0	18	1	27	2	1
Grba	.207	42	58	5	12	16	1	0	1	7	3	0	0	4	0	14	0	0
Hunt	.182	13	11	4	2	5	0	0	1	1	0	0	0	1	0	5	1	0
Kirkpatrick	.000	3	6	0	0	0	0	0	0	0	0	0	0	0	0	2	0	0
Koppe	.227	128	375	47	85	113	16	0	4	40	9	5	2	73	3	84	2	1
Lee	.184	27	49	0	9	10	1	0	0	1	2	0	0	0	0	18	0	0
Leek	.143	7	14	0	2	2	0	0	0	0	0	0	0	0	0	6	0	0
Leja	.000	7	16	0	0	0	0	0	0	1	0	0	0	1	0	6	0	0
McBride	.164	24	55	6	9	14	2	0	1	2	0	0	0	0	0	23	0	0
Moran	.282	160	659	90	186	268	25	3	17	74	14	5	4	39	2	80	5	1
Morgan	.000	48	6	0	0	0	0	0	0	0	2	0	0	0	0	3	0	0
Navarro	.500	9	2	0	1	1	0	0	0	0	0	0	0	0	0	0	0	0
Newman	.000	4	1	0	0	0	0	0	0	0	0	0	0	0	0	0	0	0
Nuxhall	.000	5	0	0	0	0	0	0	0	0	0	0	0	0	0	0	0	0
Osinski	.000	33	11	1	0	0	0	0	0	1	0	1	1	1	0	3	0	0
Pearson	.261	160	614	115★	160	216	29	6	5	42	7	1	1	95	3	36	15	6
Rodgers	.258	155	565	65	146	210	34	6	6	61	6	8	0	45	6	68	1	8
Sadowski	.200	27	55	4	11	18	4	0	1	3	0	0	0	2	0	14	1	0
Satriano	.421	10	19	4	8	16	2	0	2	6	0	0	0	0	0	1	0	0
Simpson	.250	6	8	1	2	3	1	0	0	1	0	0	0	2	0	3	0	0
Spring	.091	57	11	0	1	1	0	0	0	0	1	0	0	0	0	7	0	0
Tanner	.125	7	8	0	1	1	0	0	0	0	0	0	0	0	0	0	0	0
Thomas, G.	.238	56	181	13	43	69	10	2	4	12	0	0	1	21	0	37	0	0
Thomas, L.	.290	160	583	88	169	272	21	2	26	104	4	4	6	55	3	74	6	1
Torres	.259	127	451	44	117	177	19	4	11	74	4	4	4	28	5	73	0	0
Wagner	.268	160	612	96	164	306	21	5	37	107	7	4	5	50	4	87	7	5
Windhorn	.178	40	45	9	8	14	6	0	0	1	1	0	0	7	1	10	1	1
Witt	.333	5	3	0	1	1	0	0	0	0	0	0	0	0	0	0	0	0
Yost	.240	52	104	22	25	36	9	1	0	10	0	1	1	30	0	21	0	2
TOTALS	.250	162	5499	718	1377	2090	232	35	137	667	82	43	29	602	40	917	46	27

1962 ANGELS PITCHING

PITCHER	W-L	ERA	GS	CG	SHO	SV	IP	H	R	ER	HR	HB	BB	IB	SO	WP	BK	
Belinsky	10-11	3.56	33	31	5	3	1	187.1	149	86	74	12	13	122★	3	145	9	0
Botz	2-1	3.43	35	0	0	0	2	63	71	30	24	7	2	11	0	24	0	1
Bowsfield	9-8	4.40	34	25	1	0	1	139	154	82	68	12	2	40	0	52	3	0
Chance	14-10	2.96	50	24	6	2	8	207	195	83	68	14	5	66	5	127	2	0
Darwin	0-1	12.00	1	1	0	0	0	3.1	8	6	4	0	0	4	0	6	0	0
Donohue	1-0	3.70	12	1	0	0	0	24.1	24	14	10	4	2	11	0	14	1	0
Duren	2-9	4.44	42	3	0	0	8	71	53	38	35	1	6	57	2	74	4	1
Fowler	4-3	2.81	48	0	0	0	5	77	67	25	24	6	1	25	3	38	1	0
Grba	8-9	4.55	40	29	1	0	1	176	185	101	89	19	2	75	5	90	4	1
Lee	8-8	3.11	27	22	4	2	1	153.1	153	64	53	12	3	39	1	74	2	0
McBride	11-5	3.50	24	23	6	4	0	149.1	136	66	58	9	9	70	3	83	5	0
Morgan	5-2	2.90	48	0	0	0	9	59.1	53	23	19	6	1	19	6	29	2	0
Navarro	1-1	4.80	9	0	0	0	0	15	20	9	8	2	0	4	2	11	3	0
Newman	0-1	10.50	4	1	0	0	0	6.1	11	7	7	0	0	3	1	4	0	0
Nuxhall	0-0	10.80	5	0	0	0	0	5.1	7	6	6	0	1	5	0	2	0	0
Osinski	6-4	2.82	33	0	0	0	4	54.1	45	22	17	3	0	30	3	44	1	0
Spring	4-2	4.02	57	0	0	0	6	65	66	32	29	7	2	30	10	31	2	0
Witt	1-1	8.10	5	2	0	0	0	10	15	12	9	4	0	5	0	10	0	0
TOTALS	86-76	3.70	162	162	23	15	46	1466	1412	706	602	118	49	616	44	858	39	3

WIN STREAK: 5, June 8-12 & July 17-21

LOSING STREAK: 6, Sept. 12-18

CLUB HISTORY

YEAR BY YEAR STATISTICAL REVIEW



1963 ANGELS BATTING

PLAYER	AVG	G	AB	R	H	TB	2B	3B	HR	RBI	SH	SF	HP	BB	IBB	SO	SB	CS
Belinsky	.074	13	27	0	2	2	0	0	0	1	0	0	0	1	0	11	0	0
Chance	.150	45	80	5	12	13	1	0	0	3	7	0	0	2	0	38	0	0
Dees	.307	60	202	23	62	84	11	1	3	27	3	3	8	11	1	31	3	3
Duliba	.000	6	1	0	0	0	0	0	0	0	0	0	0	0	0	0	0	0
Foiles	.214	41	84	8	18	33	1	1	4	10	1	0	1	8	1	13	0	0
Fowler	.222	57	9	3	2	2	0	0	0	0	2	0	0	1	0	5	0	0
Foytack	.267	26	15	0	4	4	0	0	0	2	0	0	0	1	0	4	0	0
Fregosi	.287	154	592	83	170	250	29	12	9	50	9	5	0	36	3	104	2	2
Gateway	.000	4	8	0	0	0	0	0	0	0	0	0	0	0	0	5	0	0
Grba	.000	13	3	0	0	0	0	0	0	0	0	0	0	1	0	1	0	0
Hunt	.183	59	142	17	26	49	6	1	5	16	2	0	0	15	2	49	0	1
Kirkpatrick	.195	34	77	4	15	26	5	0	2	7	0	1	1	6	0	19	1	0
Koppe	.210	76	143	11	30	39	4	1	1	12	1	2	1	9	1	30	0	0
Kostro	.222	43	99	6	22	32	2	1	2	10	0	1	0	6	0	17	0	0
Lee, D.	.156	40	45	2	7	8	1	0	0	1	7	0	0	0	0	17	0	0
Lee, M.	.000	6	7	0	0	0	0	0	0	0	0	0	0	0	0	2	0	0
McBride	.172	38	87	9	15	23	6	1	0	6	5	3	0	1	0	32	0	0
Moeller	.000	3	0	0	0	0	0	0	0	0	0	0	0	0	0	0	0	0
Moran	.275	153	597	67	164	224	29	5	7	65	10	7	3	31	2	57	1	1
Morgan	.000	13	1	0	0	0	0	0	0	0	0	0	0	0	0	1	0	0
Navarro	.200	57	15	1	3	3	0	0	0	0	1	0	0	2	0	5	0	0
Nelson	.091	39	11	0	1	1	0	0	0	0	0	0	0	0	0	3	0	0
Newman	.250	12	16	1	4	4	0	0	0	0	0	0	0	0	0	7	0	0
Osinski	.111	47	45	3	5	5	0	0	0	2	2	1	1	0	0	11	0	0
Pearson	.304	154	578	92	176	230	26	5	6	47	10	1	3	92	5	37	17	10
Perry	.253	61	166	16	42	60	9	0	3	14	1	2	3	9	2	31	1	1
Piersall	.308	20	52	4	16	17	1	0	0	4	3	0	0	5	0	5	0	1
Rodgers	.233	100	300	24	70	88	6	0	4	23	7	2	2	29	2	35	2	2
Sadowski, E.	.172	80	174	24	30	45	1	1	4	15	2	1	0	17	5	33	2	1
Sadowski, R.	.250	88	144	12	36	45	6	0	1	22	1	2	0	15	2	34	2	1
Satriano	.180	23	50	1	9	10	1	0	0	2	0	0	0	9	2	10	0	0
Spring	.333	45	3	0	1	1	0	0	0	0	0	0	0	0	0	2	0	0
Thomas, G.	.210	53	167	14	35	56	7	1	4	15	1	0	1	9	1	32	0	0
Thomas, L.	.220	149	528	52	116	167	12	6	9	55	2	2	9	53	6	82	6	0
Torres	.261	138	463	40	121	167	32	1	4	51	5	6	3	30	0	73	1	0
Turley	.160	19	25	2	4	8	1	0	1	3	0	0	0	0	0	7	0	0
Wagner	.291	149	550	73	160	251	11	1	26	90	0	7	7	49	8	73	5	7
TOTALS	.250	161	5506	597	1378	1947	208	38	95	551	84	46	431	448	43	916	43	30

1963 ANGELS PITCHING

PITCHER	W-L	ERA	G	GS	CG	SHO	SV	IP	H	R	ER	HR	HB	BB	IB	SO	WP	BK
Belinsky	2-9	5.73	13	13	2	0	0	77	78	54	49	12	4	35	2	60	2	0
Chance	13-18	3.19	45	35	6	2	3	248	229	109	88	10	10	90	7	168	7	1
Duliba	1-1	1.13	6	0	0	0	1	7.2	3	1	1	0	0	6	0	4	0	0
Fowler	5-3	2.43	57	0	0	0	7	89	70	26	24	5	0	19	8	53	1	0
Foytack	5-5	3.71	25	8	0	0	1	70.1	68	35	29	9	0	29	6	37	1	1
Gateway	1-1	1.50	4	3	1	0	0	24	12	5	4	0	0	16	0	13	2	0
Grba	1-2	4.76	12	1	0	0	0	17.1	14	9	9	2	1	10	1	5	1	0
Lee, D.	8-11	3.68	40	22	3	2	1	154	148	74	63	12	9	51	4	89	5	0
Lee, M.	1-1	3.81	6	4	0	0	0	26	30	11	11	3	1	14	0	11	3	0
McBride	13-12	3.26	36	36	11	2	0	251	198	101	91	22	14	82	1	147	6	0
Moeller	0-0	6.75	3	0	0	0	0	2.2	5	2	2	1	0	1	0	2	1	1
Morgan	0-0	5.63	13	0	0	0	1	16.1	20	11	10	1	3	6	1	7	1	0
Navarro	4-5	2.90	57	0	0	0	5	90.1	75	36	29	7	2	32	6	53	4	0
Nelson	2-3	5.26	36	3	0	0	1	52.2	55	34	31	7	2	32	5	41	4	0
Newman	1-5	5.32	12	8	0	0	0	44	56	27	26	6	2	15	2	16	2	1
Osinski	8-8	3.28	47	16	4	1	0	159.1	145	66	58	15	2	80	6	100	6	0
Spring	3-0	3.08	45	0	0	0	1	38	40	18	13	3	0	9	0	13	0	1
Turley	2-7	3.30	19	12	3	2	0	87.1	71	41	32	5	2	51	6	70	2	0
TOTALS	70-91	3.52	161	161	30	13	21	1455	1317	660	570	120	52	578	55	889	48	5

WIN STREAK: 5, June 15-19 & July 27-30

LOSING STREAK: 10, June 30-July 12

1964 ANGELS BATTING

PLAYER	AVG	G	AB	R	H	TB	2B	3B	HR	RBI	SH	SF	HP	BB	IBB	SO	SB	CS
Adcock	.268	118	366	39	98	174	13	0	21	64	0	1	0	48	4	61	0	2
Belinsky	.095	23	42	2	4	5	1	0	0	1	5	0	0	2	0	11	0	0
Brunet	.182	10	11	0	2	2	0	0	0	1	1	0	1	0	0	5	0	0
Chance	.079	46	89	3	7	7	0	0	0	0	8	0	0	3	0	53	0	0
Clinton	.248	91	306	30	76	121	18	0	9	38	3	3	1	31	0	40	3	0
Dees	.077	26	26	3	2	3	1	0	0	1	0	0	1	1	0	4	1	2
Duliba	.000	58	5	1	0	0	0	0	0	0	1	0	0	0	0	2	0	0
Foiles	.250	4	4	0	1	1	0	0	0	0	0	0	0	0	0	2	0	0
Fowler	.000	4	1	0	0	0	0	0	0	0	0	0	0	0	0	1	0	0
Foytack	.000	2	0	0	0	0	0	0	0	0	0	0	0	0	0	0	0	0
Fregosi	.277	147	505	86	140	234	22	9	18	72	6	4	4	72	2	87	8	3
Gatewood	.100	23	20	3	2	2	0	0	0	1	0	0	0	0	0	13	0	0
Green	.250	39	92	13	23	31	2	0	2	4	0	1	1	10	0	8	2	0
Hiatt	.375	9	16	2	6	6	0	0	0	2	0	0	0	2	0	3	0	0
Kelso	.000	10	6	1	0	0	0	0	0	0	0	0	0	1	0	5	0	0
Kirkpatrick	.242	75	219	20	53	78	13	3	2	22	0	4	2	23	6	30	2	2
Knoop	.216	162	486	42	105	136	8	1	7	38	7	3	5	46	6	109	3	2
Koppe	.257	54	113	10	29	35	4	1	0	6	2	0	0	14	1	16	0	0
Latman	.125	40	40	2	5	7	2	0	0	4	2	0	0	0	0	9	0	0
Lee, D.	.261	33	23	2	6	8	2	0	0	2	0	0	0	1	0	5	0	0
Lee, R.	.000	64	22	0	0	0	0	0	0	0	0	0	0	1	0	19	0	0
McBride	.214	29	28	0	6	6	0	0	0	2	2	0	1	6	0	7	0	0
Meyer	.000	6	5	0	0	0	0	0	0	2	0	0	0	0	0	3	0	0
Moran	.268	50	198	26	53	65	10	1	0	11	6	1	1	13	1	20	1	3
Navarro	.000	5	2	0	0	0	0	0	0	0	0	0	0	0	0	2	0	0
Newman	.180	39	61	5	11	14	0	0	1	3	5	0	0	4	0	23	0	0
Osinski	.056	47	18	1	1	1	0	0	0	2	0	0	0	1	0	5	0	0
Pearson	.223	107	265	34	59	72	5	1	2	16	4	0	1	35	2	22	6	4
Perry	.276	70	221	19	61	80	8	1	3	16	1	1	0	14	0	52	1	1
Piersall	.314	87	255	28	80	97	11	0	2	13	4	1	0	16	1	32	5	3
Power	.249	68	221	17	55	70	6	0	3	13	4	3	1	8	0	14	1	1
Reichardt	.162	11	37	0	6	6	0	0	0	0	0	0	0	1	1	12	1	0
Rodgers	.243	148	514	38	125	161	18	3	4	54	7	7	4	40	11	71	4	3
Satriano	.200	108	225	18	51	63	9	0	1	17	2	2	0	30	3	37	0	2
Schaal	.125	17	32	3	4	4	0	0	0	0	0	0	0	2	0	5	0	1
Simpson	.140	21	50	11	7	14	1	0	2	4	0	0	0	8	0	15	2	2
Smith	.301	118	359	46	108	167	14	6	11	51	1	3	2	8	1	39	7	5
Spring	.000	6	0	0	0	0	0	0	0	0	0	0	0	0	0	0	0	0
Sukla	.000	2	0	0	0	0	0	0	0	0	0	0	0	0	0	0	0	0
Thomas	.273	47	172	14	47	63	8	1	2	24	3	1	0	18	1	22	1	0
Torres	.231	100	277	25	64	110	10	0	12	28	0	2	1	13	0	56	1	3
TOTALS	.242	162	5362	544	1297	1843	186	27	102	508	78	37	26	472	40	920	49	39

1964 ANGELS PITCHING

PITCHER	W-L	ERA	G	GS	CG	SHO	SV	IP	H	R	ER	HR	HB	BB	IB	SO	WP	BK
Belinsky	9-8	2.86	23	22	4	1	0	135.1	120	45	43	8	6	49	5	91	10	1
Brunet	2-2	3.61	10	7	0	0	0	42.1	38	17	17	2	0	25	1	36	1	0
Chance	20-9	1.65	46	35	15	11	4	278.1	194	56	51	7	2	86	9	207	9	0
Duliba	6-4	3.61	58	0	0	0	9	72.1	80	35	29	5	1	22	3	33	3	0
Fowler	0-2	10.29	4	0	0	0	1	7	8	8	8	2	1	5	2	5	0	0
Foytack	0-1	15.43	2	0	0	0	0	2.1	4	4	4	2	0	2	1	1	0	0
Gatewood	3-3	2.24	15	7	0	0	0	60.1	59	18	15	4	1	12	1	25	2	0
Kelso	2-0	2.28	10	1	1	1	0	23.2	19	6	6	3	1	9	0	21	1	0
Latman	6-10	3.85	40	18	2	1	2	138	128	72	59	15	7	52	6	81	1	0
Lee, D.	5-4	2.71	33	8	0	0	2	89.2	99	39	27	6	1	25	1	73	1	0
Lee, R.	6-5	1.51	64	5	0	0	19	137	87	31	23	6	1	58	8	111	3	0
McBride	4-13	5.26	29	21	0	0	1	116.1	104	77	68	14	16	75	0	66	3	0
Meyer	1-1	5.00	6	5	0	0	0	18	25	10	10	2	2	13	0	13	0	0
Navarro	0-0	1.93	5	0	0	0	1	9.1	5	2	2	0	2	5	0	8	0	0
Newman	13-10	2.75	32	28	7	2	0	190	177	68	58	9	7	39	8	83	2	0
Osinski	3-3	3.48	47	4	1	1	2	93	87	47	36	8	2	39	7	88	4	0
Smith	1-4	2.84	15	1	0	0	0	31.2	34	13	10	5	1	10	1	20	2	0
Spring	1-0	2.70	6	0	0	0	0	3.1	3	1	1	1	0	3	1	0	0	0
Sukla	0-1	6.75	2	0	0	0	0	2.2	2	2	2	1	0	1	0	3	0	0
TOTALS	82-80	2.91	162	162	30	28	41	1450.2	1273	551	469	100	50	530	54	965	42	1

WIN STREAK: 11, June 16-26

LOSING STREAK: 5, May 27-June 1 & June 27-July 1



CLUB HISTORY

YEAR BY YEAR STATISTICAL REVIEW



1965 ANGELS BATTING

PLAYER	AVG	G	AB	R	H	TB	2B	3B	HR	RBI	SH	SF	HP	BB	IBB	SO	SB	CS
Adcock	.241	122	349	30	84	140	14	0	14	47	0	0	1	37	3	74	2	2
Brunet	.054	41	56	3	3	5	2	0	0	1	6	0	0	4	0	34	0	1
Cardenal	.250	134	512	58	128	188	23	2	11	57	3	6	2	27	1	72	37	17
Chance	.093	36	75	3	7	8	1	0	0	5	5	0	0	5	0	56	0	0
Cimoli	.000	4	5	1	0	0	0	0	0	1	0	1	0	0	0	2	0	0
Clinton	.243	89	222	29	54	75	12	3	1	8	2	1	1	23	1	37	2	3
Coates	.000	17	1	0	0	0	0	0	0	0	0	0	0	0	0	0	0	0
Dees	.156	12	32	1	5	5	0	0	0	1	0	0	0	1	1	8	1	2
Egan	.263	18	38	3	10	12	0	1	0	1	0	0	0	3	0	12	0	0
Fregosi	.277	161	602	66	167	245	19	7	15	64	15	8	4	54	4	107	13	5
Gateway	.214	46	14	1	3	4	1	0	0	0	0	0	0	2	0	5	0	1
Gotay	.247	40	77	6	19	26	4	0	1	3	1	0	0	4	2	9	0	0
Hernandez	.333	6	6	2	2	3	1	0	0	1	0	0	0	0	0	1	1	0
Kirkpatrick	.260	19	73	8	19	33	5	0	3	8	2	0	0	3	0	9	1	2
Knoop	.269	142	465	47	125	178	24	4	7	43	6	2	0	31	5	101	3	2
Koppe	.212	23	33	3	7	11	1	0	1	2	0	0	0	3	1	10	1	0
Latman	.000	18	2	0	0	0	0	0	0	0	0	0	0	0	0	1	0	0
Lee, D.	.333	10	3	0	1	2	1	0	0	0	0	0	0	0	0	1	0	0
Lee, R.	.143	69	21	1	3	6	0	0	1	3	4	0	1	0	0	7	0	0
Lopez	.203	52	69	10	14	19	2	0	1	2	7	1	0	2	0	23	1	0
McBride	.000	8	5	0	0	0	0	0	0	0	0	0	0	1	0	3	0	0
McGlothlin	.000	3	6	0	0	0	0	0	0	0	0	0	0	0	0	3	0	0
May	.200	30	30	2	6	9	3	0	0	1	2	0	1	4	0	15	0	0
Newman	.095	36	74	4	7	11	1	0	1	5	7	2	0	7	0	34	0	0
Pearson	.278	122	360	41	100	133	17	2	4	21	8	0	2	51	0	17	12	1
Piche	.000	14	1	0	0	0	0	0	0	0	0	0	0	0	0	0	0	0
Piersall	.268	53	112	10	30	45	5	2	2	12	3	0	1	5	1	15	2	2
Power	.259	124	197	11	51	63	7	1	1	20	6	0	1	5	1	13	2	2
Ranew	.209	41	91	12	19	26	4	0	1	10	2	2	0	7	0	22	0	0
Reichardt	.267	20	75	8	20	27	4	0	1	6	0	0	1	5	0	12	4	1
Rodgers	.209	132	411	33	86	109	14	3	1	32	4	8	3	35	9	61	4	5
Roof	.136	9	22	1	3	3	0	0	0	0	0	0	0	0	0	6	0	0
Sanford	.143	9	7	0	1	1	0	0	0	0	1	0	0	0	0	2	0	0
Satriano	.165	47	79	8	13	18	2	0	1	4	0	0	0	10	1	10	1	1
Schal	.224	155	483	48	108	151	12	2	9	45	7	4	1	61	8	88	6	3
Shockley	.187	40	107	5	20	28	2	0	2	17	0	2	1	9	0	16	0	0
Simpson	.222	8	27	2	6	7	1	0	0	3	0	1	0	2	0	8	1	0
Smith, B.G.	.228	23	57	1	13	16	3	0	0	5	1	1	1	2	0	10	0	1
Smith, W.	.261	136	459	52	120	194	14	9	14	57	1	5	1	32	10	60	9	8
Spangler	.260	51	96	17	25	26	1	0	0	1	0	0	0	8	0	9	4	0
Sukla	.000	25	0	0	0	0	0	0	0	0	0	0	0	0	0	0	0	0
Wantz	.000	1	0	0	0	0	0	0	0	0	0	0	0	0	0	0	0	0
TOTALS	.239	162	5354	527	1279	1827	200	36	92	486	93	44	22	443	48	973	107	59

1965 ANGELS PITCHING

PITCHER	W-L	ERA	G	GS	CG	SHO	SV	IP	H	R	ER	HR	HB	BB	IB	SO	WP	BK
Brunet	9-11	2.56	41	26	8	3	2	197	149	64	56	9	3	69	8	141	3	3
Chance	15-10	3.15	36	33	10	4	0	225.2	197	86	79	12	9	101	10	164	6	3
Coates	2-0	3.54	17	0	0	0	3	28	23	13	11	1	0	16	2	15	1	0
Gateway	4-5	3.42	46	3	0	0	0	92	91	41	35	5	1	37	3	37	9	0
Latman	1-1	2.84	18	0	0	0	0	31.2	30	12	10	3	0	16	3	18	2	0
Lee, D.	0-1	6.28	10	0	0	0	0	14.1	21	11	10	4	1	5	2	12	1	0
Lee, R.	9-7	1.92	69	0	0	0	23	131	95	35	28	11	1	42	8	89	1	1
Lopez	14-13	2.93	35	32	8	1	1	215.1	185	79	70	12	4	82	6	122	10	0
May	4-9	3.92	30	19	2	1	0	124	111	59	54	7	4	78	1	76	9	0
McBride	0-3	6.14	8	4	0	0	0	22	24	17	15	1	2	14	0	11	1	0
McGlothlin	0-3	3.50	3	3	1	0	0	18	18	9	7	1	0	7	1	9	0	0
Newman	14-16	2.93	36	36	10	2	0	260.2	225	94	85	15	1	64	10	109	6	1
Piche	0-3	6.86	14	1	0	0	0	19.2	20	15	15	5	0	12	2	14	1	0
Sanford	1-2	4.60	9	5	0	0	1	29.1	35	16	15	2	0	10	1	13	2	1
Sukla	2-3	4.50	25	0	0	0	3	32	32	16	16	3	1	10	2	15	0	0
Wantz	0-0	18.00	1	0	0	0	0	1	3	2	2	0	0	0	0	2	0	0
TOTALS	75-87	3.17	162	162	39	14	33	1441.2	1259	569	508	91	27	563	59	847	52	9

WIN STREAK: 5, May 3-7

LOSING STREAK: 5, June 23-27



1966 ANGELS BATTING

PLAYER	AVG	G	AB	R	H	TB	2B	3B	HR	RBI	SH	SF	HP	BB	IBB	SO	SB	CS
Adcock	.273	83	231	33	63	133	10	3	18	48	0	3	0	31	6	48	2	2
Bailey	.000	5	3	0	0	0	0	0	0	0	0	0	0	1	0	1	0	0
Brunet	.103	41	68	5	7	11	1	0	1	3	1	0	0	2	0	34	0	0
Burdette	.125	54	8	0	1	1	0	0	0	1	0	0	0	0	0	3	0	0
Cardenal	.276	154	561	67	155	224	15	3	16	48	3	4	4	34	5	69	24	11
Chance	.026	41	76	1	2	2	0	0	0	0	8	0	1	3	0	54	0	0
Coates	.091	9	11	1	1	1	0	0	0	0	0	0	0	0	0	9	0	0
Egan, D.	.000	11	1	0	0	0	0	0	0	0	0	0	0	0	0	0	0	0
Egan, T.	.000	7	11	0	0	0	0	0	0	0	0	0	0	1	0	5	0	0
Fregosi	.252	162	611	78	154	239	32	7	13	67	10	6	2	67	1	89	17	8
Hernandez	.043	58	23	19	1	1	0	0	0	2	1	1	0	1	0	4	1	1
Johnstone	.264	61	254	35	67	96	12	4	3	17	2	0	1	11	1	36	3	3
Kelso	.000	5	1	0	0	0	0	0	0	0	0	0	0	0	0	0	0	0
Kirkpatrick	.192	117	312	31	60	102	7	4	9	44	6	3	5	51	8	67	7	4
Knoop	.232	161	590	54	137	228	18	11	17	72	9	7	1	43	8	144	1	5
Lee	.000	61	11	1	0	0	0	0	0	0	3	0	0	3	0	8	0	0
Lopez, M.	.190	55	58	10	11	13	2	0	0	2	3	0	0	3	0	27	0	1
Lopez, R.	.000	5	0	0	0	0	0	0	0	0	0	0	0	0	0	0	0	0
Malzone	.206	82	155	6	32	43	5	0	2	12	0	1	0	10	1	11	0	0
McGlothlin	.059	19	17	0	1	3	0	1	0	1	0	0	0	2	0	10	0	0
Montanez	.000	8	2	2	0	0	0	0	0	0	0	0	0	0	0	2	1	0
Morton	.220	15	50	4	11	12	1	0	0	4	2	0	0	2	0	6	1	1
Newman	.200	21	30	0	6	6	0	0	0	3	3	0	0	2	0	8	1	0
Pearson	.000	2	3	0	0	0	0	0	0	0	0	0	0	0	0	1	0	0
Piersall	.211	75	123	14	26	31	5	0	0	14	6	2	0	13	0	19	1	2
Reed	.000	19	6	0	0	0	0	0	0	0	0	0	0	0	0	4	0	0
Reichardt	.288	89	319	48	92	153	5	4	16	44	1	1	13	27	3	61	8	4
Rodgers	.236	133	454	45	107	154	20	3	7	48	0	6	2	29	8	57	3	4
Rojas	.071	47	14	0	1	2	1	0	0	0	1	0	0	1	0	5	0	0
Rubio	.000	7	8	0	0	0	0	0	0	0	1	0	0	0	0	5	0	0
Sanford	.136	50	22	1	3	5	2	0	0	1	1	1	0	2	0	12	0	0
Satriano	.239	103	226	16	54	65	5	3	0	24	2	0	0	27	2	32	3	3
Schaal	.244	138	386	59	94	141	15	7	6	24	0	2	5	68	0	56	6	4
Siebern	.247	125	336	29	83	114	14	1	5	41	0	5	0	63	7	61	0	1
Smith	.185	90	195	18	36	46	3	2	1	20	2	3	3	12	2	37	1	0
Spangler	.667	6	9	2	6	6	0	0	0	0	0	0	0	2	0	2	0	0
Sukla	.000	12	1	0	0	0	0	0	0	0	0	0	0	0	0	1	0	0
Vinson	.182	13	22	3	4	9	2	0	1	6	0	0	1	5	0	9	0	0
Warner	.211	45	123	22	26	53	4	1	7	16	0	1	0	9	0	55	0	0
Wright	.103	24	29	0	3	3	0	0	0	1	3	0	0	0	0	0	0	0
TOTALS	.232	162	5360	604	1244	1897	179	54	122	562	69	46	38	525	52	1062	80	54

1966 ANGELS PITCHING

PITCHER	W-L	ERA	G	GS	CG	SHO	SV	IP	H	R	ER	HR	HB	BB	IB	SO	WP	BK
Brunet	13-13	3.31	41	32	8	2	0	212	183	88	78	21	5	106	8	148	4	4
Burdette	7-2	3.39	54	0	0	0	5	79.2	80	32	30	4	1	12	2	27	2	2
Chance	12-17	3.08	41	37	11	2	1	259.2	206	113	89	18	7	114	9	180	8	0
Coates	1-1	3.98	9	4	1	1	0	31.2	32	16	14	3	0	10	0	16	1	0
Egan, D.	0-0	4.40	11	0	0	0	0	14.1	17	7	7	2	0	6	2	11	0	1
Kelso	1-1	2.38	5	0	0	0	0	11.1	11	3	3	1	1	6	1	11	0	0
Lee	5-4	2.74	61	0	0	0	12	101.2	90	39	31	8	1	31	2	46	2	1
Lopez, M.	7-14	3.93	37	32	6	2	1	199	188	95	87	20	9	68	2	132	12	0
Lopez, R.	0-1	5.14	4	1	0	0	0	7	4	5	4	1	0	4	0	2	1	1
McGlothlin	3-1	4.52	19	11	0	0	0	67.2	79	37	34	9	1	19	0	41	6	1
Newman	4-7	4.73	21	19	1	0	0	102.2	112	54	54	7	6	31	2	42	5	0
Reed	0-1	2.93	19	1	0	0	1	43	39	14	14	5	0	15	2	17	1	0
Rojas	7-4	2.88	47	2	0	0	10	84.1	83	28	27	9	1	15	2	37	1	0
Rubio	2-1	2.96	7	4	1	1	0	27.1	22	10	9	2	1	16	1	27	2	0
Sanford	13-7	3.83	50	6	0	0	5	108	108	51	46	11	4	27	6	54	3	1
Sukla	1-1	6.48	12	0	0	0	1	16.2	18	12	12	4	0	6	0	8	0	0
Wright	4-7	3.74	20	13	3	1	0	91.1	92	39	38	11	1	25	4	37	1	0
TOTALS	80-82	3.56	162	162	31	12	36	1457.1	1364	643	577	136	38	511	43	836	49	11

WIN STREAK: 7, June 13-18

LOSING STREAK: 6, May 15-22



CLUB HISTORY

YEAR BY YEAR STATISTICAL REVIEW



1967 ANGELS BATTING

PLAYER	AVG	G	AB	R	H	TB	2B	3B	HR	RBI	SH	SF	HP	BB	IBB	SO	SB	CS
Brunet	.077	40	78	2	6	6	0	0	0	0	4	0	0	1	0	40	0	0
Burdette	.000	19	0	0	0	0	0	0	0	0	0	0	0	0	0	0	0	0
Cardenal	.236	108	381	40	90	131	13	5	6	27	6	1	2	15	0	63	10	5
Cimino	.417	46	12	1	5	5	0	0	0	0	0	0	0	0	0	4	0	0
Clark	.040	32	50	0	2	2	0	0	0	0	9	0	0	1	0	23	0	0
Coates	.333	25	3	0	1	2	1	0	0	0	0	0	0	0	0	1	0	0
Egan	.000	1	1	0	0	0	0	0	0	0	0	0	0	0	0	0	0	0
Fregosi	.290	151	590	75	171	233	23	6	9	56	7	0	5	49	2	77	9	6
Gabrielson	.083	11	12	2	1	1	0	0	0	2	0	0	0	2	0	4	0	0
Hall	.249	129	401	54	100	162	8	3	16	55	1	3	0	42	7	65	4	1
Hamilton	.158	26	38	1	6	6	0	0	0	1	2	0	0	0	0	16	0	0
Held	.220	58	141	15	31	46	3	0	4	17	5	0	2	18	0	41	0	2
Hibbs	.000	3	3	0	0	0	0	0	0	0	0	0	0	0	0	2	0	0
Johnstone	.209	79	230	18	48	63	7	1	2	10	2	0	0	5	0	37	3	2
Kelso	.105	69	19	0	2	2	0	0	0	0	2	0	0	0	0	13	0	0
Kirkpatrick	.000	3	8	0	0	0	0	0	0	0	0	0	0	0	0	2	0	0
Knoop	.245	159	511	51	125	180	18	5	9	38	6	2	1	44	13	136	2	2
Locke	.667	9	3	0	2	2	0	0	0	0	0	0	0	0	0	0	0	0
Lopez	.500	7	2	2	1	1	0	0	0	0	0	0	0	0	0	0	0	0
McFarlane	.227	12	22	0	5	5	0	0	0	3	0	1	0	1	0	7	0	0
McGlothlin	.140	32	57	5	8	9	1	0	0	4	7	0	0	3	0	26	0	0
Mincher	.273	147	487	81	133	237	23	3	25	76	2	1	4	69	9	69	0	3
Morton	.313	80	201	23	63	78	9	3	0	32	4	0	2	22	1	29	0	3
Newman	.000	3	1	0	0	0	0	0	0	0	0	0	0	0	0	0	0	0
Piersall	.000	5	3	0	0	0	0	0	0	0	1	0	0	0	0	2	0	0
Reichardt	.265	146	498	56	132	201	14	2	17	69	2	3	7	35	4	90	5	3
Repoz	.250	74	176	25	44	70	9	1	5	20	0	3	0	19	1	37	2	2
Rodgers	.219	139	429	29	94	131	13	3	6	41	6	4	2	34	5	55	1	4
Rodriguez	.238	29	130	14	31	39	3	1	1	8	1	0	0	2	0	21	1	0
Rojas	.059	72	17	0	1	1	0	0	0	1	3	0	0	1	0	10	0	0
Rubio	.333	3	3	1	1	1	0	0	0	0	0	0	0	1	0	0	0	0
Sanford	.200	12	15	0	3	5	0	1	0	1	2	0	0	1	0	9	0	0
Satriano	.224	90	201	13	45	64	7	0	4	21	1	0	0	28	3	25	1	0
Schaal	.188	99	272	31	51	80	9	1	6	20	7	4	1	38	3	39	2	2
Simmons	.222	14	9	1	2	3	1	0	0	1	1	0	0	0	0	3	0	0
Skowron	.220	62	123	8	27	34	2	1	1	10	0	0	4	4	1	18	0	0
Stubing	.000	5	5	0	0	0	0	0	0	0	0	0	0	0	0	4	0	0
Taylor	.308	23	52	5	16	22	3	0	1	3	0	0	0	4	0	8	0	0
Turner	.000	13	4	0	0	0	0	0	0	0	0	0	0	1	0	4	0	0
Wallace	.000	23	6	2	0	0	0	0	0	0	1	0	0	3	0	2	0	1
Weaver	.000	13	6	0	0	0	0	0	0	0	1	0	0	0	0	4	0	0
Werhas	.160	49	75	8	12	21	1	1	2	6	2	1	1	10	0	22	0	0
Willhite	.000	10	10	0	0	0	0	0	0	1	0	0	0	0	0	4	0	0
Wright	.273	23	22	4	6	8	2	0	0	1	3	0	0	0	0	9	0	0
TOTALS	.238	161	5307	567	1265	1851	170	37	114	524	88	23	31	453	49	1021	40	36

1967 ANGELS PITCHING

PITCHER	W-L	ERA	G	GS	CG	SHO	SV	IP	H	R	ER	HR	HB	BB	IB	SO	WP	BK
Brunet	11-19	3.31	40	37	7	2	1	250	203	99	92	19	4	90	9	165	5	0
Burdette	1-0	4.91	19	0	0	0	1	18.1	16	10	10	4	1	0	0	8	0	0
Cimino	3-3	3.26	46	1	0	0	1	88.1	73	38	32	12	2	31	4	80	2	0
Clark	12-11	2.59	32	30	1	1	0	174	144	69	50	15	6	69	0	81	12	1
Coates	1-2	4.30	25	1	0	0	0	52.1	47	26	25	5	4	23	5	39	2	0
Hamilton	9-6	3.24	26	20	0	0	0	119.1	104	47	43	6	1	63	3	74	11	0
Kelso	5-3	2.97	69	1	0	0	11	112	85	41	37	6	4	63	10	91	5	2
Locke	3-0	2.33	9	1	0	0	2	19.1	14	6	5	1	1	3	0	7	0	0
Lopez	0-2	9.00	4	3	0	0	0	9	11	10	9	1	0	9	0	6	2	1
McGlothlin	12-8	2.96	32	29	9	6	0	197.1	163	74	65	13	4	56	2	137	13	0
Newman	1-0	1.42	3	1	0	0	0	6.1	8	5	1	1	1	2	0	0	0	0
Rojas	12-9	2.52	72	0	0	0	27	121.2	106	45	34	7	3	38	17	83	5	1
Rubio	0-2	3.60	3	3	0	0	0	15	18	7	6	2	4	9	0	4	0	0
Sanford	3-2	4.47	12	9	0	0	0	48.1	53	26	24	6	0	7	1	21	0	1
Simmons	2-1	2.60	14	4	1	1	0	34.2	44	11	10	1	2	9	3	13	0	0
Turner	1-2	4.15	13	1	0	0	0	17.1	16	9	8	4	1	4	0	6	0	0
Weaver	3-0	2.67	13	2	0	0	1	30.1	26	11	9	2	1	9	2	20	1	0
Willhite	0-2	4.35	10	7	0	0	0	39.1	39	20	19	8	0	16	0	22	1	1
Wright	5-5	3.26	20	11	1	0	0	77.1	76	33	28	5	1	24	2	35	2	0
TOTALS	84-77	3.19	161	161	19	14	39	1430.1	1246	587	507	118	40	525	58	892	61	7

WIN STREAK: 7, July 17-25

LOSING STREAK: 7, Aug. 14-20



1968 ANGELS BATTING

PLAYER	AVG	G	AB	R	H	TB	2B	3B	HR	RBI	SH	SF	HP	BB	IBB	SO	SB	CS
Bennett	.077	16	13	0	1	1	0	0	0	0	2	0	0	0	0	9	0	0
Brunet	.081	39	74	3	6	6	0	0	0	2	4	0	1	2	0	38	0	1
Burgmeier	.000	71	2	7	0	0	0	0	0	0	0	0	1	0	0	1	0	0
Causey	.000	4	11	0	0	0	0	0	0	0	0	0	0	0	0	1	0	0
Cimino	.000	4	0	0	0	0	0	0	0	0	0	0	0	0	0	0	0	0
Clark	.107	21	28	2	3	3	0	0	0	0	3	0	0	0	0	14	0	0
Cottier	.194	33	67	2	13	19	4	1	0	1	0	0	0	2	0	15	0	0
Davalillo	.298	93	339	34	101	127	15	4	1	18	3	2	0	15	1	34	17	10
Egan	.116	16	43	2	5	9	1	0	1	4	0	0	0	2	0	15	0	0
Ellis	.045	42	44	3	2	2	0	0	0	7	0	2	0	0	0	21	0	0
Fregosi	.244	159	614	77	150	224	21	13	9	49	10	4	5	60	4	101	9	4
Hall	.214	46	126	15	27	33	3	0	1	8	0	0	0	16	3	19	1	0
Hamilton	.143	21	7	0	1	1	0	0	0	1	0	0	0	0	0	5	0	0
Harrelson	.100	10	10	0	1	1	0	0	0	0	0	0	0	0	0	8	0	0
Heffner	.000	7	0	0	0	0	0	0	0	0	0	0	0	1	0	0	0	0
Held	.111	33	45	4	5	6	1	0	0	0	1	0	2	5	0	15	0	0
Hinton	.195	116	267	28	52	89	10	3	7	23	2	3	0	24	3	61	3	1
Johnstone	.261	41	115	11	30	36	4	1	0	3	2	0	0	7	0	15	2	1
Kealey	.000	6	0	0	0	0	0	0	0	0	0	0	0	0	0	0	0	0
Kirkpatrick	.230	89	161	23	37	44	4	0	1	15	3	3	1	25	2	32	1	3
Knoop	.249	152	494	48	123	160	20	4	3	39	2	2	3	35	6	128	3	2
Llenas	.128	16	39	5	5	6	1	0	0	1	0	0	1	2	0	5	0	0
Locke	.000	29	3	0	0	0	0	0	0	0	0	0	0	0	0	0	0	0
McFarlane	.290	18	31	1	9	9	0	0	0	2	0	0	0	5	1	9	0	0
McGlothlin	.111	40	63	4	7	9	2	0	0	2	6	0	0	1	0	30	0	0
Messersmith	.100	29	20	1	2	3	1	0	0	1	4	0	0	0	0	10	0	0
Mincher	.236	120	399	35	94	147	12	1	13	48	6	6	4	43	6	65	0	2
Morton	.270	81	163	13	44	53	6	0	1	18	2	1	4	14	0	18	2	1
Murphy	.000	15	28	2	0	0	0	0	0	0	5	0	0	1	0	10	0	0
Pattin	.083	52	12	0	1	1	0	0	0	0	1	0	0	0	0	2	0	0
Reichardt	.255	151	534	62	136	225	20	3	21	73	3	4	18	42	2	118	8	7
Repoz	.240	133	375	30	90	139	8	1	13	54	2	8	3	38	3	83	8	7
Rodgers	.190	91	258	13	49	58	6	0	1	14	2	2	3	16	3	48	2	1
Rodriguez	.242	76	223	14	54	69	10	1	1	16	1	0	1	17	2	36	0	2
Rojas	.100	38	10	0	1	1	0	0	0	0	0	0	0	0	0	7	0	0
Satriano	.253	111	297	20	75	108	9	0	8	35	0	0	1	37	5	44	0	0
Schaal	.210	60	219	22	46	61	7	1	2	16	2	1	2	29	0	25	5	7
Sherry	.000	3	0	0	0	0	0	0	0	0	0	0	0	0	0	0	0	0
Spencer	.191	19	68	2	13	14	1	0	0	5	0	1	1	3	0	10	0	0
Tatum	.176	17	51	7	9	10	1	0	0	2	0	0	0	0	0	9	0	0
Trevino	.225	17	40	1	9	10	1	0	0	1	0	0	0	2	0	9	0	1
Weaver	.000	14	1	0	0	0	0	0	0	0	0	0	0	0	0	0	0	0
Wright	.216	51	37	7	8	10	2	0	0	2	2	0	0	2	0	11	0	0
TOTALS	.227	162	5331	498	1209	1694	170	33	83	453	75	37	52	447	41	1080	62	50

1968 ANGELS PITCHING

PITCHER	W-L	ERA	G	GS	CG	SHO	SV	IP	H	R	ER	HR	HB	BB	IB	SO	WP	BK
Bennett	0-5	3.54	16	7	1	0	1	48.1	46	22	19	6	4	17	0	36	0	0
Brunet	13-17	2.86	39	36	8	5	0	245.1	191	83	78	23	2	68	3	132	10	0
Burgmeier	1-4	4.33	56	2	0	0	6	72.2	65	41	35	5	0	24	3	33	1	0
Cimino	0-0	2.57	4	0	0	0	0	7	7	5	2	0	0	4	0	2	2	0
Clark	1-11	3.53	21	17	0	0	0	94.1	74	51	37	4	1	54	1	60	13	0
Ellis	9-10	3.95	42	24	3	0	2	164	150	80	72	22	6	56	4	93	1	0
Hamilton	3-1	3.32	21	2	1	0	2	38	34	15	14	0	0	15	1	18	5	0
Harrelson	1-6	5.08	10	5	1	0	0	33.2	28	23	19	4	1	26	0	22	4	0
Heffner	0-0	2.25	7	0	0	0	0	8	6	2	2	0	0	6	1	3	1	0
Kealey	0-1	2.70	6	0	0	0	0	10	10	3	3	0	0	5	2	4	0	0
Locke	2-3	6.44	29	0	0	0	2	36.1	51	29	26	3	1	13	3	21	2	1
McGlothlin	10-15	3.54	40	32	8	0	3	208.1	187	87	82	19	8	60	5	135	7	0
Messersmith	4-2	2.21	28	5	2	1	4	81.1	44	21	20	3	1	35	4	74	3	1
Murphy	5-6	2.17	15	15	3	0	0	99.1	67	30	24	5	5	28	0	56	2	0
Pattin	4-4	2.79	52	4	0	0	3	84	67	27	26	7	2	37	4	66	5	0
Rojas	4-3	4.25	38	0	0	0	6	55	55	29	26	11	0	15	4	33	5	0
Sherry	0-0	6.00	3	0	0	0	0	3	7	2	2	2	0	2	0	2	0	0
Weaver	0-1	2.38	14	0	0	0	0	22.2	22	7	6	4	0	10	2	8	0	0
Wright	10-6	3.94	41	13	2	1	3	125.2	123	58	55	13	2	44	6	71	7	0
TOTALS	67-95	3.43	162	162	29	11	32	1437	1234	615	548	131	33	519	43	869	68	2

WIN STREAK: 4, Apr. 28-May 1

LOSING STREAK: 6, Sept. 21-27

CLUB HISTORY

YEAR BY YEAR STATISTICAL REVIEW



1969 ANGELS BATTING

PLAYER	AVG	G	AB	R	H	TB	2B	3B	HR	RBI	SH	SF	HP	BB	IBB	SO	SB	CS
Allen	.500	4	2	0	1	2	1	0	0	0	0	0	0	0	0	0	0	0
Alomar	.250	134	559	60	140	157	10	2	1	30	3	0	0	36	2	48	18	3
Amaro	.222	41	27	4	6	6	0	0	0	1	5	0	0	4	0	6	0	0
Azcue	.218	80	248	15	54	63	6	0	1	19	1	4	2	27	11	28	0	1
Borbon	.000	22	3	0	0	0	0	0	0	0	0	0	0	0	0	1	0	0
Bradley	.000	3	0	0	0	0	0	0	0	0	0	0	0	0	0	0	0	0
Brown	.160	13	25	3	4	5	1	0	0	0	0	0	0	6	0	1	0	0
Brunet	.037	23	27	1	1	2	1	0	0	0	2	0	0	3	0	13	0	0
Chance	.143	5	7	0	1	1	0	0	0	1	0	0	0	0	0	4	0	0
Clark	.500	6	2	0	1	1	0	0	0	0	0	0	0	0	0	0	0	0
Cottier	.000	2	2	0	0	0	0	0	0	0	0	0	0	0	0	0	0	0
Cowan	.304	28	56	10	17	30	1	0	4	10	0	0	1	3	1	9	0	0
Davalillo	.155	33	71	10	11	14	1	1	0	1	0	0	1	6	1	5	3	0
Egan	.142	46	120	7	17	33	1	0	5	16	0	3	1	17	2	41	0	1
Fisher	.000	52	13	0	0	0	0	0	0	0	2	0	0	0	0	8	0	0
Fregosi	.260	161	580	78	151	221	22	6	12	47	7	4	1	93	7	86	9	2
Geishert	.000	11	9	1	0	0	0	0	0	0	0	0	0	1	0	3	0	0
Hicks	.083	37	48	6	4	13	0	0	3	8	0	1	0	13	1	18	0	1
Johnson	.203	67	133	10	27	35	8	0	0	9	1	1	3	10	1	19	5	1
Johnstone	.270	148	540	64	146	206	20	5	10	59	8	6	5	38	5	75	3	9
Kealey	.000	15	9	0	0	0	0	0	0	0	0	0	0	0	0	6	0	0
Knoop	.197	27	71	5	14	18	1	0	1	6	0	1	0	13	1	16	1	3
Llenas	.170	34	47	4	8	10	2	0	0	0	0	0	0	2	0	10	0	0
May	.082	44	49	1	4	4	0	0	0	0	1	0	0	4	0	22	0	0
McGlothlin	.121	37	58	0	7	9	2	0	0	1	5	0	0	3	0	21	0	0
Messersmith	.156	42	77	5	12	14	2	0	0	5	6	0	0	8	0	28	0	0
Morton	.244	87	172	18	42	75	10	1	7	32	1	2	3	28	1	29	0	0
Murphy	.141	36	171	2	10	12	2	0	0	4	5	1	0	3	0	26	0	0
Ortega	.000	5	0	0	0	0	0	0	0	0	0	0	0	0	0	0	0	0
Perez	.231	13	13	3	3	3	0	0	0	0	0	0	0	2	0	1	0	0
Priddy	.000	15	2	0	0	0	0	0	0	0	1	0	0	1	0	2	0	0
Reichardt	.254	137	493	60	125	183	11	4	13	68	6	7	8	43	5	100	3	6
Repoz	.164	103	219	25	36	63	1	1	8	19	3	1	0	32	2	52	1	3
Rodgers	.196	18	46	4	9	10	1	0	0	2	0	0	1	5	1	8	0	0
Rodriguez	.232	159	561	47	130	172	17	2	7	49	4	7	2	32	11	88	5	3
Satriano	.259	41	108	5	28	33	2	0	1	16	2	2	1	18	1	15	0	2
Spencer	.254	113	386	39	98	148	14	3	10	31	8	0	2	26	6	53	1	0
Stuart	.157	22	51	3	8	13	2	0	1	4	0	0	0	3	0	21	0	0
Tatum, J.	.318	10	22	2	7	7	0	0	0	0	0	0	0	0	0	6	0	1
Tatum, K.	.286	45	21	3	6	13	1	0	2	2	2	0	1	0	0	8	0	0
Voss	.261	133	349	33	91	116	11	4	2	40	2	1	0	35	6	40	5	3
Washburn	.000	8	0	0	0	0	0	0	0	0	0	0	0	0	0	0	0	0
Wilhelm	.000	44	8	0	0	0	0	0	0	0	0	0	0	0	0	6	0	0
Wolf	.000	2	0	0	0	0	0	0	0	0	0	0	0	0	0	0	0	0
Wright	.182	40	11	0	2	2	0	0	0	0	0	0	0	1	0	6	0	0
TOTALS	.230	163	5416	528	1221	1694	151	29	88	480	75	41	32	516	65	929	54	39

1969 ANGELS PITCHING

PITCHER	W-L	ERA	G	GS	CG	SHO	SV	IP	H	R	ER	HR	HB	BB	IB	SO	WP	BK
Allen	0-1	5.40	4	1	0	0	0	10	5	7	6	1	0	10	0	5	0	0
Borbon	2-3	6.15	22	0	0	0	0	41	55	31	28	5	4	11	2	20	2	0
Bradley	0-1	27.00	3	0	0	0	0	2	9	9	6	1	0	0	0	2	0	0
Brunet	6-7	3.84	23	19	2	2	0	100.2	98	51	43	15	1	39	4	56	4	1
Clark	0-0	5.59	6	1	0	0	0	9.2	12	6	6	2	0	7	1	6	0	0
Fisher	3-2	3.63	52	1	0	0	2	96.2	100	46	39	9	1	28	3	47	0	0
Geishert	1-1	4.65	11	3	0	0	1	31	32	18	16	4	1	7	3	18	0	0
Kealey	2-0	3.93	15	3	1	1	0	36.2	48	18	16	4	1	13	1	17	2	0
May	10-13	3.44	43	25	4	0	2	180.1	142	81	69	20	3	66	5	133	3	4
McGlothlin	8-16	3.18	37	35	4	1	0	201	188	86	71	19	5	58	1	96	5	1
Messersmith	16-11	2.52	40	33	10	2	2	250	169	81	70	17	5	100	7	211	16	1
Murphy	10-16	4.21	36	35	4	0	0	215.2	213	110	101	12	21	69	3	100	16	0
Ortega	0-0	10.13	5	0	0	0	0	8	13	13	9	3	0	7	1	4	0	0
Priddy	0-1	4.78	15	0	0	0	0	26.1	24	14	14	4	0	7	1	15	2	0
Tatum, K.	7-2	1.36	45	0	0	0	22	86.1	51	13	13	1	4	39	5	65	5	0
Washburn	0-2	7.94	8	2	0	0	0	11.1	21	11	10	0	1	5	0	4	1	0
Wilhelm	5-7	2.47	44	0	0	0	10	65.2	45	21	18	4	3	18	4	53	5	0
Wolf	0-0	11.57	2	0	0	0	0	2.1	3	3	3	1	0	3	0	2	0	0
Wright	1-8	4.10	37	5	0	0	0	63.2	66	33	29	4	1	30	5	31	3	0
TOTALS	71-91	3.54	163	163	25	9	39	1438.1	1294	652	566	126	51	517	46	885	64	7

WIN STREAK: 6, Aug. 23-29

LOSING STREAK: 10, May 16-25

CLUB HISTORY



1970 ANGELS BATTING

PLAYER	AVG	G	AB	R	H	TB	2B	3B	HR	RBI	SH	SF	HP	BB	IBB	SO	SB	CS
Allen	.000	8	4	0	0	0	0	0	0	0	0	0	0	0	0	1	0	0
Alomar	.251	162	672	82	169	197	18	2	2	36	11	2	1	49	2	65	35	12
Azcue	.242	114	351	19	85	106	13	1	2	25	1	3	2	24	4	40	0	0
Bradley	.167	17	18	0	3	4	1	0	0	1	3	0	0	1	0	9	0	0
Brown	.000	5	4	0	0	0	0	0	0	0	0	0	0	0	0	0	0	0
Cowan	.276	68	134	20	37	63	9	1	5	25	0	0	1	11	2	29	0	1
Cox	.000	3	0	0	0	0	0	0	0	0	0	0	0	0	0	0	0	0
Doyle	.000	40	3	0	0	0	0	0	0	0	0	0	0	0	0	3	0	0
Egan	.238	79	210	14	50	68	6	0	4	20	1	2	1	14	1	67	0	0
Fisher	.091	67	11	1	1	1	0	0	0	0	3	0	0	0	0	3	0	0
Fregosi	.278	158	601	95	167	276	33	5	22	82	2	4	3	69	3	92	0	2
Garrett	.067	32	15	0	1	1	0	0	0	0	1	0	0	1	0	9	0	0
Gonzalez	.304	26	92	9	28	33	2	0	1	12	2	0	1	2	0	11	3	2
Griffin	.127	18	55	2	7	8	1	0	0	4	1	0	0	6	1	5	0	0
Hicks	.250	4	4	0	1	1	0	0	0	0	0	0	0	0	0	2	0	0
Johnson	.3289	156	614	85	202	282	26	6	14	86	0	3	7	35	9	68	17	2
Johnstone	.238	119	320	34	76	129	10	5	11	39	3	3	1	24	6	53	1	0
Kealey	.250	17	4	0	1	1	0	0	0	0	0	0	0	0	3	0	0	0
LaRoche	.250	38	8	0	2	3	1	0	0	0	0	0	0	1	0	0	0	0
May	.087	38	69	0	6	8	2	0	0	2	2	1	0	4	0	31	0	0
McMullen	.232	124	422	50	98	155	9	3	14	61	1	3	3	59	10	81	1	0
Messersmith	.157	38	70	4	11	17	3	0	1	2	5	0	0	0	0	28	0	0
Murphy	.184	39	76	7	14	18	1	0	1	7	8	1	0	5	0	32	0	0
Oyler	.083	24	24	2	2	2	0	0	0	1	2	0	0	3	0	6	0	0
Perez	.000	3	3	0	0	0	0	0	0	0	0	0	0	0	0	0	0	0
Queen	.250	37	16	1	4	4	0	0	0	1	0	0	0	0	0	2	0	0
Reichardt	.167	9	6	1	1	1	0	0	0	1	0	1	0	3	1	0	0	0
Repoz	.238	137	407	50	97	180	17	6	18	47	6	2	3	45	6	90	4	2
Reynolds	.250	59	120	11	30	38	3	1	1	6	0	0	1	6	0	10	1	1
Rivers	.320	17	25	6	8	10	2	0	0	3	1	0	1	3	0	5	1	0
Rodriguez	.270	17	63	6	17	23	2	2	0	7	0	0	1	3	0	6	0	1
Ruiz	.243	68	107	10	26	31	3	1	0	12	4	1	1	7	1	16	3	0
Shank	.000	1	0	0	0	0	0	0	0	0	0	0	0	0	0	0	0	0
Silverio	.000	15	15	1	0	0	0	0	0	0	0	0	0	2	1	4	0	1
Spencer	.274	146	511	61	140	204	20	4	12	68	6	5	0	28	6	61	0	2
Tatum, J.	.238	75	181	28	43	50	7	0	0	6	1	1	0	17	1	35	1	0
Tatum, K.	.182	62	11	2	2	5	0	0	1	3	0	0	0	0	0	5	0	0
Voss	.243	80	181	21	44	63	4	3	3	30	1	5	2	23	2	18	2	1
Wolf	.000	4	0	0	0	0	0	0	0	0	0	0	0	0	0	0	0	0
Wright	.171	47	105	9	18	28	4	0	2	10	4	0	0	2	0	32	0	0
TOTALS	.251	162	5532	631	1391	2010	197	40	114	597	69	37	29	447	56	922	69	27

1970 ANGELS PITCHING

PITCHER	W-L	ERA	G	GS	CG	SHO	SV	IP	H	R	ER	HR	HB	BB	IB	SO	WP	BK
Allen	1-1	2.63	8	2	0	0	0	24	23	7	7	0	1	11	2	13	2	0
Bradley	2-5	4.13	17	11	1	1	0	69.2	71	38	32	3	1	33	6	53	5	0
Cox	0-0	3.86	3	0	0	0	0	2.1	4	1	1	0	0	0	0	3	0	0
Doyle	3-1	5.14	40	0	0	0	5	42	43	25	24	7	1	21	3	34	2	2
Fisher	4-4	3.04	67	2	0	0	8	130.1	117	51	44	15	2	35	1	74	6	1
Garrett	5-6	2.65	32	7	0	0	0	74.2	48	23	22	6	1	44	9	53	2	3
Kealey	1-0	4.15	17	0	0	0	1	21.2	19	11	10	2	0	6	2	14	0	0
LaRoche	4-1	3.44	38	0	0	0	4	49.2	41	20	19	6	4	21	6	44	1	1
May	7-13	4.01	38	34	2	2	0	208.2	190	102	93	20	3	81	7	164	8	2
Messersmith	11-10	3.01	37	26	6	1	5	194.2	144	75	65	21	6	78	6	162	2	0
Murphy	16-13	4.24	39	38	5	2	0	227	223	114	107	32	7	81	10	99	8	1
Queen	3-6	4.20	34	3	0	0	9	60	58	28	28	5	5	28	6	44	0	0
Shank	0-0	0.00	1	0	0	0	0	3	2	0	0	0	0	2	0	1	0	0
Tatum, K.	7-4	2.94	62	0	0	0	17	88.2	68	35	29	12	5	26	5	50	6	0
Wolf	0-0	5.06	4	0	0	0	0	5.1	3	3	3	1	0	4	0	5	2	0
Wright	22-12	2.83	39	39	7	2	0	260.2	226	97	82	24	7	88	4	110	8	0
TOTALS	86-76	3.48	162	162	21	10	49	1462.1	1280	630	566	154	43	559	67	923	52	10

WIN STREAK: 5, Apr. 7-12 & Sept. 27-Oct. 1

LOSING STREAK: 9, Sept. 4-12

CLUB HISTORY

YEAR BY YEAR STATISTICAL REVIEW



1971 ANGELS BATTING

PLAYER	AVG	G	AB	R	H	TB	2B	3B	HR	RBI	SH	SF	HP	BB	IBB	SO	SB	CS
Allen	.294	54	17	2	5	8	0	0	1	1	0	0	0	0	0	5	0	0
Alomar	.260	162	689	77	179	221	24	3	4	42	7	2	0	41	4	60	39	10
Berry	.221	111	298	29	66	92	17	0	3	22	3	4	3	18	0	33	3	2
Christensen	.270	29	63	4	17	18	1	0	0	3	2	0	0	6	1	5	0	1
Clark	.267	11	15	1	4	4	0	0	0	0	1	0	0	0	0	4	0	0
Conigliaro	.222	74	266	23	59	89	18	0	4	15	1	1	1	23	1	52	3	3
Cowan	.276	74	174	12	48	68	8	0	4	20	1	0	0	7	1	41	1	1
Fisher	.063	57	16	0	1	1	0	0	0	0	1	0	0	2	0	7	0	0
Fregosi	.233	107	347	31	81	113	15	1	5	33	5	3	5	39	6	61	2	1
Gonzalez	.245	111	314	32	77	99	9	2	3	38	2	3	3	28	5	28	0	1
Hassler	.000	6	5	0	0	0	0	0	0	0	1	0	0	0	0	1	0	0
Johnson	.260	65	242	19	63	77	8	0	2	21	1	1	2	15	3	34	5	2
Kusnyer	.154	6	13	0	2	2	0	0	0	0	0	0	0	0	0	3	0	0
LaRoche	.091	56	11	0	1	1	0	0	0	0	1	0	0	1	0	3	0	0
Lasher	.000	2	0	0	0	0	0	0	0	0	0	0	0	0	0	0	0	0
Maloney	.200	13	5	0	1	1	0	0	0	0	0	0	0	0	0	1	0	0
May	.147	32	68	2	10	11	1	0	0	4	2	0	0	4	0	40	0	0
McMullen	.250	160	593	63	148	234	19	2	21	68	4	4	3	53	10	74	1	1
Meoli	.000	7	3	0	0	0	0	0	0	0	0	0	0	0	0	1	0	0
Messersmith	.172	39	93	8	16	24	2	0	2	5	6	0	0	5	0	30	0	0
Moses	.227	69	181	12	41	65	8	2	4	15	1	1	0	10	4	34	0	0
Murphy	.173	37	75	5	13	16	3	0	0	6	6	0	0	2	0	19	0	0
O'Brien	.199	90	251	25	50	75	8	1	5	21	4	0	1	15	4	33	0	2
Parker	.229	20	70	4	16	21	0	1	1	6	0	0	0	2	0	20	1	1
Queen	.000	45	8	0	0	0	0	0	0	1	1	1	0	1	0	0	0	0
Repoz	.199	113	297	39	59	111	11	1	13	42	0	2	1	60	6	69	3	5
Reynolds, A.	.000	15	2	0	0	0	0	0	0	0	0	0	0	0	0	1	0	0
Reynolds, T.	.186	45	86	4	16	25	3	0	2	8	2	0	3	9	1	6	0	1
Rivers	.265	78	268	31	71	90	12	2	1	12	8	0	1	19	1	38	13	1
Ruiz	.263	31	19	4	5	5	0	0	0	3	0	0	0	2	0	7	1	0
Silverio	.333	3	3	0	1	1	0	0	0	0	0	0	0	0	0	0	0	0
Spencer	.237	148	510	50	121	200	21	2	18	59	6	5	3	48	7	63	0	1
Stephenson	.219	98	279	24	61	87	17	0	3	25	2	2	3	22	6	21	0	0
Torborg	.203	55	123	6	25	30	5	0	0	5	3	1	0	3	1	6	0	0
Wright	.154	40	91	4	14	19	3	1	0	5	9	1	0	6	0	27	0	1
Wynne	.000	3	0	0	0	0	0	0	0	0	0	0	0	0	0	0	0	0
TOTALS	.231	162	5495	511	1271	1808	213	18	96	477	83	31	29	441	61	827	72	34

1971 ANGELS PITCHING

PITCHER	W-L	ERA	G	GS	CG	SHO	SV	IP	H	R	ER	HR	HB	BB	IB	SO	WP	BK
Allen	4-6	2.49	54	1	0	0	15	94	75	29	26	4	0	40	8	72	5	2
Clark	2-1	2.86	11	7	1	1	1	44	36	15	14	6	2	28	2	28	4	0
Fisher	10-8	2.72	57	3	0	0	3	119	92	46	36	11	2	50	5	82	4	0
Hassler	0-3	3.86	6	4	0	0	0	18.2	25	10	8	0	1	15	2	13	2	0
LaRoche	5-1	2.50	56	0	0	0	9	72	55	21	20	3	1	27	10	63	2	0
Lasher	0-0	27.00	2	0	0	0	0	1.1	4	4	4	0	0	2	0	0	0	0
Maloney	0-3	5.04	13	4	0	0	0	30.1	35	18	17	3	1	24	2	13	3	0
May	11-12	3.02	32	31	7	2	0	208.1	160	74	70	12	2	87	6	156	0	0
Messersmith	20-13	2.99	38	38	14	4	0	276.2	224	112	92	16	7	121	6	179	9	0
Murphy	6-17	3.77	37	36	7	0	0	243.1	228	108	102	24	9	82	9	89	17	1
Queen	2-2	1.78	44	0	0	0	4	65.2	49	17	13	3	8	29	6	53	6	1
Reynolds, A.	0-3	4.61	15	1	0	0	0	27.1	32	15	14	2	0	18	5	15	1	0
Wright	16-17	2.99	37	37	10	2	0	276.2	225	105	92	17	3	82	10	135	7	0
Wynne	0-0	4.91	3	0	0	0	0	3.2	6	2	2	0	0	2	0	6	0	0
TOTALS	76-86	3.10	162	162	39	11	32	1481	1246	576	510	101	36	607	71	904	60	4

WIN STREAK: 7, Apr. 12-18

LOSING STREAK: 4, three times



1972 ANGELS BATTING

PLAYER	AVG	G	AB	R	H	TB	2B	3B	HR	RBI	SH	SF	HP	BB	IBB	SO	SB	CS
Allen	.118	42	17	0	2	2	0	0	0	0	3	0	0	0	0	8	0	0
Alomar	.239	155	610	65	146	175	20	3	1	25	6	3	0	47	5	55	20	12
Azcue	.000	3	2	0	0	0	0	0	0	0	0	0	0	0	0	1	0	0
Barber	.143	34	7	0	1	1	0	0	0	0	2	0	0	3	0	4	0	0
Berry	.289	119	409	41	118	154	15	3	5	39	12	1	2	35	2	47	5	3
Cardenas	.223	150	551	25	123	156	11	2	6	42	13	1	2	35	4	73	1	2
Clark	.097	27	31	0	3	3	0	0	0	0	1	0	0	1	0	14	0	0
Coletta	.300	14	30	5	9	13	1	0	1	7	0	0	0	1	0	4	0	0
Cowan	.000	3	3	0	0	0	0	0	0	0	0	0	0	0	0	2	0	0
Doyle	.000	2	0	0	0	0	0	0	0	0	0	0	0	0	0	0	0	0
Dukes	.000	7	0	0	0	0	0	0	0	0	0	0	0	0	0	0	0	0
Fisher	.118	43	17	1	2	2	0	0	0	1	0	0	0	0	0	8	0	0
Foster	.000	8	0	0	0	0	0	0	0	0	0	0	0	0	0	0	0	0
Hiatt	.289	22	45	4	13	18	0	1	1	5	0	0	0	5	0	11	0	0
Howard	.263	11	38	4	10	11	1	0	0	2	0	0	1	1	0	3	0	0
Kosco	.213	49	142	15	34	60	4	2	6	13	1	2	1	5	1	23	1	0
Kusnyer	.207	64	179	13	37	47	2	1	2	13	1	0	1	16	3	33	0	0
Lange	.000	2	3	0	0	0	0	0	0	0	0	0	0	0	0	0	0	0
Llenas	.266	44	64	3	17	20	3	0	0	7	0	2	0	3	0	8	0	0
May	.113	35	62	3	7	8	1	0	0	1	2	0	0	3	0	29	0	0
McMullen	.269	137	472	36	127	174	18	1	9	34	1	2	0	48	2	59	1	2
Messersmith	.189	26	53	2	10	13	3	0	0	0	2	0	0	3	0	13	1	0
Motton	.154	42	39	6	6	7	1	0	0	1	0	0	0	5	0	12	0	0
Murphy	.000	6	1	0	0	0	0	0	0	0	0	0	0	0	0	1	0	0
O'Brien	.179	36	39	10	7	12	2	0	1	1	0	0	0	6	0	10	0	0
Oliver	.269	134	509	47	137	222	20	4	19	70	0	5	3	27	8	97	4	3
Parker	.213	36	80	11	17	25	2	0	2	8	0	2	0	9	0	17	0	2
Pinson	.275	136	484	56	133	182	24	2	7	49	4	4	5	30	12	54	17	6
Queen	.000	17	2	0	0	0	0	0	0	0	0	0	0	1	0	1	0	0
Repoz	.333	3	3	0	1	1	0	0	0	0	0	0	0	0	0	2	0	0
Rivers	.214	58	159	18	34	44	6	2	0	7	8	0	1	8	1	26	4	3
Rose	.200	16	10	1	2	5	0	0	1	1	1	0	0	1	0	3	0	0
Ryan	.135	39	96	4	13	20	5	1	0	3	1	0	0	2	0	48	1	0
Sells	.000	10	0	0	0	0	0	0	0	0	0	0	0	0	0	0	0	0
Silverio	.167	13	12	1	2	2	0	0	0	0	0	0	0	0	0	5	0	0
Spencer	.222	82	212	13	47	55	5	0	1	14	0	1	0	12	1	25	0	1
Stanton	.251	127	402	44	101	158	15	3	12	39	2	2	4	22	4	100	2	3
Stephenson	.274	66	146	14	40	51	3	1	2	17	0	0	4	11	5	8	0	0
Torborg	.209	59	153	5	32	35	3	0	0	8	0	0	1	14	4	21	0	0
Wright	.217	35	83	7	18	30	6	0	2	13	6	0	0	4	0	25	0	0
TOTALS	.242	155	5165	454	1249	1706	171	26	78	420	66	25	25	358	52	850	57	37

1972 ANGELS PITCHING

PITCHER	W-L	ERA	G	GS	CG	SHO	SV	IP	H	R	ER	HR	HB	BB	IB	SO	WP	BK
Allen	3-7	3.48	42	6	0	0	5	85.1	76	38	33	7	3	55	5	53	8	0
Barber	4-4	2.02	34	3	0	0	2	58	37	16	13	4	1	30	11	34	1	0
Clark	4-9	4.50	26	15	2	0	1	109.2	105	59	55	10	2	55	2	61	7	0
Doyle	0-0	0.00	2	0	0	0	0	2.1	2	0	0	0	0	3	0	4	0	1
Dukes	0-1	1.64	7	0	0	0	1	11	11	3	2	1	1	0	0	8	1	0
Fisher	4-5	3.76	43	1	0	0	4	81.1	73	35	34	6	0	31	3	32	0	0
Foster	0-1	4.97	8	0	0	0	0	12.2	12	8	7	3	2	6	0	11	1	0
Lange	0-0	3.65	2	1	0	0	0	7.2	7	4	4	0	0	2	0	8	1	0
May	12-11	2.94	35	30	10	3	1	205.1	162	79	67	15	0	82	6	169	3	0
Messersmith	8-11	2.81	25	21	10	3	2	169.2	125	56	53	5	2	68	8	142	2	1
Murphy	0-0	5.40	6	0	0	1	0	10	13	6	6	0	0	8	1	2	1	0
Queen	0-0	4.35	17	0	0	0	0	31	31	17	15	2	3	19	1	19	1	0
Rose	1-4	4.22	16	4	0	0	0	42.2	49	25	20	9	0	19	5	39	0	1
Ryan	19-16	2.28	39	39	20	9★	0	284	166	80	72	14	10	157★	4	329★	18★	0
Sells	2-0	2.81	10	0	0	0	0	16	11	6	5	0	0	5	1	2	1	0
Wright	18-11	2.98	35	35	15	2	0	251	229	101	83	14	4	80	6	87	4	0
TOTALS	75-80	3.06	155	155	57	18	16	1377.2	1109	533	469	90	28	620	53	1000	49	3

WIN STREAK: 6, Sept. 24-30

LOSING STREAK: 6, July 16-21



CLUB HISTORY

YEAR BY YEAR STATISTICAL REVIEW



1973 ANGELS BATTING

PLAYER	AVG	G	AB	R	H	TB	2B	3B	HR	RBI	SH	SF	HP	BB	IBB	SO	SB	CS
Alomar	.238	136	470	45	112	121	7	1	0	28	12	3	0	34	1	44	25	10
Berry	.284	136	415	48	118	142	11	2	3	36	8	2	1	26	0	50	1	6
Brooks	.143	4	7	0	1	1	0	0	0	0	0	0	0	0	0	3	0	0
Chalk	.232	24	69	14	16	18	2	0	0	6	0	0	1	9	0	13	0	0
DaVanon	.245	41	49	6	12	15	3	0	0	2	0	0	0	3	0	9	1	2
Epstein	.215	91	312	30	67	103	8	2	8	32	0	2	5	34	2	54	0	0
Gallagher	.273	110	311	16	85	93	6	1	0	26	1	4	1	35	3	31	1	3
Grabarkewitz	.163	61	129	27	21	38	6	1	3	9	1	0	1	28	0	27	2	2
Howard	.095	8	21	2	2	2	0	0	0	1	0	1	0	1	0	6	0	0
Kusnyer	.125	41	64	5	8	10	2	0	0	3	0	1	0	2	0	12	0	1
Llenas	.269	78	130	16	35	39	1	0	1	25	2	4	1	10	0	16	0	0
McCraw	.265	99	264	25	70	86	7	0	3	24	0	1	2	30	1	42	3	2
Meoli	.223	120	305	36	68	88	12	1	2	23	3	5	0	31	1	38	2	4
Oliver	.265	151	544	51	144	224	24	1	18	89	0	4	5	33	7	100	1	1
Parker	.225	38	102	14	23	27	2	1	0	7	3	1	1	8	1	23	0	1
Pinson	.260	124	466	56	121	171	14	6	8	57	8	7	0	20	3	55	5	5
Rivers	.349	30	129	26	45	59	6	4	0	16	3	0	1	8	0	11	8	3
Robinson	.266	147	534	85	142	261	29	0	30	97	1	3	10	82	12	93	1	1
Sands	.273	17	33	5	9	16	2	1	1	5	0	0	0	5	1	10	0	0
Scheinblum	.328	77	229	28	75	98	10	2	3	21	2	1	1	35	6	27	0	0
Spencer	.241	29	87	10	21	35	4	2	2	11	1	1	1	9	1	9	0	0
Stanton	.235	119	306	41	72	109	9	2	8	34	2	2	2	27	2	88	3	3
Stelmaszek	.154	22	26	2	4	5	1	0	0	3	1	0	0	6	0	7	0	0
Stephenson	.246	60	122	9	30	38	5	0	1	9	2	0	1	7	1	7	0	0
Torborg	.220	102	255	20	56	66	7	0	1	18	7	1	0	21	0	32	0	2
Valentine	.302	32	126	12	38	50	5	2	1	13	3	2	0	5	0	9	6	1
TOTALS	.253	162	5505	629	1395	1915	183	29	93	595	60	45	34	509	42	816	59	47

1973 ANGELS DESIGNATED HITTERS

PLAYER	AVG	G	AB	R	H	TB	2B	3B	HR	RBI	SH	SF	HP	BB	IBB	SO	SB	CS
Grabarkewitz	.091	5	22	2	2	5	0	0	1	1	1	0	0	2	0	5	0	1
Llenas	.125	3	8	2	1	1	0	0	0	0	0	0	0	2	0	2	0	0
McCraw	.297	9	37	2	11	17	0	0	2	4	0	0	0	2	0	4	0	0
Oliver	.200	11	40	3	8	13	0	1	1	8	0	0	2	2	1	5	0	0
Parker	.000	2	2	0	0	0	0	0	0	0	0	0	0	0	0	2	0	0
Robinson	.260	127	466	75	121	224	25	0	26	84	1	3	9	76	10	82	1	1
Scheinblum	.417	7	24	4	10	14	1	0	1	2	0	0	0	5	1	3	0	0
Spencer	.000	1	3	0	0	0	0	0	0	0	0	0	0	1	0	1	0	0
TOTALS	.254	162	602	88	153	274	26	1	31	99	2	3	11	90	12	104	1	2

1973 ANGELS PITCHING

PITCHER	W-L	ERA	G	GS	CG	SHO	SV	IP	H	R	ER	HR	HB	BB	IB	SO	WP	BK
Allen	0-0	10.38	5	0	0	0	1	8.2	15	10	10	0	0	5	0	4	2	0
Barber	3-2	3.53	50	1	0	0	4	89.1	90	40	35	5	3	32	3	58	4	0
Hand	4-3	3.62	16	6	0	0	0	54.2	58	29	22	5	1	21	0	19	2	0
Hassler	0-4	3.69	7	4	1	0	0	31.2	33	23	13	0	3	19	0	19	2	1
Lange	2-1	4.44	17	4	1	0	0	52.2	61	30	26	9	1	21	2	27	1	0
May	7-17	4.38	34	28	10	4	0	185	177	101	90	20	3	80	9	134	6	3
Monteagudo	2-1	4.20	15	0	0	0	3	30	23	18	14	2	4	16	3	8	2	0
Perranoski	0-2	4.09	8	0	0	0	0	11	11	5	5	0	1	7	0	5	1	0
Ryan	21-16	2.87	41	39	26	4	1	326	238	113	104	18	7	162★	2	383★	15	0
Sells	7-2	3.71	51	0	0	0	10	68	72	30	28	2	5	35	6	25	8	1
Singer	20-14	3.22	40	40	19	2	0	315.2	280	124	113	15	9	130	5	241	7	1
Tanana	2-2	3.08	4	4	2	1	0	26.1	20	11	9	2	0	8	0	22	2	0
Wilshusen	0-0	81.00	1	0	0	0	0	.1	0	3	3	0	1	2	0	0	0	0
Wright	11-19	3.68	37	36	13	1	0	257	273	120	105	26	3	76	0	65	4	0
TOTALS	79-83	3.57	162	162	72	13	19	1456.1	1351	657	577	104	41	614	30	1010	56	6

WIN STREAK: 5, May 12-16

LOSING STREAK: 5, May 6-11 & June 21-27



1974 ANGELS BATTING

PLAYER	AVG	G	AB	R	H	TB	2B	3B	HR	RBI	SH	SF	HP	BB	IBB	SO	SB	CS
Alomar	.222	46	54	12	12	14	0	1	0	1	1	0	0	2	0	8	2	0
Balaz	.238	14	42	4	10	13	0	0	1	5	1	0	1	2	0	10	0	0
Bochte	.270	57	196	24	53	74	4	1	5	26	4	2	1	18	0	23	6	3
Chalk	.252	133	465	44	117	147	9	3	5	31	9	4	7	30	1	57	10	10
Doherty	.256	74	223	20	57	82	14	1	3	15	4	1	0	8	1	13	2	1
Doyle	.260	147	511	47	133	159	19	2	1	34	9	2	1	25	2	49	6	7
Egan	.117	43	94	4	11	11	0	0	0	4	6	0	1	8	0	40	1	0
Epstein	.161	18	62	10	20	24	2	0	4	6	0	0	1	10	0	13	0	0
Heise	.267	29	75	7	20	27	7	0	0	6	3	0	0	5	0	10	0	1
Howard	.231	22	39	5	9	11	0	1	0	5	1	0	0	2	0	1	1	0
Lahoud	.271	127	325	46	88	149	16	3	13	44	1	1	3	47	3	57	4	5
Llenas	.261	72	138	16	36	48	6	0	2	17	1	7	0	11	1	19	0	0
McCraw	.286	56	119	21	34	51	8	0	3	17	0	1	0	12	2	13	2	1
Meoli	.244	36	90	9	22	24	2	0	0	3	2	0	0	8	0	10	2	4
Nettles	.274	56	175	27	48	52	4	0	0	8	2	0	0	16	0	38	20	11
Oliver	.248	110	359	22	89	124	9	1	8	55	0	6	1	16	2	51	2	1
Ramirez	.163	31	86	4	14	14	0	0	0	7	4	1	0	6	0	23	2	1
Rivers	.285	118	466	69	133	183	19	11	3	31	11	1	1	39	0	47	30	13
Robinson	.251	129	427	75	107	197	26	2	20	63	1	5	10	75	14	85	5	1
Rodriguez	.253	140	395	48	100	141	20	0	7	36	8	4	9	69	6	56	4	5
Sands	.193	43	83	6	16	30	2	0	4	13	0	1	1	23	2	17	0	0
Schaal	.248	53	165	10	41	52	5	0	2	20	0	0	0	18	1	27	2	2
Scheinblum	.154	10	26	1	4	4	0	0	0	2	0	0	0	1	0	2	0	0
Stanton	.267	118	415	48	111	169	21	2	11	62	6	5	5	33	3	107	10	8
Valentine	.261	117	371	39	97	122	10	3	3	39	8	7	3	25	0	25	8	5
TOTALS	.254	163	5401	618	1372	1922	203	31	95	550	82	48	45	509	38	801	119	79

1974 ANGELS DESIGNATED HITTERS

PLAYER	AVG	G	AB	R	H	TB	2B	3B	HR	RBI	SH	SF	HP	BB	IBB	SO	SB	CS
Alomar	.000	1	1	0	0	0	0	0	0	0	0	0	0	0	0	1	0	0
Doherty	.000	2	3	0	0	0	0	0	0	0	0	0	0	0	0	1	0	0
Howard	.000	3	3	1	0	0	0	0	0	0	0	0	0	0	0	0	0	0
Lahoud	.214	10	28	1	6	8	2	0	0	0	0	0	0	6	0	7	2	1
Llenas	.160	10	25	2	4	5	1	0	0	2	0	2	0	4	0	3	0	0
McCraw	.200	2	5	1	1	1	0	0	0	0	0	0	0	0	0	0	0	0
Oliver	.667	1	3	0	2	2	0	0	0	2	0	0	1	0	0	0	0	0
Robinson	.252	119	424	75	107	197	26	2	20	63	1	5	10	73	10	84	5	1
Rodriguez	1.000	1	1	0	1	2	1	0	0	1	0	0	0	0	0	0	0	0
Sands	.185	21	65	4	12	22	1	0	3	9	0	1	0	15	1	14	0	0
Scheinblum	.000	1	1	0	0	0	0	0	0	0	0	0	0	0	0	0	0	0
Valentine	.308	4	13	1	4	5	1	0	0	1	0	0	0	3	0	0	1	0
TOTALS	.240	163	572	85	137	242	32	2	23	78	1	8	11	101	11	110	8	2

1974 ANGELS PITCHING

PITCHER	W-L	ERA	G	GS	CG	SHO	SV	IP	H	R	ER	HR	HB	BB	IB	SO	WP	BK
Cumberland	0-1	3.74	17	0	0	0	0	21.2	24	9	9	2	0	10	2	12	0	0
Dobson	2-3	5.70	5	5	2	0	0	30	39	19	19	3	0	13	1	16	3	0
Figueroa	2-8	3.67	25	12	5	1	0	105.1	119	46	43	3	4	36	2	49	0	1
Gilbreth	0-0	13.50	3	0	0	0	0	1.1	2	2	2	0	0	1	0	0	0	0
Hassler	7-11	2.61	23	22	10	2	1	162	132	64	47	10	9	79	2	76	7	1
Kirkwood	0-0	8.59	3	0	0	0	0	7.1	12	8	7	0	0	6	0	4	1	0
Lange	3-8	3.80	21	18	1	0	0	113.2	111	63	48	10	4	47	0	57	3	1
Lockwood	2-5	4.32	37	2	0	0	1	81.1	81	42	39	8	5	32	4	39	3	1
May	0-1	7.00	18	3	0	0	2	27	29	24	21	2	1	10	0	12	4	0
Pena	0-0	0.00	4	0	0	0	3	8	6	0	0	0	0	1	0	5	0	0
Pina	1-2	2.31	11	0	0	0	0	11.2	9	3	3	1	0	3	2	6	2	0
Quintana	2-1	4.26	18	0	0	0	0	12.2	17	6	6	0	0	14	1	11	0	0
Raziano	1-2	6.48	13	0	0	0	1	16.2	15	14	12	1	0	8	1	9	0	0
Ryan	22-16	2.89	42	41	26	3	0	332.2★	221	127	107	18	9	202★	3	367★	9	0
Sanders	0-0	2.79	9	0	0	0	1	9.2	10	5	3	0	0	3	0	4	1	0
Sells	2-3	3.69	20	0	0	0	2	39	48	19	16	3	3	16	0	14	3	0
Selma	2-2	5.09	18	0	0	0	1	23	22	13	13	2	1	17	2	15	4	0
Singer	7-4	2.98	14	14	8	0	0	108.2	102	48	36	3	1	43	0	77	4	1
Stoneman	1-8	6.14	13	11	0	0	0	58.2	78	41	40	8	2	31	0	33	2	0
Tanana	14-19	3.12	39	35	12	4	0	268.2	262	104	93	27	8	77	4	180	4	2
TOTALS	68-94	3.52	163	163	64	13	12	1439	1339	657	564	101	47	649	24	986	50	7

WIN STREAK: 6, Apr. 29-May 5

LOSING STREAK: 11, June 30-July 10

CLUB HISTORY

YEAR BY YEAR STATISTICAL REVIEW



1975 ANGELS BATTING

PLAYER	AVG	G	AB	R	H	TB	2B	3B	HR	RBI	SH	SF	HP	BB	IBB	SO	SB	CS
Allietta	.178	21	45	4	8	12	1	0	1	2	1	0	0	1	1	6	0	0
Balaz	.242	45	120	10	29	42	8	1	1	10	1	1	0	5	0	25	0	0
Bochte	.285	107	375	41	107	141	19	3	3	48	3	2	45	5	43	3	4	
Briggs	.226	13	31	3	7	11	1	0	1	3	1	0	0	2	0	6	0	2
Chalk	.273	149	513	59	140	177	24	2	3	56	11	9	2	66	4	49	6	9
Collins	.266	93	319	41	85	115	13	4	3	29	3	3	1	36	1	55	24	10
Dade	.200	11	30	5	6	10	4	0	0	1	0	0	0	6	0	7	0	0
Doherty	.202	30	94	7	19	25	3	0	1	12	2	1	0	8	1	12	1	1
Doyle	.067	8	15	0	1	1	0	0	0	0	0	0	0	1	0	1	0	0
Egan	.229	28	70	7	16	21	3	1	0	3	4	0	0	5	0	14	0	0
Etchebarren	.280	31	100	10	28	39	0	1	3	17	1	1	0	14	0	19	1	0
Garrett	.262	37	107	17	28	51	5	0	6	18	1	1	0	14	0	28	3	0
Goodwin	.100	4	10	0	1	1	0	0	0	0	0	0	0	0	0	5	0	0
Hampton	.152	31	66	8	10	13	3	0	0	4	3	0	1	7	0	19	0	0
Harper	.239	89	285	40	68	89	10	1	3	31	4	3	2	38	5	51	19	8
Jackson	.231	13	39	2	9	11	2	0	0	2	2	0	0	2	0	10	1	1
Lahoud	.214	76	192	21	41	69	6	2	6	33	2	1	1	48	2	33	2	1
Llenas	.186	56	113	6	21	25	4	0	0	11	4	1	0	10	0	11	0	1
Meoli	.214	70	126	12	27	31	2	1	0	6	2	0	0	15	0	20	3	0
Miley	.174	70	224	17	39	58	3	2	4	26	7	2	1	16	1	54	0	1
Nettles	.231	112	294	50	68	79	11	0	0	23	3	1	1	26	2	57	22	15
Ramirez	.240	44	100	10	24	30	4	1	0	4	2	0	0	11	0	22	9	6
Remy	.258	147	569	82	147	177	17	5	1	46	12	3	0	45	1	55	34	21
Rivers	.284	155	616	70	175	221	17	13	1	53	7	4	2	43	5	42	70	14
Rodriguez	.235	90	226	20	53	68	6	0	3	27	9	3	6	49	0	37	2	2
Smith	.203	59	143	10	29	36	5	1	0	14	3	1	0	12	0	27	1	3
Stanton	.261	137	440	67	115	183	20	3	14	82	8	4	6	52	4	85	18	6
Sudakis	.121	30	58	4	7	12	2	0	1	6	0	2	1	12	3	15	1	1
Valentine	.281	26	57	5	16	18	2	0	0	5	1	3	1	4	0	3	0	2
TOTALS	.246	161	5377	628	1324	1766	195	41	55	572	97	47	27	593	35	811	220	108

1975 ANGELS DESIGNATED HITTERS

PLAYER	AVG	G	AB	R	H	TB	2B	3B	HR	RBI	SH	SF	HP	BB	IBB	SO	SB	CS
Balaz	.188	11	32	2	6	8	2	0	0	3	0	1	0	0	0	2	0	0
Bochte	.200	1	5	0	1	1	0	0	0	2	0	0	0	0	0	2	0	0
Briggs	.000	2	2	0	0	0	0	0	0	0	0	0	0	0	0	1	0	0
Collins	.222	12	36	4	8	14	0	0	2	9	0	1	0	6	1	5	1	0
Dade	.100	7	20	2	2	3	1	0	0	0	0	0	0	4	0	6	0	0
Doherty	.000	1	3	0	0	0	0	0	0	0	0	0	0	0	0	2	0	0
Garrett	.265	23	68	10	18	33	3	0	4	10	1	1	0	9	0	14	3	0
Goodwin	.111	3	9	0	1	1	0	0	0	0	0	0	0	0	0	4	0	0
Harper	.248	57	206	26	51	69	7	1	3	25	2	3	11	23	3	38	16	6
Lahoud	.223	35	103	16	23	39	5	1	3	19	1	1	0	30	2	15	1	0
Llenas	.176	6	17	0	3	4	1	0	0	1	0	0	0	2	0	1	0	0
Jackson	.000	1	1	0	0	0	0	0	0	0	0	0	0	0	0	1	0	0
Meoli	.000	3	0	1	0	0	0	0	0	0	0	0	0	0	0	0	1	0
Nettles	.375	9	8	5	3	4	1	0	0	3	1	1	0	2	0	1	1	0
Ramirez	.000	1	0	0	0	0	0	0	0	0	0	0	0	0	0	0	0	0
Rivers	.000	1	1	1	0	0	0	0	0	0	0	0	0	0	0	0	0	0
Smith	.000	4	0	2	0	0	0	0	0	0	0	0	0	0	0	0	0	0
Stanton	.000	1	0	0	0	0	0	0	0	0	0	0	0	0	0	0	0	0
Sudakis	.118	13	34	3	4	8	1	0	1	4	0	2	1	11	3	8	1	1
Valentine	.294	13	34	3	10	11	1	0	0	4	1	3	1	3	0	2	0	2
TOTALS	.261	161	498	74	130	196	22	2	13	80	6	13	3	90	9	102	24	9

1975 ANGELS PITCHING

PITCHER	W-L	ERA	G	GS	CG	SHO	SV	IP	H	R	ER	HR	HB	BB	IB	SO	WP	BK
Blateric	0-0	6.23	2	0	0	0	0	4.1	9	5	3	0	0	1	0	5	1	0
Brewer	1-0	1.82	21	0	0	0	5	34.2	38	9	7	2	0	11	1	22	2	0
Dobson	0-2	6.75	9	2	0	0	0	28	30	26	21	5	2	13	1	14	4	0
Figueroa	16-13	2.91	33	32	16	2	0	244.2	213	96	79	14	5	84	6	139	5	2
Hassler	3-12	5.94	30	18	6	1	0	133.1	158	94	88	12	6	53	0	82	10	0
Hockenberry	0-5	5.27	16	4	0	0	1	41	48	27	24	3	3	19	2	15	3	0
Hudson	0-1	9.53	3	1	0	0	0	5.2	7	6	6	0	0	4	0	0	0	0
Kirkwood	6-5	3.11	44	2	0	0	7	84	85	38	29	6	0	28	2	49	1	0
Lange	4-6	5.21	30	8	1	0	1	102	119	70	59	12	1	53	3	45	3	1
Monge	0-2	4.18	4	2	2	0	0	23.2	22	12	11	3	1	10	0	17	2	0
Pactwa	1-0	3.86	4	3	0	0	0	16.1	23	7	7	0	0	10	0	3	1	0
Pena	0-2	2.13	7	0	0	0	0	12.2	13	3	3	0	0	8	1	4	1	0
Quintana	0-2	6.43	4	0	0	0	0	7	13	6	5	2	0	6	1	5	0	0
Ross	0-1	5.40	1	1	0	0	0	5	6	3	3	1	0	1	1	4	0	0
Ryan	14-12	3.45	28	28	10	5	0	198	152	90	76	13	7	132	0	186	12	0
Scott	4-2	3.29	50	0	0	0	1	68.1	59	34	25	8	1	18	5	31	2	0
Sells	0-0	8.64	4	0	0	0	0	8.1	9	10	8	3	0	8	1	7	1	0
Singer	7-15	4.98	29	27	8	0	1	179	171	107	99	18	6	81	5	78	6	1
Tanana	16-9	2.62	34	33	16	5	0	257.1	211	80	75	21	7	73	6	269	8	1
TOTALS	72-89	3.89	161	161	59	19	16	1453.1	1386	723	628	123	39	613	35	975	62	5

WIN STREAK: 4, May 16-19; June 4-7

LOSING STREAK: 7, June 23-29



1976 ANGELS BATTING

PLAYER	AVG	G	AB	R	H	TB	2B	3B	HR	RBI	SH	SF	HP	BB	IBB	SO	SB	CS
Alvarez	.167	14	42	4	7	14	1	0	2	8	0	0	0	0	0	3	0	0
Bochte	.258	146	466	53	120	145	17	1	2	49	6	5	2	64	11	53	4	5
Bonds	.265	99	378	48	100	146	10	3	10	54	0	5	3	41	6	90	30	15
Briggs	.214	77	248	19	53	73	13	2	1	14	2	2	1	13	3	47	0	3
Chalk	.217	142	438	39	95	111	14	1	0	33	12	3	10	49	3	62	0	0
Collins	.263	99	365	45	96	122	12	1	4	28	7	1	0	40	2	55	32	19
Dade	.111	13	9	2	1	1	0	0	0	1	0	0	0	3	0	3	0	0
Davis	.265	72	219	16	58	72	5	0	3	26	0	2	1	15	3	18	0	1
Easler	.241	21	54	6	13	16	1	1	0	4	1	2	0	2	1	11	1	1
Etchebarren	.227	103	247	15	56	67	9	1	0	21	6	0	4	24	0	37	0	2
Garrett	.125	29	48	4	6	9	3	0	0	3	0	1	0	5	0	16	0	0
Guerrero	.284	83	268	24	76	91	12	0	1	18	5	5	3	7	2	12	0	0
Hampton	.000	3	2	0	0	0	0	0	0	0	0	0	0	0	0	0	0	0
Herrmann	.174	29	46	5	8	17	3	0	2	8	2	1	0	7	2	8	0	0
Humphrey	.245	71	196	17	48	61	10	0	1	19	4	2	5	13	0	30	0	1
Jackson	.227	127	410	44	93	141	18	3	8	40	4	3	7	30	1	58	5	4
Jones	.211	78	166	22	35	59	6	0	6	17	4	2	1	14	3	30	3	0
Lahoud	.177	42	96	8	17	21	4	0	0	4	0	0	2	18	1	16	0	0
Lopez	.000	9	10	1	0	0	0	0	0	0	0	0	0	2	0	3	2	0
Melton	.208	118	341	31	71	112	17	3	6	42	2	3	2	44	2	53	2	0
Miley	.184	14	38	4	7	9	2	0	0	4	1	1	0	4	1	8	1	0
Nordbrook	.000	5	8	1	0	0	0	0	0	0	1	0	0	1	0	3	1	0
Ramirez	.200	30	70	3	14	15	1	0	0	5	7	0	0	6	0	11	3	2
Remy	.263	143	502	64	132	152	14	3	0	28	13	4	0	38	1	43	35	16
Scott	.000	35	0	1	0	0	0	0	0	0	0	0	0	0	0	0	0	0
Smith	.375	13	8	0	3	3	0	0	0	1	0	0	0	0	0	2	0	0
Solaíta	.270	63	215	25	58	94	9	0	9	33	1	2	0	34	3	44	1	1
Stanton	.190	93	231	12	44	65	13	1	2	25	5	3	1	24	1	57	2	6
Torres	.205	120	264	37	54	94	16	3	6	27	8	1	0	36	3	39	4	4
TOTALS	.235	162	5385	550	1265	1710	210	23	63	511	92	48	42	534	49	812	126	80

1976 ANGELS DESIGNATED HITTERS

PLAYER	AVG	G	AB	R	H	TB	2B	3B	HR	RBI	SH	SF	HP	BB	IBB	SO	SB	CS
Alvarez	.200	2	5	2	1	4	0	0	1	3	0	0	0	0	0	0	0	0
Bochte	.000	1	1	0	0	0	0	0	0	0	0	0	0	0	0	1	0	0
Bonds	.000	1	3	0	0	0	0	0	0	0	0	0	0	1	0	1	0	0
Briggs	.000	1	0	0	0	0	0	0	0	0	0	0	0	0	0	0	0	0
Collins	.290	22	93	11	27	36	6	0	1	5	1	0	0	3	0	20	8	4
Dade	.000	1	0	0	0	0	0	0	0	0	0	0	0	0	0	0	0	0
Davis	.250	54	200	16	50	64	5	0	3	19	0	1	0	15	3	17	1	1
Easler	.224	16	49	5	11	12	1	0	0	4	1	2	0	2	1	9	1	0
Garrett	.083	4	12	1	1	2	1	0	0	1	0	0	0	2	0	6	0	0
Guerrero	.182	7	22	0	4	5	1	0	0	2	0	1	1	1	0	1	0	0
Jackson	.391	6	23	3	9	12	3	0	0	3	1	0	0	0	0	2	0	1
Jones	.000	2	1	0	0	0	0	0	0	0	1	0	0	0	0	0	0	0
Lahoud	.444	3	9	1	4	6	2	0	0	2	0	0	0	3	0	1	0	0
Lopez	.000	1	0	0	0	0	0	0	0	0	0	0	0	1	0	0	0	0
Melton	.207	51	169	17	35	60	9	2	4	26	1	2	2	25	2	27	1	0
Nordbrook	.000	1	0	0	0	0	0	0	0	0	0	0	0	0	0	0	0	0
Remy	.000	5	0	0	0	0	0	0	0	0	0	0	0	0	0	0	0	1
Smith	.000	1	0	0	0	0	0	0	0	0	0	0	0	0	0	0	0	0
Solaíta	.375	7	24	5	9	16	1	0	2	6	0	0	0	5	0	6	0	0
Stanton	.571	4	7	2	4	9	0	1	1	6	1	0	0	0	0	2	0	0
Tanana	.000	1	0	0	0	0	0	0	0	0	0	0	0	0	0	0	0	0
Torres	.000	6	0	3	0	0	0	0	0	0	0	0	0	0	0	0	0	0
TOTALS	.251	162	618	66	155	226	29	3	12	77	6	6	3	58	6	93	12	7

1976 ANGELS PITCHING

PITCHER	W-L	ERA	G	GS	CG	SHO	SV	IP	H	R	ER	HR	HB	BB	IB	SO	WP	BK
Brewer	3-1	2.70	13	0	0	0	2	20	20	7	6	0	0	6	0	16	0	0
Drago	7-8	4.42	43	0	0	0	6	79.1	80	42	39	7	5	31	8	43	3	0
Dunning	0-0	7.50	4	0	0	0	0	6	9	9	5	2	0	6	1	4	0	0
Hartzell	7-4	2.77	37	15	7	2	2	166	166	64	51	6	10	43	5	51	3	0
Hassler	0-6	5.13	14	4	0	0	0	47.1	50	31	27	3	0	17	2	16	1	0
Kirkwood	6-12	4.62	28	26	4	0	0	157.2	167	91	81	12	1	57	9	78	4	0
Monge	6-7	3.37	32	13	2	0	0	117.2	108	50	44	10	1	49	0	53	4	0
Overy	0-2	6.14	5	0	0	0	0	7.1	6	5	5	1	1	3	1	8	0	0
Ross	8-16	3.00	34	31	7	2	0	225	224	89	75	12	5	58	5	100	0	0
Ryan	17-18	3.36	39	39	21	7★	0	284.1	193	117	106	13	5	183★	2	327★	5	2
Scott	3-0	3.23	33	0	0	0	3	39	47	17	14	3	0	12	4	10	1	0
Tanana	19-10	2.43	34	34	23	2	0	288.1	212	88	78	24	9	73	5	261	5	0
Verhoeven	0-2	3.38	21	0	0	0	4	37.1	35	15	14	2	0	14	8	23	1	0
Whelock	0-0	27.00	2	0	0	0	0	2	6	6	6	0	1	1	0	2	0	0
TOTALS	76-86	3.36	162	162	64	15	17	1477.1	1323	631	551	95	38	553	50	992	27	2

WIN STREAK: 4, four times

LOSING STREAK: 6, Apr. 21-30

CLUB HISTORY

YEAR BY YEAR STATISTICAL REVIEW



1977 ANGELS BATTING

PLAYER	AVG	G	AB	R	H	TB	2B	3B	HR	RBI	SH	SF	HP	BB	IBB	SO	SB	CS
Aikens	.198	42	91	5	18	22	4	0	0	6	0	0	0	10	2	23	1	2
Baylor	.251	154	561	87	141	243	27	0	25	75	2	8	12	62	7	76	26	12
Bochte	.290	25	100	12	29	39	4	0	2	8	1	0	0	7	0	4	3	2
Bonds	.264	158	592	103	156	308	23	9	37	115	1	10	2	74	5	141	41	18
Bosley	.297	58	212	19	63	77	10	2	0	19	4	2	1	16	0	32	5	4
Briggs	.162	59	74	6	12	17	2	0	1	4	0	1	0	8	1	14	0	0
Chalk	.277	149	519	58	144	184	27	2	3	45	9	6	5	52	2	69	12	8
Etchebarren	.254	80	114	11	29	35	2	2	0	14	3	2	0	12	0	19	3	1
Flores	.278	104	342	41	95	125	19	4	1	26	6	0	1	23	2	39	12	10
Goodwin	.209	35	91	5	19	30	6	1	1	8	0	0	0	5	1	19	0	0
Grich	.243	52	181	24	44	71	6	0	7	23	3	3	1	37	4	40	6	6
Guerrero	.283	86	244	17	69	84	8	2	1	28	2	2	0	4	1	16	0	0
Hampton	.295	52	44	5	13	23	1	0	3	9	0	0	1	2	0	10	0	0
Humphrey	.227	123	304	17	69	86	11	0	2	34	7	3	4	21	0	58	1	1
Jackson	.243	106	292	38	71	114	15	2	8	28	3	2	1	24	2	42	3	2
Jones	.176	14	17	3	3	6	0	0	1	3	0	1	0	4	0	5	0	0
Kingman	.194	10	36	4	7	15	2	0	2	4	1	0	1	1	0	16	0	0
Landreaux	.250	23	76	6	19	26	5	1	0	5	0	0	0	5	1	15	1	1
May	.333	11	18	0	6	6	0	0	0	1	0	0	0	5	0	1	0	0
Mulliniks	.269	78	271	36	73	99	13	2	3	21	8	0	1	23	2	36	1	1
Nolan	.000	6	0	1	0	0	0	0	0	0	0	0	0	0	0	0	0	0
Ramirez	.077	25	13	6	1	1	0	0	0	0	0	0	0	0	0	3	1	0
Remy	.252	154	575	74	145	196	19	10	4	44	19	4	2	59	2	59	41	17
Rudi	.264	64	242	48	64	120	13	2	13	53	2	4	4	22	4	48	1	0
Solaíta	.241	116	324	40	78	135	15	0	14	53	2	4	0	56	6	77	1	3
Torres	.156	58	77	9	12	24	1	1	3	10	1	1	0	10	0	18	0	1
TOTALS	.255	162	5410	675	1380	2086	233	40	131	636	74	51	36	542	42	880	159	89

1977 ANGELS DESIGNATED HITTERS

PLAYER	AVG	G	AB	R	H	TB	2B	3B	HR	RBI	SH	SF	HP	BB	IBB	SO	SB	CS
Aikens	.222	13	36	5	8	9	1	0	0	1	0	0	0	5	1	11	1	0
Baylor	.259	61	220	42	57	108	15	0	12	34	1	3	3	36	3	31	12	7
Bochte	.800	1	5	0	4	5	1	0	0	0	0	0	0	0	0	0	0	1
Bonds	.217	18	69	10	15	31	2	1	4	11	0	0	0	8	0	19	5	2
Flores	.313	8	16	4	5	6	1	0	0	1	0	0	0	3	1	3	1	2
Goodwin	.228	23	79	5	18	29	6	1	1	8	0	0	0	5	1	14	0	0
Guerrero	.227	19	66	5	15	21	1	1	1	8	0	1	0	3	1	5	0	0
Hampton	.000	2	4	0	0	0	0	0	0	0	0	0	0	0	0	1	0	0
Jackson	.208	20	53	6	11	16	2	0	1	3	1	0	0	9	2	7	1	0
Jones	.167	6	12	3	2	5	0	0	1	2	0	0	0	3	0	3	0	0
May	.000	1	3	0	0	0	0	0	0	0	0	0	0	1	0	0	0	0
Ramirez	.000	1	0	0	0	0	0	0	0	0	0	0	0	0	0	0	0	0
Rudi	.222	3	9	1	2	6	1	0	1	1	0	0	0	0	0	5	0	0
Solaíta	.300	6	20	2	6	9	0	0	1	4	1	0	0	0	0	5	0	0
TOTALS	.242	162	592	83	143	245	30	3	22	73	3	4	3	73	9	104	20	12

1977 ANGELS PITCHING

PITCHER	W-L	ERA	G	GS	CG	SHO	SV	IP	H	R	ER	HR	HB	BB	IB	SO	WP	BK
Barlow	4-2	4.58	20	1	0	0	1	59	53	33	30	3	4	27	6	25	1	1
Brett	7-10	4.25	21	21	5	0	0	142	157	73	67	15	3	38	0	41	4	1
Caneira	2-2	4.08	6	4	0	0	0	28.2	27	15	13	5	0	16	2	17	1	1
Cuellar	0-1	18.90	2	1	0	0	0	3.1	9	7	7	2	0	3	1	3	0	0
Drago	0-1	3.00	13	0	0	0	2	21	22	8	7	3	0	3	2	15	1	0
Hartzell	8-12	3.57	41	23	6	0	4	189.1	200	92	75	14	4	38	6	79	5	1
Kirkwood	1-0	5.09	13	0	0	0	1	17.2	20	12	10	3	0	9	3	10	1	0
Kuhualua	0-0	15.63	3	1	0	0	0	6.1	15	11	11	1	0	7	0	3	2	0
LaRoche	6-5	3.10	46	0	0	0	13	81.1	64	31	28	8	2	37	8	61	0	0
Miller	4-4	3.02	41	0	0	0	4	92.1	81	35	31	10	0	30	7	49	2	0
Monge	0-1	2.92	4	0	0	0	1	12.1	14	6	4	2	0	6	0	4	0	0
Moore	0-2	3.97	7	3	0	0	0	22.2	28	19	10	7	3	10	1	14	0	0
Nolan	0-3	8.84	5	5	0	0	0	18.1	31	19	18	5	0	2	0	4	0	0
Ross	2-4	5.55	14	12	0	0	0	58.1	83	41	36	10	2	11	1	30	2	0
Ryan	19-16	2.77	37	37	22*	4	0	299	198	110	92	12	9	204*	7	341*	21*	3
Scott	0-2	5.63	12	0	0	0	0	16	19	16	10	1	0	4	2	5	0	0
Simpson	6-12	5.83	27	23	0	0	0	122	154	90	79	14	7	62	3	55	8	0
Tanana	15-9	2.54	31	31	20	7	0	241.1	201	72	68	19	12	61	2	205	8	1
Verhoeven	0-2	3.86	3	0	0	0	0	4.2	4	3	2	0	1	4	1	3	0	0
Walker	0-0	9.00	1	0	0	0	0	2	3	2	2	2	0	0	1	0	0	0
TOTALS	74-88	3.76	162	162	53	13	26	1437.2	1383	695	600	136	47	572	52	965	56	8

WIN STREAK: 4, Apr. 28-May 1

LOSING STREAK: 6, Sept. 21-27



1978 ANGELS BATTING

PLAYER	AVG	G	AB	R	H	TB	2B	3B	HR	RBI	SH	SF	HP	BB	IBB	SO	SB	CS
Anderson	.194	48	108	6	21	28	7	0	0	7	7	1	0	11	1	16	0	0
Baylor	.255	158	591	103	151	279	26	0	34	99	0	12	18	56	9	71	22	9
Bostock	.296	147	568	74	168	215	24	4	5	71	4	4	2	59	8	36	15	12
Chalk	.253	135	470	42	119	134	12	0	1	34	11	1	7	38	0	34	5	8
Downing	.255	133	412	42	105	141	15	0	7	46	4	2	6	52	2	47	3	2
Fairly	.217	91	235	23	51	86	5	0	10	40	2	5	1	25	2	31	0	1
Goodwin	.276	24	58	9	16	27	5	0	2	10	0	1	0	10	0	13	0	0
Grich	.251	144	487	68	122	160	16	2	6	42	19	3	7	75	1	83	4	3
Hampton	.214	19	14	2	3	8	0	1	1	4	0	0	0	2	0	7	1	0
Humphrey	.219	53	114	11	25	34	4	1	1	9	2	3	2	6	0	12	0	1
Jackson	.297	105	387	49	115	163	18	6	6	57	2	4	9	16	1	31	2	3
Landreaux	.223	93	260	37	58	90	7	5	5	23	1	0	2	20	4	20	7	3
Lansford	.294	121	453	63	133	184	23	2	8	52	5	7	4	31	2	67	20	9
Machemer	.273	10	22	6	6	10	1	0	1	2	1	0	0	2	0	1	0	1
Miller	.263	132	475	66	125	161	25	4	1	37	10	4	4	54	1	70	3	13
Mulliniks	.185	50	119	6	22	30	3	1	1	6	0	2	1	8	0	23	2	0
Rettenmund	.269	50	108	16	29	39	5	1	1	14	1	1	2	30	0	13	0	3
Rudi	.256	133	497	58	127	207	27	1	17	79	3	6	2	28	4	82	2	1
Solaita	.223	60	94	10	21	27	3	0	1	14	0	0	0	16	3	25	0	0
TOTALS	.259	162	5472	691	1417	2023	226	28	108	646	72	56	67	539	38	682	86	69

1978 ANGELS DESIGNATED HITTERS

PLAYER	AVG	G	AB	R	H	TB	2B	3B	HR	RBI	SH	SF	HP	BB	IBB	SO	SB	CS
Baylor	.249	102	386	65	96	174	18	0	20	64	0	8	9	35	6	52	12	5
Bostock	.250	1	4	0	1	1	0	0	0	0	0	0	0	0	0	0	0	0
Chalk	.000	1	0	0	0	0	0	0	0	0	1	0	0	0	0	0	0	0
Downing	.167	2	6	1	1	4	0	0	1	1	0	0	0	2	0	2	0	0
Fairly	.231	5	13	2	3	9	0	0	2	5	0	0	0	1	0	2	0	0
Goodwin	.275	15	51	8	14	24	4	0	2	9	0	1	0	9	0	11	0	0
Hampton	.250	4	8	1	2	5	0	0	1	2	0	0	0	2	0	5	1	0
Jackson	.000	1	0	0	0	0	0	0	0	0	0	0	1	0	0	0	0	0
Landreaux	.000	1	0	0	0	0	0	0	0	0	0	0	0	0	0	0	0	0
Lansford	.400	1	5	1	2	5	0	0	1	1	0	0	0	0	0	0	0	0
Mulliniks	.000	2	0	2	0	0	0	0	0	0	0	0	0	0	0	0	0	0
Rettenmund	.255	18	47	8	12	15	1	1	0	4	1	0	1	12	0	5	0	1
Rudi	.095	11	42	0	4	4	0	0	0	0	0	0	0	3	0	14	0	0
Solaita	.238	18	42	8	10	15	2	0	1	6	0	0	0	7	2	12	0	0
TOTALS	.240	162	604	96	145	256	25	1	28	92	2	9	11	71	8	103	13	6

1978 ANGELS PITCHING

PITCHER	W-L	ERA	G	GS	CG	SHO	SV	IP	H	R	ER	HR	HB	BB	IB	SO	WP	BK
Aase	11-8	4.03	29	29	6	1	0	178.2	185	88	80	14	2	80	4	93	3	0
Barlow	0-0	4.50	1	0	0	0	0	2	3	1	1	0	0	0	1	0	0	0
Brett	3-5	4.95	31	10	1	1	1	100	60	55	12	1	42	5	43	1	2	
Caneira	0-0	7.04	2	2	0	0	0	7.2	8	6	6	2	0	3	0	0	0	0
Fitzmorris	1-0	1.71	9	2	0	0	0	31.2	26	9	6	2	0	14	3	8	0	0
Frost	5-4	2.58	11	10	2	1	0	80.1	71	24	23	6	2	24	3	30	3	0
Griffin	3-4	4.02	24	4	0	0	0	56	63	39	25	8	1	31	2	35	2	0
Hartzell	6-10	3.44	54	12	5	0	6	157	168	67	60	8	5	41	9	55	5	1
Knapp	14-8	4.21	30	29	6	0	0	188.1	178	94	88	25	2	67	6	126	3	0
LaRoche	10-9	2.82	59	0	0	0	25	95.2	73	35	30	7	2	48	11	70	0	0
Miller	6-2	2.66	41	0	0	0	1	84.2	85	29	25	3	5	41	3	34	1	1
Ryan	10-13	3.72	31	31	14	3	0	234.2	183	106	97	12	3	148★	7	260★	13★	2
Tanana	18-12	3.65	33	33	10	4	0	239	239	108	97	26	9	60	7	137	5	8
TOTALS	87-75	3.65	162	162	44	13	33	1455.2	1382	666	590	125	32	599	60	892	36	14

WIN STREAK: 4, seven times

LOSING STREAK: 7, May 27-June 3

CLUB HISTORY

YEAR BY YEAR STATISTICAL REVIEW



1979 ANGELS BATTING

PLAYER	AVG	G	AB	R	H	TB	2B	3B	HR	RBI	SH	SF	HP	BB	IBB	SO	SB	CS
Aikens	.280	116	379	59	106	187	18	0	21	81	0	6	1	61	8	79	1	3
Anderson	.248	96	234	33	58	82	13	1	3	23	9	3	1	17	0	31	3	2
Baylor	.296	162	628	120	186	333	33	3	36	139	0	12	11	71	6	51	22	12
Campaneris	.234	85	239	27	56	68	4	4	0	15	11	2	2	19	0	32	12	4
Carew	.318	110	409	78	130	160	15	3	3	44	8	3	0	73	7	46	18	8
Clark	.296	19	54	8	16	25	2	2	1	5	1	0	0	5	0	11	1	1
Davis	.250	43	106	9	14	18	2	1	0	2	1	0	0	4	0	7	1	0
Donohue	.224	38	107	13	24	38	3	1	3	14	1	0	2	3	0	29	2	0
Downing	.326	148	509	87	166	235	27	3	12	75	3	2	5	77	4	57	3	3
Ford	.290	142	569	100	165	264	26	5	21	101	3	13	3	40	0	86	8	5
Garr	.125	6	24	0	3	3	0	0	0	0	0	0	0	0	0	3	0	0
Grich	.294	153	534	78	157	287	30	5	30	101	12	2	2	59	10	84	1	0
Hampton	.400	4	5	0	2	2	0	0	0	0	0	0	0	0	0	1	0	0
Harlow	.233	62	159	22	37	49	8	2	0	14	1	0	2	25	0	34	1	3
Harper	.000	1	2	0	0	0	0	0	0	0	0	0	0	0	0	1	0	0
Harris	.000	1	2	0	0	0	0	0	0	0	0	0	0	0	0	0	0	0
Humphrey	.059	9	17	2	1	1	0	0	0	0	1	0	0	1	0	2	0	0
Lansford	.287	157	654	114	188	285	30	5	19	79	12	4	3	39	2	115	20	8
Miller, R.	.293	120	427	60	125	156	15	5	2	28	9	1	1	50	1	69	5	4
Mulliniks	.147	22	68	7	10	13	0	0	1	8	0	5	1	4	0	14	0	0
Ramirez	.000	13	12	1	0	0	0	0	0	1	0	1	1	1	0	6	1	0
Rettenmund	.263	35	76	7	20	25	2	0	1	10	1	1	1	11	1	14	1	0
Rudi	.242	90	300	35	80	130	11	3	11	61	4	2	1	24	3	61	0	0
Thon	.339	35	56	6	19	22	3	0	0	8	1	0	0	5	0	10	0	0
TOTALS	.282	162	5550	866	1563	2383	242	43	164	808	79	56	37	589	42	843	100	53

1979 ANGELS DESIGNATED HITTERS

PLAYER	AVG	G	AB	R	H	TB	2B	3B	HR	RBI	SH	SF	HP	BB	IBB	SO	SB	CS
Aikens	.295	51	173	26	51	90	9	0	10	36	0	2	0	28	6	33	0	1
Baylor	.349	65	252	57	88	167	11	1	22	73	0	4	2	35	1	17	9	5
Campaneris	.000	1	0	0	0	0	0	0	0	0	0	0	0	0	0	1	0	0
Carew	.273	6	22	5	6	11	2	0	1	2	0	0	0	4	1	3	3	0
Davis	.400	6	20	6	8	10	2	0	0	1	1	0	0	0	0	4	0	0
Downing	.415	18	65	11	27	41	5	0	3	18	1	0	0	6	1	7	0	0
Garr	.125	6	24	0	3	3	0	0	0	0	0	0	0	0	0	3	0	0
Harper	.000	1	2	0	0	0	0	0	0	0	0	0	0	0	0	1	0	0
Miller, R.	.000	2	1	0	0	0	0	0	0	0	0	0	0	0	0	1	0	0
Rettenmund	.283	17	46	5	13	18	2	0	1	4	0	1	1	7	0	10	1	0
Rudi	.000	3	11	0	0	0	0	0	0	0	0	0	0	0	0	3	0	0
TOTALS	.318	162	616	110	196	340	31	1	37	134	2	7	3	80	9	82	14	6

1979 ANGELS PITCHING

PITCHER	W-L	ERA	G	GS	CG	SHO	SV	IP	H	R	ER	HR	HB	BB	IB	SO	WP	BK
Aase	9-10	4.81	37	28	7	1	2	185.1	200	104	99	19	1	77	7	96	5	0
Barlow	1-1	5.13	35	0	0	0	0	86	106	54	49	8	4	30	2	33	6	0
Barr	10-12	4.20	36	25	5	0	0	197	217	100	92	22	3	55	5	69	2	1
Botting	2-0	8.80	12	1	0	0	0	29.2	46	30	29	6	1	15	1	22	4	1
Clear	11-5	3.63	52	0	0	0	14	109	87	48	44	6	3	68	5	98	9	1
Eddy	1-1	4.73	7	4	0	0	0	32.1	36	19	17	1	2	20	0	7	0	0
Ferris	0-0	1.50	2	0	0	0	0	6	5	2	1	0	0	3	1	2	1	0
Frost	16-10	3.57	36	33	12	2	1	239.1	226	108	95	17	5	77	4	107	5	0
Knapp	5-5	5.51	20	18	3	0	0	98	109	73	60	8	2	35	1	36	2	0
LaRoche	7-11	5.57	53	1	0	0	10	85.2	107	54	53	13	2	32	4	59	0	1
Miller, D.	1-0	3.31	14	1	0	0	0	35.1	44	14	13	2	2	13	0	16	1	0
Montague	2-0	5.09	14	0	0	0	6	17.2	16	12	10	3	0	9	0	6	2	0
Ryan	16-14	3.60	34	34	17	5★	0	222.2	169	104	89	15	6	114	3	223★	9	0
Schuler	0-0	10.80	1	0	0	0	0	1.2	2	2	2	1	0	0	0	1	0	0
Tanana	7-5	3.89	18	17	2	1	0	90.1	93	44	39	9	2	25	0	46	6	1
TOTALS	88-74	4.34	162	162	46	9	33	1436	1463	768	692	131	33	573	33	820	53	5

WIN STREAK: 10, Apr. 11-21

LOSING STREAK: 7, June 21-28



1980 ANGELS BATTING

PLAYER	AVG	G	AB	R	H	TB	2B	3B	HR	RBI	SH	SF	HP	BB	IBB	SO	SB	CS
Baylor	.250	90	340	39	85	116	12	2	5	51	4	0	11	24	4	4	6	6
Campaneris	.252	77	210	32	53	69	8	1	2	18	7	2	1	14	0	33	10	5
Carew	.331	144	540	74	179	236	34	7	3	59	9	3	1	59	7	38	23	15
Clark	.230	78	261	26	60	87	10	1	5	23	1	0	2	11	0	42	0	1
Cliburn	.179	54	56	7	10	18	2	0	2	6	0	1	0	3	0	9	0	0
Cowens	.227	34	119	11	27	35	5	0	1	17	0	0	1	12	1	21	1	2
Cruz	.275	18	40	5	11	17	3	0	1	5	0	0	0	5	1	8	0	0
Donohue	.188	84	218	18	41	53	4	1	2	14	3	1	1	7	0	63	5	1
Downing	.290	30	93	5	27	39	6	0	2	25	1	2	0	12	1	12	0	2
Ford	.279	65	226	22	63	95	11	0	7	26	1	1	2	19	1	45	0	1
Garr	.190	21	42	5	8	9	1	0	0	3	0	0	0	4	2	6	0	0
Grich	.271	150	498	60	135	203	22	2	14	62	5	5	4	84	2	108	3	7
Harlow	.276	109	301	47	83	116	13	4	4	27	4	1	1	48	1	61	3	2
Harris	.293	19	41	8	12	23	5	0	2	7	0	1	0	7	0	4	0	1
Kubski	.254	22	63	11	16	19	3	0	0	6	0	0	0	6	0	10	1	1
Lansford	.261	151	602	87	157	235	27	3	15	80	7	11★	0	50	2	93	14	5
Miller	.274	129	412	52	113	139	14	3	2	38	6	3	1	48	4	71	7	3
Patek	.264	86	273	41	72	107	10	5	5	34	8	2	1	15	1	26	7	6
Rettenmund	.250	2	4	0	1	1	0	0	0	0	0	0	1	0	1	0	0	0
Rudi	.237	104	372	42	88	155	17	1	16	53	2	3	5	17	2	84	1	0
Skaggs	.197	24	66	7	13	16	0	0	1	9	1	1	0	9	0	13	0	0
Thompson	.317	102	312	59	99	164	14	0	17	70	2	3	0	70	9	60	2	0
Thon	.255	80	267	32	68	84	12	2	0	15	5	2	1	10	0	28	7	5
Whitmer	.241	48	87	8	21	24	3	0	0	7	9	2	0	4	0	21	1	0
TOTALS	.265	160	5443	698	1442	2060	236	32	106	655	75	44	32	539	38	889	91	63

1980 ANGELS DESIGNATED HITTERS

PLAYER	AVG	G	AB	R	H	TB	2B	3B	HR	RBI	SH	SF	HP	BB	IBB	SO	SB	CS
Baylor	.223	36	130	14	29	37	5	0	1	18	0	3	4	13	3	14	1	4
Campaneris	1.000	1	1	1	1	1	0	0	0	0	0	0	0	0	0	0	0	1
Carew	.362	32	127	20	46	59	8	1	1	16	1	2	1	13	0	5	4	2
Cowens	1.000	1	1	1	1	4	0	0	1	3	0	0	0	0	0	0	0	0
Downing	.357	13	42	2	15	21	3	0	1	14	0	2	0	5	0	3	0	1
Ford	.276	15	58	5	16	19	3	0	0	5	0	1	1	7	0	11	0	1
Garr	.241	8	29	4	7	8	1	0	0	2	0	0	0	2	2	4	0	0
Harlow	1.000	1	1	1	1	2	1	0	0	1	0	0	0	0	0	0	0	0
Rettenmund	.333	1	3	0	1	1	0	0	0	0	0	0	0	1	0	1	0	0
Rudi	.182	3	11	0	2	3	1	0	0	1	0	0	1	1	0	3	0	0
Thompson	.351	45	148	34	52	89	4	0	11	36	0	2	0	31	4	28	2	0
Thon	.310	15	58	6	18	23	3	1	0	5	0	1	0	1	0	5	1	2
TOTALS	.310	160	609	88	189	267	29	2	15	101	1	11	7	74	9	74	8	11

1980 ANGELS PITCHING

PITCHER	W-L	ERA	G	GS	CG	SHO	SV	IP	H	R	ER	HR	HB	BB	IB	SO	WP	BK
Aase	8-13	4.06	40	21	5	1	2	175	193	83	79	13	1	66	3	74	2	1
Barr	1-4	5.56	24	7	0	0	1	68	90	43	42	12	3	23	2	22	2	0
Botting	0-3	5.81	6	6	0	0	0	26.1	40	20	17	1	0	13	0	12	2	0
Clear	11-11	3.30	58	0	0	0	9	106.1	82	51	39	2	5	65	9	105	4	0
Dorsey	1-2	9.19	4	4	0	0	0	15.2	25	16	16	2	1	8	0	8	0	0
Ferris	0-2	5.87	5	3	0	0	0	15.1	23	13	10	2	0	9	0	4	1	0
Frost	4-8	5.29	15	15	2	0	0	78.1	97	53	46	8	2	21	1	28	3	0
Hallicki	3-1	4.84	10	6	0	0	0	35.1	39	22	19	5	0	11	0	16	1	0
Hassler	5-1	2.49	41	0	0	0	10	83	67	25	23	8	1	37	8	75	1	0
Kison	3-6	4.91	13	13	2	1	0	73.1	73	46	40	5	3	32	2	28	0	2
Knapp	2-11	6.14	32	20	1	0	1	117.1	133	83	80	18	8	51	1	46	4	1
LaRoche	3-5	4.08	52	9	1	0	4	128	122	62	58	14	3	39	3	89	0	1
Lemanczyk	2-4	4.32	21	2	0	0	0	66.2	81	40	32	8	2	27	2	19	2	2
Martinez	7-9	4.52	30	23	4	1	0	149.1	150	81	75	14	1	59	2	57	5	0
Montague	4-2	5.13	37	0	0	0	3	73.2	97	47	42	8	1	21	1	22	2	0
Schuler	0-1	3.55	8	0	0	0	0	12.2	13	5	5	3	0	2	1	7	0	0
Tanana	11-12	4.15	32	31	7	0	0	204	223	107	94	18	8	45	0	113	3	1
TOTALS	65-95	4.52	160	160	22	6	30	1428.1	1548	797	717	141	39	529	35	725	32	8

WIN STREAK: 6, Aug. 4-9

LOSING STREAK: 9, June 11-19

CLUB HISTORY

YEAR BY YEAR STATISTICAL REVIEW



1981 ANGELS BATTING

PLAYER	AVG	G	AB	R	H	TB	2B	3B	HR	RBI	SH	SF	HP	BB	IBB	SO	SB	CS
Baylor	.239	103	377	52	90	161	18	1	17	66	0	6	7	42	1	51	3	3
Beniquez	.181	58	166	18	30	44	5	0	3	13	4	1	1	15	0	16	2	1
Brunansky	.152	11	33	7	5	14	0	0	3	6	0	0	0	8	0	10	1	0
Burleson	.293	109★	430	53	126	160	17	1	5	33	11	4	3	42	2	38	4	6
Campaneris	.256	55	82	11	21	28	2	1	1	10	3	1	0	5	0	10	5	2
Carew	.305	93	364	57	111	136	17	1	2	21	10	2	0	45	7	45	16	9
Clark	.250	34	88	12	22	38	2	1	4	19	0	0	0	7	0	18	0	0
Davis	.000	1	2	0	0	0	0	0	0	0	0	0	0	0	0	0	0	0
Downing	.249	93	317	47	79	120	14	0	9	41	3	0	4	46	1	35	1	1
Ferguson	.233	12	30	5	7	11	1	0	1	5	1	1	0	9	0	8	0	0
Ford	.277	97	375	53	104	165	14	1	15	48	5	1	5	23	3	71	2	2
Grich	.304	100	352	56	107	191	14	2	22★	61	5	3	4	40	4	71	2	4
Harlow	.207	43	82	13	17	18	1	0	0	4	2	0	0	16	0	25	1	1
Harper	.273	4	11	1	3	3	0	0	0	1	0	1	0	0	0	1	0	0
Harris	.247	36	77	5	19	31	3	0	3	9	0	0	0	3	0	11	0	0
Hobson	.235	85	268	27	63	90	7	4	4	36	2	4	1	35	0	60	1	1
Lubratich	.143	7	21	2	3	4	1	0	0	1	0	0	0	0	0	2	1	0
Lynn	.219	76	256	28	56	81	8	1	5	31	1	4	3	38	4	42	1	2
Ott	.217	75	258	20	56	72	8	1	2	22	4	2	1	17	1	42	2	1
Patek	.234	27	47	3	11	14	1	1	0	5	0	0	0	1	0	6	1	0
Sconiers	.269	15	52	6	14	20	1	1	1	7	0	0	0	1	0	10	0	0
TOTALS	.256	110	3688	476	944	1401	134	16	97	439	51	30	29	393	23	571	44	33
OPP.	.261	110	3675	453	958	1394	157	18	81	426	36	34	21	323	—	—	73	—

1981 ANGELS DESIGNATED HITTERS

PLAYER	AVG	G	AB	R	H	TB	2B	3B	HR	RBI	SH	SF	HP	BB	IBB	SO	SB	CS
Baylor	.233	97	356	51	83	153	17	1	17	64	0	6	7	41	1	48	3	3
Beniquez	.000	1	3	0	0	0	0	0	0	0	0	0	0	0	0	0	0	0
Carew	.250	2	4	1	1	1	0	0	0	0	0	0	0	1	0	0	1	0
Downing	.222	5	18	1	4	4	0	0	0	2	0	0	0	3	0	0	0	0
Harper	.000	1	3	0	0	0	0	0	0	0	0	0	0	0	0	0	0	0
Harris	.000	1	3	0	0	0	0	0	0	0	0	0	0	0	0	0	0	0
Hobson	.143	2	7	0	1	1	0	0	0	1	0	0	0	2	0	1	0	0
Sconiers	.462	3	13	2	6	11	0	1	1	5	0	0	0	0	0	3	0	0
TOTALS	.233	110	407	55	95	170	17	2	18	72	0	6	7	47	1	52	4	3

1981 ANGELS PITCHING

PITCHER	W-L	ERA	G	GS	CG	SHO	SV	IP	H	R	ER	HR	HB	BB	IB	SO	WP	BK
Aase	4-4	2.34	39	0	0	0	11	65.1	56	17	17	4	0	24	2	38	2	0
D'Acquisto	0-0	10.71	6	0	0	0	0	19.1	26	24	23	2	1	12	0	8	1	0
Forsch	11-7	2.88	20	20	10	4★	0	153	143	54	49	7	4	27	2	55	0	0
Frost	1-8	5.51	12	9	0	0	0	47.1	44	30	29	3	1	19	0	16	1	0
Hassler	4-3	3.21	42	0	0	0	5	75.2	72	29	27	8	0	33	8	44	3	0
Jefferson	2-4	3.62	26	5	0	0	0	77	80	39	31	4	2	24	4	27	4	3
Kison	1-1	3.48	11	4	0	0	0	44	40	18	17	8	0	14	1	19	1	0
Mahler	0-0	0.00	6	0	0	0	0	6.1	1	0	0	0	0	2	0	5	0	0
Martinez	0-0	3.00	2	0	0	2	0	6	5	2	2	1	0	3	0	4	0	0
Moreno	1-3	2.87	8	4	1	0	0	31.1	27	10	10	2	0	14	0	12	1	0
Rau	1-2	8.71	3	3	0	0	0	10.1	14	10	10	2	0	4	0	3	0	0
Renko	8-4	3.44	22	15	0	0	1	102	93	40	39	7	1	42	1	50	0	0
Sanchez	0-2	2.94	17	0	0	0	2	33.2	39	16	11	4	1	11	0	13	1	0
Travers	0-1	8.38	4	4	0	0	0	9.2	14	11	9	2	0	4	0	5	0	0
Witt	8-9	3.21	22	21	7	1	0	129	123	60	47	9	11★	47	4	75	2	0
Zahn	10-11	4.41	25	25	9	0	0	161.1	181	93★	79★	18★	0	43	2	52	2	2
TOTALS	51-59	3.71	110	110	27	8	19	971.1	958	453	400	81	21	323	24	426	18	5
OPP.	59-51	3.83	110	110	33	4	22	976.2	944	476	416	97	29	393	—	571	31	6

WIN STREAK: 5, May 9-14

LOSING STREAK: 8, Sept. 5-12



1982 ANGELS BATTING

PLAYER	AVG	G	AB	R	H	TB	2B	3B	HR	RBI	SH	SF	HP	BB	IBB	SO	SB	CS
Adams	.143	8	14	1	2	2	0	0	0	0	1	0	1	0	0	2	1	0
Baylor	.263	157	608	80	160	258	24	1	24	93	0	8	7	57	7	69	10	4
Beniquez	.265	112	196	25	52	76	11	2	3	24	16	0	1	15	1	21	3	0
Boone	.256	143	472	42	121	159	17	0	7	58	23	5	0	39	2	34	0	2
Burleson	.156	11	45	4	7	8	1	0	0	2	2	0	0	6	2	3	0	0
Carew	.319	138	523	88	167	211	25	5	3	44	16	4	2	67	5	49	10	17
Clark	.211	102	90	11	19	26	1	0	2	8	2	1	0	0	0	29	1	0
DeCinces	.301	153	575	94	173	315	42	5	30	97	4	9	1	66	7	80	7	5
Downing	.281	158	623	109	175	300	37	2	28	84	3	8	5	86	1	58	2	1
Ferguson	.226	36	84	10	19	30	2	0	3	8	1	0	0	12	0	19	0	0
Foli	.252	150	480	46	121	148	14	2	3	56	26★	6	2	14	1	22	2	4
Grich	.261	145	506	74	132	227	28	5	19	65	6	3	8	82	3	109	3	3
Jackson, Re.	.275	153	530	92	146	282	17	1	39★	101	0	4	2	85	12	156★	4	5
Jackson, Ro.	.331	53	142	15	47	59	6	0	2	19	4	1	2	10	0	12	0	1
Kelleher	.163	34	49	9	8	9	1	0	0	1	3	0	1	5	0	5	1	1
Lynn	.299	138	472	89	141	244	38	1	21	86	5	7	3	58	4	72	7	8
Moreno	.000	11	3	3	0	0	0	0	0	0	0	0	0	2	0	0	0	2
Pettis	.200	10	5	5	1	4	0	0	1	1	0	0	0	0	0	2	0	0
Sconiers	.154	12	13	0	2	2	0	0	0	2	0	0	0	2	0	1	0	0
Wilfong	.245	55	102	17	25	36	4	2	1	11	2	0	0	7	1	17	4	0
TOTALS	.274	162	5532	814	1518	2396	268	26	186	760	114	56	35	613	46	760	55	53
OPP.	.259	162	5555	670	1436	2148	250	45	124	640	47	32	42	482	—	—	66	—

1982 ANGELS DESIGNATED HITTERS

PLAYER	AVG	G	AB	R	H	TB	2B	3B	HR	RBI	SH	SF	HP	BB	IBB	SO	SB	CS
Baylor	.263	155	608	79	160	258	24	1	24	93	0	8	7	55	7	69	10	4
Grich	.000	1	4	0	0	0	0	0	0	0	0	0	0	0	0	1	0	0
Jackson, Re.	.238	5	21	5	5	15	1	0	3	10	0	0	0	3	0	5	0	0
Moreno	.000	1	0	0	0	0	0	0	0	0	0	0	0	1	0	0	0	0
Sconiers	.000	1	1	0	0	0	0	0	0	0	0	0	0	0	0	0	0	0
Wilfong	.333	1	3	1	1	1	0	0	0	0	0	0	0	2	0	0	0	0
TOTALS	.261	162	637	85	166	274	25	1	27	103	0	8	7	61	7	75	10	4

1982 ANGELS PITCHING

PITCHER	W-L	ERA	G	GS	CG	SHO	SV	IP	H	R	ER	HR	HB	BB	IB	SO	WP	BK
Aase	3-3	3.46	24	0	0	0	4	52	45	20	20	5	0	23	2	40	2	0
Bahnsen	0-1	4.66	7	0	0	0	0	9.2	13	6	5	0	0	8	1	5	0	0
Corbett	1-7	5.05	33	0	0	0	8	57	46	32	32	8	0	25	5	37	2	1
Curtis	0-1	6.00	8	0	0	0	1	12	16	8	8	0	0	3	2	10	2	0
Forsch	13-11	3.87	37	35	12	4	0	228	225	108	98	25	11	57	2	73	1	0
Goltz	8-5	4.08	28	7	1	0	3	86	82	43	39	4	1	32	1	49	2	0
Hassler	2-1	2.78	54	0	0	0	4	71.1	58	24	22	5	4	40	5	38	4	1
John	4-2	3.86	7	7	1	0	0	35	49	18	15	4	0	5	0	14	2	0
Kison	10-5	3.17	33	16	3	1	1	142	120	54	50	15	5	44	3	86	5	0
Mahler	2-0	1.13	6	0	0	0	0	8	9	1	1	0	0	6	1	5	0	0
Moreno	3-7	4.74	13	8	2	0	1	49.5	55	31	26	7	1	23	0	22	2	0
Renko	11-6	4.44	31	23	4	0	0	156	163	78	77	17	1	51	0	81	3	0
Sanchez	7-4	3.21	46	0	0	0	5	92.2	89	36	33	3	7	34	4	58	1	1
Steirer	1-0	3.76	10	1	0	0	0	26.1	25	14	11	2	1	11	0	14	0	0
Tiant	2-2	5.76	6	5	0	0	0	29.2	39	20	19	3	0	8	0	30	0	0
Witt	8-6	3.51	33	26	5	1	0	179.2	177	77	70	8	7	47	2	85	8	1
Zahn	18-8	3.73	34	34	12	4	0	229.1	225	100	95	18	4	65	5	81	2	0
TOTALS	93-69	3.82	162	162	40	10	27	1464	1436	670	621	124	42	482	33	728	36	4
OPP.	69-93	4.58	162	162	24	3	34	1452	1518	814	739	186	35	613	—	760	42	8

WIN STREAK: 7, Apr. 13-19

LOSING STREAK: 8, June 30-July 7

CLUB HISTORY

YEAR BY YEAR STATISTICAL REVIEW



1983 ANGELS BATTING

PLAYER	AVG	G	AB	R	H	TB	2B	3B	HR	RBI	SH	SF	HP	BB	IBB	SO	SB	CS
Adams	.250	58	112	22	28	36	2	0	2	6	3	0	3	5	0	12	1	1
Beniquez	.305	92	315	44	96	120	15	0	3	34	6	1	4	15	0	29	4	2
Boone	.256	142	468	46	120	165	18	0	9	52	10	7	0	24	1	42	4	3
Brown, M.	.231	31	104	12	24	40	5	1	3	9	0	0	0	7	0	20	1	0
Burleson	.286	33	119	22	34	41	7	0	0	11	2	1	0	12	0	12	0	2
Carew	.339	129	472	66	160	194	24	2	2	44	3	3	1	57	9	48	6	7
Clark	.231	76	212	17	49	75	9	1	5	21	3	1	0	9	0	45	0	0
DeCinces	.281	95	370	49	104	183	19	3	18	65	1	8	0	32	2	56	2	0
Downing	.246	113	403	68	99	173	15	1	19	53	1	2	5	62	4	59	1	2
Ferguson	.074	12	27	3	2	2	0	0	0	2	1	0	0	5	0	8	0	0
Foli	.252	88	330	29	83	99	10	0	2	29	11	2	1	5	1	18	2	3
Grich	.292	120	387	65	113	178	17	0	16	62	4	3	7	76	2	62	2	4
Jackson, Re.	.194	116	397	43	77	135	14	1	14	49	0	5	4	52	5	140	0	2
Jackson, Ro.	.230	102	348	41	80	122	16	1	8	39	1	0	3	27	2	33	2	2
Lubratich	.218	57	156	12	34	43	9	0	0	7	13	1	0	4	0	17	0	1
Lynn	.272	117	437	56	119	211	20	3	22	74	0	6	2	55	10	83	2	2
Narron	.136	10	22	1	3	6	0	0	1	4	0	0	0	1	0	3	0	0
O'Berry	.167	26	60	7	10	14	1	0	1	5	2	0	0	3	0	11	0	0
Pettis	.294	22	85	19	25	42	2	3	3	6	1	0	0	7	0	15	8	3
Schofield	.204	21	54	4	11	22	2	0	3	4	1	0	1	6	0	8	0	0
Sconiers	.274	106	314	49	86	135	19	3	8	46	2	1	0	17	2	41	4	2
Valentine	.240	86	271	30	65	118	10	2	13	43	1	4	0	18	0	48	2	1
Wilfong	.254	65	177	17	45	60	7	1	2	17	2	1	0	10	1	25	0	2
TOTALS	.260	162	5640	722	1467	2214	241	22	154	682	68	46	31	509	39	835	41	39
OPP.	.284	162	5760	779	1636	2393	297	35	130	725	57	50	30	496	71	668	83	61

1983 ANGELS DESIGNATED HITTERS

PLAYER	AVG	G	AB	R	H	TB	2B	3B	HR	RBI	SH	SF	HP	BB	IBB	SO	SB	CS
Beniquez	.300	6	20	6	6	6	0	0	0	2	2	0	0	0	0	3	0	0
Carew	.370	24	100	10	37	42	2	0	1	12	0	1	0	14	3	11	1	3
Clark	.333	2	6	1	2	5	0	0	1	2	0	0	0	1	0	1	0	0
DeCinces	.225	10	40	1	9	9	0	0	0	1	0	0	0	2	0	4	0	0
Downing	.255	26	98	18	25	42	2	0	5	10	0	1	1	14	2	11	0	1
Jackson, Re.	.176	62	227	23	40	64	9	0	5	23	0	3	2	34	3	85	0	1
Jackson, Ro.	.289	16	38	6	11	21	1	0	3	11	0	0	0	5	0	8	0	0
Lynn	.375	2	8	2	3	9	0	0	2	2	0	0	0	1	0	2	0	0
Narron	.250	1	4	0	1	1	0	0	0	2	0	0	0	0	0	0	0	0
Sconiers	.309	27	94	17	29	48	7	0	4	17	0	0	0	5	1	13	1	1
TOTALS	.257	162	635	84	163	247	21	0	21	82	2	5	3	76	9	138	2	6

1983 ANGELS PITCHING

PITCHER	W-L	ERA	G	GS	CG	SHO	SV	IP	H	R	ER	HR	HB	BB	IB	SO	WP	BK
Brown, C.	1-1	7.31	10	0	0	0	0	16	25	13	13	1	0	4	1	7	1	0
Brown, S.	2-3	3.52	12	4	2	1	0	46	45	19	18	4	0	16	1	23	0	0
Corbett	1-1	3.63	11	0	0	0	0	17.6	26	10	7	1	1	4	2	18	0	0
Curtis	1-2	3.80	37	3	0	0	5	90	89	44	38	5	2	40	11	36	8	0
Forsch	11-12	4.06	31	31	11	1	0	219.1	226	107	99	21	4	61	6	81	6	0
Goltz	0-6	6.22	15	6	0	0	0	63.2	81	48	44	10	1	37	2	27	1	1
Hassler	0-5	5.45	42	0	0	0	4	36.1	42	22	22	2	0	17	8	20	5	0
John	11-13	4.33	34	34	9	0	0	234.2	287	126	113	20	2	49	5	65	11	0
Kison	11-5	4.05	26	17	4	1	2	126.2	128	59	57	13	4	43	4	83	0	0
Lacey	1-2	5.19	8	0	0	0	0	8.2	12	5	5	1	0	0	0	7	0	0
McLaughlin	2-4	5.17	16	7	0	0	0	55.2	63	32	32	3	2	22	3	45	0	0
Sanchez	10-8	3.66	56	1	0	0	7	98.1	92	42	40	6	3	40	14	49	2	0
Steirer	3-2	4.82	19	5	0	0	0	61.2	77	40	33	3	3	18	4	25	1	0
Travers	0-3	5.91	10	7	0	0	0	42.2	58	32	28	4	2	19	1	24	4	0
Witt	7-14	4.91	43	19	2	0	5	154	173	90	84	14	6	75	7	77	8	0
Zahn	9-11	3.33	29	28	11	3	0	203	212	90	75	22	0	51	2	81	4	0
TOTALS	70-92	4.32	162	162	39	7	23	1474	1636	779	708	130	30	496	72	668	51	1
OPP.	92-70	3.93	162	162	35	11	37	1483.1	1467	722	648	154	31	509	—	835	35	5

WIN STREAK: 7, May 22-29

LOSING STREAK: 6, Sept. 8-14



1984 ANGELS BATTING

PLAYER	AVG	G	AB	R	H	TB	2B	3B	HR	RBI	SH	SF	HP	BB	IBB	SO	SB	CS
Beniquez	.336	110	354	60	119	160	17	0	8	39	4	3	3	18	0	43	0	3
Boone	.202	139	450	33	91	118	16	1	3	32	6	5	0	25	1	45	3	3
Brown, M.	.284	62	148	19	42	77	8	3	7	22	2	0	0	13	1	23	0	2
Burleson	.000	7	4	2	0	0	0	0	0	1	0	0	0	0	0	2	0	0
Carew	.295	93	329	42	97	116	8	1	3	31	5	4	0	40	1	39	4	3
DeCinces	.269	146	547	77	147	236	23	3	20	82	0	12	0	53	4	79	4	1
Downing	.275	156	539	65	148	249	28	2	23	91	3	9	7	70	3	66	0	4
Grich	.256	116	363	60	93	164	15	1	18	58	6	4	2	57	3	70	2	5
Jackson, Re.	.223	143	525	67	117	213	17	2	25	81	1	0	3	55	7	141	8	4
Jackson, Ro.	.165	33	91	5	15	19	2	1	0	5	1	1	0	7	0	13	0	0
Lynn	.271	142	517	84	140	245	28	4	23	79	2	2	2	77	8	97	2	2
Miller	.171	17	41	5	7	7	0	0	0	1	0	0	0	4	0	9	0	0
Narron	.247	69	150	9	37	51	5	0	3	17	1	2	1	8	1	12	0	0
Pettis	.227	140	397	63	90	119	11	6	2	29	5	1	3	60	1	115	48	17
Picciolo	.202	87	119	18	24	33	6	0	1	9	8	1	0	0	0	21	0	1
Schofield	.193	140	400	39	77	105	10	3	4	21	13	0	6	33	0	79	5	2
Sconiers	.244	57	160	14	39	55	4	0	4	17	0	0	0	13	2	17	1	2
Thomas	.138	14	29	3	4	6	0	1	0	2	1	0	0	3	0	4	0	0
Wilfong	.248	108	307	31	76	111	13	2	6	33	6	2	2	20	0	53	3	2
TOTALS	.249	162	5470	696	1363	2084	211	30	150	649	65	46	29	556	32	928	80	51
OPP.	.271	162	5631	697	1526	2273	256	31	143	655	48	54	27	474	59	754	71	50

1984 ANGELS DESIGNATED HITTERS

PLAYER	AVG	G	AB	R	H	TB	2B	3B	HR	RBI	SH	SF	HP	BB	IBB	SO	SB	CS
Brown, M.	.222	3	9	1	2	3	1	0	0	0	0	0	0	1	0	2	0	0
Carew	.500	1	4	0	2	2	0	0	0	0	0	0	0	1	0	0	0	0
DeCinces	.353	5	17	1	6	7	1	0	0	1	0	0	0	5	0	5	0	0
Downing	.222	21	72	8	16	32	4	0	4	15	1	1	0	7	0	9	0	0
Jackson, Re.	.225	134	507	66	114	208	15	2	25	80	1	0	3	55	6	136	8	4
Sconiers	.250	1	4	0	1	1	0	0	0	0	0	0	0	0	0	0	0	0
Wilfong	.000	1	0	0	0	0	0	0	0	0	0	0	0	0	0	0	0	0
TOTALS	.230	162	613	76	141	253	21	2	29	96	2	1	3	69	6	152	8	4

1984 ANGELS PITCHING

PITCHER	W-L	ERA	G	GS	CG	SHO	SV	IP	H	R	ER	HR	HB	BB	IB	SO	WP	BK
Aase	4-1	1.62	23	0	0	0	8	39	30	7	7	1	0	19	5	28	0	0
Brown, S.	0-1	9.00	3	3	0	0	0	11	16	13	11	0	0	9	1	5	1	0
Cliburn	0-0	13.50	1	0	0	0	0	2	3	3	3	0	0	1	1	1	0	0
Corbett	5-1	2.12	45	1	0	0	4	85	76	22	20	2	2	30	12	48	2	0
Curtis	1-2	4.40	17	0	0	0	0	28	30	16	14	4	0	11	1	18	3	0
Forsch	1-1	2.20	2	2	1	0	0	16	14	4	4	2	0	3	0	10	0	0
John	7-13	4.52	32	29	4	1	0	181.1	223	97	91	15	4	56	3	47	11	0
Kaufman	2-3	4.57	29	1	0	0	1	69	68	37	35	13	0	20	4	41	1	1
Kison	4-5	5.37	20	7	0	0	2	65.1	72	42	39	10	6	28	3	66	4	0
LaCorte	1-2	7.06	13	1	0	0	0	29.1	33	26	23	9	0	13	4	13	2	0
Romanick	12-12	3.76	33	33	8	2	0	229.2	240	107	96	23	4	61	3	87	3	0
Sanchez	9-7	3.33	49	0	0	0	11	83.2	84	34	31	10	3	33	9	62	1	1
Slaton	7-10	4.97	32	22	5	1	0	163.2	192	95	90	22	2	56	5	67	6	0
Smith	0-0	18.00	1	0	0	0	0	1	4	2	2	1	0	0	0	0	0	0
Steirer	0-1	16.88	1	1	0	0	0	2.2	6	5	5	0	0	2	1	2	0	0
Swan	0-1	10.80	2	1	0	0	0	5	8	6	6	3	0	0	0	2	0	0
Witt	15-11	3.47	34	34	9	2	0	246.2	227	103	95	17	5	84	3	196	7	1
Zahn	13-10	3.12	28	28	9	5	0	199.1	200	78	69	11	1	48	4	61	3	0
TOTALS	81-81	3.96	162	162	36	12	26	1458	1526	697	641	143	27	474	59	754	44	3
OPP.	81-81	3.78	162	162	31	12	27	1457.1	1363	696	612	150	29	556	—	928	48	12

WIN STREAK: 5, Apr. 17-22

LOSING STREAK: 7, Aug. 15-21

CLUB HISTORY

YEAR BY YEAR STATISTICAL REVIEW



1985 ANGELS BATTING

PLAYER	AVG	G	AB	R	H	TB	2B	3B	HR	RBI	SH	SF	HP	BB	IBB	SO	SB	CS
Beniquez	.304	132	411	54	125	172	13	5	8	42	9	1	5	34	3	48	4	3
Boone	.248	150	460	37	114	146	17	0	5	55	16	4	3	37	2	35	1	2
Brown	.268	60	153	23	41	64	9	1	4	20	3	0	1	7	0	21	0	1
Carew	.280	127	443	69	124	153	17	3	2	39	9	1	1	64	9	47	5	5
DeCinces	.244	120	427	50	104	188	22	1	20	78	5	7	2	47	11	71	1	4
Downing	.263	150	520	80	137	222	23	1	20	85	5	4	13	78	3	61	5	3
Gerber	.264	65	91	8	24	29	1	2	0	6	3	1	0	2	0	3	0	3
Grich	.242	144	479	74	116	178	17	3	13	53	8	0	3	81	3	77	3	5
Hendrick	.122	16	41	5	5	12	1	0	2	6	0	1	0	4	1	8	0	0
Howell	.197	43	137	19	27	46	4	0	5	18	4	1	0	16	2	33	1	1
Jackson	.252	143	460	64	116	224	27	0	27	85	0	2	1	78	12	138	1	2
Jones	.231	125	389	66	90	174	17	2	21	67	8	2	0	57	2	82	7	4
Keedy	.500	3	4	1	2	6	1	0	1	1	0	0	0	0	0	0	0	1
Linares	.258	18	43	7	11	22	2	0	3	11	0	1	0	2	0	5	2	0
Miller	.375	51	48	8	18	28	2	1	2	7	0	0	1	1	0	10	0	1
Narron	.220	67	132	12	29	48	4	0	5	14	0	0	0	11	2	17	0	0
Pettis	.257	125	443	67	114	143	10	8	1	32	9	2	0	62	0	125	56	9
Polidor	1.000	2	1	1	1	1	0	0	0	0	0	0	0	0	0	0	0	0
Schofield	.219	147	438	50	96	145	19	3	8	41	12	3	8	35	0	70	11	4
Sconiers	.286	44	98	14	28	42	6	1	2	12	0	3	0	15	0	18	2	1
White	.143	21	7	7	1	1	0	0	0	0	0	0	1	1	0	3	3	1
Wilfong	.189	83	217	16	41	56	3	0	4	13	8	2	0	16	1	32	4	1
TOTALS	.251	162	5442	732	1364	2100	215	31	153	685	99	35	39	648	51	902	106	51
OPP.	.263	162	5531	703	1453	2290	252	36	171	674	48	44	27	514	30	767	79	56

1985 ANGELS DESIGNATED HITTERS

PLAYER	AVG	G	AB	R	H	TB	2B	3B	HR	RBI	SH	SF	HP	BB	IBB	SO	SB	CS
Beniquez	.281	14	32	4	9	16	1	0	2	6	0	0	1	2	0	7	0	0
Brown	.100	7	10	1	1	1	0	0	0	0	0	0	1	1	0	3	0	0
DeCinces	.071	3	14	1	1	1	0	0	0	0	0	0	0	0	2	0	0	0
Downing	.217	25	83	12	18	30	3	0	3	15	0	1	2	13	0	9	1	0
Gerber	.000	1	0	1	0	0	0	0	0	0	0	0	0	0	0	0	0	0
Grich	.238	6	21	0	5	7	2	0	0	1	1	0	0	1	0	3	1	0
Hendrick	.000	1	3	0	0	0	0	0	0	0	0	0	0	0	0	1	0	0
Jackson	.196	52	168	25	33	65	8	0	8	26	0	2	1	35	9	65	0	2
Jones	.262	43	130	27	34	64	8	2	6	30	1	1	0	19	0	30	1	1
Linares	.250	14	40	6	10	21	2	0	3	10	0	1	0	1	0	4	1	0
Miller	.400	4	10	0	4	4	0	0	0	0	0	0	0	0	0	2	0	1
Narron	.182	7	22	1	4	8	1	0	1	1	0	0	0	1	1	2	0	0
Sconiers	.250	20	68	10	17	27	2	1	2	8	0	2	0	11	0	15	2	1
Wilfong	.000	2	4	0	0	0	0	0	0	0	0	0	0	0	0	0	0	0
TOTALS	.225	162	605	88	136	244	27	3	25	97	2	7	5	84	10	143	6	5

1985 ANGELS PITCHING

PITCHER	W-L	ERA	G	GS	CG	SHO	SV	IP	H	R	ER	HR	HB	BB	IB	SO	WP	BK
Candelaria	7-3	3.80	13	13	1	1	0	71	70	33	30	7	3	24	1	53	2	0
Clements	5-0	3.34	41	0	0	0	1	62	47	23	23	4	2	25	2	19	1	0
Cliburn	9-3	2.09	44	0	0	0	6	99	87	25	23	5	1	26	6	48	2	0
Corbett	3-3	4.89	30	0	0	0	0	46	49	33	25	7	1	20	3	24	0	0
Fowlkes	0-0	9.00	2	0	0	0	0	7	8	7	7	4	0	4	0	5	1	0
Holland	0-1	1.48	15	0	0	0	0	24.1	17	4	4	4	0	10	1	14	1	0
John	2-4	4.70	12	6	0	0	0	38.1	51	22	20	3	1	15	1	17	5	0
Kipper	0-1	21.60	2	1	0	0	0	3.1	7	8	8	1	0	3	0	0	0	0
Lugo	3-4	3.69	20	10	1	0	0	83	86	36	34	10	4	29	1	42	2	0
Mack	0-1	15.43	1	1	0	0	0	2.1	8	4	4	0	0	0	0	0	0	0
McCaskill	12-12	4.70	30	29	6	1	0	189.2	189	105	99	23	4	64	1	102	5	0
Moore	8-8	1.92	65	0	0	0	31	103	91	28	22	9	0	21	3	72	2	0
Romanick	14-9	4.11	31	31	6	1	0	195	210	101	89	29	4	62	1	64	2	3
Sanchez	2-0	5.72	26	0	0	0	2	61.1	67	41	39	9	1	27	3	34	2	0
Slaton	6-10	4.37	29	24	1	0	1	148.1	162	82	72	22	2	63	1	60	8	0
Smith	0-0	7.20	4	0	0	0	0	5	5	4	4	1	0	1	0	3	0	0
Sutton	2-2	3.69	5	5	0	0	0	31.2	27	13	13	6	0	8	0	16	0	0
Witt	15-9	3.56	35	35	6	1	0	250	228	115	99	22	4	98	6	180	11	1
Zahn	2-2	4.38	7	7	1	1	0	37	44	19	18	5	0	14	0	14	1	0
TOTALS	90-72	3.91	162	162	22	8	41	1457.1	1453	703	633	171	27	514	30	767	45	4
OPP.	72-90	4.04	162	162	25	10	34	1455.1	1364	732	653	153	39	648	—	902	28	13

WIN STREAK: 6, Apr. 25-30

LOSING STREAK: 5, July 25-30



1986 ANGELS BATTING

PLAYER	AVG	G	AB	R	H	TB	2B	3B	HR	RBI	SH	SF	HP	BB	IBB	SO	SB	CS
Boone	.222	144	442	48	98	135	12	2	7	49	12	6	0	43	1	30	1	0
Burleson	.284	93	271	35	77	106	14	0	5	29	6	1	1	33	1	32	1	3
DeCinces	.256	140	512	69	131	235	20	3	26	96	2	4	2	52	4	74	2	2
Downing	.267	152	513	90	137	232	27	4	20	95	3	8	17	90	2	84	4	4
Grich	.268	98	313	42	84	129	18	0	9	30	10	1	3	39	1	54	1	3
Hendrick	.272	102	283	45	77	134	13	1	14	47	4	3	1	26	5	41	1	1
Howell	.272	63	151	26	41	71	14	2	4	21	3	2	0	19	0	28	2	0
Jackson	.241	132	419	65	101	171	12	2	18	58	0	3	3	92	11	115	1	1
Jones	.229	126	393	73	90	168	21	3	17	49	7	3	3	64	5	87	10	3
Joyner	.290	154	593	82	172	271	27	3	22	100	10	12	2	57	8	58	5	2
McLemore	.000	5	4	0	0	0	0	0	0	1	0	0	1	0	2	0	1	
Miller	.228	33	57	6	13	17	2	1	0	4	0	1	0	4	0	8	0	0
Narron	.221	57	95	5	21	29	3	1	1	8	1	1	1	9	0	14	0	0
Pettis	.258	154	539	93	139	185	23	4	5	58	15	5	0	69	2	132	50	13
Polidor	.263	6	19	1	5	6	1	0	0	1	0	0	0	1	0	0	0	0
Ryal	.375	13	32	6	12	18	0	0	2	5	0	0	0	2	1	4	1	0
Schofield	.249	139	458	67	114	182	17	6	13	57	9	9	5	48	2	55	23	5
White	.235	29	51	8	12	18	1	1	1	3	0	0	0	6	0	8	6	0
Wilfong	.219	92	288	25	63	89	11	3	3	33	8	2	2	16	2	34	1	4
TOTALS	.255	162	5433	786	1387	2196	236	36	167	743	91	61	40	671	45	860	109	42
OPP.	.248	162	5476	684	1356	2107	228	32	153	652	41	44	27	478	19	955	61	55

1986 ANGELS DESIGNATED HITTERS

PLAYER	AVG	G	AB	R	H	TB	2B	3B	HR	RBI	SH	SF	HP	BB	IBB	SO	SB	CS
Burleson	.275	38	131	18	36	49	4	0	3	12	1	0	0	10	0	18	0	2
DeCinces	.250	3	12	2	3	5	2	0	0	0	0	0	0	0	0	2	0	0
Downing	.243	10	37	6	9	20	3	1	2	5	0	1	1	6	0	8	0	0
Hendrick	.250	4	8	1	2	2	0	0	0	1	0	0	0	1	0	1	0	0
Howell	.000	2	3	1	0	0	0	0	0	0	0	0	0	1	0	0	0	0
Jackson	.236	121	403	63	95	164	11	2	18	54	0	3	3	89	11	113	1	1
Miller	.667	2	3	1	2	3	1	0	0	0	0	0	0	1	0	0	0	0
Narron	.667	2	3	0	2	2	0	0	0	2	0	1	0	1	0	0	0	0
Pettis	.000	1	0	1	0	0	0	0	0	0	0	0	0	0	0	0	0	0
Ryal	.500	2	2	1	1	4	0	0	1	2	0	0	0	0	0	0	0	0
TOTALS	.249	162	602	94	150	249	21	3	24	76	1	5	4	109	11	142	1	3

1986 ANGELS PITCHING

PITCHER	W-L	ERA	G	GS	CG	SHO	SV	IP	H	R	ER	HR	HB	BB	IB	SO	WP	BK
Bryden	2-1	6.55	16	0	0	0	0	34.1	38	25	25	4	2	21	0	25	2	0
Candelaria	10-2	2.55	16	16	1	1	0	91.2	68	30	26	4	3	26	2	81	2	1
Chadwick	0-5	7.24	7	7	0	0	0	27.1	39	26	22	5	1	15	0	9	1	0
Cook	0-2	9.00	5	1	0	0	0	9	13	12	9	3	0	7	1	6	0	0
Corbett	4-2	3.66	46	0	0	0	10	78.2	66	36	32	11	1	22	2	36	2	0
Finley	3-1	3.30	25	0	0	0	0	46.1	40	17	17	2	1	23	1	37	2	0
Fischer	0-0	4.24	9	0	0	0	0	17	18	8	8	4	0	8	2	7	0	1
Forsch	0-1	9.53	10	0	0	0	1	17	24	21	18	4	2	10	0	13	0	0
Forster	4-1	3.51	41	0	0	0	5	41	47	18	16	2	3	17	1	28	0	0
Fraser	0-0	8.31	1	1	0	0	0	4	6	4	4	0	0	1	0	2	0	0
Lucas	4-1	3.15	27	0	0	0	2	45.2	45	19	16	1	0	6	0	31	5	0
Lugo	1-1	3.80	6	3	0	0	0	21.1	21	9	9	4	0	6	0	9	0	0
McCaskill	17-10	3.36	34	33	10	2	0	246.1	207	98	92	19	5	92	1	202	10	2
Moore	4-5	2.97	49	0	0	0	21	72.2	60	28	24	10	0	22	4	53	4	1
Romanick	5-8	5.50	18	18	1	1	0	106.1	124	68	65	13	0	44	0	38	4	0
Ruhle	1-3	4.15	16	3	0	0	1	47.2	46	25	22	5	1	7	0	23	1	0
Slaton	4-6	5.65	14	12	0	0	0	73.1	84	52	46	9	2	29	4	31	1	0
Sutton	15-11	3.74	34	34	3	1	0	207	192	93	86	31	3	49	2	116	4	1
Witt	18-10	2.84	34	34	14	3	0	269	218	95	85	22	3	73	2	208	6	0
TOTALS	92-70	3.84	408	162	29	12	40	1456	1356	684	621	153	27	478	19	955	44	6
OPP.	70-92	4.38	162	162	27	10	30	1443	1387	786	702	167	40	671	—	860	48	11

WIN STREAK: 7, Aug. 24-31

LOSING STREAK: 5, May 21-25

CLUB HISTORY

YEAR BY YEAR STATISTICAL REVIEW



1987 ANGELS BATTING

PLAYER	AVG	G	AB	R	H	TB	2B	3B	HR	RBI	SH	SF	HP	BB	IBB	SO	SB	CS
Armas	.198	28	81	8	16	30	3	1	3	9	1	1	0	1	0	11	1	0
Boone	.242	128	389	42	94	121	18	0	3	33	14	3	1	35	0	36	0	2
Buckner	.306	57	183	16	56	79	12	1	3	32	1	1	0	9	1	7	1	0
DeCinces	.234	133	453	65	106	177	23	0	16	63	2	3	2	70	6	87	3	4
Downing	.272	155	567	110	154	276	29	3	29	77	2	3	17	106	6	85	5	5
Eppard	.333	8	9	2	3	3	0	0	0	0	0	0	0	2	0	0	0	0
Fimble	.200	13	10	1	2	2	0	0	0	1	0	0	0	1	0	2	0	0
Hendrick	.241	65	162	14	39	64	10	0	5	25	0	0	0	14	1	18	0	0
Howell	.245	138	449	64	110	207	18	5	23	64	1	2	2	57	4	118	4	3
Jones	.245	85	192	25	47	83	8	2	8	28	1	0	0	20	2	38	2	1
Joyner	.285	149	564	100	161	298	33	1	34	117	2	10	5	72	12	64	8	2
McLemore	.236	138	433	61	102	130	13	3	3	41	15	3	0	48	0	72	25	8
Miller	.241	53	108	14	26	43	5	0	4	16	2	3	2	9	0	13	1	0
Pettis	.208	133	394	49	82	102	13	2	1	17	1	0	1	52	0	124	24	5
Polidor	.263	63	137	12	36	45	3	0	2	15	0	1	1	2	0	15	0	0
Ray	.346	30	127	16	44	55	11	0	0	15	1	1	0	3	0	10	0	0
Ryal	.200	58	100	7	20	41	6	0	5	18	1	0	0	3	1	15	0	0
Schofield	.251	134	479	52	120	170	17	3	9	46	10	3	2	37	0	63	19	3
White	.263	159	639	103	168	283	33	5	24	87	14	2	2	39	2	135	32	11
Wilson	.500	7	2	5	1	1	0	0	0	1	0	0	0	1	0	0	0	0
Wyegar	.207	31	92	4	19	21	2	0	0	5	1	0	0	9	0	13	0	0
TOTALS	.252	162	5570	770	1406	2231	257	26	172	709	70	36	35	590	35	926	125	44
OPP.	.264	162	5600	803	1481	2408	243	24	212	755	50	34	32	504	30	941	72	58

1987 ANGELS DESIGNATED HITTERS

PLAYER	AVG	G	AB	R	H	TB	2B	3B	HR	RBI	SH	SF	HP	BB	IBB	SO	SB	CS
Boone	1.000	1	1	0	1	1	0	0	0	0	0	0	0	0	0	0	0	0
Buckner	.275	39	149	14	41	60	10	0	3	23	1	1	0	9	1	5	1	0
DeCinces	.000	1	1	0	0	0	0	0	0	0	0	0	0	0	0	1	0	0
Downing	.273	118	444	85	121	221	22	3	24	63	2	2	12	84	4	63	2	4
Hendrick	.000	5	4	0	0	0	0	0	0	0	0	0	0	0	0	0	0	0
Jones	.667	3	3	0	2	2	0	0	0	0	0	0	0	2	0	0	0	0
McLemore	.000	3	1	1	0	0	0	0	0	0	0	0	0	0	0	1	0	1
Miller	—	1	—	1	0	0	0	0	0	0	0	0	0	0	0	0	0	0
Ray	.500	1	4	1	2	2	0	0	0	0	0	0	0	0	0	0	0	0
Ryal	.235	5	17	2	4	8	1	0	1	2	0	0	0	0	0	3	0	0
Schofield	.750	1	4	0	3	5	2	0	0	1	0	0	0	0	0	1	0	0
Wilson	1.000	2	1	2	1	1	0	0	0	0	0	0	0	0	0	0	0	0
Wyegar	.000	1	1	0	0	0	0	0	0	0	0	0	0	0	0	0	0	0
TOTALS	.278	162	630	106	175	300	35	3	28	89	3	3	12	95	5	74	3	5

1987 ANGELS PITCHING

PITCHER	W-L	ERA	G	GS	CG	SHO	SV	IP	H	R	ER	HR	HB	BB	IB	SO	WP	BK
Buice	6-7	3.39	57	0	0	0	17	114	87	45	43	12	2	40	3	109	3	0
Candelaria	8-6	4.71	20	20	0	0	0	116.2	127	70	61	17	1	20	0	74	0	0
Cook	1-2	5.50	16	1	0	0	0	34.1	34	21	21	7	0	18	0	27	3	1
Finley	2-7	4.67	35	3	0	0	0	90.2	102	54	47	7	3	43	3	63	4	3
Fraser	10-10	3.92	36	23	5	1	1	176.2	160	85	77	26	6	63	3	106	12	1
Garcia	0-0	16.20	1	0	0	0	0	1.2	3	4	3	0	0	3	0	0	1	0
Harvey	0-0	0.00	3	0	0	0	0	5	6	0	0	0	0	2	0	3	3	0
Lazorko	5-6	4.59	26	11	2	0	0	117.2	108	68	60	20	2	44	5	55	3	1
Lucas	1-5	3.63	48	0	0	0	3	74.1	66	41	30	7	2	35	5	44	3	1
Lugo	0-2	9.32	7	5	0	0	0	28	42	34	29	8	0	18	0	24	3	0
McCaskill	4-6	5.67	14	13	1	1	0	74.2	84	52	47	14	2	34	0	56	1	0
Minton	5-4	3.08	41	0	0	0	10	76	71	28	26	4	1	29	4	35	2	0
Moore	2-2	2.70	14	0	0	0	5	26.2	28	12	8	2	0	13	2	17	0	0
Reuss	4-5	5.25	17	16	1	1	0	82.1	112	60	48	16	2	17	1	37	3	0
Sutton	11-11	4.70	35	34	1	0	0	191.2	199	101	100	38	7	41	0	99	7	0
Witt	16-14	4.01	36	36	10	0	0	247	252	128	110	34	4	84	4	192	6	0
TOTALS	75-87	4.38	162	162	20	7	36	1457.1	1481	803	709	212	32	504	30	941	54	7
OPP.	87-75	4.19	162	162	25	11	36	1462	1406	770	681	172	35	590	35	926	58	15

WIN STREAK: 8, June 21-29

LOSING STREAK: 9, May 22-31



1988 ANGELS BATTING

PLAYER	AVG	G	AB	R	H	TB	2B	3B	HR	RBI	SH	SF	HP	BB	IBB	SO	SB	CS
Armas	.272	120	368	42	100	163	20	2	13	49	1	2	0	22	0	87	1	3
Bichette	.261	21	46	1	12	14	2	0	0	8	0	4	0	0	0	7	0	0
Boone	.295	122	352	38	104	136	17	0	5	39	9	0	2	29	2	26	2	2
Bosley	.280	35	75	9	21	26	5	0	0	7	1	3	0	6	0	12	1	1
Brown	.220	18	50	4	11	13	2	0	0	3	1	0	0	1	0	12	0	0
Buckner	.209	19	43	1	9	9	0	0	0	0	0	1	0	4	0	0	2	0
Davis, C.	.268	158	600	81	161	259	29	3	21	93	1	10	0	56	14	118	9	10
Davis, D.	.000	6	12	1	0	0	0	0	0	0	0	0	1	0	0	3	0	0
Dorsett	.091	7	11	0	1	1	0	0	0	2	0	0	0	1	0	5	0	0
Downing	.242	135	484	80	117	214	18	2	25	64	5	6	14	81	5	63	3	4
Eppard	.283	56	113	7	32	37	3	1	0	14	2	0	0	11	0	15	0	0
Hendrick	.244	69	127	12	31	41	1	0	3	19	1	3	1	7	1	20	0	1
Howell	.254	154	500	59	127	211	32	2	16	63	4	2	6	46	8	130	2	6
Joyner	.295	158	597	81	176	250	31	2	13	85	0	6	5	55	14	51	8	2
McLemore	.240	77	233	38	56	77	11	2	2	16	5	2	0	25	0	28	13	7
Miller	.221	70	140	21	31	43	4	1	2	7	3	0	5	9	0	29	2	1
Noboa	.063	21	16	4	1	1	0	0	0	0	0	0	0	0	0	1	0	0
Polidor	.148	54	81	4	12	15	3	0	0	4	3	0	0	3	0	11	0	0
Ramos	.133	10	15	3	2	2	0	0	0	0	0	0	0	0	0	0	0	0
Ray	.306	153	602	75	184	258	42	7	6	83	9	8	4	36	2	38	4	1
Redfield	.000	1	2	0	0	0	0	0	0	0	0	0	0	0	0	0	0	0
Schofield	.239	155	527	61	126	167	11	6	6	34	11	2	9	40	0	57	20	5
Walker	.154	33	78	8	12	13	1	0	0	2	2	0	0	6	0	15	2	1
White	.259	122	455	76	118	177	22	2	11	51	5	1	2	23	1	84	17	8
Wynegar	.255	27	55	8	14	23	4	1	1	8	0	2	0	8	1	7	0	0
TOTALS	.261	162	5582	714	1458	2150	258	31	124	660	63	52	49	469	48	819	86	52
OPP.	.270	162	5568	771	1503	2235	253	37	135	711	52	67	42	568	67	817	98	64

1988 ANGELS DESIGNATED HITTERS

PLAYER	AVG	G	AB	R	H	TB	2B	3B	HR	RBI	SH	SF	HP	BB	IBB	SO	SB	CS
Armas	.091	5	11	1	1	4	0	0	1	1	0	0	0	2	0	2	0	0
Bosley	.250	2	4	1	1	1	0	0	0	0	0	0	0	1	0	1	0	0
Buckner	.184	11	38	1	7	7	0	0	0	3	0	0	0	2	0	0	2	0
Davis, C.	.154	3	13	2	2	5	0	0	1	2	0	0	0	0	0	4	0	0
Downing	.241	132	481	80	116	213	18	2	25	64	5	6	14	81	5	63	3	4
Eppard	.310	10	29	3	9	9	0	0	0	4	1	0	0	2	0	4	0	0
Hendrick	.143	3	7	1	1	1	0	0	0	1	0	0	0	1	1	2	0	0
McLemore	.000	1	1	1	0	0	0	0	0	0	0	0	0	0	0	0	0	0
Miller	.000	1	1	0	0	0	0	0	0	0	0	0	0	0	0	0	0	0
Polidor	.000	1	0	0	0	0	0	0	0	0	0	0	0	0	0	0	0	0
Ray	.304	6	23	1	7	9	2	0	0	5	0	0	0	2	0	2	0	0
TOTALS	.237	162	608	91	144	249	20	2	27	80	6	6	14	91	6	78	5	4

1988 ANGELS PITCHING

PITCHER	W-L	ERA	G	GS	CG	SHO	SV	IP	H	R	ER	HR	HB	BB	IB	SO	WP	BK
Buice	2-4	5.88	32	0	0	0	3	41.1	45	29	27	5	0	19	3	38	3	2
Clark	6-6	5.07	15	15	2	1	0	94	120	54	53	8	0	31	6	39	5	2
Cliburn	4-2	4.07	40	1	0	0	0	84	83	45	38	11	6	32	6	42	1	4
Cook	0-1	4.91	3	0	0	0	0	3.2	4	2	2	0	1	1	0	2	1	0
Corbett	2-1	4.14	34	0	0	0	1	45.2	47	23	21	2	0	23	3	28	2	0
DiMichele	0-0	9.64	4	0	0	0	0	4.2	5	5	5	2	0	2	0	1	0	1
Finley	9-15	4.17	31	31	2	0	0	194.1	191	95	90	15	6	82	7	111	5	8
Fraser	12-13	5.41	34	32	2	0	0	194.2	203	129	117	33	9	80	7	86	12	6
Harvey	7-5	2.13	50	0	0	0	17	76	59	22	18	4	1	20	6	67	4	1
Krawczyk	0-1	4.81	14	1	0	0	1	24.1	29	13	13	2	2	8	1	17	2	0
Lazorko	0-1	3.35	10	3	0	0	0	37.2	37	15	14	5	1	16	0	19	0	1
Lovelace	0-0	13.50	3	0	0	0	0	1.1	2	2	2	1	0	3	0	0	0	0
Lugo	0-0	9.00	1	0	0	0	0	2	2	2	2	1	0	1	0	1	0	0
McCaskill	8-6	4.31	23	23	4	2	0	146.1	155	78	70	9	1	61	3	98	13	2
Minton	4-5	2.85	44	0	0	0	7	79	67	37	25	1	3	34	10	46	4	1
Monteleone	0-0	0.00	3	0	0	0	0	4.1	4	0	0	0	1	1	1	3	0	1
Moore	5-2	4.91	27	0	0	0	4	33	48	20	18	4	0	8	2	22	2	4
Petry	3-9	4.38	22	22	4	1	0	139.2	139	70	68	18	6	59	5	64	5	2
Witt	13-16	4.15	34	34	12	2	0	249.2	263	130	115	14	5	87	7	133	9	2
TOTALS	75-87	4.32	162	162	26	9	33	1455.2	1503	771	698	135	42	568	67	817	68	37
OPP.	87-75	3.89	162	162	26	7	48	1460.2	1458	714	632	124	49	469	48	819	35	43

WIN STREAK: 7, July 6-15 & July 27-Aug. 2

LOSING STREAK: 12, Sept. 19-Oct. 2

CLUB HISTORY

YEAR BY YEAR STATISTICAL REVIEW



1989 ANGELS BATTING

PLAYER	AVG	G	AB	R	H	TB	2B	3B	HR	RBI	SH	SF	HP	BB	IBB	SO	SB	CS
Anderson	.229	86	223	27	51	59	6	1	0	17	6	1	1	17	0	42	1	2
Armas	.257	60	202	22	52	94	7	1	11	30	0	2	0	7	2	48	0	0
Bichette	.210	48	138	13	29	45	7	0	3	15	0	2	0	6	0	24	3	0
Brady	.500	2	2	0	1	2	1	0	0	1	0	0	0	0	0	1	0	0
Davis	.271	154	560	81	152	244	24	1	22	90	3	6	0	61	12	109	3	0
DiSarcina	.000	2	0	0	0	0	0	0	0	0	0	0	0	0	0	0	0	0
Downing	.283	142	544	59	154	225	25	2	14	59	0	4	6	56	3	87	0	2
Eppard	.250	12	12	0	3	3	0	0	0	2	0	0	0	1	0	4	0	0
Hoffman	.212	48	104	9	22	28	3	0	1	3	4	0	1	3	0	13	0	2
Howell	.228	144	474	56	108	195	19	4	20	52	3	1	3	52	9	125	0	3
Joyner	.282	159	593	78	167	249	30	2	16	79	1	8	6	46	7	58	3	2
McLemore	.243	32	103	12	25	30	3	1	0	14	3	1	1	7	0	19	6	1
Orton	.179	16	39	4	7	8	1	0	0	4	1	0	0	2	0	17	0	0
Parrish	.238	124	433	48	103	168	12	1	17	50	1	4	2	42	6	104	1	1
Ray	.289	134	530	52	153	190	16	3	5	62	4	12	0	36	3	30	6	3
Rose	.211	14	38	4	8	16	1	2	1	3	1	0	1	2	0	10	0	0
Schofield	.228	91	302	42	69	96	11	2	4	26	11	2	3	28	0	47	9	3
Schroeder	.203	41	138	16	28	48	2	0	6	15	3	0	0	3	0	44	0	0
Singley	.333	4	3	0	1	1	0	0	0	0	0	0	0	1	0	0	0	0
Venable	.358	20	53	7	19	23	4	0	0	4	3	0	0	1	0	16	0	0
Washington	.273	110	418	53	114	179	18	4	13	42	3	1	2	27	3	84	13	5
White	.245	156	636	86	156	236	18	13	12	56	7	2	2	31	3	129	44	16
TOTALS	.256	162	5545	669	1422	2139	208	37	145	624	54	46	28	429	48	1011	89	40
OPP.	.253	162	5470	578	1384	1968	201	22	113	551	54	50	29	465	19	897	111	42

1989 ANGELS DESIGNATED HITTERS

PLAYER	AVG	G	AB	R	H	TB	2B	3B	HR	RBI	SH	SF	HP	BB	IBB	SO	SB	CS
Anderson	.333	1	3	0	1	1	0	0	0	1	1	0	0	0	0	0	0	0
Armas	.278	6	18	4	5	13	2	0	2	4	0	1	0	1	1	4	0	0
Davis	.227	6	22	1	5	8	3	0	0	2	0	0	0	2	0	7	0	0
Downing	.284	141	543	59	154	225	25	2	14	59	0	4	6	56	3	87	0	2
Hoffman	.000	1	4	0	0	0	0	0	0	0	0	0	0	0	0	0	0	0
Parrish	.250	2	8	0	2	4	2	0	0	2	0	0	0	0	0	1	0	0
Washington	.214	7	28	2	6	8	0	1	0	3	0	0	0	2	0	5	0	0
White	.000	1	0	1	0	0	0	0	0	0	0	0	0	0	0	0	0	0
TOTALS	.277	162	629	67	174	260	32	3	16	72	1	5	6	61	4	105	0	2

1989 ANGELS PITCHING

PITCHER	W-L	ERA	G	GS	CG	SHO	SV	IP	H	R	ER	HR	HB	BB	IB	SO	WP	BK
Abbott	12-12	3.92	29	29	4	2	0	181.1	190	95	79	13	4	74	3	115	8	2
Blyleven	17-5	2.73	33	33	8	5	0	241	225	76	73	14	8	44	2	131	2	0
Clark	0-2	4.91	4	2	0	0	0	11	13	8	6	0	0	3	0	7	2	1
Corbett	0-0	3.38	4	0	0	0	0	5.1	3	2	2	1	0	1	0	3	0	0
Fetters	0-0	8.10	1	0	0	0	0	3.1	5	4	3	1	0	1	0	4	2	0
Finley	16-9	2.57	29	29	9	1	0	199.2	171	64	57	13	2	82	0	156	4	2
Fraser	4-7	3.24	44	0	0	0	2	91.2	80	33	33	6	5	23	4	46	5	0
Harvey	3-3	3.44	51	0	0	0	25	55	36	21	21	6	0	41	1	78	5	0
McCaskill	15-10	2.93	32	32	6	4	0	212	202	73	69	16	3	59	1	107	7	2
McClure	6-1	1.55	48	0	0	0	3	52.1	39	14	9	2	1	15	1	36	2	2
Minton	4-3	2.20	62	0	0	0	8	90	76	22	22	4	2	37	4	42	3	0
Monteleone	2-2	3.18	24	0	0	0	0	39.2	39	15	14	3	1	13	1	27	2	0
Petry	3-2	5.47	19	4	0	0	0	51	53	32	31	8	1	23	0	21	2	0
Witt	9-15	4.54	33	33	5	0	0	220	252	119	111	26	2	48	1	123	7	0
TOTALS	91-71	3.28	162	162	32	20	38	1454.1	1384	578	530	113	29	465	19	897	51	9
OPP.	71-91	3.67	162	162	32	9	35	1447.2	1422	669	591	145	28	429	48	1011	47	11

WIN STREAK: 7, July 18-25

LOSING STREAK: 7, June 7-14



1990 ANGELS BATTING

PLAYER	AVG	G	AB	R	H	TB	2B	3B	HR	RBI	SH	SF	HP	BB	IBB	SO	SB	CS
Anderson	.229	86	223	27	51	59	6	1	0	17	6	1	1	17	0	42	1	2
Bichette	.255	109	349	40	89	151	15	1	15	53	1	2	3	16	1	79	5	2
Coachman	.311	16	45	3	14	17	3	0	0	5	1	0	2	1	0	7	0	1
Davis	.265	113	412	58	109	164	17	1	12	58	0	3	0	61	4	89	1	2
DiSarcina	.140	18	57	8	8	11	1	1	0	0	1	0	0	3	0	10	1	0
Downing	.273	96	330	47	90	154	18	2	14	51	0	4	6	50	2	45	0	0
Hill	.264	103	352	36	93	124	18	2	3	32	6	4	1	29	1	27	1	2
Howell	.228	105	316	35	72	117	19	1	8	33	1	2	1	46	5	61	3	0
Joyner	.268	83	310	35	83	122	15	0	8	41	1	5	1	41	4	34	2	1
McLemore	.146	20	48	4	7	9	2	0	0	2	1	0	0	4	0	9	1	0
Orton	.190	31	84	8	16	24	5	0	1	6	2	0	1	5	0	31	0	1
Parrish	.268	133	470	54	126	212	14	0	24	70	0	2	5	46	4	107	2	2
Polonia	.336	109	381	50	128	159	7	9	2	32	3	3	1	25	1	42	20	14
Ray	.277	105	404	47	112	150	23	0	5	43	3	3	0	19	2	44	2	3
Rose	.385	7	13	5	5	8	0	0	1	2	1	0	0	2	0	1	0	0
Schofield	.255	99	310	41	79	92	8	1	1	18	13	2	2	52	3	61	3	4
Schroeder	.224	18	58	7	13	28	3	0	4	9	0	0	0	1	0	10	0	0
Schu	.268	61	157	19	42	68	8	0	6	14	0	1	0	11	0	25	0	0
Stevens	.214	67	248	28	53	84	10	0	7	32	2	3	0	22	3	75	1	1
Tingley	.000	5	3	0	0	0	0	0	0	0	0	0	0	1	0	0	0	0
Venable	.259	93	189	26	49	76	9	3	4	21	7	2	0	24	2	31	5	1
Washington	.176	12	34	3	6	10	1	0	1	3	0	0	0	2	0	8	1	0
White	.217	125	443	57	96	152	17	3	11	44	10	3	3	44	5	116	21	6
Winfield	.275	112	414	63	114	193	18	2	19	72	1	6	1	48	3	68	0	15
TOTALS	.260	162	5570	690	1448	2180	237	27	147	646	58	45	28	568	41	1000	69	43
OPP.	.267	162	5548	706	1482	2103	235	34	106	660	47	46	38	544	25	944	91	69

1990 ANGELS DESIGNATED HITTERS

PLAYER	AVG	G	AB	R	H	TB	2B	3B	HR	RBI	SH	SF	HP	BB	IBB	SO	SB	CS
Coachman	.000	2	5	0	0	0	0	0	0	0	0	0	0	0	0	1	0	0
Davis	.284	60	225	35	64	97	13	1	6	30	0	2	0	34	3	43	0	2
Downing	.280	87	322	47	90	154	18	2	14	51	0	4	6	49	2	44	0	0
Hill	.000	1	1	0	0	0	0	0	0	0	0	0	0	0	0	0	0	0
Parrish	.500	1	4	1	2	4	1	0	0	1	0	0	0	0	0	0	0	0
Polonia	.333	11	45	3	15	16	1	0	0	3	0	0	0	1	0	5	2	3
Ray	.250	1	4	0	1	1	0	0	0	0	0	0	0	0	0	0	0	0
Winfield	.364	3	11	3	4	8	1	0	1	2	0	0	0	4	0	3	0	0
TOTALS	.285	162	617	89	176	280	35	3	21	87	0	7	6	88	5	96	2	5

1990 ANGELS PITCHING

PITCHER	W-L	ERA	G	GS	CG	SHO	SV	IP	H	R	ER	HR	HB	BB	IB	SO	WP	BK
Abbott	10-14	4.51	33	33	4	1	0	211.2	246	116	106	16	5	72	6	105	4	3
Bailes	2-0	6.37	27	0	0	0	0	35.1	46	30	25	8	1	20	0	16	0	0
Blyleven	8-7	5.24	23	23	2	0	0	134	163	85	78	15	7	25	0	69	6	0
Clear	0-0	5.87	4	0	0	0	0	7.2	5	7	5	0	2	9	0	6	1	0
Corbett	0-0	9.00	4	0	0	0	0	5	8	5	5	0	0	3	0	2	0	0
Eichhorn	2-5	3.08	60	0	0	0	13	84.2	98	36	29	2	6	23	0	69	2	0
Fetters	1-1	4.12	26	2	0	0	1	67.2	77	33	31	9	2	20	0	35	3	0
Finley	18-9	2.40	32	32	7	2	0	236	210	77	63	17	2	81	3	177	9	0
Fraser	5-4	3.08	45	0	0	0	2	76	69	29	26	4	0	24	3	32	1	0
Grähe	3-4	4.98	8	8	0	0	0	43.1	51	30	24	3	3	23	1	25	1	0
Harvey	4-4	3.22	54	0	0	0	25	64.1	45	24	23	4	0	35	6	82	7	1
Hill	0-0	0.00	1	0	0	0	0	1	0	0	0	0	0	1	0	1	0	0
Langston	10-17	4.40	33	33	5	1	0	223	215	120	109	13	5	104	1	195	8	0
Lewis	1-1	2.20	2	2	1	0	0	16.1	10	4	4	2	0	2	0	9	0	0
McCaskill	12-11	3.25	29	29	2	1	0	174.1	161	77	63	9	2	72	1	78	6	1
McClure	2-0	6.43	11	0	0	0	0	7	7	6	5	0	0	3	0	6	0	1
Minton	1-1	2.35	11	0	0	0	0	15.1	11	4	4	1	1	7	1	4	0	0
Richardson	0-0	0.00	1	0	0	0	0	.1	1	0	0	0	0	0	0	0	0	0
Witt	0-3	1.77	10	0	0	0	1	20.1	19	9	4	1	1	13	2	14	1	0
Young	1-1	3.52	17	0	0	0	0	30.2	40	14	12	2	1	7	1	19	1	0
TOTALS	80-82	3.79	162	162	21	13	42	1454	1482	706	613	106	8	544	25	944	50	6
OPP.	82-80	3.72	162	162	12	6	55	1458.1	1448	690	602	147	28	566	41	1000	41	5

WIN STREAK: 7, May 21-27

LOSING STREAK: 5, May 3-7

CLUB HISTORY

YEAR BY YEAR STATISTICAL REVIEW



1991 ANGELS BATTING

PLAYER	AVG	G	AB	R	H	TB	2B	3B	HR	RBI	SH	SF	HP	BB	IBB	SO	SB	CS
Abner	.228	41	101	12	23	37	6	1	2	9	0	0	4	0	18	1	2	
Amaro	.217	10	23	0	5	6	1	0	0	2	0	0	3	1	3	0	0	
Cron	.133	6	15	0	2	2	0	0	0	0	0	0	2	0	5	0	0	
Davis	.000	3	2	0	0	0	0	0	0	0	0	0	0	0	0	0	0	
DiSarcina	.211	18	57	5	12	14	2	0	0	3	2	0	2	3	0	4	0	0
Felix	.283	66	230	32	65	85	10	2	2	26	0	2	3	11	0	55	7	5
Flora	.125	3	8	1	1	1	0	0	0	1	0	0	1	0	5	1	0	
Gaetti	.246	152	586	58	144	222	22	1	18	66	2	5	8	33	3	104	5	5
Gallagher	.293	90	270	32	79	99	17	0	1	30	10	0	2	24	0	43	2	4
Hill	.239	77	209	36	50	63	8	1	1	20	3	0	0	30	1	21	1	0
Howell	.210	32	81	11	17	25	2	0	2	7	0	0	0	11	0	11	1	1
Joyner	.301	143	551	79	166	269	34	3	21	96	2	5	1	52	4	66	2	0
Lyons	.200	2	5	0	1	1	0	0	0	0	0	0	0	0	0	0	0	0
Marshall	.000	2	7	0	0	0	0	0	0	0	0	0	0	0	1	0	0	0
Orton	.203	29	69	7	14	18	4	0	0	3	4	0	1	10	0	17	0	1
Parker	.232	119	466	45	108	167	22	2	11	56	0	3	3	29	3	91	3	2
Parrish	.216	119	402	38	87	156	12	0	19	51	0	3	5	35	2	117	0	1
Polonia	.296	150	604	92	179	229	28	8	2	50	2	3	1	52	4	74	48	23
Rose	.277	22	65	5	18	28	5	1	1	8	0	1	0	3	0	13	0	0
Schofield	.225	134	427	44	96	111	9	3	0	31	7	0	3	50	2	69	8	4
Sojo	.258	113	364	38	94	119	14	1	3	20	19	0	5	14	0	26	5	2
Stevens	.293	18	58	8	17	24	7	0	0	9	1	1	0	6	2	12	1	2
Tingley	.200	45	115	11	23	33	7	0	1	13	4	0	1	8	0	34	1	1
Venable	.246	82	187	24	46	67	8	2	3	21	4	2	2	11	2	30	2	1
Winfield	.262	150	568	75	149	268	27	4	28	86	2	6	1	56	4	109	7	2
TOTALS	.255	162	5470	653	1396	2044	245	29	115	607	63	31	38	448	28	928	94	56
OPP.	.250	162	5399	649	1351	2066	250	21	141	609	43	35	38	543	29	990	89	72

1991 ANGELS DESIGNATED HITTERS

PLAYER	AVG	G	AB	R	H	TB	2B	3B	HR	RBI	SH	SF	HP	BB	IBB	SO	SB	CS
Abner	.000	3	0	1	0	0	0	0	0	0	0	0	0	0	0	0	0	0
Amaro	.000	1	0	0	0	0	0	0	0	0	0	0	0	0	0	0	0	0
Cron	.000	1	1	0	0	0	0	0	0	0	0	0	0	0	0	0	0	0
Gallagher	1.000	2	2	0	2	3	1	0	0	0	0	0	0	0	0	0	0	0
Howell	.000	1	1	0	0	0	0	0	0	0	0	0	0	0	0	0	0	0
Marshall	.000	1	3	0	0	0	0	0	0	0	0	0	0	0	0	0	0	0
Orton	.000	1	0	0	0	0	0	0	0	0	0	0	0	0	0	0	0	0
Parker	.232	119	466	45	108	167	22	2	11	56	0	3	3	29	3	91	3	2
Parrish	.143	5	2	2	3	6	0	0	1	1	0	0	0	3	0	5	0	0
Polonia	.313	4	16	3	5	5	0	0	0	0	0	0	0	0	0	3	2	1
Sojo	.000	1	0	1	0	0	0	0	0	0	0	0	0	0	0	0	0	0
Venable	.000	3	1	1	0	0	0	0	0	0	0	0	0	0	0	0	0	1
Winfield	.256	34	125	14	32	52	5	0	5	16	1	1	0	16	2	31	3	1
TOTALS	.236	162	636	67	150	223	28	2	17	73	1	4	3	48	5	130	8	5

1991 ANGELS PITCHING

PITCHER	W-L	ERA	G	GS	CG	SHO	SV	IP	H	R	ER	HR	HB	BB	IB	SO	WP	BK
Abbott, J.	18-11	2.89	34	34	5	1	0	243	222	85	78	14	5	73	6	158	1	4
Abbott, K.	1-2	4.58	5	3	0	0	0	19.2	22	11	10	2	1	13	0	12	1	1
Bailes	1-2	4.18	42	0	0	0	0	51.2	41	26	24	5	4	22	5	41	2	0
Bannister	0-0	3.96	16	0	0	0	0	25	25	12	11	5	0	10	1	16	1	0
Beasley	0-1	3.38	22	0	0	0	0	26.2	26	14	10	2	1	10	1	14	2	0
Eichhorn	3-3	1.98	70	0	0	0	1	81.2	63	21	18	2	2	13	1	49	0	0
Fetters	2-5	4.84	19	4	0	0	0	44.2	53	29	24	4	3	28	2	24	4	0
Finley	18-9	3.80	34	34	4	2	0	227.1	205	102	96	23	8	101	1	171	6	3
Grahe	3-7	4.81	18	10	1	0	0	73	84	43	39	2	3	33	0	40	2	0
Harvey	2-4	1.60	67	0	0	0	46★	78.2	51	20	14	6	1	17	3	101	2	2
Langston	19-8	3.00	34	34	7	0	0	246.1	190	89	82	30	2	96	3	183	6	0
Lewis	3-5	6.27	16	11	0	0	0	60.1	81	43	42	9	2	21	0	37	3	0
McCaskill	10-19★	4.26	30	30	1	0	0	177.2	193	93	84	19	3	66	1	71	6	0
McClure	0-0	9.31	13	0	0	0	0	9.2	13	111	10	3	1	5	0	5	2	1
Robinson	0-3	5.37	39	0	0	0	3	57	56	34	34	9	2	29	4	57	10	0
Valenzuela	0-2	12.15	2	2	0	0	0	6.2	14	10	9	3	0	3	0	5	1	0
Young	1-0	4.26	11	0	0	0	0	12.2	12	6	6	3	0	1	6	0	0	0
TOTALS	81-81	3.69	162	162	18	10	50	1441.2	1351	649	591	141	38	543	29	990	49	11
OPP.	81-81	3.58	162	162	20	15	42	1441.1	1396	653	573	115	38	448	28	928	61	6

WIN STREAK: 5, June 1-6

LOSING STREAK: 7, July 4-13 & July 31-Aug. 6



1992 ANGELS BATTING

PLAYER	AVG	G	AB	R	H	TB	2B	3B	HR	RBI	SH	SF	HP	BB	IBB	SO	SB	CS
Brooks	.216	82	306	28	66	103	13	0	8	36	0	1	1	12	3	46	3	3
Curtis	.259	139	441	59	114	164	16	2	10	46	5	4	6	51	2	71	43	18
Davis	.250	40	104	5	26	34	8	0	0	16	0	1	0	13	2	9	0	0
DiSarcina	.247	157	518	48	128	156	19	0	3	42	5	3	7	20	0	50	9	7
Ducey	.237	31	59	4	14	17	3	0	0	2	0	1	0	5	0	12	2	3
Easley	.258	47	151	14	39	47	5	0	1	12	2	1	3	8	0	26	9	5
Felix	.246	139	509	63	125	184	22	5	9	72	5	9	2	33	5	128	8	8
Fitzgerald	.212	95	189	19	40	60	2	0	0	17	3	0	0	22	0	34	2	2
Gaetti	.226	130	456	41	103	156	13	2	12	48	0	3	6	21	4	79	3	1
Gonzales	.277	104	329	47	91	131	17	1	7	38	5	1	4	41	1	46	7	4
Gonzalez	.182	33	55	4	10	12	2	0	0	2	1	1	0	7	1	20	0	1
Hayes	.225	94	307	35	69	100	17	1	4	29	3	3	0	37	4	54	11	6
Langston	.000	33	2	1	0	0	0	0	0	0	0	0	0	0	2	0	0	0
Morris	.193	43	57	4	11	15	1	0	1	3	1	0	1	4	1	11	1	0
Myers	.235	8	17	0	4	5	1	0	0	0	1	0	0	0	0	6	0	0
Oberkfell	.264	41	91	6	24	25	1	0	0	10	0	2	0	8	2	5	0	1
Orton	.219	43	114	11	25	34	3	0	2	12	2	0	2	7	0	32	1	1
Parrish	.229	24	83	7	19	33	2	0	4	11	1	1	0	5	1	22	0	0
Polonia	.286	149	577	83	165	190	17	4	0	35	8	4	1	45	6	64	51	21★
Rose	.214	30	84	10	18	29	5	0	2	10	1	1	2	8	1	9	1	1
Salmon	.177	23	79	8	14	21	1	0	2	6	0	1	1	11	1	23	1	1
Schofield	.333	1	3	0	1	1	0	0	0	0	0	0	0	1	0	0	0	0
Sojo	.272	106	368	37	100	139	12	3	7	43	7	1	1	14	0	24	7	11
Stevens	.221	106	312	25	69	109	19	0	7	37	1	2	1	29	6	64	1	4
Tingley	.197	71	127	15	25	38	2	1	3	8	5	0	2	13	0	35	0	1
Williams	.231	14	26	5	6	9	1	1	0	2	0	0	0	1	0	10	0	2
TOTALS	.243	162	5364	579	1306	1812	202	20	88	537	56	40	40	416	40	882	160	101
OPP.	.264	162	5484	671	1449	2094	221	17	130	626	47	50	39	532	40	888	120	70

1992 ANGELS DESIGNATED HITTERS

PLAYER	AVG	G	AB	R	H	TB	2B	3B	HR	RBI	SH	SF	HP	BB	IBB	SO	SB	CS
Brooks	.218	70	275	28	60	97	13	0	8	34	0	1	1	10	2	43	3	3
Curtis	.000	1	0	1	0	0	0	0	0	0	0	0	0	0	0	0	0	0
Davis	.208	9	24	0	5	6	1	0	0	1	0	0	0	5	0	2	0	0
Ducey	.000	1	3	0	0	0	0	0	0	0	0	0	0	0	0	1	0	1
Felix	.267	8	30	4	8	11	1	1	0	6	0	1	0	2	1	8	0	0
Fitzgerald	.500	1	2	0	1	1	0	0	0	0	0	0	0	0	0	0	0	0
Gaetti	.230	17	61	6	14	24	1	0	3	4	0	0	1	3	0	15	0	1
Gonzalez	.000	1	0	0	0	0	0	0	0	0	0	0	0	0	0	0	0	0
Hayes	.412	5	17	5	7	10	3	0	0	1	0	0	0	0	0	3	0	0
Langston	.000	1	2	1	0	0	0	0	0	0	0	0	0	0	0	2	0	0
Morris	.000	6	11	0	0	0	0	0	0	1	0	1	1	1	1	2	0	0
Oberkfell	.200	5	20	1	4	4	0	0	0	2	0	0	0	0	0	2	0	0
Parrish	.125	2	8	0	1	1	0	0	0	1	0	0	0	0	0	3	0	0
Polonia	.314	47	188	30	59	71	8	2	0	12	3	1	1	12	2	20	15	9
Stevens	.167	2	6	1	1	1	0	0	0	1	0	0	0	1	0	1	0	0
Williams	.000	2	0	0	0	0	0	0	0	0	0	0	0	0	0	0	0	1
TOTALS	.247	162	647	77	160	226	27	3	11	62	4	3	4	34	6	102	18	15

1992 ANGELS PITCHING

PITCHER	W-L	ERA	G	GS	CG	SHO	SV	IP	H	R	ER	HR	HB	BB	IB	SO	WP	BK
Abbott	7-15	2.77	29	29	7	0	0	211	208	73	65	12	4	68	3	130	2	0
Bailes	3-1	7.45	32	0	0	0	0	38.2	59	34	32	7	1	28	4	25	2	1
Blyleven	8-12	4.74	25	24	1	0	0	133	150	76	70	17	5	29	2	70	3	1
Butcher	2-2	3.25	19	0	0	0	0	27.2	29	11	10	3	2	13	1	24	0	0
Crim	7-6	5.17	57	0	0	0	1	87	100	56	50	11	6	29	6	30	4	0
Eichhorn	2-4	2.38	42	0	0	0	2	56.2	51	19	15	2	0	18	8	42	3	1
Fitzgerald	7-12	3.96	31	31	4	1	0	204.1	212	99	90	24	3	98	2	124	6	0
Fortugno	1-1	5.18	14	5	1	1	1	41.2	37	24	24	5	0	19	0	31	2	1
Frey	4-2	3.57	51	0	0	0	4	45.1	39	18	18	6	2	22	3	24	1	0
Grähe	5-6	3.52	46	7	0	0	21	94.2	85	37	37	5	6	39	2	39	3	0
Harvey	0-4	2.83	25	0	0	0	13	28.2	22	12	9	4	0	11	1	34	4	0
Hathaway	0-0	7.94	2	1	0	0	0	5.2	8	5	5	1	0	3	0	1	0	0
Langston	13-14	3.66	32	32	9	2	0	229	206	103	93	14	6	74	2	174	5	0
Lewis	4-0	3.99	21	2	0	0	0	38.1	36	18	17	3	2	14	1	18	1	1
Robinson	1-0	2.20	3	3	0	0	0	16.1	19	4	4	1	0	3	0	9	1	0
Valera	8-11	3.73	30	28	4	2	0	188	188	82	78	15	2	64	5	113	5	0
TOTALS	72-90	3.84	162	162	26	13	42	1446	1449	671	617	130	39	532	40	888	42	5
OPP.	90-72	3.14	162	162	27	15	45	1454	1306	579	507	88	40	416	40	882	33	12

WIN STREAK: 6, July 10-18

LOSING STREAK: 11, June 28-July 9

CLUB HISTORY

YEAR BY YEAR STATISTICAL REVIEW



1993 ANGELS BATTING

PLAYER	AVG	G	AB	R	H	TB	2B	3B	HR	RBI	SH	SF	HP	BB	IBB	SO	SB	CS
Correia	.266	64	128	12	34	39	5	0	0	9	5	0	4	6	0	20	2	4
Curtis	.285	152	583	94	166	215	25	3	6	59	7	7	4	70	2	89	48	24
Davis	.243	153	573	74	139	252	32	0	27	112	0	0	1	71	12	135	4	1
DiSarcina	.238	126	416	44	99	130	20	1	3	45	5	3	6	15	0	38	5	7
Easley	.313	73	230	33	72	95	13	2	2	22	1	2	3	28	2	35	6	6
Edmonds	.246	18	61	5	15	21	4	1	0	4	0	0	0	2	1	16	0	2
Gaetti	.180	20	50	3	9	11	2	0	0	4	0	1	0	5	0	12	1	0
Gonzales, L.	.500	2	2	0	1	1	0	0	0	1	0	0	0	1	0	0	0	0
Gonzales, R.	.251	118	335	34	84	107	17	0	2	31	2	2	1	49	2	45	5	5
Gruber	.277	18	65	10	18	30	3	0	3	9	2	0	1	2	0	11	0	0
Javiera	.291	92	237	33	69	96	10	4	3	28	1	3	1	27	1	33	12	2
Lovullo	.251	116	367	42	92	130	20	0	6	30	3	2	1	36	1	49	7	6
Myers	.255	108	290	27	74	105	10	0	7	40	3	3	2	17	2	47	3	3
Orton	.189	37	95	5	18	26	5	0	1	4	2	0	1	7	0	24	1	2
Perez	.250	52	180	16	45	67	6	2	4	30	0	1	2	9	0	39	5	4
Polonia	.271	152	576	75	156	188	17	6	1	32	8	3	2	48	7	53	55	24*
Salmon	.283	142	515	93	146	276	35	1	31	95	0	8	5	82	5	135	5	6
Snow	.241	129	419	60	101	171	18	2	16	57	7	6	2	55	4	88	3	0
Stillwell	.262	22	61	2	16	22	2	2	0	3	1	2	0	4	0	11	2	0
Tingley	.200	58	90	7	18	25	7	0	0	12	3	1	1	9	0	22	1	2
Turner	.280	25	75	9	21	29	5	0	1	13	0	1	1	9	0	16	1	1
Van Burkleo	.152	12	33	2	5	11	3	0	1	1	0	0	0	6	0	9	1	0
Walewander	.125	12	8	2	1	1	0	0	0	3	0	1	0	5	0	1	1	1
TOTALS	.260	162	5391	684	1399	2048	259	24	114	644	50	46	38	564	39	930	169	100
OPP.	.270	162	5488	770	1482	2239	268	15	153	732	53	61	51	550	35	843	122	52

1993 ANGELS DESIGNATED HITTERS

PLAYER	AVG	G	AB	R	H	TB	2B	3B	HR	RBI	SH	SF	HP	BB	IBB	SO	SB	CS
Correia	.000	6	0	1	0	0	0	0	0	0	0	0	0	0	0	0	0	0
Davis	.243	150	572	74	139	252	32	0	27	112	0	0	1	70	12	135	4	1
Easley	1.000	1	1	0	1	2	1	0	0	0	0	0	0	0	0	0	0	0
Gaetti	.176	5	17	2	3	3	0	0	0	3	0	1	0	2	0	4	0	0
Gruber	.000	1	4	0	0	0	0	0	0	1	0	0	0	0	0	2	0	0
Javiera	.500	1	2	0	1	1	0	0	0	0	0	0	0	0	0	1	0	0
Myers	.429	2	7	0	3	3	0	0	0	2	0	0	0	0	0	0	0	0
Perez	.000	3	1	1	0	0	0	0	0	0	0	0	0	0	0	0	0	0
Polonia	.188	4	16	2	3	3	0	0	0	0	0	0	0	1	0	3	1	3
Salmon	.750	1	4	2	3	5	2	0	0	1	0	0	0	1	0	1	0	0
Walewander	.000	3	0	0	0	0	0	0	0	0	0	0	0	0	0	0	0	1
Walton	.000	4	0	1	0	0	0	0	0	0	0	0	0	0	0	0	0	0
TOTALS	.245		624	83	153	269	35	0	27	119	0	1	1	74	12	146	5	5

1993 ANGELS PITCHING

PITCHER	W-L	ERA	G	GS	CG	SHO	SV	IP	H	R	ER	HR	HB	BB	IB	SO	WP	BK
Anderson	0-0	3.97	4	1	0	0	0	11.1	11	5	5	1	0	2	0	4	0	0
Butcher	1-0	2.86	23	0	0	0	8	28.1	21	12	9	2	2	15	1	24	0	0
Crim	2-2	5.87	11	0	0	0	0	15.1	17	11	10	2	2	5	1	10	0	0
Davis	0-0	0.00	1	0	0	0	0	2	0	0	0	0	1	0	0	0	0	0
Farrell	3-12	7.35	21	17	0	0	0	90.2	110	74	74	22	7	44	3	45	3	0
Finley	16-14	3.15	35	35	13*	2	0	251.1	243	108	88	22	6	82	1	187	8	1
Frey	2-3	2.98	55	0	0	0	13	48.1	41	20	16	1	3	26	1	22	3	0
Gonzales	0-0	0.00	1	0	0	0	0	1	0	0	0	0	0	0	0	0	0	0
Grahe	4-1	2.86	45	0	0	0	11	56.2	54	22	18	5	2	25	4	31	3	0
Hathaway	4-3	5.02	11	11	0	0	0	57.1	71	35	32	6	5	26	1	11	5	1
Holzemer	0-3	8.87	5	4	0	0	0	23.1	34	24	23	2	3	13	0	10	1	0
Langston	16-11	3.20	35	35	7	0	0	256.1	220	100	91	22	1	85	2	196	10	2
Leftwich	4-6	3.79	12	12	1	0	0	80.2	81	35	34	5	3	27	1	31	1	0
Lewis	1-2	4.22	15	4	0	0	0	32	37	16	15	3	2	12	1	10	1	0
Linton	2-0	7.71	19	0	0	0	0	25.2	35	22	22	8	0	14	1	19	2	0
Magrane	3-2	3.94	8	8	0	0	0	48	48	27	21	4	0	21	0	24	4	0
Nelson	0-5	3.08	46	0	0	0	4	52.2	50	25	18	3	2	23	4	31	1	0
Nielsen	0-0	8.03	10	0	0	0	0	12.1	18	13	11	1	1	4	0	8	0	1
Patterson	1-1	4.58	46	0	0	0	1	59	54	30	30	7	0	35	5	36	2	0
Sanderson	7-1	4.46	21	21	4	1	0	135.1	153	77	67	15	5	27	5	66	1	2
Scott	1-2	5.85	16	0	0	0	0	20	19	13	13	1	1	11	1	13	2	0
Springer	1-6	7.20	14	9	1	0	0	60	73	48	48	11	3	32	1	31	6	0
Swingle	0-1	8.38	9	0	0	0	0	9.2	15	9	9	2	0	6	0	6	0	0
Valera	3-6	6.62	19	5	0	0	4	53	77	44	39	8	2	15	2	28	2	0
TOTALS	71-91	4.34	162	162	26	6	41	1430.1	1482	770	690	153	51	550	35	843	55	7
OPP.	91-71	3.92	162	162	17	8	47	1438.2	1399	684	627	114	38	564	39	930	47	6

WIN STREAK: 6, Apr. 20-25

LOSING STREAK: 10, July 17-26

1994 ANGELS BATTING

PLAYER	AVG	G	AB	R	H	TB	2B	3B	HR	RBI	SH	SF	HP	BB	IBB	SO	SB	CS
Anderson, G.	.385	5	13	0	5	5	0	0	0	1	0	0	0	0	0	2	0	0
Correia	.235	6	17	4	4	5	1	0	0	0	0	0	2	0	0	0	0	0
Curtis	.256	114	453	67	116	180	23	4	11	50	7	4	5	37	0	69	25	11
Dalesandro	.200	19	25	5	5	9	1	0	1	2	0	0	0	2	0	4	0	0
Davis	.311	108	392	72	122	220	18	1	26	84	0	6	1	69	11	84	3	2
DiSarcina	.260	112	389	53	101	128	14	2	3	33	10	2	2	18	0	28	3	7
Easley	.215	88	316	41	68	104	16	1	6	30	4	2	4	29	0	48	4	5
Edmonds	.273	94	289	35	79	109	13	1	5	37	1	1	1	30	3	72	4	2
Fabregas	.283	43	127	12	36	39	3	0	0	16	1	0	0	7	1	18	2	1
Hudler	.298	56	124	17	37	69	8	0	8	20	4	2	0	6	0	28	2	2
Jackson	.279	75	201	23	56	102	7	0	13	43	0	2	1	20	2	72	1	0
Myers	.246	45	126	10	31	43	6	0	2	8	5	1	0	10	3	27	0	2
Owen	.310	82	268	30	83	113	17	2	3	37	3	0	1	49	0	17	2	8
Perez	.209	38	129	10	27	49	7	0	5	16	1	1	0	12	1	29	3	0
Reynolds	.232	74	207	33	48	60	10	1	0	11	3	1	1	23	0	18	10	7
Salmon	.287	100	373	67	107	198	18	2	23	70	0	3	5	54	2	102	1	3
Smith	.262	45	122	19	32	54	5	1	5	18	0	1	0	7	0	20	2	3
Snow	.220	61	223	22	49	77	4	0	8	30	2	1	3	19	1	48	0	1
Turner	.242	58	149	23	36	48	7	1	1	12	1	2	1	10	0	29	3	0
TOTALS	.264	115	3943	543	1042	1612	178	16	120	518	42	29	27	402	24	715	65	54
OPP.	.287	115	4009	660	1149	1873	236	19	150	624	35	41	45	436	28	682	83	38

1994 ANGELS DESIGNATED HITTERS

PLAYER	AVG	G	AB	R	H	TB	2B	3B	HR	RBI	SH	SF	HP	BB	IBB	SO	SB	CS
Davis	.314	106	385	71	121	219	18	1	26	84	0	6	1	69	11	81	3	2
Hudler	.000	4	3	0	0	0	0	0	0	0	1	0	0	0	0	1	0	0
Jackson	.333	9	30	2	10	10	0	0	0	0	0	0	0	2	0	11	0	0
Myers	.000	1	1	0	0	0	0	0	0	0	0	0	0	0	0	1	0	0
Owen	.000	2	1	0	0	0	0	0	0	0	0	0	0	0	0	0	0	0
Reynolds	.000	3	0	1	0	0	0	0	0	0	0	0	0	0	0	0	0	0
Smith	.000	2	4	0	0	0	0	0	0	0	0	0	0	1	0	2	0	0
TOTALS	.309	115	424	74	131	229	18	1	26	84	1	6	0	72	0	96	3	2

1994 ANGELS PITCHING

PITCHER	W-L	ERA	G	GS	CG	SHO	SV	IP	H	R	ER	HR	HB	BB	IB	SO	WP	BK
Anderson, B.	7-5	5.22	18	18	0	0	0	101.2	120	63	59	13	5	27	0	47	5	5
Butcher	2-1	6.67	33	0	0	0	0	29.2	31	24	22	2	2	23	5	19	2	0
Dopson	1-4	6.14	21	5	0	0	0	58.2	67	41	40	6	3	26	3	33	4	1
Farrell	1-2	9.00	3	3	0	0	0	13	16	14	13	2	1	8	0	10	0	0
Finley	10-10	4.32	25	25	7	2	0	183.1★	178	95	88	21	3	71	0	148	10	0
Grahe	2-5	6.65	40	0	0	0	13	43.1	68	33	32	5	6	18	4	26	4	1
Langston	7-8	4.68	18	18	2	1	0	119.1	121	67	62	19	0	54	1	109	6	0
Lefferts	1-1	4.67	30	0	0	0	1	34.2	50	20	18	7	0	12	3	27	1	0
Leftwich	5-10	5.68	20	20	1	0	0	114	127	75	72	16	3	42	2	67	3	1
Leiter	4-7	4.72	40	7	0	0	2	95.1	99	56	50	13	9	35	6	71	2	0
Lewis	0-1	6.10	20	0	0	0	0	31	46	23	21	5	2	10	2	10	0	0
Lorraine	0-2	10.61	4	3	0	0	0	18.2	30	23	22	7	0	11	0	10	0	0
Magrane	2-6	7.30	20	11	1	0	0	74	89	63	60	18	6	51	0	33	7	0
Patterson, B.	2-3	4.07	47	0	0	0	1	42	35	21	19	6	2	15	2	30	1	0
Patterson, K.	0-0	0.00	1	0	0	0	0	.2	0	0	0	0	0	0	0	1	0	0
Sampen	1-1	6.46	10	0	0	0	0	15.1	14	11	11	1	3	13	0	9	0	0
Schwarz	0-0	4.05	4	0	0	0	0	6.2	5	3	3	0	0	6	0	4	1	0
Springer	2-2	5.52	18	5	0	0	2	45.2	53	28	28	9	0	14	0	28	2	0
TOTALS	47-68	5.42	115	115	11	4	21	1027	1149	660	618	150	45	436	28	682	48	8
OPP.	68-47	4.38	115	115	11	7	26	1032.2	1042	543	503	120	27	402	24	715	33	4

WIN STREAK: 4, May 18-21

LOSING STREAK: 8, July 21-29

CLUB HISTORY

YEAR BY YEAR STATISTICAL REVIEW



1995 ANGELS BATTING

PLAYER	AVG	G	AB	R	H	TB	2B	3B	HR	RBI	SH	SF	HP	BB	IBB	SO	SB	CS
Aldrete	.250	18	24	1	6	6	0	0	0	3	0	1	0	0	0	8	0	0
Allanson	.171	35	82	5	14	26	3	0	3	10	1	0	1	7	0	12	0	1
Anderson, G.	.321	106	374	50	120	189	19	1	16	69	2	4	1	19	4	65	6	2
Correia	.238	14	21	3	5	8	1	1	0	3	1	0	0	0	0	5	0	0
Dalesandro	.100	11	10	1	1	2	1	0	0	0	0	0	0	0	0	2	0	0
Davis	.318	119	424	81	135	218	23	0	20	86	0	9	0	89	12	79	3	3
DiSarcina	.307	99	362	61	111	166	28	6	5	41	7	3	2	20	0	25	7	4
Edmonds	.216	114	357	35	77	107	14	2	4	35	6	4	6	32	1	47	5	2
Edmonds	.290	141	558	120	162	299	30	4	33	107	1	5	5	51	4	130	1	4
Fabregas	.247	73	227	24	56	69	10	0	1	22	3	1	0	17	0	28	0	2
Flora	.000	2	1	1	0	0	0	0	0	0	0	0	0	0	0	1	0	0
Gallagher	.188	11	16	1	3	4	1	0	0	0	0	0	0	2	0	1	0	0
Gonzales	.333	30	18	1	6	10	1	0	1	3	0	0	0	0	0	4	0	0
Hudler	.265	84	223	30	59	93	16	0	6	27	2	1	5	10	1	48	13	0
Lind	.163	15	43	5	7	9	2	0	0	1	0	0	0	3	0	4	0	0
Martinez	.180	26	61	7	11	15	1	0	1	9	0	0	1	6	2	7	0	0
Myers	.260	85	273	35	71	114	12	2	9	38	1	2	1	17	3	49	0	1
Owen	.229	82	218	17	50	68	9	3	1	28	1	0	0	18	1	22	3	2
Palmeiro	.350	15	20	3	7	7	0	0	0	1	0	0	0	1	0	1	0	0
Perez	.169	29	71	9	12	21	4	1	1	7	0	1	2	12	0	9	0	2
Phillips	.261	139	525	119	137	241	21	1	27	61	1	1	3	113	6	135	13	10
Salmon	.330	143	537	111	177	319	34	3	34	105	0	4	6	91	2	111	5	5
Schofield	.250	12	20	1	5	5	0	0	0	2	2	0	0	4	0	2	0	0
Snow	.289	143	544	80	157	253	22	1	24	102	5	2	3	52	4	91	2	1
Turner	.100	5	10	0	1	1	0	0	0	1	0	0	0	0	0	3	0	0
TOTALS	.277	145	5019	801	1390	2250	252	25	186	761	33	38	36	564	40	889	57	39
OPP.	.265	145	4949	697	1310	2097	260	19	163	662	48	45	43	486	23	901	88	46

1995 ANGELS DESIGNATED HITTERS

PLAYER	AVG	G	AB	R	H	TB	2B	3B	HR	RBI	SH	SF	HP	BB	IBB	SO	SB	CS
Aldrete	.143	2	7	0	1	1	0	0	0	0	0	0	0	0	0	2	0	0
Anderson, G.	.000	1	4	0	0	0	0	0	0	0	0	0	0	0	0	1	0	0
Correia	.000	1	0	1	0	0	0	0	0	0	0	0	0	0	0	0	0	0
Dalesandro	.000	1	1	0	0	0	0	0	0	0	0	0	0	0	0	0	0	0
Davis	.318	119	424	81	135	218	23	0	20	86	0	9	0	89	12	79	3	3
Flora	.000	1	1	0	0	0	0	0	0	0	0	0	0	0	0	1	0	0
Gallagher	.000	1	0	0	0	0	0	0	0	0	0	0	0	1	0	0	0	0
Hudler	.250	3	12	3	3	6	0	0	1	1	0	0	1	2	0	1	2	0
Martinez	.167	2	6	0	1	1	0	0	0	0	0	0	0	0	0	2	0	0
Myers	.266	16	64	13	17	22	2	0	1	10	0	1	1	8	1	9	0	1
Perez	.000	1	1	0	0	0	0	0	0	0	0	0	0	0	0	0	0	0
Phillips	.429	2	7	2	3	4	1	0	0	2	0	0	0	2	0	2	0	0
Salmon	.000	1	3	1	0	0	0	0	0	0	0	0	0	1	0	0	0	0
TOTALS	.302	145	530	101	160	252	26	0	22	99	0	10	2	103	13	97	5	4

1995 ANGELS PITCHING

PITCHER	W-L	ERA	G	GS	CG	SHO	SV	IP	H	R	ER	HR	HB	BB	IB	SO	WP	BK
Abbott	5-4	4.15	13	13	1	1	0	84.2	93	43	39	4	1	29	0	41	1	0
Anderson, B.	6-8	5.87	18	17	1	0	0	99.2	110	66	65	24	3	30	2	45	1	3*
Bennett	0-0	0.00	1	0	0	0	0	0.1	0	0	0	0	0	0	0	0	0	0
Bielecki	4-6	5.97	22	11	0	0	0	75.1	80	56	50	15	3	21	1	45	3	0
Boskie	7-7	5.64	20	20	1	0	0	111.2	127	73	70	16	7	25	0	51	4	0
Butcher	6-1	4.73	40	0	0	0	0	51.1	49	28	27	7	1	31	2	29	3	0
Edenfield	0-0	4.26	7	0	0	0	0	12.2	15	7	6	1	0	5	0	6	3	0
Finley	15-12	4.21	32	32	2	1	0	203	192	106	95	20	7	93	1	195	13	1
Habyan	1-2	4.13	28	0	0	0	0	32.2	36	16	15	2	1	12	0	25	2	0
Harkey	4-3	4.55	12	8	1	0	0	61.1	80	32	31	12	1	16	2	28	0	0
Holzemer	0-1	5.40	12	0	0	0	0	8.1	11	6	5	1	1	7	1	5	0	0
James	3-0	3.88	46	0	0	0	1	55.2	49	27	24	6	3	26	2	36	1	0
Langston	15-7	4.63	31	31	2	1	0	200.1	212	109	103	21	3	64	1	142	5	1
Monteleone	1-0	2.00	9	0	0	0	0	9	8	2	2	1	0	3	0	5	0	0
Patterson	5-2	3.04	62	0	0	0	0	53.1	48	18	18	6	1	13	3	41	0	1
Percival	3-2	1.95	62	0	0	0	3	74	37	19	16	6	1	26	2	94	2	2
Sanderson	1-3	4.12	7	7	0	0	0	39.1	48	23	18	6	2	4	1	23	0	1
Smith	0-5	3.47	52	0	0	0	37	49.1	42	19	19	3	1	25	4	43	1	0
Springer	1-2	6.10	19	6	0	0	1	51.2	60	37	35	11	5	25	1	38	1	0
Williams	1-2	6.75	20	0	0	0	0	10.2	13	10	8	1	2	21	0	9	2	1
TOTALS	78-67	4.52	145	145	8	9	42	1284.1	1310	697	645	163	43	486	23	901	42	10
OPP.	67-78	5.18	145	145	15	7	33	1277.2	1390	801	736	186	36	564	40	889	47	7

WIN STREAK: 8, July 25-Aug. 2

LOSING STREAK: 9, Aug. 25-Sept. 3, Sept. 13-23



1996 ANGELS BATTING

PLAYER	AVG	G	AB	R	H	TB	2B	3B	HR	RBI	SH	SF	HP	BB	IBB	SO	SB	CS
Aldrete	.213	63	108	16	23	47	6	0	6	20	0	1	0	14	0	19	0	1
Anderson	.285	150	607	79	173	246	33	2	12	72	5	3	0	27	5	84	7	9
Arias	.238	84	252	19	60	88	8	1	6	28	6	0	0	16	2	50	2	0
Borders	.228	19	57	6	13	22	3	0	2	8	1	0	0	3	0	11	0	2
Davis	.292	145	530	73	155	263	24	0	28	95	1	6	0	86	11	99	5	2
DiSarcina	.256	150	536	62	137	186	26	4	5	48	16	1	2	21	0	36	2	1
Easley	.156	28	45	4	7	14	1	0	2	7	3	0	0	6	0	12	0	0
Edmonds	.304	114	431	73	131	246	28	3	27	66	0	2	4	46	2	101	4	0
Eenhoorn	.267	6	15	1	4	4	0	0	0	0	0	0	0	0	0	2	0	0
Erstad	.284	57	208	34	59	78	5	1	4	20	1	3	0	17	1	29	3	1
Fabregas	.287	90	254	18	73	85	6	0	2	26	3	5	0	17	3	27	0	0
Greene	.190	29	79	9	15	22	1	0	2	9	0	0	1	4	0	11	2	0
Hancock	1.000	11	1	1	1	1	0	0	0	0	0	0	0	0	0	0	0	0
Howell	.270	66	126	20	34	64	4	1	8	21	0	0	0	10	0	30	0	1
Hudler	.311	92	302	60	94	168	20	3	16	40	2	1	3	9	0	54	14	5
Palmeiro	.287	50	87	6	25	33	6	1	0	6	1	0	2	8	1	13	0	1
Percival	.000	62	1	0	0	0	0	0	0	0	0	0	0	0	0	1	0	0
Pritchett	.154	5	13	1	2	2	0	0	0	1	0	0	0	0	0	3	0	0
Salmon	.286	156	581	90	166	291	27	4	30	98	0	3	4	93	7	125	4	2
Schofield	.250	13	16	3	4	4	0	0	0	0	0	0	0	1	0	1	1	0
Slaught	.324	62	207	23	67	94	9	0	6	32	0	2	2	13	0	20	0	0
Snow	.257	155	575	69	148	221	20	1	17	67	2	3	5	56	6	96	1	6
Turner	.333	4	3	1	1	1	0	0	0	1	0	1	0	1	0	0	0	0
Velarde	.285	136	530	82	151	226	27	3	14	54	4	2	5	70	0	118	7	7
Wallach	.237	57	190	23	45	76	7	0	8	20	0	0	1	18	2	47	1	0
TOTALS	.276	161	5686	762	1571	2451	256	24	192	727	45	33	29	527	40	974	53	39
OPP.	.275	161	5617	943	1546	2521	282	18	219	886	41	56	84	662	47	1052	146	54

1996 ANGELS DESIGNATED HITTERS

PLAYER	AVG	G	AB	R	H	TB	2B	3B	HR	RBI	SH	SF	HP	BB	IBB	SO	SB	CS
Aldrete	.167	6	12	3	2	6	1	0	1	5	0	1	0	2	0	1	0	0
Anderson	.000	1	2	0	0	0	0	0	0	0	0	0	0	1	0	0	0	0
Arias	1.000	1	1	0	1	1	0	0	0	0	0	0	0	0	0	0	0	0
Boskie	.000	1	0	0	0	0	0	0	0	0	0	0	0	0	0	0	0	0
Davis	.294	143	528	73	155	263	24	0	28	95	1	6	0	86	11	98	5	2
Easley	.000	2	0	0	0	0	0	0	0	1	0	0	0	0	0	0	0	0
Edmonds	.000	1	4	0	0	0	0	0	0	0	0	0	0	1	0	1	0	0
Fabregas	.000	1	1	0	0	0	0	0	0	0	0	0	0	0	0	0	0	0
Greene	.000	1	4	0	0	0	0	0	0	0	0	0	0	0	0	1	0	0
Howell	.375	4	8	0	3	3	0	0	2	0	0	0	0	0	0	2	0	0
Hudler	.095	8	21	2	2	3	1	0	0	0	0	0	0	1	0	5	0	0
Palmeiro	.000	4	4	0	0	0	0	0	0	0	0	0	0	1	1	0	0	0
Salmon	.500	3	8	0	4	6	0	1	0	2	0	0	0	1	0	1	0	0
Schofield	.000	1	0	1	0	0	0	0	0	0	0	0	0	0	0	0	0	0
Slaught	.000	1	1	0	0	0	0	0	0	0	0	0	0	0	0	0	0	0
Wallach	.167	8	18	1	3	6	0	0	1	2	0	0	0	1	0	5	0	0
TOTALS	.278	161	612	80	170	288	26	1	30	106	2	7	0	94	12	115	5	2

1996 ANGELS PITCHING

PITCHER	W-L	ERA	G	GS	CG	SHO	SV	IP	H	R	ER	HR	HB	BB	IB	SO	WP	BK
Abbott, J.	2-18★	7.48	27	23	1	0	0	142	171	128	118	23	4	78	3	58	13	1
Abbott, K.	0-1	20.25	3	0	0	0	0	4	10	9	9	1	0	5	0	3	1	0
Boskie	12-11	5.32	37	28	1	0	0	189.1	226	126	112	40★	13★	67	7	133	10	0
Dickson	1-4	4.57	7	7	0	0	0	43.1	52	22	22	6	1	18	1	20	1	1
Edenfield	0-0	10.38	2	0	0	0	0	4.1	10	5	5	2	1	2	0	4	0	0
Eichhorn	1-2	5.04	24	0	0	0	0	30.1	36	17	17	3	2	11	3	24	0	1
Ellis	0-0	0.00	3	0	0	0	0	5	0	0	0	0	0	4	0	5	1	0
Finley	15-16	4.16	35	35	4	1	0	238	241	124	110	27	11	94	5	215	17★	2
Frohwrth	0-0	11.12	4	0	0	0	0	5.2	10	11	7	1	1	4	0	1	1	0
Gohr	1-1	7.50	15	0	0	1	24	34	20	20	7	0	0	10	0	15	0	0
Grimsley	5-7	6.84	35	20	2	1	0	130.1	150	110	99	14	13★	74	5	82	11	0
Hancock	4-1	7.48	11	4	0	0	0	27.2	39	23	23	2	2	17	1	19	2	0
Harris	2-0	3.90	11	3	0	0	0	32.1	31	16	14	4	3	17	2	20	4	0
Holtz	3-3	2.45	30	0	0	0	0	29.1	21	11	8	1	3	19	2	31	1	0
Holzemer	1-0	8.76	25	0	0	0	0	24.2	35	28	24	7	3	8	1	20	0	0
James	5-5	2.67	69	0	0	0	1	81	62	27	24	7	10	42	7	65	5	0
Langston	6-5	4.82	18	18	2	0	0	123.1	116	68	66	18	2	45	0	83	4	0
Leftwich	0-1	7.36	2	2	0	0	0	7.1	12	9	6	1	0	3	0	4	0	0
May	0-0	10.13	5	0	0	0	0	2.2	3	3	3	1	0	2	0	1	0	0
McElroy	5-1	2.95	40	0	0	0	0	36.2	32	12	12	2	2	13	2	32	1	0
Monteleone	0-3	5.87	12	0	0	0	0	15.1	23	11	10	5	1	2	0	5	0	1
Pennington	0-0	12.27	8	0	0	0	0	7.1	5	10	10	1	0	16	2	7	1	0
Percival	0-2	2.31	62	0	0	0	36	74	38	20	19	8	2	31	4	100	2	0
Sanderson	0-2	7.50	5	4	0	0	0	18	39	21	15	5	2	4	0	7	0	2
Schmidt	2-0	7.88	9	0	0	0	0	8	13	9	7	2	0	8	0	2	1	0
Smith	0-0	2.45	11	0	0	0	0	11	8	4	3	0	0	3	0	6	1	0
Springer	5-6	5.51	20	15	2	1	0	94.2	91	65	58	24	6	43	0	64	1	0
Van Ryn	0-0	0.00	1	0	0	0	0	1	1	0	0	0	0	1	0	0	0	0
Williams	0-2	8.89	13	2	0	0	0	28.1	42	34	28	7	2	21	4	26	2	0
TOTALS	70-91	5.30	161	161	12	8	38	1439	1546	943	847	219	84	662	47	1052	80	8
OPP.	91-70	4.37	161	161	17	6	31	1449.2	1571	762	704	192	29	527	40	974	40	7

WIN STREAK: 7, Apr. 17-24; June 9-15

LOSING STREAK: 7, Sept. 9-17

CLUB HISTORY

YEAR BY YEAR STATISTICAL REVIEW



1997 ANGELS BATTING

PLAYER	AVG	G	AB	R	H	TB	2B	3B	HR	RBI	SH	SF	HP	BB	IBB	SO	SB	CS
Alicea	.253	128	388	59	98	143	16	7	5	37	4	2	8	69	3	65	22	8
Anderson	.303	154	624	76	189	255	36	3	8	92	1	5	2	30	6	70	10	4
Arias	.333	3	6	1	2	2	0	0	0	1	0	0	0	0	0	0	0	0
Dickson	.000	33	2	0	0	0	0	0	0	0	0	0	0	0	0	0	0	0
DiSarcina	.246	154	549	52	135	179	28	2	4	47	8	5	4	17	0	29	7	8
Edmonds	.291	133	502	82	146	251	27	0	26	80	0	5	4	60	5	80	5	7
Eenhorn	.350	11	20	2	7	11	1	0	1	6	0	1	0	0	0	2	0	0
Encarnacion	.412	11	17	2	7	11	1	0	1	4	0	0	0	0	0	1	2	0
Erstad	.299	139	539	99	161	251	34	4	16	77	5	6	4	51	4	86	23	8
Fabregas	.079	21	38	2	3	4	1	0	0	3	2	0	0	3	0	3	0	0
Finley	.000	25	6	1	0	0	0	0	0	0	0	0	0	0	0	2	0	0
Grebeck	.270	63	126	12	34	46	9	0	1	6	5	1	0	18	1	11	0	1
Greene	.290	34	124	24	36	69	6	0	9	24	0	0	0	7	1	25	2	0
Gross	.000	12	1	0	0	0	0	0	0	0	0	0	0	0	0	1	0	0
Henderson	.183	32	115	21	21	30	3	0	2	7	1	0	2	26	0	23	16	4
Hill	.500	31	2	0	1	2	1	0	0	2	1	0	0	0	0	1	0	0
Hollins	.288	149	572	101	165	246	29	2	16	85	1	5	8	62	2	124	16	6
Holtz	.000	66	1	0	0	0	0	0	0	0	0	0	0	0	0	1	0	0
Howell	.259	77	174	25	45	94	7	0	14	34	1	3	0	13	2	36	1	0
Kreuter	.234	70	218	19	51	72	7	1	4	18	1	0	0	21	0	57	0	2
Leyritz	.276	84	294	47	81	121	7	0	11	50	3	5	3	37	2	56	1	1
May	.000	29	2	0	0	0	0	0	0	0	0	0	0	0	0	2	0	0
McElroy	.000	62	0	1	0	0	0	0	0	0	0	0	0	0	0	0	0	0
Murray	.219	46	160	13	35	51	7	0	3	15	0	3	0	13	0	24	1	0
Palmeiro	.216	74	134	19	29	35	2	2	0	8	3	1	1	17	1	11	2	2
Perisho	.000	11	1	0	0	0	0	0	0	0	0	0	0	0	0	1	0	0
Phillips	.264	105	405	73	107	157	28	2	6	48	3	4	2	73	5	89	9	9
Salmon	.296	157	582	95	172	301	28	1	33	129	0	11	7	95	5	142	9	12
Springer	.000	32	3	0	0	0	0	0	0	0	0	0	0	0	0	3	0	0
Turner	.261	13	23	4	6	12	1	1	1	2	1	0	0	5	0	8	0	0
Velarde	.000	1	0	0	0	0	0	0	0	0	0	0	0	0	0	0	0	0
PITCHERS	.056	8	18	1	1	2	1	0	0	2	1	0	0	0	0	11	0	0
TOTALS	.272	162	5628	829	1531	2343	279	25	161	775	40	57	45	617	37	953	126	72
OPP.	.269	162	5604	794	1506	2451	287	26	202	758	46	56	54	605	34	1050	101	64

1997 ANGELS DESIGNATED HITTERS

PLAYER	AVG	G	AB	R	H	TB	2B	3B	HR	RBI	SH	SF	HP	BB	IBB	SO	SB	CS
Alicea	.000	6	8	0	0	0	0	0	0	1	0	1	0	0	0	1	0	0
Anderson	.385	4	13	3	5	8	3	0	0	1	0	0	0	2	0	3	0	0
Arias	.000	1	1	0	0	0	0	0	0	0	0	0	0	0	0	0	0	0
Edmonds	.250	8	28	1	7	8	1	0	0	2	0	0	0	1	7	0	0	0
Erstad	.323	9	31	2	10	10	0	0	0	0	0	0	0	2	0	5	0	0
Grebeck	.000	2	0	0	0	0	0	0	0	0	0	0	0	0	0	0	0	0
Greene	.308	8	26	5	8	10	2	0	0	4	0	0	0	3	1	5	1	0
Henderson	.181	19	72	14	13	18	2	0	1	5	1	0	2	15	0	18	10	3
Howell	.264	22	72	12	19	45	2	0	8	15	1	1	0	6	1	11	0	0
Kreuter	1.000	2	1	1	1	2	1	0	0	0	0	0	0	1	0	0	0	0
Leyritz	.186	13	43	3	8	11	0	0	1	3	0	1	0	5	0	11	0	0
Murray	.220	45	159	13	35	51	7	0	3	15	0	3	0	13	0	24	1	0
Palmeiro	.313	11	16	4	5	7	0	1	0	1	0	1	0	1	1	1	0	0
Phillips	.245	26	110	17	27	36	6	0	1	14	1	2	0	13	1	19	1	3
Salmon	.214	4	14	3	3	7	1	0	1	1	0	0	0	4	0	2	0	0
Turner	.000	1	1	0	0	0	0	0	0	0	0	0	0	0	0	0	0	0
TOTALS	.237	154	595	78	141	213	25	1	15	62	3	9	3	72	4	107	13	6

1997 ANGELS PITCHING

PITCHER	W-L	ERA	G	GS	CG	SHO	SV	IP	H	R	ER	HR	HB	BB	IB	SO	WP	BK
Bovee	0-0	5.40	3	0	0	0	0	3.1	3	2	2	1	0	1	0	5	0	0
Cadaret	0-0	3.29	15	0	0	0	0	13.2	11	5	5	1	2	8	2	11	3	0
Chavez	0-0	0.93	7	0	0	0	0	9.2	7	1	1	1	0	5	1	10	0	0
DeLucia	6-4	3.61	33	0	0	3	42.1	29	18	17	5	1	27	2	42	1	0	0
Dickson	13-9	4.29	33	32	2	1	0	203.2	236	111	97	32	7	56	3	115	4	1
Finley	13-6	4.23	25	25	3	1	0	164	152	79	77	20	5	65	0	155	10	2
Gross	2-1	6.75	12	3	0	0	0	25.1	30	20	19	4	1	20	1	20	2	1
Gubicza	0-1	25.07	2	2	0	0	0	4.2	13	13	13	2	0	3	0	5	0	0
Harris	5-4	3.62	61	0	0	0	0	79.2	82	33	32	7	2	38	6	56	3	0
Hasegawa	3-7	3.93	50	7	0	0	0	116.2	118	60	51	14	3	46	6	83	2	1
Hill	4-4	3.65	12	12	1	0	0	79	65	34	32	8	1	39	3	38	2	0
Holtz	3-4	3.32	66	0	0	0	2	43.1	38	21	16	7	2	15	4	40	1	0
James	5-5	4.31	58	0	0	0	7	62.2	69	32	30	3	5	28	4	57	1	0
Langston	2-4	5.85	9	9	0	0	0	47.2	61	34	31	8	0	29	1	30	1	0
May	2-1	5.23	29	2	0	0	0	51.2	56	31	30	6	0	25	2	42	2	0
McElroy	0-0	3.45	13	0	0	0	0	15.2	17	7	6	2	0	3	1	18	0	0
Perival	5-5	3.46	55	0	0	0	27	52	40	20	20	6	4	22	2	72	5	0
Perisho	0-2	6.00	11	8	0	0	0	45	59	34	30	6	3	28	0	35	5	2
Springer	9-9	5.18	32	28	3	1	0	194.2	199	118	112	32	10	73	0	75	7	0
Watson	12-12	4.93	35	34	0	0	0	199	220	121	109	37	8	73	0	141	8	2
Williams	0-0	0.00	1	0	0	0	0	1	1	0	0	0	0	0	0	0	0	0
TOTALS	84-78	4.52	162	162	9	5	39	1454.2	1506	794	730	202	54	605	34	1050	57	9
OPP.	78-84	4.62	162	162	10	5	42	1451.2	1531	829	745	161	45	617	37	953	70	11

WIN STREAK: 10, July 5-17

LOSING STREAK: 5, May 6-11; June 13-18; Sept. 1-6

CLUB HISTORY



1998 ANGELS BATTING

PLAYER	AVG	G	AB	R	H	TB	2B	3B	HR	RBI	SH	SF	HP	BB	IBB	SO	SB	CS
Anderson	.294	156	622	62	183	283	41	7	15	79	3	3	1	29	8	80	8	3
Baughman	.255	63	196	24	50	64	9	1	1	20	5	3	1	6	0	36	10	4
Bolick	.156	21	45	3	7	12	2	0	1	2	0	0	0	11	0	8	0	0
Dickson	.000	27	4	1	0	0	0	0	0	0	0	0	0	1	0	3	0	0
DiSarcina	.287	157	551	73	158	212	39	3	3	56	12	3	8	21	0	51	11	7
Edmonds	.307	154	599	115	184	303	42	1	25	91	1	1	1	57	7	114	7	5
Erstad	.296	133	537	84	159	261	39	3	19	82	1	3	6	43	7	77	20	6
Felder	.241	103	381	48	92	161	16	1	17	68	0	3	3	52	1	98	0	1
Finley	.000	34	4	0	0	0	0	0	0	0	0	0	0	0	0	3	0	0
Garcia	.143	19	35	4	5	6	1	0	0	0	1	0	1	3	0	11	2	0
Glaus	.218	48	165	19	36	48	9	0	1	23	0	2	0	15	0	51	1	0
Greene	.254	29	71	3	18	25	4	0	1	7	0	0	0	2	0	20	0	0
Hill	.000	19	1	0	0	0	0	0	0	0	0	0	0	0	0	0	0	0
Hollins	.242	101	363	60	88	141	16	2	11	39	2	2	7	44	2	69	11	3
Jefferies	.347	19	72	7	25	34	6	0	1	10	0	0	0	0	0	5	1	0
Johnson	.071	10	14	1	1	1	0	0	0	0	0	0	0	0	0	6	0	0
Kreuter	.143	3	7	1	1	2	1	0	0	0	0	0	0	1	0	4	0	0
Martin	.215	79	195	20	42	47	2	0	1	13	3	2	0	6	0	29	3	1
Mashore	.235	43	98	13	23	35	6	0	2	11	1	0	3	9	0	22	1	0
Molina	.000	2	1	0	0	0	0	0	0	0	0	0	0	0	0	0	0	0
Nevin	.228	75	237	27	54	88	8	1	8	27	0	2	5	17	0	67	0	0
O'Brien	.182	5	11	1	2	2	0	0	0	0	0	0	0	1	0	2	0	0
Olivares	.000	40	2	1	0	0	0	0	0	0	0	0	0	1	0	1	0	0
Palmeiro	.321	75	165	28	53	64	7	2	0	21	7	0	0	20	1	11	5	4
Pritchett	.288	31	80	12	23	33	2	1	2	8	0	0	0	4	0	16	2	0
Salmon	.300	136	463	84	139	247	28	1	26	88	0	10	3	90	5	100	0	1
ShIPLEY	.259	77	147	18	38	53	7	1	2	17	4	1	5	5	0	22	0	4
Sparks	.000	22	1	1	0	0	0	0	0	0	1	0	0	1	0	0	0	0
Velarde	.261	51	188	29	49	76	13	1	4	26	0	1	1	34	0	42	7	2
Walbeck	.257	108	338	41	87	124	15	2	6	46	5	5	2	30	0	68	1	1
Washburn	.000	15	1	0	0	0	0	0	0	0	2	0	0	0	0	1	0	0
Williams	.361	29	36	7	13	17	1	0	1	5	1	0	1	7	0	11	3	3
PITCHERS	.000	8	12	2	0	0	0	0	0	0	3	0	0	3	0	7	0	0
TOTALS	.272	162	5630	787	1530	2339	314	27	147	739	49	41	48	510	31	1028	93	45
OPP.	.267	162	5548	783	1481	2346	327	23	164	734	44	57	47	630	23	1091	156	65

1998 ANGELS DESIGNATED HITTERS

PLAYER	AVG	G	AB	R	H	TB	2B	3B	HR	RBI	SH	SF	HP	BB	IBB	SO	SB	CS
Baughman	.000	1	0	0	0	0	0	0	0	0	1	0	0	0	0	0	0	1
Bolick	.167	9	18	2	3	5	2	0	0	1	0	0	0	5	0	3	0	0
Erstad	.556	2	9	2	5	11	0	0	2	2	0	0	0	0	0	1	0	0
Felder	.248	31	109	15	27	47	6	1	4	20	0	0	1	20	0	35	0	0
Garcia	.000	3	0	1	0	0	0	0	0	0	0	0	0	0	0	0	0	0
Greene	.000	4	9	0	0	0	0	0	0	0	0	0	0	2	0	4	0	0
Hollins	.333	2	6	1	2	2	0	0	0	0	0	0	0	0	0	1	0	0
Johnson	.000	2	4	0	0	0	0	0	0	0	0	0	0	0	0	1	0	0
Martin	.333	10	3	2	1	1	0	0	0	1	0	0	0	0	0	0	0	0
Mashore	.000	7	0	2	0	0	0	0	0	0	0	0	0	0	0	0	0	0
Nevin	.333	3	3	0	1	1	0	0	0	0	0	0	2	0	0	1	0	0
Palmeiro	.500	3	2	1	1	2	1	0	0	1	0	0	0	0	0	0	0	0
Salmon	.304	111	398	69	121	207	27	1	19	75	0	10	2	73	5	82	0	1
ShIPLEY	.000	1	0	0	0	0	0	0	0	0	0	0	0	0	0	0	0	0
Walbeck	.500	2	2	0	1	1	0	0	0	0	0	0	0	0	0	1	0	0
Williams	.500	2	2	0	1	1	0	0	0	0	0	0	0	1	0	0	1	0
TOTALS	.288	154	565	95	163	278	36	2	25	100	1	10	5	101	5	128	2	2

1998 ANGELS PITCHING

PITCHER	W-L	ERA	G	GS	CG	SHO	SV	IP	H	R	ER	HR	HB	BB	IB	SO	WP	BK
Cadaret	1-2	4.14	39	0	0	0	1	37	38	17	17	6	3	15	0	37	5	0
DeLucia	2-6	4.27	61	0	0	0	3	71.2	56	36	34	10	3	46	5	73	8	1
Dickson	10-10	6.05	27	18	0	0	0	122	147	89	82	17	6	41	1	61	6	0
Fetters	1-2	5.56	12	0	0	0	0	11.1	14	8	7	2	0	4	0	9	3	0
Finley	11-9	3.39	34	34	1	1	0	223.1	210	97	84	20	6	109	1	212	8	0
Harris	3-1	4.35	49	0	0	0	0	60	55	32	29	7	0	23	4	34	2	0
Hasegawa	8-3	3.14	61	0	0	0	5	97.1	86	37	34	14	2	32	2	73	5	2
Hill	9-6	4.98	19	19	0	0	0	103	123	60	57	6	3	47	0	57	3	0
Holtz	2-2	4.75	53	0	0	0	1	30.1	33	16	16	0	1	15	1	29	4	0
James	0-0	1.93	11	0	0	0	0	14	10	3	3	0	0	7	0	12	0	0
Juden	1-3	6.75	8	6	0	0	0	40	33	32	30	7	2	18	0	39	4	0
McDowell	5-3	5.09	14	14	0	0	0	76	96	45	43	11	1	19	1	45	2	0
Olivares	9-9	4.03	37	26	1	0	0	183	189	92	82	19	5	91	1	112	5	0
Percival	2-7	3.65	67	0	0	0	42	66.2	45	31	27	5	3	37	4	87	3	0
Robertson	0-0	15.88	5	0	0	0	0	5.2	11	11	10	3	0	2	0	3	0	0
Sparks	9-4	4.34	22	20	0	0	0	128.2	130	66	62	14	5	58	0	90	6	0
Washburn	6-3	4.62	15	11	0	0	0	74	70	40	38	11	3	27	1	48	0	0
Watson	6-7	6.04	28	14	1	0	0	92.1	122	67	62	12	3	34	0	64	6	1
Wilson	0-0	3.52	15	0	0	0	0	7.2	4	4	3	0	1	5	2	6	0	0
TOTALS	85-77	4.49	162	162	3	5	52	1444	1481	783	720	164	47	630	23	91	70	4
OPP.	77-85	4.48	162	162	9	6	31	1437.2	1530	787	716	147	48	510	31	28	55	3

WIN STREAK: 9, May 31-June

LOSING STREAK: 6, July 1-9

CLUB HISTORY

YEAR BY YEAR STATISTICAL REVIEW



1999 ANGELS BATTING

PLAYER	AVG	G	AB	R	H	TB	2B	3B	HR	RBI	SH	SF	HP	BB	IBB	SO	SB	CS
Anderson, G.	.303	157	620	88	188	291	36	2	21	80	0	6	0	34	8	81	3	4
Belcher, T.	.200	24	5	0	1	2	1	0	0	0	0	0	0	0	0	2	0	0
Colangelo, M.	.500	1	2	0	1	1	0	0	0	0	0	0	0	1	0	0	0	0
DaVanon, J.	.200	7	20	4	4	9	0	1	1	4	0	0	0	2	0	7	0	1
Decker, S.	.238	28	63	5	15	21	6	0	0	5	1	1	1	13	0	9	0	0
DiSarcina, G.	.229	81	271	32	62	74	7	1	1	29	9	1	2	15	0	32	2	2
Durrington, T.	.180	43	122	14	22	24	2	0	0	2	5	0	0	9	0	28	4	3
Edmonds, J.	.250	55	204	34	51	87	17	2	5	23	0	1	0	28	0	45	5	4
Erstad, D.	.253	142	585	84	148	219	22	5	13	53	2	3	1	47	3	101	13	7
Finley, C.	.000	33	4	0	0	0	0	0	0	0	1	0	0	0	0	3	0	0
Glaus, T.	.240	154	551	85	132	248	29	0	29	79	0	3	6	71	1	143	5	1
Greene, T.	.243	97	321	36	78	140	20	0	14	42	0	2	3	12	0	63	1	4
Hemphill, B.	.143	12	21	3	3	3	0	0	0	2	1	1	0	4	0	4	0	0
Hill, K.	.000	26	3	0	0	0	0	0	0	0	0	0	0	0	0	0	0	0
Huson, J.	.262	97	225	21	59	68	7	1	0	18	1	3	0	16	0	27	10	1
Luke, M.	.300	18	30	4	9	18	0	0	3	6	0	0	0	2	0	10	0	0
Molina, B.	.257	31	101	8	26	34	5	0	1	10	0	0	2	6	0	6	0	1
O'Brien, C.	.097	27	62	3	6	9	0	0	1	4	1	1	2	1	0	12	0	0
Olivares, O.	.333	20	6	0	2	3	1	0	0	1	0	0	0	0	1	0	0	0
Palmeiro, O.	.278	109	317	46	88	105	12	1	1	23	6	3	6	39	1	30	5	5
Pritchett, C.	.156	20	45	3	7	11	1	0	1	2	1	1	0	2	0	9	1	1
Salmon, T.	.266	98	353	60	94	173	24	2	17	69	0	6	0	63	2	82	4	1
Sheets, A.	.197	87	244	22	48	67	10	0	3	29	6	5	0	14	0	59	1	2
Silvestri, D.	.091	3	11	0	1	2	1	0	0	1	0	0	0	0	0	1	0	0
Sparks, S.	.333	29	3	0	1	2	1	0	0	2	0	0	0	0	0	1	0	0
Unroe, T.	.241	27	54	5	13	18	2	0	1	6	0	0	1	4	0	16	0	0
Vaughn, M.	.281	139	524	63	147	266	20	0	33	108	0	3	11	54	7	127	0	0
Velarde, R.	.306	95	376	57	115	165	15	4	9	48	2	0	4	43	1	56	13	4
Walbeck, M.	.240	107	288	26	69	88	8	1	3	22	3	1	3	26	1	46	2	3
Williams, R.	.222	30	63	8	14	22	1	2	1	6	1	1	1	5	0	21	2	1
PITCHERS	.190	9	21	0	4	7	3	0	0	2	2	0	0	0	0	7	0	0
TOTALS	.256	162	5494	711	1404	2170	248	22	158	673	41	42	43	511	24	1022	71	45
OPP.	.269	162	5477	826	1472	2338	285	25	177	787	36	65	56	624	17	877	103	62

1999 ANGELS DESIGNATED HITTERS

PLAYER	AVG	G	AB	R	H	TB	2B	3B	HR	RBI	SH	SF	HP	BB	IBB	SO	SB	CS
Anderson, G.	.500	4	16	1	8	10	2	0	0	1	0	0	0	2	0	1	0	0
DaVanon, J.	.000	2	3	1	0	0	0	0	0	0	0	0	0	0	0	3	0	0
Decker, S.	.143	3	7	0	1	1	0	0	0	0	0	0	0	1	0	2	0	0
Durrington, T.	.000	1	0	0	0	0	0	0	0	0	0	0	0	0	0	0	0	0
Edmonds, J.	.250	9	36	6	9	13	4	0	0	3	0	0	0	2	0	8	3	0
Erstad, D.	.000	2	8	0	0	0	0	0	0	0	0	0	0	1	0	2	1	0
Glaus, T.	.000	1	4	1	0	0	0	0	0	0	0	0	0	1	0	0	0	0
Greene, T.	.236	44	161	18	38	69	10	0	7	25	0	1	1	6	0	33	0	0
Huson, J.	.273	7	11	2	3	4	1	0	0	4	0	0	0	0	0	4	0	0
Palmeiro, O.	.303	10	33	1	10	11	1	0	0	2	1	0	1	5	0	1	1	1
Pritchett, C.	.167	5	12	0	2	2	0	0	0	0	0	0	0	1	0	1	0	0
Salmon, T.	.042	7	24	3	1	4	0	0	1	5	0	0	0	7	0	6	0	0
Unroe, T.	.222	8	9	1	2	2	0	0	0	1	0	0	1	0	0	2	0	0
Vaughn, M.	.292	67	260	31	76	150	11	0	21	64	0	1	4	24	4	53	0	0
Walbeck, M.	.500	1	2	1	1	1	0	0	0	0	0	0	0	1	0	0	0	0
Williams, R.	.250	3	4	0	1	1	0	0	0	1	0	0	0	0	0	2	0	0
TOTALS	.258	153	590	66	152	268	29	0	29	106	1	2	7	51	4	118	5	1

1999 ANGELS PITCHING

PITCHER	W-L	ERA	G	GS	CG	SHO	SV	IP	R	ER	HR	HB	BB	IB	SO	WP	BK	
Alvarez, J.	0-1	3.00	8	0	0	0	0	3	1	1	0	0	4	0	4	1	0	
Belcher, T.	6-8	6.73	24	24	0	0	0	132.1	168	104	99	27	5	46	0	52	7	1
Cooper, B.	1-1	4.88	5	5	0	0	0	27.2	23	15	15	3	4	18	0	15	0	0
Finley, C.	12-11	4.43	33	33	1	0	0	213.1	197	117	105	23	8	94	2	200	15	0
Fyhrie, M.	0-4	5.05	16	7	0	0	0	51.2	61	32	29	8	0	21	1	26	0	0
Hasegawa, S.	4-6	4.91	64	1	0	0	2	77	80	45	42	14	2	34	2	44	4	0
Hill, K.	4-11	4.77	26	22	0	0	0	128.1	129	72	68	14	4	76	1	76	5	0
Holtz, M.	2-3	8.06	28	0	0	0	0	22.1	26	20	20	3	2	15	1	17	3	0
Levine, A.	1-1	3.39	50	1	0	0	0	85	76	40	32	13	3	29	2	37	3	0
Magnante, M.	5-2	3.38	53	0	0	0	0	69.1	68	30	26	2	3	29	4	44	3	1
McDowell, J.	0-4	8.05	4	4	0	0	0	19	31	17	17	4	2	5	0	12	0	0
Mintz, S.	0-0	3.60	3	0	0	0	0	5	8	2	2	1	0	2	0	2	0	0
Olivares, O.	8-9	4.05	20	20	3	0	0	131	135	62	59	11	6	49	0	49	4	0
Ortiz, R.	2-3	6.52	9	9	0	0	0	48.1	50	35	35	7	2	25	0	44	2	2
Percival, T.	4-6	3.79	60	0	0	0	0	31	57	38	24	9	3	22	0	58	3	0
Petkovsek, M.	10-4	3.47	64	0	0	0	1	83	85	37	32	6	2	21	2	43	3	1
Pote, L.	1-1	2.15	20	0	0	0	3	29.1	23	9	7	1	0	12	1	20	1	0
Schoeneweis, S.	1-1	5.49	31	0	0	0	0	39.1	47	27	24	4	0	14	1	22	1	0
Sparks, S.	5-11	5.42	28	26	0	0	0	147.2	165	101	89	21	9	82	0	73	8	0
Washburn, J.	4-5	5.25	16	10	0	0	0	61.2	61	36	36	6	1	26	0	39	2	0
TOTALS	70-92	4.79	162	162	4	7	37	1431.1	1472	826	762	177	56	624	17	877	65	5
OPP.	92-70	4.06	162	162	14	11	50	1441.1	1404	711	650	158	43	511	24	1022	41	5

WIN STREAK: 5, Sept. 12-15; Sept. 29-Oct. 3

LOSING STREAK: 11, July 16-26

2000 ANGELS BATTING

PLAYER	AVG	G	AB	R	H	TB	2B	3B	HR	RBI	SH	SF	HP	BB	IBB	SO	SB	CS
Anderson, G.	.286	159	647	92	185	336	40	3	35	117	1	9	0	24	5	87	7	6
Baughman, J.	.227	16	22	4	5	7	2	0	0	0	0	0	0	1	0	2	3	0
Bottenfield, K.	.667	21	3	1	2	2	0	0	0	0	0	0	0	0	0	1	0	0
Clemente, E.	.218	46	78	4	17	19	2	0	0	5	1	0	1	0	0	27	0	1
Cooper, B.	.000	15	4	0	0	0	0	0	0	0	0	0	0	0	0	3	0	0
DiSarcina, G.	.395	12	38	6	15	20	2	0	1	11	2	0	1	1	0	3	0	1
Durrington, T.	.000	4	3	0	0	0	0	0	0	0	0	0	0	0	0	0	0	0
Erstad, D.	.355	157	676★	121	240★	366	39	6	25	100	2	4	1	64	9	82	28	8
Etherton, S.	.000	11	2	1	0	0	0	0	0	0	0	0	0	1	0	0	0	0
Gant, R.	.232	34	82	15	19	42	3	1	6	16	0	1	0	20	0	18	1	2
Gil, B.	.239	110	301	28	72	106	14	1	6	23	5	2	5	30	0	59	10	6
Glaus, T.	.284	159	563	120	160	340	37	1	47★	102	0	1	2	112	6	163	14	11
Hasegawa, S.	.000	66	1	0	0	0	0	0	0	0	0	0	0	0	0	0	0	0
Hill, K.	.333	16	3	0	1	1	0	0	0	0	1	0	0	0	0	0	0	0
Johnson, K.	.500	6	4	2	2	2	0	0	0	0	1	0	0	2	0	0	0	0
Kennedy, A.	.266	156	598	82	159	241	33	11	9	72	8	4	3	28	5	73	22	8
Luuloo, K.	.333	6	18	3	6	6	0	0	0	0	0	0	0	1	0	1	0	0
Molina, B.	.281	130	473	59	133	199	20	2	14	71	4	7	6	23	0	33	1	0
Palmeiro, O.	.300	108	243	38	73	97	20	2	0	25	10	3	2	38	0	20	4	1
Salmon, T.	.290	158	568	108	165	307	36	2	34	97	0	2	6	104	5	139	0	2
Schoeneweis, S.	.333	27	3	0	1	1	0	0	0	1	0	0	0	0	0	0	0	0
Spiezio, S.	.242	123	297	47	72	138	11	2	17	49	1	4	3	40	2	56	1	2
Stocker, K.	.197	70	229	21	45	64	13	3	0	16	8	1	2	32	0	54	0	3
Vaughn, M.	.272	161	614	93	167	306	31	0	36	117	0	5	14	79	11	181★	2	0
Walbeck, M.	.199	47	146	17	29	52	5	0	6	12	1	0	1	7	0	22	0	1
Washburn, J.	.333	14	3	0	1	1	0	0	0	2	2	0	0	1	0	0	0	0
Wooten, S.	.556	7	9	2	5	6	1	0	0	1	0	0	0	0	0	0	0	0
PITCHERS	.263	12	19	2	5	5	0	0	0	3	3	0	0	0	0	4	0	0
TOTALS	.280	162	5628	864	1574	2659	309	34	236	837	47	43	47	608	43	1024	93	52
OPP.	.273	162	5609	869	1534	2540	276	23	228	831	40	53	36	662	44	846	101	56

2000 ANGELS DESIGNATED HITTERS

PLAYER	AVG	G	AB	R	H	TB	2B	3B	HR	RBI	SH	SF	HP	BB	IBB	SO	SB	CS
Anderson, G.	.300	10	40	4	12	20	2	0	2	10	0	0	0	1	0	5	0	0
Baughman, J.	.000	4	2	1	0	0	0	0	0	0	0	0	0	0	0	0	1	0
Erstad, D.	.407	20	91	19	37	56	4	0	5	18	0	0	0	6	1	8	5	2
Palmeiro, O.	.180	19	50	4	9	9	0	0	0	4	1	0	1	5	0	3	0	0
Salmon, T.	.287	33	115	23	33	55	7	0	5	15	0	0	2	28	0	18	0	0
Spiezio, S.	.224	50	161	19	36	61	7	0	6	16	0	1	3	27	2	27	1	1
Vaughn, M.	.260	14	50	9	13	23	4	0	2	9	0	0	1	7	0	17	0	0
Walbeck, M.	.000	1	2	0	0	0	0	0	0	0	0	0	0	0	0	1	0	0
TOTALS	.275	153	578	93	159	264	27	0	26	81	1	1	7	86	3	96	8	5

2000 ANGELS PITCHING

PITCHER	W	L	ERA	G	GS	CG	SHO	GF	SV	IP	H	R	ER	HR	HB	BB	IBB	SO	WP	BK	OPP	AVG
Alvarez, J.	0	0	13.50	11	0	0	0	3	0	6.0	14	9	9	3	0	7	1	2	1	0	.467	
Belcher, T.	4	5	6.86	9	9	1	0	0	0	40.2	45	31	31	8	2	22	1	22	1	1	.281	
Bottenfield, K.	7	8	5.71	21	21	0	0	0	0	127.2	144	82	81	25	3	56	4	75	1	0	.285	
Cooper, B.	4	8	5.90	15	15	1	1	0	0	87.0	105	66	57	18	2	35	1	36	1	0	.300	
Dickson, J.	2	2	6.11	6	6	0	0	0	0	28.0	39	20	19	5	1	7	0	18	0	0	.336	
Etherton, S.	5	1	5.52	11	11	0	0	0	0	60.1	68	38	37	16	1	22	0	32	2	0	.278	
Fyhrie, M.	0	0	2.39	32	0	0	0	7	0	52.2	54	14	14	4	0	15	4	43	0	0	.269	
Hasegawa, S.	10	6	3.57	66	0	0	0	26	9	95.2	100	43	38	11	2	38	6	59	2	1	.270	
Hill, K.	5	7	6.52	16	16	0	0	0	0	78.2	102	59	57	16	2	53	1	50	6	0	.323	
Hinchliffe, B.	0	0	5.40	2	0	0	0	0	0	1.2	1	1	1	0	0	1	0	0	0	0	.167	
Holtz, M.	3	3	5.05	61	0	0	0	6	0	41.0	37	26	23	4	2	18	2	40	1	0	.248	
Karl, S.	2	2	6.65	6	4	0	0	0	0	21.2	31	21	16	2	0	12	0	9	2	0	.337	
Levine, A.	3	4	3.87	51	5	0	0	12	2	95.1	98	44	41	10	2	49	5	42	1	0	.266	
Ortiz, R.	1	3	6.52	21	7	0	0	2	0	48.1	57	35	35	12	2	29	3	30	2	0	.300	
Percival, R.	8	6	5.09	18	2	0	0	0	0	111.1	96	69	63	18	2	55	0	73	7	4	.236	
Percival, R.	5	5	4.50	54	0	0	0	45	32	50.0	42	27	25	7	2	30	4	49	1	0	.228	
Petkovsek, M.	4	1	4.22	64	1	0	0	21	2	81.0	86	39	38	8	3	23	6	31	3	0	.277	
Pote, L.	1	2	3.40	32	1	0	0	12	1	50.1	52	23	19	4	0	17	1	44	3	0	.267	
Schoeneweis, S.	7	10	5.45	27	27	1	1	0	0	170.0	183	112	103	21	6	67	2	78	4	3	.276	
Turnbow, D.	0	0	4.74	24	1	0	0	16	0	38.0	36	21	20	7	2	36	0	25	3	1	.254	
Ward, B.	0	0	5.63	7	0	0	0	2	0	8.0	8	6	5	1	0	2	0	3	2	0	.235	
Washburn, J.	7	2	3.74	14	14	0	0	0	0	84.1	64	38	35	16	1	37	0	49	1	0	.215	
Weaver, E.	0	2	6.87	17	0	0	0	4	0	18.1	20	16	14	5	0	16	1	8	1	0	.267	
Weber, B.	1	0	1.84	10	0	0	0	1	0	14.2	12	6	3	0	0	2	1	8	1	0	.214	
Wise, M.	3	3	5.54	8	6	0	0	0	0	37.1	40	23	23	7	1	13	1	20	1	0	.272	
TOTALS	82	80	5.00	162	162	5	3	157	46	1448.0	1534	869	805	228	36	662	44	846	47	10	.273	
OPP.	80	82	5.11	162	162	10	5	152	33	1445.1	1574	864	820	236	47	608	43	1024	45	2	.280	

WIN STREAK: 4, July 6-9; Sept. 12-16

LOSING STREAK: 6, Aug. 30-Sept. 5

CLUB HISTORY

YEAR BY YEAR STATISTICAL REVIEW



2001 ANGELS BATTING

PLAYER	AVG	G	AB	R	H	TB	2B	3B	HR	RBI	SH	SF	HP	BB	IBB	SO	SB	CS
Anderson, G.	.289	161	672	83	194	321	39	2	28	123	0	5	0	27	4	100	13	6
Barnes, L.	.100	14	40	2	4	7	0	0	1	2	0	0	0	1	0	9	0	0
Burke, J.	.200	5	5	1	1	1	0	0	0	0	0	0	0	0	0	2	0	0
DaVanon, J.	.193	34	88	7	17	36	2	1	5	9	0	1	0	11	0	29	1	3
Eckstein, D.	.285	148	582	82	166	208	26	2	4	41	16*	2	21*	43	0	60	29	4
Erstad, D.	.258	157	631	89	163	227	35	1	9	63	1	7	10	62	7	113	24	10
Fabregas, J.	.223	47	148	9	33	47	4	2	2	16	4	2	0	3	0	15	0	0
Fernandez, J.	.080	11	25	1	2	3	1	0	0	0	0	0	0	2	0	10	0	1
Gil, B.	.296	92	260	33	77	124	15	4	8	39	2	2	0	14	0	57	3	4
Glaus, T.	.250	161	588	100	147	312	38	2	41	108	0	7	6	107	7	158	10	3
Hill, G.	.136	16	66	4	9	12	0	0	1	2	0	0	0	0	0	20	0	0
Holtz, M.	.000	1	0	0	0	0	0	0	0	0	0	0	0	0	0	0	0	0
Joyner, W.	.243	51	148	14	36	52	5	1	3	14	0	0	0	13	0	18	1	1
Kennedy, A.	.270	136	478	48	129	178	25	3	6	40	7	9	11	27	3	71	12	7
Molina, B.	.262	96	325	31	85	114	11	0	6	40	2	4	8	16	3	51	0	1
Molina, J.	.270	13	37	8	10	19	3	0	2	4	2	0	0	3	0	8	0	0
Nieves, J.	.245	23	53	5	13	24	3	1	2	3	2	0	2	2	0	20	0	1
Ortiz, R.	.000	2	7	0	0	0	0	0	0	0	0	0	0	0	0	2	0	0
Palmeiro, O.	.243	95	230	29	56	74	10	1	2	23	7	5	3	25	2	24	6	6
Rapp, P.	.000	2	5	0	0	0	0	0	0	0	0	0	0	0	0	2	0	0
Salmon, T.	.227	137	475	63	108	182	21	1	17	49	0	2	8	96	4	121	9	3
Schoeneweis, S.	.000	1	0	0	0	0	0	0	0	0	0	0	0	2	0	0	0	0
Spiezio, S.	.271	137	457	57	124	200	29	4	13	54	3	4	5	34	4	65	5	2
Valdez, I.	.200	2	5	0	1	1	0	0	0	0	0	0	0	0	0	2	1	0
Washburn, J.	.600	2	5	1	3	3	0	0	0	0	0	0	0	1	0	2	0	0
Weber, B.	.000	1	0	0	0	0	0	0	0	0	0	0	0	0	0	0	0	0
Wooten, S.	.312	73	221	24	69	103	8	1	8	32	0	3	3	5	0	42	2	0
PITCHERS	.182	11	22	1	4	4	0	0	0	0	0	0	0	3	0	8	1	0
TOTALS	.261	162	5551	691	1447	2248	275	26	158	662	46	53	77	494	34	1001	116	52
OPP.	.263	162	5529	730	1452	2279	285	19	168	697	37	39	64	525	47	947	109	59

2001 ANGELS DESIGNATED HITTERS

PLAYER	AVG	G	AB	R	H	TB	2B	3B	HR	RBI	SH	SF	HP	BB	IBB	SO	SB	CS
Anderson, G.	.308	12	52	3	16	25	3	0	2	10	0	0	0	0	0	13	0	0
Burke, J.	1.000	1	1	1	1	1	0	0	0	0	0	0	0	0	0	0	0	0
Eckstein, D.	.232	14	56	2	13	14	1	0	0	5	2	0	3	6	0	6	4	0
Erstad, D.	.000	4	15	0	0	0	0	0	0	0	0	0	0	3	0	6	1	1
DaVanon, J.	.182	6	11	1	2	5	0	0	1	2	0	0	0	1	0	5	0	1
Fernandez, J.	.095	7	21	1	2	3	1	0	0	0	0	0	0	2	0	7	0	1
Gil, B.	.172	14	29	0	5	5	0	0	0	2	0	1	0	3	0	9	0	1
Glaus, T.	.143	2	7	1	1	1	0	0	0	1	0	0	0	2	0	1	1	0
Hill, G.	.136	16	66	4	9	12	0	0	1	2	0	0	0	0	0	20	0	0
Joyner, W.	.346	9	26	3	9	13	1	9	1	3	0	0	0	5	0	5	0	1
Kennedy, A.	.267	5	15	0	4	5	1	0	0	1	1	0	0	1	0	5	0	0
Molina, B.	.333	1	3	0	1	1	0	0	0	0	0	0	0	0	0	1	0	0
Nieves, J.	.500	4	2	0	1	1	0	0	0	0	0	0	0	0	0	0	0	0
Palmeiro, O.	.208	30	77	8	16	18	2	0	0	11	2	3	0	12	1	8	1	2
Salmon, T.	.222	12	45	6	10	21	2	0	3	7	0	0	0	7	3	13	0	0
Spiezio, S.	.164	20	55	5	9	11	2	0	0	5	0	1	1	5	1	8	0	0
Wooten, S.	.242	27	91	5	22	27	5	0	0	7	0	1	2	1	0	23	1	0
TOTALS	.212	153	572	40	121	163	18	0	8	56	5	6	6	48	5	132	8	7

2001 ANGELS PITCHING

PITCHER	W	L	ERA	G	GS	CG	SHO	GF	SV	IP	H	R	ER	HR	HB	BB	IB	SO	WP	BK	OPP	AVG
Borland, T.	0	1	10.80	2	0	0	0	1	0	3.1	8	5	4	1	0	1	0	0	0	0	0	.471
Cooper, B.	0	1	2.63	7	1	0	0	5	0	13.2	10	5	4	2	0	4	0	7	0	0	0	.190
Green, S.	0	0	3.00	1	1	0	0	0	0	6.0	4	2	2	0	0	6	0	4	2	0	0	.200
Hasegawa, S.	5	6	4.04	46	0	0	0	10	0	55.2	52	28	25	5	2	20	5	41	2	0	0	.248
Holtz, M.	1	2	4.86	63	0	0	0	11	0	37.0	40	24	20	5	2	15	4	38	5	0	0	.274
Levine, A.	8	10	2.38	64	1	0	0	21	2	75.2	71	25	20	7	2	28	4	40	6	0	0	.257
Lukasiewicz, M.	0	2	6.04	24	0	0	0	11	0	22.1	21	17	15	6	2	9	2	25	2	0	0	.247
Miadich, B.	0	0	4.50	11	0	0	0	4	0	10.0	6	5	5	2	0	8	0	11	1	0	0	.182
Ortiz, R.	13	11	4.36	32	32	2	0	0	0	208.2	223	114	101	25	12	76	6	135	7	0	0	.274
Percival, T.	4	2	2.65	57	0	0	0	50	39	57.2	39	19	17	3	2	18	1	71	2	0	0	.187
Pote, L.	2	0	4.15	44	1	0	0	15	2	86.2	88	41	40	11	3	32	5	66	3	0	0	.258
Rapp, P.	5	12	4.76	31	28	1	0	1	0	170.0	169	96	90	20	2	71	2	82	4	0	0	.261
Schoeneweis, S.	10	11	5.08	32	32	1	0	0	0	205.1	227	122	116	21	14	77	2	104	4	1	0	.281
Shields, S.	0	0	0.00	8	0	0	0	6	0	11.0	8	1	0	0	1	7	0	7	2	0	0	.200
Valdez, I.	9	13	4.45	27	27	1	0	0	0	163.2	177	82	81	20	8	50	3	100	3	0	0	.277
Washburn, J.	11	10	3.77	30	30	1	0	0	0	193.1	196	89	81	25	7	54	4	126	3	0	0	.263
Weber, B.	6	2	3.42	56	0	0	0	19	0	68.1	66	28	26	4	5	31	8	40	0	1	0	.251
Wise, M.	1	4	4.38	11	9	0	0	2	0	49.1	47	27	24	11	2	18	1	50	0	0	0	.250
TOTALS	75	87	4.20	162	162	6	1	156	43	1437.2	1452	730	671	168	64	525	47	947	46	2	0	.263
OPP.	87	75	3.96	162	162	9	12	153	46	1444	1447	691	636	158	77	494	34	1001	58	4	0	.261

WIN STREAK: 6, July 16-22

LOSING STREAK: 7, June 28-July 4; Sept. 21-28; Sept. 30-Oct. 7



2002 ANGELS BATTING

PLAYER	AVG	G	AB	R	H	TB	2B	3B	HR	RBI	SH	SF	HP	BB	IBB	SO	SB	CS
Ámezaga, A.	.538	12	13	3	7	9	2	0	0	2	0	0	0	0	0	1	1	0
Anderson, G.	.306	158	638	93	195	344	56★	3	29	123	0	10	0	30	11	80	6	4
Appier, K.	.000	32	2	0	0	0	0	0	0	2	0	0	0	0	0	2	0	0
Bellinger, C.	.000	2	1	0	0	0	0	0	0	0	0	0	0	0	0	1	0	0
DaVanon, J.	.167	16	30	3	5	11	3	0	1	4	1	0	0	2	0	6	1	0
Eckstein, D.	.293	152	608	107	178	236	22	6	8	63	14★	8	27★	45	0	44	21	13
Erstad, D.	.283	150	625	99	177	243	28	4	10	73	5	4	2	27	4	67	23	3
Fabregas, J.	.193	35	88	8	17	18	1	0	0	8	2	0	0	6	1	6	0	0
Fasano, S.	.000	2	1	0	0	0	0	0	0	0	0	0	0	0	0	1	0	0
Figgins, C.	.167	15	12	6	2	3	1	0	0	1	0	0	0	0	0	5	2	1
Fullmer, B.	.289	130	429	75	124	228	35	6	19	59	0	3	15	32	6	44	10	3
Gil, B.	.285	61	130	11	37	56	8	1	3	20	2	2	0	5	0	33	2	1
Glaus, T.	.250	156	569	99	142	258	24	1	30	111	0	8	6	88	4	144	10	3
Kennedy, A.	.312	144	474	65	148	213	32	6	7	52	5	4	7	19	1	80	17	4
Molina, B.	.245	122	428	34	105	138	18	0	5	47	6	6	4	15	3	34	0	0
Molina, J.	.271	29	70	5	19	22	3	0	0	5	4	2	0	5	0	15	0	2
Nieves, J.	.289	45	97	17	28	30	2	0	0	6	1	0	0	2	0	14	1	1
Ochoa, A.	.277	37	65	8	18	31	7	0	2	10	0	0	0	10	0	5	2	2
Ortiz, R.	.000	32	7	0	0	0	0	0	0	0	0	0	0	0	0	3	0	0
Palmeiro, O.	.300	110	263	35	79	93	12	1	0	31	4	3	0	30	1	22	7	2
Ramirez, J.	.281	29	32	6	9	14	0	1	1	7	0	0	1	2	0	14	0	2
Salmon, T.	.286	138	483	84	138	243	37	1	22	88	0	7	7	71	3	102	6	3
Schoeneweis, S.	.000	54	2	0	0	0	0	0	0	0	0	0	0	0	0	2	0	0
Sele, A.	.500	26	2	0	1	1	0	0	0	0	0	0	0	0	0	1	0	0
Spiezio, S.	.285	153	491	80	140	214	34	2	12	82	3	6	4	67	7	52	6	7
Washburn, J.	.200	32	5	0	1	1	0	0	0	0	0	0	0	0	0	3	0	0
Wooten, S.	.292	49	113	13	33	50	8	0	3	19	0	1	1	6	1	24	2	0
PITCHERS	.111	10	18	0	2	2	0	0	0	2	0	0	0	0	0	11	0	0
TOTALS	.282	162	5678	851	1603	2456	333	32	152	811	49	64	74	462	42	805	117	51
OPP.	.247	162	5453	644	1345	2138	248	19	169	609	27	59	49	509	24	999	78	51

2002 ANGELS DESIGNATED HITTERS

PLAYER	AVG	G	AB	R	H	TB	2B	3B	HR	RBI	SH	SF	HP	BB	IBB	SO	SB	CS
Anderson, G.	.317	10	41	2	13	19	3	0	1	6	0	0	0	2	0	1	0	0
DaVanon, J.	.250	4	4	1	1	2	1	0	0	0	1	0	0	0	0	0	1	0
Eckstein, D.	.308	3	13	3	4	5	1	0	0	2	0	0	0	1	0	1	1	0
Erstad, D.	.188	4	16	0	3	4	1	0	0	1	1	0	0	1	0	2	1	0
Fullmer, B.	.277	93	328	54	91	166	27	6	12	48	0	3	11	22	2	34	7	2
Gil, B.	.438	10	16	3	7	16	1	1	2	6	0	0	0	1	0	4	0	0
Kennedy, A.	.200	1	5	1	1	1	0	0	0	0	0	0	0	0	0	0	0	0
Palmeiro, O.	.625	6	8	1	5	5	0	0	0	2	0	0	0	1	0	1	0	0
Salmon, T.	.256	25	82	18	21	43	7	0	5	11	0	0	2	14	0	20	1	1
Wooten, S.	.236	26	72	8	17	28	2	0	3	9	0	1	1	4	1	15	1	0
TOTALS	.279	153	585	91	163	289	43	7	23	85	2	4	14	66	3	78	12	3

2002 ANGELS PITCHING

PITCHER	W	L	ERA	G	GS	CG	GF	SV	SHO	IP	H	R	ER	HR	HB	BB	IB	SO	WP	BK	AVG	OPP
Appier, K.	14	12	3.92	32	32	0	0	0	0	188.1	191	89	82	23	7	64	2	132	7	0	.267	
Callaway, M.	2	1	4.19	6	6	0	0	0	0	34.1	31	20	16	4	3	11	0	23	2	0	.235	
Cook, D.	1	1	3.38	37	0	0	5	0	0	24.0	21	9	9	2	1	10	0	13	0	0	.241	
Donnelly, B.	1	1	2.17	46	0	0	11	1	0	49.2	32	13	12	2	2	19	3	54	1	0	.184	
Lackey, J.	9	4	3.66	18	1	0	0	0	0	108.1	113	52	44	10	4	33	0	69	7	2	.267	
Levine, A.	4	4	4.24	52	0	0	21	5	0	63.2	61	35	30	8	2	34	3	40	2	0	.253	
Lukasiewicz, M.	2	0	3.86	17	0	0	4	0	0	14.0	17	6	6	0	0	9	0	15	0	0	.298	
Ortiz, R.	15	9	3.77	32	32	4	0	0	1	217.1	188	97	91	40	5	68	0	162	7	3	.230	
Percival, T.	4	1	1.92	58	0	0	50	40	0	56.1	38	12	12	5	0	25	1	68	5	0	.188	
Pote, L.	0	2	3.22	31	0	0	13	0	0	50.1	33	20	18	7	3	26	2	32	3	0	.194	
Rodriguez, F.	0	0	0.00	5	0	0	4	0	0	5.2	3	0	0	0	1	2	1	13	0	0	.167	
Schoeneweis, S.	9	8	4.88	54	15	0	4	1	0	118.0	119	68	64	17	5	49	4	65	1	1	.264	
Sele, A.	8	9	4.89	26	26	1	0	0	1	160.0	190	92	87	21	7	49	2	82	5	0	.289	
Shields, S.	5	3	2.20	29	1	0	13	0	0	49.0	31	13	12	4	1	21	1	30	3	0	.199	
Wall, D.	0	0	6.43	17	0	0	8	0	0	21.0	17	15	15	3	1	7	1	13	2	0	.221	
Washburn, J.	18	6	3.15	32	32	1	0	0	0	206.0	183	75	72	19	3	59	1	139	5	1	.235	
Weber, B.	7	2	2.54	63	0	0	16	7	0	78.0	70	25	22	4	3	22	3	43	2	0	.249	
Wise, M.	0	0	3.24	7	0	0	0	0	0	8.1	7	3	3	0	1	1	0	6	0	0	.233	
TOTALS	99	63	3.69	162	162	7	155	54	14	1452.1	1345	644	595	169	49	509	24	999	52	7	.247	
OPP.	63	99	4.77	162	162	8	154	36	8	1437	1603	851	762	152	74	462	42	805	55	11	.282	

WIN STREAK: 10, Aug. 29-Sept. 8

LOSING STREAK: 6, Apr. 8-13

CLUB HISTORY

YEAR BY YEAR STATISTICAL REVIEW



2003 ANGELS BATTING

PLAYER	AVG	G	AB	R	H	TB	2B	3B	HR	RBI	SH	SF	HP	BB	IBB	SO	SB	CS
Amezaga, A.	.210	37	105	15	22	35	3	2	2	7	5	0	1	9	0	23	2	2
Anderson, G.	.315	159	638	80	201	345	49	4	29	116	0	4	0	31	10	83	6	3
DaVanon, J.	.282	123	330	56	93	147	16	1	12	43	4	5	1	42	0	59	17	5
Delgado, W.	.320	19	50	4	16	16	0	0	0	4	0	0	0	8	0	8	0	0
Durrington, T.	.143	12	14	5	2	2	0	0	0	1	0	0	0	3	0	0	1	1
Eckstein, D.	.252	120	452	59	114	147	22	1	3	31	10	4	15	36	0	45	16	5
Erstad, D.	.252	67	258	35	65	86	7	1	4	17	2	2	4	18	1	40	9	1
Figgins, C.	.296	71	240	34	71	88	9	4	0	27	6	4	0	20	0	38	13	7
Fullmer, B.	.306	63	206	32	63	103	9	2	9	35	0	1	2	26	4	31	5	4
Gil, B.	.192	62	125	12	24	34	5	1	1	9	4	2	0	4	1	33	5	1
Glaus, T.	.248	91	319	53	79	148	17	2	16	50	0	1	1	46	4	73	7	2
Gregorio, T.	.158	12	19	1	3	3	0	0	0	2	0	0	1	1	0	8	0	0
Johnson, G.	.375	5	8	1	3	4	1	0	0	0	0	0	0	1	0	1	0	1
Kennedy, A.	.269	143	449	71	121	179	17	1	13	49	2	5	9	45	4	73	22	9
Molina, B.	.281	119	409	37	115	181	24	0	14	71	2	4	2	13	2	31	1	1
Molina, J.	.184	53	114	12	21	25	4	0	0	6	4	1	3	1	0	26	0	0
Owens, E.	.270	111	241	29	65	74	6	0	1	20	4	1	1	10	0	24	11	8
Quinlan, R.	.287	38	94	13	27	35	4	2	0	4	1	0	0	6	0	16	1	2
Ramirez, J.	.000	6	2	1	0	0	0	0	0	0	1	0	0	0	0	0	0	0
Riggs, A.	.246	24	61	11	15	30	4	1	3	5	2	0	0	9	0	9	3	1
Salmon, T.	.275	148	528	78	145	245	35	4	19	72	0	6	10	77	3	93	3	1
Spezio, S.	.265	158	521	69	138	236	36	7	16	83	2	7	5	46	8	66	6	3
Wooten, S.	.243	98	272	25	66	95	8	0	7	32	0	3	1	24	5	45	0	4
PITCHERS	.095	162	21	1	2	2	0	0	0	0	1	0	0	0	0	9	0	0
TOTALS	.268	162	5487	736	1473	2265	276	33	150	687	50	50	56	476	42	838	129	61
OPP.	.261	162	5532	743	1444	2328	260	27	190	716	25	42	76	486	38	980	80	48

2003 ANGELS DESIGNATED HITTERS

PLAYER	AVG	G	AB	R	H	TB	2B	3B	HR	RBI	SH	SF	HP	BB	IBB	SO	SB	CS
Amezaga, A.	.000	1	0	0	0	0	0	0	0	0	0	0	0	0	0	0	0	0
Anderson, G.	.361	15	61	7	22	37	3	0	4	17	0	0	0	4	1	7	2	0
DaVanon, J.	.000	1	0	0	0	0	0	0	0	0	0	0	0	1	0	0	0	0
Durrington, T.	.000	2	0	0	0	0	0	0	0	0	0	0	0	0	0	0	0	1
Eckstein, D.	.182	3	11	0	2	2	0	0	0	0	0	0	0	1	0	1	2	0
Figgins, D.	.000	3	4	0	0	0	0	0	0	0	0	0	0	0	0	1	0	1
Fullmer, B.	.277	41	141	19	39	63	6	0	6	26	0	1	1	16	1	24	2	3
Gil, B.	.000	2	1	1	0	0	0	0	0	0	0	0	0	0	0	0	0	0
Glaus, T.	.286	4	14	3	4	8	1	0	1	4	0	0	0	2	0	3	0	0
Kennedy, A.	.000	1	0	0	0	0	0	0	0	0	0	0	0	1	0	0	0	0
Owens, E.	.500	3	2	1	1	1	0	0	0	0	0	0	0	0	0	1	0	0
Quinlan, R.	.333	3	12	1	4	5	1	0	0	1	0	0	0	0	0	3	0	0
Ramirez, J.	.000	1	0	1	0	0	0	0	0	0	1	0	0	0	0	0	0	0
Riggs, A.	.000	3	4	0	0	0	0	0	0	0	0	0	0	2	0	0	0	0
Salmon, T.	.250	68	248	26	62	102	17	1	7	30	0	3	3	37	2	48	0	0
Wesson, B.	.000	1	0	1	0	0	0	0	0	0	0	0	0	0	0	0	0	0
Wooten, S.	.171	28	76	5	13	21	2	0	2	8	0	0	0	2	1	11	0	1
PITCHERS	.095	9	21	1	2	2	0	0	0	0	1	0	0	0	0	9	0	0
TOTALS	.256	153	574	65	147	239	30	1	20	86	1	4	4	66	5	99	6	6

2003 ANGELS PITCHING

PITCHER	W	L	ERA	G	GS	CG	GF	SHO	SV	IP	H	R	ER	HR	HB	BB	IB	SO	WP	BK	AVG	OPP
Appier, K.	7	7	5.63	19	19	0	0	0	0	92.2	105	60	58	17	8	36	4	50	4	1	.279	
Boothcheck, C.	0	1	9.58	4	1	0	2	0	0	10.1	16	13	11	5	0	6	0	7	0	0	.340	
Callaway, M.	1	4	6.81	17	4	0	8	0	0	38.1	57	32	29	7	1	16	1	22	0	0	.345	
Donnelly, B.	2	2	1.58	63	0	0	15	0	3	74.0	55	14	13	2	4	24	1	79	1	0	.200	
Glover, G.	1	0	5.00	18	0	0	7	0	0	27.0	34	15	15	3	1	8	1	14	1	0	.315	
Gregg, K.	2	0	3.28	5	3	0	0	0	0	24.2	18	9	9	3	1	8	0	14	0	0	.205	
Jones, G.	0	0	4.88	18	0	0	7	0	0	27.2	29	15	15	3	2	14	0	28	5	0	.261	
Lackey, J.	10	16	4.63	33	33	2	0	2	0	204.0	223	117	105	31	10	66	4	151	11	1	.278	
Miadich, B.	0	0	18.00	1	0	0	0	0	0	2.0	5	4	4	0	1	1	0	3	1	0	.500	
Ortiz, R.	16	13	5.20	32	32	1	0	0	0	180.0	209	121	104	28	12	63	0	94	4	0	.287	
Percival, T.	0	5	3.47	52	0	0	49	0	33	49.1	33	22	19	7	3	23	1	48	1	0	.184	
Rodriguez, F.	8	3	3.03	59	0	0	23	0	2	86.0	50	30	29	12	2	35	5	95	7	0	.172	
Rodriguez, R.	0	0	2.45	3	0	0	2	0	0	3.2	4	1	1	0	0	1	0	3	0	0	.308	
Schoeneweis, S.	1	1	3.96	39	0	0	12	0	0	38.2	37	19	17	2	3	10	3	29	1	0	.250	
Sele, A.	7	11	5.77	25	25	0	0	0	0	121.2	135	82	78	17	12	58	1	53	5	0	.284	
Shields, S.	5	6	2.85	44	13	0	5	0	1	148.1	138	56	47	12	5	38	6	111	4	0	.247	
Turnbow, D.	2	0	0.59	11	0	0	7	0	0	15.1	7	1	1	0	0	3	0	15	0	0	.140	
Washburn, J.	10	15	4.43	32	32	2	0	0	0	207.1	205	106	102	34	11	54	4	118	4	1	.256	
Weber, B.	5	1	2.69	62	0	0	20	0	0	80.1	84	26	24	7	0	22	7	46	4	0	.275	
TOTALS	77	85	4.28	162	162	5	157	9	39	1431.1	1444	743	680	190	76	486	38	980	53	3	.261	
OPP.	85	77	4.28	162	162	12	150	12	46	1432.1	1473	736	681	150	56	476	42	838	47	7	.268	

WIN STREAK: 5; three times; last, Aug. 13-17

LOSING STREAK: 5; three times; last, Sept. 9-13

2004 ANGELS BATTING

PLAYER	AVG	G	AB	R	H	TB	2B	3B	HR	RBI	SH	SF	HP	BB	IBB	SO	SB	CS
Amezaga, A.	.161	73	93	12	15	23	2	0	2	11	6	0	3	3	0	24	3	2
Anderson, G.	.301	112	442	57	133	197	20	1	14	75	0	3	1	29	6	75	2	1
Colon, B.	.000	34	3	0	0	0	0	0	0	0	0	0	0	0	0	1	0	0
DaVanon, J.	.277	108	285	41	79	119	11	4	7	34	1	5	0	46	2	54	18	3
Eckstein, D.	.276	142	566	92	156	188	24	1	2	35	14	2	13	42	1	49	16	5
Erstad, D.	.295	125	495	79	146	198	29	1	7	69	3	4	4	37	1	74	16	1
Escobar, K.	.000	33	2	0	0	0	0	0	0	0	0	0	0	0	0	0	0	0
Figgins, C.	.296	148	577	83	171	242	22	17	5	60	10	2	0	49	0	94	34	13
Galarrraga, A.	.300	7	10	3	6	0	0	1	2	2	0	0	1	0	0	3	0	0
Glaus, T.	.251	58	207	47	52	119	11	1	18	42	0	1	3	31	3	52	2	3
Guerrero, V.	.337	156	612	124*	206	366*	39	2	39	126	0	8	8	52	14	74	15	3
Guillen, J.	.294	148	565	88	166	281	28	3	27	104	0	3	15	37	5	92	5	4
Halter, S.	.202	46	114	10	23	40	5	0	4	13	0	0	0	7	0	30	1	1
Hensley, M.	.000	16	1	0	0	0	0	0	0	0	0	0	0	0	0	1	0	0
Kennedy, A.	.278	144	468	70	130	190	20	5	10	48	9	2	13	41	7	92	15	5
Kotchman, C.	.224	38	116	7	26	32	6	0	0	15	0	1	4	7	3	11	3	0
Lackey, J.	.000	33	2	0	0	0	0	0	0	0	0	0	0	0	0	1	0	0
McPherson, D.	.225	16	40	5	9	19	1	0	3	6	0	0	0	3	0	17	1	0
Molina, B.	.276	97	337	36	93	136	13	0	10	54	2	4	2	18	1	35	0	1
Molina, J.	.261	73	203	26	53	76	10	2	3	25	5	0	0	10	0	52	4	1
Ortiz, R.	.000	34	3	0	0	0	0	0	0	0	0	0	0	0	0	0	0	0
Paul, J.	.243	46	70	11	17	26	3	0	2	10	3	1	0	7	0	17	2	1
Pride, C.	.250	35	40	5	10	13	3	0	0	3	1	0	1	0	0	11	1	0
Quinlan, R.	.344	56	160	23	55	84	14	0	5	23	0	1	2	14	0	26	3	1
Riggs, A.	.194	16	36	2	7	10	3	0	0	3	0	0	0	1	0	10	1	0
Salmon, T.	.253	60	186	15	47	60	7	0	2	23	0	4	2	14	0	41	1	0
Sele, A.	.000	28	1	0	0	0	0	0	0	0	0	0	0	0	0	1	0	0
Shields, S.	.000	60	1	0	0	0	0	0	0	0	0	0	0	0	0	1	0	0
Washburn, J.	.400	25	5	0	2	2	0	0	0	1	2	0	0	0	0	0	0	0
2004	.105	15	19	0	2	2	0	0	0	1	2	0	0	0	0	5	0	0
TOTALS	.282	162	5675	836	1603	2435	272	37	162	783	56	41	73	450	43	942	143	46
OPP.	.263	162	5617	734	1476	2330	298	23	170	706	35	47	44	502	27	1164	87	44

2004 ANGELS DESIGNATED HITTERS

PLAYER	AVG	G	AB	R	H	TB	2B	3B	HR	RBI	SH	SF	HP	BB	IBB	SO	SB	CS
Anderson, G.	.275	18	69	5	19	27	5	0	1	7	0	0	0	5	3	14	0	0
DaVanon, J.	.273	19	66	9	18	32	4	2	2	11	0	0	0	8	1	11	2	1
Eckstein, D.	.200	1	5	0	1	1	0	0	0	0	0	0	0	0	0	0	0	0
Figgins, D.	.000	1	0	1	0	0	0	0	0	0	0	0	0	0	0	0	2	0
Galarrraga, A.	.167	4	6	1	1	4	0	0	1	1	0	0	1	0	0	1	0	0
Glaus, T.	.241	39	133	31	32	70	5	0	11	22	0	1	2	24	3	34	1	2
Guerrero, V.	.265	13	49	9	13	22	3	0	2	6	0	0	1	4	1	3	1	0
Guillen, J.	.270	10	37	7	10	17	1	0	2	7	0	0	2	5	1	5	0	0
Halter, S.	.182	3	11	0	2	3	1	0	0	0	0	0	0	0	0	2	0	0
Kotchman, C.	1.000	2	1	0	1	1	0	0	0	1	0	0	0	1	0	0	1	0
Molina, B.	.167	5	12	1	2	6	1	0	1	1	0	0	0	1	0	7	0	0
Mondesí, R.	.000	1	2	0	0	0	0	0	0	0	0	0	0	1	0	0	0	0
Paul, J.	.250	2	4	2	1	4	0	0	1	2	0	0	0	2	0	1	0	0
Pride, C.	.333	2	3	0	1	2	1	0	0	0	0	0	0	0	0	0	0	0
Quinlan, R.	.154	4	13	2	2	2	0	0	0	0	0	0	1	1	0	4	1	0
Riggs, A.	.133	4	15	1	2	3	1	0	0	1	0	0	0	1	0	6	0	0
Salmon, T.	.221	39	149	11	33	39	3	0	1	15	0	4	1	12	0	33	1	0
TOTALS	.240	153	575	80	138	233	25	2	22	74	0	5	8	65	9	121	9	3

2004 ANGELS PITCHING

PITCHER	W	L	ERA	G	GS	CG	GF	SHO	SV	IP	H	R	ER	HR	HB	BB	IBB	SO	WP	BK	OPP	AVG
Bergman, D.	0	0	13.50	1	0	0	1	0	0	2.0	4	3	3	0	0	1	0	1	1	0	0	.444
Colon, B.	18	12	5.01	34	34	0	0	0	0	208.1	215	122	116	38	3	71	1	158	1	0	0	.265
Donnelly, B.	5	2	3.00	40	0	0	10	0	0	42.0	34	14	5	1	15	0	56	0	0	0	0	.224
Dunn, S.	0	0	9.00	3	0	0	1	0	0	3.0	7	3	3	0	0	1	0	2	1	0	0	.438
Escobar, K.	11	12	3.93	33	33	0	0	0	0	208.1	192	91	91	21	7	76	2	191	9	0	0	.244
Gregg, K.	5	2	4.21	55	0	0	23	0	1	87.2	86	43	41	6	3	28	3	84	13	1	0	.255
Hensley, M.	0	2	4.88	16	0	0	13	0	0	27.2	32	15	15	5	2	7	1	30	0	0	0	.294
Lackey, J.	14	13	4.67	33	32	1	0	1	0	198.1	215	108	103	22	8	60	4	144	11	1	0	.278
Ortiz, R.	5	7	4.43	34	14	0	13	0	0	128.0	139	64	63	18	4	38	4	82	5	3	0	.280
Percival, T.	2	3	2.90	52	0	0	48	0	33	49.2	43	19	16	7	3	19	3	33	2	0	0	.230
Rodriguez, F.	4	1	1.82	69	0	0	29	0	12	84.0	51	21	17	2	1	33	1	123	5	0	0	.172
Sele, A.	9	4	5.05	28	24	0	1	0	0	132.0	163	84	74	16	5	51	2	51	4	2	0	.310
Shields, S.	8	2	3.33	60	0	0	12	0	4	105.1	97	42	39	6	3	40	5	109	4	0	0	.238
Turnbow, D.	0	0	0.00	4	0	0	4	0	0	6.1	2	0	0	0	0	7	0	3	0	0	0	.105
Washburn, J.	11	8	4.64	25	25	1	0	1	0	149.1	159	81	77	20	4	40	1	86	5	0	0	.269
Weber, B.	0	2	8.06	18	0	0	5	0	0	22.1	37	24	20	4	0	15	0	11	0	0	0	.363
TOTALS	92	70	4.28	162	162	2	160	11	50	1454.1	1476	734	692	170	44	502	27	1164	61	7	0	.263
OPP.	70	92	4.75	162	162	6	156	10	33	1442.1	1603	836	762	162	73	450	43	942	35	8	0	.282

WIN STREAK: 9; Aug. 18-27 & May 1-9

LOSING STREAK: 5; June 4-9

CLUB HISTORY

YEAR BY YEAR STATISTICAL REVIEW



2005 ANGELS BATTING

PLAYER	AVG	G	AB	R	H	TB	2B	3B	HR	RBI	SH	SF	HP	BB	IBB	SO	SB	CS
Anderson, G.	.283	142	575	68	163	250	34	1	17	96	0	5	0	23	8	84	1	1
Byrd, P.	.250	31	4	0	1	1	0	0	0	0	0	0	0	0	0	0	0	0
Cabrera, O.	.257	141	540	70	139	197	28	3	8	57	4	2	3	38	4	50	21	2
Colon, B.	.333	33	3	0	1	1	0	0	0	1	0	0	0	0	0	2	0	0
DaVanon, J.	.231	108	225	42	52	70	10	1	2	15	3	2	2	39	1	44	11	6
Donnelly, B.	.000	66	1	0	0	0	0	0	0	0	0	0	0	0	0	0	0	0
Erstad, D.	.273	153	609	86	166	226	33	3	7	66	4	2	1	47	3	109	10	3
Escobar, K.	.000	16	1	0	0	0	0	0	0	0	1	0	0	0	0	0	0	0
Figgins, C.	.290	158	642	113	186	255	25	10	8	57	9	5	0	64	1	101	62★	17
Finley, S.	.222	112	406	41	90	152	20	3	12	54	1	4	3	26	3	71	8	4
Guerrero, V.	.317	141	520	95	165	294	29	2	32	108	0	5	8	61	26★	48	13	1
Izturis, M.	.246	77	191	18	47	66	8	4	1	15	1	1	0	17	2	21	9	3
Kennedy, A.	.300	129	416	49	125	154	23	0	2	37	5	3	7	29	1	64	19	4
Kotchman, C.	.278	47	126	16	35	61	5	0	7	22	1	1	0	15	0	18	1	1
Lackey, J.	.000	33	6	0	0	0	0	0	0	0	0	0	0	0	0	1	0	0
Mathis, J.	.333	5	3	1	1	1	0	0	0	0	0	0	0	0	0	1	0	0
McPherson, D.	.244	61	205	29	50	92	14	2	8	26	0	0	1	14	0	64	3	3
Merloni, L.	.000	5	5	1	0	0	0	0	0	1	0	1	0	1	0	2	0	0
Molina, B.	.295	119	410	45	121	183	17	0	15	69	5	6	1	27	2	41	2	0
Molina, J.	.228	75	184	14	42	64	4	0	6	25	4	0	2	13	0	41	0	2
Paul, J.	.189	34	37	4	7	14	1	0	2	4	1	0	0	2	0	9	0	0
Pride, C.	.091	11	11	2	1	2	1	0	0	0	0	0	0	0	0	4	0	0
Quinlan, R.	.231	54	134	17	31	54	8	0	5	14	0	1	1	7	0	26	0	1
Rivera, J.	.271	106	350	46	95	159	17	1	15	59	2	1	0	23	0	44	1	9
Salmon, T.	.000	0	0	0	0	0	0	0	0	0	0	0	0	0	0	0	0	0
Shields, R.	.000	78	1	0	0	0	0	0	0	0	0	0	0	0	0	1	0	0
Sorensen, Z.	.167	12	12	3	2	3	1	0	0	0	1	0	0	0	0	2	0	0
Washburn, J.	.000	29	4	1	0	0	0	0	0	0	0	0	0	1	0	0	0	0
Sorensen, Z.	.000	13	20	1	2	2	0	0	0	0	1	1	0	0	0	4	0	0
PITCHERS	.100	13	20	1	2	2	0	0	0	0	1	1	0	0	1	0	4	0
TOTALS	.270	162	5624	761	1520	2299	278	30	147	726	43	39	29	447	51	848	161	57
OPP.	.254	162	5593	643	1419	2240	285	31	158	607	39	35	48	443	24	1126	68	42

2005 ANGELS DESIGNATED HITTERS

PLAYER	AVG	G	AB	R	H	TB	2B	3B	HR	RBI	SH	SF	HP	BB	IBB	SO	SB	CS
Anderson, G.	.199	36	151	13	30	41	8	0	1	15	0	1	0	6	2	27	0	0
DaVanon, J.	.267	30	86	21	23	26	3	0	0	7	2	1	0	13	0	18	7	2
Erstad, D.	.300	5	20	3	6	11	2	0	1	3	0	0	0	1	0	6	0	1
Figgins, C.	.308	7	26	5	8	11	1	1	0	0	0	0	0	4	0	6	4	1
Finley, S.	.222	5	18	2	4	6	0	1	0	4	0	0	0	1	0	6	0	0
Guerrero, V.	.282	19	71	11	20	36	1	0	5	13	0	2	1	8	2	10	2	1
Kotchman, C.	.239	20	67	7	16	28	3	0	3	6	1	0	0	7	0	12	1	0
Mathis, J.	.500	2	2	1	1	1	0	0	0	0	0	0	0	0	0	1	0	0
Molina, B.	.433	11	30	3	13	19	3	0	1	7	0	3	0	5	1	2	0	0
Molina, J.	.375	5	8	0	3	3	0	0	0	2	0	0	0	1	0	0	0	0
Paul, J.	.000	1	0	0	0	0	0	0	0	0	0	0	0	0	0	0	0	0
Pride, C.	.167	3	6	2	1	2	1	0	0	0	0	0	0	0	0	2	0	0
Rivera, J.	.242	28	99	10	24	47	4	0	3	10	1	0	0	8	0	12	1	0
Sorensen, Z.	.000	1	0	0	0	0	0	0	0	0	0	0	0	0	0	0	0	0
TOTALS	.255	153	584	78	149	221	26	2	14	69	4	7	1	54	5	102	15	5

2005 ANGELS PITCHING

PITCHER	W	L	ERA	G	GS	CG	GF	SHO	SV	IP	R	ER	HR	HB	BB	IBB	SO	WP	BK	OPP	AVG
Bootcheck, C.	0	1	3.38	5	2	0	1	0	1	18.2	19	7	7	1	0	4	1	8	1	0	.257
Byrd, P.	12	11	3.74	31	31	2	0	1	0	204.1	216	95	85	22	7	28	1	102	1	0	.272
Christiansen, J.	0	0	2.45	12	0	0	1	0	0	3.2	7	1	1	0	0	2	0	4	0	0	.389
Colon, B.	21★	8	3.48	33	33	2	0	0	0	222.2	215	93	86	26	3	43	0	157	2	1	.254
Donnelly, B.	9	3	3.72	65	0	0	14	0	0	65.1	60	30	27	9	2	19	3	53	3	0	.244
Escobar, K.	3	2	3.02	16	7	0	2	0	1	59.2	45	21	20	4	2	21	1	63	4	0	.207
Gregg, K.	1	2	5.04	33	2	0	9	0	0	64.1	70	37	36	8	3	29	2	52	5	0	.273
Jones, G.	0	0	6.75	6	0	0	6	0	0	5.1	7	4	4	2	0	0	6	0	0	0	.318
Lackey, J.	14	5	3.44	33	33	1	0	0	0	209.0	208	85	80	13	11	71	3	199	18	0	.258
Peralta, J.	1	0	3.89	28	0	0	10	0	0	34.2	28	15	15	6	0	14	2	30	2	0	.219
Prinz, B.	0	1	3.00	3	0	0	2	0	0	3.0	4	1	1	1	0	1	0	1	0	0	.308
Rodriguez, F.	2	5	2.67	66	0	0	58	0	45★	67.1	45	20	20	7	0	32	3	91	8	0	.184
Santana, E.	12	8	4.65	23	23	1	0	1	0	133.2	139	73	69	17	8	47	2	99	4	0	.266
Saunders, J.	0	0	7.71	2	2	0	0	0	0	9.1	10	8	8	3	0	4	0	4	0	1	.270
Shields, S.	10	11	2.75	78	0	0	21	0	7	91.2	66	33	28	5	2	37	2	98	12	0	.201
Washburn, J.	8	8	3.20	29	29	1	0	1	0	177.1	184	66	63	19	8	51	0	94	2	0	.274
Woods, J.	1	1	4.55	28	0	0	10	0	0	27.2	30	18	14	7	2	8	0	20	2	0	.270
Yan, E.	1	1	4.59	49	0	0	21	0	0	66.2	66	36	34	8	0	30	4	45	5	0	.258
TOTALS	95	67	3.68	162	162	7	155	11	54	1464.1	1419	643	598	158	48	443	24	1126	70	1	.254
OPP.	67	95	4.35	162	162	7	155	6	33	1446.1	1520	761	699	147	29	447	51	848	34	7	.270

WIN STREAK: 8; June 20-28 & Sept. 16-24

LOSING STREAK: 5; Aug. 25-30



2006 ANGELS BATTING

PLAYER	AVG	G	AB	R	H	TB	2B	3B	HR	RBI	SH	SF	HP	BB	IBB	SO	SB	CS
Alfonzo, E.	.100	18	50	1	5	6	1	0	0	1	0	0	0	2	0	3	0	0
Anderson, G.	.280	141	543	63	152	235	28	2	17	85	0	7	0	38	11	95	1	0
Aybar, E.	.250	34	40	5	10	13	1	1	0	2	0	0	0	0	0	8	1	0
Cabrera, O.	.282	153	607	95	171	245	45	1	9	72	3	11	3	51	0	58	27	3
Erstad, D.	.221	40	95	8	21	31	8	1	0	5	1	1	2	6	0	18	1	1
Figgins, C.	.267	155	604	93	161	227	23	8	9	62	5	7	2	65	1	100	52	16
Guerrero, V.	.329	156	607	92	200	335	34	1	33	116	0	4	4	50	25★	68	15	5
Izturis, M.	.293	104	352	64	103	145	21	3	5	44	5	1	3	38	1	35	14	6
Kendrick, H.	.285	72	267	25	76	111	21	1	4	30	0	3	4	9	2	44	6	0
Kennedy, A.	.273	139	451	50	123	173	26	6	4	55	3	5	5	39	5	72	16	10
Kotchman, C.	.152	29	79	6	12	17	2	0	1	6	2	0	0	7	0	13	0	1
Mathis, J.	.145	23	55	9	8	16	2	0	2	6	0	1	0	7	1	14	0	0
McPherson, D.	.261	40	115	16	30	55	4	0	7	13	0	0	0	6	0	40	1	0
Molina, J.	.240	78	225	18	54	83	17	0	4	22	7	2	2	9	0	49	1	0
Morales, K.	.234	57	197	21	46	73	10	1	5	22	0	1	0	17	1	28	1	1
Murphy, T.	.229	48	70	12	16	25	4	1	1	6	1	1	0	5	0	21	4	1
Napoli, M.	.228	99	268	47	61	122	13	0	16	42	0	1	5	51	0	90	2	3
Pride, C.	.222	22	27	6	6	11	2	0	1	2	0	0	0	6	0	8	0	0
Quinlan, R.	.321	86	234	28	75	115	11	1	9	32	0	1	2	7	1	28	2	1
Rivera, J.	.310	124	448	65	139	235	27	0	23	85	0	6	7	33	0	59	0	4
Salmon, T.	.265	76	211	30	56	95	8	2	9	27	0	1	3	29	1	44	0	2
Santana, E.	.250	33	4	0	1	1	0	0	0	0	0	0	0	0	0	3	0	0
Willits, R.	.267	28	45	12	12	13	1	0	0	2	2	0	0	11	0	10	4	3
PITCHERS	.105	11	19	0	2	2	0	0	0	2	2	0	0	0	0	9	0	0
TOTALS	.274	162	5609	766	1539	2383	309	29	159	737	31	53	42	486	49	914	148	57
OPP.	.254	162	5541	732	1410	2230	300	23	158	682	40	43	50	471	27	1164	77	40

2006 ANGELS DESIGNATED HITTERS

PLAYER	AVG	G	AB	R	H	TB	2B	3B	HR	RBI	SH	SF	HP	BB	IBB	SO	SB	CS
Alfonzo, E.	.000	1	4	0	0	0	0	0	0	0	0	0	0	0	0	0	0	0
Anderson, G.	.301	45	176	24	53	85	8	0	8	28	0	2	0	12	2	29	0	0
Aybar, E.	.000	5	2	1	0	0	0	0	0	0	0	0	0	0	0	2	0	0
Figgins, C.	.235	6	17	3	4	4	0	0	0	1	0	0	0	1	0	2	2	0
Guerrero, V.	.363	30	113	18	41	67	6	1	6	24	0	1	0	8	2	14	5	1
Izturis, M.	.250	2	4	0	1	1	0	0	0	0	0	0	0	0	0	1	0	0
Kendrick, H.	.167	2	6	1	1	1	0	0	0	1	0	0	10	0	0	1	1	0
Kennedy, A.	.000	2	3	0	0	0	0	0	0	0	0	0	0	1	1	2	0	0
Mathis, J.	.000	2	1	0	0	0	0	0	0	0	0	0	0	1	0	0	0	0
McPherson, D.	1.000	2	2	2	2	6	1	0	1	1	1	0	0	0	0	0	0	0
Pride, C.	.500	4	6	2	3	7	1	0	1	2	0	0	0	0	0	2	0	0
Quinlan, R.	.000	2	1	0	0	0	0	0	0	0	0	0	0	0	0	0	0	0
Rivera, J.	.279	18	68	12	19	43	3	0	7	16	0	0	1	4	0	10	0	0
Willits, R.	.000	2	1	2	0	0	0	0	0	0	0	0	0	0	0	1	0	0
TOTALS	.294	153	586	92	172	290	27	2	29	97	0	4	5	53	5	98	9	3

2006 ANGELS PITCHING

PITCHER	W	L	ERA	G	GS	CG	GF	SHO	SV	IP	H	R	ER	HR	HB	BB	IBB	SO	WP	BK	AVG	OPP
Boothcheck, C.	0	1	10.45	7	0	0	5	0	0	10.1	16	12	12	3	0	9	0	7	1	0	.364	
Bulger, J.	0	0	16.20	2	0	0	1	0	0	1.2	1	3	3	0	0	3	0	1	1	0	.167	
Carrasco, H.	7	3	3.41	56	3	0	24	0	1	100.1	93	42	38	10	5	27	1	72	6	0	.244	
Colon, B.	1	5	5.11	10	1	0	1	0	0	56.1	71	39	32	11	3	11	0	31	1	0	.306	
Dannelly, B.	6	0	3.94	62	0	0	17	0	0	64.0	58	32	28	8	4	28	3	53	6	0	.240	
Escobar, K.	11	14	3.61	30	30	1	0	0	0	189.1	192	93	76	17	4	50	2	147	7	0	.264	
Gregg, K.	3	4	4.14	32	3	0	12	0	0	78.1	88	41	36	10	2	21	0	71	6	0	.280	
Jones, G.	0	0	6.00	5	0	0	2	0	0	6.0	8	5	4	1	0	2	0	1	0	0	.348	
Lackey, J.	13	11	3.56	33	33	3	0	2	0	217.2	203	98	86	14	9	72	4	190	16	0	.246	
Moseley, D.	1	0	9.00	3	2	0	1	0	0	11.0	22	11	11	3	0	2	0	3	0	0	.440	
Rodriguez, F.	2	3	1.73	69	0	0	58	0	47★	73.0	52	16	14	6	1	28	5	98	10	0	.197	
Romero, J.	1	2	6.70	65	0	0	16	0	0	48.1	57	40	36	3	1	28	2	31	1	0	.298	
Santana, E.	16	8	4.28	33	33	0	0	0	0	204.0	181	106	97	21	11	70	2	141	10	2	.241	
Saunders, J.	7	3	4.71	13	13	0	0	0	0	70.2	71	42	37	6	1	29	1	51	2	1	.264	
Shields, S.	7	7	2.87	74	0	0	13	0	2	87.2	70	30	28	8	1	24	4	84	8	0	.217	
Weaver, Jef.	3	10	6.29	16	16	0	0	0	0	88.2	114	68	62	18	4	21	0	62	4	0	.309	
Weaver, Jer.	11	2	2.56	19	19	0	0	0	0	123.0	94	36	35	15	3	33	1	105	2	0	.209	
Yan, E.	0	0	6.85	13	0	0	8	0	0	22.1	19	18	17	4	1	13	2	16	4	0	.232	
TOTALS	89	73	4.04	162	162	5	157	12	50	1452.2	1410	732	652	158	50	471	27	1164	85	3	.254	
OPP.	73	89	4.46	162	162	7	155	8	33	1444.2	1539	766	716	159	42	486	49	914	53	4	.274	

WIN STREAK: 8; July 8-18

LOSING STREAK: 6; May 17-22 & Apr. 28-May 3

CLUB HISTORY

YEAR BY YEAR STATISTICAL REVIEW



2007 ANGELS BATTING

PLAYER	AVG	G	AB	R	H	TB	2B	3B	HR	RBI	SH	SF	HP	BB	IBB	SO	SB	CS
Anderson, G.	.297	108	417	67	124	205	31	1	16	80	0	6	0	27	9	54	1	0
Aybar, E.	.237	79	194	18	46	56	5	1	1	19	3	2	2	10	0	32	4	0
Brown, M.	.000	4	5	0	0	0	0	0	0	0	0	0	0	2	0	1	1	0
Budde, R.	.167	12	18	0	3	4	1	0	0	1	0	0	0	0	0	6	0	0
Cabrera, O.	.301	155	638	101	192	253	35	1	8	86	3	11	5	44	0	64	20	4
Evans, T.	.091	8	11	3	1	4	0	0	1	2	0	0	0	2	0	4	0	0
Figgins, C.	.330	115	442	81	146	191	24	6	3	58	2	8	0	51	0	81	41	12
Gorneault, N.	.000	2	4	1	0	0	0	0	0	0	0	0	0	1	0	1	0	0
Guerrero, V.	.324	150	574	89	186	314	45	1	27	125	0	6	9	71	28*	62	2	3
Haynes, N.	.267	40	45	10	12	14	0	1	0	1	0	0	0	3	0	11	1	2
Hillenbrand, S.	.254	53	197	19	50	64	5	0	3	22	0	1	1	5	0	18	0	2
Izturis, M.	.289	102	336	47	97	136	17	2	6	51	1	4	0	33	2	39	7	1
Kendrick, H.	.322	88	338	55	109	152	24	2	5	39	1	1	4	9	2	61	5	4
Kotchman, C.	.296	137	443	64	131	207	37	3	11	68	3	5	4	53	1	43	2	4
Mathis, J.	.211	59	171	24	36	60	12	0	4	23	3	4	2	15	0	49	0	1
Matthews, G.	.252	140	516	79	130	216	26	3	18	72	0	6	2	55	6	102	18	4
Morales, K.	.294	43	119	12	35	57	10	0	4	15	0	0	1	6	2	21	0	1
Murphy, T.	.184	20	38	2	7	8	1	0	0	2	0	0	1	0	0	9	0	0
Napoli, M.	.247	75	219	40	54	97	11	1	10	34	1	5	5	33	2	63	5	2
Quinlan, R.	.247	79	178	21	44	62	9	0	3	21	0	1	1	14	1	27	3	2
Rivera, J.	.279	14	43	3	12	19	1	0	2	8	0	0	0	1	0	4	0	0
Santana, E.	.200	2	5	1	1	2	1	0	0	2	0	0	0	0	0	3	0	0
Weaver, J.	.250	2	4	0	1	1	0	0	0	0	0	0	0	0	0	1	0	0
Willits, R.	.293	136	430	74	126	148	20	1	0	34	11	5	3	69	2	83	27	8
Wood, B.	.152	13	33	2	5	9	1	0	1	3	0	0	0	0	0	12	0	0
PITCHERS	.200	10	20	1	4	5	1	0	0	2	1	0	0	0	0	6	0	0
TOTALS	.284	162	5554	822	1578	2317	324	23	123	776	32	65	40	507	55	883	139	55
OPP.	.266	162	5563	731	1480	2290	289	34	151	684	28	40	51	477	22	1156	107	31

2007 ANGELS DESIGNATED HITTERS

PLAYER	AVG	G	AB	R	H	TB	2B	3B	HR	RBI	SH	SF	HP	BB	IBB	SO	SB	CS
Anderson, G.	.208	20	72	9	15	22	4	0	1	4	0	1	0	7	4	14	0	0
Aybar, E.	.000	2	3	0	0	0	0	0	0	0	0	0	0	0	0	2	0	0
Budde, R.	.000	2	2	0	0	0	0	0	0	0	0	0	0	0	0	1	0	0
Cabrera, O.	.250	2	8	0	2	2	0	0	0	1	0	1	0	0	0	1	1	0
Figgins, C.	1.000	1	1	0	1	1	0	0	0	0	0	0	0	0	0	0	0	0
Guerrero, V.	.270	41	159	25	43	81	6	1	10	36	0	1	3	15	8	19	1	0
Haynes, N.	.500	3	2	2	1	1	0	0	0	0	0	0	0	0	0	0	0	0
Hillenbrand, S.	.238	45	172	14	41	55	5	0	3	20	0	1	1	4	0	13	0	2
Izturis, M.	.400	3	10	4	4	4	0	0	0	0	0	0	0	3	0	1	0	1
Kotchman, C.	.500	1	2	2	1	4	0	0	1	2	0	0	0	2	0	0	0	1
Mathis, J.	.000	2	2	0	0	0	0	0	0	0	0	0	0	0	0	1	0	0
Evans, T.	.000	1	1	0	0	0	0	0	0	0	0	0	0	0	0	0	0	0
Matthews, G.	.143	4	14	3	2	2	0	0	0	0	0	0	0	1	0	5	0	0
Morales, K.	.305	15	59	9	18	32	5	0	3	9	0	0	0	3	1	6	0	0
Quinlan, R.	.222	7	18	3	4	5	1	0	0	0	0	0	0	2	0	3	2	0
Rivera, J.	.250	4	12	0	3	3	0	0	0	1	0	0	0	0	0	0	0	0
Willits, R.	.300	15	50	11	15	17	2	0	0	6	1	0	1	9	0	12	2	2
TOTALS	.257	153	591	85	152	231	23	1	18	79	1	4	5	47	13	78	6	7

2007 ANGELS PITCHING

PITCHER	W	L	ERA	G	GS	CG	GF	SHO	SV	IP	H	R	ER	HR	HB	BB	IBB	SO	WP	BK	AVG	OPP
Bootcheck, C.	3	0	4.77	51	0	0	17	0	0	77.1	81	43	41	7	5	24	3	56	6	1	.274	
Bulger, J.	0	0	2.84	6	0	0	4	0	0	6.1	5	2	2	0	0	3	0	8	1	0	.227	
Carrasco, H.	2	1	6.57	29	1	0	9	0	0	38.1	44	34	28	8	1	23	1	33	3	0	.272	
Colon, B.	6	8	6.34	19	18	0	0	0	0	99.1	132	74	70	15	5	29	1	76	1	0	.320	
Escobar, K.	18	7	3.40	30	30	3	0	1	0	195.2	182	79	74	11	3	66	2	160	9	0	.248	
Gwyn, M.	0	0	11.81	3	0	0	2	0	1	5.1	9	9	7	3	0	5	0	3	1	0	.360	
Jones, G.	0	0	6.23	9	0	0	8	0	0	8.2	10	6	6	2	1	5	0	5	1	0	.278	
Lackey, J.	19	9	3.01	33	33	2	0	2	0	224.0	219	87	75	18	12	52	2	179	9	1	.254	
Moseley, D.	4	3	4.40	46	8	0	13	0	0	92.0	97	45	45	7	3	27	3	50	6	1	.277	
Oliver, D.	3	1	3.78	61	0	0	20	0	0	64.1	58	31	27	5	1	23	2	51	1	1	.239	
Resop, C.	0	0	4.15	4	0	0	3	0	0	4.1	4	2	2	1	0	1	0	2	0	0	.308	
Rodriguez, F.	5	2	2.81	64	0	0	56	0	40	67.1	50	22	21	3	1	34	0	90	7	1	.204	
Santana, E.	7	14	5.76	28	26	0	1	0	0	150.0	174	103	96	26	8	58	3	126	7	0	.288	
Saunders, J.	8	5	4.44	18	18	0	0	0	0	107.1	129	56	53	11	1	34	1	69	3	0	.298	
Shields, R.	4	5	3.86	71	0	0	13	0	2	77.0	62	36	33	7	4	33	0	77	6	0	.220	
Speier, J.	2	3	2.88	51	0	0	9	0	0	50.0	36	17	16	6	4	12	1	47	2	0	.202	
Thompson, R.	0	0	10.80	7	0	0	2	0	0	6.2	10	8	8	4	0	3	0	9	2	0	.345	
Weaver, J.	13	7	3.91	28	28	0	0	0	0	161.0	178	77	70	17	2	45	3	115	4	0	.280	
TOTALS	94	68	4.23	162	162	5	157	9	43	1435.0	1480	731	674	151	51	477	22	1156	69	5	.266	
OPP.	68	94	4.74	162	162	5	157	8	34	1425.1	1578	822	751	123	40	507	55	883	51	2	.284	

WIN STREAK: 6; May 16-22

LOSING STREAK: 6; Apr. 12-18

2008 ANGELS BATTING

PLAYER	AVG	G	AB	R	H	TB	2B	3B	HR	RBI	SH	SF	HP	BB	IBB	SO	SB	CS
Anderson, G.	.293	145	557	66	163	241	27	3	15	84	0	6	1	29	6	77	7	4
Aybar, E.	.277	98	346	53	96	133	18	5	3	39	9	1	5	14	0	45	7	2
Brown, M.	.053	11	19	0	1	2	1	0	0	3	0	0	0	1	0	10	0	0
Budde, R.	.000	8	2	0	0	0	0	0	0	0	1	0	0	0	0	0	0	0
Figgins, C.	.276	116	453	72	125	144	14	1	1	22	2	0	3	62	3	80	34	13
Guerrero, V.	.303	143	541	85	164	282	31	3	27	91	0	4	4	51	16	77	5	3
Hunter, T.	.278	146	551	85	153	257	37	2	21	78	0	1	6	50	6	108	19	5
Izturis, M.	.269	79	290	44	78	105	14	2	3	37	2	2	1	26	0	27	11	2
Kendrick, H.	.306	92	340	43	104	143	26	2	3	37	1	4	4	12	3	58	11	4
Kotchman, C.	.287	100	373	47	107	167	24	0	12	54	0	2	5	18	3	23	2	1
Mathis, J.	.194	94	283	35	55	90	8	0	9	42	8	4	3	30	4	90	2	2
Matthews, G.	.242	127	426	53	103	152	19	3	8	46	0	2	4	45	2	95	8	3
Morales, K.	.213	27	61	7	13	24	2	0	3	8	0	0	1	4	0	7	0	1
Napoli, M.	.273	78	227	39	62	133	9	1	20	49	1	6	5	35	5	70	7	3
Quinlan, R.	.262	68	164	15	43	51	1	2	1	11	0	1	2	14	0	28	4	2
Rivera, J.	.246	89	256	31	63	112	13	0	12	45	0	8	0	16	0	33	1	1
Rodriguez, S.	.204	59	167	18	34	53	8	1	3	10	2	1	3	14	0	55	3	1
Sandoval, F.	.167	6	6	0	1	1	0	0	0	0	0	0	0	1	0	0	0	0
Teixeira, M.	.358	54	193	39	69	122	14	0	13	43	0	5	4	32	4	23	2	0
Willits, R.	.194	82	108	21	21	25	4	0	0	7	5	2	0	21	0	26	2	1
Wilson, B.	.167	7	6	0	1	1	0	0	0	1	0	0	0	1	0	3	0	0
Wood, B.	.200	55	150	12	30	49	4	0	5	13	1	1	1	4	0	43	4	0
PITCHERS	.000	9	21	0	0	0	0	0	0	1	0	0	0	1	0	9	0	0
TOTALS	.268	162	5540	765	1486	2287	274	25	159	721	32	50	52	481	52	987	129	48
OPP.	.261	162	5571	697	1455	2263	272	28	160	664	36	33	63	457	32	1106	109	31

2008 ANGELS DESIGNATED HITTERS

PLAYER	AVG	G	AB	R	H	TB	2B	3B	HR	RBI	SH	SF	HP	BB	IBB	SO	SB	CS
Anderson, G.	.279	60	240	32	67	104	6	2	9	36	0	1	0	16	3	33	3	2
Figgins, C.	.250	2	8	1	2	2	0	0	0	1	0	0	0	1	0	0	1	0
Guerrero, V.	.317	44	164	29	52	96	9	1	11	35	0	2	2	17	5	22	2	0
Hunter, T.	.125	9	32	3	4	5	1	0	0	2	0	0	1	5	1	8	1	0
Matthews, G.	.220	13	50	5	11	16	2	0	1	3	0	1	0	6	0	14	0	0
Morales, K.	.000	3	8	0	0	0	0	0	0	0	0	0	0	0	0	1	0	0
Quinlan, R.	.273	4	11	0	3	3	0	0	0	0	0	0	0	0	0	2	0	0
Rivera, J.	.250	17	60	10	15	24	3	0	2	6	0	1	0	4	0	7	0	0
Rodriguez, S.	.000	2	2	0	0	0	0	0	0	0	0	0	0	0	0	1	0	0
Sandoval, F.	.000	4	3	0	0	0	0	0	0	0	0	0	0	0	0	0	0	0
Teixeira, M.	.500	3	12	2	6	9	0	0	1	5	0	0	0	2	1	1	0	0
Willits, R.	.286	5	7	1	2	2	0	0	0	1	2	0	0	1	0	1	0	0
TOTALS	.271	153	597	83	162	261	21	3	24	89	2	5	3	52	10	90	7	2

2008 ANGELS PITCHING

PITCHER	W	L	ERA	G	GS	CG	GF	SHO	SV	IP	H	R	ER	HR	HB	BB	IBB	SO	WP	BK	AVG
Adenhardt, N.	1	0	9.00	3	3	0	0	0	0	12.0	18	12	12	0	0	13	0	4	2	0	.360
Arredondo, J.	10	2	1.62	52	0	0	10	0	0	61.0	42	15	11	3	1	22	0	55	1	0	.190
Boothcheck, C.	0	0	10.13	10	0	0	4	0	0	16.0	30	18	12	2	0	12	0	14	2	0	.385
Bulger, J.	0	0	7.31	14	0	0	7	0	0	16.0	15	13	13	3	2	9	0	20	0	0	.242
Garland, J.	14	8	4.90	32	32	1	0	0	0	196.2	237	116	107	23	8	59	4	90	4	0	.303
Jepsen, K.	0	0	4.32	9	0	0	0	0	0	8.1	8	5	4	0	0	4	0	7	1	0	.250
Lackey, J.	12	5	3.75	24	24	3	0	0	0	163.1	161	71	68	26	10	40	1	130	5	0	.260
Loux, S.	0	0	2.81	7	0	0	5	0	0	16.0	16	6	5	1	2	2	0	4	0	0	.262
Moseley, D.	2	4	6.79	12	10	0	1	0	0	50.1	70	38	38	6	2	20	0	37	3	1	.332
O'Day, D.	0	1	4.57	30	0	0	17	0	0	43.1	49	24	22	2	4	14	6	29	1	0	.283
Oliver, D.	7	1	2.88	54	0	0	9	0	0	72.0	67	24	23	5	4	16	2	48	3	0	.254
Rodriguez, F.	2	3	2.24	76*	0	0	69*	0	62*	68.1	54	21	17	4	2	34	4	77	6	0	.216
Santana, E.	16	7	3.49	32	32	2	0	1	0	219.0	198	89	85	23	8	47	2	214	5	1	.237
Saunders, J.	17	7	3.41	31	31	1	0	0	0	198.0	187	82	75	21	6	53	2	103	3	0	.253
Serrano, A.	0	0	0.00	1	0	0	1	0	0	1.0	1	0	0	0	0	0	0	1	0	0	.250
Shields, S.	6	4	2.70	64	0	0	12	0	4	63.1	56	29	19	6	2	29	2	64	2	0	.236
Speier, J.	2	8	5.03	62	0	0	19	0	0	68.0	69	41	38	15	6	27	5	56	8	0	.261
Thompson, R.	0	0	22.50	2	0	0	1	0	0	2.0	4	5	5	0	0	2	0	1	1	0	.400
Weaver, J.	11	10	4.33	30	30	0	0	0	0	176.2	173	88	85	20	6	54	4	152	3	0	.254
TOTALS	100	62	3.99	162	162	7	155	10	66	1451.1	1455	697	644	160	63	457	32	1106	50	2	.261
OPP.	62	100	4.38	162	162	10	152	6	28	1434.1	1486	765	698	159	52	481	52	987	54	5	.268

WIN STREAK: 7; May 31-June 7

LOSING STREAK: 4; May 7-11

CLUB HISTORY

YEAR BY YEAR STATISTICAL REVIEW



2009 ANGELS BATTING

PLAYER	AVG	G	AB	R	H	TB	2B	3B	HR	RBI	SH	SF	HP	BB	IBB	SO	SB	CS
Abreu, B.	.293	152	563	96	165	245	29	3	15	103	0	9	1	94	7	113	30	8
Aybar, E.	.312	137	504	70	157	213	23	9	5	58	12	5	5	30	1	54	14	7
Budde, R.	.000	3	3	0	0	0	0	0	0	0	0	0	0	0	0	2	0	0
Evans, T.	.286	11	7	2	2	2	0	0	0	1	0	0	0	0	0	2	0	0
Figgins, C.	.298	158	615	114	183	242	30	7	5	54	8	4	1	101★	0	114	42	17
Guerrero, V.	.295	100	383	59	113	176	16	1	15	50	0	4	1	19	3	56	2	1
Hunter, T.	.299	119	451	74	135	229	26	1	22	90	0	5	3	47	4	92	18	4
Izturis, M.	.300	114	387	74	135	168	22	3	8	65	3	7	5	35	2	41	13	5
Kendrick, H.	.291	105	374	61	109	166	21	3	10	61	2	0	4	20	1	71	11	4
Mathis, J.	.211	84	237	26	50	73	8	0	5	28	8	1	4	22	0	73	2	3
Matthews Jr., G.	.250	103	316	44	79	114	19	2	4	50	0	2	2	40	2	74	4	1
Morales, K.	.306	152	566	86	173	322	43	2	34	108	0	8	2	46	10	117	3	7
Napoli, M.	.272	114	382	60	104	188	22	1	20	56	0	3	7	40	1	103	3	3
Pettit, C.	.286	10	7	2	2	2	0	0	0	0	0	0	0	0	0	1	0	0
Quinlan, R.	.243	54	115	13	28	39	5	0	2	14	0	0	0	5	0	30	1	1
Rivera, J.	.287	138	529	72	152	253	24	1	25	88	0	5	2	36	1	57	0	1
Rodriguez, S.	.200	12	25	4	5	11	0	0	2	4	0	1	0	3	0	7	0	0
Sandoval, F.	.182	5	11	2	3	1	0	0	0	0	0	0	0	0	0	3	0	0
Willits, R.	.213	49	80	16	17	19	2	0	0	6	6	1	0	5	0	17	5	1
Wilson, B.	.200	12	5	0	1	2	1	0	0	0	1	0	0	0	0	1	1	0
Wood, B.	.195	18	41	5	8	12	1	0	1	3	1	0	1	3	0	19	0	0
PITCHERS	.143	10	21	4	3	3	0	0	0	2	2	0	0	1	0	7	0	0
TOTALS	.285	162	5622	883	1604	2482	293	33	173	841	43	52	41	547	32	1054	148	63
OPP.	.272	162	5562	761	1513	2401	298	25	180	720	52	54	58	523	35	1062	128	39

2009 ANGELS DESIGNATED HITTERS

PLAYER	AVG	G	AB	R	H	TB	2B	3B	HR	RBI	SH	SF	HP	BB	IBB	SO	SB	CS
Abreu, B.	.314	14	51	12	16	22	6	0	0	13	0	0	0	12	0	8	1	0
Budde, R.	.000	1	1	0	0	0	0	0	0	0	0	0	0	0	0	1	0	0
Figgins, C.	.000	2	7	2	0	0	0	0	0	0	1	0	0	2	0	2	2	0
Guerrero, V.	.291	93	371	55	108	168	16	1	14	48	0	1	4	18	2	55	2	1
Hunter, T.	.429	4	14	4	6	15	0	0	3	4	0	0	0	2	0	1	0	0
Izturis, M.	.148	7	27	3	4	5	1	0	0	3	0	0	0	0	0	6	1	0
Kendrick, H.	.318	6	22	4	7	11	1	0	1	3	0	0	0	2	0	3	0	0
Mathis, J.	.200	4	5	0	1	1	0	0	0	1	0	0	0	0	0	2	0	0
Matthews Jr.	.167	4	6	2	1	1	0	0	0	1	0	0	0	0	0	2	0	0
Napoli, M.	.359	18	64	10	23	38	6	0	3	11	0	0	0	8	0	13	1	1
Pettit, C.	.000	3	1	1	0	0	0	0	0	0	0	0	0	0	0	0	0	0
Quinlan, R.	.100	5	10	1	1	0	0	0	0	0	0	0	0	0	0	4	0	0
Rivera, J.	.395	10	43	9	17	30	1	0	4	9	0	0	0	2	0	2	0	0
TOTALS	.298	153	617	104	184	292	31	1	25	93	3	1	4	46	2	95	7	2

2009 ANGELS PITCHING

PITCHER	W	L	ERA	G	GS	CG	GF	SHO	SV	IP	H	R	ER	HR	HB	BB	IBB	SO	WP	BK	AVG	OPP
Adenhardt, N.	0	0	0.00	1	1	0	0	0	0	6.0	7	0	0	0	0	3	0	5	1	0	.292	
Arredondo, J.	2	3	6.00	43	0	0	15	0	0	45.0	47	30	30	6	0	23	2	47	5	1	.269	
Bell, T.	1	2	9.74	8	4	0	1	0	0	20.1	40	25	22	3	0	11	2	14	1	0	.412	
Bulger, J.	6	1	3.56	65	0	0	20	0	1	65.2	46	26	26	7	1	30	1	68	5	0	.207	
Davidson, D.	0	0	5.40	4	0	0	1	0	0	1.2	3	1	1	0	0	3	1	0	0	0	.375	
Escobar, K.	1	0	3.60	1	1	0	0	0	0	5.0	4	2	2	0	1	4	0	5	0	0	.235	
Fuentes, B.	1	5	3.93	65	0	0	57	0	48★	55.0	53	24	24	6	5	24	2	46	1	0	.254	
Jepsen, K.	6	4	4.94	54	0	0	13	0	1	54.2	63	33	30	2	0	19	2	48	6	0	.292	
Kazmir, S.	2	2	1.73	6	6	0	0	0	0	36.1	28	8	7	1	1	10	0	26	3	0	.212	
Lackey, J.	11	8	3.83	27	27	1	0	1	0	176.1	177	84	75	17	9	47	1	139	6	0	.263	
Loux, S.	2	3	5.86	18	6	0	7	0	0	58.1	84	42	38	4	4	19	0	19	3	0	.343	
Mosebach, B.	0	0	7.71	3	0	0	1	0	0	2.1	4	3	2	0	1	3	1	8	0	0	.364	
Moseley, D.	1	0	4.30	3	3	0	0	0	0	14.2	20	8	7	3	0	3	1	8	0	0	.323	
O'Sullivan, S.	4	2	5.92	12	10	0	1	0	0	51.2	60	34	34	12	1	16	1	29	1	0	.296	
Oliver, D.	5	1	2.71	63	1	0	9	0	0	73.0	61	22	22	5	5	22	8	65	7	0	.237	
Ortega, A.	0	2	9.24	3	3	0	0	0	0	12.2	19	15	13	4	0	6	0	7	0	0	.345	
Palmer, M.	11	2	3.93	40	13	1	10	0	0	121.1	105	55	53	12	4	55	2	69	5	0	.240	
Rodriguez, F.	0	0	27.00	1	0	0	0	0	0	0.2	1	3	2	1	0	2	0	1	1	0	.250	
Rodriguez, R.	0	1	5.58	18	0	0	6	0	0	30.2	47	22	19	4	1	9	1	10	1	0	.356	
Santana, E.	8	8	5.03	24	23	2	0	2	0	139.2	159	83	78	24	10	47	4	107	4	0	.288	
Saunders, J.	16	7	4.60	31	31	1	0	1	0	186.0	202	102	95	29	6	64	2	101	5	1	.279	
Shields, S.	6	4	2.70	64	0	0	12	0	4	63.1	56	29	19	6	2	29	2	64	2	0	.236	
Speier, J.	1	3	6.62	20	0	0	2	0	1	17.2	16	14	13	1	0	15	0	12	1	0	.239	
Thompson, R.	0	0	5.12	13	0	0	2	0	0	19.1	27	11	11	6	1	0	0	21	5	0	.329	
Weaver, J.	16	8	3.75	33	33	4	0	2	0	211.0	196	91	88	26	4	66	3	174	3	0	.246	
TOTALS	97	64	4.45	162	162	9	153	13	51	1445.0	1513	761	715	180	58	523	35	1062	67	2	.272	
OPP.	65	97	5.01	162	162	6	156	6	32	1429.1	1604	883	796	173	41	547	32	1054	70	8	.285	

WIN STREAK: 8; July 18-25

LOSING STREAK: 4; Sept. 22-26



2010 ANGELS BATTING

PLAYER	AVG	G	AB	R	H	TB	2B	3B	HR	RBI	SH	SF	HP	BB	IBB	SO	SB	CS
Abreu, B.	.255	154	573	88	146	249	41	1	20	78	0	5	2	87	3	132	24	10
Aldridge, C.	.077	5	13	0	1	3	0	1	0	1	0	0	0	0	0	5	0	0
Aybar, E.	.253	138	534	69	135	176	18	4	5	29	11	2	7	35	1	81	22	8
Bourjos, P.	.204	51	181	19	37	69	6	4	6	15	3	1	2	6	0	40	10	3
Budde, R.	.400	6	10	2	4	8	1	0	1	3	0	0	0	1	0	5	0	0
Callaspo, A.	.249	58	213	21	53	67	8	0	2	13	1	1	1	12	1	13	2	2
Conger, H.	.172	13	29	2	5	8	1	1	0	5	0	0	0	5	0	9	0	0
Evans, T.	.000	1	1	0	0	0	0	0	0	0	0	0	0	0	0	1	0	0
Frandsen, K.	.250	54	160	24	40	51	11	0	0	14	3	0	1	9	0	10	2	0
Hunter, T.	.281	152	573	76	161	266	36	0	23	90	0	5	7	61	6	106	9	12
Izturis, M.	.250	61	212	27	53	77	13	1	3	27	1	2	2	21	0	27	7	3
Kendrick, H.	.279	158	616	67	172	251	41	4	10	75	4	5	5	28	2	94	14	4
Mathis, J.	.195	68	205	19	40	57	6	1	3	18	3	3	1	6	0	59	3	0
Matsui, H.	.274	145	482	55	132	221	24	1	21	84	0	4	1	67	6	98	0	1
McAnulty, P.	.136	9	22	2	3	6	0	0	1	2	0	0	0	2	0	11	0	0
Morales, K.	.290	51	193	29	56	94	5	0	11	39	0	1	5	12	3	31	0	1
Napoli, M.	.238	140	453	60	108	212	24	1	26	68	0	4	11	42	2	137	4	2
Quinlan, R.	.121	23	33	4	4	6	2	0	0	2	1	0	0	2	0	6	2	0
Rivera, J.	.252	124	416	53	105	170	20	0	15	52	0	2	4	33	4	58	2	2
Romine, A.	.091	5	11	0	1	1	0	0	0	0	1	0	0	0	0	4	0	0
Ryan, M.	.205	22	39	3	8	12	4	0	0	2	0	1	0	1	0	5	0	0
Trumbo, M.	.067	8	15	2	1	1	0	0	0	2	0	0	0	1	0	8	0	0
Willits, R.	.258	97	159	23	41	48	7	0	0	8	3	0	1	19	0	26	2	4
Wilson, B.	.229	40	96	12	22	40	6	0	4	15	2	0	0	8	0	23	0	0
Wood, B.	.146	81	226	20	33	47	2	0	4	14	8	1	2	6	0	71	1	0
PITCHERS	.087	9	23	4	2	2	0	0	0	1	0	0	2	0	10	0	0	0
TOTALS	.248	162	5488	681	1363	2142	276	19	155	656	42	37	52	466	28	1070	104	52
OPP.	.256	162	5556	702	1422	2241	313	31	148	670	41	42	46	565	33	1130	133	41

2010 ANGELS DESIGNATED HITTERS

PLAYER	AVG	G	AB	R	H	TB	2B	3B	HR	RBI	SH	SF	HP	BB	IBB	SO	SB	CS
Abreu, B.	.143	17	70	5	10	14	4	0	0	5	0	0	0	6	0	17	0	1
Aybar, E.	1.000	1	1	1	1	1	0	0	0	0	0	0	0	0	0	0	1	0
Conger, H.	.000	1	1	0	0	0	0	0	0	0	0	0	0	0	0	1	0	0
Hunter, T.	.135	9	37	1	5	6	1	0	0	3	0	0	0	3	0	5	0	0
Izturis, M.	.000	3	8	0	0	0	0	0	0	1	1	1	0	1	0	2	0	0
Mathis, J.	.000	1	1	0	0	0	0	0	0	0	0	0	0	0	0	1	0	0
Ryan, M.	.000	1	1	0	0	0	0	0	0	0	0	0	0	0	0	0	0	0
Matsui, H.	.263	120	418	46	110	181	21	1	16	61	0	4	1	60	4	88	0	1
McAnulty, P.	.250	1	4	1	1	4	0	0	1	2	0	0	0	0	0	3	0	0
Napoli, M.	.000	2	3	1	0	0	0	0	0	0	0	0	0	0	0	3	0	0
Quinlan, R.	.000	3	3	0	0	0	0	0	0	0	0	0	0	0	0	1	0	0
Rivera, J.	.125	3	8	0	1	2	1	0	0	0	0	0	0	1	0	3	0	0
Trumbo, M.	.000	1	1	0	0	0	0	0	0	0	0	0	0	0	0	0	0	0
Willits, R.	.000	10	2	3	0	0	0	0	0	0	1	0	0	0	0	0	0	0
Wilson, B.	1.000	1	1	0	1	1	0	0	0	0	0	0	0	0	0	0	0	0
TOTALS	.231	153	559	59	129	209	27	1	17	72	2	5	1	71	4	122	1	2

2010 ANGELS PITCHING

PITCHER	W	L	ERA	G	GS	CG	GF	SHO	SV	IP	H	R	ER	HR	HB	BB	IBB	SO	WP	BK	OPP
Bell, T.	2	5	4.72	25	7	0	8	0	0	61.0	77	35	32	2	1	21	2	45	5	0	.312
Bulger, J.	0	0	4.88	25	0	0	5	0	0	24.0	25	14	13	3	2	15	0	25	1	0	.269
Casseevah, B.	1	2	3.15	16	0	0	9	0	0	20.0	23	11	7	0	1	8	2	8	1	0	.277
Fuentes, B.	4	1	3.52	39	0	0	33	0	23	38.1	28	17	15	5	1	18	1	39	2	1	.201
Haren, D.	5	4	2.87	14	1	0	0	0	0	94.0	84	31	30	8	2	25	2	75	4	1	.237
Jeepsen, K.	2	4	3.97	68	0	0	4	0	0	59.0	54	26	26	2	2	29	5	61	8	0	.250
Kazmir, S.	9	15	5.94	28	28	0	0	0	0	150.0	158	103	99	25	12	79	2	93	6	0	.271
Kohn, M.	2	0	2.11	24	0	0	8	0	1	21.1	17	5	5	0	0	16	1	20	0	0	.227
O'Sullivan, S.	1	0	2.08	5	1	0	2	0	0	13.0	7	3	3	1	0	4	2	6	0	0	.156
Palmer, M.	1	2	4.54	14	1	0	3	0	0	33.2	38	20	17	1	1	20	1	17	2	0	.281
Pineiro, J.	10	7	3.84	23	23	3	0	1	0	152.1	155	66	65	15	1	34	6	92	4	0	.261
Rodney, F.	4	3	4.24	72	0	0	30	0	14	68.0	70	33	32	4	5	35	1	53	4	0	.263
Rodriguez, F.	1	3	4.37	43	0	0	14	0	0	47.1	46	23	23	5	1	26	3	36	8	1	.254
Rodriguez, R.	0	0	4.50	1	0	0	1	0	0	2.0	1	1	1	0	1	2	0	1	0	0	.143
Santana, E.	17	10	3.92	33	33	4	0	1	0	222.2	221	104	97	27	12	73	2	169	11	1	.259
Saunders, J.	6	10	4.62	20	20	2	0	1	0	120.2	135	70	62	14	1	45	1	64	3	0	.290
Shields, R.	0	3	5.28	43	1	0	17	0	0	46.0	45	31	27	6	2	34	1	39	7	0	.254
Stokes, B.	0	0	8.10	16	0	0	6	0	0	16.2	26	18	15	4	1	16	1	16	2	0	.361
Thompson, R.	2	0	1.37	13	0	0	7	0	0	19.2	12	4	3	2	0	4	0	15	4	0	.171
Walden, J.	0	1	2.35	16	0	0	5	0	1	15.1	13	4	4	1	0	7	0	23	1	1	.224
Weaver, J.	13	12	3.01	34	34	0	0	0	0	224.1	187	83	75	23	0	54	0	233★	7	1	.222
TOTALS	80	82	4.04	162	162	10	152	9	39	1449.1	1422	702	651	148	46	565	33	1130	80	6	.256
OPP.	82	80	3.91	162	162	5	157	9	42	1453.0	1363	681	632	155	52	466	28	1070	44	9	.248

WIN STREAK: 6; June 2-7

LOSING STREAK: 7; Apr. 30-May 6

CLUB HISTORY

YEAR BY YEAR STATISTICAL REVIEW



2011 ANGELS BATTING

PLAYER	AVG	G	AB	R	H	TB	2B	3B	HR	RBI	SH	SF	HP	BB	IBB	SO	SB	CS
Abreu, B.	.253	142	502	54	127	183	30	1	8	60	1	3	1	78	5	113	21	5
Amarista, A.	.154	23	52	2	8	13	3	1	0	5	1	1	0	2	0	8	0	0
Aybar, E.	.279	143	556	71	155	234	33	8	10	59	9	3	6	31	1	68	30	6
Bourjos, P.	.271	147	502	72	136	220	26	11	12	43	7	1	10	32	0	124	22	9
Brayan, R.	.185	37	65	7	12	26	2	0	4	12	0	1	0	11	0	21	2	0
Callaspo, A.	.288	141	475	54	137	178	23	0	6	46	0	2	1	58	8	48	8	1
Chatwood, T.	.667	27	3	1	2	2	0	0	0	0	2	0	0	0	0	0	0	0
Conger, H.	.209	59	177	14	37	63	8	0	6	19	2	0	1	17	2	37	0	0
Haren, D.	.333	35	3	0	1	1	0	0	0	1	1	0	0	0	0	1	0	0
Hunter, T.	.262	156	580	80	152	249	24	2	23	82	0	3	4	62	2	125	5	7
Izturis, M.	.276	122	449	51	124	174	35	0	5	38	0	4	8	33	3	65	9	6
Kendrick, H.	.285	140	537	86	153	249	30	6	18	63	3	0	10	33	3	119	14	6
Mathis, J.	.174	93	247	18	43	64	12	0	3	22	14	3	2	15	2	75	1	2
Moore, J.	.125	8	8	3	1	1	0	0	0	0	0	0	0	0	0	2	0	0
Navarro, E.	.200	8	10	1	2	3	1	0	0	0	1	0	0	1	0	1	0	0
Pettit, C.	.000	1	0	0	0	0	0	0	0	0	0	0	0	0	0	0	0	0
Pineiro, J.	.000	27	5	0	0	0	0	0	0	0	1	0	0	0	0	4	0	0
Romine, A.	.125	10	16	2	2	2	0	0	0	0	1	0	0	1	0	6	1	0
Santana, E.	.500	33	2	0	1	1	0	0	0	0	0	0	0	0	0	1	0	0
Trout, M.	.220	40	123	20	27	48	6	0	5	16	0	1	2	9	0	30	4	0
Trumbo, M.	.254	149	539	65	137	257	31	1	29	87	0	4	5	25	6	120	9	4
Velazquez, G.	.500	4	6	0	3	3	0	0	0	1	0	1	0	0	0	0	0	0
Weaver, J.	.000	33	4	0	0	0	0	0	0	0	0	0	0	0	0	1	0	0
Wells, V.	.218	131	505	60	110	208	15	4	25	66	0	3	1	20	0	86	9	4
Willits, R.	.045	22	22	0	1	2	1	0	0	1	2	0	0	4	0	7	0	0
Wilson, B.	.189	57	111	5	21	32	8	0	1	8	4	2	0	10	1	16	0	2
Wood, B.	.143	6	14	1	2	3	1	0	0	1	0	0	0	0	0	8	0	0
PITCHERS	.235	9	17	1	4	4	0	0	0	1	4	0	0	0	0	7	0	0
TOTALS	.253	162	5513	667	1394	2216	289	34	155	629	50	32	51	442	33	1086	135	52
OPP.	.251	162	5525	633	1388	2141	287	20	142	604	46	41	36	476	34	1058	126	40

2011 ANGELS DESIGNATED HITTERS

PLAYER	AVG	G	AB	R	H	TB	2B	3B	HR	RBI	SH	SF	HP	BB	IBB	SO	SB	CS
Abreu, B.	.247	108	397	40	98	137	19	1	6	47	1	3	0	61	3	83	16	5
Brayan, R.	.156	13	32	3	5	8	0	0	1	3	0	0	0	7	0	11	2	0
Conger, H.	.000	1	2	0	0	0	0	0	0	0	0	0	0	0	0	1	0	0
Hunter, T.	.246	19	65	17	16	36	3	1	5	13	0	1	1	15	0	18	0	1
Izturis, M.	.244	12	45	4	11	13	2	0	0	2	0	0	0	2	0	9	1	1
Mathis, J.	.000	2	2	0	0	0	0	0	0	0	0	0	0	0	0	0	0	0
Trout, M.	.000	1	1	0	0	0	0	0	0	0	0	0	0	0	0	1	0	0
Wells, V.	.231	7	26	4	6	15	1	1	2	5	0	0	0	5	0	3	0	0
Wilson, B.	.000	2	3	0	0	0	0	0	0	0	0	0	0	1	0	0	0	0
TOTALS	.237	153	573	68	136	209	25	3	14	70	1	4	1	87	3	126	19	7

2011 ANGELS PITCHING

PITCHER	W	L	ERA	G	GS	CG	GF	SHO	SV	IP	H	R	ER	HR	HB	BB	IBB	SO	WP	BK	OPP	AVG
Bell, T.	1	1	3.41	19	0	0	14	0	0	34.1	39	14	13	2	1	10	1	17	2	0	.291	
Bulger, J.	0	1	0.96	5	0	0	4	0	0	9.1	6	4	1	2	0	10	1	7	0	0	.182	
Casseevah, B.	1	1	2.72	30	0	0	6	0	0	39.2	28	12	12	1	1	19	2	24	3	0	.207	
Chatwood, T.	6	11	4.75	27	25	0	0	0	0	142.0	166	81	75	14	6	71	4	74	3	1	.303	
Downs, S.	6	3	1.34	60	0	0	10	0	1	53.2	39	11	8	3	0	15	3	35	2	0	.199	
Haren, D.	16	10	3.17	35	34	4	1	3	0	238.1	211	91	84	20	5	33	1	192	6	0	.235	
Jepsen, K.	1	2	7.62	16	0	0	5	0	0	13.0	21	11	11	2	1	9	4	6	5	0	.375	
Kazmir, S.	0	0	27.00	1	1	0	0	0	0	1.2	5	5	5	1	2	2	0	0	0	1	.500	
Kohn, M.	0	1	7.30	14	0	0	7	0	1	12.1	14	10	10	6	1	9	0	9	1	0	.280	
Palmer, M.	1	1	5.74	3	3	0	0	0	0	15.2	19	11	10	0	1	4	0	7	0	0	.306	
Pineiro, J.	7	7	5.13	27	24	0	2	0	0	145.2	182	90	83	16	2	38	3	62	2	0	.311	
Ramirez, H.	1	0	6.00	12	0	0	3	0	0	9.0	16	7	6	1	0	2	0	4	1	0	.432	
Richards, G.	0	2	5.79	7	3	0	2	0	0	14.0	16	11	9	4	0	7	0	9	2	0	.291	
Rodney, F.	3	5	4.50	39	0	0	15	0	3	32.0	26	18	16	1	3	28	0	26	2	0	.224	
Rodriguez, F.	0	0	4.61	10	0	0	4	0	0	13.2	13	7	7	2	0	5	0	7	0	0	.241	
Santana, E.	11	12	3.38	33	33	4	0	1	0	228.2	207	95	86	26	8	72	4	178	10	1	.241	
Takahashi, H.	4	3	3.44	61	0	0	18	0	2	68.0	58	30	26	7	0	25	8	52	1	0	.232	
Thompson, R.	1	3	3.00	44	0	0	16	0	0	54.0	46	18	18	5	0	20	0	56	1	1	.224	
Walden, J.	5	5	2.98	62	0	0	42	0	32	60.1	49	22	20	3	1	26	3	67	6	0	.223	
Weaver, J.	18	8	2.41	33	33	4	0	2	0	235.2	182	65	63	20	3	56	0	198	8	0	.212	
Williams, J.	4	0	3.68	10	6	0	1	0	0	44.0	45	20	18	6	1	15	0	28	0	0	.269	
TOTALS	86	76	3.57	162	162	12	150	11	39	1465.0	1388	633	581	142	36	476	34	1058	55	4	.251	
OPP.	76	86	3.73	162	162	7	155	11	31	1456.2	1394	667	603	155	51	442	33	1086	48	5	.253	

WIN STREAK: 6; Aug. 18-24

LOSING STREAK: 6; June 4-10



2012 ANGELS BATTING

PLAYER	AVG	G	AB	R	H	TB	2B	3B	HR	RBI	SH	SF	HP	BB	IBB	SO	SB	CS
Abreu, B.	.208	8	24	1	5	8	3	0	0	5	0	1	0	2	0	5	0	0
Amarista, A.	.000	1	0	1	0	0	0	0	0	0	0	0	0	0	0	0	0	0
Aybar, E.	.290	141	517	67	150	215	31	5	8	45	7	2	5	22	1	61	20	4
Bourjos, P.	.220	101	168	27	37	53	7	0	3	19	6	3	3	15	0	44	3	1
Callhoun, K.	.174	21	23	2	4	5	1	0	0	1	0	0	0	2	1	6	1	0
Callaspo, A.	.252	138	457	55	115	165	20	0	10	53	3	4	0	56	1	59	4	3
Conger, H.	.167	7	18	0	3	3	0	0	0	1	1	1	1	1	0	0	0	0
Haren, D.	.000	31	4	0	0	0	0	0	0	0	3	0	0	0	0	2	0	0
Hester, J.	.212	39	85	14	18	28	1	0	3	4	1	0	1	8	0	25	0	0
Hunter, T.	.313	140	534	81	167	241	24	1	16	92	1	3	8	38	1	133	9	1
Iannetta, C.	.240	79	221	27	53	88	6	1	9	26	0	1	2	29	0	60	1	3
Izturis, M.	.256	100	289	35	74	91	11	0	2	20	3	0	2	25	0	38	17	2
Kendrick, H.	.287	147	550	57	158	220	32	3	8	67	6	5	4	29	1	115	14	6
Langerhans, R.	.000	2	1	0	0	0	0	0	0	0	1	0	0	0	0	1	0	0
Morales, K.	.273	134	484	61	132	226	26	1	22	73	0	3	4	31	1	116	0	1
Pujols, A.	.285	154	607	85	173	313	50	0	30	105	0	6	5	52	16	76	8	1
Richards, G.	.000	30	2	0	0	0	0	0	0	0	0	0	0	0	0	1	0	0
Romine, A.	.412	12	17	2	7	7	0	0	0	1	1	0	0	3	0	3	1	0
Santana, E.	.000	30	4	0	0	0	0	0	0	0	1	0	0	0	0	4	0	0
Segura, J.	.000	1	3	0	0	0	0	0	0	0	0	0	0	0	0	0	2	0
Trout, M.	.326	139	559	129	182	315	27	8	30	83	0	7	6	67	4	139	49	5
Trumbo, M.	.268	144	544	66	146	267	19	3	32	95	0	2	4	36	3	153	4	5
Weaver, J.	.500	30	2	1	1	1	0	0	0	0	0	0	0	1	0	1	0	0
Wells, V.	.230	77	243	36	56	98	9	0	11	29	0	2	1	16	0	35	3	1
Williams, J.	.250	32	4	1	1	2	1	0	0	0	0	0	0	0	0	0	0	0
Wilson, B.	.211	75	171	19	36	50	5	0	3	13	13	1	1	15	0	33	0	0
Wilson, C.	.000	34	5	0	0	0	0	0	0	0	0	0	0	1	0	1	0	0
PITCHERS	.100	10	20	2	2	3	1	0	0	0	4	0	0	2	0	8	0	0
TOTALS	.274	162	5536	767	1518	2396	273	22	187	732	47	41	47	449	29	1113	134	33
OPP.	.246	162	5434	699	1339	2191	250	22	186	661	31	45	40	483	20	1157	127	41

2012 ANGELS DESIGNATED HITTERS

PLAYER	AVG	G	AB	R	H	TB	2B	3B	HR	RBI	SH	SF	HP	BB	IBB	SO	SB	CS
Bourjos, P.	.000	1	1	0	0	0	0	0	0	0	0	0	0	0	0	0	0	0
Callhoun, K.	.000	1	1	0	0	0	0	0	0	0	0	0	0	0	0	0	0	0
Hunter, T.	.381	6	21	4	8	11	0	0	1	3	0	0	0	1	0	3	1	0
Morales, K.	.271	92	365	54	99	167	17	0	17	53	0	2	3	20	0	91	0	0
Pujols, A.	.246	34	134	16	33	58	13	0	4	19	0	0	0	10	2	21	0	0
Trumbo, M.	.310	22	84	10	26	48	3	2	5	16	0	0	3	6	0	24	2	0
Wilson, B.	.000	1	1	0	0	0	0	0	0	0	0	0	0	0	0	0	0	0
TOTALS	.273	153	607	84	166	284	33	2	27	91	0	2	6	37	2	139	3	0

2012 ANGELS PITCHING

PITCHER	W	L	ERA	G	GS	CG	SHO	SV	IP	H	R	ER	HR	HB	BB	IBB	SO	WP	BK	OPP	AVG
Carpenter, D.	1	2	4.76	28	0	0	12	0	39.2	42	21	21	6	0	17	0	28	2	0	.276	
Casaveah, B.	1	0	7.20	4	0	0	0	0	5.0	5	4	4	2	1	6	1	2	0	0	.263	
Downs, S.	1	1	3.15	57	0	0	11	0	9	45.2	43	17	16	3	0	17	2	32	1	.246	
Enright, B.	0	0	14.73	3	0	0	2	0	0	3.2	7	6	6	1	0	1	0	0	0	.368	
Frieri, E.	4	2	2.32	56	0	0	46	0	23	54.1	26	15	14	7	5	26	0	80	1	.140	
Geltz, S.	0	0	4.50	2	0	0	2	0	0	2.0	2	1	1	0	0	3	0	1	0	.286	
Greinke, Z.	6	2	3.53	13	13	0	0	0	0	89.1	80	35	11	2	26	0	78	4	0	.242	
Haren, D.	12	13	4.33	30	30	1	0	1	0	176.2	190	95	85	28	3	38	3	142	5	.275	
Hawkins, L.	2	3	3.64	48	0	0	7	0	1	42.0	45	20	17	5	0	13	1	23	0	.280	
Isringhausen, J.	3	2	4.14	50	0	0	17	0	0	45.2	44	22	21	7	0	19	3	31	3	.251	
Jepsen, K.	3	2	3.02	49	0	0	11	0	2	44.2	39	17	15	3	2	12	1	38	1	.244	
Maronde, N.	0	0	1.50	12	0	0	1	0	0	6.0	6	1	1	0	0	3	0	7	0	.261	
Mills, B.	1	0	0.00	1	1	0	0	0	0	5.0	3	0	0	0	0	0	6	0	0	.167	
Pauley, D.	0	1	4.35	5	0	0	3	0	0	10.1	16	6	5	1	0	3	1	4	0	.356	
Richards, G.	4	3	4.69	30	9	0	4	0	1	71.0	77	46	37	7	3	34	1	47	2	.280	
Santana, E.	9	13	5.16	30	30	1	0	1	0	178.0	165	109	102	39	9	61	2	133	4	.239	
Takahashi, H.	0	3	4.93	42	0	0	9	0	0	42.0	39	24	23	6	0	10	1	41	0	.242	
Taylor, A.	0	0	11.57	3	0	0	2	0	0	2.1	3	3	3	0	0	4	0	1	0	.300	
Thompson, R.	0	1	15.43	2	0	0	2	0	0	2.1	5	4	4	1	0	1	0	3	0	.417	
Walden, J.	3	2	3.46	45	0	0	20	0	1	39.0	35	15	15	3	0	18	1	48	7	.229	
Weaver, J.	20	5	2.81	30	30	3	0	2	0	188.2	147	63	59	20	4	45	0	142	2	.214	
Williams, E.	6	8	4.58	32	15	1	7	1	1	137.2	139	73	70	17	5	35	1	98	1	.263	
Wilson, C.	13	10	3.83	34	34	0	0	0	0	202.1	181	102	86	19	6	91	2	173	4	.239	
TOTALS	89	73	4.02	162	162	6	156	16	38	1433.1	1339	699	640	186	40	483	20	1157	38	2	.246
OPP.	73	89	4.50	162	162	5	157	13	35	1425.0	1518	767	713	187	47	449	29	1113	62	5	.274

WIN STREAK: 8; May 22-29

LOSING STREAK: 5; Apr. 22-27

CLUB HISTORY

YEAR BY YEAR STATISTICAL REVIEW



2013 ANGELS BATTING

PLAYER	AVG	G	AB	R	H	TB	2B	3B	HR	RBI	SH	SF	HP	BB	IBB	SO	SB	CS
Aybar, E.	.271	138	550	68	149	210	33	5	6	54	8	5	3	23	1	59	12	7
Bourjos, P.	.274	55	175	26	48	66	3	3	3	12	4	1	6	10	0	43	6	0
Callhoun, K.	.282	58	195	29	55	90	7	2	8	32	0	5	1	21	0	41	2	2
Callaspo, A.	.252	86	294	32	74	102	13	0	5	36	3	5	0	34	2	22	0	2
Conger, H.	.249	92	233	23	58	94	13	1	7	21	0	1	4	17	2	61	0	1
Cousins, S.	.000	7	4	1	0	0	0	0	0	0	0	0	0	1	0	3	0	0
Cowgill, C.	.231	50	91	11	21	34	3	2	2	8	3	0	0	5	0	27	1	0
Field, T.	.154	15	26	4	4	4	0	0	0	0	0	0	0	1	0	7	0	0
Green, G.	.280	40	125	16	35	48	8	1	1	16	0	1	1	10	0	38	0	0
Hamilton, J.	.250	151	576	73	144	249	32	5	21	79	0	9	4	47	4	158	4	0
Harris, B.	.206	44	107	14	22	38	4	0	4	9	2	1	1	6	0	29	0	1
Hawpe, B.	.185	17	27	2	5	5	0	0	0	2	0	0	0	5	0	14	0	0
Hester, J.	.000	1	0	1	0	0	0	0	0	0	0	0	0	1	0	0	0	0
Iannetta, C.	.225	115	325	40	73	121	15	0	11	39	0	4	2	68	2	100	0	1
Jimenez, L.	.260	34	104	15	27	33	6	0	0	5	0	1	3	2	0	28	0	2
Kendrick, H.	.297	122	478	55	142	210	21	4	13	54	3	3	6	23	5	89	6	3
Navarro Jr, E.	.250	4	4	0	1	1	0	0	0	1	0	0	0	2	0	1	1	0
Nelson, C.	.220	33	109	10	24	38	1	2	3	18	0	1	1	8	0	36	2	1
Pujols, A.	.258	99	391	49	101	171	19	0	17	64	0	7	5	40	8	55	1	1
Romine, A.	.259	47	108	9	28	31	3	0	0	10	6	1	1	7	0	24	1	0
Shuck, J.	.293	129	437	60	128	160	20	3	2	39	6	7	1	27	0	54	8	4
Trout, M.	.323	157	589	109*	190	328	39	9	27	97	0	8	9	110*	10	136	33	7
Trumbo, M.	.234	159	620	85	145	281	30	2	34	100	0	4	0	54	6	184	5	2
PITCHERS	.100	13	20	1	2	2	0	0	0	2	0	0	0	1	0	12	0	0
TOTALS	.264	162	5588	733	1476	2316	270	39	164	696	37	64	48	523	40	1221	82	34
OPP.	.261	162	5646	737	1475	2304	286	21	167	689	37	35	45	533	36	1200	131	35

2013 ANGELS DESIGNATED HITTERS

PLAYER	AVG	G	AB	R	H	TB	2B	3B	HR	RBI	SH	SF	HP	BB	IBB	SO	SB	CS
Callaspo, A.	.000	1	3	0	0	0	0	0	0	0	0	0	0	0	0	0	0	0
Conger, H.	.333	3	9	1	3	3	0	0	0	1	0	0	0	1	0	1	0	0
Hamilton, J.	.315	37	146	22	46	78	7	3	7	23	0	1	0	17	2	46	1	0
Jimenez, L.	.000	1	3	0	0	0	0	0	0	0	0	0	0	0	0	0	0	0
Kendrick, H.	.176	4	17	2	3	5	2	0	0	0	0	0	0	0	0	3	0	0
Nelson, C.	.500	1	4	0	2	0	0	0	0	1	0	0	0	0	0	2	0	0
Pujols, A.	.271	65	266	30	72	111	15	0	8	35	0	1	3	27	7	39	1	0
Shuck, J.	.286	16	56	6	16	21	2	0	1	5	0	2	0	5	0	12	1	0
Trout, M.	.103	9	29	3	3	4	1	0	0	2	0	0	0	11	1	13	1	0
Trumbo, M.	.203	17	69	8	14	25	2	0	3	23	0	0	0	7	1	22	0	0
TOTALS	.264	152	602	73	159	249	29	2	19	81	0	4	3	69	11	138	4	0

2013 ANGELS PITCHING

PITCHER	W	L	ERA	G	GS	CG	GF	SHO	SV	IP	H	R	ER	HR	HB	BB	IBB	SO	WP	BK	OPP	AVG
Blanton, J.	2	14	.604	28	20	0	7	0	0	132.2	180	96	89	29	4	34	4	108	9	0	.317	
Boshers, B.	0	0	4.70	25	0	0	1	0	0	15.1	13	8	8	0	1	8	1	13	0	0	.241	
Brasier, R.	0	0	2.00	7	0	0	7	0	0	9.0	7	2	2	1	0	4	0	7	0	0	.233	
Buckner, B.	1	0	4.67	7	2	0	4	0	0	17.1	17	9	9	5	1	7	0	7	2	0	.270	
Burnett, S.	0	0	0.93	13	0	0	1	0	0	9.2	9	1	1	1	0	4	0	7	1	0	.265	
Carpenter, D.	0	0	108.00	1	0	0	0	0	0	0.1	2	4	4	1	0	2	0	1	1	0	.667	
Coello, R.	2	2	3.71	16	0	0	8	0	1	17.0	14	7	7	1	0	8	0	23	0	0	.219	
De La Rosa, D.	6	1	2.86	75	0	0	20	0	2	72.1	56	25	23	3	1	28	2	65	6	0	.219	
Downs, S.	2	3	1.84	43	0	0	3	0	0	29.1	26	7	6	1	2	11	2	22	1	0	.243	
Enright, B.	0	2	12.96	4	2	0	1	0	0	8.1	12	12	12	2	0	7	0	6	1	0	.333	
Frieri, E.	2	4	3.80	67	0	0	51	0	37	68.2	55	29	29	11	3	30	1	98	1	0	.216	
Gutierrez, J.	1	4	5.19	28	0	0	4	0	0	26.0	16	15	3	0	12	1	2	28	2	0	.255	
Hanson, T.	4	3	5.42	15	13	0	1	0	0	73.0	83	47	44	10	3	30	3	56	6	0	.286	
Jepsen, K.	1	3	4.50	45	0	0	7	0	0	36.0	41	21	18	3	1	14	4	36	2	0	.283	
Kohn, M.	1	4	3.74	63	0	0	13	0	0	53.0	42	22	22	7	3	28	3	52	4	0	.212	
Lowe, M.	1	0	9.26	11	0	0	2	0	0	11.2	11	12	12	1	0	11	1	7	2	0	.256	
Maronde, N.	0	0	6.75	10	0	0	2	0	0	5.1	4	6	4	1	0	8	1	5	1	0	.200	
Rasmus, C.	1	1	4.20	16	0	0	4	0	0	15.0	16	9	7	2	0	10	2	14	0	1	.262	
Richards, G.	7	8	4.16	47	17	1	6	0	1	145.0	151	73	67	12	1	44	4	101	11	0	.269	
Roth, M.	1	1	7.20	15	1	0	5	0	0	20.0	24	16	16	0	1	6	0	17	2	0	.300	
Shoemaker, M.	0	0	0.00	1	1	0	0	0	0	5.0	2	0	0	0	0	2	0	5	1	0	.118	
Stange, D.	0	1	16.20	3	0	0	3	0	0	1.2	2	3	3	1	0	2	0	1	0	0	.286	
Vargas, J.	9	8	4.02	24	24	3	0	2	0	150.0	162	68	67	17	5	46	2	109	0	1	.276	
Weaver, J.	11	8	3.27	24	24	0	0	0	0	154.1	139	58	56	17	7	37	0	117	2	0	.237	
Williams, J.	9	10	4.57	37	25	0	8	0	0	169.1	181	93	86	23	4	55	2	107	5	0	.272	
Wilson, C.	17	7	3.39	33	33	0	0	0	0	212.1	200	93	80	15	8	85	3	188	14	2	.246	
TOTALS	78	84	4.23	162	162	4	158	12	41	1457.2	1475	737	685	167	45	533	36	1200	74	4	.261	
OPP.	84	78	4.05	162	162	4	158	8	43	1461.0	1476	733	658	164	48	523	40	1221	51	4	.264	

WIN STREAK: 8; May 18-26

LOSING STREAK: 6; July 26-31

CLUB HISTORY



2014 ANGELS BATTING

PLAYER	AVG	G	AB	R	H	TB	2B	3B	HR	RBI	SH	SF	HP	BB	SO	SB	CS	OPS	
Aybar, E.	.278	156	589	77	164	223	30	4	7	68	3	8	5	36	62	16	9	.700	
Beckham, G.	.268	26	56	10	15	24	3	0	2	8	0	0	2	3	11	0	0	.756	
Boesch, B.	.187	27	75	6	14	22	2	0	2	7	0	2	0	2	19	3	0	.496	
Buck, J.	.200	5	5	0	1	1	0	0	0	0	0	0	0	0	2	0	0	.570	
Calhoun, K.	.272	127	493	90	134	222	31	3	17	58	2	2	2	38	104	5	3	.776	
Campana, T.	.333	18	15	6	5	5	0	0	0	0	0	0	0	1	6	0	1	.667	
Conger, H.	.221	80	231	24	51	75	12	0	4	25	2	0	2	22	57	0	2	.618	
Cowgill, C.	.250	106	260	37	65	92	10	1	5	21	2	0	0	5	26	74	4	.684	
Cron, C.	.256	79	242	28	62	109	12	1	11	37	0	0	1	10	61	0	0	.739	
Freese, D.	.260	134	462	53	120	177	25	1	10	55	0	5	6	38	124	1	3	.704	
Green, G.	.273	43	99	7	27	35	5	0	1	11	0	2	0	2	20	1	4	.635	
Hamilton, J.	.263	89	338	43	89	140	21	0	10	44	0	6	5	32	108	3	3	.745	
Iannetta, C.	.252	108	306	41	77	120	22	0	7	43	0	5	8	54	91	3	0	.765	
Ibanez, R.	.157	57	166	16	26	44	5	2	3	21	0	1	0	23	43	3	2	.523	
Jimenez, L.	.162	18	37	3	6	8	2	0	0	2	2	0	0	2	13	0	0	.421	
Kendrick, H.	.293	157	617	85	181	245	33	5	7	75	3	2	4	48	110	14	5	.744	
McDonald, J.	.171	95	76	4	13	15	2	0	0	0	5	5	1	2	7	18	1	1	.453
Navarro, E.	.245	64	159	17	39	54	10	1	1	14	2	0	0	13	27	1	3	.642	
O'Malley, S.	.188	11	16	3	3	3	0	0	0	1	0	0	0	0	8	2	0	.375	
Pujols, A.	.272	159	633	89	172	295	37	1	28	105	0	9	5	48	71	5	1	.790	
Shuck, J.	.167	22	84	10	14	21	1	0	2	9	1	0	0	3	11	2	0	.445	
Stewart, I.	.176	24	68	8	12	26	2	3	2	7	0	0	1	3	31	1	0	.605	
Trout, M.	.287	157	602	115★	173	338★	39	9	36	111★	0	10	10	83	184★	16	2	.939	
PITCHERS	.043	13	23	0	1	1	0	0	0	0	0	2	0	0	11	0	0	.086	
TOTALS	.259	162	5652	773	1464	2295	304	31	155	729	26	54	60	492	1266	81	39	.728	
OPP.	.236	162	5533	630	1307	1941	228	14	126	592	29	49	63	504	1342	106	39	.656	

2014 ANGELS DESIGNATED HITTERS

PLAYER	AVG	G	AB	R	H	TB	2B	3B	HR	RBI	SH	SF	HP	BB	SO	SB	CS	OPS
Boesch, B.	.167	14	48	5	8	15	1	0	2	7	0	2	0	1	15	1	0	.489
Cowgill, C.	.333	3	3	1	1	2	1	0	0	1	0	0	0	1	1	0	0	1.167
Cron, C.	.248	38	125	14	31	55	6	0	6	21	0	0	1	6	39	0	0	.728
Freese, D.	.200	10	35	4	7	10	0	0	1	2	0	0	0	1	13	0	0	.508
Green, G.	.000	2	3	0	0	0	0	0	0	0	0	0	0	0	0	0	0	.000
Hamilton, J.	.321	14	53	6	17	29	3	0	3	8	0	0	1	8	9	0	2	.967
Ibanez, R.	.140	27	93	8	12	23	2	1	2	9	0	1	0	14	28	2	2	.497
Jimenez, L.	.000	2	3	0	0	0	0	0	0	0	0	0	0	0	1	0	0	.000
Kendrick, H.	.308	3	13	3	4	10	0	0	2	5	0	0	0	1	4	0	1	1.126
McDonald, J.	1.000	2	1	0	1	1	0	0	0	1	0	0	0	0	0	0	0	2.000
Navarro, E.	.077	4	13	1	1	1	0	0	0	0	0	0	0	1	3	0	0	.220
O'Malley, S.	1.000	1	2	0	2	2	0	0	0	1	0	0	0	0	0	0	0	2.000
Pujols, A.	.325	43	163	23	53	93	10	0	10	33	0	3	3	11	22	2	1	.943
Trout, M.	.316	8	38	5	12	21	4	1	1	10	0	1	0	2	13	1	0	.894
TOTALS	.253	152	592	72	150	262	27	2	27	97	1	7	6	47	147	6	8	.754

2014 ANGELS PITCHING

PITCHER	W	L	ERA	G	GS	CG	GF	SHO	SV	IP	H	R	ER	HR	HB	BB	IBB	SO	WP	BK	OPP AVG
Alvarez, J.	0	0	0.00	2	0	0	1	0	0	0.2	1	0	0	0	0	0	0	1	0	0	.333
Bedrosian, C.	0	1	6.52	17	0	0	0	0	0	19.1	23	17	14	2	0	12	1	20	1	1	.288
Burnett, S.	0	0	13.50	3	0	0	0	0	0	0.2	1	1	1	0	0	0	0	0	0	0	.333
Carpenter, D.	0	0	0.00	1	0	0	0	0	0	3.0	1	0	0	0	0	2	0	0	0	0	.100
De La Rosa, D.	0	0	11.57	3	0	0	2	0	0	2.1	3	3	3	0	0	3	1	0	1	0	.375
Diaz, J.	0	0	3.18	5	0	0	2	0	0	5.2	4	2	2	0	0	3	0	8	0	0	.200
Frieri, E.	0	3	6.39	34	0	0	22	0	11	31	33	22	22	8	1	9	1	38	0	0	.268
Grilli, J.	1	3	3.48	40	0	0	6	0	1	33.2	29	15	13	0	3	10	1	36	1	0	.238
Grube, J.	0	0	13.50	1	0	0	1	0	0	0.2	1	1	1	0	0	0	0	0	0	0	.333
Herrera, Y.	1	1	2.70	20	0	0	8	0	0	16.2	22	5	5	0	0	9	3	13	0	0	.324
Hill, R.	0	0	-	2	0	0	0	0	0	0.0	1	1	1	0	0	0	0	1	0	0	1.000
Jepps, K.	0	2	2.63	74	0	0	10	0	2	65.0	45	19	19	4	2	23	2	75	5	0	.192
Kohn, M.	2	1	3.04	25	0	0	4	0	0	23.2	11	9	8	1	2	20	1	26	3	0	.141
LeBlanc, W.	1	1	3.45	10	3	0	2	0	0	28.2	25	11	11	2	1	6	1	21	1	0	.245
Maronde, N.	0	0	12.79	11	0	0	3	0	0	6.1	12	9	9	0	1	7	0	7	1	0	.429
Morin, M.	4	4	2.90	60	0	0	10	0	0	59.0	51	22	19	3	3	19	6	54	3	0	.234
Pestano, V.	0	0	0.93	12	0	0	3	0	0	9.2	5	1	1	1	0	4	0	13	1	0	.152
Rasmus, C.	3	2	2.57	30	6	0	7	0	0	56.0	42	17	16	5	0	17	1	57	0	0	.204
Richards, G.	13	4	2.61	26	26	1	0	1	0	168.2	124	51	49	5	7	51	1	164	22★	1	.201
Roth, M.	1	0	8.76	7	0	0	2	0	0	12.1	16	12	12	2	3	9	2	9	0	0	.340
Rucinjski, D.	0	0	4.91	3	0	0	2	0	0	7.1	9	4	4	1	1	2	0	8	0	0	.290
Salas, F. J.	5	0	3.38	58	0	0	11	0	0	58.2	50	22	22	5	1	14	4	61	1	1	.228
Santiago, H.	6	9	3.75	30	24	0	2	0	0	127.1	120	63	53	15	3	53	3	108	5	1	.248
Shoemaker, M.	16	4	3.04	27	20	0	5	0	0	136.0	122	49	46	14	4	24	0	124	5	0	.241
Skaggs, T.	5	5	4.30	18	18	0	0	0	0	113.0	107	59	54	9	4	30	1	86	7	0	.253
Smith, J.	7	2	1.81	76	0	0	26	0	15	74.2	45	16	15	4	6	15	3	68	4	0	.172
Street, H.	1	2	1.71	28	0	0	17	0	0	26.1	24	5	5	1	0	7	3	23	0	0	.240
Thatcher, J.	1	1	8.53	16	0	0	2	0	0	6.1	13	6	6	0	2	1	0	2	0	0	.433
Wall, J.	0	0	54.00	2	0	0	1	0	0	1.0	5	6	6	0	0	3	0	0	0	0	.714
Weaver, J.	18	9	3.59	34	34	1	0	0	0	213.1	193	87	85	27	6	65	1	169	3	0	.239
Wilson, C.	13	10	4.51	31	31	1	0	1	0	175.2	169	95	88	17	11	85	5	151	9	0	.258
TOTALS	98	64	3.58	162	162	3	159	13	46	1482.2	1307	630	590	126	63	504	41	1342	74	4	.236
OPP.	64	98	4.20	162	162	1	161	3	31	1466.1	1464	773	685	155	60	492	42	1266	66	4	.259

WIN STREAK: 10; Sept. 4-13

LOSING STREAK: 4; May 30-June 3 & Aug. 5-8

CLUB HISTORY

YEAR BY YEAR STATISTICAL REVIEW



2015 ANGELS BATTING

PLAYER	AVG	G	AB	R	H	TB	2B	3B	HR	RBI	SH	SF	HP	BB	SO	SB	CS	OPS
Aybar, E.	.270	156	597	74	161	202	30	1	3	44	7	5	4	25	73	15	6	.639
Bandy, J.	.500	2	2	1	1	4	0	0	1	1	0	0	0	0	0	0	0	2.500
Butera, D.	.190	10	21	3	4	4	0	0	0	0	0	0	0	0	2	0	1	.380
Calhoun, K.	.256	159	630	78	161	266	23	2	26	83	2	4	5	45	164	4	1	.730
Cowart, K.	.174	34	46	8	8	13	2	0	1	4	1	0	0	5	19	1	1	.538
Cowgill, C.	.188	55	69	10	13	20	2	1	1	2	1	0	0	4	19	2	1	.523
Cron, C.	.262	113	378	37	99	166	17	1	16	51	0	3	5	17	82	3	1	.739
DeJesus, D.	.125	30	56	3	7	8	1	0	0	4	0	0	2	2	13	0	0	.326
Featherston, T.	.162	101	154	23	25	38	5	1	2	9	4	1	3	7	46	4	2	.459
Freese, D.	.257	121	424	53	109	178	27	0	14	56	0	3	12	31	107	1	1	.743
Giavotella, J.	.272	129	453	51	123	170	25	5	4	49	9	6	2	32	59	2	1	.693
Gillaspie, C.	.203	17	64	4	13	22	4	1	1	9	0	0	0	4	13	0	0	.594
Green, G.	.190	21	42	6	8	11	0	0	1	3	0	0	0	2	14	0	1	.489
Iannetta, C.	.188	92	272	28	51	91	10	0	10	34	0	3	1	41	83	0	1	.628
Jackson, R.	.000	22	9	0	0	0	0	0	0	0	0	0	0	1	5	0	0	.100
Joyce, M.	.174	93	247	17	43	72	12	1	5	21	1	2	4	30	67	0	3	.563
Krauss, M.	.143	11	35	2	5	10	2	0	1	5	0	0	0	3	11	0	0	.429
Kubitzka, K.	.194	19	36	6	7	7	0	0	0	1	0	0	0	3	15	0	0	.450
Marte, A.	.333	5	6	0	2	2	0	0	0	0	0	0	1	1	1	0	0	.833
Murphy, D.	.265	48	155	16	41	62	6	0	5	23	0	1	0	4	20	0	1	.681
Navarro, E.	.253	54	83	9	21	25	4	0	0	5	0	0	0	5	16	0	2	.596
Nieuwenhuis, K.	.136	10	22	4	3	5	2	0	0	1	0	0	0	2	9	0	1	.435
Perez, C.	.250	86	260	20	65	90	13	0	4	21	2	2	0	19	49	2	0	.645
Pujols, A.	.244	157	602	85	147	289	22	0	40	95	0	3	6	50	72	5	3	.787
Robertson, D.	.280	37	75	10	21	23	2	0	0	7	3	0	0	2	7	0	0	.606
Trout, M.	.299	159	575	104	172	339	32	6	41	90	0	5	10	92	158	11	7	.992
Victorino, S.	.214	38	84	9	18	24	2	2	0	3	2	2	3	7	18	2	0	.578
PITCHERS	.150	13	20	0	3	3	0	0	0	0	1	0	0	1	8	0	0	.340
TOTALS	.246	162	5417	661	1331	2144	243	21	176	621	37	40	58	435	1150	116	93	.703
OPP	.248	162	5467	675	1355	2164	273	19	166	643	42	50	71	466	1221	93	43	.709

2015 ANGELS DESIGNATED HITTERS

PLAYER	AVG	G	AB	R	H	TB	2B	3B	HR	RBI	SH	SF	HP	BB	SO	SB	CS	OPS
Aybar, E.	.000	1	1	0	0	0	0	0	0	0	0	0	0	0	0	0	0	.000
Calhoun, K.	1.000	1	1	0	1	1	0	0	0	1	0	0	0	0	0	0	0	2.000
Cowgill, C.	1.000	1	1	1	1	1	0	0	0	0	0	0	0	0	0	0	0	2.000
Cron, C.	.262	50	172	17	45	74	9	1	6	23	0	2	4	6	36	2	0	.729
Featherston, T.	.000	1	1	2	0	0	0	0	0	0	0	0	0	1	1	0	0	.500
Freese, D.	.227	6	22	1	5	9	2	0	1	4	0	1	1	1	5	1	0	.689
Green, G.	.000	1	1	0	0	0	0	0	0	0	0	0	0	0	0	0	0	.000
Iannetta, C.	.250	1	4	1	1	1	0	0	0	0	0	0	0	0	0	0	0	.250
Joyce, M.	.143	18	56	4	8	11	3	0	0	4	1	1	0	8	19	0	0	.443
Krauss, M.	.136	7	22	1	3	4	1	0	0	2	0	0	0	3	6	0	0	.422
Marte, A.	.000	1	1	0	0	0	0	0	0	0	0	0	1	1	1	0	0	.667
Murphy, D.	.273	8	33	3	9	14	2	0	1	3	0	0	0	0	5	0	1	.697
Navarro, E.	.000	1	2	1	0	0	0	0	0	0	0	0	0	1	1	0	0	.333
Perez, C.	.000	1	1	0	0	0	0	0	0	0	0	0	0	0	0	0	0	.000
Pujols, A.	.243	62	239	32	58	109	9	0	14	39	0	2	3	21	24	3	2	.766
Trout, M.	.231	4	13	4	3	7	1	0	1	1	0	0	0	2	5	0	0	.872
TOTALS	.235	152	570	67	134	231	26	1	23	77	1	6	9	44	103	6	3	.702

2015 ANGELS PITCHING

PITCHER	W	L	ERA	G	GS	CG	GF	SHO	SV	IP	H	R	ER	HR	HB	BB	IBB	SO	WP	BK	AVG	OPP
Alvarez, J.	4	3	3.49	64	0	0	18	0	0	67.0	58	29	26	5	5	23	4	59	1	0	.228	.228
Bedrosian, C.	1	0	5.40	34	0	0	10	0	0	33.1	40	21	20	3	2	19	2	34	2	0	.303	.303
Gott, T.	4	2	3.02	48	0	0	7	0	0	47.2	43	18	16	2	3	16	3	27	1	0	.242	.242
Heaney, A.	6	4	3.49	18	18	0	0	0	0	105.2	99	41	41	9	6	28	1	78	4	0	.248	.248
Ibarra, E.	0	0	2.25	2	0	0	1	0	0	4.0	4	1	1	0	0	3	0	3	1	0	.250	.250
Latos, M.	0	0	4.91	2	0	0	1	0	0	3.2	4	2	2	2	0	1	0	3	0	0	.267	.267
Mattheus, R.	0	0	0.00	1	0	0	1	0	0	1.0	0	0	0	0	0	1	0	2	0	0	.000	.000
Morin, M.	4	2	6.37	47	0	0	10	0	1	35.1	36	28	25	3	2	9	2	41	0	0	.265	.265
Pestano, V.	1	0	5.40	19	0	0	3	0	0	11.2	15	9	7	3	1	8	2	13	1	0	.306	.306
Ramos, C.	2	1	2.75	65	0	0	21	0	0	52.1	55	17	16	2	3	15	0	43	5	0	.279	.279
Rasmus, C.	0	0	5.23	16	1	0	5	0	0	20.2	15	12	12	3	1	11	2	27	0	0	.200	.200
Reyes, J.	1	0	0.00	1	0	0	0	0	0	0.1	0	0	0	0	0	0	0	0	0	0	.000	.000
Richards, G.	15	12	3.65	32	32	1	0	1	0	207.1	181	94	84	20	5	76	2	176	17	0	.236	.236
Rucinski, D.	0	2	7.71	4	1	0	2	0	0	7.0	10	6	6	1	1	6	0	4	2	0	.357	.357
Salas, F.	2	0	4.24	72	0	0	13	0	0	63.2	61	34	30	8	3	12	5	74	3	0	.249	.249
Santiago, H.	9	9	3.59	33	32	0	0	0	0	180.2	156	80	72	29	10	17	5	162	1	3	.227	.227
Shoemaker, M.	7	10	4.46	25	24	0	1	0	0	135.1	135	70	67	24	4	35	2	116	3	0	.259	.259
Smith, J.	5	5	3.58	70	0	0	13	0	5	65.1	64	26	26	4	2	19	4	57	1	0	.259	.259
Street, H.	3	3	3.18	62	0	0	51	0	40	62.1	52	22	22	7	0	20	5	57	6	0	.226	.226
Tropeano, N.	3	2	3.82	8	7	0	0	0	0	37.2	40	18	16	2	0	10	0	38	0	0	.270	.270
Weaver, J.	7	12	4.64	26	26	1	0	1	0	159.0	163	84	82	24	12	33	3	90	2	0	.264	.264
Wilks, A.	0	0	4.50	1	0	0	1	0	0	2.0	2	1	1	1	1	0	2	0	0	0	.250	.250
Wilson, C.	8	8	3.89	21	21	0	0	0	0	132.0	118	59	57	13	10	46	2	110	11	1	.240	.240
Wright, W.	0	0	3.18	9	0	0	2	0	0	5.2	4	3	2	1	0	3	1	5	0	0	.200	.200
TOTALS	85	77	3.94	162	162	2	160	12	46	1440.2	1355	675	630	166	71	466	45	1221	61	4	.248	.248
OPP	77	85	3.87	162	162	5	157	11	38	1438.2	1331	661	618	176	58	435	34	1150	73	3	.246	.246

WIN STREAK: 7; July 12-22 & Sept. 22-29

LOSING STREAK: 6; July 28-Aug. 2



2016 ANGELS BATTING

PLAYER	AVG	G	AB	R	H	TB	2B	3B	HR	RBI	SH	SF	HP	BB	SO	SB	CS	OPS
Bandy, J.	.234	70	209	23	49	82	9	0	8	25	3	4	4	11	38	1	0	.673
Buss, N.	.198	36	81	7	16	28	7	1	1	8	1	2	0	6	24	2	0	.620
Calloun, K.	.271	157	594	91	161	260	35	5	18	75	0	5	6	67	118	2	3	.786
Choi, J.	.170	54	112	9	19	38	4	0	5	12	0	1	0	16	27	2	4	.610
Cowart, K.	.176	31	85	8	15	22	4	0	1	8	0	1	1	0	23	0	0	.443
Cron, C.	.278	116	407	51	113	190	25	2	16	69	0	5	7	24	75	2	3	.792
Escobar, Y.	.304	132	517	68	157	202	28	1	5	39	3	4	3	40	67	0	3	.746
Graterol, J.	.286	9	14	2	4	6	2	0	0	3	1	0	0	0	3	0	0	.715
Marte, J.	.252	88	258	38	65	124	14	0	15	44	0	3	5	18	59	2	2	.791
Ortega, R.	.232	66	185	24	43	54	8	0	1	16	3	0	0	13	23	8	3	.575
Pennington, C.	.209	74	172	18	36	53	4	2	3	10	3	0	0	13	55	1	0	.573
Perez, C.	.209	87	268	25	56	87	16	0	5	31	8	2	1	12	49	1	0	.569
Petit, G.	.245	89	204	21	50	71	13	1	2	17	2	1	1	15	51	1	1	.647
Pujols, A.	.268	152	593	71	159	271	19	0	31	119	0	6	2	49	75	4	0	.780
Robinson, S.	.173	65	98	16	17	23	3	0	1	10	2	0	1	10	17	3	2	.492
Simmons, A.	.281	124	448	48	126	164	22	2	4	44	1	4	2	28	38	10	1	.690
Soto, G.	.269	26	78	11	21	38	5	0	4	9	2	0	0	6	21	0	0	.808
Trout, M.	.315	159	549	123★	173	302	32	5	29	100	0	5	11	116★	137	30	7	.991
PITCHERS	.100	12	20	1	2	2	0	0	0	0	0	0	0	1	7	0	0	.340
TOTALS	.260	162	5431	717	1410	2197	279	20	156	686	36	49	51	471	991	73	34	.727
OPP.	.269	162	5495	727	1480	2419	275	20	208	688	22	48	56	498	1136	93	47	.774

2016 ANGELS DESIGNATED HITTERS

PLAYER	AVG	G	AB	R	H	TB	2B	3B	HR	RBI	SH	SF	HP	BB	SO	SB	CS	OPS
Bandy, J.	.000	1	1	0	0	0	0	0	0	0	0	0	0	0	0	0	0	.000
Calloun, K.	.000	2	8	0	0	0	0	0	0	0	0	0	0	0	0	0	0	.000
Choi, J.	.000	2	5	1	0	0	0	0	0	0	0	0	0	1	3	0	0	.167
Cron, C.	.316	11	38	3	12	24	1	1	3	12	0	1	0	2	4	0	1	.973
Marte, J.	.167	4	12	1	2	3	1	0	0	1	0	0	0	1	3	0	0	.481
Nava, D.	.200	1	5	1	1	1	0	0	0	0	0	0	1	0	0	0	0	.533
Pennington, C.	.000	1	1	0	0	0	0	0	0	0	0	0	0	0	0	0	0	.000
Pujols, A.	.269	123	490	58	132	224	17	0	25	99	0	5	1	36	64	3	0	.775
Trout, M.	.176	11	34	4	6	10	1	0	1	3	0	0	2	10	12	5	1	.685
TOTALS	.258	152	594	72	153	261	20	1	29	115	0	6	4	50	86	9	2	.758

2016 ANGELS PITCHING

PITCHER	W	L	ERA	G	GS	CG	GF	SHO	SV	IP	H	R	ER	HR	HB	BB	IBB	SO	WP	BK	OPP	AVG
Achter, A.	1	0	3.11	27	0	0	17	0	0	37.2	43	13	13	7	1	12	1	14	0	0	.295	
Albuquerque, A.	0	0	4.50	2	0	0	1	0	0	2.0	2	3	1	1	0	2	0	1	0	0	.200	
Alvarez, J.	1	3	3.45	64	0	0	12	0	0	57.1	71	29	22	4	1	15	4	51	2	0	.298	
Bailey, A.	0	0	2.38	12	0	0	10	0	6	11.1	9	3	3	1	1	2	0	8	1	0	.214	
Bedrosian, C.	2	0	1.12	45	0	0	9	0	1	40.1	30	7	5	1	2	14	1	51	3	0	.207	
Chacin, J.	5	6	4.68	29	17	1	5	0	0	117.1	124	64	61	10	5	47	4	92	8	1	.272	
Ege, C.	1	0	1.04	13	0	0	3	0	0	8.2	8	1	1	1	0	3	0	9	0	0	.250	
Guerra, D.	3	0	3.21	44	0	0	11	0	0	53.1	52	23	19	6	2	7	0	36	2	1	.249	
Guerra, J.	0	0	5.68	7	0	0	1	0	0	6.1	5	4	4	1	1	7	1	0	1	0	.227	
Heaney, A.	0	1	6.00	1	1	0	0	0	0	6.0	7	4	4	2	0	0	0	7	0	0	.280	
Huff, D.	0	2	11.81	2	2	0	0	0	0	5.1	13	10	7	4	0	2	0	3	0	0	.464	
Lincecum, T.	2	6	9.16	9	9	0	0	0	0	38.1	68	41	39	11	2	23	0	32	3	0	.395	
Mahle, G.	1	0	5.40	24	0	0	1	0	0	18.1	23	13	11	4	2	10	2	14	1	0	.315	
Meyer, A.	1	3	5.68	7	6	0	0	0	0	25.1	25	16	16	3	0	17	0	29	3	0	.255	
Morin, M.	2	2	4.37	60	0	0	8	0	0	55.2	52	31	27	6	1	15	1	49	1	1	.250	
Nolasco, R.	4	6	3.21	11	11	1	0	1	0	73.0	63	27	26	8	2	15	0	51	3	9	.232	
Oberholtzer, B.	1	1	8.55	11	2	0	4	0	0	20.0	27	19	19	7	1	9	1	16	0	0	.318	
Ramirez, J.	2	1	2.91	43	0	0	9	0	1	46.1	42	17	15	5	4	13	0	31	4	0	.241	
Rasmus, C.	2	0	5.84	19	1	0	4	0	0	24.2	25	16	16	4	1	16	1	17	2	2	.260	
Richards, G.	1	3	2.34	6	6	0	0	0	0	34.2	31	16	9	2	1	15	1	34	3	0	.238	
Salas, F.	3	6	4.47	58	0	0	22	0	6	56.1	52	28	28	9	0	19	1	45	0	0	.248	
Santiago, H.	10	4	4.25	22	22	0	0	0	0	120.2	104	61	57	20	4	57	0	107	2	1	.233	
Shoemaker, M.	9	13	3.88	27	27	1	0	1	0	160.0	166	71	69	18	7	30	1	143	2	0	.266	
Skaggs, T.	3	4	4.17	10	10	0	0	0	0	49.2	51	23	23	5	2	23	0	50	0	0	.267	
Smith, J.	1	4	3.82	38	0	0	16	0	6	37.2	36	16	16	4	5	13	3	25	0	1	.257	
Street, H.	3	2	6.45	26	0	0	21	0	9	22.1	31	16	16	5	0	12	2	14	0	0	.337	
Treopano, N.	3	2	3.56	13	13	0	0	0	0	68.1	70	27	27	14	2	31	1	68	4	0	.270	
Valdez, J.	2	3	4.24	25	0	0	4	0	0	23.1	17	11	11	4	0	16	0	22	2	1	.202	
Weaver, J.	12	12	5.06	31	31	1	0	1	0	178.0	209	106	100	37	4	51	2	103	1	2	.297	
Wright, D.	1	3	5.40	5	5	0	0	0	0	26.2	32	16	16	5	5	6	0	15	1	0	.314	
TOTALS	74	88	4.28	162	162	4	158	12	29	1421.1	1480	727	676	208	56	498	27	1136	47	10	.269	
OPP.	88	74	4.14	162	162	4	158	7	52	1429.0	1410	717	657	156	51	471	21	991	58	6	.260	

WIN STREAK: 6; July 15-20 LOSING STREAK: 11; August 4-15

CLUB HISTORY

YEAR BY YEAR STATISTICAL REVIEW



2017 ANGELS BATTING

PLAYER	AVG	G	AB	R	H	TB	2B	3B	HR	RBI	SH	SF	HP	BB	SO	SB	CS	OPS
Calhoun, K.	.244	155	569	77	139	223	23	2	19	71	0	6	8	71	134	5	1	.725
Cowart, K.	.225	50	102	18	23	39	5	1	3	11	2	0	3	10	28	4	2	.695
Cron, C.	.248	100	339	39	84	148	14	1	16	56	0	3	7	22	96	3	2	.741
Escobar, Y.	.274	89	350	43	96	139	20	1	7	31	0	0	2	29	51	1	4	.730
Espinosa, D.	.162	77	228	27	37	63	8	0	6	29	1	2	4	19	91	3	5	.513
Flores, R.	.125	3	8	0	1	1	0	0	0	1	0	1	0	0	1	0	0	.236
Fontana, N.	.050	12	20	1	1	4	0	0	1	1	0	0	0	3	8	1	1	.374
Franklin, N.	.125	13	24	2	3	4	1	0	0	2	0	0	1	5	3	0	0	.467
Graterol, J.	.202	48	84	5	17	21	4	0	0	10	0	2	0	1	13	0	0	.457
Maldonado, M.	.221	138	429	43	95	158	19	1	14	38	8	1	18	15	119	0	2	.645
Marte, J.	.173	45	127	10	22	39	5	0	4	14	0	1	4	13	34	1	0	.576
Maybin, C.	.235	93	336	57	79	118	19	1	6	22	0	1	2	48	78	29	5	.685
Pennington, C.	.253	87	194	23	49	64	6	0	3	21	1	5	1	16	58	3	1	.635
Perez, C.	.100	11	20	1	2	5	0	0	1	3	0	0	0	1	6	0	0	.393
Phillips, B.	.255	24	102	13	26	39	7	0	2	8	1	0	0	2	16	1	0	.652
Puello, C.	.250	1	4	0	1	1	0	0	0	1	0	0	0	0	1	2	0	.500
Pujols, A.	.241	149	593	53	143	229	17	0	23	101	0	4	2	37	93	3	0	.672
Revere, B.	.275	109	291	37	80	100	13	2	1	20	0	2	0	15	25	21	6	.652
Robinson, S.	.194	20	31	7	6	6	0	0	0	1	0	1	0	3	5	2	0	.451
Simmons, A.	.278	158	589	77	164	248	38	2	14	69	0	8	3	47	67	19	6	.752
Trout, M.	.306	114	402	92	123	253	25	3	33	72	0	4	7	94	90	22	4	1.071
Upton, J.	.245	27	98	19	24	52	7	0	7	15	0	0	0	17	33	4	0	.887
Valbuena, L.	.199	117	347	42	69	150	15	0	22	65	0	5	1	48	106	0	2	.727
Young Jr., E.	.264	47	110	24	29	46	5	0	4	16	3	0	7	5	31	12	3	.754
PITCHERS	.056	162	18	0	1	1	0	0	0	1	0	0	2	11	0	0	.206	
TOTALS	.243	162	5415	710	1314	2151	251	14	186	678	17	46	70	523	1198	136	44	.712
OPP.	.251	162	5460	709	1373	2344	265	17	224	673	24	30	44	470	1312	71	43	.743

2017 ANGELS DESIGNATED HITTERS

PLAYER	AVG	G	AB	R	H	TB	2B	3B	HR	RBI	SH	SF	HP	BB	SO	SB	CS	OPS
Escobar, Y.	.000	1	4	0	0	0	0	0	0	0	0	0	0	0	0	0	0	.000
Fontana, N.	.000	1	1	0	0	0	0	0	0	0	0	0	0	0	0	0	0	.000
Marte, J.	.000	2	5	0	0	0	0	0	0	0	0	0	0	0	3	0	0	.000
Perez, C.	.000	1	1	0	0	0	0	0	0	0	0	0	0	0	1	0	0	.000
Pujols, A.	.242	143	570	52	138	223	16	0	23	100	0	4	2	35	91	3	0	.678
Revere, B.	.000	1	1	0	0	0	0	0	0	0	0	0	0	0	0	0	0	.000
Trout, M.	.313	6	16	1	5	9	1	0	1	2	0	1	1	6	1	3	1	1.063
Valbuena, L.	.250	3	8	2	2	3	1	0	0	0	0	0	1	2	0	0	0	.708
Young, E.	.000	2	1	2	0	0	0	0	0	0	0	0	1	0	0	1	0	.500
TOTALS	.239	152	607	58	145	235	18	0	24	102	0	5	4	42	98	7	1	.677

2017 ANGELS PITCHING

PITCHER	W	L	ERA	G	GS	CG	GF	SHO	SV	IP	H	R	ER	HR	HB	BB	IBB	SO	WP	BK	OPP AVG
Alvarez, J.	0	3	3.88	64	0	0	12	0	1	48.2	50	23	21	7	0	12	5	45	1	0	.263
Bailey, A.	2	0	0.00	4	0	0	2	0	0	4.0	1	0	0	0	0	0	0	2	0	0	.077
Bedrosian, C.	6	5	4.43	48	0	0	13	0	6	44.2	41	26	22	5	0	17	1	53	7	0	.240
Bridwell, P.	10	3	3.64	21	20	0	0	0	0	121.0	115	52	49	19	4	30	0	73	4	0	.252
Chavez, J.	7	11	5.35	38	21	0	6	0	0	138.0	148	83	82	28	2	45	2	119	1	0	.276
Guerra, D.	2	2	4.68	19	0	0	5	0	0	25.0	20	13	13	4	0	12	0	22	2	0	.217
Gurka, J.	0	0	0.00	3	0	0	0	0	0	0.2	2	0	0	0	0	1	0	0	0	0	.500
Heaney, A.	1	2	7.06	5	5	0	0	0	0	21.2	27	17	17	12	0	9	0	27	2	0	.300
Hernandez, D.	1	0	2.23	38	0	0	10	0	1	36.1	29	10	9	0	1	8	0	37	3	0	.223
Magnifico, D.	0	0	0.00	1	0	0	0	0	0	0.1	0	0	0	0	0	2	0	1	0	0	.000
Meyer, A.	4	5	3.74	13	13	0	0	0	0	67.1	48	30	28	6	4	42	0	75	5	1	.197
Middleton, K.	6	1	3.86	64	0	0	17	0	3	58.1	60	25	25	11	0	18	2	63	2	0	.265
Morin, M.	0	0	6.91	10	0	0	3	0	0	14.1	21	11	11	3	1	2	1	10	0	0	.350
Nolasco, R.	6	15	4.92	33	33	1	0	1	0	181.0	205	102	99	35	3	58	3	143	4	0	.286
Norris, B.	2	6	4.21	60	3	0	35	0	19	62.0	56	29	29	8	3	27	3	74	6	0	.236
Paredes, E.	0	1	4.43	18	0	0	6	0	1	22.1	21	11	11	2	3	6	1	17	0	0	.259
Parker, B.	3	3	2.54	71	0	0	17	0	8	67.1	40	20	19	7	1	16	0	86	4	0	.172
Petit, Y.	5	2	2.76	60	1	0	10	0	4	91.1	69	32	28	9	1	18	4	101	0	0	.207
Pounders, B.	1	0	10.45	11	0	0	10	0	0	10.1	17	12	12	4	1	5	1	12	0	1	.362
Ramirez, J.	11	10	4.15	27	24	1	0	0	0	147.1	149	72	68	21	6	49	1	105	5	1	.267
Ramirez, N.	0	0	2.16	10	0	0	0	0	0	8.1	3	3	2	0	0	4	0	10	0	0	.111
Richards, G.	0	2	2.28	6	6	0	0	0	0	27.2	18	8	7	1	0	7	0	27	2	0	.180
Salas, F.	1	0	2.63	13	0	0	4	0	0	13.2	7	4	4	0	0	2	0	9	0	0	.167
Scribner, T.	2	1	4.18	10	4	0	0	0	0	23.2	17	14	11	7	2	10	0	18	0	0	.195
Shoemaker, M.	6	3	4.52	14	14	0	0	0	0	77.2	73	41	39	15	4	28	0	69	2	1	.251
Skaggs, T.	2	6	4.55	16	16	0	0	0	0	85.0	90	46	43	13	6	28	0	76	5	2	.274
Street, H.	0	0	0.00	4	0	0	2	0	0	4.0	2	0	0	0	0	1	0	3	0	0	.143
Valdez, J.	0	0	18.00	1	0	0	0	0	0	1.0	1	2	2	1	0	1	0	1	0	0	.250
Wood, B.	2	0	4.76	17	0	0	2	0	0	17.0	20	9	9	3	0	4	1	22	1	0	.290
Wright, D.	0	1	4.58	5	2	0	3	0	0	19.2	21	12	10	1	2	8	0	11	1	0	.284
Yates, K.	0	0	18.00	1	0	0	0	0	0	1.0	2	2	2	0	0	0	0	1	0	0	.400
TOTALS	80	82	4.20	162	162	1	161	10	43	1440.2	1373	709	672	224	44	470	25	1312	57	6	.251
OPP.	82	80	4.03	162	3	159	12	46	1443.1	1314	710	646	186	70	523	30	1198	47	7	0	.243

WIN STREAK: 6; August 8-13

LOSING STREAK: 6; Apr. 12-17 & Sept. 17-23





CLUB HISTORY YEAR BY YEAR STATISTICAL REVIEW

2018 ANGELS BATTING

PLAYER	AVG	G	AB	R	H	TB	2B	3B	HR	RBI	SH	SF	HP	BB	SO	SB	CS	OPS	
Arcia, F.	.204	40	103	10	21	44	5	0	6	23	0	0	2	1	27	1	0	.654	
Blash, J.	.103	24	39	4	4	5	1	0	0	1	0	1	0	5	24	2	1	.328	
Briceno, J.	.239	46	117	12	28	45	2	0	5	10	1	0	2	8	35	0	1	.684	
Calhoun, K.	.208	137	491	71	102	181	18	2	19	57	0	6	1	53	133	6	2	.652	
Cowart, K.	.134	47	112	7	15	27	7	1	1	10	0	1	1	1	10	44	1	0	.451
Cozart, Z.	.219	58	224	29	49	81	13	2	5	18	0	3	7	19	42	0	0	.658	
Fernandez, J.	.267	96	116	9	31	45	8	0	2	11	0	0	1	6	15	1	0	.697	
Fletcher, D.	.275	80	284	35	78	103	18	2	1	25	3	2	3	15	34	3	0	.678	
Fontana, N.	.091	8	11	1	1	4	0	0	1	1	0	0	0	1	6	0	0	.530	
Graterol, J.	1.000	1	1	0	1	1	0	0	0	0	0	0	0	0	0	0	0	2.000	
Hermosillo, M.	.211	31	57	7	12	19	4	0	1	1	0	0	2	3	17	0	1	.608	
Hudson, J.	.167	8	12	0	2	3	1	0	0	1	0	0	0	0	0	0	0	.417	
Johnson, S.	.000	10	10	0	0	0	0	0	0	0	0	0	1	0	4	0	0	.091	
Kinsler, I.	.239	91	355	49	85	144	20	0	13	32	0	2	4	30	40	9	4	.710	
Maldonado, M.	.223	78	265	24	59	88	14	0	5	32	1	1	10	13	73	0	1	.616	
Marte, J.	.126	90	194	28	42	72	7	1	7	22	0	0	2	13	41	1	1	.644	
Ohtani, S.	.285	104	326	59	93	184	21	2	22	61	0	1	2	37	102	10	4	.925	
Pujols, A.	.245	117	465	50	114	191	20	0	19	64	0	3	2	28	65	1	0	.700	
Rivera, R.	.244	30	82	8	20	36	4	0	4	11	0	0	1	4	32	0	0	.726	
Schimpf, R.	.200	5	5	2	1	4	0	0	1	2	0	0	0	2	3	0	0	1.229	
Simmons, A.	.292	146	554	68	162	231	26	5	11	75	1	5	5	35	44	10	2	.754	
Trout, M.	.312	140	471	101	147	296	24	4	39	79	0	4	10	122*	124	24	2	*1.088	
Upton, J.	.257	145	533	80	137	247	18	1	30	85	0	6	10	64	176	8	2	.808	
Valbuena, L.	.199	96	266	23	53	89	9	0	9	33	0	2	1	19	100	3	0	.588	
Ward, T.	.178	40	135	14	24	45	3	0	6	15	0	0	3	9	45	2	0	.578	
Young, C.	.168	56	113	17	19	41	2	1	6	13	1	1	2	11	37	2	0	.615	
Young Jr., E.	.202	41	109	12	22	33	4	2	1	8	0	1	1	6	28	5	1	.551	
PITCHERS	.045	162	22	4	1	1	0	0	0	0	0	0	0	0	0	0	0	.091	
TOTALS	.242	162	5472	721	1323	2260	249	23	214	696	7	39	73	514	1300	89	22	.766	
OPP.	.248	162	5445	722	1353	2262	256	19	205	683	14	35	65	546	1386	46	33	.738	

2018 ANGELS DESIGNATED HITTERS

PLAYER	AVG	G	AB	R	H	TB	2B	3B	HR	RBI	SH	SF	HP	BB	SO	SB	CS	OPS
Arcia, F.	.000	1	1	0	0	0	0	0	0	0	0	0	0	0	0	0	0	.000
Blash, J.	---	1	0	0	0	0	0	0	0	0	0	0	0	0	0	0	0	.000
Fernandez, J.	.444	2	9	1	4	4	0	0	0	0	0	0	0	1	0	0	0	.888
Marte, J.	.000	1	1	0	0	0	0	0	0	0	0	0	0	0	0	0	0	.000
Ohtani, S.	.283	82	307	55	87	171	20	2	20	57	1	2	34	93	4	0	0	.938
Pujols, A.	.263	47	186	21	49	89	7	0	11	34	0	2	1	13	30	0	0	.790
Rivera, R.	.000	1	1	0	0	0	0	0	0	0	0	0	0	0	1	0	0	.000
Simmons, A.	.250	1	4	0	1	1	0	0	0	0	0	0	0	0	0	0	0	.500
Trout, M.	.196	15	46	6	9	12	0	0	1	4	0	0	1	16	18	3	1	.674
Upton, J.	.222	4	18	1	4	8	1	0	1	2	0	0	0	9	0	0	0	.666
Valbuena, L.	.000	1	1	0	0	0	0	0	0	0	0	0	0	1	0	0	0	.000
Young, C.	.000	1	3	0	0	0	0	0	0	0	0	0	0	0	2	1	0	.000
TOTALS	.267	152	577	84	154	285	28	2	33	97	0	3	4	63	155	12	5	.836

2018 ANGELS PITCHING

PITCHER	W	L	ERA	G	GS	CG	GF	SHO	SV	IP	H	R	ER	HR	HB	BB	IBB	SO	WP	BK	OPP
Almonte, M.	0	0	10.29	8	0	0	4	0	0	7.0	9	8	8	1	1	3	0	7	1	0	.300
Alvarez, J.	6	4	2.71	76	0	0	5	0	1	63.0	51	20	19	3	2	22	2	59	1	0	.217
Anderson, J.	3	3	4.07	57	0	0	10	0	4	55.1	42	25	25	3	4	40	3	67	9	1	.214
Arcia, F.	0	0	9.00	2	0	0	2	0	0	3.0	5	3	3	2	0	0	0	0	0	0	.385
Bard, L.	0	0	5.40	8	0	0	3	0	0	11.2	10	7	7	4	3	5	1	13	1	0	.222
Barria, J.	10	9	3.41	26	26	0	0	0	0	129.1	117	50	49	17	6	47	0	98	3	1	.242
Bedrosian, C.	5	4	3.80	71	0	0	7	1	1	64	63	30	27	7	2	26	0	57	1	0	.263
Bridwell, P.	1	0	17.55	5	1	0	0	0	0	6.2	14	13	13	5	0	2	0	3	0	0	.438
Buttrey, T.	0	1	3.31	16	0	0	4	0	4	16.1	15	7	6	0	0	5	0	20	0	1	.238
Cole, T.	4	2	2.75	18	2	0	4	0	0	36.0	20	11	11	3	3	12	0	39	1	0	.169
Despaigne, O.	0	3	8.20	8	4	0	0	0	0	18.2	30	18	17	3	1	11	0	17	0	0	.361
Drake, O.	1	0	5.19	8	0	0	6	0	0	8.2	15	5	5	2	0	1	0	8	0	0	.385
Heaney, A.	9	10	4.15	30	30	1	0	1	0	180.0	171	91	83	27	8	45	0	180	9	0	.248
Jerez, W.	0	0	6.00	17	0	0	1	0	0	15.0	17	14	10	3	0	8	0	15	2	0	.270
Jewell, J.	0	1	9.00	3	0	0	1	0	0	2.0	2	2	2	0	2	1	0	1	1	0	.250
Johnson, J.	5	3	3.84	62	1	0	14	0	2	63.1	64	38	27	9	1	22	1	45	5	0	.268
Kroi, I.	0	0	0.00	1	0	0	0	0	0	2.0	1	0	0	0	0	1	0	2	0	0	.143
Lamp, J.	0	1	7.20	3	3	0	0	0	0	10.0	15	10	8	4	0	4	1	11	0	0	.326
McGuire, D.	0	2	6.07	17	4	0	6	0	0	29.2	29	22	20	2	5	21	0	26	2	0	.266
Middleton, K.	0	0	2.04	16	0	0	9	0	6	17.2	14	4	4	1	1	9	1	16	1	0	.233
Morales, O.	0	0	0.00	1	0	0	1	0	0	0.1	1	0	0	0	0	0	0	1	0	0	.500
Morris, A.	0	0	5.79	9	0	0	7	0	0	14.0	18	9	9	3	0	8	0	7	1	0	.316
Ohtani, S.	4	2	3.31	10	10	0	0	0	0	51.2	38	19	19	6	1	22	0	63	5	0	.203
Paredes, E.	0	0	6.87	14	0	0	7	0	0	18.1	25	14	14	5	1	7	0	15	0	0	.325
Parker, B.	2	1	3.26	67	0	0	41	0	14	66.1	63	24	24	12	3	19	1	70	8	0	.249
Pena, F.	3	5	4.18	19	17	0	1	0	0	92.2	87	45	43	12	4	28	0	85	7	0	.247
Ramirez, J.	0	2	9.45	2	2	0	0	0	0	6.2	7	8	7	3	0	7	0	4	0	0	.237
Ramirez, N.	7	5	4.54	69	1	0	12	0	1	83.1	75	43	42	15	6	30	3	95	4	0	.269
Richards, G.	5	4	3.66	16	16	0	0	0	0	76.1	64	43	31	11	1	34	0	87	15	0	.232
Robles, H.	0	1	2.97	37	0	0	11	0	2	36.1	32	15	12	2	1	15	0	36	1	0	.237
Shoemaker, M.	2	2	4.94	7	7	0	0	0	0	31.0	29	17	17	3	1	10	0	33	3	0	.244
Skaggs, T.	8	10	4.02	24	24	0	0	0	0	125.1	127	60	56	14	5	40	0	129	2	0	.262
Tazawa, J.	0	0	2.25	9	0	0	2	0	0	8.0	7	3	2	1	0	3	0	4	1	0	.226
Tropeano, N.	5	6	4.74	14	14	0	0	0	0	76.0	68	41	40	16	2	31	2	64	2	0	.242
Wood, B.	1	0	2.31	13	0	0	1	0	0	11.2	8	3	3	1	1	7	2	10	0	0	.211
TOTALS	80	82	4.15	162	162	1	161	9	35	1437.1	1353	722	662	205	65	546	17	1386	87	3	.248
OPP.	82	80	4.22	162	162	2	160	10	46	1438.2	1323	721	674	214	73	514	38	1300	83	7	.242

WIN STREAK: 7; Apr. 8-14 LOSING STREAK: 6; June 23-28 & Aug. 19-26

CLUB HISTORY

YEAR BY YEAR STATISTICAL REVIEW



2019 ANGELS BATTING

PLAYER	AVG	G	AB	R	H	TB	2B	3B	HR	RBI	SH	SF	HP	BB	SO	SB	CS	OPS
Calhoun, K.	.244	155	569	77	139	223	23	2	19	71	0	6	8	71	134	5	1	.725
Bembouca, A.	.102	22	49	2	5	8	0	0	1	3	1	0	0	1	19	0	0	.283
Bour, J.	.172	52	151	18	26	55	5	0	8	26	0	1	1	17	52	0	0	.623
Bourjos, P.	.091	26	44	4	4	5	1	0	0	2	0	1	0	1	15	2	0	.222
Calhoun, K.	.232	152	532	92	128	258	29	1	33	74	0	2	7	70	162	4	1	.792
Cowart, K.	.160	9	25	1	4	7	3	0	0	1	0	0	0	1	7	1	0	.472
Cozart, Z.	.124	38	97	4	12	14	2	0	0	7	0	3	2	5	16	0	0	.322
Fletcher, D.	.290	154	596	83	173	229	30	4	6	49	1	1	0	55	64	8	3	.734
Garneau, D.	.232	28	69	11	16	25	3	0	2	7	0	0	4	8	18	0	0	.708
Goodwin, B.	.262	136	413	65	108	194	29	3	17	47	1	3	3	38	129	7	3	.796
Hermosillo, M.	.139	18	36	7	5	8	1	1	0	3	0	1	4	5	19	2	0	.304
La Stella, T.	.295	80	292	49	86	142	8	0	16	44	0	0	3	20	28	0	0	.832
Lucroy, J.	.242	74	240	28	58	89	8	1	7	30	0	3	4	21	39	0	0	.680
Ohtani, S.	.286	106	384	51	110	194	20	5	18	62	0	4	2	33	110	12	3	.848
Parker, J.	.000	5	12	1	0	0	0	0	0	0	0	0	0	3	8	0	0	.200
Puello, C.	.390	12	41	6	16	28	3	0	3	12	0	0	0	3	8	0	0	1.183
Pujols, A.	.244	131	491	55	120	211	22	0	23	93	0	8	3	43	68	3	0	.734
Rengifo, L.	.238	108	357	44	85	130	18	3	7	33	1	3	5	40	93	0	0	.685
Simmons, A.	.264	103	398	47	105	145	19	0	7	40	0	0	2	24	37	10	2	.673
Smith, K.	.251	67	191	21	48	75	12	0	5	20	0	1	3	16	37	2	0	.710
Stassi, M.	.071	20	42	3	3	3	0	0	0	2	0	2	0	5	15	0	0	.235
Thaiss, M.	.211	53	147	17	31	62	7	0	8	23	0	0	0	17	52	0	0	.714
Tovar, W.	.193	31	83	5	16	21	5	0	0	5	0	0	0	5	15	0	0	.492
Trout, M.	.291	134	470	110	137	303	27	2	45	104	0	4	16	110	120	11	2	*1.083
Upton, J.	.215	63	219	34	47	91	8	0	12	40	0	5	0	32	78	1	1	.724
Walsh, J.	.203	31	79	6	16	26	5	1	1	5	0	0	2	6	35	0	0	.605
Ward, T.	.190	20	42	4	8	14	3	0	1	2	0	0	0	6	23	0	0	.625
Wong, K.	.000	1	4	1	0	0	0	0	0	0	0	0	0	0	1	0	0	.000
Wong, K.	.000	1	4	1	0	0	0	0	0	0	0	0	0	0	1	0	0	.000
PITCHERS	.059	14	17	0	1	1	0	0	0	0	0	0	0	1	7	0	0	.470
TOTALS	.247	162	5542	769	1368	2338	268	21	220	734	4	42	67	586	1276	65	20	.746
OPP.	.254	162	5575	868	1417	2558	284	28	267	832	12	43	82	576	1404	99	35	.790

2019 ANGELS DESIGNATED HITTERS

PLAYER	AVG	G	AB	R	H	TB	2B	3B	HR	RBI	SH	SF	HP	BB	SO	SB	CS	OPS
Bour, J.	.000	3	6	0	0	0	0	0	0	0	0	0	0	1	4	0	0	.143
La Stella, T.	.250	3	12	2	3	10	1	0	2	2	0	0	0	1	0	0	0	1.141
Lucroy, J.	.077	3	13	0	1	0	0	0	0	0	0	0	0	1	0	0	0	.154
Ohtani, S.	.284	92	373	50	106	190	20	5	18	61	0	4	2	30	106	12	3	.847
Pujols, A.	.179	29	106	9	19	28	6	0	1	12	0	3	2	7	12	1	0	.501
Simmons, A.	.500	1	4	0	2	2	0	0	0	1	0	0	0	0	0	0	0	1.000
Smith, K.	.353	5	17	4	6	8	2	0	0	1	0	0	0	2	3	0	0	.892
Trout, M.	.220	12	41	13	9	14	2	0	1	3	0	0	2	13	7	1	0	.770
Upton, J.	.190	5	21	2	4	8	0	0	1	4	0	0	0	1	9	0	1	.608
Ward, T.	.250	2	8	0	2	3	1	0	0	0	0	0	0	1	3	0	0	.708
TOTALS	.253	152	601	81	152	264	33	5	23	84	0	7	7	55	146	14	4	.759

2019 ANGELS PITCHING

PITCHER	W	L	ERA	G	GS	CG	GF	SHO	SV	IP	H	R	ER	HR	HB	BB	IBB	SO	WP	BK	AVG	OPP
Allen, C.	0	2	6.26	25	0	0	13	0	4	23	24	16	16	9	0	20	0	29	3	0	.255	.255
Anderson, J.	3	0	5.55	54	0	0	7	0	1	47	42	32	29	6	1	32	0	60	4	0	.232	.232
Bard, L.	3	3	4.78	32	3	0	5	0	0	49	41	27	26	8	5	13	1	40	5	1	.228	.228
Barría, J.	4	10	6.42	19	13	0	1	0	0	82.2	92	61	59	24	2	27	0	75	1	0	.275	.275
Bredon, C.	3	3	3.23	59	7	0	5	0	1	61.1	48	30	22	7	3	22	0	64	9	0	.207	.207
Brettreck, T.	6	7	3.98	72	0	0	6	0	2	72.1	69	34	32	8	5	23	0	84	6	0	.247	.247
Cahill, T.	4	9	5.98	37	11	0	12	0	0	102.1	111	71	68	25	6	39	0	81	14	0	.273	.273
Canning, G.	5	6	4.58	18	17	0	1	0	0	90.1	80	46	46	14	8	30	0	96	9	1	.235	.235
Cole, T.	3	4	5.92	38	6	0	9	0	0	51.2	58	35	34	2	2	24	4	50	3	0	.286	.286
Curtiss, J.	0	0	3.86	1	0	0	1	0	0	2.1	2	1	1	0	0	3	0	1	0	0	.222	.222
Del Pozo, M.	1	1	10.61	17	0	0	1	0	0	9.1	10	11	11	3	0	8	0	11	0	0	.286	.286
Freeman, S.	0	0	4.50	1	0	0	0	0	0	2	3	1	1	0	2	0	0	0	0	0	.333	.333
García, L.	2	1	4.35	64	2	0	18	0	1	62	61	35	30	13	5	33	1	57	7	0	.257	.257
Harvey, M.	3	5	7.09	12	12	0	0	0	0	59.2	63	48	47	13	3	29	0	39	3	0	.275	.275
Heaney, A.	4	6	4.91	18	18	0	0	0	0	95.1	93	53	52	20	7	30	1	118	4	0	.251	.251
Jewell, J.	0	0	6.84	18	0	0	7	0	0	26.1	28	20	20	8	3	8	0	23	0	0	.275	.275
Mejía, A.	0	0	3.46	20	0	0	2	0	0	13	9	6	5	1	0	8	0	13	0	0	.184	.184
Middleton, K.	0	0	1.17	11	0	0	0	0	0	7.2	4	1	1	0	0	7	0	6	1	0	.154	.154
Peters, D.	4	4	5.38	17	12	0	1	0	0	72	85	50	43	18	5	26	1	55	1	2	.290	.290
Peña, F.	8	3	4.58	22	7	0	1	0	0	96.1	80	56	49	16	6	34	0	101	8	0	.219	.219
Ramírez, JC	0	0	4.50	5	0	0	3	0	0	8	8	4	4	1	1	1	0	4	1	0	.250	.250
Ramirez, N.	5	4	3.99	51	7	0	10	0	0	67.2	59	30	30	9	5	20	1	79	2	0	.232	.232
Ramsey, M.	0	0	0.00	1	0	0	1	0	0	1	0	0	0	0	0	0	0	1	0	0	.000	.000
Robles, H.	5	1	2.48	71	1	0	51	0	23	72.2	58	20	20	6	0	16	1	75	4	1	.221	.221
Rodríguez, J.	0	1	2.75	9	1	0	2	0	0	19.2	17	6	6	5	0	11	0	13	1	0	.233	.233
Sandoval, P.	0	4	5.03	10	9	0	0	0	0	39.1	35	22	22	6	1	19	0	42	4	1	.240	.240
Skaggs, T.	7	7	4.29	15	15	0	0	0	0	79.2	73	41	38	9	2	28	0	78	2	2	.242	.242
Stratton, C.	2	0	8.59	7	5	0	0	0	0	29.1	43	28	28	6	0	18	0	22	1	0	.344	.344
Suarez, J.	2	6	7.11	19	15	0	0	0	0	81	100	67	64	23	10	33	1	72	5	1	.304	.304
Tropeano, N.	0	1	9.88	3	1	0	0	0	0	13.2	18	15	15	6	2	6	0	10	0	0	.316	.316
Walsh, J.	0	0	1.80	5	0	0	5	0	0	5	3	1	1	0	0	6	0	5	0	0	.476	.476
TOTALS	72	90	5.12	162	162	0	162	0	32	1442.2	1417	868	820	267	82	576	11	1404	98	9	.254	.254
OPP.	90	72	4.41	162	162	0	158	4	36	1452.1	1368	769	711	220	67	586	29	1276	75	3	.247	.247

WIN STREAK: 6; April 5-10 LOSING STREAK: 8; July 31-Aug. 9

CLUB HISTORY



2020 ANGELS BATTING

PLAYER	AVG	G	AB	R	H	TB	2B	3B	HR	RBI	SH	SF	HP	BB	SO	SB	CS	OPS
Adell, J.	.161	38	124	9	20	33	4	0	3	7	0	0	1	7	55	0	1	.478
Barreto, F.	.118	6	17	0	2	2	0	0	0	2	0	0	1	0	8	1	0	.284
Bembboom, A.	.208	21	48	9	10	20	1	0	3	5	2	1	2	7	13	0	1	.744
Briceno, J.	.200	2	5	0	1	1	0	0	0	0	0	0	0	1	1	0	0	.533
Castro, J.	.192	18	52	5	10	20	4	0	2	6	0	0	0	10	23	0	0	.707
Fletcher, D.	.319	49	207	31	66	88	13	0	3	18	1	2	0	20	25	2	1	.801
Goodwin, B.	.242	30	95	12	23	44	7	1	4	17	0	1	1	12	35	1	0	.793
Hernandez, M.	.250	7	8	0	2	2	0	0	0	2	0	1	0	1	1	1	0	.550
Jones, J.	.429	3	7	2	3	3	0	0	0	1	0	0	0	0	2	0	0	.857
La Stella, T.	.273	28	99	15	27	47	8	0	4	14	1	1	1	15	7	1	0	.845
Ohtani, S.	.190	44	153	23	29	56	6	0	7	24	0	0	0	22	50	7	1	.657
Pujols, A.	.224	39	152	15	34	60	8	0	6	25	0	1	1	9	25	0	0	.665
Rendon, A.	.286	52	189	29	54	94	11	1	9	31	0	0	5	38	31	0	0	.916
Rengifo, L.	.156	33	90	12	14	18	1	0	1	3	2	0	0	14	26	3	1	.469
Simmons, A.	.297	30	118	19	35	42	7	0	0	10	0	0	1	8	16	2	0	.702
Soto, E.	.333	3	6	2	2	3	1	0	0	0	0	0	0	1	1	0	0	.929
Stassi, M.	.278	31	90	12	25	48	2	0	7	20	0	3	1	11	21	0	0	.886
Thaiss, M.	.143	8	21	3	3	6	0	0	1	1	0	0	0	4	8	0	0	.566
Trout, M.	.281	53	199	41	56	120	9	2	17	46	0	4	3	35	56	1	1	.993
Upton, J.	.204	42	147	20	30	62	5	0	9	22	0	1	7	11	43	0	2	.711
Walsh, J.	.293	32	99	19	29	64	4	2	9	26	0	3	1	5	15	0	0	.970
Ward, T.	.277	34	94	16	26	36	6	2	0	5	0	0	0	8	28	2	0	.716
PITCHERS	---	1	0	0	0	0	0	0	0	0	0	0	0	1	0	0	0	1.000
TOTALS	.248	60	2020	294	501	869	97	8	85	285	6	18	25	239	490	21	8	.762
OPP.	.245	60	2011	321	492	864	106	10	82	304	3	21	21	199	523	50	17	.746

2020 ANGELS DESIGNATED HITTERS

PLAYER	AVG	G	AB	R	H	TB	2B	3B	HR	RBI	SH	SF	HP	BB	SO	SB	CS	OPS
La Stella, T.	.000	3	7	0	0	0	0	0	0	0	0	0	0	0	0	0	0	.300
Ohtani, S.	.187	40	150	22	28	55	6	0	7	24	0	0	0	22	48	7	1	.657
Pujols, A.	.196	12	51	5	10	23	1	0	4	9	0	0	0	4	9	0	0	.706
Thaiss, M.	.000	2	5	0	0	0	0	0	0	0	0	0	0	2	1	0	0	.286
Trout, M.	.500	1	2	2	1	2	1	0	0	0	0	0	0	2	0	0	0	1.750
Upton, J.	.091	3	11	1	1	4	0	0	1	1	0	0	0	7	0	0	0	.455
Ward, T.	.000	1	1	0	0	0	0	0	0	0	0	0	0	0	0	0	0	.000
TOTALS	.176	60	227	30	40	84	8	0	12	34	0	0	0	33	65	7	1	.651

2020 ANGELS PITCHING

PITCHER	W	L	ERA	G	GS	CG	GF	SHO	SV	IP	H	R	ER	HR	HB	BB	IBB	SO	WP	BK	OPP	AVG
Andriese, M.	2	4	4.50	16	1	0	3	0	2	32.0	21	17	16	5	1	11	0	33	0	0	.184	
Bard, L.	0	0	6.75	6	0	0	3	0	0	5.1	7	4	4	2	0	0	0	7	0	1	.304	
Barnes, J.	0	2	5.50	18	0	0	5	0	0	18.0	19	13	11	1	2	4	0	24	0	0	.275	
Barria, J.	1	0	3.62	7	5	0	2	0	0	32.1	27	13	13	3	1	9	1	27	0	0	.223	
Bedrosian, C.	0	0	2.45	11	0	0	3	0	0	14.2	10	4	4	0	0	6	0	11	1	0	.196	
Bembboom, A.	0	0	0.00	1	0	0	1	0	0	1.0	0	0	0	0	0	1	0	0	0	0	.000	
Buchter, R.	2	0	4.50	30	0	0	1	0	0	6.0	5	4	3	2	0	6	0	8	1	0	.217	
Bundy, D.	6	3	3.29	11	11	1	0	0	0	65.2	51	27	24	5	4	17	1	72	2	0	.208	
Buttrey, T.	2	3	5.81	27	0	0	14	0	5	26.1	28	18	17	4	1	9	3	18	2	0	.283	
Canning, G.	2	3	3.99	11	11	0	0	0	0	56.1	54	29	25	8	1	23	0	56	5	0	.257	
Heaney, A.	4	3	4.46	12	12	0	0	0	0	66.2	63	35	33	9	2	19	1	70	2	0	.246	
Keller, K.	0	0	7.71	2	0	0	1	0	0	2.1	3	2	2	0	0	2	0	1	1	0	.273	
Mayers, M.	2	0	2.10	29	0	0	4	0	2	30.0	18	10	7	2	1	9	0	43	0	0	.162	
Middleton, K.	0	1	5.25	13	0	0	4	0	0	12.0	12	8	7	2	0	6	0	11	1	0	.273	
Milner, H.	0	0	8.10	19	0	0	4	0	0	13.1	13	12	12	5	1	6	0	13	0	0	.250	
Ohtani, S.	0	1	37.80	2	2	0	0	0	0	1.2	3	7	7	0	0	8	0	3	1	0	.375	
Peña, F.	3	0	4.05	25	0	0	5	0	2	26.2	27	12	12	2	1	8	0	29	3	0	.255	
Peters, D.	0	0	16.20	1	1	0	0	0	0	1.2	3	4	3	2	0	0	0	2	0	0	.333	
Quijada, J.	0	1	7.36	6	0	0	1	0	0	3.2	6	4	3	1	1	2	0	6	0	0	.375	
Ramirez, N.	1	0	3.00	21	0	0	3	0	0	21.0	15	7	7	2	1	9	2	14	1	0	.203	
Robles, H.	0	2	10.26	18	0	0	5	0	1	16.2	19	20	19	4	1	10	0	20	1	0	.284	
Rodriguez, J.	0	0	0.00	1	0	0	0	0	0	1.2	2	0	0	0	0	1	0	0	0	0	.286	
Sandoval, P.	1	5	5.65	9	6	0	0	0	0	36.2	37	26	23	10	0	12	0	33	2	0	.252	
Suarez, J.	0	2	38.57	2	2	0	0	0	0	2.1	10	10	10	1	1	5	0	2	1	0	.588	
Teheran, J.	0	4	10.05	10	9	0	0	0	0	31.1	39	35	35	12	2	16	0	20	1	0	.305	
TOTALS	26	34	5.09	60	60	1	59	2	12	525.1	492	321	297	82	21	199	8	523	25	1	.245	
OPP.	34	26	4.62	60	60	1	59	3	15	529.2	501	294	272	85	25	239	8	490	23	1	.248	

WIN STREAK: 5; Sept. 3-6 LOSING STREAK: 4; Aug. 12-16 & Aug. 18-21

CLUB HISTORY

CAREER BATTING LEADERS



AVERAGE ★

1. Vladimir Guerrero	.319
2. Rod Carew	.314
3. MIKE TROUT	.305
4. Garret Anderson	.296
5. Howie Kendrick	.292
6. Chone Figgins	.291
7. Wally Joyner	.286
8. Darin Erstad	.286
9. Tim Salmon	.282
10. Adam Kennedy	.280

EXTRA-BASE HITS

1. Garret Anderson	796
2. Tim Salmon	662
3. MIKE TROUT	627
4. Brian Downing	526
5. Albert Pujols	437
6. Darin Erstad	423
7. Jim Fregosi	404
8. Vladimir Guerrero	377
9. Bobby Grich	357
10. Howie Kendrick	357

STRIKEOUTS

1. Tim Salmon	1,360
2. MIKE TROUT	1,215
3. Garret Anderson	1,117
4. Kole Calhoun	862
5. Jim Fregosi	835
6. Darin Erstad	796
7. Troy Glaus	784
8. Howie Kendrick	761
9. Brian Downing	759
10. Bobby Grich	758

GAMES

1. Garret Anderson	2,013
2. Tim Salmon	1,672
3. Brian Downing	1,661
4. Jim Fregosi	1,429
5. Darin Erstad	1,320
6. MIKE TROUT	1,288
7. Bobby Grich	1,222
8. Erick Aybar	1,220
9. Albert Pujols	1,181
10. Gary DiSarcina	1,086
Dick Schofield	1,086

DOUBLES

1. Garret Anderson	489
2. Tim Salmon	339
3. Brian Downing	282
4. Darin Erstad	279
5. MIKE TROUT	268
6. Howie Kendrick	249
7. Erick Aybar	222
8. Jim Fregosi	219
9. Albert Pujols	214
10. Vladimir Guerrero	194

STOLEN BASES

1. Chone Figgins	280
2. MIKE TROUT	203
3. Gary Pettis	186
4. Luis Polonia	174
5. Darin Erstad	170
6. Erick Aybar	141
7. Sandy Alomar	139
8. Mickey Rivers	126
9. Adam Kennedy	123
Devon White	123

AT-BATS

1. Garret Anderson	7,989
2. Tim Salmon	5,934
3. Brian Downing	5,854
4. Darin Erstad	5,258
5. Jim Fregosi	5,244
6. MIKE TROUT	4,656
7. Albert Pujols	4,613
8. Erick Aybar	4,427
9. Howie Kendrick	4,117
10. Bobby Grich	4,100

TRIPLES

1. Jim Fregosi	70
2. Chone Figgins	53
3. MIKE TROUT	49
4. Erick Aybar	43
5. Garret Anderson	35
6. Adam Kennedy	32
Mickey Rivers	32
8. Darin Erstad	30
Howie Kendrick	30
10. Luis Polonia	27
Dick Schofield	27

ON-BASE PCT. ★

1. MIKE TROUT	.419
2. Rod Carew	.393
3. Tim Salmon	.385
4. Vladimir Guerrero	.381
5. Albie Pearson	.379
6. Brian Downing	.372
7. Bobby Grich	.370
8. Chili Davis	.365
9. Bobby Abreu	.364
10. Chone Figgins	.363

RUNS

1. Garret Anderson	1,024
2. Tim Salmon	986
3. MIKE TROUT	967
4. Brian Downing	889
5. Darin Erstad	818
6. Jim Fregosi	691
7. Bobby Grich	601
8. Chone Figgins	596
9. Erick Aybar	572
10. Albert Pujols	561

HOME RUNS

1. MIKE TROUT	310
2. Tim Salmon	299
3. Garret Anderson	272
4. Brian Downing	222
Albert Pujols	222
6. Troy Glaus	182
7. Vladimir Guerrero	173
8. Chili Davis	156
9. Bobby Grich	154
10. Don Baylor	141

SLUGGING PCT. ★

1. MIKE TROUT	.583
2. Vladimir Guerrero	.546
3. Tim Salmon	.498
4. Troy Glaus	.497
5. Garret Anderson	.469
6. Chili Davis	.464
7. Doug DeCinces	.463
8. Wally Joyner	.450
9. Don Baylor	.448
10. Albert Pujols	.447

HITS

1. Garret Anderson	2,368
2. Tim Salmon	1,674
3. Brian Downing	1,588
4. Darin Erstad	1,505
5. MIKE TROUT	1,419
6. Jim Fregosi	1,408
7. Erick Aybar	1,223
8. Howie Kendrick	1,204
9. Albert Pujols	1,180
10. Bobby Grich	1,103

RUNS BATTED IN

1. Garret Anderson	1,292
2. Tim Salmon	1,016
3. Brian Downing	846
4. MIKE TROUT	816
5. Albert Pujols	783
6. Darin Erstad	625
7. Chili Davis	618
8. Vladimir Guerrero	616
9. Bobby Grich	557
10. Jim Fregosi	546

OPS ★

1. MIKE TROUT	1.002
2. Vladimir Guerrero	.927
3. Tim Salmon	.884
4. Troy Glaus	.854
5. Chili Davis	.829
6. Brian Downing	.813
7. Bobby Grich	.806
8. Wally Joyner	.801
9. Doug DeCinces	.798
10. Garret Anderson	.796

TOTAL BASES

1. Garret Anderson	3,743
2. Tim Salmon	2,958
3. MIKE TROUT	2,715
4. Brian Downing	2,580
5. Darin Erstad	2,186
6. Jim Fregosi	2,112
7. Albert Pujols	2,062
8. Bobby Grich	1,788
9. Vladimir Guerrero	1,767
10. Howie Kendrick	1,747

BASES ON BALLS

1. Tim Salmon	970
2. Brian Downing	866
3. MIKE TROUT	865
3. Bobby Grich	630
5. Jim Fregosi	558
6. Chili Davis	493
7. Troy Glaus	470
8. Darin Erstad	419
9. Chone Figgins	412
10. Rod Carew	405

All Caps/**BOLD** — Current Angel

★ Based on 3,000-or-more plate appearances



HIGHEST AVERAGE

(Based on 502 plate appearances)

1. Darin Erstad	.355	2000
2. Rod Carew	.339	1983
3. Vladimir Guerrero	.337	2004
4. Rod Carew	.331	1980
5. Chone Figgins	.330	2007
Tim Salmon	.330	1995
7. Vladimir Guerrero	.329	2006
Alex Johnson	.329	1970★
9. MIKE TROUT	.326	2012
Brian Downing	.326	1979

GAMES

1. Don Baylor	162	1979★
Sandy Alomar	162	1971★
Sandy Alomar	162	1970★
Jim Fregosi	162	1966
Bobby Knoop	162	1964
6. Garret Anderson	161	2001
Troy Glaus	161	2001
Mo Vaughn	161	2000
Jim Fregosi	161	1969
Bobby Knoop	161	1966
Jim Fregosi	161	1965

AT-BATS

1. Sandy Alomar	689	1971★
2. Darin Erstad	676	2000★
3. Garret Anderson	672	2001
Sandy Alomar	672	1970
5. Billy Moran	659	1962
6. Carney Lansford	654	1979
7. Garret Anderson	647	2000
8. Chone Figgins	642	2005
9. Devon White	639	1987
10. Orlando Cabrera	638	2007
Garret Anderson	638	2003
Garret Anderson	638	2002

RUNS

1. MIKE TROUT	129	2012★
2. Vladimir Guerrero	124	2004★
3. MIKE TROUT	123	2016★
4. Darin Erstad	121	2000
5. Troy Glaus	120	2000
Jim Edmonds	120	1995
Don Baylor	120	1979★
8. Tony Phillips	119	1995
9. MIKE TROUT	115	2014★
Jim Edmonds	115	1998
Albie Pearson	115	1962★

HITS

1. Darin Erstad	240	2000★
2. Vladimir Guerrero	206	2004
3. Alex Johnson	202	1970
4. Garret Anderson	201	2003
5. Vladimir Guerrero	200	2006
6. Garret Anderson	195	2002
7. Garret Anderson	194	2001
8. Orlando Cabrera	192	2007
9. MIKE TROUT	190	2013
10. Garret Anderson	189	1997

TOTAL BASES

1. Vladimir Guerrero	366	2004★
Darin Erstad	366	2000
3. Garret Anderson	345	2003
4. Garret Anderson	344	2002
5. Troy Glaus	340	2000
6. MIKE TROUT	339	2015
7. MIKE TROUT	338	2014★
8. Garret Anderson	336	2000
9. Vladimir Guerrero	335	2006
10. Don Baylor	333	1979

EXTRA-BASE HITS

1. Garret Anderson	88	2002
2. Troy Glaus	85	2000
3. MIKE TROUT	84	2014
4. Garret Anderson	82	2003
5. Troy Glaus	81	2001
6. SHOHEI OHTANI	80	2021
Albert Pujols	80	2012
Vladimir Guerrero	80	2004
9. MIKE TROUT	79	2015
Kendrys Morales	79	2009

DOUBLES

1. Garret Anderson	56	2002★
2. Albert Pujols	50	2012
3. Garret Anderson	49	2003★
4. Vladimir Guerrero	45	2007
Orlando Cabrera	45	2006
6. Kendrys Morales	43	2009
7. Jim Edmonds	42	1998
Johnny Ray	42	1988
Doug DeCinces	42	1982
10. Garret Anderson	41	1998
Howie Kendrick	41	2010
Bobby Abreu	41	2010

TRIPLES

1. Chone Figgins	17	2004
2. Devon White	13	1989
Mickey Rivers	13	1975★
Jim Fregosi	13	1968★
5. Jim Fregosi	12	1963
6. Peter Bourjos	11	2011
Adam Kennedy	11	2000
Mickey Rivers	11	1974★
Bobby Knoop	11	1966★
10. Chone Figgins	10	2005
Jerry Remy	10	1977

HOME RUNS

1. Troy Glaus	47	2000★
2. SHOHEI OHTANI	46	2021
3. MIKE TROUT	45	2019
4. MIKE TROUT	41	2015
Troy Glaus	41	2001
6. Albert Pujols	40	2015
7. MIKE TROUT	39	2018
Vladimir Guerrero	39	2004
Reggie Jackson	39	1982★
10. Bobby Bonds	37	1977
Leon Wagner	37	1962

★ = led or tied for league lead



CLUB HISTORY

SINGLE SEASON BATTING



RUNS BATTED IN

1. Don Baylor	139	1979★
2. Tim Salmon	129	1997
3. Vladimir Guerrero	126	2004
4. Vladimir Guerrero	125	2007
5. Garret Anderson	123	2002
Garret Anderson	123	2001
7. Albert Pujols	119	2016
8. Garret Anderson	117	2000
Mo Vaughn	117	2000
Wally Joyner	117	1987

BASES ON BALLS

1. MIKE TROUT	122	2018★
2. MIKE TROUT	116	2016★
3. Tony Phillips	113	1995
4. Troy Glaus	112	2000
5. MIKE TROUT	110	2013★
MIKE TROUT	110	2019
7. Troy Glaus	107	2001
8. Brian Downing	106	1987★
9. Tim Salmon	104	2000
10. Chone Figgins	101	2009★

STRIKEOUTS

1. SHOHEI OHTANI	189	2021
2. MIKE TROUT	184	2014★
Mark Trumbo	184	2013
4. Mo Vaughn	181	2000★
5. JUSTIN UPTON	176	2018
6. Kole Calhoun	164	2015
7. Troy Glaus	163	2000
8. Kole Calhoun	162	2019
9. MIKE TROUT	158	2015
Josh Hamilton	158	2013
Troy Glaus	158	2001

STOLEN BASES

1. Mickey Rivers	70	1975★
2. Chone Figgins	62	2005★
3. Gary Pettis	56	1985
4. Luis Polonia	55	1993
5. Chone Figgins	52	2006
6. Luis Polonia	51	1992
7. Gary Pettis	50	1986
8. MIKE TROUT	49	2012★
9. Chad Curtis	48	1993
Luis Polonia	48	1991
Gary Pettis	48	1984

SACRIFICE HITS

1. Tim Foli	26	1982★
2. Bob Boone	23	1982
3. Luis Sojo	19	1991★
Bobby Grich	19	1978
Jerry Remy	19	1977
6. David Eckstein	16	2001★
Gary DiSarcina	16	1996
Bob Boone	16	1985
Juan Beniquez	16	1982
Rod Carew	16	1982

SACRIFICE FLIES

1. Dan Ford	13	1979★
2. Johnny Ray	12	1989
Wally Joyner	12	1986★
Doug DeCinces	12	1984
Don Baylor	12	1979★
Don Baylor	12	1978★
7. Orlando Cabrera	11	2007★
Orlando Cabrera	11	2006★
Tim Salmon	11	1997
Carney Lansford	11	1980

HIT BY PITCH

1. David Eckstein	27	2002★
2. David Eckstein	21	2001★
3. Martin Maldonado	18	2017
Don Baylor	18	1978★
Rick Reichardt	18	1968
6. Brian Downing	17	1987
Brian Downing	17	1986
8. MIKE TROUT	16	2019
9. Jose Guillen	15	2004
David Eckstein	15	2003
Brad Fullmer	15	2002

ON-BASE PCT.

(Based on 502 plate appearances)

1. MIKE TROUT	.460	2018★
2. MIKE TROUT	.442	2017★
3. MIKE TROUT	.441	2016★
4. MIKE TROUT	.438	2019★
5. MIKE TROUT	.432	2013
6. Tim Salmon	.429	1995
Chili Davis	.429	1995
8. Albie Pearson	.420	1961
9. Brian Downing	.418	1979
10. Chili Davis	.410	1994
Tim Salmon	.410	1998

SLUGGING PCT. ★★

1. MIKE TROUT	.645	2019★
2. MIKE TROUT	.629	2017★
3. MIKE TROUT	.628	2018★
4. Troy Glaus	.604	2000
5. MIKE TROUT	.603	2020
6. Vladimir Guerrero	.598	2004
7. Tim Salmon	.594	1995
8. SHOHEI OHTANI	.594	2021
9. MIKE TROUT	.590	2015★
10. Kendrys Morales	.569	2009

OPS ★★

1. MIKE TROUT	1.088	2018★
2. MIKE TROUT	1.083	2019★
3. MIKE TROUT	1.071	2017★
4. Tim Salmon	1.024	1995
5. Troy Glaus	1.008	2000
6. MIKE TROUT	.993	2020
7. MIKE TROUT	.991	2016
MIKE TROUT	.991	2015★
9. Vladimir Guerrero	.989	2004
10. MIKE TROUT	.988	2013

All CAPS/**BOLD** — Current Angel

★ = led or tied for league lead

★★ Based on 3.1 plate appearances multiplied by games played by Angels



HIGHEST AVERAGE

(Based on 502 plate appearances)

1. MIKE TROUT	.326	2012
2. Reggie Willits	.293	2007
3. Wally Joyner	.290	1986
4. David Eckstein	.287	2001
5. Lee Thomas	.284	1961
Tim Salmon	.283	1993

GAMES

1. Bobby Knoop	162	1964
2. Devon White	159	1987
3. Gary DiSarcina	157	1992
4. Adam Kennedy	156	2000
5. Paul Schaal	155	1965
Bob Rodgers	155	1962

AT-BATS

1. Devon White	639	1987
2. Adam Kennedy	598	2000
3. Wally Joyner	593	1986
4. David Eckstein	579	2001
5. Jerry Remy	569	1975

RUNS

1. MIKE TROUT	129	2012
2. Devon White	103	1987
3. Tim Salmon	93	1993
4. David Eckstein	82	2001
Adam Kennedy	82	2000
Wally Joyner	82	1986
Jerry Remy	82	1975

HITS

1. MIKE TROUT	182	2012
2. Wally Joyner	172	1986
3. Devon White	168	1987
4. David Eckstein	166	2001
5. Adam Kennedy	159	2000

TOTAL BASES

1. MIKE TROUT	315	2012
2. Devon White	283	1987
3. Tim Salmon	276	1993
4. Wally Joyner	271	1986
5. Mark Trumbo	257	2011

EXTRA-BASE HITS

1. Tim Salmon	67	1993
2. MIKE TROUT	65	2012
3. Devon White	62	1987
4. Mark Trumbo	61	2011
5. Ken Hunt	57	1961

DOUBLES

1. Tim Salmon	35	1993
2. Bob Rodgers	34	1962
3. Adam Kennedy	33	2000
Devon White	33	1987
5. Mark Trumbo	31	2011

TRIPLES

1. Adam Kennedy	11	2000
2. MIKE TROUT	8	2012
3. Gary Pettis	6	1984
Bob Rodgers	6	1962
5. 4 PLAYERS TIED	5	

HOME RUNS

1. Tim Salmon	31	1993
2. MIKE TROUT	30	2012
3. Mark Trumbo	29	2011
4. Ken Hunt	25	1961
5. Devon White	24	1987
Lee Thomas	24	1961

RUNS BATTED IN

1. Wally Joyner	100	1986
2. Tim Salmon	95	1993
3. Mark Trumbo	87	2011
Devon White	87	1987
5. Ken Hunt	84	1961

ON-BASE PCT

(Based on 502 plate appearances)

1. MIKE TROUT	.399	2012
2. Reggie Willits	.391	2007
3. Tim Salmon	.382	1993
4. David Eckstein	.355	2001
5. Lee Thomas	.353	1961

SLUGGING PCT

(Based on 502 plate appearances)

1. MIKE TROUT	.564	2012
2. Tim Salmon	.536	1993
3. Lee Thomas	.491	1961
4. Ken Hunt	.454	1961
5. Mark Trumbo	.477	2011

OPS

(Based on 502 plate appearances)

1. MIKE TROUT	.963	2012
2. Tim Salmon	.918	1993
3. Lee Thomas	.844	1961
4. Ken Hunt	.810	1961
5. Wally Joyner	.805	1986

BASES ON BALLS

1. Tim Salmon	82	1993
2. Reggie Willits	69	2007
3. MIKE TROUT	67	2012
4. Willie Aikens	61	1979
Paul Schaal	61	1965

STRIKEOUTS

1. MIKE TROUT	139	2012
2. Tim Salmon	135	1993
Devon White	135	1987
4. Mark Trumbo	120	2011
Ken Hunt	120	1961

STOLEN BASES

1. MIKE TROUT	49	2012
2. Gary Pettis	48	1984
3. Chad Curtis	43	1992
4. Jose Cardenal	37	1965
5. Jerry Remy	34	1975

SACRIFICE HITS

1. David Eckstein	16	2001
2. Mark McLemore	15	1987
3. Devon White	14	1987
4. Steve Lubratich	13	1983
Dick Schofield	13	1984

SACRIFICE FLIES

1. Wally Joyner	12	1986
2. Tim Salmon	8	1993
Bob Rodgers	8	1962
4. J.B. Shuck	7	2013
MIKE TROUT	7	2012
Bengie Molina	7	2000
Carney Lansford	7	1978

HIT BY PITCH

1. David Eckstein	21	2001
2. Rick Reichardt	13	1966
3. Charlie Dees	8	1963
4. Gary DiSarcina	7	1992
Ron Jackson	7	1976
Dave Chalk	7	1974

GAMES BY POSITION

1B Wally Joyner	152	1986
2B Bobby Knoop	161	1964
SS Gary DiSarcina	157	1992
3B Paul Schaal	153	1965
OF Devon White	159	1987
OF Tim Salmon	140	1993
OF MIKE TROUT	139	2012
C Bob Rodgers	150	1962
DH SHOHEI OHTANI	82	2018

ROOKIE ALL-STARS

OF MIKE TROUT	2012
1B Wally Joyner	1986★
SS Dave Chalk	1974

All CAPS/BOLD — Current Angel

★ Indicates starter



President Ronald Reagan

CLUB HISTORY

YEARLY LEADERS BATTING



* Based on 502 plate appearances ** Based on 3.1 plate appearances multiplied by games played by Angels
 # Led or tied for league **Bold face indicates club record**

Year	Average★	Games	At Bats	Runs	Hits	Total Bases
1961	Pearson (.288)	Hunt (149)	Hunt (479)	Pearson (92)	L. Thomas (129)	Wagner (232)
1962	L. Thomas (.290)	4 with (160)	Moran (659)	Pearson# (115)	Moran (186)	Wagner (306)
1963	Pearson (.304)	Fregosi, Pearson (154)	Moran (597)	Pearson (92)	Pearson (176)	Wagner (251)
1964	Fregosi (.277)	Knoop (162)	Rodgers (514)	Fregosi (86)	Fregosi (140)	Fregosi (234)
1965	Fregosi (.277)	Fregosi (161)	Fregosi (602)	Fregosi (66)	Fregosi (167)	Fregosi (245)
1966	Cardenal (.276)	Fregosi (162)	Fregosi (611)	Fregosi (78)	Cardenal (155)	Fregosi (239)
1967	Fregosi (.290)	Knoop (159)	Fregosi (590)	Mincher (81)	Fregosi (171)	Mincher (237)
1968	Reichardt (.255)	Fregosi (159)	Fregosi (614)	Fregosi (77)	Fregosi (150)	Reichardt (225)
1969	Johnstone (.270)	Fregosi (161)	Fregosi (580)	Fregosi (78)	Alomar (153)	Fregosi (221)
1970	Johnson# (.329)	Alomar# (162)	Alomar (672)	Fregosi (95)	Johnson (202)	Johnson (282)
1971	Alomar (.260)	Alomar# (162)	Alomar# (689)	Alomar (77)	Alomar (179)	McMullen (234)
1972	Pinson (.275)	Alomar (155)	Alomar (610)	Alomar (65)	Oliver (154)	Oliver (222)
1973	Robinson (.266)	Oliver (151)	Oliver (544)	Robinson (85)	Oliver (144)	Robinson (261)
1974	Rivers (.285)	Doyle (147)	Doyle (511)	Robinson (75)	Rivers, Doyle (133)	Robinson (197)
1975	Rivers (.284)	Rivers (155)	Rivers (616)	Remy (82)	Rivers (175)	Rivers (221)
1976	Remy (.263)	Bochte (146)	Remy (502)	Remy (64)	Remy (132)	Remy (152)
1977	Chalk (.277)	Bonds (158)	Bonds (592)	Bonds (103)	Bonds (156)	Bonds (308)
1978	Bostock (.296)	Baylor (158)	Baylor (591)	Baylor (103)	Bostock (168)	Baylor (279)
1979	Downing (.326)	Baylor# (162)	Lansford (654)	Baylor# (120)	Lansford (188)	Baylor (333)
1980	Carew (.331)	Lansford (151)	Lansford (602)	Lansford (87)	Carew (79)	Carew (236)
1981	Carew★★ (.305)	Burleson# (109)	Burleson (430)	Carew (57)	Burleson (126)	Grich (191)
1982	Carew (.319)	Downing (158)	Downing (623)	Downing (109)	Downing (175)	DeCinces (315)
1983	Carew (.339)	Boone (142)	Carew (472)	Downing (68)	Carew (160)	Lynn (211)
1984	Downing (.275)	Downing (156)	DeCinces (547)	Lynn (84)	Downing (148)	Downing (249)
1985	Carew (.280)	Boone, Downing (150)	Downing (520)	Downing (80)	Downing (137)	Jackson (224)
1986	Joyner (.290)	Joyner, Pettis (154)	Joyner (593)	Pettis (93)	Joyner (172)	Joyner (271)
1987	Joyner (.285)	White (159)	White (639)	Downing (110)	White (168)	Joyner (298)
1988	Ray (.306)	C. Davis, Joyner (158)	Ray (602)	C. Davis, Joyner (81)	Ray (184)	C. Davis (259)
1989	Ray (.289)	Joyner (159)	White (636)	White (86)	Joyner (167)	Joyner (249)
1990	Parrish (.268)	Parrish (133)	Parrish (470)	Winfield (70)	Polonia (135)	Winfield (215)
1991	Joyner (.301)	Gaetti (152)	Polonia (604)	Polonia (92)	Polonia (179)	Joyner (269)
1992	Polonia (.286)	DiSarcina (157)	Polonia (577)	Polonia (83)	Polonia (165)	Polonia (190)

Year	Average★	Games	At Bats	Runs	Hits	Total Bases
1993	Curtis (.285)	Davis (153)	Curtis (583)	Curtis (94)	Curtis (166)	Salmon (276)
1994	Davis★ (.311)	Curtis (114)	Curtis (453)	Davis (72)	Davis (122)	Davis (220)
1995	Salmon (.330)	Salmon, Snow (143)	Edmonds (558)	Edmonds (120)	Salmon (177)	Salmon (319)
1996	Davis (.292)	Salmon (156)	Anderson (607)	Salmon (90)	Anderson (173)	Salmon (291)
1997	Anderson (.303)	Salmon (157)	Anderson (624)	Hollins (101)	Anderson (189)	Salmon (301)
1998	Edmonds (.307)	DiSarcina (157)	Anderson (622)	Edmonds (115)	Edmonds (184)	Edmonds (303)
1999	Anderson (.303)	Anderson (157)	Anderson (620)	Anderson (88)	Anderson (188)	Anderson (291)
2000	Erstad (.355)	Vaughn (161)	Erstad# (676)	Erstad (121)	Erstad# (240)	Erstad (366)
2001	Anderson (.289)	Anderson, Glaus (161)	Anderson (672)	Glaus (100)	Anderson (194)	Anderson (321)
2002	Kennedy (.312)	Anderson (158)	Anderson (638)	Eckstein (107)	Anderson (195)	Anderson (344)
2003	Anderson (.315)	Anderson (159)	Anderson (638)	Anderson (80)	Anderson (201)	Anderson (345)
2004	Guerrero (.337)	Guerrero (156)	Guerrero (612)	Guerrero# (124)	Guerrero (206)	Guerrero# (366)
2005	Guerrero (.317)	Figgins (158)	Figgins (642)	Figgins (113)	Figgins (186)	Guerrero (294)
2006	Guerrero (.329)	Guerrero (156)	Figgins, Cabrera (607)	Cabrera (95)	Guerrero (200)	Guerrero (335)
2007	Figgins (.330)	Cabrera (155)	Cabrera (638)	Cabrera (101)	Cabrera (192)	Guerrero (314)
2008	Guerrero (.303)	Hunter (146)	Anderson (557)	Hunter, Guerrero (85)	Guerrero (164)	Guerrero (282)
2009	Aybar (.312)	Figgins (158)	Figgins (615)	Figgins (114)	Figgins (183)	Morales (322)
2010	Hunter (.281)	Kendrick (158)	Kendrick (616)	Abreu (88)	Kendrick (172)	Hunter (266)
2011	Callaspo (.288)	Hunter (156)	Hunter (580)	Kendrick (86)	Aybar (155)	Trumbo (257)
2012	Trout (.326)	Pujols (154)	Pujols (607)	Trout# (129)	Trout (182)	Trout (315)
2013	Trout (.323)	Trumbo (159)	Trumbo (620)	Trout# (109)	Trout (190)	Trout (328)
2014	Kendrick (.293)	Pujols (159)	Pujols 633	Trout# 115	Kendrick (181)	Trout (338)
2015	Tout (.299)	Calhoun, Trout (159)	Calhoun (630)	Trout (104)	Trout (172)	Trout (339)
2016	Trout (.315)	Trout (159)	Calhoun (594)	Trout# (123)	Trout (173)	Trout (302)
2017	Trout (.306)	Simmons (158)	Pujols (593)	Trout (92)	Simmons (164)	Trout (253)
2018	Trout (.312)	Simmons (146)	Simmons (554)	Trout (101)	Simmons (162)	Trout (296)
2019	Trout (.291)	Fletcher (154)	Fletcher (596)	Trout (110)	Fletcher (173)	Trout (303)
2020	Fletcher★ (.319)	Trout (53)	Fletcher (207)	Trout (41)	Fletcher (66)	Trout (120)
2021	Walsh (.277)	Ohtani (158)	Fletcher (626)	Ohtani (103)	Fletcher (164)	Trout (318)

CLUB HISTORY



Year	Doubles	Triples	Home Runs	RBI	SB	SF
1961	Hunt (29)	L. Thomas (5)	Wagner (28)	Hunt (84)	Pearson (11)	Wagner (7)
1962	Rodgers (34)	Pearson, Rodgers (6)	Wagner (37)	Wagner (107)	Pearson (15)	Rodgers (8)
1963	Torres (32)	Fregosi (12)	Wagner (26)	Wagner (90)	Pearson (17)	Moran, Wagner (7)
1964	Fregosi, Clinton (22)	Fregosi (9)	Adcock (21)	Fregosi (72)	Fregosi (8)	Rodgers (7)
1965	Knoop (24)	W. Smith (9)	Fregosi (15)	Fregosi (64)	Cardenal (37)	Fregosi, Rodgers (8)
1966	Fregosi (32)	Knoop# (11)	Adcock (18)	Knoop (72)	Cardenal (24)	Knoop# (7)
1967	Fregosi, Mincher (23)	Fregosi (6)	Mincher (25)	Mincher (76)	Cardenal (10)	Rodgers, Schaal (4)
1968	Fregosi (21)	Fregosi# (13)	Reichardt (21)	Reichardt (73)	Davalillo (17)	Repoz# (8)
1969	Fregosi (22)	Fregosi (6)	Reichardt (13)	Reichardt (68)	Alomar (18)	Reichardt, Rodriguez (7)
1970	Fregosi (33)	Johnson, Repoz (6)	Fregosi (22)	Johnson (86)	Alomar (35)	Voss (5)
1971	Alomar (24)	Alomar (3)	McMullen (21)	McMullen (68)	Alomar (39)	Spencer (5)
1972	Pinson (24)	Oliver (5)	Oliver (20)	Oliver (76)	Alomar (20)	Oliver (5)
1973	Robinson (29)	Pinson (6)	Robinson (30)	Robinson (97)	Alomar (25)	Pinson (7)
1974	Robinson (26)	Rivers# (11)	Robinson (20)	Robinson (63)	Rivers (30)	Valentine, Llenas (7)
1975	Chalk (24)	Rivers# (13)	Stanton (14)	Stanton (82)	Rivers# (70)	Chalk (9)
1976	Jackson (18)	5 with (3)	Bonds (10)	Bonds (54)	Remy (35)	3 tied (5)
1977	Bonds, Chalk (27)	Remy (10)	Bonds (37)	Bonds (115)	Bonds, Remy (41)	Bonds (10)
1978	Rudi (17)	Jackson (6)	Baylor (34)	Baylor (99)	Baylor (22)	Baylor# (12)
1979	Baylor (33)	4 tied (5)	Baylor (36)	Baylor# (139)	Baylor (22)	Ford# (13)
1980	Carew (34)	Carew (7)	Thompson (17)	Lansford (17)	Carew (23)	Lansford# (11)
1981	Baylor (18)	Hobson (4)	Grich# (22)	Baylor (66)	Carew (16)	Baylor (6)
1982	DeCinces (42)	3 tied (5)	Jackson# (39)	Jackson (101)	Baylor, Carew (10)	DeCinces (9)
1983	Carew (24)	4 tied (3)	Lynn (22)	Lynn (74)	Pettis (8)	DeCinces (8)
1984	Downing, Lynn (28)	Pettis (6)	Jackson (25)	Downing (91)	Pettis (48)	DeCinces (12)
1985	Jackson (27)	Pettis (8)	Jackson (27)	Downing, Jackson (85)	Pettis (56)	DeCinces (7)
1986	Downing, Joyner (27)	Schofield (6)	DeCinces (26)	Joyner (100)	Pettis (50)	Joyner (12)
1987	Joyner, White (33)	Howell, White (5)	Joyner (34)	Joyner (117)	White (32)	Joyner (10)
1988	Ray (42)	Ray (7)	Downing (25)	C. Davis (20)	Schofield (20)	C. Davis (10)
1989	Joyner (30)	White (13)	Davis (22)	Davis (90)	White (44)	Ray (12)
1990	Ray (23)	Polonia (9)	Parrish (24)	Winfield (78)	White (21)	Winfield (7)
1991	Joyner (34)	Polonia (8)	Winfield (28)	Joyner (96)	Polonia (48)	Winfield (6)
1992	Felix (22)	Felix (5)	Gaetti (12)	Felix (72)	Polonia (51)	Felix (9)



Year	Doubles	Triples	Home Runs	RBI	SB	SF
1993	Salmon (35)	Polonia (6)	Salmon (31)	Davis (112)	Polonia (55)	Salmon (8)
1994	Curtis (23)	Curtis (4)	Davis (26)	Davis (84)	Curtis (25)	Davis (6)
1995	Salmon (34)	DiSarcina (6)	Salmon (34)	Edmonds (107)	Phillips, Hudler (13)	Davis (9)
1996	Anderson (33)	DiSarcina, Salmon (4)	Salmon (30)	Salmon (98)	Hudler (14)	Davis (6)
1997	Anderson (36)	Alicea (7)	Salmon (33)	Salmon (129)	Erstad (23)	Salmon (11)
1998	Edmonds (42)	Anderson (7)	Salmon (26)	Edmonds (91)	Erstad (20)	Salmon (10)
1999	Anderson (36)	Erstad (5)	Vaughn (33)	Vaughn (108)	Erstad, Velarde (13)	Anderson, Salmon (6)
2000	Anderson (40)	Kennedy (11)	Glaus# (47)	Anderson, Vaughn (117)	Erstad (28)	Anderson (9)
2001	Anderson (39)	Gil, Spiezo (4)	Glaus (41)	Anderson (123)	Eckstein (29)	Kennedy (9)
2002	Anderson# (56)	3 tied (6)	Glaus (30)	Anderson (123)	Erstad (23)	Anderson (10)
2003	Anderson# (49)	Spiezo (7)	Anderson (29)	Anderson (116)	Kennedy (22)	Spiezo (7)
2004	Guerrero (39)	Figgins (17)	Guerrero (39)	Guerrero (126)	Figgins (34)	Guerrero (8)
2005	Anderson (34)	Figgins (10)	Guerrero (32)	Guerrero (108)	Figgins# (62)	B. Molina (6)
2006	Cabrera (45)	Figgins (8)	Guerrero (33)	Guerrero (116)	Figgins (52)	Cabrera# (11)
2007	Guerrero (45)	Figgins (6)	Guerrero (27)	Guerrero (125)	Figgins (41)	Cabrera (11)
2008	Hunter (37)	Aybar (5)	Guerrero (27)	Guerrero (91)	Figgins (34)	Rivera (8)
2009	Morales (43)	Aybar (9)	Morales (34)	Morales (108)	Figgins (42)	Abreu (9)
2010	Abreu, Kendrick (41)	3 tied (4)	Napoli (26)	Hunter (90)	Abreu (24)	Abreu, Kendrick (5)
2011	Izturis (35)	Bourjos (11)	Trumbo (29)	Trumbo (87)	Aybar (30)	Trumbo, Izturis (4)
2012	Pujols (50)	Trout (8)	Trumbo (32)	Pujols (105)	Trout# (49)	Trout (7)
2013	Trout (39)	Trout (9)	Trumbo (34)	Trumbo (100)	Trout (33)	Hamilton (9)
2014	Trout (39)	Trout (9)	Trout (36)	Trout# (111)	Trout, Aybar (16)	Trout
2015	Trout (32)	Trout (6)	Trout (41)	Pujols (95)	Aybar (15)	Giavotella (6)
2016	Calhoun (35)	Calhoun, Trout (5)	Pujols (31)	Pujols (119)	Trout (30)	Pujols (6)
2017	Simmons (38)	Trout (3)	Trout (33)	Pujols (101)	Maybin (29)	Simmons (8)
2018	Simmons (26)	Simmons (5)	Trout (39)	Upton (85)	Trout (24)	Calhoun, Upton (8)
2019	Fletcher (30)	Ohtani (5)	Trout (45)	Trout (104)	Ohtani (12)	Pujols (8)
2020	Fletcher (13)	3 tied (2)	Trout (17)	Trout (46)	Ohtani (7)	Trout (4)
2021	Walsh (34)	Ohtani (8)	Ohtani (46)	Ohtani (100)	Ohtani (26)	3 tied (3)

CLUB HISTORY

CLUB BATTING STATS BY YEAR



	AVG	AB	R	H	2B	3B	HR	RBI	SH	SF	SB	CS
1961	.245	5424	744	1331	218	22	189	700	80	37	37	28
1962	.250	5499	718	1377	232	35	137	667	82	43	46	27
1963	.250	5506	597	1378	208	38	95	551	84	46	43	30
1964	.243	5332	544	1297	186	27	102	508	78	37	49	39
1965	.239	5354	527	1279	200	36	97	486	93	44	107	57
1966	.232	5360	604	1244	179	54	122	562	69	46	80	54
1967	.238	5307	567	1265	170	37	114	524	88	23	40	36
1968	.227	5331	498	1209	170	33	83	453	75	37	62	50
1969	.225	5416	528	1221	151	29	88	480	75	41	54	39
1970	.251	5532	631	1391	197	40	114	597	69	37	69	27
1971	.231	5495	511	1271	213	18	96	477	83	31	72	34
1972	.242	5165	454	1249	171	26	78	420	66	25	57	37
1973	.253	5505	629	1395	183	29	93	595	60	45	59	47
1974	.254	5401	618	1372	203	31	95	550	82	48	119	79
1975	.246	5377	628	1324	195	41	55	572	97	47	220★	108
1976	.235	5385	550	1265	210	23	63	511	92	48	126	80
1977	.255	5410	675	1380	233	40	131	636	74	51	159	89
1978	.259	5472	691	1417	226	28	108	646	72	56	86	69
1979	.282	5550	866★	1563	242	43	164	808★	79	56	100	52
1980	.265	5443	698	1442	236	32	106	655	75	44	91	63
1981	.256	3688	476	944	134	16	97	439	51	30	44	33
1982	.274	5532	814	1518	268	26	186	760	114★	56★	55	53
1983	.260	5640	722	1467	241	22	154	682	68	46	41	39
1984	.249	5470	696	1363	211	30	150	649	65	46	80	51
1985	.251	5442	732	1364	215	31	153	685	99	35	106	51
1986	.255	5433	786	1387	236	36	167	743	91★	61★	109	42
1987	.252	5570	770	1406	257	26	172	709	70	36	125	44
1988	.261	5582	714	1458	258	31	124	660	63	52	86	52
1989	.256	5543	669	1421	207	37	145★	623	54	46	89	40
1990	.260	5570	690	1448	237	27	147	646	58	45	68	43★
1991	.255	5470	653	1396	245	29	115	607	63	31	94	56
1992	.243	5364	579	1306	202	20	88	537	56	40	160	101
1993	.260	5391	684	1399	259	24	114	644	50	46	169	100★
1994	.264	3943	543	1042	178	16	120	518	42	29	65	54
1995	.277	5019	801	1390	252	25	186	761	33	38	57	39
1996	.276	5686	762	1571	256	24	192	727	45	33	53	39
1997	.272	5628	829	1531	279	25	161	775	40	57	126	72
1998	.272	5630	787	1530	314	27	147	739	49	41	93	45
1999	.256	5494	711	1404	248	22	158	673	41	42	71	45
2000	.280	5628	864	1574	309	34	236	837	47	43	93	52
2001	.261	5551	691	1447	275	26	158	662	46	53	116	52
2002	.282★	5678★	851	1603★	333	32	152	811	49★	64	117	51
2003	.268	5487	736	1473	276	33	150	687	50	50	129	61
2004	.282★	5675	836	1603	272	37	162	783	56	41	143★	46
2005	.270	5624	761	1520	278	30	147	726	43	39	161★	57
2006	.274	5609	766	1539	309	29	159	737	31	53	148★	57
2007	.284	5554	822	1578	324	23	123	776	32	65	139	55
2008	.268	5540	765	1486	274	25	159	721	32	50	129	48
2009	.285★	5622	883	1604★	293	33	173	841	43	52	148	63
2010	.248	5488	681	1363	276	19	155	656	42	37	104	52
2011	.253	5513	667	1394	289	34	155	629	50	32	135	52
2012	.274★	5536	767	1518	273	22	187	732	47★	41	134	33
2013	.264	5588	733	1476	270	39★	164	696	37	64★	82	34
2014	.259	5652★	773★	1464	304	31	155	729	26	54	81	39
2015	.246	5417	661	1331	243	21	176	621	37	40	52	34
2016	.260	5431	717	1410	279	20	156	686	36	49	73	34
2017	.243	5415	710	1314	251	14	186	678	17	46	136	44
2018	.242	5472	721	1323	249	23	214	690	7	39	89	22
2019	.247	5542	769	1368	268	21	220	734	4	42	65	20
2020	.248	2020	294	501	97	8	85	285	6	18	21	8
2021	.245	5437	723	1331	265	23	190	691	30	25	79	26

★Led or tied for League lead



	AVG	AB	R	H	TB	2B	3B	HR	RBI	SH	SF	BB	SO	SB	CS
1973	.255	604	88	154	276	27	1	31	100	2	3	90	105	1	2
1974	.240	572	85	137	242	32	2	23	78	1	8	101	110	8	2
1975	.225	579	75	130	195	22	2	13	80	6	13	90	102	24	9
1976	.251	618	66	155	226	29	3	12	77	6	6	58	93	11	7
1977	.242	592	83	143	245	30	3	22	73	3	4	73	104	20	12
1978	.240	604	96	145	256	25	1	28	92	2	9	71	103	13	6
1979	.318	616	110	196	340	31	1	37	134	2	7	80	82	14	6
1980	.310	609	88	189	267	29	2	15	101	1	11	74	74	8	11
1981	.233	407	55	95	170	17	2	18	72	0	6	47	52	4	3
1982	.261	637	85	166	274	25	1	27	103	0	8	61	75	10	4
1983	.257	635	84	163	247	21	0	21	82	2	5	76	138	2	6
1984	.230	613	76	141	253	21	2	29	96	2	1	69	152	8	4
1985	.225	605	88	136	244	27	3	25	97	2	7	84	143	6	5
1986	.249	602	94	150	249	21	3	24	76	1	5	109	142	1	3
1987	.278	630	106	175	300	35	3	28	89	3	3	95	74	3	5
1988	.237	608	91	144	249	20	2	27	80	6	6	91	78	5	4
1989	.277	629	67	174	260	32	3	16	72	1	5	61	105	0	2
1990	.285	617	89	176	280	35	3	21	87	0	7	88	96	2	5
1991	.236	636	67	150	233	28	2	17	73	1	4	48	130	8	5
1992	.247	647	77	160	226	27	3	11	62	4	3	34	102	18	15
1993	.245	624	83	153	269	35	0	27	119	0	1	74	146	5	5
1994	.309	424	74	131	229	18	1	26	84	1	6	72	96	3	2
1995	.302	530	101	160	252	26	0	22	99	0	10	103	97	5	4
1996	.278	612	80	170	288	26	1	30	106	2	7	94	115	5	2
1997	.237	595	78	141	213	25	1	15	62	3	9	72	107	13	6
1998	.288	565	95	163	278	36	2	25	100	1	10	101	128	2	2
1999	.258	590	66	152	268	29	0	29	106	1	2	51	118	5	1
2000	.275	578	93	159	264	27	0	26	81	1	1	86	96	8	5
2001	.212	572	40	121	163	18	0	8	56	5	6	48	132	8	7
2002	.280	589	93	165	294	43	7	24	86	2	4	46	78	12	3
2003	.256	574	65	147	239	30	1	20	86	1	4	66	99	6	6
2004	.240	575	80	138	233	25	2	22	74	0	5	65	121	9	3
2005	.255	584	78	149	221	26	2	14	69	4	7	54	102	15	5
2006	.294	586	92	172	290	27	2	29	97	0	4	52	98	9	3
2007	.257	591	85	152	231	23	1	18	79	1	4	47	78	6	7
2008	.271	597	83	162	289	21	3	24	89	2	5	98	115	3	0
2009	.296	622	104	184	292	31	1	25	93	3	1	46	99	7	2
2010	.231	559	59	129	209	27	1	17	72	2	5	71	122	1	2
2011	.237	573	68	136	209	25	3	14	70	1	4	87	126	19	7
2012	.273	607	84	166	284	33	2	27	91	0	2	37	139	3	0
2013	.264	602	73	159	249	29	2	19	81	0	4	69	138	4	0
2014	.253	593	72	150	262	27	2	27	97	1	7	47	148	6	8
2015	.235	570	67	134	231	26	1	23	77	1	6	44	103	6	3
2016	.258	594	72	153	262	20	1	29	115	0	6	50	86	10	2
2017	.239	607	58	145	235	18	0	24	102	0	5	42	98	9	1
2018	.267	577	84	154	285	28	2	33	97	0	3	63	155	12	5
2019	.253	601	81	152	264	33	5	23	84	0	7	55	146	15	4
2020	.178	225	35	40	84	8	0	12	34	0	0	33	65	7	1
2021	.260	497	96	129	298	21	8	44	93	0	1	86	173	25	8

HUNDRED HOME RUN HALOS

There have been 19 players to connect for 100+ home runs in an Angels uniform...

1.	Mike Trout (2011-)	310	11.	Kole Calhoun (2012-2019)	140
2.	Tim Salmon (1992-2006)	299	12.	Doug DeCinces (1982-1987)	130
3.	Garret Anderson (1994-2008)	272	13.	Reggie Jackson (1982-1986)	123
T4.	Brian Downing (1978-1990)	222	14.	Jim Edmonds (1993-1999)	121
	Albert Pujols (2012-2021)	222	15.	Wally Joyner (1986-1991, 2001)	117
6.	Troy Glaus (1998-2004)	182	16.	Jim Fregosi (1961-1971)	115
7.	Vladimir Guerrero (2004-2009)	173	17.	Darin Erstad (1996-2006)	114
8.	Chili Davis (1988-1996)	156	18.	Torii Hunter (2008-2012)	105
9.	Bobby Grich (1977-1986)	154	19.	Jack Howell (1985-90, 1996-97)	100
10.	Don Baylor (1977-1982)	141			

CLUB HISTORY

CLUB PINCH HITTER



	AVG	AB	R	H	2B	3B	HR	RBI	SF	BB	SO	SB
1961	.239	247	21	59	8	0	7	30	2	34	50	0
1962	.166	187	18	31	4	1	5	33	4	32	59	0
1963	.207	193	13	40	4	0	2	21	3	22	49	1
1964	.267	191	19	51	7	1	2	25	2	23	39	0
1965	.202	208	14	42	3	1	1	17	1	25	41	3
1966	.217	203	21	44	5	0	4	23	3	32	52	0
1967	.204	216	23	44	4	0	3	25	1	29	49	0
1968	.215	242	11	52	1	0	2	32	6	30	55	0
1969	.214	201	12	43	5	0	1	25	3	32	41	0
1970	.203	236	13	48	4	0	2	28	7	11	60	0
1971	.231	216	16	50	6	0	4	31	4	27	40	0
1972	.250	172	25	43	5	0	3	38	3	25	38	0
1973	.247	174	23	43	5	0	3	38	4	25	40	1
1974	.214	154	11	33	8	0	1	33	7	25	25	2
1975	.224	107	8	24	7	1	0	27	2	16	30	1
1976	.223	148	13	33	3	1	1	22	1	21	43	0
1977	.248	137	10	34	6	0	3	22	1	18	30	0
1978	.202	99	5	20	1	0	2	22	0	13	23	2
1979	.262	65	6	17	3	1	0	13	1	11	12	1
1980	.282	117	10	33	7	0	2	27	0	14	25	0
1981	.148	54	0	8	1	0	0	5	1	2	10	1
1982	.338	65	9	22	8	0	1	17	1	13	17	1
1983	.277	101	12	28	5	0	4	22	0	7	23	0
1984	.271	129	12	35	6	0	3	17	2	12	26	0
1985	.188	149	13	28	4	1	2	22	0	30	36	1
1986	.256	125	22	32	5	0	4	22	2	27	26	1
1987	.327	147	22	48	7	2	9	35	0	13	32	0
1988	.286	140	20	40	4	2	3	31	4	19	27	0
1989	.206	63	2	13	2	3	1	9	0	3	26	0
1990	.184	98	4	18	0	1	2	10	1	10	21	1
1991	.230	74	7	17	3	0	2	10	0	3	9	1
1992	.233	133	11	31	4	0	3	22	3	17	31	1
1993	.272	103	11	28	2	2	3	15	1	15	24	0
1994	.262	84	11	22	2	0	2	11	0	14	25	0
1995	.252	127	6	32	6	0	1	22	1	7	22	1
1996	.252	127	10	32	4	0	7	20	0	12	21	0
1997	.211	71	9	15	5	0	0	8	1	9	19	0
1998	.200	100	5	20	7	0	0	9	0	12	23	0
1999	.234	111	15	26	6	0	2	11	2	20	35	0
2000	.231	82	12	19	3	0	2	11	2	22	19	1
2001	.245	102	16	25	3	1	4	15	2	7	28	1
2002	.288	118	12	34	6	1	2	20	0	7	27	5
2003	.313	99	14	31	9	0	1	18	0	12	25	2
2004	.260	77	13	20	4	0	2	11	1	7	26	4
2005	.234	77	10	18	6	0	1	12	1	10	16	1
2006	.171	82	13	14	2	3	4	8	1	16	28	2
2007	.250	84	12	34	7	0	2	10	2	13	23	2
2008	.182	66	2	12	2	1	0	13	1	3	12	1
2009	.308	65	11	20	1	0	2	12	0	9	15	1
2010	.171	76	9	13	0	0	0	5	1	12	24	2
2011	.145	76	6	11	2	0	2	9	2	9	21	2
2012	.194	67	7	13	2	0	2	17	1	3	18	2
2013	.225	71	11	16	2	0	3	6	0	12	23	0
2014	.238	105	10	25	6	1	1	17	2	1	28	0
2015	.238	101	8	22	3	0	1	14	1	2	23	0
2016	.171	82	9	14	4	0	1	11	0	13	29	0
2017	.253	99	9	25	5	0	1	19	1	8	27	5
2018	.162	99	13	16	3	0	5	14	0	11	38	3
2019	.205	83	6	17	1	0	2	14	1	13	35	0
2020	.211	19	1	4	1	0	0	1	0	1	8	0
2021	.154	65	9	10	1	0	0	9	1	4	22	0



COMBINED ERA ★

1. Dean Chance	2.83
2. Nolan Ryan	3.07
3. Frank Tanana	3.08
4. George Brunet	3.13
5. Clyde Wright	3.28
6. Jered Weaver	3.55
7. Rudy May	3.67
8. Chuck Finley	3.72
9. Mike Witt	3.76
10. John Lackey	3.81

WINS

1. Chuck Finley	165
2. Jered Weaver	150
3. Nolan Ryan	138
4. Mike Witt	109
5. Frank Tanana	102
John Lackey	102
7. Ervin Santana	96
8. Mark Langston	88
9. Clyde Wright	87
10. Kirk McCaskill	78

LOSSES

1. Chuck Finley	140
2. Nolan Ryan	121
3. Mike Witt	107
4. Jered Weaver	93
5. Clyde Wright	85
6. Ervin Santana	80
7. Frank Tanana	78
8. Rudy May	76
9. Mark Langston	74
Kirk McCaskill	74
Jim Abbott	74

GAMES

1. Troy Percival	579
2. Scot Shields	491
3. Chuck Finley	436
4. Francisco Rodriguez	408
5. Jered Weaver	322
6. Kevin Jepsen	315
7. Mike Witt	314
8. Dave LaRoche	304
9. Mike Holtz	301
10. Nolan Ryan	291

STARTS

1. Chuck Finley	379
2. Jered Weaver	322
3. Nolan Ryan	288
4. Mike Witt	272
5. John Lackey	233
Ervin Santana	233
7. Frank Tanana	218
8. Mark Langston	210
9. Kirk McCaskill	189
Clyde Wright	189

COMPLETE GAMES

1. Nolan Ryan	156
2. Frank Tanana	92
3. Mike Witt	70
4. Chuck Finley	57
5. Clyde Wright	51
6. Dean Chance	48
7. Andy Messersmith	42
Geoff Zahn	42
9. Rudy May	35
Bill Singer	35

SHUTOUTS

1. Nolan Ryan	40
2. Frank Tanana	24
3. Dean Chance	21
4. George Brunet	21
Chuck Finley	14
6. Geoff Zahn	13
7. Rudy May	12
8. Kirk McCaskill	11
Andy Messersmith	11
10. Mike Witt	10

SAVES

1. Troy Percival	316
2. Francisco Rodriguez	208
3. Bryan Harvey	126
4. Ernesto Frieri	71
Brian Fuentes	71
6. Huston Street	66
7. Dave LaRoche	65
8. Donnie Moore	61
9. Bob Lee	58
10. Joe Grahe	45

STARTERS ERA

1. Dean Chance	2.86
2. Andy Messersmith	2.94
3. Nolan Ryan	3.05
4. Frank Tanana	3.08
5. George Brunet	3.12
6. Clyde Wright	3.27
7. Jim McGlothlin	3.29
9. Fred Newman	3.44
9. Garrett Richards	3.45
10. Jered Weaver	3.55

INNINGS PITCHED

1. Chuck Finley	2,675
2. Nolan Ryan	2,181.1
3. Jered Weaver	2,025
4. Mike Witt	1,965.1
5. Frank Tanana	1,615.1
6. John Lackey	1,501
7. Ervin Santana	1,475.2
8. Mark Langston	1,445.1
9. Clyde Wright	1,403.1
10. Dean Chance	1,236.2

HITS

1. Chuck Finley	2,544
2. Mike Witt	1,932
3. Jered Weaver	1,861
4. Nolan Ryan	1,520
5. John Lackey	1,519
6. Frank Tanana	1,461
7. Ervin Santana	1,444
8. Mark Langston	1,341
9. Clyde Wright	1,310
10. Kirk McCaskill	1,191

HOME RUNS

1. Chuck Finley	254
2. Jered Weaver	246
3. Ervin Santana	203
4. Mike Witt	167
5. John Lackey	151
6. Jarrod Washburn	150
7. Frank Tanana	146
8. Mark Langston	145
9. Ramon Ortiz	136
10. Nolan Ryan	115

BASES ON BALLS

1. Nolan Ryan	1,302
2. Chuck Finley	1,118
3. Mike Witt	656
4. Mark Langston	551
5. Jered Weaver	539
6. Rudy May	484
7. Ervin Santana	475
8. Dean Chance	462
9. Clyde Wright	449
10. Kirk McCaskill	448

STRIKEOUTS

1. Nolan Ryan	2,416
2. Chuck Finley	2,151
3. Jered Weaver	1,598
4. Mike Witt	1,283
5. Frank Tanana	1,233
6. John Lackey	1,201
7. Ervin Santana	1,167
8. Mark Langston	1,112
9. Dean Chance	857
10. Rudy May	844

MOST SO/9 IP*

1. Francisco Rodriguez	11.70
2. Bryan Harvey	10.68
3. Troy Percival	10.43
4. Nolan Ryan	9.97
5. Cam Bedrosian	9.40
6. Andrew Heaney	9.37
7. GRIFFIN CANNING	9.20
8. Brendan Donnelly	9.00
9. Felix Pena	8.99
10. Kevin Jepsen	8.69

FEWEST HITS/9 IP*

1. Troy Percival	6.03
2. Francisco Rodriguez	6.08
3. Nolan Ryan	6.27
4. Bryan Harvey	6.41
5. Andy Messersmith	6.53
6. Bob Lee	6.62
7. Mark Clear	7.02
8. Brendan Donnelly	7.29
9. Art Fowler	7.31
10. George Brunet	7.41

LOWEST WHIP*

1. Bob Lee	1.09
2. Troy Percival	1.10
3. Art Fowler	1.11
4. Francisco Rodriguez	1.11
5. Bryan Harvey	1.12
6. Andy Messersmith	1.14
7. Dan Haren	1.14
8. Frank Tanana	1.17
9. Brendan Donnelly	1.17
10. Darren Oliver	1.18

RELIEF ERA*

1. Bob Lee	1.97
2. Francisco Rodriguez	2.35
3. Bryan Harvey	2.49
4. Greg Minton	2.66
5. Donnie Moore	2.75
6. Dan Aase	2.76
7. Mark Eichhorn	2.81
Dyar Miller	2.81
9. Brendan Donnelly	2.87
10. Troy Percival	2.99

FEWEST BB/9 IP*

1. Paul Byrd	1.23
2. Dan Haren	1.70
3. Bert Blyleven	1.74
4. Don Sutton	2.05
5. Matt Shoemaker	2.13
6. Paul Hartzell	2.14
7. Joel Pineiro	2.17
8. Gary Ross	2.18
9. Ken Forsch	2.24
10. John Candelaria	2.26

FEWEST HR/9 IP*

1. Mark Eichhorn	0.32
2. Mark Clear	0.32
3. Greg Minton	0.35
4. Ed Figueroa	0.44
5. Dean Chance	0.44
6. Nolan Ryan	0.47
7. Lloyd Allen	0.49
8. Paul Hartzell	0.49
9. Kevin Jepsen	0.51
10. Bill Singer	0.54

RELIEF WINS

1. Scot Shields	42
2. Dave LaRoche	34
3. Shigetoshi Hasegawa	30
4. Troy Percival	29
5. Luis Sanchez	28
6. Francisco Rodriguez	23
Brendan Donnelly	23
8. Mark Clear	22
9. Minnie Rojas	21
10. Four players tied	19

ALL CAPS/BOLD — Current Angel

★ Minimum of 1000 IP

Minimum of 90 starts

* Minimum of 200 IP



CLUB HISTORY

SINGLE SEASON PITCHING



ERA

(based on min. of 162 IP)

1.	Dean Chance	1.65	1964★
2.	Nolan Ryan	2.28	1972
3.	Chuck Finley	2.40	1990
4.	Jered Weaver	2.41	2011
5.	Frank Tanana	2.43	1976
6.	Andy Messersmith	2.52	1969
7.	Frank Tanana	2.54	1977★
8.	George Brunet	2.56	1965
9.	Chuck Finley	2.57	1989
10.	Rickey Clark	2.59	1967

SAVES

1.	Francisco Rodriguez	62	2008★
2.	Brian Fuentes	48	2009★
3.	Francisco Rodriguez	47	2006★
4.	Bryan Harvey	46	1991★
5.	Francisco Rodriguez	45	2005★
6.	Troy Percival	42	1998
7.	Huston Street	40	2007
	Francisco Rodriguez	40	2002
	Troy Percival	40	2002
10.	Troy Percival	39	2001

FEWEST BB/9 IP

1.	Paul Byrd	1.23	2005
2.	Dan Haren	1.25	2011★
3.	Ken Forsch	1.59	1981
4.	Bert Blyleven	1.64	1989
5.	Bartolo Colon	1.74	2005
6.	Paul Hartzell	1.81	1977
7.	Fred Newman	1.85	1964
8.	Tommy John	1.88	1983
9.	Don Sutton	1.93	1987
10.	Ervin Santana	1.93	2008

WINS

1.	Nolan Ryan	22	1974
	Clyde Wright	22	1970
3.	Bartolo Colon	21	2005★
	Nolan Ryan	21	1973
5.	Jered Weaver	20	2012H
	Bill Singer	20	1973
	Andy Messersmith	20	1971
	Dean Chance	20	1964★
9.	John Lackey	19	2007
	Mark Langston	19	1991
	Nolan Ryan	19	1977
	Frank Tanana	19	1976
	Nolan Ryan	19	1972

INNINGS PITCHED

1.	Nolan Ryan	332.2	1974★
2.	Nolan Ryan	326	1973
3.	Bill Singer	315.2	1973
4.	Nolan Ryan	299	1977
5.	Frank Tanana	288.1	1976
6.	Nolan Ryan	284	1971
7.	Nolan Ryan	284	1972
8.	Dean Chance	278.1	1964★
9.	Andy Messersmith	276.2	1971
	Clyde Wright	276.2	1971

LOWEST WHIP

(min. of 162 IP)

1.	Frank Tanana	0.99	1976
2.	Dean Chance	1.01	1964
3.	Jered Weaver	1.01	2011
4.	Jered Weaver	1.02	2012
5.	Dan Haren	1.02	2011
6.	Garrett Richards	1.04	2014
7.	George Brunet	1.06	1968
8.	Jered Weaver	1.07	2010
9.	Andy Messersmith	1.08	1969
10.	Mike Witt	1.08	1986

LOSSES

1.	Kirk McCaskill	19	1991★
	Frank Tanana	19	1974
	Clyde Wright	19	1973
	George Brunet	19	1967★
5.	Jim Abbott	18	1996★
	Nolan Ryan	18	1976
	Dean Chance	18	1963

HOME RUNS

1.	Ramon Ortiz	40	2002★
	Shawn Boskie	40	1996★
3.	Ervin Santana	39	2012★
4.	Bartolo Colon	38	2004
	Don Sutton	38	1987
6.	Nolan Ryan	37	2016
	Allen Watson	37	1997★
8.	Ricky Nolasco	35	2017
9.	Jarrod Washburn	34	2003★
	Mike Witt	34	1987

FEWEST HR/9 IP

(min. of 162 IP)

1.	Dean Chance	0.23	1964★
2.	Andy Messersmith	0.27	1972
3.	Garrett Richards	0.27	2014★
4.	Paul Hartzell	0.33	1976
5.	Nolan Ryan	0.36	1977★
6.	Dean Chance	0.36	1963
7.	Mike Witt	0.40	1982★
8.	George Brunet	0.41	1965
9.	Nolan Ryan	0.41	1976
10.	Fred Newman	0.41	1964

GAMES

1.	Scot Shields	78	2005
2.	José Álvarez	76	2018
	Joe Smith	76	2014
	Francisco Rodriguez	76	2008★
5.	Dane De La Rosa	75	2013
6.	Kevin Jepsen	74	2014
	Scot Shields	74	2006
8.	Ty Buttrey	72	2019
	Fernando Salas	72	2015
	Fernando Rodney	72	2010
	Minnie Rojas	72	1967

BASES ON BALLS

1.	Nolan Ryan	204	1977★
2.	Nolan Ryan	202	1974★
3.	Nolan Ryan	183	1976★
4.	Nolan Ryan	162	1973★
5.	Nolan Ryan	157	1972★
6.	Nolan Ryan	148	1978★
7.	Nolan Ryan	132	1975
8.	Bill Singer	130	1973
9.	Bo Belinsky	122	1962★
10.	Andy Messersmith	121	1971

RELIEF WINS

1.	Minnie Rojas	12	1967
	Jack Sanford	12	1966
3.	Mark Clear	11	1980
	Mark Clear	11	1979
5.	Jose Arredondo	10	2008
	Scot Shields	10	2005
	Shigetoshi Hasegawa	10	2000
	Dave Laroche	10	1978
	Mark Petkovsek	10	1999
	Luis Sanchez	10	1983

STARTS

1.	Nolan Ryan	41	1974
2.	Bill Singer	40	1973
3.	Nolan Ryan	39	1976
	Nolan Ryan	39	1973
	Nolan Ryan	39	1972
	Clyde Wright	39	1970
7.	Andy Messersmith	38	1971
	Tom Murphy	38	1970
9.	Nolan Ryan	37	1977
	Clyde Wright	37	1971
	George Brunet	37	1967
	Dean Chance	37	1966

STRIKEOUTS

1.	Nolan Ryan	383	1973★
2.	Nolan Ryan	367	1974★
3.	Nolan Ryan	341	1977★
4.	Nolan Ryan	329	1972★
5.	Nolan Ryan	327	1976★
6.	Frank Tanana	269	1975★
7.	Frank Tanana	261	1976
8.	Nolan Ryan	260	1978★
9.	Bill Singer	241	1973
10.	Jered Weaver	233	2010★

RELIEF APPEARANCES

1.	Scot Shields	78	2005
2.	José Álvarez	76	2018
	Joe Smith	76	2014
	Francisco Rodriguez	76	2008★
5.	Dane De La Rosa	75	2013
6.	Steve Cishek	74	2021
	Kevin Jepsen	74	2014
	Scot Shields	74	2006
9.	Ty Buttrey	72	2019
	Fernando Salas	72	2015
	Fernando Rodney	72	2010
	Minnie Rojas	72	1967

COMPLETE GAMES

1.	Nolan Ryan	26	1974
	Nolan Ryan	26	1973
3.	Frank Tanana	23	1976
4.	Nolan Ryan	22	1977★
5.	Nolan Ryan	21	1976
6.	Frank Tanana	20	1977
	Nolan Ryan	20	1972
8.	Bill Singer	19	1973
9.	Nolan Ryan	17	1979
10.	Ed Figueroa	16	1975
	Frank Tanana	16	1975

MOST SO/9 IP

(min. of 162 IP)

1.	Nolan Ryan	10.57	1973★
2.	Nolan Ryan	10.43	1972★
3.	Nolan Ryan	10.35	1976★
4.	Nolan Ryan	10.26	1977★
5.	Nolan Ryan	9.97	1978★
6.	Nolan Ryan	9.93	1974★
7.	Frank Tanana	9.41	1975★
8.	Jered Weaver	9.35	2010
9.	Nolan Ryan	9.01	1979★
10.	Andrew Heaney	9.00	2018

SAVES-BLOWN SAVES PCT.

(min. 30 saves)

1.	Troy Percival	39-3	92.9	2001
2.	Troy Percival	36-3	92.3	1996★
3.	Francisco Rodriguez	47-4	92.2	2006
4.	Troy Percival	40-4	90.9	2002
5.	Ernesto Frieri	37-4	90.2	2013
	Lee Smith	37-4	90.2	1995
7.	Francisco Rodriguez	45-5	90.0	2005
8.	Francisco Rodriguez	62-7	89.9	2008
9.	Troy Percival	33-4	89.2	2003
10.	Huston Street	40-5	88.9	2015

SHUTOUTS

1.	Dean Chance	11	1964★
	Nolan Ryan	9	1972★
3.	Frank Tanana	7	1977★
	Nolan Ryan	7	1976★
5.	Jim McGlothlin	6	1967

FEWEST HITS/9 IP

(min. of 162 IP)

1.	Nolan Ryan	5.26	1972★
2.	Nolan Ryan	5.96	1977★
3.	Nolan Ryan	5.98	1974★
4.	Andy Messersmith	6.08	1969★
5.	Nolan Ryan	6.11	1976★
6.	Dean Chance	6.27	1964
7.	Nolan Ryan	6.57	1973
8.	Garrett Richards	6.62	2014
9.	Frank Tanana	6.62	1976
10.	Andy Messersmith	6.63	1972

ALL CAPS/BOLD — Current Angels

★Led or tied for league lead



WINS

1. Matt Shoemaker	16	2014
2. Frank Tanana	14	1974
Marcelino Lopez	14	1965
Dean Chance	14	1962
5. Jason Dickson	13	1997

GAMES

1. Dane De La Rosa	75	2013
2. Ty Buttrey	72	2019
3. Noé Ramirez	69	2018
Bill Kelso	69	1967
4. Keynan Middleton	64	2017
José Álvarez	64	2015
Jason Bulger	64	2009
Bob Lee	64	1964

STARTS

1. Ken McBride	36	1961
2. Frank Tanana	35	1974
3. Ron Romanick	33	1984
4. Jason Dickson	32	1997
Marcelino Lopez	32	1965

RELIEF APPEARANCES

1. Dane De La Rosa	75	2013
2. Ty Buttrey	72	2019
3. Noé Ramirez	68	2018
Bill Kelso	68	1967
4. Keynan Middleton	64	2017
José Álvarez	64	2015
Jason Bulger	64	2009

COMPLETE GAMES

1. Frank Tanana	12	1974
2. Ken McBride	11	1961
3. Ron Romanick	8	1984
Marcelino Lopez	8	1965
5. Mike Witt	7	1981
Paul Hartzell	7	1976

SHUTOUTS

1. Frank Tanana	4	1974
2. Bo Belinsky	3	1962
3. Julio Valera	2	1992
Jim Abbott	2	1989
Ron Romanick	2	1984
Paul Hartzell	2	1976
Dean Chance	2	1962

SAVES

1. Jordan Walden	32	2011
2. Ken Tatum	22	1969
3. Bob Lee	19	1964
4. Bryan Harvey	17	1988
DeWayne Buice	17	1987

INNINGS PITCHED

1. Frank Tanana	268.2	1974
2. Ken McBride	241.2	1961
3. Ron Romanick	229.2	1984
4. Marcelino Lopez	215.1	1965
5. Dean Chance	206.2	1962

BASES ON BALLS

1. Bo Belinsky	122	1962★
2. Ken McBride	102	1961
3. Ron Moeller	83	1961
4. Marcelino Lopez	82	1965
5. Rudy May	78	1965

STRIKEOUTS

1. Frank Tanana	180	1974
Ken McBride	180	1961
3. Bo Belinsky	145	1962
4. Dean Chance	127	1962
5. Matt Shomaker	124	2014

STRIKEOUTS/9 IP

(min. 50 innings pitched)


1. Troy Percival	11.4	1995
2. SHOHEI OHTANI	10.97	2018
3. Justin Anderson	10.90	2018
4. Ty Buttrey	10.45	2019
5. Noé Ramirez	10.26	2018

ROOKIE ALL-STAR SELECTIONS

RHP Jordan Walden	2011
RHP Jason Dickson	1997
RHP Mark Clear	1979
RHP Ken McBride	1961

ALL CAPS/BOLD — Current Angels

★Led or tied for league lead



Dean Chance

CLUB HISTORY

YEARLY LEADERS PITCHING



Year	Wins	Losses	ERA * (Starter)	ERA ** (Reliever)	Shutouts	Saves
1961	McBride (12)	McBride (15)	McBride (3.63)	Morgan (2.35)	Four with 1	Fowler, Morgan (8)
1962	Chance (14)	Belinsky, D. Lee (11)	Chance (3.10)	Fowler (2.81)	McBride (4)	Duren (9)
1963	Chance, McBride (13)	Chance (18)	McBride (3.26)	Fowler (2.42)	Four with 2	Fowler, Navarro (8)
1964	Chance# (20)	McBride (13)	Chance# (1.57)	B. Lee (1.31)	Chance# (11)	B. Lee (17)
1965	Chance (15)	Newman (16)	Brunet (2.56)	B. Lee (1.92)	Chance (4)	B. Lee (21)
1966	Brunet, Sanford (13)	Chance (17)	Chance (3.04)	B. Lee (2.74)	Brunet, Chance, Lopez (2)	B. Lee (12)
1967	Clark, McGlothlin, Rojas (12)	Brunet# (19)	Clark (2.68)	Rojas (2.52)	McGlothlin (6)	Rojas (22)
1968	Brunet (13)	Brunet# (17)	Brunet (2.82)	Pattin (2.60)	Brunet (5)	Rojas (5)
1969	Messersmith (16)	McGlothlin, Murphy (16)	Messersmith (2.62)	Tatum (1.36)	Brunet, Messersmith (2)	Tatum (22)
1970	Wright (22)	May, Murphy (13)	Wright (2.83)	Tatum (2.94)	May, Murphy (2)	Tatum (17)
1971	Messersmith (20)	Murphy, Wright (17)	May (2.91)	Queen (1.78)	Messersmith (4)	Allen (15)
1972	Ryan (19)	Ryan (16)	Ryan (2.28)	Allen (2.72)	Ryan# (9)	Allen (5)
1973	Ryan (21)	Wright (19)	Ryan (2.84)	Sells (3.71)	May, Ryan (4)	Sells (10)
1974	Ryan (22)	Tanana (19)	Hassler (2.62)	Lockwood (3.74)	Tanana (4)	Pena (3)
1975	Tanana, Figueroa (16)	Singer (15)	Tanana (2.62)	Kirkwood (2.50)	Ryan, Tanana (5)	Kirkwood (7)
1976	Tanana (19)	Ryan# (18)	Tanana (2.43)	Hartzell (3.00)	Ryan# (7)	Drago (6)
1977	Ryan (19)	Ryan (16)	Tanana (2.54)	Miller (3.02)	Tanana# (7)	LaRoche (13)
1978	Tanana (18)	Ryan (13)	Tanana (3.65)	Miller (2.66)	Tanana (4)	LaRoche (25)
1979	Frost, Ryan (16)	Ryan (14)	Frost (3.37)	Clear (3.63)	Ryan (5)	Clear (14)
1980	Tanana, Clear (11)	Aase (13)	Tanana (4.10)	Aase (2.08)	Aase, Kison, Martinez (1)	Hassler (10)
1981	Forsch (11)	Zahn (11)	Forsch (2.88)	Aase (2.34)	Forsch (4)	Aase (11)
1982	Zahn (18)	Forsch (11)	Zahn (3.73)	Hassler (2.78)	Forsch, Zahn (4)	Corbett (8)
1983	Forsch, John, Kison (11)	Witt (14)	Zahn (3.34)	Sanchez (3.66)	Zahn (3)	Sanchez (7)
1984	Witt (15)	John (13)	Zahn (3.12)	Corbett (2.03)	Zahn# (5)	Sanchez (11)
1985	Witt (15)	McCaskill (12)	Witt (3.56)	Moore (1.92)	Four with 2	Moore (31)
1986	Witt (18)	Sutton (11)	Witt (2.84)	Moore (2.97)	Witt (3)	Moore (21)
1987	Witt (16)	Witt (14)	Witt (4.01)	Minton (3.08)	Fraser, McCaskill, Reuss (1)	Buice (17)
1988	Witt (13)	Witt (16)	Witt (4.15)	Harvey (2.13)	McCaskill, Witt (2)	Harvey (17)
1989	Blyleven (17)	Witt (15)	Finley (2.57)	McClure (1.55)	Blyleven# (5)	Harvey (25)
1990	Finley (18)	Langston (17)	Finley (2.40)	Fraser (3.08)	Finley (2)	Harvey (25)
1991	Langston (19)	McCaskill# (19)	J. Abbott (2.89)	Harvey (1.60)	Finley (2)	Harvey# (46)
1992	Langston (13)	Abbott (15)	Abbott (2.77)	Grahe (1.80)	Langston, Valera (2)	Grahe (21)

Bold indicates club record

Led or tied for league lead

* Min. 150 IP as a starting pitcher that season to qualify (ERA as a starter only)

** Min. 50 IP as a reliever that season to qualify (ERA as a reliever only)



Year	Wins	Losses	ERA * (Starter)	ERA ** (Reliever)	Shutouts	Saves
1993	Finley, Langston (16)	Finley (14)	Finley (3.15)	Grahe (2.86)	Finley (2)	Frey (13)
1994	Finley (10)	Finley, Leftwich (10)	Finley (4.32)	Leiter (4.35)	Finley (2)	Grahe (13)
1995	Finley, Langston (15)	Finley (12)	Finley (4.21)	Percival (1.95)	Abbott, Finley, Langston (1)	Smith (37)
1996	Finley (15)	Abbott# (18)	Finley (4.16)	Percival (2.31)	Finley, Grimsley, Springer (1)	Percival (36)
1997	Dickson, Finley (13)	Watson (12)	Finley (4.23)	Hasegawa (2.83)	Dickson, Finley, Springer (1)	Percival (27)
1998	Finley (11)	Dickson (10)	Finley (3.39)	Hasegawa (3.14)	Finley (1)	Percival (42)
1999	Finley (12)	Finley, Hill, Sparks (11)	Finley (4.43)	Magnante (3.38)	None	Percival (31)
2000	Hasegawa (10)	Schoeneweis (10)	Schoeneweis (5.45)	Fyhrie (2.39)	Cooper, Schoeneweis (1)	Percival (32)
2001	Ortiz (13)	Valdes (13)	Washburn (3.77)	Levine (2.11)	None	Percival (39)
2002	Washburn (18)	Appier (12)	Washburn (3.15)	Percival (1.92)	Ortiz, Sele (1)	Percival (40)
2003	Ortiz (16)	Lackey (16)	Washburn (4.43)	Donnelly (1.58)	Lackey (2)	Percival (33)
2004	Colon (18)	Lackey (13)	Escobar (3.93)	Rodriguez (1.82)	Lackey, Washburn (1)	Percival (33)
2005	Colon# (21)	Byrd, Shields (11)	Washburn (3.20)	Rodriguez (2.67)	Byrd, Santana, Washburn (1)	Rodriguez# (45)
2006	Santana (16)	Escobar (14)	Lackey (3.56)	Rodriguez (1.73)	Lackey# (2)	Rodriguez# (47)
2007	Lackey (19)	Santana (14)	Lackey# (3.01)	Rodriguez (2.81)	Lackey# (2)	Rodriguez (40)
2008	Saunders (17)	Weaver (10)	Saunders (3.41)	Arredondo (1.62)	Santana (1)	Rodriguez# (62)
2009	Saunders, Weaver (17)	Lackey, Weaver, Santana (8)	Weaver (3.75)	Oliver (2.74)	Santana, Weaver (2)	Fuentes# (48)
2010	Santana (17)	Kazmir (15)	Weaver (3.01)	Jepsen (3.97)	Piniero, Santana, Saunders (1)	Fuentes (23)
2011	Weaver (18)	Santana (12)	Weaver (2.41)	Downs (1.34)	Haren (3)	Walden (32)
2012	Weaver# (20)	Santana, Haren (13)	Weaver (2.81)	Frieri (2.32)	Weaver (2)	Frieri (23)
2013	Wilson (17)	Blanton (14)	Weaver (3.27)	De La Rosa (2.86)	Vargas (2)	Frieri (37)
2014	Weaver (18)	Wilson (10)	Richards (2.61)	Smith (1.81)	Richards, Wilson (1)	Street (17)
2015	Richards (15)	Richards, Weaver (12)	Santiago (3.59)	Ramos (2.75)	Richards, Weaver (1)	Street (40)
2016	Weaver (12)	Shoemaker (13)	Shoemaker (3.88)	Guerra (3.21)	Nolasco, Shoemaker, Weaver (1)	Street (9)
2017	Ramirez, JC (11)	Nolasco (15)	Bridwell (3.64)	Parker (2.54)	Nolasco (1)	Norris (19)
2018	Barria (10)	Heaney, Skaggs (10)	Heaney (4.15)	Álvarez (2.71)	Heaney (1)	Parker (14)
2019	Pena (8)	Barria (10)	No qualifiers	Robles (2.51)	None	Robles (23)
2020	Bundy (6)	Sandoval (10)	Bundy^ (3.29)	Mayers^^ (2.10)	None	Buttrey (5)
2021	Ohtani (9)	Bundy (9)	No qualifiers	Iglesias (2.57)	None	Iglesias (34)

Bold face indicates club record

Led or tied for league lead

* Min. 150 IP as a starting pitcher that season to qualify (ERA as a starter only)

** Min. 50 IP as a reliever that season to qualify (ERA as a reliever only)

^ Min 50 IP as a starter due to 60-game season (ERA as a starter only)

^^ Min 20 IP as a reliever due to 60-game season (ERA as a starter only)

CLUB HISTORY



Year	Games	Starts	Complete Games	Innings	Strikeouts	Walks
1961	Morgan (59)	McBride (36)	McBride (11)	McBride (242)	McBride (180)	Grba (115)
1962	Spring (57)	Belinsky, D. Lee (31)	Chance, McBride (6)	Chance (207)	Belinsky (145)	Belinsky# (122)
1963	Fowler, Navarro (57)	McBride (36)	McBride (11)	McBride (251)	Chance (168)	Chance (90)
1964	B. Lee (64)	Chance (35)	Chance# (15)	Chance# (278.1)	Chance (207)	Chance (86)
1965	B. Lee (69)	Newman (36)	Chance, Newman (10)	Newman (260.2)	Chance (164)	Chance (101)
1966	B. Lee (61)	Chance (37)	Chance (11)	Chance (259.2)	Chance (180)	Chance# (114)
1967	Rojas (72)	Brunet (37)	McGlothlin (9)	Brunet (250)	Brunet (165)	Brunet (90)
1968	Burgmeier (56)	Brunet (36)	Brunet, McGlothlin (8)	Brunet (245.1)	McGlothlin (135)	Brunet (68)
1969	Fisher (52)	McGlothlin, Murphy (35)	Messersmith (10)	Messersmith (250)	Messersmith (211)	Messersmith (100)
1970	Fisher (67)	Wright (39)	Wright (7)	Wright (260.2)	May (164)	Wright (88)
1971	Fisher (43)	Messersmith (38)	Messersmith (14)	Messersmith, Wright (276.2)	Messersmith (179)	Messersmith (121)
1972	Fisher (43)	Ryan (39)	Ryan (20)	Ryan (284)	Ryan# (329)	Ryan# (157)
1973	Sells (51)	Singer (40)	Ryan (26)	Ryan (326)	Ryan# (383)	Ryan# (162)
1974	Ryan (42)	Ryan (41)	Ryan (26)	Ryan# (332.2)	Ryan# (367)	Ryan# (202)
1975	Scott (50)	Tanana (33)	Tanana, Figueroa (16)	Tanana (257.1)	Tanana# (269)	Ryan (132)
1976	Drago (43)	Ryan (39)	Tanana (23)	Tanana (288.1)	Ryan# (327)	Ryan# (183)
1977	LaRoche (46)	Ryan (37)	Ryan# (22)	Ryan (299)	Ryan# (341)	Ryan# (204)
1978	LaRoche (59)	Tanana (33)	Ryan (14)	Tanana (239.1)	Ryan# (260)	Ryan# (148)
1979	LaRoche (53)	Ryan (34)	Ryan (17)	Frost (239)	Ryan# (223)	Ryan (114)
1980	Clear (58)	Tanana (31)	Tanana (7)	Tanana (204)	Tanana (113)	Aase (66)
1981	Hassler (42)	Zahn (25)	Forsch (10)	Zahn (161.1)	Witt (75)	Witt (47)
1982	Hassler (54)	Forsch (35)	Forsch, Zahn (12)	Zahn (229.1)	Kison (86)	Zahn (65)
1983	Sanchez (56)	John (34)	Forsch, Zahn (11)	John (234.2)	Kison (83)	Witt (75)
1984	Sanchez (49)	Witt (34)	Witt, Zahn (9)	Witt (246.2)	Witt (196)	Witt (84)
1985	Moore (65)	Witt (35)	McCaskill, Romanick, Witt (6)	Witt (250)	Witt (180)	Witt (98)
1986	Moore (49)	Witt, Sutton (34)	Witt (14)	Witt (269)	Witt (208)	McCaskill (92)
1987	Buice (57)	Witt (36)	Witt (10)	Witt (247)	Witt (192)	Witt (84)
1988	Harvey (50)	Witt (34)	Witt (12)	Witt (249.2)	Witt (133)	Witt (87)
1989	Minton (62)	Blyleven, Witt (33)	Finley (9)	Blyleven (241)	Finley (156)	Finley (82)
1990	Eichhorn (60)	Abbott, Langston (33)	Finley (7)	Finley (236)	Langston (195)	Langston (104)
1991	Eichhorn (70)	J. Abbott, Finley, Langston (34)	Langston (7)	Langston (246.1)	Langston (183)	Finley (101)
1992	Crim (57)	Langston (32)	Langston (9)	Langston (229)	Langston (174)	Finley (98)
1993	Frey (55)	Finley, Langston (35)	Finley# (13)	Langston (256.1)	Langston (196)	Langston (85)
1994	B. Patterson (47)	Finley (25)	Finley (7)	Finley# (183.1)	Finley (148)	Finley (71)



Year	Games	Starts	Complete Games	Innings	Strikeouts	Walks
1995	Patterson, Percival (62)	Finley (32)	Finley, Langston (2)	Finley (203)	Finley (195)	Finley (93)
1996	James (69)	Finley (35)	Finley (4)	Finley (238)	Finley (215)	Finley (94)
1997	Holtz (66)	Watson (34)	Finley, Springer (3)	Dickson (203.2)	Finley (155)	Springer, Watson (73)
1998	Percival (67)	Finley (34)	Finley, Watson, Olivares (1)	Finley (223.1)	Finley (212)	Finley (109)
1999	Hasegawa, Petkovsek (64)	Finley (33)	Olivares (3)	Finley (213.1)	Finley (200)	Finley (94)
2000	Hasegawa (66)	Schoeneweis (27)	Ortiz (2)	Schoeneweis (170)	Schoeneweis (78)	Schoeneweis (67)
2001	Levine (64)	Ortiz, Schoeneweis (32)	Ortiz (2)	Ortiz (208.2)	Ortiz (135)	Schoeneweis (77)
2002	Weber (63)	Appier, Ortiz, Washburn (32)	Ortiz (4)	Ortiz (217.1)	Ortiz (162)	Ortiz (68)
2003	Donnelly (63)	Lackey (33)	Lackey, Wasburn (2)	Washburn (207.1)	Lackey (151)	Lackey (66)
2004	Rodriguez (69)	Colon (34)	Lackey, Washburn (1)	Colon, Escobar (208.1)	Escobar (191)	Escobar (76)
2005	Shields (78)	Colon, Lackey (33)	Byrd, Colon (2)	Colon (222.2)	Lackey (199)	Lackey (71)
2006	Shields (74)	Lackey, Santana (33)	Lackey (3)	Lackey (217.2)	Lackey (190)	Lackey (72)
2007	Shields (71)	Lackey (33)	Escobar (3)	Lackey (224)	Lackey (179)	Lackey (66)
2008	Rodriguez (76)	Garland, Santana (32)	Lackey (3)	Santana (219)	Santana (214)	Garland (59)
2009	Fuentes (65)	Weaver (33)	Weaver (4)	Weaver (211)	Weaver (174)	Weaver (66)
2010	Rodney (72)	Weaver (34)	Santana (4)	Weaver (224.1)	Weaver# (233)	Kazmir (79)
2011	Walden (62)	Haren (34)	Haren, Weaver, Santana (4)	Haren (238.1)	Weaver (198)	Santana (72)
2012	Downs (57)	Wilson# (34)	Weaver (3)	Wilson (202.1)	Wilson (173)	Wilson (91)
2013	De La Rosa (75)	Wilson (33)	Vargas (3)	Wilson (212.1)	Wilson (188)	Wilson (85)
2014	Smith (76)	Weaver (34)	Weaver, Wilson, Richards (1)	Weaver (213.1)	Weaver (169)	Wilson (85)
2015	Salas (72)	Richards, Santiago (32)	Weaver, Richards (1)	Richards (207.1)	Richards (176)	Richards (76)
2016	Álvarez (64)	Weaver (31)	Four with 1	Weaver (178)	Shoemaker (143)	Santiago (57)
2017	Parker (71)	Nolasco (33)	Nolasco (1)	Nolasco (181)	Nolasco (143)	Nolasco (58)
2018	Álvarez (76)	Heaney (30)	Heaney (1)	Heaney (180)	Heaney (180)	Barria (47)
2019	Buttrey (72)	Heaney (18)	None	Cahill (102.1)	Heaney (118)	Cahill (39)
2020	Mayers (29)	Heaney (12)	Bundy (1)	Heaney (66.2)	Bundy (72)	Canning (23)
2021	Cishek (74)	Ohtani (23)	Suarez (1)	Ohtani (130.1)	Ohtani (156)	Guerra (46)

Led or tied for League lead
Bold face indicates club record

ANGELS BY THE DECADES

YEARS	RECORD/PCT.	.500 -or-BETTER SEASONS
1961-1969	685-770 (.471)	3
1970-1979	781-831 (.484)	3
1980-1989	783-783 (.500)	5
1990-1999	738-817 (.475)	4
2000-2009	900-720 (.556)	7
2010-2019	822-798 (.507)	4
2020-	103-119 (.464)	0

CLUB HISTORY

CLUB PITCHING YEAR BY YEAR



	ERA	CG	SHO	SV	IP	H	R	ER	HR	HB	BB	SO	WP
1961	4.31	25	5	28	1438	1391	784	689	180	34	713	973	53
1962	3.70	23	15	46	1466	1412	706	602	118	49	616	858	39
1963	3.52	30	13	21	1455.1	1317	660	570	120	52	578	889	48
1964	2.91	30	28	41	1450.2	1273	551	469	100	50	530	965	42
1965	3.17	39	14	33	1441.2	1259	569	508	91	27	563	847	52
1966	3.56	31	12	40	1457.1	1364	643	577	136	38	511	836	49
1967	3.19	19	14	44	1430.1	1246	587	507	118	40	525	892	61
1968	3.43	29	11	31	1437	1234	615	548	131	33	519	869	68
1969	3.54	25	9	39	1438.1	1294	652	566	126	51	517	885	64
1970	3.48	21	10	49	1462.1	1280	630	566	154	43	559	922	52
1971	3.10	39	11	32	1481	1246	576	510	101	36	607	904	60
1972	3.06	57	18	16	1377.2	1109	533	469	90	28	620	1000	49
1973	3.57	72★	13	19	1456.1	1351	657	577	104	41	614	1010★	56
1974	3.52	64	13	12	1439	1339	657	563	101	47	649	986★	50
1975	3.89	59	19	16	1453.1	1366	723	628	123	39	643	975★	62
1976	3.36	64	15	17	1477.1	1323	631	551	95	38	553	992★	27
1977	3.76	53	13	26	1437.2	1383	695	600	136	47	572	965★	56
1978	3.65	44	13	33	1455.2	1382	666	590	125	32	599	892★	36
1979	4.34	46	9	33	1436	1463	768	692	131	33	573	820★	53
1980	4.52	22	6	30	1428.1	1548	797	717	141	39	529	725	32
1981	3.71	27	8	19	971.1	958	453	400	81	21	323	426	18
1982	3.82	40	10	27	1464	1436	670	621	124	42	482	728	36
1983	4.32	39	7	23	1474★	1636	779	708	130	30	496	668	51
1984	3.96	36	12	26	1458	1526	697	641	143	27	474	754	44
1985	3.91	22	8	41	1457.1	1453	703	633	171	27	514	767	45
1986	3.85	29	12	40	1455.2	1356	684	622	153	27	478	955	44
1987	4.38	20	7	36	1457.1	1481	803	709	212	32	504	941	54
1988	4.32	26	9	33	1455.2	1530	771	698	135	42	568	817	68
1989	3.28	32★	20	38	1454.1	1384	578	530	113	29	465	896	51
1990	3.79	21	13	42	1454	1482	706	613	106	38	544	944	50
1991	3.69	18	10	50	1441.2	1351	749	591	141	38	543	990	49
1992	3.84	26★	13	42	1446	1449	671	617	130	39	532	888	42
1993	4.34	26★	6	41	1430.1	1482	770	690	153	51	550	843	55
1994	5.42	11	4	21	1027	1149	660	618	150	45★	436	682	48
1995	4.52	8	9	42	1284.1	1310	697	645	163	43	486	901	42
1996	5.30	12	8	38	1439	1546	943	847	219	84★	662	1052	80
1997	4.52	9	5	39	1454.2	1506	794	730	202★	54	605	1050	57
1998	4.49	3	5	52	1444	1481	783	720	164	47	630	1091	70
1999	4.79	4	7	37	1431.1	1472	826	762	177	56	624	877	65★
2000	5.00	5	3	46★	1448	1534	869	805	228	36	662	846	47
2001	4.20	6	1	43	1437.2	1452	730	671	168	64	525	947	46
2002	3.69	7	14	54★	1452.1★	1345	644	595	169	49	509	999	52
2003	4.28	5	9	39	1431.1	1444	743	680	190	76	486	980	53
2004	4.28	2	11	50	1454.1	1476	734	692	170	44	502	1164★	61
2005	3.68	7	11	54★	1464.1	1419	643	598	158	48	443	1126★	70
2006	4.04	5	12	50	1452.2★	1410★	732	652	158	50	471	1164★	85★
2007	4.23	5	9	43	1435	1480	731	674	151	51	477	1156	69
2008	3.99	7	10	66★	1451.1	1455	697	644	159	63	457	1106	50
2009	4.45	9	13★	51★	1445	1513	761	715	180	58	523	1062	67
2010	4.04	10	9	39	1449.1	1422	702	651	148	46	565	1130	80
2011	3.57	12	11	39	1465	1388	633	581	142	36	476	1058	55
2012	4.02	6	16★	38	1433.1	1339	699	640	186	40	583	1157	38
2013	4.23	4	12	41	1457.2	1475	737	685	167	45	533	1200	74
2014	3.58	3	13	46	1482.2★	1307	630	590	126	63	504	1342	74
2015	3.45	2	12	46	1442.2	1355	675	630	166	71	466	1221	61
2016	4.28	4	12	29	1421.1	1480	727	676	208	56	498	1136	47
2017	4.20	1	10	43	1440.2	1373	709	672	224	44	470	1312	57
2018	4.15	1	9	35	1437.1	1353	722	662	205	65	546	1386	87
2019	5.12	0	2	32	1442.2	1417	868	820	267	82	576	1404	98
2020	4.49	1	0	12	525.1	492	321	297	82	21	199	523	25
2021	4.69	1	4	39	1421.2	1373	804	741	188	76	592★	1453	56

★ Led or tied for league lead

YEAR	PCT.	PO	A	E	TC	DP	TP	PB
1961	.969	4314	1756	192	6262	154	0	24
1962	.972	4393	1791	175	6364	153	0	16
1963	.974	4366	1837	163	6366	155	0	18
1964	.978	4352	1851	138	6341	168	0	8
1965	.981	4325	1874	123	6322	149	0	20
1966	.979	4372	1861	136	6369	186	0	16
1967	.982★	4291	1711	111	6113	135	0	13
1968	.977	4311	1712	140	6163	156	0	18
1969	.978	4315	1760	136	6211	164	0	30
1970	.980	4387	1775	127	6289	169	1	27
1971	.980	4443	1891	131	6465	159	0	25
1972	.981	4133	1607	114	5854	135	1	21
1973	.975	4369	1689	156	6214	153	0	16
1974	.976	4317	1721	147	6185	150	0	23
1975	.971	4360	1705	184	6249	164	0	12
1976	.977	4432	1840	150	6422	139	0	15
1977	.978	4313	1693	147	6153	137	2★	5
1978	.978	4367	1624	136	6127	136	0	5
1979	.978	4308	1602	135	6045	172	0	12
1980	.978	4285	1576	134	5995	144	0	10
1981	.977	2914	1286	101	4301	120	0	6
1982	.983	4392	1984★	108	6484★	171	0	4
1983	.977	4422★	2077★	154	6653★	190★	0	6
1984	.980	4374	1803	128	6305	170	0	4
1985	.982★	4372	1841	112	6325	202★	0	8
1986	.983	4368	1718	107	6193	156	0	12
1987	.981	4372	1640	117	6129	162	0	11
1988	.979	4367	1825	135	6327	175	0	9
1989	.985	4363	1887★	96	6346	173	0	14
1990	.978	4362	1871★	142	6375★	186★	0	15
1991	.984	4325	1858★	102	6285	156	0	23
1992	.979	4338	1810	134	6282	172	0	5
1993	.980	4291	1694	120	6102	161	0	10
1994	.983	3081	1196	76	4353	110	0	11
1995	.982	3853	1416	95	5364	120	0	13
1996	.979	4317	1702	128	6147	156	1★	12
1997	.980	4364	1592	123	6079	140	1★	19
1998	.983	4332	1646	106	6084	146	0	28
1999	.983	4264	1723	103	6134	156	0	20
2000	.978	4344	1746	134	6224	182	0	6
2001	.983	4313	1690	103	6106	142	0	16
2002	.986	4357★	1575	87	6019	151	0	7
2003	.982	4294	1517	105	5916	138	0	11
2004	.985	4363	1511	90	5964	126	0	11
2005	.986★	4393	1670	94	6191	154	0	6
2006	.979	4358★	1545	124	6027	154	0	8
2007	.983	4305	1550	101	5956	154	0	8
2008	.985	4354	1646	91	6091	159	0	10
2009	.986	4335	1623	85	6043	174	0	11
2010	.981	4348	1562	113	6023	116	0	16
2011	.985	4395	1723	93	6211	157	0	7
2012	.984	4300	1578	98	5976	141	0	11
2013	.981	4373	1500	112	5985	135	0	7
2014	.986★	4448★	1482	83	6013	127	0	5
2015	.984	4322	1491	93	5906	108	0	13
2016	.983	4264	1483	97	5844	148	0	7
2017	.986	4322	1462	80	5864	135	0	10
2018	.987	4312	1502	76	5890	173★	0	18
2019	.984	4328	1469	92	5889	118	0	11
2020	.983	1576	485	36	2097	36	0	3
2021	.985	4265	1418	88★	5771	131	0	18

H Led League

GAMES PLAYED BY POSITION

CATCHER	FIRST BASE	SECOND BASE	THIRD BASE
1. Bob Boone 961	1. Wally Joyner 879	1. Bobby Grich 1,097	1. Troy Glaus 778
2. Buck Rodgers 895	2. Rod Carew 718	2. Adam Kennedy 969	2. Doug DeCinces 748
3. Bengie Molina 685	3. Albert Pujols 613	3. Howie Kendrick 967	3. Jack Howell 600
4. Jeff Mathis 411	4. Darin Erstad 578	4. Bobby Knoop 801	4. Chone Figgins 540
5. Mike Napoli 406	5. J.T. Snow 487	5. Sandy Alomar 703	5. Paul Schaal 490
6. Lance Parrish 386	6. Jim Spencer 473	6. Jerry Remy 432	6. Carney Lansford 424
7. Chris Iannetta 380	7. Scott Spiezio 391	7. Billy Moran 365	7. Ken McMullen 417
8. Jose Molina 348	8. Kendrys Morales 312	8. Johnny Ray 363	8. Dave Chalk 399
9. Brian Downing 310	9. Casey Kotchman 310	9. Rob Wilton 323	9. Alberto Callaspo 398
10. Jorge Fábregas 309	10. Mark Trumbo 299	10. Randy Velarde 260	10. Felix Torres 317
SHORTSTOP	DESIGNATED HITTER	OUTFIELD	
1. Jim Fregosi 1,367	1. Brian Downing 597	1. Garrett Anderson 1,755	
2. Erick Aybar 1,134	2. Chili Davis 587	2. Tim Salmon 1,266	
3. Dick Schofield 1,073	3. Albert Pujols 558	3. MIKE TROUT 1,218	
4. Gary DiSarcina 1,069	4. Don Baylor 516	4. Kole Calhoun 944	
5. Andrelton Simmons 559	5. Reggie Jackson 374	5. Brian Downing 722	
6. David Eckstein 527	6. Tim Salmon 358	6. Darin Erstad 708	
7. Orlando Cabrera 445	7. Frank Robinson 250	7. Torii Hunter 666	
8. Dave Chalk 324	8. Vladimir Guerrero 240	8. Jim Edmonds 654	
9. Joe Koppe 260	9. Garrett Anderson 236	9. Vladimir Guerrero 598	
10. Tim Lincecum 213	10. SHOHEI OHTANI 214	10. Devon White 595	
LEFT FIELD	CENTER FIELD	RIGHT FIELD	
1. Garrett Anderson 1,236	1. MIKE TROUT 1,130	1. Tim Salmon 1,263	
2. Brian Downing 722	2. Gary Pettis 567	2. Kole Calhoun 942	
3. Rick Reichardt 516	3. Jim Edmonds 566	3. Vladimir Guerrero 598	
4. Luis Polonia 436	4. Devon White 464	4. Leroy Stanton 467	
5. JUSTIN UPTON 349	5. Darin Erstad 455	5. Torii Hunter 316	
6. Juan Rivera 359	6. Garrett Anderson 404	6. Reggie Jackson 274	
7. Leon Wagner 335	7. Albie Pearson 378	7. Dan Ford 265	
8. Joe Rudi 331	8. Fred Lynn 377	8. Bobby Bonds 238	
9. Darin Erstad 260	9. Mickey Rivers 369	9. Bobby Abreu 230	
10. Orlando Palmeiro 219	10. Peter Bourjos 352	10. Dave Winfield 223	

All CAPS/BOLD — Current Angels

CLUB HISTORY

HIGHEST FIELDING PCT. BY POSITION



(100-OR-MORE GAMES)

POSITION	PLAYER	PCT	YEAR	G	PO	A	E	TC
Catcher	Bengie Molina	.999	2002	121	707	60	1	768
First Base	Scott Spiezio	.999	2001	105	819	74	1	894
Second Base	Bobby Grich	.997	1985	116	224	380	2	606
Shortstop	David Eckstein	.988	2004	138	198	309	6	513
	Orlando Cabrera	.988	2005	141	229	347	7	583
Third Base	Carney Lansford	.983	1979	157	135	263	7	405
Outfield	Ken Berry	1.000	1972	116	272	13	0	285
	Bobby Clark	1.000	1982	102	88	2	0	90
	Brian Downing	1.000	1984	131	272	5	0	277
		1.000	1982	158	321	9	0	330
	Torii Hunter	1.000	2008	137	350	4	0	354
	Mike Trout	1.000	2018	125	271	7	0	278
		1.000	2015	156	428	7	0	435
	Juan Lagares	1.000	2021	112	167	5	0	172
Pitcher#	Tommy John	1.000	1983	34	16	39	0	55
	Bert Blyleven	1.000	1989	33	14	38	0	52

50-or-more total chances

ANGELS TRIPLE PLAYS

- June 26, 1970 at Kansas City...“around the horn” on a ground ball hit by Amos Otis; Chico Ruiz (3b) to Sandy Alomar (2b) to Billy Cowan (1b).
- June 27, 1972 at Minnesota...fly ball hit by Jim Nettles and ensuing rundown of runners originally at second (Steve Braun) and third (Harmon Killebrew), Jim Spencer (lf) to Ken McMullen (3b) to Sandy Alomar (2b) to Leo Cardenas (ss).
- July 14, 1977 vs. Seattle...“around the horn” on a ground ball hit by Lee Stanton; Ron Jackson (3b) to Jerry Remy (2b) to Tony Solaita (1b).
- July 23, 1977 at Minnesota...line drive hit by Lyman Bostock with runners being doubled off second (Jerry Terrell) and first (Mike Cubbage) bases; Rance Mulliniks (ss) to Jerry Remy (2b) to Tony Solaita (1b).
- Sept. 8, 1996 at Minnesota...“around the horn” on a ground ball hit by Ron Coomer; Jack Howell (3b) to Rex Hudler (2b) to J.T. Snow (1b).
- July 5, 1997 vs. Seattle...deep fly hit by Rich Amaral with runners being doubled of second (Russ Davis) and first (Dan Wilson) bases; Garret Anderson (cf) to Gary DiSarcina (ss) to Darin Erstad (1b).

OPPONENTS TRIPLE PLAYS

- Sept. 28, 1963 at Boston...Felix Torres hit comebacker to Bob Heffner who started unique triple play; Heffner (p) to Frank Malzone (3b) to Ed Bressoud (ss) to Felix Mantilla (2b), who was covering first base.
- Aug. 18, 1966 at Minnesota...“around the horn” on ground ball hit by Frank Malzone; Rich Rollins (3b) to Cesar Tovar (2b) to Harmon Killebrew (1b).
- May 10, 1979 at Boston...line drive hit by Joe Rudi with runners being doubled off second (Rod Carew) and first (Don Baylor) bases; Jerry Remy (2b) to Rick Burleson (ss) to George Scott (1b).
- May 16, 1979 vs. Milwaukee...“around the horn” on a ground ball hit by Bobby Grich; Sal Bando (3b) to Paul Molitor (2b) to Cecil Cooper (1b).
- July 23, 1979 at Boston...line drive hit by Willie Aikens with runners being doubled off second (Dan Ford) and first (Don Baylor) bases; Rick Burleson (ss) to Carl Yastrzemski (1b).
- Apr. 27, 1981 at Oakland...line drive hit by Don Baylor with runners being doubled off second (John Harris) and first (Ed Ott) bases; Rob Picciolo (ss) to Dave Revering (1b).
- Aug. 8, 1983 vs. Minnesota...line drive hit by Ron Jackson with runners doubled off second (Bobby Grich) and first (Reggie Jackson) bases; Gary Gaetti (3b) to John Castino (2b) to Kent Hrbek (1b).
- Aug. 25, 1992 at Baltimore...line drive hit by Gary Gaetti with runners being doubled off third (Tim Salmon) and first (Chad Curtis) bases; Leo Gomez (3b) to Randy Milligan (1b).
- July 7, 2004 at Chicago (A.L.)...“around the horn” on ground ball hit by Bengie Molina; Joe Crede (3b) to Juan Uribe (2b) to Paul Konerko (1b).
- June 1, 2017 vs. Minnesota...“around the horn” on ground ball hit by Jeffry Marte; Miguel Sano (3b) to Brian Dozier (2B) to Joe Mauer (1b).
- Aug. 16, 2018 at Texas...ground ball hit to third by David Fletcher; Jurickson Profar (3b) tagged runner (Taylor Ward) at third base, stepped on third base for force out of runner from second (Eric Young Jr.) and throws to Rougned Odor (2b) for force out of runner from first (Kole Calhoun).



GAME NO.	BEST RECORD	(# - Last Time)	WORST RECORD	(# - Last Time)	GAME NO.	BEST RECORD	(# - Last Time)	WORST RECORD	(# - Last Time)
1.	1-0	(31-'21)	0-1	(30-'20)	82.	51-31	(07)	30-52	(69)
2.	2-0	(10-'07)	0-2	(8-'16)	83.	51-32	(05, '07)	31-52	(69, '80)
3.	3-0	(4-'07)	0-3	(76, '92, '14)	84.	52-32	(05)	31-53	(69)
4.	4-0	(70)	0-4	(76, '92)	85.	52-33	(4-'07)	31-54	(69)
5.	5-0	(70)	1-4	(8-'16)	86.	53-33	(89, '95)	32-54	(69)
6.	5-1	(70, '07)	1-5	(61, '19)	87.	54-33	(95)	32-55	(69)
7.	5-2	(9-'21)	1-6	(61, '19)	88.	55-33	(95)	33-55	(69, '80)
8.	6-2	(4-'21)	1-7	(61)	89.	56-33	(95)	33-56	(80)
9.	6-2-1	(74)	1-8	(61)	90.	56-34	(95)	33-57	(80)
10.	7-2-1	(74)	2-8	(61, '13)	91.	56-35	(95)	34-57	(80)
11.	8-3	(4-'18)	3-8	(61, '02, '13)	92.	57-35	(95)	34-58	(80)
12.	9-3	(79, '82, '18)	4-8	(7-'13)	93.	57-36	(95)	34-59	(80)
13.	10-3	(79, '82, '18)	4-9	(61, '12, '13)	94.	58-36	(95)	34-60	(80)
14.	11-3	(79, '18)	4-10	(61, '13)	95.	59-36	(95)	34-61	(80)
15.	12-3	(79, '18)	5-10	(5-'13)	96.	60-36	(95)	35-61	(80)
16.	13-3	(18)	5-11	(61, '76)	97.	60-37	(95)	36-61	(80)
17.	13-4	(18)	5-12	(61, '76)	98.	61-37	(95)	37-61	(80)
18.	13-5	(82, '93, '18)	6-12	(4-'12)	99.	61-38	(95)	37-62	(80)
19.	14-5	(82)	6-13	(76, '02, '12)	100.	62-38	(95)	37-63	(80)
20.	14-6	(78, '82)	6-14	(02, '12)	101.	63-38	(95)	38-63	(80)
21.	15-6	(82)	7-14	(4-'20)	102.	64-38	(95)	38-64	(80)
22.	15-7	(82)	7-15	(76, '12, '20)	103.	64-39	(95, '08)	39-64	(80)
23.	16-7	(82)	7-16	(76)	104.	64-40	(95, '08)	40-64	(80)
24.	16-8	(82, '18)	8-16	(76, '20)	105.	65-40	(08)	40-64-1	(74)
25.	17-8	(82)	8-17	(20)	106.	66-40	(08)	41-65	(69)
26.	17-9	(4-'95)	8-18	(20)	107.	67-40	(08)	41-65-1	(74)
27.	18-9	(70, '78, '95)	8-19	(20)	108.	68-40	(08)	42-66	(69)
28.	18-10	(4-'04)	9-19	(61, '20)	109.	69-40	(08)	43-66	(69)
29.	19-10	(70, '04)	9-20	(20)	110.	69-41	(08)	43-66-1	(74)
30.	20-10	(70, '04)	9-21	(20)	111.	69-42	(08)	43-67-1	(74)
31.	21-10	(70, '04)	9-22	(20)	112.	70-42	(08)	43-68-1	(74)
32.	22-10	(70, '04)	10-22	(20)	113.	70-43	(08)	43-69-1	(74)
33.	22-11	(70, '04)	11-22	(4-'20)	114.	71-43	(08)	44-69-1	(74)
34.	23-11	(70, '04)	11-23	(69)	115.	72-43	(08)	45-69-1	(74)
35.	23-12	(70, '04)	11-24	(69)	116.	73-43	(08)	45-70-1	(74)
36.	24-12	(70, '04)	11-25	(69)	117.	74-43	(08)	45-71-1	(74)
37.	25-12	(70, '04)	11-26	(69)	118.	75-43	(08)	46-71-1	(74)
38.	25-13	(4-'04)	11-27	(69)	119.	75-44	(08)	46-72-1	(74)
39.	26-13	(4-'04)	11-28	(69)	120.	75-45	(08)	47-72-1	(74)
40.	26-14	(4-'04)	12-28	(69)	121.	76-45	(08)	48-72-1	(74)
41.	27-14	(70, '82, '89)	13-28	(69)	122.	76-46	(08)	48-73-1	(74)
42.	28-14	(70)	13-29	(69)	123.	76-47	(08)	48-74-1	(74)
43.	28-15	(4-'04)	14-29	(69)	124.	76-48	(08)	49-75	(80)
44.	29-15	(82, '89, '04)	14-30	(69)	125.	77-48	(08)	49-76	(80)
45.	29-16	(82, '89, '04)	15-30	(69)	126.	77-49	(08)	50-76	(80)
46.	30-16	(82, '89)	16-30	(61, '64, '69)	127.	77-50	(08)	50-76-1	(74)
47.	31-16	(82, '89)	16-31	(69)	128.	78-50	(08)	50-77-1	(74)
48.	32-16	(89)	16-32	(69)	129.	79-50	(08)	50-78-1	(74)
49.	33-16	(89)	16-33	(69)	130.	79-51	(08)	50-79-1	(74)
50.	33-17	(89)	16-34	(69)	131.	80-51	(08)	51-80	(99)
51.	33-18	(89)	17-34	(69)	132.	80-52	(08)	51-81	(99)
52.	34-18	(89)	17-35	(69)	133.	81-52	(08)	51-82	(99)
53.	35-18	(89)	18-35	(69)	134.	82-52	(08)	52-82	(80, '99)
54.	35-19	(89)	18-36	(69)	135.	83-52	(08)	52-83	(80, '99)
55.	36-19	(89)	19-36	(69)	136.	83-53	(08, '14)	52-84	(99)
56.	36-20	(89)	19-37	(69)	137.	84-53	(08)	52-84-1	(74)
57.	36-21	(89)	20-37	(69)	138.	84-54	(02, '08)	53-84-1	(74)
58.	36-22	(89, '07)	20-38	(69)	139.	85-54	(02, '08)	53-85-1	(74)
59.	37-22	(07)	20-39	(69)	140.	86-54	(02)	54-85-1	(74)
60.	38-22	(07)	21-39	(61, '69, '80)	141.	87-54	(02)	55-85-1	(74)
61.	38-23	(07)	21-40	(61, '69, '80)	142.	88-54	(02)	55-86-1	(74)
62.	39-23	(07)	21-41	(61)	143.	88-55	(02, '14)	56-86-1	(74)
63.	40-23	(07)	22-41	(61)	144.	89-55	(02, '14)	56-87-1	(74)
64.	40-24	(07)	23-41	(61, '69, '80)	145.	90-55	(02, '14)	57-87-1	(74)
65.	40-25	(07)	23-42	(61, '69, '80)	146.	91-55	(02, '14)	58-87-1	(74)
66.	41-25	(07)	23-43	(69, '80)	147.	92-55	(02, '14)	58-88-1	(74)
67.	42-25	(07)	23-44	(69, '80)	148.	93-55	(02, '14)	58-89-1	(74)
68.	42-26	(07)	24-44	(61, '69, '80)	149.	94-55	(02)	59-89-1	(74)
69.	43-26	(07)	24-45	(61, '69, '80)	150.	94-56	(02, '14)	60-89-1	(74)
70.	44-26	(07)	24-46	(69, '80)	151.	95-56	(02)	61-89-1	(74)
71.	45-26	(07)	25-46	(61, '69, '80)	152.	95-57	(02, '14)	61-90-1	(74)
72.	45-27	(07)	25-47	(61, '69)	153.	95-58	(02, '14)	61-91-1	(74)
73.	46-27	(07)	26-47	(61, '69, '80)	154.	96-58	(02)	61-92-1	(74)
74.	47-27	(07)	26-48	(69)	155.	96-59	(02, '08, '14)	61-93-1	(74)
75.	48-27	(07)	27-48	(69)	156.	97-59	(08)	62-93-1	(74)
76.	49-27	(07)	28-48	(61, '69, '80)	157.	97-60	(08)	63-93-1	(74)
77.	49-28	(07)	28-49	(69)	158.	98-60	(08)	63-94-1	(74)
78.	49-29	(07)	28-50	(69)	159.	99-60	(08)	64-94-1	(74)
79.	49-30	(07)	29-50	(69)	160.	99-61	(08)	65-95	(80)
80.	50-30	(07)	30-50	(69, '80)	161.	99-62	(08)	66-94-1	(74)
81.	50-31	(05, '07)	30-51	(69, '80)	162.	100-62	(08)	67-95	(68)
					163.	--		68-94-1	(74)

CLUB HISTORY

DAY OF THE WEEK TOTALS



YEAR	MON.	TUE.	WED.	THU.	FRI.	SAT.	SUN.	RECORD
1961	6-9	12-14	8-13	4-16	14-14	17-6	9-19	70-91
1962	7-2	9-16	19-6	10-7	12-14	12-14	17-17	86-76
1963	7-7	9-9	15-19	5-11	8-16	14-11	12-18	70-91
1964	5-9	14-11	18-9	7-5	10-17	12-13	16-16	82-80
1965	8-8	14-8	13-18	4-8	14-12	14-11	8-22	75-87
1966	8-9	11-9	12-12	7-10	14-10	15-11	13-21	80-82
1967	11-8	11-19	13-7	2-5	18-8	11-16	18-14	84-77
1968	9-12	9-13	7-18	5-9	13-13	10-14	14-16	67-95
1969	10-5	9-16	13-13	5-8	11-19	10-14	13-16	71-91
1970	9-4	13-14	14-12	9-8	13-13	9-16	19-9	86-76
1971	6-9	11-11	11-13	8-15	14-11	12-12	14-15	76-86
1972	5-10	11-12	13-10	8-6	10-16	14-12	14-14	75-80
1973	9-4	11-13	17-8	7-13	11-14	14-12	10-19	79-83
1974	7-10	8-15	14-12	4-8	14-14	12-15	9-20	68-94
1975	7-9	9-15	11-13	9-5	8-18	14-15	14-14	72-89
1976	10-7	12-11	11-12	9-9	8-16	14-14	12-17	76-86
1977	9-10	11-11	10-12	7-9	12-14	10-16	15-16	74-88
1978	5-12	9-14	11-11	15-2	16-12	15-14	16-10	87-75
1979	11-5	10-14	11-15	8-9	13-12	20-6	15-13	88-74
1980	8-10	12-10	12-12	5-13	14-13	8-17	6-20	65-95
1981	9-6	9-8	7-9	6-4	6-10	6-12	8-10	51-59
1982	11-4	12-13	10-13	11-10	17-9	16-10	16-10	93-69
1983	8-15	11-11	12-12	6-9	11-15	12-15	10-15	70-92
1984	8-13	15-10	11-14	7-8	13-12	15-10	12-14	81-81
1985	11-9	10-12	12-12	10-8	14-12	15-11	18-8	90-72
1986	12-8	17-8	15-8	8-10	11-15	17-8	12-13	92-70
1987	9-12	13-11	15-8	6-10	9-17	11-15	12-14	75-87
1988	8-11	7-16	11-13	9-8	16-11	10-16	14-12	75-87
1989	8-10	13-10	14-11	9-10	16-10	13-13	18-7	91-71
1990	11-9	15-9	11-15	8-9	12-13	11-14	12-13	80-82
1991	10-9	15-10	11-12	10-7	7-19	15-11	13-13	81-81
1992	7-10	8-18	9-16	8-9	14-12	16-10	10-15	72-90
1993	4-12	9-15	13-12	7-11	12-15	13-13	13-13	71-91
1994	2-10	8-9	9-9	5-8	8-11	8-10	7-11	47-68
1995	9-8	12-9	8-14	11-6	11-11	11-11	16-8	78-67
1996	7-13	9-15	11-12	7-11	14-11	9-17	13-12	70-91
1997	10-8	13-11	10-14	9-10	14-11	14-12	14-12	84-78
1998	12-5	11-11	15-11	10-9	11-14	11-15	15-12	85-77
1999	6-11	11-15	12-13	9-8	12-13	9-18	11-14	70-92
2000	9-9	13-12	11-14	8-8	18-8	13-13	10-16	82-80
2001	5-4	8-16	11-14	16-10	12-13	10-16	13-14	75-87
2002	6-8	13-12	16-9	11-8	19-8	15-11	19-7	99-63
2003	4-8	11-14	14-10	9-12	12-14	15-12	12-15	77-85
2004	7-4	13-11	11-14	11-13	17-9	19-7	14-12	92-70
2005	12-4	12-13	12-13	11-7	18-7	16-11	14-12	95-67
2006	12-10	16-9	11-14	6-6	14-12	16-10	14-12	89-73
2007	10-7	13-12	12-13	10-7	18-9	16-10	15-10	94-68
2008	12-8	17-8	14-11	10-4	14-12	16-10	17-9	100-62
2009	11-6	14-12	13-12	12-5	15-11	14-12	18-7	97-65
2010	10-8	8-17	14-11	5-11	14-12	16-10	13-13	80-82
2011	8-12	15-10	13-12	8-5	14-12	14-13	14-12	86-76
2012	12-7	15-9	13-12	6-10	16-10	14-11	13-14	89-73
2013	4-14	9-15	11-13	12-6	14-11	19-8	9-17	78-84
2014	10-9	15-11	15-9	10-5	17-9	17-9	14-12	98-64
2015	10-10	16-9	14-11	8-7	16-9	12-15	9-16	85-77
2016	11-10	11-14	12-12	8-6	7-19	11-15	14-12	74-88
2017	6-9	18-7	13-12	5-14	9-17	15-11	14-12	80-82
2018	9-7	13-12	13-10	8-10	16-11	10-17	11-15	80-82
2019	5-11	14-12	10-11	8-12	8-18	15-12	12-14	72-90
2020	3-3	5-4	1-7	4-2	3-7	8-3	2-8	26-34
2021	9-10	11-15	10-12	10-8	10-17	14-12	13-11	77-85
Totals	493-510	702-716	721-717	480-511	819-753	793-733	778-810	4,812-4,838

NOTE: Bold denotes best record.



YEAR	MARCH	APRIL	MAY	JUNE	JULY	AUG.	SEPT.	OCT.
1961	---	---	12-16	17-10	17-10	17-10	18-11	18-11
1962	---	7-9	17-11	17-13	16-13	18-14	11-16	---
1963	---	11-10	11-17	19-12	12-19	8-18	9-15	---
1964	---	6-7	10-22	19-12	19-12	14-15	12-11	2-1
1965	---	6-7	18-17	9-17	14-14	14-17	13-14	1-1
1966	---	7-6	16-16	16-15	15-14	13-17	12-15	1-1
1967	---	8-9	10-18	20-11	17-14	11-16	11-11	1-1
1968	---	8-10	14-15	15-13	11-18	13-21	6-18	---
1969	---	6-10	8-19	11-18	15-14	15-12	16-16	0-2
1970	---	13-7	17-10	14-12	14-14	17-13	13-18	1-0
1971	---	12-11	11-16	12-18	17-11	11-16	13-14	---
1972	---	5-8	13-15	13-14	13-16	13-14	17-11	1-2
1973	---	9-8	15-12	15-13	16-11	16-13	14-13	---
1974	---	11-11	12-15	9-20	9-18	11-17	14-13	2-0
1975	---	12-8	10-18	13-17	12-16	15-14	10-16	---
1976	---	5-12	14-18	12-15	14-14	14-15	16-11	2-1
1977	---	9-13	15-10	12-12	11-18	14-15	12-19	1-1
1978	---	14-7	11-14	15-15	16-14	14-13	16-12	1-0
1979	---	15-8	15-12	14-15	17-11	19-8	16-17	---
1980	---	8-10	11-15	6-21	12-16	14-15	16-14	0-4
1981	---	10-11	13-16	8-2	---	9-10	10-18	1-2
1982	---	13-7	16-11	14-12	13-14	17-12	11-13	3-0
1983	---	13-8	14-12	13-14	9-20	12-18	7-20	2-0
1984	---	15-11	11-14	15-12	12-14	13-16	15-14	---
1985	---	14-7	12-13	15-13	16-11	16-13	14-13	0-3
1986	---	13-8	10-17	17-10	15-11	19-10	17-10	1-4
1987	---	12-11	9-17	17-11	15-11	13-16	7-19	2-2
1988	---	10-13	9-19	15-11	19-8	15-14	7-20	0-2
1989	---	15-10	18-7	12-14	18-10	15-14	12-16	1-0
1990	---	8-11	15-14	15-13	12-16	16-12	12-15	2-1
1991	---	10-10	19-11	15-12	11-15	11-18	11-13	1-0
1992	---	11-10	10-17	11-17	14-13	13-16	10-16	3-1
1993	---	13-6	14-15	10-17	11-17	11-17	10-18	2-1
1994	---	14-7	14-13	10-17	11-16	9-6	---	---
1995	---	2-2	18-11	14-13	20-7	13-17	10-16	1-1
1996	---	13-12	13-14	15-14	10-16	11-18	8-17	---
1997	---	12-12	16-12	13-15	19-9	14-15	10-15	---
1998	---	15-11	12-15	22-6	9-18	18-12	9-15	---
1999	---	11-12	13-15	11-15	8-17	8-21	16-12	3-0
2000	---	12-12	14-13	14-12	16-12	11-15	14-14	1-1
2001	---	10-15	14-13	14-13	16-11	15-14	6-15	0-6
2002	0-1	11-13	13-7	17-12	16-10	18-11	18-9	---
2003	0-1	11-13	19-13	14-13	12-15	14-15	14-15	0-0
2004	---	13-10	17-10	11-16	15-12	19-8	15-13	2-1
2005	---	13-11	17-11	17-9	13-14	14-13	19-9	2-0
2006	---	12-13	17-17	12-14	19-7	16-13	18-8	1-0
2007	---	15-11	18-11	17-9	12-12	18-11	14-14	---
2008	0-1	18-10	15-13	16-10	19-6	15-13	17-9	---
2009	---	9-12	16-12	17-9	19-7	17-14	16-12	3-1
2010	---	12-12	31-15	18-9	9-17	11-16	14-12	2-1
2011	1-0	14-12	14-16	13-12	17-10	14-13	13-13	---
2012	---	8-15	18-11	17-9	14-12	13-15	18-9	1-2
2013	---	9-17	16-13	14-13	9-15	14-13	15-12	---
2014	0-1	14-12	16-12	15-10	19-8	19-10	15-11	---
2015	---	11-11	16-13	14-13	14-10	10-19	19-10	2-2
2016	---	11-13	15-13	8-19	15-16	15-16	14-13	1-1
2017	---	14-13	14-15	14-14	9-13	18-10	10-17	1-0
2018	2-1	14-11	15-15	13-14	11-13	12-15	14-13	---
2019	---	15-3	12-14	15-13	14-11	9-15	7-13	---
2020	---	---	---	---	2-6	10-18	14-20	---
2021	---	12-12	12-18	15-11	13-11	14-15	9-14	2-1
TOTALS	4-8	655-612	828-843	839-800	827-778	828-891	797-846	56-51

NOTE: Bold denotes best record

ANGELS VS. AMERICAN LEAGUE DIVISIONS

YEAR	VS. EAST			VS. CENTRAL			VS. WEST		
	HOME	ROAD	TOTAL	HOME	ROAD	TOTAL	HOME	ROAD	TOTAL
1969	26-16	---	---	---	---	---	---	---	0-50
1970	18-18	18-18	36-36	---	---	---	25-20	52-20	50-40
1971	20-16	15-21	35-37	---	---	---	15-30	26-19	41-49
1972	19-17	15-21	34-38	---	---	---	25-19	16-23	41-42
1973	18-18	16-20	34-38	---	---	---	25-20	20-25	45-45
1974	13-23	14-22	27-45	---	---	---	23-22	18-27	41-49
1975	17-19	18-17	35-36	---	---	---	18-27	19-26	37-53
1976	14-19	14-22	31-41	---	---	---	21-24	24-24	45-45
1977	17-19	17-19	34-38	---	---	---	22-23	18-27	40-50
1978	20-16	15-21	35-37	---	---	---	30-15	22-23	52-38
1979	25-17	16-26	41-43	---	---	---	24-15	23-16	47-31
1980	9-33	16-24	25-57	---	---	---	21-18	19-20	40-38
1981	19-13	13-14	32-27	---	---	---	7-15	12-17	19-32
1982	23-19	21-21	44-40	---	---	---	29-10	20-19	49-29
1983	20-22	18-24	38-46	---	---	---	15-24	17-22	32-46
1984	19-23	23-19	42-42	---	---	---	18-21	21-18	39-39
1985	28-14	17-25	45-39	---	---	---	21-16	24-17	45-33
1986	23-20	21-20	44-40	---	---	---	27-12	21-18	48-30
1987	20-22	16-26	36-48	---	---	---	18-21	21-18	39-39
1988	19-23	20-22	39-45	---	---	---	16-23	20-19	36-42
1989	30-12	20-22	50-34	---	---	---	22-17	19-20	41-37
1990	23-19	19-23	42-42	---	---	---	19-20	19-20	38-40
1991	23-19	21-21	44-40	---	---	---	17-22	20-19	37-41
1992	24-18	14-28	38-46	---	---	---	17-22	17-22	34-44
1993	24-18	12-30	36-48	---	---	---	20-19	15-24	35-43
1994	8-18	11-13	19-31	9-13	8-7	17-20	6-9	5-8	11-17
1995	13-15	15-14	28-29	13-11	18-7	31-18	13-7	6-13	19-20
1996	11-12	11-12	22-24	10-31	8-21	28-36	11-11	7-13	15-24
1997	16-12	9-18	25-30	17-11	13-14	30-25	12-5	13-5	25-11
1998	13-15	14-13	27-28	13-14	16-12	29-26	10-8	9-9	19-17
1999	11-15	9-21	20-36	11-15	11-13	24-28	11-7	9-9	20-16
2000	17-13	11-14	28-27	13-10	12-16	25-26	9-10	8-11	17-21
2001	10-9	14-8	24-17	15-9	9-12	24-21	9-20	8-21	17-41
2002	15-7	13-6	28-13	15-6	10-15	25-15	12-17	12-17	30-28
2003	7-14	8-16	15-30	17-6	9-9	26-15	15-14	10-19	25-33
2004	14-8	11-10	25-18	13-8	15-7	28-15	15-14	17-12	32-26
2005	12-8	7-14	19-22	11-10	10-17	21-17	12-16	11-11	34-22
2006	16-8	10-11	26-19	10-9	14-9	24-18	15-14	17-11	32-25
2007	14-5	12-13	26-18	14-10	8-11	22-21	18-11	14-14	32-25
2008	18-6	12-10	30-16	11-8	13-9	24-17	17-12	19-9	36-21
2009	11-15	11-11	22-26	14-8	13-9	27-17	11-7	9-9	20-16
2010	7-14	8-13	15-27	10-13	9-13	19-26	21-7	14-15	35-22
2011	8-11	13-12	21-23	14-9	11-9	25-18	16-14	11-16	27-30
2012	13-11	9-9	22-20	10-5	10-15	20-20	18-11	11-11	30-27
2013	10-8-8	8-8	18-16	7-9	11-5	18-14	17-20	15-24	32-34
2014	8-8	11-6	19-14	14-2	10-7	24-9	24-15	19-18	43-33
2015	7-9	7-9	16-16	11-6	6-11	17-17	24-14	20-18	44-32
2016	6-11	7-10	13-21	11-4	6-11	17-15	18-21	17-20	35-41
2017	9-7	10-6	19-13	7-11	4-12	11-23	20-17	19-20	39-37
2018	6-11	5-10	11-21	12-5	10-7	22-12	19-18	18-21	37-39
2019	7-10	10-8	17-18	6-10	7-8	13-15	17-21	13-25	30-46
2020	---	---	---	---	---	---	---	---	---
2021	9-8	7-9	16-17	12-5	9-7	21-12	14-24	15-23	29-47
TOTALS	818-750	693-862	1511-1612	337-242	291-277	628-519	929-871	893-936	1805-1818

CLUB HISTORY

ANGELS AWARD WINNERS



A.L. Rookie of the Year

1993—Tim Salmon
 2012—Mike Trout
 2018—Shohei Ohtani



2012 A.L. Rookie of the Year Mike Trout & 2018 A.L. Rookie of the Year Shohei Ohtani

A.L. Most Valuable Player

1979—Don Baylor
 2004—Vladimir Guerrero
 2014—Mike Trout
 2016—Mike Trout
 2019—Mike Trout
 2021—Shohei Ohtani



Angels MVP winners:
 Vladimir Guerrero (2004), Don Baylor (1979)
 & Mike Trout (2014, 2016 and 2019)

A.L. Cy Young


1964—Dean Chance
 2005—Bartolo Colon



2005 A.L. Cy Young - Bartolo Colon

A.L. Batting Champion

1970—Alex Johnson



1970 AL Batting Champ - Alex Johnson

A.L. Comeback Player of the Year

1970—Clyde Wright (Sporting News)
 1986—John Candelaria (Sporting News)
 1986—Rick Burleson (UPI)
 1989—Bert Blyleven (Sporting News & UPI)
 1990—Dave Winfield (Sporting News)
 2002—Tim Salmon (Sporting News)



2002 A.L. Comeback Player of the Year - Tim Salmon

A.L. Relief Pitcher of the Year

1967—Minnie Rojas (Fireman of the Year)
 1991—Bryan Harvey
 2006—Francisco Rodriguez
 2008—Francisco Rodriguez



2008 A.L. Relief Pitcher of the Year - Francisco Rodriguez

EXECUTIVE OF THE YEAR

1962—Fred Haney (UPI)



1962 Executive of the Year - Fred Haney

MANAGER OF THE YEAR

1962—Bill Rigney (AP & UPI)
 2002—Mike Scioscia (BBWAA & Sporting News)
 2009—Mike Scioscia (BBWAA & Sporting News)
 2014—Mike Scioscia (Sporting News)



2009 A.L. Manager of the Year - Mike Scioscia

RAWLINGS GOLD GLOVE WINNERS

1964—Vic Power, 1b
 1966—Bobby Knoop, 2b
 1967—Bobby Knoop, 2b
 Jim Fregosi, ss
 1968—Bobby Knoop, 2b
 1970—Jim Spencer, 1b
 1972—Ken Berry, of
 1978—Rick Miller, of
 1982—Bob Boone, c
 1985—Gary Pettis, of
 1986—Gary Pettis, of &
 Bob Boone, c

1987—Bob Boone, c
 1988—Bob Boone, c &
 Devon White, of
 1989—Devon White, of
 1991—Mark Langston, p
 1992—Mark Langston, p
 1993—Mark Langston, p
 1994—Mark Langston, p
 1995—Mark Langston, p
 J.T. Snow, 1b
 1996—J.T. Snow, 1b
 1997—Jim Edmonds, of

1998—Jim Edmonds, of
 2000—Darin Erstad, of
 2002—Darin Erstad, of &
 Bengie Molina, c
 2003—Bengie Molina, c
 2004—Darin Erstad, 1b
 2007—Orlando Cabrera, ss
 2008—Torii Hunter, of
 2009—Torii Hunter, of
 2011—Erick Aybar, ss
 2015—Kole Calhoun, of

2017—Martin Maldonado, c
 Andrelton Simmons, ss
 2018—Andrelton Simmons, ss
 #Ian Kinsler, inf
 2020—Griffin Canning, p

- Traded by Angels to Boston
 in July



2020 Gold Glove Winner -
 Griffin Canning



2021 Silver Slugger Winner - Shohei Ohtani

LOUISVILLE SILVER SLUGGER AWARD

1981—Rick Bureson, ss &
 Bobby Grich, 2b
 1982—Doug DeCinces, 3b &
 Reggie Jackson, of
 1990—Lance Parrish, c
 1995—Tim Salmon, of
 2000—Darin Erstad, of &
 Troy Glaus, inf

2001—Troy Glaus, inf
 2002—Garret Anderson, of
 2003—Garret Anderson, of
 2004—Vladimir Guerrero, of
 2005—Vladimir Guerrero, of
 2006—Vladimir Guerrero, of
 2007—Vladimir Guerrero, of
 2009—Torii Hunter, of

2012—Mike Trout, of
 2013—Mike Trout, of
 2014—Mike Trout, of
 2015—Mike Trout, of
 2016—Mike Trout, of
 2017—#Justin Upton, of
 2018—Mike Trout, of
 2019—Mike Trout, of

2020—Mike Trout, of
 2021—Shohei Ohtani, dh

- Acquired by Angels from Detroit
 in August



CLUB HISTORY

ANGELS AWARD WINNERS



ALL-MLB TEAM SELECTIONS


YEAR	PLAYER	POSITION	YEAR	PLAYER	POSITION
2019	Mike Trout	Outfield (First team)	2021	Shohei Ohtani	Designated Hitter (First team); Starting Pitcher (Second team)
2020	Mike Trout	Outfield (First team)		Raisel Iglesias	Relief Pitcher (Second team)

TOPPS ROOKIE ALL-STAR SELECTIONS

YEAR	PLAYER	POSITION	YEAR	PLAYER	POSITION	YEAR	PLAYER	POSITION
1961	Lee Thomas	Outfield	1979	Mark Clear	Pitcher	1995	Garret Anderson	Outfield
1962	Bob Rodgers	Catcher	1986	Wally Joyner	First Base	1997	Jason Dickson	Pitcher
1962	Dean Chance	Pitcher	1987	Devon White	Outfield	2000	Adam Kennedy	Second Base
1965	Paul Schaal	Third Base	1988	Bryan Harvey	Pitcher	2000	Bengie Molina	Catcher
1965	Jose Cardenal	Outfield	1989	Jim Abbott	Pitcher	2001	Shawn Wooten	Catcher
1965	Marcelino Lopez	Pitcher	1993	Tim Salmon	Outfield	2011	Mark Trumbo	First Base
1974	Frank Tanana	Pitcher	1993	J.T. Snow	First Base	2012	Mike Trout	Outfield
1975	Jerry Remy	Second Base	1994	Brian Anderson	Pitcher	2018	Shohei Ohtani	RHP/DH

BBWAA AWARD WINNERS - LOCAL CHAPTER (PRESENTED 1961-2018)

YEAR	MVP	ROOKIE	YEAR	MVP	ROOKIE
1961	Ken McBride	Lee Thomas	1989	Bert Blyleven	Jim Abbott
1962	Leon Wagner	Bob Rodgers	1990	Lance Parrish	Lee Stevens
1963	Albie Pearson	Charlie Dees	1991	Bryan Harvey	Ron Tingley
1964	Dean Chance	Bobby Knoop	1992	Luis Polonia	Gary DiSarcina
1965	Jim Fregosi	Marcelino Lopez	1993	Chili Davis	Tim Salmon
1966	Bobby Knoop	Jay Johnstone	1994	Chili Davis	Brian Anderson
1967	Jim Fregosi	Rick Clark	1995	Tim Salmon	Garret Anderson
1968	Tom Satriano	Andy Messersmith	1996	Chili Davis	Darin Erstad
1969	Jim Fregosi	Ken Tatum	1997	Tim Salmon	Jason Dickson
1970	Jim Fregosi & Alex Johnson	Dave LaRoche	1998	Gary DiSarcina	Jarrod Washburn
1971	Sandy Alomar	Lloyd Allen	1999	Garret Anderson	Lou Pote
1972	Bob Oliver	Lee Stanton	2000	Darin Erstad	Bengie Molina
1973	Frank Robinson	Rudy Meoli	2001	Garret Anderson	David Eckstein
1974	Nolan Ryan	Frank Tanana	2002	Garret Anderson	John Lackey
1975	Lee Stanton & Frank Tanana	Jerry Remy	2003	Garret Anderson	Francisco Rodriguez
1976	Frank Tanana	Paul Hartzell	2004	Vladimir Guerrero	Robb Quinlan
1977	Bobby Bonds	Rance Mulliniks	2005	Bartolo Colon	Ervin Santana
1978	Don Baylor	Carney Lansford	2006	Vladimir Guerrero	Jered Weaver
1979	Don Baylor	Mark Clear	2007	Vladimir Guerrero	Reggie Willits
1980	Jason Thompson	Fred Martinez	2008	Francisco Rodriguez	Jose Arredondo
1981	Bobby Grich	Mike Witt	2009	Kendry Morales	Matt Palmer
1982	Doug DeCinces	Rick Steier	2010	Jered Weaver	Peter Bourjos
1983	Bob Boone	Daryl Sconiers	2011	Jered Weaver	Mark Trumbo
1984	Brian Downing	Ron Romanick	2012	Mike Trout	Mike Trout
1985	Donnie Moore	Stewart Cliburn	2013	Mike Trout	J.B. Shuck
1986	Mike Witt	Wally Joyner	2014	Mike Trout	Matt Shoemaker
1987	Wally Joyner	Devon White	2015	Mike Trout	Andrew Heaney
1988	Chili Davis	Bryan Harvey	2016	Mike Trout	Jett Bandy
			2017	Mike Trout	Parker Bridwell
			2018	Mike Trout	Shohei Ohtani



1975 & 1976 BBWAA Team MVP - Frank Tanana



1993 BBWAA Team Rookie of the Year - Tim Salmon



ANGELS MOST VALUABLE PLAYER AWARD

Awarded by vote of the players to the Angel(s) who most truly exemplifies the qualities of inspirational leadership, sportsmanship and professional ability.

1962 — Billy Moran	1984 — Juan Beniquez & Brian Downing	2003 — Garret Anderson
1963 — Jim Fregosi	1985 — Donnie Moore	2004 — Vladimir Guerrero
1964 — Bobby Knoop	1986 — Mike Witt	2005 — Bartolo Colon & Chone Figgins
1965 — Bobby Knoop	1987 — Wally Joyner	2006 — Vladimir Guerrero
1966 — Bobby Knoop	1988 — Bob Boone & Johnny Ray	2007 — Vladimir Guerrero
1967 — Don Mincher	1989 — Bert Blyleven & Chili Davis	2008 — Francisco Rodriguez
1968 — Bobby Knoop	1990 — Chuck Finley	2009 — Kendrys Morales
1969 — Jim Fregosi	1991 — Jim Abbott & Bryan Harvey	2010 — Torii Hunter
1970 — Jim Fregosi	1992 — Luis Polonia	2011 — Mark Trumbo
1971 — Ken McMullen	1993 — Mark Langston & Tim Salmon	2012 — Mike Trout
1972 — Bob Oliver & Vada Pinson	1994 — Chili Davis	2013 — Mike Trout
1973 — Nolan Ryan	1995 — Tim Salmon	2014 — Mike Trout
1974 — Nolan Ryan	1996 — Troy Percival	2015 — Mike Trout
1975 — Mickey Rivers	1997 — Tim Salmon	2016 — Mike Trout
1976 — Jerry Remy	1998 — Gary DiSarcina	2017 — Andrelton Simmons & Mike Trout
1977 — Bobby Bonds	1999 — Garret Anderson	2018 — Mike Trout
1978 — Don Baylor	2000 — Darin Erstad	2019 — Mike Trout
1979 — Don Baylor	2001 — Garret Anderson	2020 — Mike Trout
1980 — Bobby Grich & Jason Thompson	2002 — Garret Anderson	2021 — Shohei Ohtani
1981 — Rick Burleson		
1982 — Doug DeCinces		
1983 — Bob Boone		




In 2021, Shohei Ohtani became the first player to win both the Angels MVP Award and Nick Adenhardt Award in the same season

NICK ADENHART PITCHER OF THE YEAR AWARD

This annual award was established in 2009 in memory of Angels pitcher Nick Adenhardt. On Apr. 8, 2009, Adenhardt, 22, along with Courtney Stewart, Henry Pearson and Jon Wilhite were in a terrible traffic accident. Adenhardt, Stewart and Pearson were killed and Wilhite was seriously injured. The accident happened shortly after Adenhardt, a native of Silver Springs, MD, pitched a masterful six innings against Oakland (6 IP, 7 H, 0 R, 3 BB, 5 SO), leaving with a 4-0 lead before a late-inning rally resulted in a 6-4 Angels defeat.

The award is given to the Angels' pitcher whose Major League performance is selected by his teammates as the most outstanding throughout the course of the regular season.

2009 — Jered Weaver	2016 — Matt Shoemaker
2010 — Jered Weaver	2017 — Yusmeiro Petit
2011 — Jered Weaver	2018 — Andrew Heaney
2012 — Jered Weaver	2019 — Hansel Robles
2013 — C.J. Wilson	2020 — Dylan Bundy
2014 — Garrett Richards	2021 — Shohei Ohtani
2015 — Huston Street	



CLUB HISTORY

A.L. WEEKLY & MONTHLY AWARDS



PLAYER OF THE WEEK

- 2021 — **MAX STASSI** (June 7-13); **SHOHEI OHTANI** (June 14-20);
SHOHEI OHTANI (June 28-July 4);
DAVID FLETCHER (July 5-11)
- 2019 — **MIKE TROUT** (April 1-7); **MIKE TROUT** (June 17-23)
- 2018 — **SHOHEI OHTANI** (April 2-8); **SHOHEI OHTANI** (Sept. 3-9)
- 2016 — **MATT SHOEMAKER** (July 11-17)
- 2015 — **MIKE TROUT** (July 6-12)
- 2014 — **MIKE TROUT** (July 7-13); **JOSH HAMILTON** (Mar. 31-Apr. 6)
- 2013 — **CHRIS IANNETTA** (Sept. 15-29)
- 2012 — **JERED WEAVER** (Apr. 30-May 6);
TORII HUNTER/MIKE TROUT (June 4-10);
ALBERT PUJOLS (July 30-Aug. 5)
- 2011 — **DAN HAREN** (Apr. 11-17); **ERVIN SANTANA** (July 25-31);
ERICK AYBAR (Sept. 12-18)
- 2010 — **KENDRYS MORALES** (Apr. 19-25); **BOBBY ABREU** (Aug. 9-16)
- 2009 — **KENDRYS MORALES** (July 27-Aug. 2)
- 2008 — **FRANCISCO RODRIGUEZ** (Aug. 18-24)
- 2007 — **VLADIMIR GUERRERO** (Apr. 2-8)
- 2005 — **VLADIMIR GUERRERO** (Aug. 9-15)
- 2004 — **JOSE GUILLÉN** (May 3-9); **ADAM KENNEDY** (Aug. 23-29);
VLADIMIR GUERRERO (Sept. 27-Oct. 3)
- 2003 — **SCOTT SPIEZIO** (May 12-18); **TROY GLAUS** (May 19-25);
GARRET ANDERSON (July 7-12)
- 2001 — **TROY GLAUS** (Sept. 21-30)
- 2000 — **MO VAUGHN** (May 8-14); **DARIN ERSTAD** (May 22-28);
DARIN ERSTAD (July 3-9); **TIM SALMON** (July 31-Aug. 6);
TIM SALMON (Aug. 21-27)
- 1999 — **TIM SALMON** (Apr. 12-18); **MO VAUGHN** (May 10-16);
TROY GLAUS (May 31-June 6)
- 1998 — **DARIN ERSTAD** (June 8-14); **TIM SALMON** (Aug. 3-9)
- 1997 — **JIM EDMONDS** (May 12-18); **CHUCK FINLEY** (July 28-Aug. 3)
- 1996 — **CHUCK FINLEY** (July 22-28)
- 1995 — **JIM EDMONDS** (June 12-18); **JIM EDMONDS** (July 17-23)
- 1994 — **TIM SALMON** (May 15-21)
- 1993 — **J.T. SNOW** (Apr. 19-25); **J.T. SNOW** (Sept. 27-Oct. 3)
- 1992 — **JUNIOR FELIX** (Apr. 27-May 3)
- 1991 — **DAVE WINFIELD** (Apr. 8-14); **WALLY JOYNER** (May 13-19);
DAVE WINFIELD (May 27-June 2)
- 1990 — **BRIAN DOWNING** (Aug. 6-12)
- 1989 — **BERT BLYLEVEN** (Apr. 10-16); **CHILI DAVIS** (July 31-Aug. 6)
- 1988 — **JOHNNY RAY** (Apr. 18-24); **MIKE WITT** (June 13-19);
CHILI DAVIS (July 4-10); **WALLY JOYNER** (July 25-31)
- 1987 — **WALLY JOYNER** (Apr. 20-26); **MIKE WITT** (June 1-7)
- 1986 — **DON SUTTON** (June 16-22); **DOUG DeCINCES** (Aug. 4-10)
- 1985 — **ROD CAREW** (July 29-Aug. 4)
- 1984 — **BOBBY GRICH** (Sept. 10-16); **MIKE WITT** (Sept. 23-30)
- 1983 — **ROD CAREW** (May 2-8)
- 1982 — **DOUG DeCINCES** (Aug. 2-8)
- 1980 — **MARK CLEAR** (June 30-July 6);
JASON THOMPSON (July 21-27)
- 1979 — **NOLAN RYAN** (Apr. 16-22); **DON BAYLOR** (July 2-8);
DAN FORD (Aug. 6-12)
- 1977 — **JOE RUDI** (Apr. 7-11)
- 1975 — **NOLAN RYAN** (Apr. 7-13); **NOLAN RYAN** (May 12-18);
NOLAN RYAN (May 27-June 1); **LEE STANTON** (June 8-15);
FRANK TANANA (July 14-20)
- 1974 — **ELLIE RODRIGUEZ** (May 29-June 4);
NOLAN RYAN (Aug. 14-20); **NOLAN RYAN** (Sept. 25-Oct. 1)

PLAYER/PITCHER OF THE MONTH

- 2021 — **SHOHEI OHTANI** (June); **SHOHEI OHTANI** (July)
- 2018 — **MIKE TROUT** (Sept.)
- 2017 — **MIKE TROUT** (Apr.)
- 2015 — **MIKE TROUT** (July); **ALBERT PUJOLS** (June)
- 2014 — **MATT SHOEMAKER** (Aug.); **MIKE TROUT** (June)
- 2013 — **JASON VARGAS** (May)
- 2012 — **MIKE TROUT** (July)
- 2011 — **JERED WEAVER** (Apr.)
- 2009 — **BOBBY ABREU** (July); **KENDRYS MORALES** (Aug.)
- 2008 — **JOHN LACKEY** (June)
- 2006 — **JOHN LACKEY** (July)
- 2005 — **BARTOLO COLON** (Aug.)
- 2004 — **VLADIMIR GUERRERO** (Sept.)
- 1998 — **CHUCK FINLEY** (Apr.)
- 1997 — **TIM SALMON** (July); **CHUCK FINLEY** (July)
- 1995 — **GARRET ANDERSON** (July)
- 1990 — **CHUCK FINLEY** (July)
- 1989 — **CHUCK FINLEY** (May)
- 1988 — **CHILI DAVIS** (July)
- 1987 — **BRIAN DOWNING** (Apr.)
- 1986 — **MIKE WITT** (Aug.); **DOUG DeCINCES** (Aug.)
- 1983 — **ROD CAREW** (May)
- 1982 — **GEOFF ZAHN** (Apr.); **DOUG DeCINCES** (Aug.)
- 1980 — **ROD CAREW** (June)
- 1979 — **DON BAYLOR** (May); **DON BAYLOR** (July)
- 1978 — **FRANK TANANA** (Apr.)
- 1977 — **FRANK TANANA** (May)
- 1976 — **NOLAN RYAN** (Sept.); **FRANK TANANA** (Sept.)
- 1974 — **NOLAN RYAN** (Aug.)

ROOKIE OF THE MONTH

- 2020 — **JARED WALSH** (Sept.)
- 2018 — **SHOHEI OHTANI** (Apr.); **SHOHEI OHTANI** (Sept.)
- 2015 — **ANDREW HEANEY** (July)
- 2014 — **MATT SHOEMAKER** (Aug.)
- 2012 — **MIKE TROUT** (May); **MIKE TROUT** (June);
MIKE TROUT (July); **MIKE TROUT** (Aug.)
- 2004 — **ROBB QUINLAN** (July)

RELIEVER OF THE MONTH

- 2021 — **RAISEL IGLESIAS** (July)
- 2020 — **MIKE MAYERS** (Sept.)
- 2008 — **FRANCISCO RODRIGUEZ** (June)
- 2006 — **FRANCISCO RODRIGUEZ** (Aug.)



ANGELS ALL-STAR SELECTIONS

- 1961 — Ryne Duren, first game; Ken McBride, both games
 1962 — Leon Wagner★, Billy Moran★, Lee Thomas, both games; Bill Rigney (coach), Ken McBride, second game.
 1963 — Ken McBride★, Leon Wagner★, Albie Pearson★
 1964 — Dean Chance★, Jim Fregosi★
 1965 — Bob Lee
 1966 — Bobby Knoop★, Jim Fregosi
 1967 — Jim McGlothlin, Don Mincher, Jim Fregosi, Bill Rigney (coach)
 1968 — Jim Fregosi★
 1969 — Jim Fregosi
 1970 — Sandy Alomar, Jim Fregosi, Alex Johnson, Clyde Wright, Lefty Phillips (coach)
 1971 — Andy Messersmith
 1972 — Nolan Ryan
 1973 — Nolan Ryan, Bill Singer
 1974 — Dave Chalk, Frank Robinson, Dick Williams (manager), Whitey Herzog (coach), Freddie Frederico (trainer)
 1975 — Dave Chalk, Nolan Ryan
 1976 — Frank Tanana
 1977 — Frank Tanana, Dave LaRoche, Nolan Ryan
 1978 — Frank Tanana
 1979 — Rod Carew, Bobby Grich, Brian Downing, Don Baylor★, Nolan Ryan★, Mark Clear
 1980 — Rod Carew★, Bobby Grich, Bob Clear (coach)
 1981 — Rod Carew★, Fred Lynn, Rick Burleson, Ken Forsch, Jimmie Reese (coach)
 1982 — Rod Carew★★★, Reggie Jackson★, Fred Lynn★, Bobby Grich★
 1983 — Rod Carew★, Reggie Jackson★, Fred Lynn★, Doug DeCinces, Bob Boone
 1984 — Rod Carew★, Reggie Jackson★, Rick Smith (trainer)
 1985 — Donnie Moore
 1986 — Wally Joyner★, Mike Witt
 1987 — Mike Witt
 1988 — Johnny Ray
 1989 — Chuck Finley, Devon White, Doug Rader (coach), Marcel Lachemann (coach), Rick Smith (trainer)
 1990 — Chuck Finley, Lance Parrish
 1991 — Bryan Harvey, Mark Langston
 1992 — Mark Langston, Jimmie Reese (honorary captain), Rick Turner (bullpen catcher), Ned Bergett (trainer)
 1993 — Mark Langston★
- 1994 — Chili Davis
 1995 — Gary DiSarcina, Jim Edmonds, Chuck Finley, Lee Smith
 1996 — Chuck Finley, Troy Percival
 1997 — Jason Dickson, Rick Smith (trainer)
 1998 — Darin Erstad, Troy Percival
 1999 — Troy Percival
 2000 — Darin Erstad, Troy Glaus
 2001 — Troy Glaus, Troy Percival
 2002 — Garret Anderson, Mike Scioscia (coach), Ned Bergett (trainer)
 2003 — Garret Anderson★, Troy Glaus★, Brendan Donnelly, Mike Scioscia (manager), Joe Maddon (coach), Buddy Black (coach), Mickey Hatcher (coach), Ron Roenicke (coach), Alfredo Griffin (coach), Orlando Mercado (coach)
 2004 — Vladimir Guerrero★, Francisco Rodriguez, Ned Bergett (trainer)
 2005 — Garret Anderson, Bartolo Colon, Vladimir Guerrero★
 2006 — Vladimir Guerrero★
 2007 — Vladimir Guerrero★, Francisco Rodriguez, John Lackey.
 2008 — Joe Saunders, Ervin Santana, Francisco Rodriguez.
 2009 — Brian Fuentes, Torii Hunter, Chone Figgins
 2010 — Torii Hunter, Jered Weaver, Mike Scioscia (coach), Ned Bergett (trainer)
 2011 — Howie Kendrick, Jordan Walden, Jered Weaver
 2012 — Mike Trout, Mark Trumbo, C.J. Wilson, Jered Weaver
 2013 — Mike Trout★
 2014 — Mike Trout★, Erick Aybar
 2015 — Mike Trout★, Albert Pujols★★, Hector Santiago, Adam Nevala (trainer)
 2016 — Mike Trout★, Yoichi Terada (trainer)
 2017 — Mike Trout★★★
 2018 — Mike Trout★
 2019 — Mike Trout★, Tommy La Stella
 2020 — All-Star Game Cancelled
 2021 — Shohei Ohtani★ (DH & SP), Mike Trout★★★, Jared Walsh

- ★ Elected as starter
- ★★ Elected as reserve but replaced injured starter
- ★★★ Elected as starter but replaced due to injury

TED WILLIAMS ALL-STAR GAME MVP

- 1962 (2) — Leon Wagner (Wrigley Field, Chicago)
 1983 — Fred Lynn (Comiskey Park, Chicago)
 2003 — Garret Anderson (U.S. Cellular Field, Chicago)
 2014 — Mike Trout (Target Field, Minnesota)
 2015 — Mike Trout (Great American Ball Park, Cincinnati)

HOME RUN DERBY PARTICIPANTS

- 1986 — Wally Joyner (The Astrodome, Houston)
 2001 — Troy Glaus (SAFECO Field, Seattle)
 2003 — Garret Anderson (U.S. Cellular Field, Chicago)★
 2007 — Vladimir Guerrero (AT&T Park, San Francisco)★
 2012 — Mark Trumbo (Kauffman Stadium, Kansas City)
 2015 — Albert Pujols (Great American Ball Park, Cincinnati)
 2021 — Shohei Ohtani (Coors Field, Denver)
 ★ Won contest

ANGELS ALL-STAR GAME BESTS

Single Game Bests		Career Bests (with Angels only)	
HITS	3 - Garret Anderson, 2006 Leon Wagner, 1962	GAMES	7 - Mike Trout (2012-18) - did not play in 2017 due to injury
RUNS	2 - 3 times; last, Mike Trout, 2015	STARTS	9 - Mike Trout (2013-18) - named starter in 2017 & 2021 but missed game due to injury
RBI	4 - Fred Lynn, 1983	HITS	7 - Mike Trout
HR	1 - 6 times; last, Mike Trout, 2018	RBI	5 - Fred Lynn
SB	1 - Mike Trout, 2015 Rod Carew, 1980	HR	1 - M. Trout (2015 & '18), V. Guerrero (2006), G. Anderson (2003), F. Lynn (1983), L. Wagner (1962)
IP	3 - Dean Chance, 1964 Ken McBride, 1963	IP	4 - Nolan Ryan
SO	4 - Chuck Finley, 1996	SO	5 - Chuck Finley


CLUB HISTORY

LOW HIT GAMES BY ANGELS



NO-HITTERS (9)

1. Bo Belinsky, vs. Baltimore, May 5, 1962 (2-0)
2. Clyde Wright, vs. Oakland, July 3, 1970 (4-0)
3. Nolan Ryan, at Kansas City, May 15, 1973 (3-0)
4. Nolan Ryan, at Detroit, July 15, 1973 (6-0)
5. Nolan Ryan, vs. Minnesota, Sept. 28, 1974 (4-0)
6. Nolan Ryan, vs. Baltimore, June 1, 1975 (1-0)
7. Mike Witt, at Texas, Sept. 30, 1984 (1-0, perfect game)
8. Ervin Santana, at Cleveland, July 27, 2011 (3-1)
9. Jered Weaver, vs. Minnesota, May 2, 2012 (9-0)



Ellie Rodriguez and Nolan Ryan

COMBINED NO-HITTERS (3)

1. Mark Langston-Mike Witt, vs. Seattle, Apr. 11, 1990 (1-0)
2. Jered Weaver-Jose Arredondo, at LAD, June 28, 2008 (0-1) *
- * 8-inning unofficial no-hitter.
3. Taylor Cole-Felix Pena, vs. Seattle, July 12, 2019 (13-0)

ONE-HITTERS (19)

1. Dean Chance, at Minnesota, Sept. 10, 1962 (5-0)
2. Bob Turley, at Chicago, June 12, 1963 (5-0)
3. Nolan Ryan, vs. Boston, July 9, 1972 (3-0)
4. Nolan Ryan, vs. New York, Aug. 29, 1973 (5-0)
5. Nolan Ryan, vs. Texas, June 27, 1974 (5-0)
6. Andy Hassler, vs. Chicago, Sept. 8, 1974 (0-1)
7. Nolan Ryan, vs. Seattle, Apr. 15, 1977 (7-0)
8. Nolan Ryan, vs. Cleveland, May 5, 1978 (5-0)
9. Chris Knapp, at Toronto, Sept. 3, 1978 (3-1)
10. Nolan Ryan, vs. New York, July 13, 1979 (6-1)
11. Bruce Kison, at Minnesota, Apr. 23, 1980 (17-0)
12. Kirk McCaskill, at Texas, June 25, 1986 (7-1)
13. Willie Fraser, vs. Seattle, Aug. 10, 1988 (2-1)
14. Kirk McCaskill, vs. Toronto, Apr. 28, 1989 (9-0)
15. Chuck Finley, at Boston, May 26, 1989 (5-0)
16. John Lackey, at Oakland, July 7, 2006 (3-0)
17. Dan Haren, vs. Cleveland, Apr. 12, 2011 (2-0)
18. Ervin Santana, vs. Arizona, June 16, 2012 (2-0)
19. John Heaney, vs. Kansas City, June 5, 2018 (1-0)

COMBINED ONE-HITTERS (14)

1. Ken McBride-Julio Navarro, at Washington, Apr. 13, 1964 (4-0, Opening Day)
2. Rick Clark-Clyde Wright, vs. Baltimore, Aug. 20, 1968 (7-2)
3. Bill Harrelson-Andy Messersmith, at New York, Aug. 27, 1968 (2-0)
4. Frank Tanana-Don Kirkwood, vs. Oakland, Apr. 26, 1975 (1-0)
5. Bartolo Colon-Francisco Rodriguez-Troy Percival, vs. Texas, July 27, 2004 (2-0)
6. Matt Palmer-Darren Oliver-Jose Arredondo-Kevin Jepsen-Rafael Rodriguez, vs. Texas, Sept. 30, 2009 (5-0)
7. Jerome Williams-Jordan Walden, vs. Cleveland, Sept. 7, 2011 (2-1)
8. C.J. Wilson-Ernesto Frieri, at Oakland, May 22, 2012 (5-0)
9. Garrett Richards-Joe Smith-Ernesto Frieri, at Seattle, Apr. 9, 2014 (2-0)
10. Matt Shoemaker-Mike Morin-Jason Grilli, at Boston, Aug. 21, 2014 (2-0)
11. C.J. Wilson-Joe Smith-Huston Street, vs. Seattle, Sept. 17, 2014 (5-0)
12. Garrett Richards-Fernando Salas-Joe Smith-Huston Street vs. Houston, May 10, 2015 (3-1)
13. Alex Meyer-David Hernandez-Jose Alvarez vs. Washington, July 19, 2017 (7-0)
14. Garrett Richards-Jim Johnson-Blake Parker-Blake Wood vs. Cleveland, Aug. 4, 2018 (13-2)

LOW HIT GAMES VS. ANGELS

NO-HITTERS (6)

1. Earl Wilson, at Boston, June 26, 1962 (2-0)
2. Dennis Eckersley, at Cleveland, May 30, 1977 (1-0)
3. Bert Blyleven, Texas, at Anaheim, Sept. 22, 1977 (6-0)
4. Joe Cowley, Chicago, at Anaheim, Sept. 19, 1986 (7-1)
5. Kenny Rogers, at Texas, July 28, 1994 (4-0, perfect game)
6. Eric Milton, at Minnesota, Sept. 11, 1999 (7-0)

COMBINED NO-HITTERS (1)

1. Vida Blue-Glenn Abbott-Paul Lindblad-Rollie Fingers, at Oakland, Sept. 28, 1975 (5-0)

COMBINED ONE-HITTERS (12)

1. Whitey Ford-Jim Coates-Buddy Daley-Bob Turley, at New York, May 22, 1962 (2-1, 12 inn.)
2. Mike Paul-Gary Kroll-Jack Hamilton-Stan Williams, at Cleveland, June 8, 1969 (3-2)
3. Marty Pattin-Steve Mingori, at Kansas City, June 26, 1976 (3-0)
4. Gary Beare-Sam Hinds-Bill Castro, at Milwaukee, June 18, 1977 (4-2)
5. Ross Baumgarten-Randy Scarbery, at Chicago, May 25, 1979 (6-1)
6. Joe Niekro-Al Holland, New York, at Anaheim, June 4, 1986 (11-0)
7. John Burkett-Jeff Zimmerman-John Wetteland, vs. Texas, June 29, 1999 (5-0)
8. Freddy Garcia-Neal Cotts, vs. Chicago (A.L.), Sept. 13, 2006 (9-0)
9. Anthony Swarzak-Matt Capps-Alex Burnett, at Minnesota, May 28, 2011 (1-0)
10. Justin Verlander-Jose Valverde, at Detroit, July 31, 2011 (3-2)
11. Jesse Chavez-Dan Otero-Tyler Clippard, vs. Oakland, Apr. 23, 2015 (0-2)
12. Mike Clevinger-Dan Otero-Bryan Shaw-Andrew Miller-Cody Allen, at Cleveland, Aug. 13, 2016 (5-1)

ONE-HITTERS (23)

1. Steve Barber, Balt., at Anaheim (GM 2), Apr. 16, 1967 (3-0)
2. Gary Peters, at Chicago (GM 2), May 14, 1967 (3-1)
3. Wally Bunker, Kansas City, at Anaheim, Sept. 11, 1969 (3-0)
4. Sonny Siebert, Boston, at Anaheim, July 31, 1970 (2-0)
5. Rich Hand, at Cleveland, Aug. 28, 1970 (5-1)
6. Bill Gogolewski, Texas, at Anaheim, Sept. 12, 1972 (3-0)
7. Jim Kaat, Minnesota, at Anaheim, July 1, 1973 (2-1)
8. Mike Cuellar, Baltimore, at Anaheim, May 31, 1975 (1-0)
9. Rick Langford, Oakland, at Anaheim, July 5, 1979 (3-0)
10. Ross Baumgarten, at Chicago, July 2, 1980 (1-0)
11. Britt Burns, at Chicago, Sept. 9, 1983 (11-0)
12. Dennis Martinez, at Baltimore, June 5, 1985 (4-0)
13. Charlie Hough, Texas, at Anaheim, June 16, 1986 (1-2)
14. Walt Terrell, at Detroit, Aug. 20, 1986 (3-0)
15. Scott Sanderson, New York, at Anaheim, July 11, 1991 (2-0)
16. Dennis Rasmussen, Kansas City, at Anaheim, Sept. 29, 1992 (2-0)
17. Jimmy Key, New York, at Anaheim, Apr. 27, 1993 (5-0)
18. David Cone, Kansas City, at Anaheim, May 22, 1994 (4-0)
19. Steve Trachsel, New York (N.L.), at Anaheim, June 15, 2003, (8-0)
20. James Shields, at Tampa Bay, May 9, 2008 (2-0)
21. Chris Sale, at Chicago (A.L.), May 12, 2013 (3-0)
22. Justin Verlander, at Detroit, Aug. 26, 2015 (5-0)
23. Mike Leake, at Seattle, July 19, 2019 (10-0)



ANGELS HOME RAINOUTS

Dodger Stadium:

- 1 — Apr. 14, 1963, vs. Chicago (Easter Sunday)
- 2 — Sept. 17, 1963, vs. Baltimore (Tuesday Night)
- 3 — Apr. 12, 1965, vs. Cleveland (Monday — Opening Night)
- 4 — Sept. 18, 1965, vs. Baltimore (Saturday — Day)
- 5 — Sept. 19, 1965, vs. Baltimore (Sunday)

Angel Stadium:

- 6 — Apr. 4, 1967, vs. Chicago Cubs (Preseason — Tuesday Night)
- 7 — Apr. 8, 1975, vs. Kansas City (Tuesday Night)
- 8 — Sept. 5, 1978, vs. Texas (Tuesday Night)
- 9 — Apr. 19, 1981, vs. Minnesota (Easter Sunday)
- 10 — Apr. 19, 1983, vs. Oakland (Tuesday Night)
- 11 — Apr. 20, 1983, vs. Oakland (Wednesday Night)
- 12 — Apr. 28, 1983, vs. Detroit (Thursday Night)
- 13 — Sept. 24, 1986, vs. Cleveland (Wednesday Night)
- 14 — Apr. 14, 1988, vs. Chicago (Thursday Day)
- 15 — June 16, 1995, vs. Chicago (Friday Night)
- 16 — July 19, 2015 vs. Boston (Sunday Day)
- 17 — May 22, 2019 vs. Minnesota (Wednesday Night)

The Angels have had electrical delays/failures on three occasions at Angel Stadium:

- Apr. 21, 1977 — Game cancelled due to blackout. Rescheduled as part of doubleheader on Sept. 8, 1977.
- June 13, 1986 — Game delayed 38 minutes due to electrical outage delay.
- June 24, 2010 — Game delayed 18 minutes due to electrical delay.

STRAIGHT STEALS OF HOME

- 1963 — Albie Pearson vs. Detroit (July 20, at Dodger Stadium)
- 1964 — Ed Kirkpatrick at Kansas City (May 5)
- 1965 — Jose Cardenal vs. Kansas City (May 9, at Dodger Stadium)
- Jose Cardenal at Boston (June 1)
- Jose Cardenal at Boston (July 25)
- 1966 — Jim Fregosi vs. Washington (Sept. 3)
- Paul Schaal vs. Washington (Sept. 3)
- 1967 — Jose Cardenal vs. Minnesota (July 23)
- 1972 — Mickey Rivers at Oakland (May 22)
- 1974 — Dave Chalk vs. Kansas City (May 12)
- Lee Stanton vs. Minnesota (July 28, 2nd game)
- Bruce Bochte at Chicago (Sept. 15)
- John Doherty at Minnesota (Sept. 20)
- Morris Nettles at Kansas City (Sept. 25)
- Denny Doyle vs. Oakland (Oct. 1)
- 1976 — Dave Collins vs. Detroit (Aug. 30)
- 1977 — Bobby Bonds at Toronto (Aug. 15)
- 1979 — Bob Clark at Toronto (Aug. 24)
- 1981 — Rod Carew at Seattle (Apr. 12)
- 1985 — Gary Pettis at Seattle (Apr. 28)
- Gary Pettis vs. Texas (June 11)
- 1989 — Devon White vs. Boston (Sept. 9)★
- 1992 — Luis Polonia at Seattle (June 26)
- Luis Polonia at New York (Aug. 21)
- 1994 — Chris Turner at Boston (July 5)
- 1995 — Rex Hudler vs. Detroit (July 21)
- 1997 — Tony Phillips at Seattle (June 28)
- 2006 — Orlando Cabrera vs. Dodgers (July 2)
- 2009 — Gary Matthews Jr. at Arizona (June 28)
- 2011 — Erick Aybar at Toronto (Sept. 20)
- 2013 — Collin Cowgill vs. Seattle (Sept. 21)

★ Stole for cycle

ANGELS AT THE ALL-STAR BREAK

YEAR	W-L	POS	GB
1961	35-51	T8th	-20 1/2
1962	45-37	3rd	- 2 1/2
1963	41-46	7th	-12
1964	37-44	7th	-13 1/2
1965	41-44	6th	-13 1/2
1966	46-39	4th	-11
1967	45-40	4th	- 4 1/2
1968	39-43	6th	-15 1/2
1969	36-58	6th	- 22
1970	51-35	2nd	- 5
1971	42-50	4th	-16 1/2
1972★	40-52	5th	-16 1/2
1973	48-48	T4th	- 7
1974	39-59	6th	-17
1975	40-51	6th	-17
1976	35-52	6th	-18 1/2
1977	42-46	5th	-11
1978	46-40	1st	+ 1
1979	55-38	1st	+ 2
1980	29-48	7th	-16 1/2
1981★	31-29	4th	- 6
1982	49-37	1st	+ 1
1983	42-36	2nd	- 2
1984	44-42	3rd	- 1
1985	52-35	1st	+ 6
1987	46-43	4th	- 3
1988	41-46	T4th	-12 1/2
1989	52-33	1st	+ 1 1/2
1990	41-43	4th	-11
1991	44-37	3rd	- 2

YEAR	W-L	POS	GB
1992	35-52	7th	-18
1993	43-43	T4th	-2
1994★	38-51	3rd	-5
1995★	39-30	T1st	—
1996	43-45	T3rd	-8 1/2
1997	44-42	2nd	-4 1/2
1998	49-37	1st	+1 1/2
1999	41-45	4th	-6 1/2
2000	47-41	3rd	-5
2001	42-45	3rd	-21
2002	51-35	2nd	-3
2003	49-43	3rd	-8 1/2
2004	47-40	3rd	-2 1/2
2005	52-36	1st	+5
2006	43-45	3rd	-2
2007	53-35	1st	+2 1/2
2008	57-38	1st	+6
2009	49-37	1st	+1.5
2010	47-44	2nd	-4 1/2
2011	50-42	2nd	-1
2012	48-38	2nd	-4
2013	44-49	3rd	-11
2014	57-37	2nd	-1 1/2
2015	48-40	1st	-0.5
2016	37-52	5th	-16.5
2017	45-47	T2nd	-16.5
2018	49-48	4th	-14
2019	45-46	4th	-12.5
2020	All-Star Game canceled		
2021	45-44	4th	-9

★ Player Strikes from April 5-14, 1972, June 12-July 31, 1981, Aug. 12, 1994-end of season and April 2 - 24, 1995.



CLUB HISTORY

ANGELS MISC. HOME RUNS



PINCH-HIT HOME RUNS (138)

1961 — (7).....Steve Bilko, Ken Hunt, Ted Kluszewski, Albie Pearson, Del Rice, Lee Thomas and Leon Wagner
1962 — (5).....Earl Averill, Tom Burgess, Ed Sadowski, Tom Satriano and Leon Wagner
1963 — (2).....Hank Foiles and Frank Kostró
1964 — (2).....Jim Fregosi and Tom Satriano
1965 — (1).....Julio Gotay
1966 — (4).....Joe Adcock (3) and Jose Cardenal
1967 — (3).....Jimmie Hall, Jay Johnstone and John Werhas
1968 — (2).....Ed Kirkpatrick and Roger Repoz
1969 — (1).....Billy Cowan
1970 — (2).....Billy Cowan and Jay Johnstone
1971 — (4).....Jim Fregosi, Syd O'Brien, Roger Repoz and Tom Reynolds
1972 — (3).....Jack Hiatt, Syd O'Brien and John Stephenson
1973 — (3).....Mike Epstein, Winston Llenas and Frank Robinson
1974 — (2).....Charlie Sands and Winston Llenas
1975 — (1).....Adrian Garrett
1976 — (1).....Ron Jackson
1977 — (3).....Ike Hampton and Tony Solaita (2)
1978 — (2).....Merv Rettenmund and Joe Rudi
1980 — (2).....Al Cowens and Jason Thompson
1981 — NONE
1982 — (1).....Rod Carew
1983 — (4).....Daryl Sconiers (2), Rob Wilfong and Reggie Jackson
1984 — (3).....Jerry Narron (2) and Daryl Sconiers
1985 — (2).....Juan Beniquez and Jerry Narron
1986 — (4).....Ruppert Jones (2), Bobby Grich and Mark Ryal
1987 — (9).....George Hendrick (3), Jack Howell (2), Ruppert Jones (2) and Mark Ryal (2)
1988 — (3).....Tony Armas, George Hendrick and Johnny Ray
1989 — (1).....Claudell Washington
1990 — (2).....Jack Howell and Dave Winfield
1991 — (2).....Bobby Rose and Max Venable

1992 — (3).....Bobby Rose, Gary Gaetti and Damion Easley
1993 — (3).....Tony Lovullo and Greg Myers (2)
1994 — (2).....Dwight Smith and Bo Jackson
1995 — (1).....Eduardo Perez
1996 — (7).....Jack Howell (4), Mike Aldrete (2) and Jim Edmonds
1997 — NONE
1998 — NONE
1999 — (2).....Todd Greene and Matt Luke
2000 — (2).....Scott Spiezio (2)
2001 — (4).....Shawn Wooten (2), Orlando Palmeiro and Bengie Molina
2002 — (2).....Jeff DaVanon and Julio Ramirez
2003 — (1).....Adam Kennedy
2004 — (2).....Shane Halter and Andres Galarraga
2005 — (1).....Dallas McPherson
2006 — (4).....Tim Salmon (2), Robb Quinlan and Dallas McPherson
2007 — (2).....Robb Quinlan and Brandon Wood
2008 — NONE
2009 — (2).....Gary Matthews Jr. and Kendrys Morales
2010 — NONE
2011 — (2).....Russell Branyan (2)
2012 — (2).....Alberto Callaspo and Kendrys Morales
2013 — (3).....Hank Conger, Grant Green and Chris Iannetta
2014 — (1).....David Freese
2015 — (2).....C.J. Cron and Jett Bandy
2016 — (1).....Jeffrey Marte
2017 — (1).....C.J. Cron
2018 — (5).....Jose Briceño (2), Jeffry Marte, Shohei Ohtani (2)
2019 — (2).....Brian Goodwin, Jared Walsh
2020 — NONE
2021 — NONE
BOLD - Grand Slam

INSIDE-THE-PARK HOME RUNS (27)

1962 — Jim Fregosi, Sept. 19 vs. Baltimore (Steve Barber)
1963 — Jim Fregosi, Sept. 6 vs. Kansas City (Dave Wickersham)
1964 — Buck Rodgers, Sept. 7 vs. Boston (Dick Radatz)
1966 — Paul Schaal, Aug. 2 vs. New York (Hal Reniff)
 Jose Cardenal, Aug. 30 vs. Boston (Roland Sheldon)
1967 — Rick Reichardt, June 25 at Kansas City (John Odum)
 Jose Cardenal, Aug. 13 at Boston (Jim Lonborg)
1969 — Sandy Alomar, June 23 vs. Minnesota (Dick Woodson)
 Rick Reichardt, Sept. 24 vs. Seattle (Gene Brabender)
1971 — Ken McMullen, Sept. 5 at Milwaukee (Skip Lockwood)
1972 — Leo Cardenas, July 15 at Milwaukee (Gary Ryerson)
1973 — Rudy Meoli, July 28 at Kansas City (Gene Garber)
1976 — Dave Collins, Sept. 23 vs. Texas (Tommy Boggs)
1977 — Bobby Bonds, Aug. 3 vs. New York (Ron Guidry)
1983 — Gary Pettis, Sept. 27 vs. Toronto (Luis Leal)
1984 — Rob Picciolo, July 4 at Toronto (Dave Stieb)
1987 — Gary Pettis, Apr. 22 vs. Oakland (Curt Young)
1990 — Luis Polonia, Aug. 14 vs. New York (Tim Learsy)
1991 — Luis Polonia, Aug. 9 vs. Oakland (Dave Stewart)
1996 — Darin Erstad, Sept. 6 at Minnesota (Brad Radke)
1997 — Darin Erstad, May 24 at Toronto (Woody Williams)
2007 — Vladimir Guerrero, May 26 vs. Baltimore (Todd Williams)
 Dallas McPherson, June 17 vs. San Diego (Jake Peavy)
 Chone Figgins, Sept. 29 vs. Oakland (Kiko Calero)
2012 — Gary Matthews Jr., June 17 at Los Angeles-NL (Brett Tomko)
2017 — Peter Bourjos, Apr. 11 at Minnesota (Carl Pavano)
2019 — Tommy La Stella, June 25 vs. Cincinnati (Tyler Mahle)

HOME RUN IN FIRST AT-BAT AS ANGEL (10)

Ted Kluszewski, Apr. 11, 1961
 Bob Cerv, Apr. 11, 1961
 Don Rose, May 24, 1972 (1st Major League at-bat)
 Frank Robinson, Apr. 6, 1973
 Dave Machemer, June 21, 1978 (1st Major League at-bat)
 Mark Ryal, Sept. 2, 1986
 Claudell Washington, Apr. 4, 1989
 Dave Parker, Apr. 9, 1991
 Von Hayes, Apr. 7, 1992
 Mike Napoli, May 4, 2006 (1st Major League at-bat)

HOME RUN IN FIRST GAME AS ANGEL (33)

Ted Kluszewski, April 11, 1961
 Bob Cerv, April 11, 1961
 Lou Clinton, June 5, 1964
 Vic Power, June 14, 1964
 Don Mincher, April 11, 1967
 Woodie Held, June 16, 1967
 Ken McMullen, April 28, 1970
 Billy Parker, Sept. 9, 1971
 Bob Oliver, May 7, 1972
 Frank Robinson, April 6, 1973
 Richie Scheinblum, June 16, 1973
 Orlando Alvarez, May 13, 1976
 Joe Rudi, April 7, 1977
 Dave Machemer, June 21, 1978
 Dave Skaggs, May 14, 1980
 Mark Ryal, Sept. 2, 1986
 Claudell Washington, April 4, 1989
 Dave Parker, April 9, 1991
 Von Hayes, April 7, 1992
 Rene Gonzales, April 12, 1992
 J.T. Snow, April 6, 1993
 Eduardo Perez, July 27, 1993
 Andy Allanson, April 26, 1995
 Mike Napoli, May 4, 2006
 Kendrys Morales, May 23, 2006
 Hideki Matsui, April 5, 2010
 Paul McNulty, July 4, 2010
 Carlos Perez, May 5, 2015
 Zack Cozart, Mar. 29, 2018
 Jose Briceño, May 26, 2018
 Francisco Arcia, July 26, 2018
 Jason Castro, July 24, 2020
 Anthony Rendon, July 28, 2020



Hideki Matsui homers Opening Day, April 5, 2010 vs. Twins

N.L. WEST

ARIZONA DIAMONDBACKS

YEAR	HOME	ROAD	TOTALS
1998	0-0	2-1	2-1
1999	1-2	0-0	1-2
2000	0-0	1-2	1-2
2001	1-2	0-0	1-2
2006	0-0	2-1	2-1
2009	0-0	3-0	3-0
2012	2-1	0-0	2-1
2015	1-1	1-1	2-2
2018	1-1	0-2	1-3
2020	1-2	0-0	1-2
2021	0-0	3-0	3-0
TOTALS	7-9	12-7	19-16

COLORADO ROCKIES

YEAR	HOME	ROAD	TOTALS
1997	0-2	1-1	1-3
1998	3-0	0-0	3-0
1999	2-0	2-1	2-1
2000	3-0	0-0	3-0
2001	0-0	3-0	3-0
2006	1-2	0-0	1-2
2009	2-1	0-0	2-1
2010	1-1	0-0	1-1
2012	3-0	3-0	3-0
2015	2-0	2-0	4-0
2018	1-1	1-1	2-2
2020	0-0	2-1	2-1
2021	2-1	0-0	2-1
TOTALS	14-7	14-4	30-12

LOS ANGELES DODGERS

YEAR	HOME	ROAD	TOTALS
1997	0-2	0-2	0-4
1998	2-0	1-1	3-1
1999	1-2	1-2	2-4
2000	2-1	2-1	4-2
2001	2-1	2-1	4-2
2002	2-1	1-2	3-3
2003	3-0	1-2	4-2
2004	1-2	2-1	3-3
2005	2-0	2-1	5-1
2006	2-1	0-3	2-4
2007	3-0	2-1	5-1
2008	2-1	1-2	3-3
2009	1-2	2-1	3-3
2010	2-1	3-0	5-1
2011	2-1	2-1	4-2
2012	2-1	2-1	4-2
2013	2-0	0-2	2-2
2014	0-2	1-1	1-3
2015	1-2	0-3	1-5
2016	2-0	1-1	3-1
2017	1-1	1-1	3-2
2018	2-1	1-2	3-3
2019	2-0	2-0	4-0
2020	0-3	0-3	0-6
2021	2-1	1-2	3-3
TOTALS	42-26	31-37	73-63

SAN DIEGO PADRES

YEAR	HOME	ROAD	TOTALS
1997	1-1	1-1	2-2
1998	0-0	1-2	1-2
1999	0-3	0-0	0-3
2000	0-0	2-1	2-1
2001	2-1	0-0	2-1
2006	1-2	0-0	1-2
2009	3-0	0-0	3-0
2012	0-0	1-2	1-2
2015	1-2	0-0	1-2
2018	0-0	3-0	3-0
2020	1-1	2-0	3-1
2021	1-1	1-1	2-2
TOTALS	10-11	11-7	21-18

SAN FRANCISCO GIANTS

YEAR	HOME	ROAD	TOTALS
1997	0-2	1-1	1-3
1998	1-2	0-0	1-2
1999	0-0	1-2	1-2
2000	2-1	0-0	2-1
2001	0-0	0-3	0-3
2006	0-0	1-2	1-2
2009	0-0	3-0	3-0
2012	2-0	0-0	2-0
2015	0-0	0-3	0-3
2018	1-2	0-0	1-2
2020	1-1	0-2	1-3
2021	0-2	1-1	1-3
TOTALS	7-11	7-14	14-25

N.L. CENTRAL

CHICAGO CUBS

YEAR	HOME	ROAD	TOTALS
2004	1-2	0-0	1-2
2010	0-0	2-1	2-1
2013	1-1	1-1	2-2
2016	0-2	0-2	0-4
2019	0-0	1-2	1-2
TOTALS	2-5	4-6	6-11

CINCINNATI REDS

YEAR	HOME	ROAD	TOTALS
2002	2-1	0-0	2-1
2007	0-0	2-1	2-1
2013	0-0	1-2	1-2
2016	3-0	0-0	3-0
2019	2-0	0-2	2-2
TOTALS	7-1	3-5	10-6

HOUSTON ASTROS

YEAR	HOME	ROAD	TOTALS
2004	0-0	1-2	1-2
2007	2-1	0-0	2-1
TOTALS	2-1	1-2	3-3

MILWAUKEE BREWERS

YEAR	HOME	ROAD	TOTALS
2002	0-0	3-0	3-0
2004	1-2	0-0	1-2
2010	1-2	0-0	1-2
2013	0-0	3-0	3-0
2016	0-0	1-2	1-2
2019	3-0	0-0	3-0
TOTALS	5-4	7-2	12-6

PITTSBURGH PIRATES

YEAR	HOME	ROAD	TOTALS
2002	2-1	0-0	2-1
2004	0-0	1-2	1-2
2007	3-0	0-0	3-0
2013	0-3	0-0	0-3
2016	0-0	2-1	2-1
2019	1-2	0-0	1-2
TOTALS	6-6	3-3	9-9

ST. LOUIS CARDINALS

YEAR	HOME	ROAD	TOTALS
2002	0-0	1-2	1-2
2010	0-0	2-1	2-1
2007	0-0	1-2	1-2
2013	2-1	0-0	2-1
2016	0-3	0-0	0-3
2019	0-0	1-2	1-2
TOTALS	2-4	5-7	7-11

N.L. EAST

ATLANTA BRAVES

YEAR	HOME	ROAD	TOTALS
2005	0-0	2-1	2-1
2008	1-2	0-0	1-2
2011	2-1	0-0	2-1
2014	0-0	1-2	1-2
2017	2-1	0-0	2-1
TOTALS	5-4	3-3	8-7

MIAMI MARLINS

YEAR	HOME	ROAD	TOTALS
2003	0-0	2-1	2-1
2005	2-1	0-0	2-1
2011	0-0	2-1	2-1
2014	2-1	0-0	2-1
2017	0-0	1-2	1-2
TOTALS	4-2	5-4	9-6

NEW YORK METS

YEAR	HOME	ROAD	TOTALS
2003	1-2	0-0	1-2
2005	0-0	2-1	2-1
2008	1-2	0-0	1-2
2011	0-0	2-1	2-1
2014	2-1	0-0	2-1
2017	0-0	1-2	1-2
TOTALS	4-5	5-4	9-9

PHILADELPHIA PHILLIES

YEAR	HOME	ROAD	TOTALS
2003	2-1	0-0	2-1
2008	0-0	3-0	3-0
2014	2-0	2-0	4-0
2017	3-0	0-0	3-0
TOTALS	7-1	5-0	12-1

WASHINGTON NATIONALS

YEAR	HOME	ROAD	TOTALS
2003*	0-0	2-1	2-1
2005	1-2	0-0	1-2
2008	0-0	2-1	2-1
2011	3-0	0-0	3-0
2014	0-0	2-1	2-1
2017	1-1	1-1	2-2
TOTALS	5-3	7-4	12-7

* vs. Montreal Expos (in San Juan, PR)

BY DIVISION

DIVISION	HOME	ROAD	TOTAL
N.L. West	82-65	75-69	157-134
N.L. Central	24-21	23-25	47-46
N.L. East	25-15	25-15	50-30
TOTALS	131-101	123-109	254-210

BY YEAR

YEAR	HOME	ROAD	TOTAL
1997	1-7	3-5	4-12
1998	6-2	4-4	10-6
1999	2-7	4-5	6-12
2000	7-2	5-4	12-6
2001	6-4	5-4	11-8
2002	6-3	4-4	11-7
2003	6-3	5-4	11-7
2004	3-6	4-5	7-11
2005	6-3	6-3	12-6
2006	4-5	3-6	7-11
2007	8-1	6-3	14-4
2008	4-5	6-3	10-8
2009	6-3	8-1	14-4
2010	5-4	6-3	11-7
2011	7-2	6-3	13-5
2012	6-3	6-3	12-6
2013	6-4	6-4	12-8
2014	6-4	6-4	12-8
2015	5-5	3-7	8-12
2016	5-5	4-6	9-11
2017	7-3	4-6	11-9
2018	5-5	5-5	10-10
2019	8-7	4-6	12-13
2020	3-7	4-6	7-13
2021	5-5	6-4	11-9
TOTALS	131-101	123-109	254-210

CLUB HISTORY SERIES SWEEPS



ARIZONA	3-GAME				4-GAME			
	TOT.	W/L	H/R	LAST TIME	TOT.	W/L	H/R	LAST TIME
	1	W		June 11-13, 2021	0	W/L		—
BALTIMORE	TOT.	W/L	H/R	LAST TIME	TOT.	W/L	H/R	LAST TIME
	11	W	H	July 2-4, 2021	0	W/L	H	—
	11	W	H	Aug. 27-29, 2010	0	W	H	—
	2	W	R	Aug. 19-21, 2011	0	L	R	—
	10	L	R	Aug. 3-5, 2010	2	L	R	July 17-20, 2003
BOSTON	TOT.	W/L	H/R	LAST TIME	TOT.	W/L	H/R	LAST TIME
	13	W	H	Aug. 28-30, 2012	1	W	H	July 17-20, 2015
	12	L	H	Apr. 17-19, 2018	1	L	H	June 12-15, 1980
	4	W	R	Aug. 21-23, 2012	2	W	R	Aug. 18-21, 2014
	16	L	R	June 26-28, 2018	3	L	R	Apr. 21-24, 2011
CHICAGO (AL)	TOT.	W/L	H/R	LAST TIME	TOT.	W/L	H/R	LAST TIME
	11	W	H	May 15-17, 2017	1	W	H	Sept. 28-Oct 1, 1970
	9	L	H	Sept. 24-26, 2010	1	L	H	Sept. 22-25, 1983
	7	W	R	Sept. 7-9, 2018	1	W	R	July 28-31, 1988
	11	L	R	Aug. 10-12, 2015	4	L	R	July 5-8, 2010
CLEVELAND	TOT.	W/L	H/R	LAST TIME	TOT.	W/L	H/R	LAST TIME
	12	W	H	Apr. 28-30, 2014	2	W	H	May 13-16, 1982
	13	L	H	Sept. 9-11, 2019	0	L	H	—
	4	W	R	Sept. 28-30, 2004	0	W	R	July 28-30, 1997
	6	L	R	Aug. 20-22, 2021	6	L	R	Aug. 30-Sept. 2, 1999
COLORADO	TOT.	W/L	H/R	LAST TIME	TOT.	W/L	H/R	LAST TIME
	2	W	H	July 7-9, 2000	0	W	H	—
	0	L	H	—	0	L	H	—
	2	W	R	June 8-10, 2012	0	W	R	—
	0	L	R	—	0	L	R	—
DETROIT	TOT.	W/L	H/R	LAST TIME	TOT.	W/L	H/R	LAST TIME
	12	W	H	Aug. 6-8, 2018	4	W	H	May 28-31, 2015
	8	L	H	Aug. 16-18, 1993	0	L	H	—
	5	W	R	Aug 17-19, 2021	1	W	R	July 13-16, 1995
	12	L	R	Apr. 30-May 2, 2010	1	L	R	July 1-4, 1968
HOUSTON	TOT.	W/L	H/R	LAST TIME	TOT.	W/L	H/R	LAST TIME
	0	L	H	Aug. 24-26, 2018	1	L	H	Sept. 4-5, 2020
	1	W	R	June 28-30, 2013	0	W	R	May 31-June 3, 2013
	5	L	R	Aug. 23-25, 2019	0	L	R	—
KANSAS CITY	TOT.	W/L	H/R	LAST TIME	TOT.	W/L	H/R	LAST TIME
	13	W	H	June 7-9, 2021	0	W	H	—
	8	L	H	June 25-27, 2007	3	L	H	May 6-9, 1996
	9	W	R	April 12-14, 2018	2	W	R	May 23-26, 2013
	8	L	R	Apr. 14-16, 2017	0	L	R	—
LOS ANGELES	TOT.	W/L	H/R	LAST TIME	TOT.	W/L	H/R	LAST TIME
	3	W	H	May 18-20, 2007	0	W	H	—
	1	L	H	Aug 14-16, 2020	0	L	H	—
	1	W	R	June 11-13, 2010	0	W	R	—
	4	L	R	Sept 25-27, 2020	0	L	R	—
MILWAUKEE	TOT.	W/L	H/R	LAST TIME	TOT.	W/L	H/R	LAST TIME
	10	W	H	Apr. 8-10, 2019	0	W	H	—
	4	L	H	Sept. 19-21, 1988	0	L	H	—
	4	W	R	Aug. 30-Sept. 1, 2013	1	W	R	July 27-30, 1995
	5	L	R	May 9-11, 1997	0	L	R	—
MINNESOTA	TOT.	W/L	H/R	LAST TIME	TOT.	W/L	H/R	LAST TIME
	14	W	H	June 24-26, 2014	0	W	H	—
	7	L	H	May 20-21, 23, 2019	L	L	H	Sept. 22-25, 1988
	10	W	R	July 31-Aug. 2, 2009	2	W	R	—
	8	L	R	Apr. 17-19, 2009	2	L	R	Sept. 4-7, 2014
NEW YORK (AL)	TOT.	W/L	H/R	LAST TIME	TOT.	W/L	H/R	LAST TIME
	9	W	H	July 10-12, 2009	0	W	H	—
	8	L	H	Apr. 27-29, 2018	2	L	H	July 21-24, 1994
	6	W	R	May 25-27, 2007	0	W	R	—
	7	L	R	June 5-7, 2015	5	L	R	July 22-25, 1993
OAKLAND	TOT.	W/L	H/R	LAST TIME	TOT.	W/L	H/R	LAST TIME
	12	W	H	Aug. 20-30, 2017	5	W	H	Aug. 28-31, 2014
	8	L	H	Sept. 17-19, 2021	3	L	H	Oct. 4-7, 2001
	8	W	R	Sept. 3-5, 2012	1	W	R	July 10-13, 1997
	14	L	R	June 14-16, 2021	2	L	R	Apr. 18-20, 1980
PHILADELPHIA	TOT.	W/L	H/R	LAST TIME	TOT.	W/L	H/R	LAST TIME
	1	L	H	Aug. 3-5, 2017	0	L	H	—
	1	W	R	June 20-23, 2008	0	W	R	—
	0	L	R	—	0	L	R	—
	0	L	R	—	0	L	R	—
PITTSBURGH	TOT.	W/L	H/R	LAST TIME	TOT.	W/L	H/R	LAST TIME
	1	W	H	June 22-24, 2007	0	W	H	—
	1	L	H	June 21-23, 2013	0	L	H	—
	0	W	R	—	0	W	R	—
	0	L	R	June 12-14, 2001	0	L	R	—
SAN DIEGO	TOT.	W/L	H/R	LAST TIME	TOT.	W/L	H/R	LAST TIME
	1	W	H	June 12-14, 2009	0	W	H	—
	1	L	H	July 18-20, 1999	0	L	H	—
	1	W	R	Aug. 13-15, 2018	0	W	R	—
	0	L	R	—	0	L	R	—
SAN FRANCISCO	TOT.	W/L	H/R	LAST TIME	TOT.	W/L	H/R	LAST TIME
	0	W	H	—	0	W	H	—
	0	L	H	—	0	L	H	—
	1	W	R	June 15-17, 2009	0	W	R	—
	2	L	R	May 1-3, 2015	0	L	R	—
SEATTLE	TOT.	W/L	H/R	LAST TIME	TOT.	W/L	H/R	LAST TIME
	10	W	H	July 12-14, 2019	4	W	H	July 7-10, 2011
	8	L	H	July 11-13, 2018	2	L	H	July 7-10, 2005
	11	W	R	June 4-6, 2010	3	W	R	Aug. 10-13, 2017
	6	L	R	Sept. 26-28, 2014	1	L	R	Apr. 19-22, 2001
TAMPA BAY	TOT.	W/L	H/R	LAST TIME	TOT.	W/L	H/R	LAST TIME
	4	W	H	Aug. 10-12, 2009	1	W	H	May 6-9, 2004
	2	L	H	July 31-Aug. 2, 2018	2	L	H	May 3-6, 2021
	3	W	R	July 14-16, 2006	0	W	R	—
	3	L	R	Apr. 24-26, 2012	0	L	R	—
TEXAS	TOT.	W/L	H/R	LAST TIME	TOT.	W/L	H/R	LAST TIME
	17	W	H	Sept. 24-26, 2018	0	W	H	—
	5	L	H	Aug. 5-7, 2013	0	L	H	—
	11	W	R	April 9-11, 2018	1	W	R	July 10-13, 2014
	11	L	R	Aug. 7-9, 2020	4	L	R	Sept. 26-29, 2013
TORONTO	TOT.	W/L	H/R	LAST TIME	TOT.	W/L	H/R	LAST TIME
	6	W	H	Apr. 30-May 2, 2019	0	W	H	—
	3	L	H	Aug 21-23, 2015	0	L	H	—
	7	W	R	Sept. 10-12, 2013	0	W	R	—
	10	L	R	July 26-28, 2005	2	L	R	July 3-6, 1992
WASHINGTON	TOT.	W/L	H/R	LAST TIME	TOT.	W/L	H/R	LAST TIME
	1	W	H	June 27-31, 2011	0	W	H	—



(14 INNINGS-OR-MORE)

DATE	OPPONENT	H/A	INNINGS	SCORE	WINNER	LOSER
4/13/82 **	Seattle	H	20	4-3	Sanchez	Nelson
7/9/71	Oakland	A	20	0-1	Knowles	Queen
8/9/14	Boston	H	19	5-4	Shoemaker	Workman
4/29/13	Oakland	A	19	8-10	Blevins	Enright
7/28/05	Toronto	A	18	1-2	Walker	Shields
6/8/04	Milwaukee	H	17	0-1	Kinney	Ortiz
9/21/89	Cleveland	A	17	4-5	Bailes	Monteleone
9/10/88	Texas	A	17	2-3	Vande Berg	Cook
5/31/66	Cleveland	H	17	5-7	Hargan	Chance
7/25/19	Baltimore	H	16	8-10	Scott	Canning
7/18/14	Seattle	H	16	3-2	Santiago	Leone
9/8/10 **	Cleveland	H	16	4-3	Palmer	Ambriz
7/6/90	Milwaukee	A	16	9-8	Minton	Edens
7/22/89	Detroit	H	16	5-4	Petry	Hudson
7/7/86	Milwaukee	A	16	3-1	Forster	Plesac
4/8/82	Oakland	A	16	8-6	Sanchez	Jones
7/24/78	Cleveland	A	16	5-4	Griffin	Kern
9/22/75	Chicago	H	16	3-0	Kirkwood	Gossage
7/8/72	Boston	H	16	4-3	Barber	Lee
8/1/71	Detroit	A	16	3-4	Niekro	Allen
5/11/70	Boston	H	16	2-1	LaRoche	Brett
4/24/64	Cleveland	H	16	2-5	McMahon	Fowler
8/3/63	Chicago	H	16	6-5	Foytack	Fisher
8/30/19	Boston	H	15	6-7	Cashner	Cahill
9/6/08	Chicago (A.L.)	R	15	6-7	Wasserman	Speier
6/13/04	Chicago (N.L.)	H	15	5-6	Leicester	Hensley
9/7/97	Detroit	A	15	5-4	Hasegawa	Dishman
9/27/96	Texas	A	15	4-3	Harris	Whiteside
9/2/92	Cleveland	H	15	3-2	Lewis	Lilliquist
9/13/86	Chicago	A	15	3-2	Lucas	Dawley
6/4/85	Baltimore	A	15	6-5	Cliburn	Dixon
4/30/85	Boston	H	15	3-2	Cliburn	Ojeda
6/12/83	Toronto	H	15	5-6	Clarke	C. Brown
8/7/80	Minnesota	H	15	4-2	Hassler	Williams
8/27/76	New York	H	15	0-5	Jackson	Monge
7/28/76	Kansas City	H	15	2-3	Gura	Kirkwood
8/19/75	Milwaukee	H	15	5-4	Scott	Austin
6/14/74	Boston	H	15	4-3	Raziano	Tiant
6/14/71	Boston	H	15	3-4	Lyle	Fisher
8/21/68	Baltimore	H	15	3-4	Brabender	Pattin
6/6/64	New York	H	15	0-2	Stafford	Smith
4/24/63	Detroit	A	15	3-4	Anderson	Grba
4/13/63	Chicago	H	15	1-0	Navarro	Peters
4/22/19	New York (A.L.)	H	14	3-4	Holder	Bard
6/10/14	Oakland	H	14	2-1	Rasmus	Francis
8/20/13	Cleveland	H	14	1-4	Carrasco	Blanton
4/9/11	Toronto	H	14	6-5	Haren	Rauch
9/10/10 **	Seattle	H	14	4-3	Thompson	Sweeney
6/5/03	Montreal	R	14	7-8	Eischen	Callaway
4/27/03	Boston	H	14	4-6	Mendoza	Callaway
4/28/02	Toronto	H	14	8-5	Lukasiewicz	Borbon
6/13/97	San Diego	A	14	7-8	Bochtler	Hasegawa
5/8/96	Kansas City	H	14	1-3	Pichardo	Eichhorn
7/11/93	New York	H	14	3-2	Linton	Monteleone
5/24/93	Seattle	A	14	3-4	Henry	Crim
8/9/92	Chicago	H	14	8-12	Pall	Bailes
9/10/89	Boston	H	14	2-1	McClure	Lamp
6/21/89	Toronto	H	14	1-6	Minton	Henke
9/10/86	Cleveland	A	14	7-6	Finley	Yett
6/28/85	Kansas City	A	14	4-5	Quisenberry	Corbett
6/26/84	Texas	A	14	3-2	Kison	Jones
9/14/83	Kansas City	H	14	0-1	Armstrong	Steirer
8/24/83	Milwaukee	A	14	0-1	Slaton	Hassler
7/12/83	Detroit	A	14	4-5	Bailey	Witt
7/13/80	Oakland	H	14	5-4	Montague	Hamilton
8/10/79	Seattle	H	14	6-8	Stein	LaRoche
8/20/78	Baltimore	H	14	1-0	Griffin	Stanhouse
10/2/76	Oakland	A	14	8-9	Fingers	Verhoeven
9/13/76	Texas	A	14	6-2	Drago	Bacsik
5/30/76	Kansas City	H	14	2-3	Mingori	Drago
8/6/70	Minnesota	A	14	1-2	Williams	Doyle
6/11/69	Baltimore	A	14	7-5	Borbon	Richert
6/24/66	Baltimore	H	14	5-4	Sanford	Fisher
6/11/66	Kansas City	H	14	4-3	Sanford	Krause
4/12/66	Chicago	A	14	2-3	Pizarro	Brunet
9/15/65	Chicago	H	14	2-1	Sukla	Fisher
9/6/63	Kansas City	H	14	4-3	Osinski	Bowsfield
9/9/62	Baltimore	A	14	3-4	Wilhelm	Navarro
7/23/62	Baltimore	H	14	6-5	Chance	Hall
6/25/61	Baltimore	H	14	8-9	Hall	Klin

** Played a club-record 30 innings in consecutive games (two occurrences)



CLUB HISTORY

ANGELS IN EXTRA INNINGS



YEAR	HOME	ROAD	TOTAL	YEAR	HOME	ROAD	TOTAL
1961	2-5	3-4	5-9	1992	4-3	4-5	8-8
1962	6-5	4-4	10-9	1993	4-3	0-5	4-8
1963	5-3	6-4	11-7	1994	2-6	2-1	4-7
1964	2-4	8-1	10-5	1995	2-4	4-1	6-5
1965	5-3	2-4	7-7	1996	4-2	4-5	8-7
1966	6-6	3-2	9-8	1997	4-3	1-5	5-8
1967	3-2	2-5	5-7	1998	2-3	4-3	6-6
1968	5-4	4-0	9-4	1999	3-4	1-4	4-8
1969	4-5	3-1	7-6	2000	2-2	7-5	9-7
1970	6-4	3-3	9-7	2001	4-5	3-3	7-8
1971	2-4	7-6	9-10	2002	7-3	3-2	10-5
1972	8-2	1-1	9-3	2003	1-2	1-2	2-4
1973	4-7	7-4	11-11	2004	2-4	2-2	4-6
1974	2-3	1-3	3-6	2005	6-4	3-6	9-10
1975	4-7	3-3	7-10	2006	4-4	4-3	8-7
1976	6-7	7-5	13-12	2007	6-2	1-1	7-3
1977	3-3	5-3	8-6	2008	2-3	1-2	3-5
1978	5-3	5-2	10-5	2009	3-2	4-2	7-4
1979	2-3	2-1	4-4	2010	6-4	3-3	9-7
1980	4-6	2-4	6-10	2011	6-5	2-8	8-13
1981	3-0	1-4	4-4	2012	0-1	3-3	3-4
1982	6-2	2-3	8-5	2013	5-6	3-2	8-8
1983	3-9	5-5	8-14	2014	7-4	3-3	10-7
1984	4-5	6-5	10-10	2015	4-4	1-3	5-7
1985	7-1	4-2	11-3	2016	0-3	0-1	0-4
1986	4-1	3-4	7-5	2017	4-4	4-3	8-7
1987	7-5	2-8	9-13	2018	3-4	2-3	5-7
1988	3-6	7-2	10-8	2019	1-3	2-4	3-7
1989	4-3	4-2	8-5	2020	3-2	1-2	4-4
1990	6-2	4-3	10-5	2021	0-4	3-1	3-5
1991	2-7	0-2	2-9				

ANGELS LONGEST WINNING STREAKS

#G	YEAR	OPPONENTS	DATES
11	1964	(Wash. 5, Cle. 3, K.C. 3)	June 16
10	2014	(Min. 3, Cle. 1, Tex. 3, Hou. 2)	Sept. 4
10	1979	(Min. 5, Oak. 5)	Apr. 21
10	1997	(Sea. 2, Oak. 4, Tex. 2, Det. 2)	July 5
10	2002	(T.B. 1, Bal. 3, T.B. 3, Bal. 3)	Aug. 29
9	1998	(Min. 1, K.C. 2, Sea. 2, Col. 3, Ari. 1)	May 31
9	2004	(Min. 2, Det. 3, T.B. 4)	May 1
9	2004	(T.B. 2, N.Y. 3, K.C. 3, Min. 1)	Aug. 18
8	1987	(K.C. 1, Tex. 3, Chi. 3, Cle. 1)	June 21
8	1995	(Cle. 2, Mil. 4, Sea. 2)	July 25
8	2002	(Sea. 1, Tor. 3, Cle. 3, Tor. 1)	Apr. 24
8	2002	(Det. 2, Chi. 3, Det. 2, Chi. 1)	May 8
8	2005	(Tex. 3, L.A. 3, Tex. 2)	June 20
8	2005	(Det. 3, Tex. 3, T.B. 2)	Sept. 16
8	2006	(Oak. 3, TB. 3, Cle. 2)	July 7
8	2009	(Oak. 2, KC 3, Min. 3)	July 18
8	2012	(Oak. 2, Sea. 4, NYY 2)	May 22
8	2013	(Chi. 2, Sea. 2, K.C. 4)	May 18
7	1961	(Chi. 1, K.C. 3, Min. 2, Det. 1)	July 2
7	1966	(Chi. 2, Min. 3, K.C. 2)	June 13
7	1967	(Chi. 2, Min. 4, Bos. 1)	July 17
7	1971	(Chi. 2, K.C. 2, Min. 3)	Apr. 12
7	1982	(Sea. 4, Min. 3)	Apr. 13
7	1983	(Cle. 4, N.Y. 3)	May 22
7	1986	(Bal. 1, N.Y. 2, Det. 4)	Aug. 24
7	1988	(Tor. 1, Cle. 4, Det. 2)	July 6
7	1988	(Oak. 1, Chi. 4, Sea. 2)	July 27
7	1989	(Tor. 1, Det. 4, Oak. 2)	July 18
7	1990	(Cle. 2, Tor. 2, Mil. 3)	May 21
7	1995	(Min. 1, Chi. 3, N.Y. 3)	May 18
7	1996	(Tor. 2, Det. 4, Mil. 2)	Apr. 17
7	1996	(Cle. 1, K.C. 3, Tor. 3)	June 9
7	1997	(Chi. 2, Bal. 2, Mil. 3)	June 12
7	2008	(Tor. 2, Sea. 3, Oak. 2)	May 31
7	2009	(S.D. 3, S.F. 3, L.A. 1)	June 12
7	2013	(Det. 3, Hou. 3, Stl. 1)	June 25
7	2015	(Sea. 1, Bos. 4, Min. 2)	July 12
7	2015	(Hou. 2, Sea. 3, Oak. 2)	Sept. 22
7	2018	(Oak. 1, Tex. 3, KC 3)	Apr. 8

ANGELS LONGEST LOSING STREAKS

#G	YEAR	OPPONENTS	DATES
13	1988-89	(Mil. 5, Min. 7, Tex. 1)	Sept. 19
11	1974	(Tex. 1, Oak. 4, Cle. 3, Bal. 3)	June 30
11	1992	(Sea. 1, Min. 3, Tor. 4, Cle. 2, Det. 1)	June 28
11	1999	(L.A. 2, S.D. 3, Tex. 2, Bal. 3, T.B. 1)	July 16
11	2016	(Oak. 1, Sea. 4, Chi. 2, Cle. 4)	Aug. 4
10	1963	(Det. 1, Bal. 3, Wash. 4, N.Y. 2)	June 30
10	1969	(N.Y. 4, Bos. 3, Det. 3)	May 16
10	1993	(Cle. 2, Bos. 3, N.Y. 4, Oak. 1)	July 17
9	1961	(N.Y. 3, Chi. 5, K.C. 1)	June 11
9	1970	(Min. 3, K.C. 2, Chi. 2, Mil. 2)	Sept. 4
9	1980	(N.Y. 3, Bos. 4, Bal. 2)	June 11
9	1987	(N.Y. 4, Bal. 2, Tor. 3)	May 22
9	1995	(Bal. 3, N.Y. 3, Bos. 3)	Aug. 25
9	1995	(Chi. 1, K.C. 3, Oak. 3, Tex. 2)	Sept. 13



GAMES: 231

RECORD: 128-103

HOME/ROAD: 132/99

HOME RECORD: 91-41

ROAD RECORD: 37-62

MOST WINS: Chance (11); Finley (10); Ryan (7); Tanana, Newman (5); May, Washburn (4)

MOST LOSSES: Brunet (6); Wright, Tanana (5); Newman, May, McGlothlin, Ryan, Finley (4)

MOST DECISIONS: Finley (14, 10-4); Chance (13, 11-2); Ryan (11, 7-4); Tanana (10, 5-5); Newman (9, 5-4); Brunet (9, 3-6)

EXTRA-INNING GAMES: 32

RECORD: 20-12

ROAD RECORD: 6-6

HOME RECORD: 14-6

LONGEST GAME: 20 inn. (7/9/71) at Oak. (1-0 loss)

DATE	OPP	H/R	W/L	WINNER	LOSER	DATE	OPP	H/R	W/L	WINNER	LOSER
7/9/61	DET (1)	R	L	Lary	Grba	5/18/69	NY (2)	R	L	Hamilton	Wilhelm
4/12/62	CHI	R	W	McBRIDE	HORLEN	6/22/69	CHI	H	L	WYNNE	McGlothlin
5/20/62	BOS	R	W	Belinsky	Schwall	7/2/69	KC	R	L	BUTLER	MURPHY
6/6/62	CHI	H	W	McBRIDE	HERBERT	9/4/69	CHI	H	W	May	John
7/17/62	DET	H	W	McBRIDE	Aguirre	4/30/70	NY	R	L	BAHNSEN	May
8/10/62	MIN	H (11)	W	CHANCE	KAAT	9/3/70	KC	H	W	BRADLEY	ROOKER
4/13/63	CHI	H (15)	W	Navarro	Peters	5/20/71	MIN	H	W	WRIGHT	Corbin
6/4/63	CHI	H	W	OSINSKI	Peters	7/2/71	OAK	H	W	CLARK	ODOM
6/21/63	WAS	H	W	Chance	Rudolph	7/9/71	OAK	R (20)	L	Knowles	Queen
7/17/63	CLE (2)	H	W	Foytack	Kralick	8/5/71	CHI	H	L	WOOD	WRIGHT
7/31/63	CLE (1)	R	L	LATMAN	Newman	8/27/71	BOS	H	W	Messersmith	SIEBERT
8/9/63	NY	H	L	BOUTON	D. Lee	9/8/71	OAK	R	L	HUNTER	MAY
6/2/64	BOS	H	W	CHANCE	Lamabe	9/13/71	MIN	H	L	KAAT	MURPHY
6/26/64	KC (1)	H	W	Belinsky	Drabowsky	9/29/71	MIN	R	L	BLYLEVEN	WRIGHT
7/11/64	CHI	H	W	CHANCE	Talbot	4/15/72	CLE	H	W	MESSERSMITH	Bosman
7/15/64	DET (2)	H	W	CHANCE	Regan	6/15/72	TEX	H	L	COLBERT	Wright
7/17/64	MIN	R	W	Newman	Stigman	7/5/72	MIL	H	W	RYAN	STEPHENSON
7/24/64	KC	R	L	O'DONOGHUE	D. Lee	7/16/72	MIL (1)	R	W	MAY	COLBORN
8/5/64	BAL	H	W	Chance	Bunker	7/22/72	NY (1)	R	W	Barber	Lyle
8/18/64	DET (1)	R	W	CHANCE	Aguirre	7/31/72	KC	H	L	NELSON	Ryan
8/18/64	DET (2)	R	L	LOLICH	Newman	8/9/72	CHI	H	L	WOOD	Ryan
8/22/64	CLE (1)	R	L	SIEBERT	Chance	8/27/72	CLE	H (12)	W	RYAN	Hennigan
9/5/64	BAL	H	W	Brunet	Barber	9/3/72	BAL	H (10)	W	MESSERSMITH	WATT
9/22/64	CHI	H	W	NEWMAN	Howard	9/15/72	CHI	H (11)	W	MAY	BRADLEY
9/25/64	MIN	H	W	CHANCE	KAAT	9/22/72	MIN	R	L	BLYLEVEN	MESSERSMITH
4/25/65	NY (2)	R	L	STOTTLEMYRE	May	4/25/73	BAL	H	W	SINGER	McNALLY
5/3/65	BOS	H	W	CHANCE	Stephenson	5/4/73	BAL	R	W	MAY	McNALLY
5/21/65	CHI	H	W	Newman	JOHN	6/9/73	MIL	H	L	Colborn	MAY
6/19/65	CLE	R	L	TERRY	Newman	6/21/73	MIN	R	L	BLYLEVEN	WRIGHT
7/4/65	CHI	H	L	John	Brunet	8/26/73	BOS	H	W	SINGER	TIANT
7/10/65	CLE	H	W	Newman	McDOWELL	7/6/74	CLE	H	L	Bosman	FIGUEROA
8/31/65	NY	H	W	CHANCE	Stafford	8/19/74	DET	H	W	TANANA	Holdsword
9/3/65	KC (2)	H	L	Krausse	Newman	8/20/74	DET	H (11)	L	LOLICH	RYAN
5/5/66	KC	H	W	Newman	Sheldon	9/5/74	CHI	H	L	Johnson	FIGUEROA
6/3/66	DET	H	L	Aquirre	M. LOPEZ	9/8/74	CHI	H	L	Kaat	HASSLER
6/8/66	CHI	H	W	BRUNET	Lamabe	4/26/75	OAK	H	W	Tanana	HOLTZMAN
6/19/66	KC (1)	R	L	KRAUSSE	WRIGHT	5/4/75	TEX	R	L	Hands	HASSLER
6/25/66	BAL	H	L	Bunker	BRUNET	5/16/75	BAL	R	L	PALMER	TANANA
7/6/66	DET	R (10)	W	Brunet	Sherry	5/31/75	BAL	H	L	CJELLAR	SINGER
7/20/66	BOS (2)	R (10)	W	Rojas	Wyatt	6/1/75	BAL	H	W	RYAN	Grimsley
8/12/66	CHI	R	L	JOHN	CHANCE	6/22/75	TEX	H	W	FIGUEROA	JENKINS
8/23/66	NY	R	W	CHANCE	Peterson	6/23/75	TEX	H (13)	L	Umbarger	Kirkwood
5/12/67	CHI	R	L	Horlen	Sanford	7/23/75	NY	R	W	TANANA	PALMER
5/13/67	CHI	R (10)	L	O'TOOLE	Rojas	8/10/75	BAL	H	W	Scott	MAY
6/1/67	WAS	R	L	PASCUAL	Clark	9/19/75	MIN	H	W	Pactwa	BLYLEVEN
7/13/67	CHI	R	L	Peters	Brunet	4/26/76	MIL	R	L	Colborn	TANANA
8/8/67	NY	H	L	Monbuquette	Brunet	5/12/76	TEX	H	L	SINGER	Kirkwood
8/11/67	BOS	H	W	McGLOTHLIN	Stange	5/26/76	CHI	H (11)	L	Brett	KIRKWOOD
9/2/67	CLE	H (12)	W	Rojas	Allen	6/15/76	MIL	H	W	RYAN	COLBORN
4/10/68	NY	R	L	STOTTLEMYRE	Brunet	8/5/76	TEX	R	L	BLYLEVEN	ROSS
6/28/68	WAS (2)	R (11)	W	Pattin	Knowles	9/20/76	TEX	H	W	RYAN	BLYLEVEN
7/27/68	CHI	H	L	Priddy	Brunet	10/3/76	OAK	R	W	RYAN	TORREZ
8/6/68	WAS (2)	R	L	COLEMAN	McGlothlin	5/30/77	CLE	R	L	ECKERSLEY	TANANA
8/10/68	BAL	R	L	BRABENDER	MURPHY	6/10/77	CLE	H	W	TANANA	GARLAND
8/19/68	BAL	H	L	HARDIN	McGLOTHLIN	6/24/77	TEX	H (10)	L	Devine	TANANA
9/28/68	CHI	H	W	Pattin	Fisher	7/31/77	BOS	H	L	AASE	LaRoche
4/29/69	SEA	R	L	PATTIN	McGLOTHLIN	4/7/78	OAK	H	W	TANANA	Langford
5/14/69	WAS	H	W	McGlothlin	Hannan	4/13/78	MIN	H (11)	W	LaRoche	T. Johnson
						6/7/78	OAK (2)	R	L	Keough	Griffin
						8/1/78	OAK	H	L	LANGFORD	RYAN
						8/7/78	OAK	R	L	RENKO	AASE
						8/20/78	BAL	H (14)	W	Griffin	Stanhouse

CLUB HISTORY

1-0 WINS AND LOSSES



DATE	OPP	H/R	W/L	WINNER	LOSER	DATE	OPP	H/R	W/L	WINNER	LOSER
9/11/78	TEX	R	L	JENKINS	HARTZELL	5/6/00	SEA	R	L	Sasaki	Holtz
5/2/79	NY	H	W	RYAN	GUIDRY	9/6/00	DET	R	W	Schoeneweis	Sparks
5/23/79	MIL	R	L	TRAVERS	AASE	9/17/00	MIN	R	L	RADKE	BELCHER
7/2/80	CHI	R	L	BAUMGARTEN	TANANA	6/8/01	LAD	R	W	Valdez	Carrara
9/22/81	CHI	H	W	Moreno	BAUMGARTEN	6/13/01	SF	R	L	Ortiz	Schoeneweis
10/3/81	TEX	R	L	BUTCHER	MORENO	7/2/01	OAK	R (12)	L	Tam	Hasegawa
5/19/83	SEA	R	L	YOUNG	FORSCH	7/29/01	BAL	H	L	Mercedes	Valdez
8/24/83	MIL	R (14)	L	Slaton	Hassler	4/23/02	SEA	R	L	Franklin	ORTIZ
9/14/83	KC	H (14)	L	Armstrong	Steiner	7/3/02	BAL	H	W	Washburn	ERICKSON
6/29/84	MIL	R	L	Haas	ROMANICK	7/11/02	KC	R	W	Washburn	MAY
7/25/84	SEA	H (10)	W	Sanchez	BEATTIE	7/28/02	SEA	R	W	Appier	Sasaki
8/18/84	BAL	R	L	BODDICKER	Witt	8/11/02	TOR	R	W	Washburn	Halladay
9/30/84	TEX	R	W	WITT	HOUGH	9/17/02	OAK	R (10)	W	Weber	Koch
6/9/85	KC	H	W	Romanick	JACKSON	7/4/03	OAK	R	W	Sele	MULDER
9/27/86	TEX	H	L	HOUGH	Sutton	5/1/04	MIN	R	W	Rodriguez	Rincon
4/18/87	MIN	H	W	Candelaria	VIOLA	5/7/04	TB	H	W	LACKEY	Hendrickson
6/12/87	KC	R	L	SABERHAGEN	WITT	5/18/04	NY	H (11)	W	Shields	Quantill
9/29/87	CHI	R	L	Bannister	WITT	6/8/04	MIL	H (17)	L	Kinney	Ortiz
5/4/88	DET	H	L	MORRIS	PETRY	9/8/04	TOR	H	L	Miller	Escobar
6/4/88	MIL	R	L	HIGUERA	PETRY	9/15/04	SEA	R	L	FRANKLIN	Lackey
6/7/88	TEX	R	W	Finley	HOUGH	9/19/04	TEX	H	L	Young	Washburn
6/10/88	KC	H	W	PETRY	Leibrandt	4/16/05	OAK	R (10)	L	Calero	Shields
4/26/89	DET	H	W	Finley	MORRIS	4/24/05	OAK	H	W	Shields	BLANTON
4/30/89	TOR	H (11)	W	McClure	Henke	6/15/05	WAS	H	L	Drese	COLON
6/7/89	CLE	H	L	SWINDELL	FINLEY	5/1/06	OAK	H	L	Zito	Carrasco
7/18/89	TOR	R	W	BUYLEVEN	KEY	9/4/06	BAL	H	W	Weaver	Lopez
8/20/89	CLE	H	W	McCASKILL	BLACK	6/27/07	KC	H	L	de la Rosa	Weaver
4/11/90	SEA	H	W	Langston	Hanson	4/2/08	MIN	R	W	Saunders	Blackburn
6/4/90	TEX	R	L	Brown	McCaskill	5/26/08	DET	H (12)	W	Arredondo	Dolsi
6/22/90	DET	H	W	Bailes	Gibson	6/28/08	LAD	R	L	Billingsley	Weaver
8/17/90	BOS	R	W	FINLEY	BODDICKER	6/29/08	LAD	R	W	Lackey	Lowe
9/2/90	CHI	H	W	Finley	FERNANDEZ	8/1/08	NY	R	W	Santana	Rivera
8/24/91	BOS	H	W	McCaskill	Morton	5/9/09	KC	H	W	SAUNDERS	GREINKE
8/28/91	DET	H	W	J. Abbott	GULLICKSON	7/8/10	CWS	R	L	DANKS	SANTANA
9/7/91	MIL	H	W	Finley	NAVARRO	7/23/10	TEX	R	L	Wilson	Saunders
9/8/91	MIL	H	W	J. Abbott	Plesac	8/29/10	BAL	R	L	Guthrie	Weaver
9/13/91	CHI	H	L	McDOWELL	J. ABBOTT	5/28/11	MIN	R	L	Burnett	Takahashi
4/29/92	TOR	R	L	STOTTLEMYRE	J. ABBOTT	6/29/11	WAS	H	W	Haren	ZIMMERMAN
8/11/92	MIL	H	W	Grabe	Navarro	7/5/11	DET	H	W	HAREN	Verlander
9/26/92	CHI	R	W	Finley	Fernandez	7/21/11	TEX	H	W	Weaver	Wilson
8/24/93	BAL	R	L	Moyer	FINLEY	8/5/11	SEA	H	W	Walden	Cortes
9/22/93	CHI	H	L	Alvarez	FINLEY	6/19/13	SEA	H	W	Wilson	Saunders
6/14/94	KC	R	W	FINLEY	Gubicza	7/24/13	MIN	H	W	Weaver	Pelfrey
6/29/94	OAK	R	L	Eckersley	FINLEY	7/31/14	BAL	R (13)	W	Santiago	Webb
7/2/94	BAL	R	W	LANGSTON	McDONALD	6/13/15	OAK	H	W	Wilson	GRAVEMAN
7/8/95	MIL	H	W	LANGSTON	BONES	7/17/15	BOS	H	W	Smith	Uehara
5/28/96	NY	H	W	GRIMSLEY	ROGERS	8/19/15	CWS	H	W	Weaver	Samardzija
6/30/96	OAK	H	W	Hancock	WASDIN	7/16/16	CWS	H	W	SHOEMAKER	Shields
7/22/96	DET	H	W	Finley	OLIVARES	4/16/17	KC	R	L	Kennedy	Skaggs
6/23/97	TEX	R	W	Watson	Oliver	9/12/17	HOU	H	L	Verlander	Richards
5/12/99	NY	R	W	Finley	Cone	6/5/18	KC	H	W	HEANEY	Keller
7/23/99	BAL	R	L	Guzman	McDowell	9/9/18	CWS	R	W	Heaney	Hamilton
9/15/99	KC	R	W	Finley	Carter	9/11/18	TEX	H	W	N. Ramirez	Sampson
10/3/99	TEX	H	W	Washburn	Morgan	7/31/21	OAK	H	W	Barria	Irvin
4/23/00	TB	R	L	Eiland	Dickson						

CAPS indicate Complete Games

MLB SECURITY POLICIES

Bag Inspections: Fans may not bring coolers, backpacks and large bags (exceeding 16x16x8) into any ballpark. All bags will be inspected before they are permitted into the ballpark.

Vehicles: Only authorized vehicles may be parked within 100 feet of any ballpark exterior. Authorized vehicles may include law enforcement/emergency vehicles, broadcast equipment trucks, and vehicles of Club staff, players and their families and umpires. Unattended cars left overnight will be investigated and removed as soon as possible.

Clubhouse and Field Access: Clubhouse security will be provided for at least four hours prior to each game. With the exception of permitted players' family members, absolutely no one without proper credentials will be given access to the clubhouse, field or press box. Except for uniformed players and staff, all persons entering the clubhouse or field area (including credentialled personnel and permitted players' family members) must present photo identification and be logged in prior to gaining access.

Club security personnel will make random credential checks of photographers and others present on the field. All equipment and bags used by members of the press must be thoroughly inspected before being allowed into a ballpark. All broadcast equipment trunks must be removed from the ballpark immediately following pre-game set-up.

DATE	CLUB	ACQUIRED	TRADED
4/1/61	Chicago (N.L.)	Lou Johnson, of	Jim McAnany, of
4/4/61	New York (A.L.)	Fritz Brickell, inf	Duke Maas, p
5/8/61	New York (A.L.)	Lee Thomas, of	Tex Cleveger, p
		Rhyme Buren, p	Bob Cerv, of
		Johnny James, p	
6/7/61	Detroit	Jim Donohue, p	Jerry Casale, p
5/15/62	Kansas City	Gordy Windhorn, of	Marian Coughtry, inf
5/20/62	Minnesota	Don Lee, p	Jim Donohue, p
7/21/62	Kansas City	Dan Osinski, p	★Ted Bowsfield, p
12/11/62	Philadelphia	Jacke Davis, of	Earl Averill, c/of
6/15/63	Detroit	Frank Kostro, inf	George Thomas, of
		Paul Foytack, p	
12/2/63	Cleveland	Barry Latman, p	Leon Wagner, of
			★Joe Adcock, inf
4/28/64	Detroit	Willie Smith, p/of	Lou Navarro, p
6/4/64	Boston	Lou Clinton, of	Leo Thomas, of
6/11/64	Cleveland		Billy Moran, inf
	Minnesota	Vic Power, inf	Frank Kostro, inf
		Lennie Green, of	
10/14/64	Milwaukee	Phil Roof, c	★Dan Osinski, p
		Ron Piche, p	
11/21/64	San Francisco	Jose Cardenal, of	Jack Hiatt, c
12/3/64	Philadelphia	Costen Shockley, inf	Bo Belinsky, p
		Rudy May, p	
6/1/65	Houston	Al Spangler, of	Don Lee, p
6/15/65	Cleveland	★Bubba Morton, of	Phil Roof, c
12/2/65	Baltimore	Norm Siebern, inf	Dick Simpson, of
12/15/65	Houston	★Aurelio Lopez, of	Barry Latman, p
5/27/66	Los Angeles	Howie Reed, p	Dick Egan, p
			HJohn Butler, inf
12/2/66	Minnesota	Jimmie Hall, of	Dean Chance, p
		Don Mincher, inf	★Jackie Hernandez, inf
		Pete Cimino, p	
12/14/66	San Francisco	Len Gabrielson, of	Norm Siebern, inf
12/15/66	Los Angeles	Nick Willhite, p	Bobby Hamilton, p
5/6/67	Chicago (A.L.)	Bill Skowron, inf	Charles Nash, inf
5/10/67	Los Angeles	John Werhas, inf	Len Gabrielson, of
6/10/67	New York (N.L.)	Jack Hamilton, p	Nick Willhite, p
6/15/67	Baltimore	Woody Held, inf/of	Marcelino Lopez, p
			Tom Arruda, p
6/15/67	Kansas City	Roger Repoz, inf/of	Jack Sanford, p
		Jack Warner, of	
11/29/67	Cleveland	Chuck Hinton, of	Jose Cardenal, of
11/30/67	Cincinnati	Sammy Ellis, p	Bill Kelsop, p
			Jorge Rubio, p
6/15/68	Cleveland	Vic Davalillo, of	Jimmie Hall, of
7/20/68	Chicago (A.L.)	Wayne Causey, inf	Woody Held, inf/of
10/8/68	Cleveland	Eddie Fisher, p	Jack Hamilton, p
12/12/68	Kansas City	Hoyt Wilhelm, p	Ed Kirkpatrick, c/of
			Dennis Paepke, c
1/20/69	Chicago (A.L.)	Bill Voss, of	Sammy Ellis, p
		Andy Rubillotta, p	
4/4/69	Cleveland	Don Johnson, of	Chuck Hinton, inf/of
5/14/69	Chicago (A.L.)	Sandy Alomar, inf	Bobby Knopp, inf
		Bob Priddy, p	
5/30/69	St. Louis	Jim Hicks, of	Vic Davalillo, of
6/15/69	Boston	Joe Azcue, c	Tom Satriano, c
10/24/69	Cincinnati	Mel Queen, p	★Jim McGlothlin, p
		★Alex Johnson, of	★Vern Geisert, p
		★Chico Ruiz, inf	
		★Pedro Borbon, p	
1/14/70	Cincinnati	Jack Fisher, p	Bill Harrelson, p
			Dan Loomer, inf
4/27/70	Washington	Ken McMullen, inf	Aurelio Rodriguez, inf
			Rick Reichardt, of
			Juan Pizarro, p
7/9/70	Chicago (N.L.)	Archie Reynolds, p	
10/11/70	Boston	Tony Conigliaro, of	Ken Tatum, p
		Ray Jarvis, p	Jarvis Tatum, of
		Gerry Moses, c	Doug Griffin, inf
10/21/70	Atlanta	John Burns, c	Marty Perez, inf
11/30/70	Chicago (A.L.)	Ken Berry, of	Jay Johnstone, of
		Syd O'Brien, inf	Tom Egan, c
		Billy Wynne, p	Tom Bradley, p
12/15/70	Cincinnati	Jim Maloney, p	Greg Garrett, p
1/28/71	Milwaukee	Gene Brabender, p	Bill Voss, of

DATE	CLUB	ACQUIRED	TRADED
10/5/71	Cleveland	Vada Pinson, of	Alex Johnson, of
		Frank Baker, of	Gerry Moses, c
		Alan Foster, p	
11/30/71	Minnesota	Leo Cardenas, inf	Dave LaRoche, p
12/10/71	New York (N.L.)	Nolan Ryan, p	Jim Fregosi, inf
		Don Rose, p	
		Leroy Stanton, of	
		Francisco Estrada, c	
1/26/72	Milwaukee	Andy Kosco, of/inf	Tommy Reynolds, of
5/5/72	Kansas City	Bob Oliver, of/inf	Tom Murphy, p
6/10/72	Baltimore	Jerry DaVanon, inf	Roger Repoz, of
7/28/72	Milwaukee	Paul Ratliff, c	Syd O'Brien, inf
		Ron Clark, inf	Joe Azcue, c
		Jack Hiatt, c	CASH
7/29/72	Houston	Chris Coletta, of	Andy Kosco, of
8/15/72	Boston	Bruce Miller, inf	Eddie Fisher, p
8/17/72	Chicago (A.L.)	Bruce Kimm, c	
11/28/72	Los Angeles	Frank Robinson, of	Andy Messersmith, p
		Bill Singer, p	Ken McMullen, inf
		Mike Strahler, p	
		Bill Grabarkewitz, inf	
		Bobby Valentine, inf	
		Tom McCraw, inf/of	
4/2/73	Cleveland	Bob Marcano, of	Leo Cardenas, inf
4/14/73	San Francisco	Al Gallagher, inf	Bruce Miller, inf
5/20/73	Texas	Mike Epstein, inf	Jim Spencer, inf
		Rich Hand, p	Lloyd Allen, p
		Rick Stelmazsek, c	
6/15/73	Cincinnati	Richie Scheinblum, of	★Thor Skogan, p
			★Terry Wilshusen, p
			Billy Grabarkewitz, inf
8/14/73	Philadelphia	★Denny Doyle, inf	★Aurelio Montegudo, p
			★Chris Coletta, of
10/22/73	Milwaukee	Ellie Rodriguez, c	Clyde Wright, p
		Skip Lockwood, p	Steve Barber, p
		Gary Ryerson, p	Ken Berry, of
		Ollie Brown, of	Art Kuszner, c
		Joe Lahoud, of	
12/6/73	St. Louis	John Andrews, p	Jeff Torborg, c
2/23/74	Kansas City	Barry Raziano, p	Vada Pinson, of
4/30/74	Kansas City	Paul Schaal, inf	Richie Scheinblum, of
7/28/74	Chicago (N.L.)	Horatio Pina, p	Rick Stelmazsek, c
7/31/74	St. Louis	Bob Heise, inf	★Doug Howard, of
12/2/74	Boston	Tommy Harper, of	Bob Heise, inf
12/3/74	New York (A.L.)	Bill Sudakis, inf	Skip Lockwood, p
3/22/75	New York (N.L.)	Ike Hampton, c	Ken Sanders, of
6/14/75	Boston	★Chuck Ross, p	Denny Doyle, inf
9/17/75	San Diego	Gary Ross, p	Bobby Valentine, of
			★Rudy Meoli, inf
12/10/75	Texas	Jim Spencer, inf	Bill Singer, p
12/11/75	New York (A.L.)	Bobby Bonds, of	Mickey Rivers, of
			Ed Figueroa, p
12/11/75	Chicago (A.L.)	Bill Melton, inf	Jim Spencer, inf
		Steve Dunning, p	Morris Nettles, of
1/12/76	St. Louis	Dick Sharon, of	Bill Rothan, p
3/3/76	Boston	Dick Drago, p	John Balaz, of
			Dick Sharon, of
			Dave Machemer, inf
3/21/76	Los Angeles	Orlando Alvarez, of	Ellie Rodriguez, c
5/29/76	St. Louis	Mario Guerrero, inf	Ed Jordan, c
6/6/76	Houston	Terry Humphrey, c	Ed Herrmann, c
		Mike Barlow, p	
		Mike Eastler, of	Ron Farkas, inf
12/3/76	Cleveland	★Stan Perzanowski, p	Bill Melton, inf
4/4/77	Pittsburgh	Randy Sealy, p	Mike Eastler, of
5/11/77	Cleveland	Dave LaRoche, p	Bruce Bochte, inf
		Dave Schuler, p	Sid Monge, p
6/13/77	Baltimore	Dyar Miller, p	Dick Drago, p
6/15/77	Chicago (A.L.)	Ken Brett, p	Don Kirkwood, p
			John Verhoeven, p
			John Flannery, inf
			Craig Hendrickson, inf
6/15/77	Cincinnati	Gary Nolan, p	
12/5/77	Chicago (A.L.)	Brian Downing, c	Bobby Bonds, of
		Chris Knapp, p	Thad Bosley, of
		Dave Frost, p	Dick Dotson, p
12/8/77	Boston	Don Aase, p	Jerry Remy, inf
12/8/77	Toronto	Ron Fairly, inf	Dale Kelly, c
		Butch Alberts, inf	
2/4/78	Minnesota	Dan Ford, of	Ron Jackson, inf
			Danny Goodwin, c



CLUB HISTORY

ANGELS NOTABLE TRADES



DATE	CLUB	ACQUIRED	TRADED
12/5/78	Montreal	CASH	Tony Solaita, inf
2/3/79	Minnesota	Rod Carew, inf	Ken Landreaux, of Dave Engle, inf Paul Hartzell, p Brad Havens, p Dave Chalk, inf Floyd Rayford, inf Hjim Anderson, inf
5/4/79	Texas	Bert Campaneris, inf	
6/5/79	Baltimore	Larry Harlow, of	
8/29/79	Seattle	John Montague, p	
12/6/79	Kansas City	Al Cowens, of Todd Cruz, inf	Willie Aikens, inf Rance Mulliniks, inf
5/27/80	Detroit	HCraig Eaton, p	
6/12/80	Chicago (A.L.)	Jason Thompson, inf Randy Scarbery, p	Al Cowens, of Todd Cruz, inf
12/10/80	Boston	Rick Burleson, inf Bret Hobson, inf	Rick Miller, of Mark Clear, p Carney Lansford, inf Joe Rudi, of Frank Tanana, p
1/23/81	Boston	Fred Lynn, of Steve Renko, p Jim Dorse, p	
4/1/81	Houston	Ken Forsch, p	Dickie Thon, inf
4/1/81	Pittsburgh	Ed Ott, c Mickey Mahler, p	Jason Thompson, inf
12/11/81	Pittsburgh	Tim Foli, inf	Brian Harper, c
1/28/82	Baltimore	Doug DeGinces, inf Jeff Schneider, p	Dan Ford, of
5/11/82	Minnesota	Doug Corbett, p Tom Wilfong, inf	
8/31/82	New York (A.L.)	Tommy John, p	Tom Brunansky, of Mike Walters, p HDennis Rasmussen, p
12/8/83	New York (A.L.)	Curt Kaufman, p	Tim Foli, inf
12/20/83	Milwaukee	Jim Slaton, p	Bobby Clark, of
8/2/85	Pittsburgh	John Candelaria, p Al Holland, p George Hendrick, of Don Sutton, p Robert Sharpnack, p	Mike Brown, of Pat Clements, of Bob Kipper, p Jerome Nelson, of
9/10/85	Oakland		
12/27/85	Montreal	Gary Lucas, p	Luis Sanchez, p Tim Arnold, c
12/19/86	New York (A.L.)	Butch Wynegar, c HAlan Mills, p	Ron Romanick, p
8/29/87	Pittsburgh	Johnny Ray, inf H Miguel Garcia, p	Bill Merrifield, inf
9/16/87	New York (N.L.)	Shane Young, p	John Candelaria, p Jeff Richardson, p
12/5/87	Detroit	Dan Petry, p	Gary Pettis, of
6/7/88	Cleveland	Lon Dorsett, c	HColby Ward, c
10/3/88	Philadelphia	Lance Parrish, c	David Holdridge, p
11/3/88	Minnesota	Bert Blyleven, p Kevin Trudeau, p Paul Sorrento, inf Eric Schmidt, c Bill Schroeder, c	Mike Cook, p Rob Wassenaar, p Brian Dorsett, c Gus Polidor, inf HMark McLemore
11/17/88	New York (A.L.)		
12/7/88	Milwaukee		
9/6/89	Cleveland	Rob Tingley, c	
1/9/90	Cleveland	Scott Bailes, p	Colin Charland, p Jeff Manto, inf Claudell Washington, of Rich Montealeone, p Mike Witt, p
4/29/90	New York (A.L.)	Luis Polonia, of	
5/11/90	New York (A.L.)	Dave Winfield, of	
12/2/90	Toronto	Junior Felix, of Luis Sojo, inf	Devon White, of Willie Fraser, p David Martinez, p
12/4/90	Baltimore	Dave Gallagher, of Mike Hook, p	
3/14/91	Milwaukee	Dave Parker, 1b/DH	Dante Bichette, of HBrandi Vann, p Jack Howell, inf
7/30/91	San Diego	Shawn Abner, of	
12/8/91	Philadelphia	Von Hayes, of	Kyle Abbott, lhp Ruben Amaro, Jr., of Mike Fetters, p HMarcus Moore, p
12/10/91	Milwaukee	Chuck Crim, p HKen Rivers, c	Dave Gallagher, of Dick Schofield, inf
12/10/91	New York (N.L.)	Hutbie Brooks, of	
4/12/92	New York (N.L.)	Julio Valera, p HJulian Vasquez, p Rob Ducey, of Greg Myers, c	Mark Eichhorn, p
7/30/92	Toronto		

DATE	CLUB	ACQUIRED	TRADED
12/6/92	New York (A.L.)	J.T. Snow, inf Russ Springer, p Jerry Nielsen, p	Jim Abbott, p
12/8/92	Toronto	Kelly Gruber, inf CASH	Luis Sojo, inf
1/15/93	Montreal	Jeff Tuss, p #Keith Morrison, p	Lee Stevens, inf
12/9/93	New York (A.L.)	Spike Owen, inf	Jose Musset, p
3/25/94	San Francisco	Steve Hoesy, of	Bob Gamez, p
3/29/94	San Diego	Harold Reynolds, 2b	Hilly Hathaway, p
6/24/94	Baltimore	HBo Ortiz, of	Dwight Smith, of
7/23/94	Chicago (A.L.)	Jeff Schwarz, p	
4/13/95	Detroit	Tony Phillips, of	Chad Curtis, of
7/ 8/95	St. Louis	John Habyan, p	Mark Sweeney, of
7/27/95	Chicago (A.L.)	Jim Abbott, p Tim Fortugno, p	Andrew Lorraine, p Bill Simas, p John Snyder, c McKay Christensen, of
8/9/95	Philadelphia	Dave Gallagher, of	Kevin Flora, of HRuss Springer, p Demond Smith, of
8/24/95	Oakland	Mike Aldrete, of	
1/18/96	New York (N.L.)	Aaron Ledesma, inf	Kevin Flora, of
2/15/96	Cleveland	Jason Grimsley, p Pep Harris, p Don Slaught, c Chuck McLeroy, p	Brian Anderson, p CASH Lee Smith, p Mike Aldrete, of Ben VanRyn, p Pat Borders, c
2/29/96	Cincinnati	Rich Montealeone, p	Robert Ellis, p
5/27/96	New York (A.L.)	St. Louis	Greg Gohr, p
6/15/96	St. Louis	Chicago (A.L.)	HScott Vollmer, c
7/27/96	Chicago (A.L.)		
7/31/96	Detroit		
8/31/96	Chicago (A.L.)		
10/28/96	Kansas City	Mark Gubicza, p Mike Bovee, p Allen Watson, p Fausto Macey, p	Chili Davis, dh J.T. Snow, 1b
11/27/96	San Francisco		
12/5/96	New York (A.L.)	Jim Leyritz c/inf	HJeremy Blevins, p Ryan Kane, inf HTravis Thurmond, p Jorge Fabregas, c Chuck McLeroy, p Jim Leyritz, c HRobert Sasser, inf Ryan Hancock, p HGeorge Arias, inf Aaron Guile, inf/of
4/14/97	San Francisco	Rich DeLucia, p	
5/18/97	Chicago (A.L.)	Tony Phillips, of Chad Kreuter, c Ken Hill, p	
7/29/97	Texas		
8/13/97	San Diego	Rickey Henderson, of Stevenson Agosto, p Angelo Encarnacion, c	
8/23/97	San Diego		
10/31/97	Texas	Mike Bell, inf Phil Nevin, inf/of Matt Walbeck, c	Matt Perisho, p Nick Suse, p
11/20/97	Cleveland	Craig Shipley, inf Charlie O'Brien, c	Chip Hale, inf Jason Stockstill, p Brian Tokare, p
3/30/98	St. Louis		
7/30/98	Chicago (A.L.)		
8/7/98	Milwaukee	Jeff Juden, p	CASH
8/20/98	Oakland	Mike Fetters, p	CASH
8/28/98	Philadelphia	Gregg Jefferies, inf	HDoug Nickle, p
9/18/98	Chicago (A.L.)	Chad Kreuter, c	CASH
12/14/98	St. Louis	Mark Petkovsek, p	HMatt Garrick, c
3/29/99	San Diego	Andy Sheets, inf Gus Kennedy, of Tomas Perez, inf Nathan Haynes, of Jeff DaVanon, of Elvin Nina, p	Phil Nevin, inf Keith Volkman, p Dave Hollins, inf Omar Olivares, p Randy Velarde, inf
3/30/99	Toronto		
7/29/99	Oakland		
3/23/00	St. Louis	Kent Bottenfield, p Adam Kennedy, inf	HJim Edmonds, of
7/30/00	Philadelphia	Ron Gant, of	Kent Bottenfield, p
8/22/00	Colorado	Scott Karl, p	CASH
12/10/00	Cincinnati	Wilmy Caceres, inf	Seth Etherton, p
3/25/01	Chicago (N.L.)	Jose Nieves, inf	Mike Fyhrie, p
3/28/01	New York (A.L.)	Glenn Hill, of	Darren Blakely, of
12/17/01	Tampa Bay	Mickey Callaway, rhp	Wilmy Caceres, inf
12/27/01	New York (N.L.)	Kevin Appier, rhp	Mo Vaughn, inf
1/17/02	Toronto	Brad Fuller, 1b/dh	Brian Cooper, rhp
7/31/02	Milwaukee	Alex Ochoa, of Sal Fasano, c	Jorge Fabregas, c Hohnny Raburn, inf HPedro Liriano, rhp



DATE	CLUB	ACQUIRED	TRADED
7/29/03	Chicago (A.L.)	Gary Glover, rhp Tim Bittner, lhp Scott Dunn, rhp	Scott Schoeneweis, lhp Doug Nickle, rhp
11/19/04	Washington	Maicer Izturis, inf Juan Rivera, of Dustin Moseley, rhp	Jose Guillen, of Ramon Ortiz, rhp Wil Nieves, c Dusty Bergman, lhp Ronnie Ray, rhp
12/14/04	Cincinnati	Bret Prinz, rhp	
3/29/05	New York (A.L.)	Jason Christiansen, lhp	
8/30/05	San Francisco		
12/21/05	San Francisco	Edgardo Alfonzo, inf	Steve Finley, of Alberto Callaspo, inf
2/28/06	Arizona	Jason Bulger, rhp	Esteban Yan, rhp
5/30/06	Cincinnati	Kyle Edens, rhp	Jeff Weaver, rhp
7/5/06	St. Louis	Terry Evans, of	
11/20/06	Florida	Chris Resop, rhp	Kevin Gregg, rhp
12/15/06	Boston	Phil Seibel, lhp	Brendan Donnelly, rhp
7/21/07	New York (A.L.)	Jeff Kennard, rhp	Jose Molina, c
11/19/07	Chicago (A.L.)	Jon Garland, rhp	Orlando Cabrera, inf
7/29/08	Atlanta	Mark Teixeira, inf	Casey Kotchman, inf Steve Marek, rhp
8/28/09	Tampa Bay	Scott Kazmir, LHP	★Sean Rodriguez, inf Alex Torres, lhp Matt Sweeney, inf
7/22/10	Kansas City	Alberto Callaspo, inf	Sean O'Sullivan, rhp Will Smith, lhp
7/25/10	Arizona	Dan Haren, rhp	Joe Saunders, lhp Rafael Rodriguez, rhp Patrick Corbin, lhp ★Tyler Skaggs, lhp HLoek Van Mil, rhp
8/27/10	Minnesota	Brian Fuentes, lhp	
10/21/11	Toronto	Vernon Wells, of	Mike Napoli, c Juan Rivera, of Tyler Chatwood, rhp Jeff Mathis, c
11/30/11	Colorado	Chris Lannetta, c	Alexi Amarista, inf
12/3/11	Toronto	Brad Mills, lhp	Donn Roach, rhp
5/3/12	San Diego	Ernesto Frieri, rhp	Jean Segura, inf Johnny Hellweg, rhp Ariel Pena, rhp
7/27/12	Milwaukee	Zack Greinke, rhp	
12/19/12	Seattle	Jason Vargas, lhp	Kendrys Morales, inf
3/26/13	New York (A.L.)	Exicardo Cayones, of Kramer Sneed, lhp	Vernon Wells, of
3/27/13	Tampa Bay	Dane De La Rosa, rhp	Steven Geltz, rhp
7/29/13	Atlanta	Cory Rasmus, rhp	Scott Downs, lhp
7/30/13	Oakland	Grant Green, inf	Alberto Callaspo, inf
11/22/13	St. Louis	David Freese, inf	Peter Bourjos, of
12/10/13	Arizona	Fernando Salas, rhp Tyler Skaggs, lhp Hector Santiago, lhp	Randal Grichuk, of Mark Trumbo, inf/of ★A.J. Schugel, rhp
3/21/14	Detroit	Jose Alvarez, lhp	Andrew Romine, inf
6/27/14	Pittsburgh	Jason Grilli, rhp	Ernesto Frieri, rhp
7/5/14	Arizona	Tony Campana, of	Zach Borenstein, of
7/19/14	San Diego	Joe Thatcher, lhp Huston Street, rhp Trevor Gott, rhp	Joey Krehbiel, rhp Taylor Lindsey, inf Elliot Morris, rhp Jose Rondon, inf R.I. Alvarez, rhp
8/7/14	Cleveland	Vinnie Pestano, rhp	Michael Clevinger, rhp
8/21/14	Chicago (A.L.)	Gordon Beckham, inf	CASH
11/5/14	Houston	Nick Tropeano, rhp Carlos Perez, c	Hank Conger, c
11/5/14	Tampa Bay	Cesar Ramos, lhp	Mark Sappington, rhp
12/9/14	Los Angeles	Drew Butera, c	Matt Long, of
12/11/14	Colorado	Josh Rutledge, inf	Jairo Diaz, rhp
12/11/14	Los Angeles	Andrew Heaney, lhp	Howie Kendrick, inf
12/16/14	Tampa Bay	Matt Joyce, of	Kevin Jepsen, rhp
12/19/14	Kansas City	Johnny Giavotella, inf	Brian Broderick, rhp
7/27/15	Boston	Shane Victorino, of	Josh Rutledge, inf
7/28/15	Tampa Bay	David DeJesus, of	Eduar Lopez, rhp
7/28/15	Cleveland	David Murphy, of	Eric Stamets, inf
11/12/15	Atlanta	Andrelton Simmons, inf	Erick Aybar, inf Sean Newcomb, rhp Chris Ellis, rhp
12/10/15	Washington	Yunel Escobar, inf	Trevor Gott, rhp

DATE	CLUB	ACQUIRED	TRADED
11/3/16	Detroit	Cameron Maybin, of	Victor Alcantara, rhp
12/10/16	Washington	Danny Espinosa, inf	Austin Adams, rhp Kyle McGowin, rhp Grayson Long, rhp Tony Sanchez, c
8/31/17	Detroit	Justin Upton, of	
8/31/17	Atlanta	Brandon Phillips, inf	
11/30/17	Atlanta	Jim Johnson, rhp	Justin Kelly, lhp
12/13/17	Detroit	International Pool Space Ian Kinsler, inf	Wilkel Hernandez, rhp Troy Montgomery, of C.J. Cron, inf
2/17/18	Tampa Bay	★Luis Rengifo, inf	Martin Maldonado, c
7/26/18	Houston	Brandon Sandoval, lhp	Ian Kinsler, inf
7/30/18	Boston	Ty Buttrey, rhp Williams Jerez, lhp	
11/29/18	Chicago (N.L.)	Tommy La Stella, inf	★Conor Lillis-White, lhp
12/4/19	Baltimore	Dylan Bundy, rhp	Kyle Bradish, rhp Kyle Brnovich, rhp Isaac Mattson, rhp Zach Peek, rhp
12/10/19	San Francisco	★Garrett Williams, lhp	Zack Cozart, inf Will Wilson, inf Jeremy Beasley, rhp Tommy La Stella, inf Jason Castro, c Brian Goodwin, of
1/14/20	Arizona	Matt Andriese, rhp	
8/28/20	Oakland	Franklin Barreto, inf	
8/30/20	San Diego	Gerardo Reyes, rhp	
8/31/20	Cincinnati	Packy Nughton, lhp ★Jose Salvador, lhp	
12/02/20	Baltimore	José Iglesias, inf	Garrett Stalling, rhp Jean Pinto, rhp
12/07/20	Cincinnati	Raisel Iglesias, rhp CASH	Noé Ramirez, rhp ★Leo Rivas, inf
2/2/21	Baltimore	Alex Cobb, rhp CASH	Jahmal Jones, inf
2/4/21	St. Louis	Dexter Fowler, of CASH	CASH
2/8/21	Tampa Bay	Aaron Slegers, rhp	CASH or PTBNNL
5/18/21	Tampa Bay	Hunter Strickland, rhp	CASH or PTBNNL
6/12/21	Milwaukee	CASH	Hunter Strickland, rhp
7/30/21	San Francisco	Sam Selman, lhp Ivan Armstrng, rhp Jose Marte, rhp	Tony Watson, lhp
	New York (A.L.)	Janson Junk, rhp Elvis Peguero	Andrew Heaney, lhp
11/22/21	New York (A.L.)	Tyler Wade	PTBNNL

#Compensation for player who retired

★Designates player to be named later

CLUB HISTORY

NOTABLE FREE AGENT SIGNINGS



DATE	PLAYER/POSITION	PREVIOUS CLUB
11/16/76	Don Baylor, dh/of	Oakland
11/17/76	Joe Rudi, inf	Oakland
11/24/76	Bobby Grich, inf	Baltimore
11/21/77	Lyman Bostock, of	Minnesota
12/3/78	Jim Barr, rhp	San Francisco
11/16/79	Bruce Kison, rhp	Pittsburgh
12/5/79	Freddie Patek, inf	Kansas City
12/2/80	Geoff Zahn, LHP	Minnesota
12/29/80	Juan Beniquez, OF	Seattle
1/16/81	Bill Travers, LHP	Milwaukee
1/22/82	Reggie Jackson, OF	New York (A.L.)
1/21/83	Ellis Valentine, of	New York (N.L.)
1/10/85	Rob Wilfong, inf	Minnesota
1/30/85	Ruppert Jones, of	Detroit
12/1/87	Chili Davis, of	San Francisco
1/17/89	Claudell Washington, of	New York (A.L.)
12/1/89	Mark Langston, lhp	Montreal
2/21/90	Greg Minton, rhp	San Francisco
1/23/91	Gary Gaetti, inf	Minnesota
5/20/91	Fernando Valenzuela, lhp	Los Angeles (N.L.)
2/14/92	Alvin Davis, inf	Seattle
12/11/92	Chili Davis, of	Minnesota
2/11/93	Scott Sanderson, rhp	New York (A.L.)
1/31/94	Bo Jackson, of	Chicago (A.L.)
2/1/94	Dwight Smith, OF	Chicago (N.L.)
12/14/94	Lee Smith, rhp	Baltimore
11/21/95	Randy Velarde, inf	New York (A.L.)
11/20/96	Dave Hollins, inf	Seattle
12/18/96	Eddie Murray, inf	Baltimore
12/11/97	Omar Olivares, rhp	Seattle
12/19/97	Cecil Fielder, inf	New York (A.L.)
2/27/98	Jack McDowell, rhp	Cleveland
12/11/98	Mo Vaughn, inf	Boston
12/23/98	Tim Lincecum, rhp	Kansas City
1/11/00	Scott Spiezo, inf	Oakland
1/26/00	Kent Mercker, lhp	Baltimore
1/11/00	Pat Rapp, rhp	Baltimore
1/4/01	Ismael Valdez, rhp	Los Angeles (N.L.)
1/25/01	Wally Joyner, inf	Atlanta
12/19/01	Dennis Cook, lhp	Philadelphia
1/4/02	Aaron Sele, rhp	Seattle
12/30/02	Eric Owens, of	Florida
11/24/03	Kelvin Escobar, rhp	Toronto
12/10/03	Bartolo Colon, rhp	Chicago (A.L.)
12/20/03	Jose Guillen, of	Oakland
1/14/04	Vladimir Guerrero, of	Montreal
12/11/04	Steve Finley, of	Los Angeles (N.L.)
12/14/04	Paul Byrd, rhp	Atlanta
1/12/05	Orlando Cabrera, inf	Boston

DATE	PLAYER/POSITION	PREVIOUS CLUB
12/2/05	Hector Carrasco, rhp	Washington
2/23/06	Jeff Weaver, rhp	Los Angeles (N.L.)
11/19/06	Justin Speier, rhp	Toronto
11/22/06	Gary Matthews Jr., of	Texas
12/11/06	Darren Oliver, lhp	New York (N.L.)
1/8/07	Shea Hillenbrand, inf	San Francisco
11/22/07	Torii Hunter, of	Minnesota
12/31/08	Brian Fuentes, lhp	Colorado
2/12/09	Bobby Abreu, of	New York (A.L.)
12/14/09	Hideki Matsui, of	New York (A.L.)
12/23/09	Fernando Rodney, rhp	Detroit
1/20/10	Joel Pineiro, rhp	St. Louis
12/2/10	Hisanori Takahashi, lhp	New York (N.L.)
12/10/10	Scott Downs, lhp	Toronto
12/7/11	LaTroy Hawkins, rhp	Milwaukee
12/10/11	Albert Pujols, inf	St. Louis
12/10/11	C.J. Wilson, lhp	Texas
11/28/12	Ryan Madson, rhp	Cincinnati
12/12/12	Joe Blanton, rhp	Los Angeles (N.L.)
12/12/12	Sean Burnett, lhp	Washington
12/15/12	Josh Hamilton, of	Texas
11/29/13	Joe Smith, rhp	Cleveland
12/27/13	Raul Ibanez, of	Seattle
1/16/14	John McDonald, inf	Boston
11/9/16	Andrew Bailey	Los Angeles (A.L.)
11/11/16	Jesse Chavez, rhp	Los Angeles (N.L.)
12/23/16	Ben Revere, of	Washington
12/9/17	Shohei Ohtani, rhp/dh	Nippon-Ham (Japan)
12/15/17	Zack Cozart, inf	Cincinnati
12/20/18	Trevor Cahill, rhp	Oakland
12/21/18	Matt Harvey, rhp	Cincinnati
1/20/19	Cody Allen, rhp	Cleveland
12/13/19	Anthony Rendon, inf	Washington
12/21/19	Julio Teheran, rhp	Atlanta
1/7/20	Jason Castro, c	Minnesota
12/15/20	Alex Claudio, lhp	Milwaukee
1/15/21	Kurt Suzuki, c	Washington
1/22/21	José Quintana, lhp	Chicago (N.L.)
1/22/21	Adam Eaton, of	Chicago (A.L.)
11/16/21	Noah Syndergaard, rhp	New York (N.L.)
11/22/21	Aaron Loup, lhp	New York (N.L.)
11/30/21	Michael Lorenzen, rhp/of	Cincinnati
12/1/21	Raisel Iglesias, rhp	Los Angeles (A.L.)
3/16/22	Matt Duffy, inf	Chicago (N.L.)
3/18/22	Archie Bradley, rhp	Philadelphia
3/19/22	Ryan Tepera, rhp	Chicago (A.L.)

STADIUM POLICIES

Inside Angel Stadium:

- Guests are prohibited from bringing any alcoholic beverages into the ballpark.
- Guests are prohibited from carrying cans, bottles, thermoses, ice chests, glass containers, or any other container or object that is deemed to be unsafe, hazardous, or posing a threat of injury to guests, participants, officials, or individuals employed at the ballpark.
- Guests are prohibited from bringing bulk quantities of food into the ballpark, as determined by Angel staff in its sole discretion.
- Guests are prohibited from preparing food or beverages of any kind where such preparation necessitates the use of an object or practice deemed to be unsafe, hazardous, or posing a threat of injury to guests, participants, officials, or individuals employed at the ballpark.

Outside Angel Stadium:

- Guests are prohibited from selling food or beverages of any kind.
- Guests are prohibited from preparing food or beverages of any kind where such preparation necessitates the use of an object or practice deemed to be unsafe, hazardous, or posing a threat of injury to guests, participants, officials, or individuals employed at the ballpark.
- On-site catering is prohibited.
- Consumption of alcohol is strictly prohibited.



YEAR	PLAYER	POSITION	MONTH	SIGNED
1965	★ Jim Spencer	First Base	June	Yes
1966	Ronald Cherry	Catcher	January	No
1966	James Vopicka	Shortstop	January (SP)	Yes
1966	James Deneff	Shortstop	June	Yes
1966	★ Andy Messersmith	Pitcher	June (SP)	Yes
1967	David McCormick	Pitcher	January	Yes
1967	★ Tom Murphy	Pitcher	January (SP)	Yes
1967	William Nunn	Catcher	June	Yes
1967	★ Greg Washburn	Pitcher	June (SP)	Yes
1968	Robert Johnson	Pitcher	January	No
1968	Dayle Campbell	First Base	January (SP)	Yes
1968	Lloyd Allen	Pitcher	June	Yes
1968	Larry Hanson	Shortstop	June (SP)	Yes
1969	Randall Bayer	First Base	January	No
1969	Sherwood Hahn	Pitcher	January (SP)	No
1969	★ Alan Bannister	Shortstop	June	No
1969	Robert Beach	Pitcher	June (SP)	No
1970	Paul Sands	Pitcher	January	No
1970	★ John Doherty	Outfielder	January	Yes
1970	★ Paul Dade	3B/OF	June	Yes
1970	Richard Soriano	Outfielder	June (SP)	No
1971	Earl Austin	Third Base	January	Yes
1971	★ Robert Allietta	Catcher	January (SP)	Yes
1971	★ Frank Tanana	Pitcher	June	Yes
1971	John Donovan	Pitcher	June (SPD)	Yes
1971	James Officer	Pitcher	June (SPA)	Yes
1972	★ Thomas Donohue	Catcher	January	Yes
1972	★ Craig Caskey	Pitcher	January (SP)	No
1972	★ Dave Chalk	Third Base	June	Yes
1972	★ Dave Collins	1B/OF	June (SP)	Yes
1973	Randy Smith	Pitcher	January	Yes
1973	Jeff Feramisco	INF/OF	January (SP)	No
1973	Billy Taylor	Outfielder	June	Yes
1973	David Bedrosian	Second Base	June (SP)	No
1974	Lawrence Howser	Shortstop	January	No
1974	David Bedrosian	Second Base	January (SP)	No
1974	★ Mike Miley	Shortstop	June	Yes
1974	★ John Caneira	Pitcher	June (SP)	Yes
1975	★ Willie Aikens	First Base	January	Yes
1975	★ Gil Kubski	Third Base	January (SP)	Yes
1975	★ Danny Goodwin	Catcher	June	Yes
1975	★ Garry Hancock	Outfielder	June (SP)	No
1976	Stephen Tebbetts	Outfielder	January	Yes
1976	Greg Johnson	Pitcher	January (SP)	Yes
1976	★ Ken Landreaux	Outfielder	June	Yes
1976	John Racanelli	Pitcher	June (SP)	Yes
1977	★ Alan Wiggins	Infielder	January	Yes
1977	Robert Healy	Pitcher	January (SP)	Yes
1977	★ Richard Dotson	Pitcher	June	Yes
1977	★ Mike Walters	Pitcher	June (SP)	Yes
1978	Rick Evans	Pitcher	January	No
1978	James Glenn	Outfielder	January (SP)	No
1978	★ Tom Brunansky	Outfielder	June	Yes
1978	Paul Homrig	First Base	June (SP)	No
1979	Dennis Ivy	OF/1B	January	No
1979	★ Otis Nixon	Third Base	January (SP)	No
1979	Mark Pedersen	Pitcher	June (SP)	Yes
1980	Christopher Ray	Pitcher	January	Yes
1980	Thomas McLaughlin	Pitcher	January (SP)	No
1980	★ Dennis Rasmussen	Pitcher	June	Yes
1980	★ Bill Mooneyham	Pitcher	June (SP)	Yes
1981	Kevin Price	Pitcher	January	Yes
1981	★ Ron Romanick	Pitcher	January (SP)	Yes
1981	★ Dick Schofield	Shortstop	June	Yes
1981	Reggie Montgomery	Outfielder	June (SP)	Yes
1982	Jay Lewis	Pitcher	January	Yes
1982	Kendall Walling	Shortstop	January (SP)	No
1982	★ Bob Kipper	Pitcher	June	Yes
1982	Mark Bauer	Pitcher	June (SP)	No
1983	Steve Lee	Outfielder	January	Yes
1983	★ Brad Arnsberg	Pitcher	January (SP)	No
1983	Mark Doran	Outfielder	June	Yes
1983	Byron Kemmerling	Pitcher	June (SP)	Yes
1984	David Martinez	Pitcher	January	Yes
1984	Robert Auth	Pitcher	January (SP)	No
1984	★ Erik Pappas	Catcher	June	Yes
1984	Erik Tutt	Outfielder	June (SP)	No

CLUB HISTORY

ANGELS FIRST ROUND DRAFT SELECTIONS



YEAR	PLAYER	POSITION	MONTH	SIGNED
1985	John Wilder	Pitcher	Jan.	No
1985	★ Chuck Finley	Pitcher	Jan. (SP)	Yes
1985	★ Willie Fraser	Pitcher	June	Yes
1985#	★ Mike Cook	Pitcher	June	Yes
1985	Gary Nalls	Shortstop	June (SP)	Yes
1986	Brandy Vann	Pitcher	Jan.	Yes
1986	Jeffrey Marr	Pitcher	Jan. (SP)	No
1986	★ Roberto Hernandez	Pitcher	June	Yes
1986	★ Mike Fetters	Pitcher	June	Yes
1986	★ Lee Stevens	First Base	June	Yes
1986	Daryl Green	Pitcher	June	Yes
1987	★ John Orton	Catcher	June	Yes
1987#	★ David Holdridge	Pitcher	June	Yes
1988	★ Jim Abbott	Pitcher	June	Yes
1989	★ Kyle Abbott	Pitcher	June	Yes
1990	★ Phillip Leftwich	Pitcher	June	Yes
1991	★ Eduardo Perez	Outfielder	June	Yes
1991#	★ Jorge Fabregas	Catcher	June	Yes
1992	Pete Janicki	Pitcher	June	Yes
1992#	★ Jeff Schmidt	Pitcher	June	Yes
1993	★ Brian Anderson	Pitcher	June	Yes
1994	★ McKay Christensen	Outfielder	June	Yes
1995	★ Darin Erstad	Outfielder	June	Yes
1996	Chuck Abbott	Infielder	June	Yes
1997	★ Troy Glaus	Infielder	June	Yes
1998	★ Seth Etherton	Pitcher	June	Yes
1999	★ John Lackey	Pitcher	June	Yes
2000	Joe Torres	Pitcher	June	Yes
2000#	★ Chris Bootcheck	Pitcher	June	Yes
2001	★ Casey Kotchman	Infielder	June	Yes
2002	★ Joe Saunders	Pitcher	June	Yes
2003	★ Brandon Wood	Infielder	June	Yes
2004	★ Jered Weaver	Pitcher	June	Yes
2005	★ Trevor Bell	Pitcher	June	Yes
2006	★ Hank Conger	Catcher	June	Yes
2007	Jonathan Bachanov	Pitcher	June	Yes
2008	★ Tyler Chatwood	Pitcher	June	Yes
2009	★ Randal Grichuk	Outfielder	June	Yes
2009	★ Michael Trout	Outfielder	June	Yes
2009#	★ Tyler Skaggs	Pitcher	June	Yes
2009#	★ Garrett Richards	Pitcher	June	Yes
2009#	Tyler Kehrer	Pitcher	June	Yes
2010#	★ Kaleb Cowart	Infielder	June	Yes
2010#	★ Cam Bedrosian	Pitcher	June	Yes
2010	Chevy Clarke	Outfielder	June	Yes
2010#	Taylor Lindsey	Infielder	June	Yes
2010#	Ryan Bolden	Outfielder	June	Yes
2011	★ C.J. Cron	Infielder	June	Yes
2012	★ R.J. (Roy) Alvarez	Pitcher	June	Yes
2013	Hunter Green	Pitcher	June	Yes
2014	★ Sean Newcomb	Pitcher	June	Yes
2015	★ Taylor Ward	Catcher	June	Yes
2016	★ Matt Thaiss	Infielder	June	Yes
2017	★ Jo Adell	Outfielder	June	Yes
2018	Jordyn Adams	Outfielder	June	Yes
2019	Will Wilson	Infielder	June	Yes
2020	★ Reid Detmers	Pitcher	June	Yes
2021	Sam Bachman	Pitcher	July	Yes

SP - Secondary Phase
 SPA - Secondary Phase Active
 SPD - Secondary Phase Delayed

- Compensation Selection
 ★ - Played in Major Leagues



Angels 2020 first round draft selection Reid Detmers made his Major League debut in 2021

PITCHING/FIELDING

NO-HITTER by ANGELS – Taylor Cole (2.0 IP), Felix Pena (7.0 IP); July 12, 2019 vs. Seattle (13-0 score, 11th no-hitter in Angels' history)

NO-HITTER vs. ANGELS – Eric Milton, Sept. 11, 1999 at Minnesota (7-0 score)

ONE-HITTER by ANGELS – Andrew Heaney (9.0 IP); June 5, 2018 vs. Kansas City (1-0 W)

ONE-HITTER vs. ANGELS – Mike Leake (9.0 IP); July 19, 2019 at Seattle (0-10 L)

10-OR-MORE STRIKEOUT GAME by ANGELS STARTER – Shohei Ohtani (10), Sept. 26, 2021 vs Seattle (eleventh 10+ strikeout game by an Angels starter in 2021; four by Shohei Ohtani, three by Andrew Heaney, two by Patrick Sandoval and one by Dylan Bundy and Alex Cobb)

10-OR-MORE STRIKEOUT GAME by OPPONENT STARTER – Blake Snell (11); Sept. 7, 2021 vs San Diego (fourth 10+ strikeout game by an opponent starter in 2021)

CONSECUTIVE 10-OR-MORE STRIKEOUT GAMES – Shohei Ohtani, Sept. 19, 2021 vs. Oakland (10 K's) & Sept. 26, 2021 vs. Seattle (10 K's)

SHUTOUT by ANGELS – Pacy Naughton (5.0 IP), Jimmy Herget (2.0 IP), Steve Cishek (1.0 IP), Raisel Iglesias (1.0 IP); Sept. 7, 2021 at San Diego (4th Angels shutout in 2021)

SHUTOUT vs. ANGELS – Framber Valdez (7.0 IP), Brooks Raley (1.0 IP), Seth Martinez (1.0 IP); Sept. 20, 2021 vs. Houston (13th time being shutout in 2021)

COMPLETE GAME by ANGELS – José Suarez (9 IP – W); Sept. 4, 2021 vs. Texas (1st complete game by an Angels starter in 2021)

COMPLETE GAME vs. ANGELS – Joe Musgrove (9 IP – W); Aug. 27, 2021 vs. San Diego (second complete game by an opposing starter in 2021)

CONSECUTIVE SHUTOUTS by ANGELS – Hector Santiago (7 IP), JC Ramírez (1 IP) & Fernando Salas (1 IP); July 15, 2016 vs. Chicago (A.L.) & Matt Shoemaker (9 IP); July 16, 2016 vs. Chicago (A.L.)

CONSECUTIVE SHUTOUTS vs. ANGELS – Frankie Montas (7 IP), Sergio Romo (1 IP), Lou Trivino (1 IP); July 29, 2021 vs. Oakland & Chris Bassitt (7 IP), Sergio Romo (1 IP), Lou Trivino (1 IP); July 30, 2021 vs. Oakland

CONSECUTIVE SHUTOUTS, INDIVIDUAL, by ANGELS – John Lackey, July 7, 2006 at Oakland (3-0 score) & July 14, 2006 vs. Tampa Bay (3-0 score)

CONSECUTIVE COMPLETE GAMES by ANGELS – Jerome Williams (9 IP), 4-0 score, May 1, 2012 vs. Minnesota; Jered Weaver (9 IP), 9-0 score, May 2, 2012 vs. Minnesota

CONSECUTIVE COMPLETE GAMES vs. ANGELS – Brandon Morrow (9 IP), 5-0 score, May 3, 2012 vs. Toronto; Henderson Alvarez (9 IP), 4-0 score, May 4, 2012 vs. Toronto

CONSECUTIVE COMPLETE GAME VICTORIES by ANGELS – Jerome Williams (9 IP), 4-0 score, May 1, 2012 vs. Minnesota; Jered Weaver (9 IP), 9-0 score, May 2, 2012 vs. Minnesota

CONSECUTIVE COMPLETE GAME DEFEATS vs. ANGELS – Brandon Morrow (9 IP), 5-0 loss, May 3, 2012 vs. Toronto; Henderson Alvarez (9 IP), 4-0 loss, May 4, 2012 vs. Toronto

1-0 GAME, VICTORY – Jaime Barria (6.2 IP), Steve Cishek (0.1 IP), José Quijada (0.2 IP) & Raisel Iglesias (1.1 IP); July 31, 2021 vs. Oakland

1-0 GAME, DEFEAT – Justin Verlander (8 IP) & Ken Giles (1 IP); Sept. 12, 2017 vs. Houston

LAST ANGELS POSITION PLAYER TO PITCH – Adam Eaton, July 27, 2021 vs. Colorado (1.0 IP, 2 H)

TRIPLE PLAY by ANGELS – July 5, 1997 vs. Seattle

TRIPLE PLAY vs. ANGELS – Aug. 16, 2018 at Texas

BATTING

INSIDE-THE-PARK HOME RUN by ANGELS – Tommy La Stella; June 25, 2019 vs. Cincinnati (1st inning off Tyler Mahle)

INSIDE-THE-PARK HOME RUN vs. ANGELS – Edwin Encarnación; Apr. 2, 2018 vs. Cleveland (2nd inning off JC Ramírez)

PINCH-HIT HOME RUN by ANGELS – Jared Walsh, Sept. 9, 2019 vs. Cleveland (8th inning off Carlos Carrasco)

PINCH-HIT HOME RUN vs. ANGELS – Jason Castro, Sept. 23, 2021 vs. Houston (9th Inning off Raisel Iglesias)

GRAND SLAM by ANGELS – Jack Mayfield, August 30, 2021 vs. New York (A.L.) (4th Inning off Cory Kluber)

GRAND SLAM vs. ANGELS – Charlie Blackmon – Sept. 11, 2020 at Colorado (8th inning off Jose Quijada)

WALK-OFF HR by ANGELS – Tommy La Stella, August 17, 2020 vs. Baltimore (9th inning, two-run HR off Trevor Gott)

WALK-OFF HR vs. ANGELS – Charlie Blackmon – Sept. 11, 2020 at Colorado (8th inning off Jose Quijada)

PINCH-HIT GRAND SLAM by ANGELS – Alberto Callaspo, May 26, 2012 at Seattle (6th Inning off Felix Hernandez)

PINCH-HIT GRAND SLAM vs. ANGELS – Ben Broussard, Apr. 21, 2007 vs. Seattle (8th inning off Scot Shields)

TWO-HOME RUN GAME by ANGELS – Jo Adell, Sept. 5, 2021 vs. Texas (8th Angels two-HR game of 2021)

TWO-HOME RUN GAME vs. ANGELS – DJ Peters, Sept. 5, 2021 vs. Texas (7th two-HR game vs. Angels in 2021)

MULTIPLE ANGELS W/TWO-HR-OR-MORE IN ONE GAME – Mike Trout (2) & Luis Valbuena (2), Aug. 19, 2017 at Baltimore

THREE-HOME RUN GAME by ANGELS – Torii Hunter, June 13, 2009 vs. San Diego (previous: Garret Anderson, June 4, 2003 at Montreal in Puerto Rico)

THREE-HOME RUN GAME vs. ANGELS – George Springer, Sept. 22, 2019 at Houston (previous: Mookie Betts, Apr. 17, 2018 vs. Boston)

BACK-TO-BACK HOME RUNS by ANGELS – Jo Adell & Kurt Suzuki, August 17, 2021 at Detroit (9th inning)

BACK-TO-BACK HOME RUNS vs. ANGELS – Daulton Varsho & Carson Kelly, Sept. 15, 2020 vs. Arizona (2nd inning)

BACK-TO-BACK-TO-BACK HOME RUNS by ANGELS – Tommy La Stella, Mike Trout & Shohei Ohtani, June 8, 2019 vs. Seattle (4th inning)

BACK-TO-BACK-TO-BACK HOME RUNS vs. ANGELS – Adrián Beltré, Mike Napoli & Nelson Cruz, Sept. 27, 2011 vs. Texas (5th inning)

THREE HOME RUNS, ONE INNING, by ANGELS – Shohei Ohtani & Justin Upton & Anthony Bembomb, Sept. 23, 2020 at San Diego (2nd inning)

THREE HOME RUNS, ONE INNING, vs. ANGELS – Miguel Sano, Max Kepler & Jonathan Schoop, May 23, 2019 (7th inning)

FIVE-HIT GAME by ANGELS – Mike Trout (5-for-5), Sept. 8, 2018 at Chicago (A.L.)

FIVE-HIT GAME vs. ANGELS – Yermín Mercedes, April 2, 2021 vs. Chicago (A.L.) (5-for-5)

FIVE-RBI GAME or more by ANGELS – Brandon Marsh (5 RBI), August 25, 2021 at Baltimore

FIVE-RBI GAME or more vs. ANGELS – Pedro Severino (5 RBI), August 26, 2021 at Baltimore

THREE STEALS, INDIVIDUAL, by ANGELS – Cameron Maybin (4 SB), June 9, 2017 at Houston

THREE STEALS, INDIVIDUAL, vs. ANGELS – Starling Marte (3 SBs), August 1, 2021 vs. Oakland

BATTING FOR THE CYCLE by ANGELS – Shohei Ohtani, June 13, 2019 at Tampa Bay (7th Angel player/8th time in club history)

BATTING FOR THE CYCLE vs. ANGELS – Carlos Gomez, Apr. 29, 2017 at Texas

STRAIGHT STEAL OF HOME by ANGELS – Collin Cowgill, Sept. 21, 2013 vs. Seattle

STRAIGHT STEAL OF HOME vs. ANGELS – B.J. Upton, Sept. 17, 2007 vs. Tampa Bay

TWO HITS SAME INNING, INDIVIDUAL, by ANGELS – Phillip Gosselin, September 25, 2021 vs. Seattle (3rd inning)


TWO HITS SAME INNING, INDIVIDUAL, vs. ANGELS – Adam Frazier, Sept. 8, 2021 vs. San Diego (2nd inning)

WALK-OFF WIN, by ANGELS – Juan Lagares, double two RBI; July 4, 2021 vs. Houston (9th inning)



CLUB HISTORY

ANGEL STADIUM



The 2022 season marks the Halos' 57th season playing home games at Angel Stadium. After spending their first five years of existence playing at Wrigley Field (1961) and Chavez Ravine (1962-65), the Angels landed in their new home in Orange County in 1966. Since opening the doors for its first exhibition game Apr. 9, 1966, Angel Stadium has played host to some of the Club's memorable events including seven A.L. West Division clinching games (1979, 1982, 1986, 2007, 2008, 2009 and 2014), three All-Star Games (1967, 1989 and 2010) and the 2002 World Series, including the Angels Game 7 victory over the San Francisco Giants to clinch the franchise's first championship. Angel Stadium has also seen several individual Halos leave their indelible marks on the game of baseball. Whether it be the six Angels no-hitters, Rod Carew's 3,000th hit, Reggie Jackson's 500th home run, Don Sutton's 300th win or Albert Pujols' 600th home run, Angel Stadium has housed some of Major League Baseball's most prestigious accomplishments.

Presently, Angel Stadium sits as baseball's fourth-oldest ballpark, trailing only Boston's Fenway Park, Chicago's Wrigley Field and Los Angeles' Dodger Stadium. Affectionately known as "The Big A", Angel Stadium has seen over 120 million fans pass through its gates since 1966, including a stretch of 17 consecutive full seasons drawing over three million fans, a streak only the Angels and Yankees achieved from 2003-19.

STADIUM QUICK FACTS

Location Site: 2000 Gene Autry Way, Anaheim, CA
(off State College Blvd., between Orangewood Blvd. & Katella Ave., west of 57 freeway)

Design: Three-level structure

Seating Capacity: 45,517

Parking Capacity: Approximately 15,000 automobiles

Stadium Area: 140 acres

Foul Lines: 330 feet

Left Field: 347 feet

Left Field Power Alley: 389 feet

Center Field: 396 feet

Right Field Power Alley: 365 feet*

Right Field: 348 feet*

Outfield Fence Height: 8 feet

*Right Field and Right Field Power Alley fence raised from 8' to 18' in 1998 and lowered back to 8' in 2018

Construction: Started Aug. 31, 1964. Completed Apr. 8, 1966

Renovations: Started Oct. 1, 1996. Completed Mar. 27, 1998

First Game: California Angels vs. San Francisco Giants, April 9, 1966

First Regular Season Game: California Angels vs. Chicago White Sox, Apr. 19, 1966


Total Regular Season Games Played (entering 2019): 4,241

Total Postseason Season Games Played (entering 2019): 34

First Regular Season NFL Game: Los Angeles Rams vs. Detroit Lions, Sept. 7, 1980

Last Regular Season NFL Game: Los Angeles Rams vs. Washington Redskins, Dec. 24, 1994





After an Aug. 31, 1964 groundbreaking ceremony, Anaheim Stadium, as it was originally known, was completed in 1966 at a cost of \$24 million. The facility's centerpiece was a giant A-frame scoreboard standing 230 feet high and was the source of the stadium's nickname.

With a seating capacity of 43,250, Anaheim Stadium was built with "Convenience, Comfort and Courtesy" in mind. Narrow foul territory areas and quickly rising decks gave fans an up-close view of the action. Gradually-inclined ramps, escalators, wide aisles and helpful ushers as well as three surrounding freeways, 26 entrance lanes and 28 exit lanes added to the Big A's accessibility.


Anaheim Stadium underwent construction to enclose the stadium in 1979 for additional seating to accommodate the Rams' football games. Seating capacity was increased to 64,593 for baseball and more than 70,000 for football. A total of 108 executive style boxes were added to surround the rear of the Club Level. In addition to the Stadium Club, there were two other private dining areas designed for groups — the Stadium Pavilion and the Football Press Box.

- Apr. 10, 1964** — Anaheim City Council accepts letter of intent in special joint session of Council of Orange County Board of Supervisors, but Supervisors decline to join Anaheim in financing and constructing stadium. City Council unanimously votes to "Go it Alone." Contractor Del Webb pledges to complete stadium before April 1966 and proceeds with plans, at his own risk, pending final decision of Council. Council authorizes City Manager and City Attorney to draw up lease agreement with Angels and contract for construction of stadium.
- Aug. 8, 1964** — Anaheim and Angels sign 35-year lease for stadium.
- Aug. 25, 1964** — Purchase of 150 acres completed. By resolution, City Council officially names stadium "Anaheim Stadium."
- Aug. 26, 1964** — Anaheim and Del Webb Construction sign contract for construction of stadium to seat about 50,000 at maximum cost of \$16 million.
- Aug. 31, 1964** — Groundbreaking for construction of stadium. Angels owner Gene Autry, Del Webb and Anaheim Mayor Odra Chandler shoveled soil in a clearing surrounded by orange groves and corn fields.
- Aug. 26, 1965** — Structural steel construction of stadium completed.
- Sept. 2, 1965** — Decision made to open with 43,204 seating capacity.
- Oct. 1, 1965** — Stadium grass planted.
- Oct. 15, 1965** — Last concrete poured.
- Nov. 15, 1965** — Installation of seats begins.
- Nov. 23, 1965** — Compaction and grading of parking lot begins.
- Dec. 8, 1965** — Model of scoreboard is unveiled; Standard Oil Company to finance \$1 million, 230-foot, A-frame scoreboard structure in left field.
- Dec. 29, 1965** — Placement of light towers; work on scoreboard begins.
- Apr. 9, 1966** — Anaheim Stadium opens in Angels exhibition vs. San Francisco Giants.



CLUB HISTORY

ANGEL STADIUM



At that time, the Big A board was preserved and moved to the edge of the parking lot adjacent to the Orange Freeway behind the right field area.

When the Rams left for St. Louis, Anaheim Stadium's primary tenant remained the Angels, who originally signed a 35-year contract (through 2001). Renovations began Oct. 1, 1996, to revert the 30-year old structure back to a baseball only facility and the ballpark was renamed Edison International Field. The total cost for the stadium renovation was estimated at \$100 million and the project was completed in time for the Angels' Opening Day, Apr. 1, 1998. New enhancements were added all around the ballpark but perhaps the most noticeable is the center field waterfalls and rock formation that come together to form an "A". Settled inside the waterfall's rapids are water geysers that originally shot water into the air whenever an Angels player hit a home run.

Other features of the renovations included terraced bullpens in the outfield, widened concourses, new restroom and concession areas, family-oriented seating sections, state-of-the-art club-level and dugout-level suites, a youth-oriented interactive game area and landscaped courtyards (with statues in remembrance of Gene Autry and Michelle Carew).

In addition, Angel Stadium includes two full-service restaurants: The St. Archer Brewing Co. Club (a sports bar located at the club level down the right field line) and The Lexus Diamond Club (an upscale restaurant with outdoor seating on the field level behind home plate). In 2014, the newest luxury seating area was added to the ballpark with the opening of HALO, now known as the Don Julio Club.

During the 2016 and 2017 offseasons, Angel Stadium underwent several major upgrades. The first round of improvements began immediately following the 2016 season when a new state of the art LED stadium light system was installed. The following offseason, Angel Stadium received one of its largest technological enhancements to date. In Oct., 2017, the Angels partnered with Daktronics to bring 14 LED displays, including two new video boards in both left and right field to Angel Stadium. At the time it was installed, the right field display was the third largest in Major League Baseball at 9,500 square feet and features 7.7 million LEDs. Eight ribbon displays totaling 1,168 feet in length were also installed along the seating fascia to provide additional statistics and graphics. The largest of these included the entire fascia length along the first and third baselines. Finally, a new out-of-town scoreboard replaced the existing board on the right field wall. All total, the Club added more than 23,000 square feet of new LED displays to their home venue.

Also installed prior to the 2018 season was a new state-of-the art sound system. The main seating bowl now has 300 speakers plus more than 50 subwoofers and is powered by 200,000 watts.

With the enhancements made throughout the course of the past several years, Angel Stadium proudly maintains the title of the fourth-oldest ballpark in the Majors while offering its guests access to some of the latest technological amenities. As a result, Angel Stadium continues to be one of Southern California's most unique sports venues.

In October 2020, an agreement was finalized between the Anaheim City Council and SRB Management, LLC, to keep the Angels in Anaheim through 2050. As part of the agreement, SRB Management, LLC, of which Angels owner Arte Moreno is a partner, will purchase the 153-acre land that includes Angel Stadium and the surrounding stadium land from the City.



Nestled in the corner of the Angel Stadium parking lot is one of the ballpark's most recognizable features, "The Big A" message board. With the completion of Anaheim Stadium in 1966, the facility's centerpiece was a giant A-frame scoreboard standing 230 feet high. At the time, it was the largest scoreboard ever constructed and became the source of the stadium's nickname. The Big A's original home was just beyond the left field wall where it served as the facility's main scoreboard for over a decade. When the stadium underwent construction to accommodate the Los Angeles Rams in 1979, The Big A was preserved and moved to its current location in the southeastern corner of the parking lot, adjacent to the 57 freeway. Contractors used a 125-ton crane and two large dollies to move the structure over 1,200 feet across the stadium lots.

The Angels have long utilized The Big A to celebrate each of the club's victories. After every Angel win, both home and road, the 70-foot wide halo atop the Big A is illuminated for fans both inside the ballpark and out to see. It is customary for the halo to remain lit until dawn of the day following a victory. The Angels are one of the few sports franchises whose post-victory tradition signals a win to all within sight of their facility.

Since its construction in 1966, The Big A has undergone several modifications and facelifts. The scoreboard's original color palette was all white with a gold halo before becoming green, gold and beige when the stadium was renamed Edison Field. In February, 2002, with the club switching their uniform scheme back to red as the primary color, the Big A was painted red and beige. The landmark then underwent additional changes after the 2009 season when the structure was painted all red. A new full-color display was added to the front facade, replacing the former dot-matrix board and a new halo was placed at the top. A third extensive renovation took place prior to the 2018 season as part of Angel Stadium's overall enhancements. The Big A received a new LED marquee, illuminated Angel Stadium sign and a new modernized LED Halo adorned the top of the famed structure.

As it currently sits, the Club has the ability to display full pictures, texts and graphics as well as turn the halo nearly any color it desires. The most commonly displayed colors on the structure's crown are red, white, blue, green and orange.



BIG A QUICK FACTS

Height.....	230 feet
Width at base (overall).....	103 feet, 6 inches
Base of each leg.....	25 feet x 3 feet
Halo diameter.....	70 feet
Halo height.....	3 feet, 2 inches
Halo elevation.....	202 feet
Number of pixels on current Halo.....	53,600
Message board face.....	40.7 feet x 34.1 feet
Original message board elevation from the top.....	82 feet, 9 inches
Number of lights on the original A-frame.....	128 lamps per leg
Number of lights on the original Halo.....	140 lamps



CLUB HISTORY

ANGEL STADIUM FIRSTS




Regular Season Game:	Apr. 19, 1966 (Chicago White Sox 1, Angels 3)
Pitcher:	Marcelino Lopez, Angels vs. White Sox, Apr. 19, 1966
Batter:	Tommie Agee, White Sox at Angels, Apr. 19, 1966 (ground out to SS)
Angels Batter:	Jose Cardenal, Apr. 19, 1966 (pop out to 2B)
Winning Pitcher:	Tommy John (7 IP, 3 H, 1 R, 1 ER, 3 BB, 4 SO), White Sox, Apr. 19, 1966
Losing Pitcher:	Marcelino Lopez (7.2 IP, 5 H, 3 R, 2 ER, 1 BB, 8 SO), Angels, Apr. 19, 1966
Time of Game:	2 hours, 38 minutes
Attendance:	31,660
Angels Win:	Apr. 20, 1966 (Chicago White Sox 3, Angels 4)
Hit:	Jim Fregosi, Apr. 19, 1966 (double in the 1st inning)
Angels Run:	Rick Reichardt, Angels, Apr. 19, 1966 vs. White Sox
Double:	Jim Fregosi, Angels, Apr. 19, 1966 vs. White Sox (1st inning)
Triple:	Paul Schaal, Angels, Apr. 20, 1966 vs. White Sox (2nd inning)
Home Run:	Rick Reichardt, Angels, Apr. 19, 1966 vs. White Sox (solo home run)
Grand Slam:	Curt Blefary, Baltimore, June 6, 1967 (9th inning)
Angels Grand Slam:	Bill Voss, Apr. 18, 1970 vs. Kansas City (5th inning)
RBI:	Rick Reichardt, Angels, Apr. 19, 1966 vs. White Sox (solo home run)
Angels Winning Pitcher:	Ed Sukla (1.2 IP, 0 H, 0 R, 2 BB, SO), Apr. 20, 1966 vs. White Sox
Save:	Eddie Fisher (2 IP, 1 H, 0 R, 1 BB, 0 SO), White Sox, Apr. 19, 1966
Save by an Angels Pitcher:	Bob Lee (2 IP, 3 H, 1 R, 1 ER, 0 BB, 0 SO), Apr. 22, 1966 vs. Twins
Strikeout:	Marcelino Lopez, Angels vs. White Sox, Apr. 19, 1966 (struck out Pete Ward)
Complete Game:	Dean Chance (9 IP, 6 H, 2 R, 1 ER, 2 BB, 5 SO), May 4, 1966 vs. Oakland
Shutout:	George Brunet (9 IP, 2 H, 0 R, 6 BB, 8 SO), Angels, June 8, 1966 vs. White Sox
No-Hitter:	Clyde Wright (9 IP, 0 H, 0 R, 3 BB, 1 SO), Angels, July 3, 1970 vs. Oakland
Perfect Game:	None
Exhibition Game:	Apr. 9, 1966 (San Francisco 9, Angels 2)
Postseason Game:	Oct. 5, 1979 (Baltimore 3, Angels 4)
Interleague Game:	June 12, 1997 (San Diego 4, Angels 8)
Rainout:	Apr. 8, 1975 vs. Kansas City

* All info is for regular season games only unless otherwise noted

OPENING DAY LINEUPS 1966

<u>Chicago White Sox</u>	<u>California Angels</u>
Tommie Agee, CF	Jose Cardenal, CF
Don Buford, 3B	Bobby Knoop, 2B
Floyd Robinson, RF	Jim Fregosi, SS
John Romano, C	Joe Adcock, 1B
Pete Ward, LF	Jackie Warner, RF
Bill Skowron, 1B	Rick Reichardt, LF
Ron Hansen, SS	Paul Schaal, 3B
Al Weis, 2B	Buck Rodgers, C
Tommy John, P	Marcelino Lopez, P



In 2021, the Angels welcomed fans back to Angel Stadium at full capacity in June, after starting the year with limited seating capacity. The 2020 season was played without fans in attendance due to health and safety protocols related to the COVID-19 pandemic.

On May 19, 2016 a record-setting 45,007 fans came through the gates to watch the club square off against the Dodgers, setting the mark for the largest crowd at Angel Stadium of Anaheim during a regular season game.

The Angels established their single-game home attendance figure when 64,406 witnessed Game 1 of the 1982 ALCS against Milwaukee, Oct. 5 at Anaheim Stadium. During the ensuing 1983 campaign, the top two regular season crowds in club history were set when 63,132 watched the Angels host Kansas City, July 4, and 63,073 viewed the Apr. 23 game against Baltimore.

YEAR	HOME	AWAY	TOTAL	YEAR	HOME	AWAY	TOTAL
(Wrigley Field; 1961)				1992	2,065,444	2,117,538	4,182,982
1961	603,510	712,510	1,316,020	1993	2,057,460	2,286,553	4,344,013
(Chavez Ravine; 1962-65)				1994	1,512,622	1,577,606	3,090,228
1962	1,144,063	861,699	2,005,762	1995	1,748,680	1,871,338	3,620,018
1963	821,015	657,245	1,478,260	1996	1,820,333	2,105,769	3,926,102
1964	760,439	719,631	1,480,070	1997	1,767,324	1,820,521	3,587,845
1965	566,727	756,000	1,322,727	(Edison International Field; 1998-2003)			
(Anaheim Stadium; 1966-97)				1998	1,998	2,519,063	2,234,389
1966	1,400,321	884,181	2,284,502	1999	2,253,123	2,203,406	4,456,529
1967	1,317,713	971,836	2,289,549	2000	2,066,977	2,272,015	4,338,992
1968	1,025,956	912,803	1,938,759	2001	2,000,917	2,499,385	4,500,304
1969	758,388	805,415	1,563,803	2002	2,305,557	2,143,937	4,449,494
1970	1,077,741	976,786	2,054,527	2003	3,061,094	2,177,087	5,238,181
1971	926,373	851,525	1,777,898	(Angel Stadium of Anaheim; 2004 - current)			
1972	744,190	814,630	1,558,820	2004	##3,375,677	2,391,458	5,767,135
1973	1,058,206	964,831	2,023,037	2005	3,404,686	2,462,630	5,867,078
1974	917,269	860,552	1,777,821	2006	3,406,790	2,242,532	5,649,322
1975	1,058,163	975,645	2,033,808	2007	3,365,632	2,527,958	5,893,590
1976	1,006,774	1,094,333	2,101,107	2008	3,336,747	2,399,332	5,736,079
1977	1,432,633	1,345,027	2,777,660	2009	3,240,374	2,124,179	5,364,553
1978	1,755,366	1,366,915	3,122,281	2010	3,250,814	2,450,870	5,701,684
1979	2,523,575	1,728,537	4,252,112	2011	3,166,321	2,116,193	5,282,514
1980	2,297,327	1,399,754	3,697,081	2012	3,061,770	2,497,339	5,559,109
1981	1,441,545	831,550	2,273,095	2013	3,019,505	2,234,632	5,254,137
1982	2,807,360	1,897,660	4,705,020	2014	3,095,935	2,253,991	5,349,926
1983	2,555,016	1,882,234	4,437,250	2015	3,012,765	2,345,619	5,358,384
1984	2,402,997	1,723,251	4,126,248	2016	3,016,142	2,322,769	5,338,911
1985	2,567,427	1,793,715	4,361,142	2017	3,019,585	2,240,721	5,260,306
1986	2,655,892	1,685,439	4,341,331	2018	3,020,216	2,270,826	5,291,042
1987	2,696,299	1,877,624	4,573,923	2019	3,019,012	2,174,808	5,193,820
1988	2,340,925	1,894,314	4,235,239	2020	—	—	—
1989	2,647,291	1,970,796	4,618,087	2021	1,515,689	1,541,449	3,057,138
1990	2,555,688	2,042,315	4,598,003	Bold - club season records			
1991	2,416,236	2,336,106	4,752,342	##Club record 45 home sellouts in 2004			

TOP 10 REGULAR SEASON SELLOUT CROWDS AT ANGEL STADIUM (SINCE RENOVATION)

DATE	ATTENDANCE	OPP. / SCORE	4/8/2018	44,742	A's/6-1 win
6/10/2019★	45,477	Dodgers/5-3 win	4/28/2018	44,649	Yankees/1-11 loss
6/11/2019	45,404	Dodgers/5-3 win	6/2/2018	44,603	Rangers/2-3 loss
5/19/2016	45,007	Dodgers/7-4 win	4/29/2018	44,593	Yankees/1-2 loss
4/17/2018	44,822	Red Sox/10-1 loss	8/7/2014	44,561	Dodgers/0-7 loss
6/29/2017	44,807	Dodgers/2-6 loss			

★ Largest crowd at Angel Stadium of Anaheim during regular season

ANGEL STADIUM GROUND RULES

DUGOUT AND PHOTOGRAPHERS' AREAS

- Ball striking any forward facing green padded dugout or photographer well railing and rebounding onto playing field: In Play.
- Ball striking or resting on padded flat area at the home plate end of the Angels' dugout is considered in the dugout: Out of Play. (Fielder is permitted to lean on or over this area in an attempt to field the ball.)

OUTFIELD AREA

- Ball hitting yellow square at top of outfield wall on right side of bullpen gate: In Play (However, ball hitting fence support above yellow square is considered to have gone over fence (i.e. home run, ground-rule double, etc.)).
- Ball striking right field wall above yellow line: Home Run.

CLUB HISTORY

ATTENDANCE



OPPONENT RECORDS, GAME AT ANGEL STADIUM

CLUB	ATTENDANCE	DATE	CLUB	ATTENDANCE	DATE
Arizona	42,483	June 16, 2012	Minnesota	44,064	Aug. 11, 2007
Atlanta	43,919	June 13, 2008	New York (A.L.)	44,649	April 28, 2018
Baltimore	44,027	Aug. 5, 2008	New York (N.L.)	43,721	June 15, 2003
Boston	44,822	April 17, 2018	Oakland	44,742	April 8, 2018
Chicago (A.L.)	44,135	Apr. 30, 2006	Philadelphia	38,802	Aug. 13, 2014
Chicago (N.L.)	44,020	Apr. 4, 2016	Pittsburgh	44,010	June 23, 2007
Cincinnati	37,260	June 25, 2019	San Diego	44,159	June 18, 2006
Cleveland	44,020	July 18, 2006	San Francisco	44,544	April 22, 2018
Colorado	43,781	June 26, 2006	Seattle	44,644	July 1, 2017
Detroit	44,311	May 12, 2017	St. Louis	42,707	July 4, 2013
Houston	44,264	July 21, 2018	Tampa Bay	44,125	July 15, 2006
Kansas City	44,489	Apr. 10, 2015	Texas	44,603	June 2, 2018
Los Angeles (N.L.)	45,477	June 10, 2019	Toronto	44,021	July 4, 2008
Miami	43,883	June 18, 2005	Washington	43,874	June 14, 2005
Milwaukee	41,423	Aug. 13, 2004			

ALL-TIME REGULAR SEASON ATTENDANCE RECORDS

Season:	Total	5,893,590 (2007)
	Anaheim Stadium	2,807,360 (1982)
	Angel Stadium	3,406,790 (2006)
	Road	2,527,958 (2007)
Single Game:	Wrigley Field	19,930 (Aug. 22, 1961, New York-N)
	Dodger Stadium	53,591 (July 13, 1962, New York-N)
	Anaheim Stadium	63,132 (July 4, 1983, Kansas City-D)
	Angel Stadium	45,477 (June 10, 2019, Los Angeles-N)
	Road	60,108 (June 3, 1973, New York-D)
Night Game:	Wrigley Field	19,930 (Aug. 22, 1961, New York)
	Dodger Stadium	53,591 (July 13, 1962, New York)
	Anaheim Stadium	63,073 (Apr. 23, 1983, Baltimore)
	Angel Stadium	45,477 (June 10, 2019, Los Angeles)
	Road	57,762 (Apr. 6, 1977, Seattle)
Day Game:	Wrigley Field	19,722 (May 7, 1961, New York)
	Dodger Stadium	44,912 (June 3, 1962, New York)
	Anaheim Stadium	63,132 (July 4, 1983, Kansas City)
	Angel Stadium	44,742 (April 8, 2018, Oakland)
	Road	60,108 (June 3, 1973, New York)
Doubleheader:	Wrigley Field	16,297 (Apr. 30, 1961, Kansas City)
	Dodger Stadium	18,902 (May 19, 1965, Minnesota)
	Anaheim Stadium	43,461 (Aug. 5, 1988, Chicago)
	Angel Stadium	43,044 (Sept. 6, 2003, Kansas City)
	Road	58,556 (June 9, 1968, New York)
Season Opener:	Wrigley Field	11,931 (Apr. 27, 1961, Minnesota-D)
	Dodger Stadium	21,864 (Apr. 9, 1963, Boston-N)
	Anaheim Stadium	51,145 (Apr. 26, 1995, Detroit-N)
	Angel Stadium	44,489 (Apr. 10, 2015, Kansas City)
	Road	57,762 (Apr. 6, 1977, Seattle-N)
Three-Game Series:	Wrigley Field	59,522 (Aug. 22-24, 1961, New York)
	Dodger Stadium	146,623 (June 1-3, 1962, New York)
	Anaheim Stadium	175,058 (Aug. 11-13, 1989, Oakland)
	Angel Stadium	133,035 (June 22-24, 2012, Los Angeles)
	Road	168,000 (June 15-17, 2007, Los Angeles)
Four-Game Series:	Wrigley Field	15,247 (Aug. 28-30, 1961, Baltimore)
	Dodger Stadium	36,792 (Aug. 30-Sept. 2, 1965, New York)
	Anaheim Stadium	173,347 (July 1-4, 1983, Kansas City)
	Angel Stadium	176,219 (July 21-24, 2005, New York-AL)
	Road	215,776 (July 31-Aug. 3, 2008, New York-AL)

POSTSEASON ATTENDANCE AT ANGEL STADIUM

2002 ALDS	45,072	(Oct. 19, 2002-N)	2005 ALCS	44,725	(Oct. 14, 2005-N)
	45,067	(Oct. 5, 2002-D)		44,857	(Oct. 15, 2005-N)
2002 ALCS	44,234	(Oct. 11, 2002-N)		44,712	(Oct. 16, 2005-N)
	44,830	(Oct. 12, 2002-N)	2007 ALDS	45,262	(Oct. 7, 2007-N)
	44,835	(Oct. 13, 2002-D)	2008 ALDS	44,997	(Oct. 1, 2008-N)
2002 World Series	44,603	(Oct. 19, 2002-N)		45,354	(Oct. 3, 2008-N)
	44,584	(Oct. 20, 2002-N)	2009 ALDS	45,070	(Oct. 8, 2009-N)
	44,506	(Oct. 26, 2002-N)		45,223	(Oct. 9, 2009-N)
	44,598	(Oct. 27, 2002-N)	2009 ALCS	44,911	(Oct. 19, 2009-D)
2004 ALDS	44,608	(Oct. 5, 2004-D)		45,160	(Oct. 20, 2009-N)
	45,118	(Oct. 6, 2004-N)		45,113	(Oct. 22, 2009-N)
2005 ALDS	45,142	(Oct. 4, 2005-N)	2014 ALDS	45,321	(Oct. 2, 2014-N)
	45,150	(Oct. 5, 2005-N)		45,361	(Oct. 3, 2014-N)
	45,133	(Oct. 10, 2005-N)			

38TH ANNUAL ALL-STAR GAME JULY 11, 1967 ★ ANAHEIM STADIUM

NATIONAL LEAGUE 2, AMERICAN LEAGUE 1 (15 INNINGS)



Major League Baseball's Midsummer Classic made its first appearance at what was then known as Anaheim Stadium on July 11, 1967, with 20 eventual Hall of Famers participating in a game for the ages.

Cincinnati's Tony Perez clubbed a solo home run in the top of the

15th inning to give the National League a 2-1 win, capping what remains one of the longest All-Star Games in history (the 2008 All-Star Game at Yankee Stadium also lasted 15 innings). Perez's home run earned him MVP honors in what was the 38th Annual All-Star Game.

Dean Chance of Minnesota and Juan Marichal of San Francisco started a contest that was dominated by pitching. National and American League hurlers combined to set an All-Star Game record for combined strikeouts (30) that would not be broken until 2008.

For the first time in All-Star Game history, the long ball accounted for all the scoring, with Philadelphia's Dick Allen giving the National League an early 1-0 by sending an offering from Chance over the left field boards in the second inning. The American League answered when Baltimore's Brooks Robinson took the Cubs' Ferguson Jenkins deep to even up the score at 1-1 in the bottom of the sixth inning.

A crowd of 46,309 watched as all 12 pitchers that entered the game recorded at least one strikeout. The game remained deadlocked at 1-1 until the 15th inning, when Perez deposited a pitch from Oakland's Jim "Catfish" Hunter over the left field wall to give the N.L. a 2-1 lead. Rookie Tom Seaver of the Mets came in and closed the door on the American League in the bottom of the 15th inning. The Dodgers' Don Drysdale earned the win, while Hunter was saddled with the loss.

The Angels were represented by shortstop Jim Fregosi, who went 1-for-4, and first baseman Don Mincher, who was 1-for-1.

ALL-STAR ROSTERS

NATIONAL LEAGUE

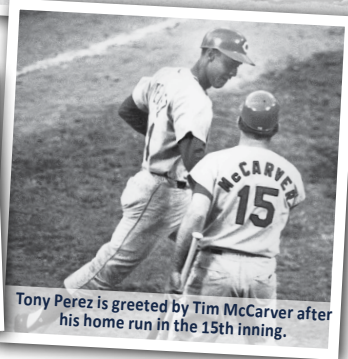
Mike Cuellar
Don Drysdale
Bob Gibson
Ferguson Jenkins
Denny Lemaster
Juan Marichal
Claude Osteen
Tom Seaver
Chris Short
Tom Haller
Tim McCarver
Joe Torre
Ernie Banks
Orlando Cepeda
Tommy Helms
Bill Mazeroski
Dick Allen
Tony Pérez
Gene Alley
Hank Aaron
Lou Brock
Roberto Clemente
Willie Mays
Pete Rose
Rusty Staub
Jimmy Wynn

AMERICAN LEAGUE


Dean Chance
Al Downing
Steve Hargan
Joe Horlen
Catfish Hunter
Jim Lonborg
Jim McGlothlin
Gary Peters
Paul Casanova
Andy Etchebarren
Bill Freehan
Harmon Killebrew
Mickey Mantle
Don Mincher
Rod Carew
Max Alvis
Brooks Robinson
Jim Fregosi
Dick McAuliffe
Rico Petrocelli
Tommie Agee
Ken Berry
Tony Conigliaro
Al Kaline
Tony Oliva
Frank Robinson
Carl Yastrzemski



The American League All-Stars pose for a pregame photo.



Tony Perez is greeted by Tim McCarver after his home run in the 15th inning.



The All-Stars line up on the field before the National Anthem.

CLUB HISTORY

ALL-STAR GAME



60TH ANNUAL ALL-STAR GAME

JULY 11, 1989 ★ ANAHEIM STADIUM

AMERICAN LEAGUE 5, NATIONAL LEAGUE 3



The Midsummer Classic returned to Anaheim Stadium on July 1, 1989, and Bo Jackson stole the show. The Royals outfielder led the American League to a 5-3 win and earned MVP honors in the game's 60th renewal.

A sellout crowd of 64,036 had barely settled into their seats when

Jackson led off the bottom of the first inning with a tape measure home run off 40-year-old National League starter Rick Reuschel. When the ball finally came down, it landed on the batter's eye in centerfield, an estimated 448 feet from home plate. The next batter, Boston's Wade Boggs, stepped to the plate and promptly homered off Reuschel, giving the American League an early 2-0 lead.

42-year-old Nolan Ryan of Texas returned to Anaheim Stadium, where he spent eight years with the Angels, to start for the American League and went on to earn the win. Bobby Bonilla and Kevin Mitchell of the National League and the American League's Ruben Sierra all had two hits.

But the evening belonged to Jackson. He had two hits, stole a base, scored the winning run and made a running catch of Pedro Guerrero's bloop with two men in scoring position in the first inning to snuff out a National League threat. Jackson became the second man — following Willie Mays — to hit a home run and steal a base in the same game.

Chuck Finley represented the Angels in the contest but did not play. Current Angel manager Mike Scioscia appeared as a catcher for the National League, going hitless in one at-bat.

Legendary Angel coach Jimmie Reese threw out the ceremonial first pitch.

ALL-STAR ROSTERS

NATIONAL LEAGUE

Bobby Bonilla
Tim Burke
Will Clark
Vince Coleman
Eric Davis
Glenn Davis
Mark Davis
Andre Dawson
John Franco
Pedro Guerrero
Tony Gwynn
Von Hayes
Orel Hershiser
Jay Howell
Howard Johnson
Barry Larkin
Kevin Mitchell
Tony Pena
Willie Randolph
Ryne Sandberg
Benito Santiago
Mike Schmidt
Mike Scioscia
Mike Scott
Ozzie Smith
John Smoltz
Darryl Strawberry
Rick Sutcliffe
Tim Wallach
Mitch Williams

AMERICAN LEAGUE


Harold Baines
Wade Boggs
Jose Canseco
Tony Fernandez
Chuck Finley
Julio Franco
Gary Gaetti
Mike Greenwell
Kelly Gruber
Mark Gubicza
Mike Henneman
Bo Jackson
Doug Jones
Jeffrey Leonard
Don Mattingly
Mark McGwire
Mike Moore
Dan Plesac
Kirby Puckett
Cal Ripken
Jeff Russell
Nolan Ryan
Steve Sax
Ruben Sierra
Terry Steinbach
Dave Stewart
Greg Swindell
Mickey Tettleton
Devon White



Bo Jackson accepts his MVP trophy at the 60th All-Star Game.



The A.L. All-Stars congratulate each other after a 5-3 triumph.



Hall of Famer Nolan Ryan delivers a pitch during the 2nd inning. Ryan worked two scoreless frames with three strikeouts.

CLUB HISTORY

81ST ANNUAL ALL-STAR GAME JULY 13, 2010 ★ ANGEL STADIUM

NATIONAL LEAGUE 3, AMERICAN LEAGUE 1



The Angels were hosts to the 81st edition of the Midsummer Classic on July 13, 2010. It marked the third time the All-Star Game was played at Angel Stadium and the 11th time the contest was featured in California.

The 2010 game featured the National League ending its 13-game winless streak with a 3-1 triumph in front of 45,408 fans. The N.L. won its first All-Star Game since 1996 at Philadelphia.

Atlanta catcher Brian McCann was selected as the Ted Williams All-Star Game MVP as his three-run double in the 7th inning propelled the N.L. to victory. McCann became the fifth catcher (sixth time) to win the award, joining Gary Carter (1981, 1984), Terry Steinbach (1988), Mike Piazza (1996) and Sandy Alomar, Jr. (1997).

There were a total of 58 players used in the contest, 30 by the A.L. and 28 by the N.L. There was a total of 33 first time All-Stars on the rosters. The Halos were represented by Mike Scioscia, Torii Hunter and Jered Weaver.

Boston's David Ortiz outlasted Florida's Hanley Ramirez to win the State Farm Home Run Derby while Angel prospect Hank Conger took home MVP honors in the XM Futures Game.

ALL-STAR ROSTERS

NATIONAL LEAGUE	AMERICAN LEAGUE
Heath Bell	Elvis Andrus
Michael Bourn	Andrew Bailey
Ryan Braun	Jose Bautista
Jonathan Broxton	Adrian Beltre
Marlon Byrd	Clay Buchholz
Matt Capps	John Buck
Chris Carpenter	Miguel Cabrera
Andre Ethier	Trevor Cahill
Rafael Furcal	Robinson Cano
Yovani Gallardo	Fausto Carmona
Adrian Gonzalez	Carl Crawford
Roy Halladay	Neftali Feliz
Corey Hart	Vladimir Guerrero
Jason Heyward	Josh Hamilton
Matt Holliday	Phil Hughes
Ryan Howard	Torii Hunter
Tim Hudson	Derek Jeter
Omar Infante	Ian Kinsler
Ubaldo Jimenez	Paul Konerko
Josh Johnson	Cliff Lee
Hong-Chih Kuo	Jon Lester
Tim Lincecum	Evan Longoria
Brian McCann	Victor Martinez
Evan Meek	Joe Mauer
Yadier Molina	Justin Morneau
Brandon Phillips	David Ortiz
Martin Prado	Dustin Pedroia
Albert Pujols	Andy Pettitte
Hanley Ramirez	David Price
Jose Reyes	Mariano Rivera
Arthur Rhodes	Alex Rodriguez
Scott Rolen	CC Sabathia
Troy Tulowitzki	Joakim Soria
Chase Utley	Rafael Soriano
Joey Votto	Ichiro Suzuki
Billy Wagner	Nick Swisher
Adam Wainwright	Matt Thornton
Brian Wilson	Jose Valverde
David Wright	Justin Verlander
Chris Young	Jered Weaver
	David Wells
	Ty Wigginton



The All-Stars lineup during the National Anthem and fly-over for the 81st Mid Summer Classic.



Angel All-Stars Torii Hunter and Jered Weaver pose during the State Farm Home Run Derby.



Braves' catcher Brian McCann shows off his Ted Williams All-Star Game MVP Award.





ANGELS HALL OF FAME

Gene Autry, Bobby Grich, Jim Fregosi, Don Baylor, Rod Carew, Nolan Ryan, Jimmie Reese, Brian Downing, Chuck Finley, Bobby Knoop, Dean Chance, Mike Witt, Tim Salmon, Garret Anderson, Vladimir Guerrero and the 2002 World Champions are the 16 members in the Angels Hall of Fame.

Gene Autry, the man responsible for bringing an expansion franchise to the American League and Southern California region in December 1960, was inducted into the Angels Hall of Fame on July 19, 2011. His wife Jackie accepted the honor on his behalf, accompanied by Angels Owner Arte Moreno, and Angels Hall of Fame members Rod Carew, Chuck Finley, Bobby Grich and Brian Downing during pregame ceremonies.

The "Singing Cowboy," who passed away Oct. 2, 1998 at the age of 91, was one of the most popular owners in Major League history. His love for baseball and the respect and admiration he had for those who played, coached and managed the game has been well documented.

The native of Tioga, TX was raised in Texas and Oklahoma. Originally discovered by Will Rogers in 1929, Autry gained popularity following a recording contract with Columbia records that same year. He first appeared on screen in 1934 and eventually starred in 93 films throughout his career. In 1940, theater exhibitors of America voted him the fourth biggest box office attraction, behind Mickey Rooney, Clark Gable and Spencer Tracy.

During his music career, Autry totaled 640 recordings, including more than 300 songs written or co-written by him. His records sold more than 100 million copies and he received more than a dozen gold and platinum records, including the first record ever certified gold. His Christmas and children's records "Here Comes Santa Claus (Right Down Santa Claus Lane)" and "Peter Cottontail" are among his platinum recordings. "Rudolph the Red-Nosed Reindeer," the second all-time best selling Christmas single, boasts in excess of 30 million in sales.

From 1940 to 1956 the public listened to him on *Gene Autry's Melody Ranch* radio show that was heard weekly over the CBS Radio Network. In addition, Autry's popularity was apparent during his personal appearance tours. The first performer to sell out Madison Square Garden, his concert and rodeo appearances throughout the United States and Europe are legendary and served as a model for other performers. Autry did two shows a day, seven days a week, for 65 to 85 days at a stretch.


Entertainer Gene Autry joined the Army Air Corps in 1942 and became Sgt. Gene Autry. During the war, he ferried fuel, ammunition and arms in the China-India-Burma theater of war and flew over the Himalayas, the hazardous air route known as "The Hump." When the war ended Autry was reassigned to Special Services, where he toured with a USO troupe in the South Pacific before resuming his movie career in 1946.

Autry's long-cherished dream came true with the opening of the Gene Autry Western Heritage Museum in November 1988, since acclaimed as one of the finest museums in the West. In January 2004 the museum merged with the Southwest Museum and the Autry National Center was created, consisting of three entities: the Southwest Museum of the American Indian, the Museum of the American West, and the Institute for the Study of the American West. Today thousands of visitors, children and adults alike, learn the fascinating history of America's West through world-class collections of art and artifacts.

Autry is the only entertainer to have all five stars on the Hollywood Walk of Fame, one each for Radio, Recording, Motion Pictures, Television, and Live Theatre/performance. He was a 33rd Degree Mason and Honorary Inspector General and was given the prestigious award of the Grand Cross of the Court of Honor. Among the many hundreds of honors and awards Autry received were induction into the Country Music Hall of Fame; the American Academy of Achievement Award; the Los Angeles Area Governor's Emmy from The Academy of Television Arts & Sciences; and the Board of Directors Lifetime Achievement Award from the International Achievement in Arts Foundation. Gene Autry was also inducted into the Nashville Songwriters Hall of Fame, The National Cowboy Hall of Fame, the National Association of Broadcasters Hall of Fame, and he received The Songwriters Guild Life Achievement Award. He was also honored by his songwriting peers with a lifetime achievement award from ASCAP.

Perhaps his greatest honor was the retirement of uniform No. 26, symbolic of the 26th player on the Angels roster, a gesture initiated by members of the 1982 team.

Bobby Grich, who retired following the American League Championship Series against Boston in 1986, was inducted Feb. 3, 1988. He is one of only two Angels





(Brian Downing) to participate in each of the Club's first three Western Division titles.


Grich officially became an Angel Nov. 24, 1976. The native of Muskegon, MI concluded his Angels career with a .269 average in 1,222 games including 154 home runs and 557 RBI. During his career, Grich compiled the following overall numbers: .266 average, 2,008 games, 6,890 at-bats, 1,033 runs, 1,833 hits, 224 home runs and 864 RBI.

One of California's most popular players, Grich became only the second player in Club history to play 1,000 games-or-more (1,098) at one position, joining Fregosi who totaled 1,367 appearances at shortstop. Grich's .997 fielding percentage in 1985 established a Major League record for second basemen.

On the date of his induction, Grich ranked among the top three on several Angels all-time lists, including games (3rd), at-bats (3rd, 4,100), runs (3rd, 601), home runs (2nd), runs batted in (2nd), extra-base hits (3rd, 357), hits (3rd, 1,103), doubles (3rd, 183) and total bases (3rd, 1,788).

In 1981, Grich recorded a career-high .304 average and tied Dwight Evans, Tony Armas and Eddie Murray in the A.L. home run race (22 each). He became the first second baseman to lead the league in home runs since Nap Lajoie of Philadelphia totaled 14 in 1901. He also became the first A.L. second baseman to lead in slugging since George Stirnweis with the Yankees in 1945 (.476).

In 1980, Grich was co-winner of the Owner's Trophy, symbolic of the club's Most Valuable Player as selected by the players.



Jim Fregosi, a six-time Angels All-Star, was inducted May 17, 1989. He appeared with the Halos from 1961-71 as a player and then managed the Club from June 1, 1978 through May 28, 1981. Fregosi guided the Angels to an 87-75 finish in 1978 and a second place tie prior to the memorable 1979 season when the Club captured their first-ever Western Division title. For his efforts, Fregosi was runner-up in balloting by the Associated Press for A.L. Manager of the Year. He finished with a 237-248 record managing the Angels.

As a player, Fregosi's career spanned 18 seasons during which he registered a .265 lifetime average. He was originally acquired by the Angels Dec. 14, 1960 in the expansion draft from the Boston Red Sox.

Fregosi was voted the winner of the Angels Owner's Trophy three times and was a Gold Glove® recipient in 1967.


At the time of his induction, Fregosi led on the Angels all-time lists in the following categories: games (1,429), at-bats (5,244), hits (1,408) and triples (70). In addition, he ranked second in runs (691), doubles (219), extra-base hits (404) and total bases (2,112).


Don Baylor, the first Angel to win the American League Most Valuable Player Award in 1979, was inducted on May 26, 1990. He appeared with the Angels from 1977-82. He was a member of the Angels first two Western Division Championships in 1979 and 1982. During his MVP season, Baylor compiled a .296 average with 36 home runs and a league-leading 139 RBI. He also led the league in games played (162) and runs scored (120). His marks in games played, runs scored, RBI and total bases set Club single-season records. In the 1982 American League Championship Series, he hit .294 with a grand slam and series-high 10 RBI.

Baylor's career spanned 19 Major League seasons during which he registered a .260 average and 338 home runs. He was originally acquired by the Angels Nov. 16, 1976 as a free agent. With the Halos, he averaged 23 home runs and 87 RBI, while batting .262 in six seasons.

Baylor was voted the winner of the Owner's Trophy twice (1978 & 1979) and earned All-Star recognition as an outfielder in 1979.

Upon his induction, Baylor ranked on Angels all-time list in the following categories: third in home runs (141), fourth in at-bats (3,105), runs (481), RBI (523) and total bases (1,390). In addition, he also ranked fifth in extra base hits (288), hits (813), doubles (140, tied with Carew) and stolen bases (89).





Rod Carew was the 16th player in Major League history to collect 3,000 hits (Aug. 4, 1985 vs. Minnesota). He was inducted into the Angels Hall of Fame, Aug. 6, 1991 and the Baseball Hall of Fame in Cooperstown, NY, July 21, 1991.

Carew appeared with the Angels from 1979-85 and was a key member of the Club's first two Western Division titles in 1979 and 1982. His finest came in 1983, when he established a then club record for batting average at .339.

Carew's career spanned 19 Major League seasons, the first 12 with Minnesota. He won seven batting titles (1969, 1972-75, 1977-78) and the American League Most Valuable Player Award in 1977 when he hit .388 with 239 hits and 128 runs scored.

Carew was named "Rookie of the Year" by the BBWAA in 1967 and selected to the A.L. All-Star team 18 times (1967-84). He became the first Angel to start in five Midsummer Classics.

Originally acquired by the Angels from Minnesota, Feb. 3, 1979, Carew ranked 38th on

baseball's all-time lists in average (.328), tied for 35th in games (2,469), 31st in at-bats (9,315), 13th in hits (3,053) and sixth in singles (2,404) at the time of his induction. On the Angels' All-Time lists, he still ranks second in career average (.314).

Nolan Ryan, who became the 20th pitcher in Major League history to win 300 games (July 31, 1990 at Milwaukee) and owns a Major League record seven no-hitters and 5,714 strikeouts, was inducted and had his uniform No. 30 retired, June 16, 1992.

Ryan appeared with the Angels from 1972-79, compiling a 138-121 record and 3.06 ERA in 291 games. Ryan tossed four of his no-hitters with the Halos and holds or shares several Club records, including complete games (156), shutouts (40) and strikeouts (2,416). In 1977, he was selected "A.L. Pitcher of the Year" by *The Sporting News* and named to its All-Star team. In 1973, Ryan established a Major League record for strikeouts in a single season with 383. He was originally acquired by the Angels from the


New York Mets, Dec. 10, 1971, along with pitcher Don Rose, outfielder Leroy Stanton and catcher Francisco Estrada in exchange for Jim Fregosi.

Ryan's career spanned 27 seasons, the most in Major League history. He began his career with the New York Mets, posting a 29-38 record and 3.58 ERA in 105 games (74 starts) from 1966-71. Following eight seasons with the Halos, he appeared with the Houston Astros from 1980-88, compiling a 106-94 mark and 3.13 ERA in 282 starts. He joined the Texas Rangers in 1989 and finished 51-39 with a 3.43 ERA in five seasons.


Ryan was named to eight All-Star teams (five with Angels) and appeared in five games, including as starting pitcher for the American League in 1979 in Seattle. He pitched two scoreless relief innings to win the 1989 game in Anaheim, becoming the oldest pitcher to win an All-Star Game. Ryan was inducted into the Baseball Hall of Fame, July 25, 1999.

Jimmie Reese, whose 23 years in an Angels uniform is second longest in Club history (Bobby Knoop - 24), was inducted on Aug. 2, 1995.

A former roommate of Babe Ruth, Reese began his career as a batboy for the Los Angeles Angels of the Pacific Coast League in 1917. He broke into baseball seven years later as a second baseman for the minor league Oakland Oaks.



Did You Know? Nolan Ryan appeared in 291 career games with the Angels. Of those 291 games, 156 (54%) were complete game efforts.





Reese played one more year in the majors (1932 with St. Louis) before returning to the Pacific Coast League in 1933. In three Major League seasons, he hit .278, including a .345 mark in a reserve role for the Yankees in 1930.

Reese played 12 seasons in the PCL (Oakland, 1924-29; Los Angeles, 1933-36 and San Diego, 1937-38) and was honored as all-time second baseman of the league. He set a career fielding record for total chances with 9,890 and led the PCL in fielding three times (1927, 1929 & 1934).

On Mar. 30, 1972, Reese joined the Angels coaching staff. During his 23 years, he built a reputation for being the most prolific fungo hitter in baseball. In 1989, Reese was selected by the late Commissioner Bart Giamatti to throw out the ceremonial first pitch for the 60th All-Star Game at Anaheim Stadium. In 1992, he was named honorary captain of the American League All-Stars at the contest in San Diego. Jimmie Reese passed away on July 13, 1994 at the age of 92.


Brian Downing, who served 13 years in an Angel uniform, left the club as the all-time leader in almost every major offensive category. He is one of only two Angels (Bobby Grich being the other) to participate in each of the club's first three Western Division titles. He was inducted into the Angels Hall of Fame on Aug. 27, 2009.

Downing was originally acquired by California, Dec. 5, 1977, along with Dave Frost and Chris Knapp from the White Sox in exchange for Bobby Bonds, Thad Bosley and Richard Dotson. The Anaheim, CA native helped lead the Angels to their first Western Division title in 1979 batting a career-high .326 with 12 home runs and 75 RBI. His stellar performance earned him an All-Star selection.

During his 20-year career, Downing registered a .267 average in 2,344 games with 2,099 hits, 1,188 runs, 275 home runs and 1,073 RBI.

After 13 seasons, Downing topped many Angels' all-time lists with 1,661 games, 5,854 at-bats, 889 runs, 1,588 hits, 2,580 total bases, 282 doubles, 222 home runs, 846 runs batted in and 866 walks.

In 1984, Downing was co-winner of the Owner's Trophy, symbolic of the Club's Most Valuable Player as voted by the players.



Chuck Finley, the Angels' all-time leader in wins with 165, was inducted into the Club's Hall of Fame on Aug. 27, 2009.

The four-time All-Star was originally drafted by the Halos in the first round (fourth overall pick) in the 1985 draft. He saw his first big league action the following season, joining the club for their memorable 1986 Western Division title run.

The West Monroe, LA native's career spanned 17 seasons in which he compiled a 200-173 record and a 3.85 ERA in 524 games.

On the date of his induction, he topped the Angels all-time list with 165 wins, 379 starts and 2,675 innings pitched while finishing second behind Nolan Ryan with 2,151 strikeouts and fourth with 57 complete games.

In a dominating three-year period from 1989-91, Finley posted a 52-27 record with a 2.93 ERA in 95 starts. In 1990, he enjoyed a career-year in which he took home the Owner's Trophy, going 18-9 with a 2.40 ERA, the third-lowest single season ERA in club history.


When he retired in 2002, Finley was one of only 25 pitchers in Major League history to record over 2,500 strikeouts.

Bobby Knoop, one of the original Angel stars during the team's first decade of existence, was inducted on Sept. 5, 2013. The infielder was a four-time recipient of the Owner's Trophy (1964-66 & 1968), presented annually to the Club's MVP. He is one of just three Halos to win the award at least four times (Garret Anderson & Mike Trout).

The second baseman played six seasons with the Halos (1964-69) and combined with Jim Fregosi to form one of the most formidable double-play tandems in all of MLB. The duo claimed Rawlings Gold Gloves® in 1967, the second of three such honors for Knoop.

Knoop's best offensive season came in 1966 when he posted career-highs in home runs (17), RBI (72) runs (54) and triples (11). His 11 triples led the A.L. and he was named as an All-Star Game starter that season.

Originally signed by the Milwaukee Braves as an amateur free agent before the 1956 season, he was a Rule 5 Draft pick by the Angels from the Braves on Dec. 2, 1963. In his first season with the Angels in 1964, he played in all 162 games.




Dean Chance, one of the initial aces in team history, was inducted into the Angels Hall of Fame in 2015. Sadly, Chance passed away on Oct. 11, 2015 - just a few months after his induction.

In 1964, he became the Halos' first 20-game winner and Cy Young Award® recipient. At the time, he was the youngest recipient of the hardware.

During the 1964 campaign, Chance led the A.L. in wins (20), ERA (1.65) & innings pitched (278.1) while tossing 11 shutouts, including six by a 1-0 score. He also notched 207 punchouts, and allowed just a 1.01 WHIP. His 1.65 ERA stands as the Halos' single-season record by a starting pitcher.

Additionally in 1964, Chance threw four complete games (3 SHO) against the New York Yankees. Not only did Chance post a 4-0 mark vs. Yankees, he allowed just one run in 50 IP (0.18 ERA), a home run to Mickey Mantle. The feat easily ranks among the top dominant season pitching performances over one team in baseball history.

Over the course of six years with the Club, Chance posted a 74-66 record, 2.86 ERA (1131 IP – 360 ER) and 857 strikeouts. His career ERA remains the best all-time in Club history.




Mike Witt, a decade-long (1981-90) Angels mainstay and local product (Servite HS) stands tall as one of the most dominant pitchers in Club history.

At time of his Angels Hall of Fame induction (2015), the two-time All-Star ranked fourth on the Club's all-time list in wins (109), starts (272) & strikeouts (1,283) and third in complete games (70) & innings pitched (1,965.1).

During his tenure, Witt was a member of two Western Division Champion teams (1982 & 1986). In 1986, he shouldered the Angels to the American League Championship Series with the best season of his career, posting a record of 18-10 with a 2.84 ERA.

Witt's most impressive accomplishment came on the last game of the 1984 season (Sept. 30 at Texas) when he became one of only 13 pitchers in history to throw a perfect game, striking out 10 en route to a 1-0 victory.

Tim Salmon, affectionately tabbed as "Mr. Angel" and "The Kingfish," spent his entire 15-year career in a Halo uniform. In 2002, he helped guide the Angels to their first World Championship. Salmon finished with a .282 career average and was inducted into



the Club's Hall of Fame in 2015 as the career leader in home runs (299) & walks (970). He ranked second in team history in games (1,672), at-bats (5,934), runs (986), hits (1,674), extra base hits (662) and RBI (1,016).

Salmon, originally selected in the third round of the 1989 MLB draft, made his Major League debut in 1992. That season, he was named by *Baseball America* as the Minor League Player of the Year. The following campaign, the slugger earned the nod as the A.L. Rookie of the Year batting .283 with an Angels' rookie-record 31 home runs and 95 RBI. Salmon's best season came in 1995 when he posted a slash line of .330/.429/.524 and captured a Silver Slugger Award®. From 1993 to 2000, he had just two OPS lines below .900 and never finished under .860 in that span.

The Kingfish was an integral part of the Halos' World Series crown in 2002, guiding the Club to the playoffs for the first time since 1986. Salmon hit two key home runs in Game 2 of the Fall Classic against San Francisco and batted .346 with a 1.067 OPS in the Series overall. That season, he was also tabbed as *The Sporting News* Comeback Player of the Year as he posted a .286 clip with 48 extra-base hits and 88 RBI.

Salmon played his final game on Oct. 1, 2006, against the Oakland Athletics and exited to a standing ovation from the Halo faithful.





The 2002 World Champion Angels were inducted into the Angels Hall of Fame on Aug. 18, 2012.

En route to capturing the franchise's first World Series title, the 2002 Angels finished with a 99-63 record during the regular season to claim the American League Wild Card and advance to the postseason for the first time since 1986. The Angels sat at 6-14 after 20 games (worst start in club history) but finished the season going 93-49 (.650) over their last 142 games. 43 of the 99 wins came in comeback fashion. The Club finished first in the A.L. with a franchise record .282 average and second with a 3.69 ERA. The Halos also ranked first in the junior circuit with a 2.98 relief ERA.

The offense was paced by team MVP Garret Anderson (.306, 56 2B, 29 HR, 123 RBI), A.L. Comeback Player of the Year Tim Salmon (.286, 22 HR, 88 RBI), Troy Glaus (30 HR, 111 RBI), Darin Erstad (.283, 99 runs, 23 SB) and leadoff man David Eckstein (.293, 107 runs, 21 SB).



On the mound, the starting staff featured Jarrod Washburn (18 wins), Kevin Appier (14 wins), Ramon Ortiz (15 wins) and rookie John Lackey (9 wins). The bullpen was guided by the likes of Troy Percival (40 saves), Brendan Donnelly (2.17 ERA), Ben Weber (2.54 ERA) and late season call-up Francisco Rodriguez. The pitching staff was guided by Gold Glove® catcher Bengie Molina.

In their first post season appearance in 16 years, the Angels defeated the New York Yankees in the Division Series (three games to one) to claim the first playoff series victory in club history. In the League Championship Series, the Halos defeated the Minnesota Twins (four games to one) to claim their first ever A.L. Pennant and earn a spot in the Fall Classic. Second baseman Adam Kennedy was named Most Valuable Player of the series, the second Angel to be named ALCS MVP (also Fred Lynn in 1982 ALCS). Kennedy became the third player in MLB history to hit three home runs in an LCS contest in Game 5.

The All-California World Series matched the Angels with the San Francisco Giants in the 99th edition of the Fall Classic. After the Giants took a 3-2 series lead, the stage was set for one of the more remarkable comebacks in playoff history. In Game 6, the Halos trailed 5-0 with seven outs left in their season until Spiezio's three-run home run brought the Club back into the game. An inning later, the Halos rallied for three more runs, keyed by Glaus' two-run double. The Angels' 6-5 comeback win was the biggest ever by a team facing series elimination.

42 years of waiting for a World Series crown came to a climactic close for Angels' fans on Sunday, Oct. 27, 2002. The Game 7 win was highlighted by Anderson's clutch bases clearing, three-run double in the third inning. Lackey received the win, becoming just the second rookie pitcher to win Game 7 of the World Series. Glaus was named MVP of the 2002 Fall Classic after hitting .385 (10/26) with seven runs, three doubles, three home runs and eight RBI.

The 2002 Angels' season was not ultimately defined by specific numbers or stats, but rather a group of individuals that comprised the true definition of a team.



2002 ANGELS ROSTER

Anderson, Garret (of)	Fasano, Sal (c)	Molina, Jose (c)	Schoeneweis, Scott (lhp)	Manager - Mike Scioscia
Appier, Kevin (rhp)	Figgins, Chone (inf)	Nieves, Jose (inf)	Sele, Aaron (rhp)	Coaches - Joe Maddon
Bellinger, Clay (inf)	Fullmer, Brad (inf)	Ochoa, Alex (of)	Shields, Scot (rhp)	(Bench), Bud Black
Callaway, Mickey (rhp)	Gil, Benji (inf)	Ortiz, Ramon (rhp)	Spiezio, Scott (inf)	(Pitching), Mickey
Cook, Dennis (lhp)	Glaus, Troy (inf)	Palmeiro, Orlando (of)	Wall, Donne (rhp)	Hatcher (Hitting), Ron
DaVanon, Jeff (of)	Kennedy, Adam (inf)	Percival, Troy (rhp)	Washburn, Jarrod (lhp)	Roenicke (Third Base),
Donnelly, Brendan (rhp)	Lackey, John (rhp)	Pote, Lou (rhp)	Weber, Ben (rhp)	Alfredo Griffin (First
Eckstein, David (inf)	Levine, Al (rhp)	Ramirez, Julio (of)	Wise, Matt (rhp)	Base), Bobby Ramos
Erstad, Darin (of)	Lukasiewicz, Mark (rhp)	Rodriguez, Francisco (rhp)	Wooten, Shawn (inf)	(Bullpen) and Orlando
Fabregas, Jorge (c)	Molina, Bengie (c)	Salmon, Tim (of)		Mercado (Bullpen)

* Players that appeared in at least one game with the club

Garret Anderson, one of the most productive offensive players in franchise history, spent 15 of his 17 professional seasons playing for the Angels. He was inducted into the Club's Hall of Fame on Aug. 20, 2016.

A two-time Silver Slugger recipient, three-time All-Star and four-time Angels Team MVP, Anderson remains atop the franchise all-time list in several key offensive categories including games (2,013), at-bats (7,989), runs (1,024), hits (2,368), total bases (3,743), extra-base hits (796), doubles (489) and RBI (1,292). He also ranks second in home runs with 272, trailing only fellow Angels Hall of Famer, Tim Salmon (299).

Following his selection in the fourth round of the 1990 June draft out of Kennedy High School in Granada Hills, CA, Anderson made his Major League debut July 27, 1994 vs. Oakland at the age of 22. He would go on to hit .321 with 19 doubles, 16 home runs and 69 RBI that season and finish second in the American League Rookie of the Year voting.

A key piece in the Club's 2002 title run, Angels' fans will long remember his bases-clearing, three-run double in Game Seven of the 2002 World Series. Anderson completed the 2002 postseason batting a combined .300 with four doubles, two home runs and 13 RBI.

After finishing fourth in A.L. MVP voting in 2002, he returned a year later with another solid All-Star season. During the All-Star game in Chicago, he became the first player since Cal Ripken, Jr. in 1991 to become both the Home Run Derby Champion and MVP of the All-Star Game.



Vladimir Guerrero became the 15th individual inducted into the Angels Hall of Fame on Aug. 26, 2017. No player in Club history had more of an immediate impact than 'Vladdy' in his initial campaign with the Angels in 2004. In that season, Guerrero captured American League MVP honors as he lifted the Halos to their first A.L. West crown since 1986. Vlad became just the second player in Angels' history to garner MVP honors, joining Don Baylor in 1979.

During the 2014 season, Guerrero tied a Club record and led the A.L. with 366 total bases while also pacing the junior circuit with 124 runs. His .337 average remains the highest single-season mark by a right-hander in team annals.

Most impressive during the 2014 campaign were Guerrero's numbers down the stretch. He was named A.L. Player of the Month for September batting .371 with 24 runs, 17 extra-base hits (10 HR) and 23 RBI.

Guerrero remains among the Angels' all-time leaders in several key offensive categories including average (1st, .319), runs (10th, 544), hits (10th, 1,034), total bases (7th, 1,767), extra-base hits (7th, 377), doubles (8th, 194), home runs (6th, 173), RBI (6th, 616), on-base percentage (4th, .381) and slugging percentage (2nd, .526). Guerrero was inducted into the Baseball Hall of Fame, July 29, 2018.



MAJOR LEAGUE BASEBALL





NATIONAL BASEBALL HALL OF FAME AND MUSEUM

25 Main Street, Cooperstown, New York 13326

Phone: (607) 547-7200

Public Relations: (607) 547-0215

E-mail address: info@baseballhall.org

Website: baseballhall.org

Summer Hours: Memorial Day Weekend - Labor Day Weekend: 9 a.m. to 9 p.m.

Regular Hours: 9 a.m. to 5 p.m.

Holiday Closings: Thanksgiving Day, Christmas Day, and New Year's Day.

DIRECTORY: Jane Forbes Clark (Chairman), Josh Rawitch (President), Jeff Jones (Senior Vice President of Finance and Administration), Sean Gahagan (Vice President, Retail Merchandising & Licensing), Erik Strohl (Vice President, Exhibitions and Collections), Ken Meifert (Vice President, Sponsorship & Development)
PR CONTACTS: Jon Shestakofsky (Vice President, Communications & Education) and Craig Muder (Comm. Director)

HALL OF FAME INDUCTION 2022: Sunday, July 24

Class of 2022: Bud Fowler, Gil Hodges, Jim Kaat, Minnie Miñoso, Tony Oliva, Buck O'Neil, David Ortiz

ANGELS IN THE HALL OF FAME

Fourteen members of the National Baseball Hall of Fame have worn an Angels uniform, including 2019 electee Lee Smith. The other 13 are Bert Blyleven, Rod Carew, Vladimir Guerrero, Rickey Henderson, Whitey Herzog, Reggie Jackson, Eddie Murray, Frank Robinson, Nolan Ryan, Don Sutton, Hoyt Wilhelm, Dick Williams and Dave Winfield. For more information on Los Angeles/California/Anaheim/Los Angeles Angels of Anaheim in the Hall of Fame, visit the "Hall of Famers" team pages at www.baseballhall.org.

NOTABLE ANGELS ARTIFACTS IN COOPERSTOWN

- Bat used by Shohei Ohtani on April 4, 2021, when he started the game on the mound and hit the first pitch he saw as a batter for a home run.
- The caps worn by Taylor Cole and Felix Peña during their combined no-hitter on July 12, 2019.
- Cap worn by 2018 American League Rookie of the Year Shohei Ohtani in his big league pitching debut on April 1, 2018.
- Jersey worn by Albert Pujols on June 3, 2017, when he hit his 600th home run.
- Bat used by Mike Trout in the 2015 All-Star Game, in which he hit a HR and became the first player in history to win the game's MVP Award in back-to-back years.
- Cap worn by Mike Trout when he won the 2014 All-Star Game MVP Award.
- Spikes worn by Albert Pujols when he hit his 500th home run on April 22, 2014.
- Spikes worn by Mike Trout when he became the youngest AL player to hit for the cycle on May 21, 2013.
- Cap and spikes worn by Mike Trout during his 2012 American League Rookie of the Year season.
- Jersey worn by Ervin Santana during his no-hitter on July 27, 2011 ball from the game and jersey worn by his catcher that day, Bobby Wilson.
- Balls from Francisco Rodríguez's 50th, 57th and record 58th save along with a jersey which set the new single season saves mark, on Sept. 13, 2008.
- Cap worn by John Lackey to win Game 7 of the 2002 Series.
- Bat used by Adam Kennedy to hit three home runs in the clinching Game 5 of the 2002 ALCS.
- Entire uniform worn by Rod Carew on Aug. 4, 1985, when he achieved his 3,000th career hit.



Cap worn by 2018 Rookie of the Year Shohei Ohtani on April 1, 2018.

A LOOK AHEAD TO 2023

Ballots for the 2023 Hall of Fame/BBWAA election will be distributed following the 2022 season with results from the voting scheduled to be announced in January 2023. A partial list of first-year candidates for election includes Carlos Beltrán, John Lackey, Francisco Rodríguez and Jayson Werth. Historical information on past BBWAA elections and the election process can be accessed at www.baseballhall.org or by contacting the Hall of Fame Communications department.

CONNECT TO COOPERSTOWN

- For up-to-the-minute news from Cooperstown, visit at www.baseballhall.org. Stay up-to-date on all the activity at the Hall of Fame's official site, on Twitter @baseballhall and through social networking on Facebook, Instagram and YouTube.
- If you would like to receive interesting stories and timely news items direct from the Hall of Fame and get the inside track on the latest happenings in Cooperstown, sign up for *Inside Pitch*. There's no cost to receive our weekly electronic newsletter in your e-mail box at home or work and it's easy to enroll: Just log on to www.baseballhall.org/media/museum-facts.
- If you have an interest in receiving *Around The Horn*, the Hall's monthly media newsletter, please send an e-mail to info@baseballhall.org. Be sure to include your name, name of organization and e-mail address. Or visit www.baseballhall.org/media-info.

RESEARCH ASSISTANCE

The Hall of Fame is pleased to provide assistance in baseball research and members of the media are encouraged to utilize this valuable baseball resource whenever necessary by calling the Public Relations department at (607) 547-0215, or the Library Reference desk at (607) 547-0330.

MLB BALTIMORE ORIOLES



BALTIMORE ORIOLES
 Oriole Park at Camden Yards
 333 West Camden Street
 Baltimore, MD 21201
 (410) 685-9800
 Seating Capacity: 45,474
 2021 Record:
 52-110 - 5th in A.L. East

Field Manager Brandon Hyde
 Named: . . . Dec. 14, 2018 replacing Buck Showalter
 Home Clubhouse Manager Fred Tyler
 Visiting Clubhouse Manager Andrew Guinart



CLUB DIRECTORY

Chairman & CEO John Angelos
 Executive Vice President & General Manager Mike Elias
 SVP, Community Development & Communications . . . Jennifer Grondahl
 Director, Public Relations Katie Krause
 Manager, Team Travel Spenser Clark

ALL-TIME SERIES RESULTS

(Angels Listed First)

Year	Home	Road	Totals	Year	Home	Road	Totals	Year	Home	Road	Totals	Year	Home	Road	Totals
1961	4-6	6-2	10-8	1977	5-0	1-5	6-5	1993	3-3	2-4	5-7	2009	3-1	5-1	8-2
1962	7-2	3-6	10-8	1978	3-2	3-2	6-4	1994	1-5	3-3	4-8	2010	0-3	0-3	0-6
1963	6-3	3-6	9-9	1979	2-4	1-5	3-9	1995	2-5	2-4	4-9	2011	3-0	3-3	6-3
1964	4-5	3-6	7-11	1980	0-6	2-4	2-10	1996	3-3	3-3	6-6	2012	5-2	2-0	7-2
1965	3-5	2-8	5-13	1981	3-3	3-3	6-6	1997	3-2	1-5	4-7	2013	1-3	1-2	2-5
1966	3-6	3-6	6-12	1982	2-4	3-3	5-7	1998	3-3	2-3	5-6	2014	1-2	1-2	2-4
1967	7-4	4-2	11-6	1983	3-3	2-4	5-7	1999	1-5	2-4	3-9	2015	2-1	2-1	4-2
1968	4-5	4-5	8-10	1984	3-3	1-5	4-8	2000	3-3	4-2	7-5	2016	1-2	1-2	2-4
1969	3-3	3-3	6-6	1985	3-3	2-4	5-7	2001	1-2	3-3	4-5	2017	2-1	2-1	4-2
1970	3-3	2-4	5-7	1986	4-2	2-4	6-6	2002	4-2	3-0	7-2	2018	3-0	2-1	5-1
1971	3-3	2-4	5-7	1987	1-5	2-4	3-9	2003	1-2	0-6	1-8	2019	1-3	2-1	3-4
1972	4-2	2-4	6-6	1988	4-2	3-3	7-5	2004	4-2	2-1	6-3	2020	0-0	0-0	0-0
1973	3-3	3-3	6-6	1989	4-2	2-4	6-6	2005	2-1	2-1	4-2	2021	3-0	1-2	4-2
1974	3-3	2-4	5-7	1990	3-3	2-4	5-7	2006	5-1	1-3	6-4	TOTALS 174-170 140-194 314-364			
1975	2-4	4-2	6-6	1991	3-3	3-3	6-6	2007	3-1	4-2	7-3				
1976	2-4	2-4	6-6	1992	2-4	2-4	4-8	2008	4-2	2-1	6-3				

WON-LOST RECORDS AT STADIUMS

Wrigley Field	4-6	.400	Memorial Stadium	80-126	.388
Dodger Stadium	20-15	.571	Camden Yards	60-68	.469
Anaheim Stadium	94-107	.468			
Angel Stadium	56-42	.571			

Most Runs, Game
 By Angels — 18 (18-6, Sept. 12, 2007 at Camden Yards)
 By Baltimore — 17 (17-3, Aug. 26, 1985 at Anaheim Stadium)

Widest Margin Victory
 By Angels — 13 Runs (13-0, Aug. 25, 1996 at Camden Yards)
 By Baltimore — 14 Runs (17-3, Aug. 26, 1985 at Anaheim Stadium)

Longest Winning Streak
 By Angels — 7 (Aug. 30, 2002 - May 20, 2003)
 By Baltimore — 12 (July 19, 1979★ - Aug. 28, 1980)
 ★Second game of two-night doubleheader

Attendance High
 At Angel Stadium: 44,027, Aug. 5, 2008
 At Anaheim Stadium: 63,073, Apr. 23, 1983
 At Camden Yards: 48,544, July 24, 1999





BOSTON RED SOX

Fenway Park
4 Jersey Street
Boston, MA 02215
(617) 226-6000
Seating Capacity: 37,755
2021 Record:
92-70 – T2nd in A.L. East

Field Manager..... Alex Cora
Named:Nov. 6, 2020, replacing Ron Roenicke
Clubhouse Manager Tom McLaughlin
Visiting Clubhouse Manager Pookie Jackson



CLUB DIRECTORY

Chairman Tom Werner
President & CEO Sam Kennedy
Chief Baseball Officer..... Chaim Bloom
General Manager Brian O'Halloran
Senior VP, Corporate Comm./Chief Communications Officer . . . Zineb Curran
Directors, Baseball Comm. & Media Relations Abby Murphy/Justin Long
Director, Team Travel Mark Cacciatore

ALL-TIME SERIES RESULTS

(Angels Listed First)

Year	Home	Road	Totals	Year	Home	Road	Totals	Year	Home	Road	Totals	Year	Home	Road	Totals
1961	5-4	2-7-1	7-11-1	1977	1-4	2-3	3-7	1993	5-1	0-6	5-7	2009	4-2	1-2	5-4
1962	4-5	8-1	12-6	1978	2-4	0-5	2-9	1994	3-3	2-4	5-7	2010	0-3	1-6	1-9
1963	5-4	3-5	8-9	1979	4-2	3-3	7-5	1995	1-6	2-5	3-11	2011	2-2	0-4	2-6
1964	7-2	2-7	9-9	1980	0-6	3-3	3-9	1996	2-4	2-4	4-8	2012	3-0	3-0	6-0
1965	8-1	5-4	13-5	1981	3-0	1-2	4-2	1997	3-2	3-3	6-5	2013	2-1	1-2	3-3
1966	5-4	4-5	9-9	1982	2-4	3-3	5-7	1998	3-3	3-2	6-5	2014	1-2	4-0	5-2
1967	7-2	1-8	8-10	1983	2-4	4-2	6-6	1999	1-3	0-6	1-9	2015	4-0	1-2	5-2
1968	5-4	4-5	9-9	1984	1-5	2-4	3-9	2000	4-2	1-2	5-4	2016	2-2	1-2	3-4
1969	2-4	2-4	4-8	1985	5-1	2-4	7-5	2001	1-3	3-0	4-3	2017	2-1	2-1	4-2
1970	4-2	3-3	7-5	1986	4-2	3-3	7-5	2002	1-2	2-2	3-4	2018	0-3	0-3	0-6
1971	3-3	3-3	6-6	1987	5-1	3-3	8-4	2003	1-2	2-4	3-6	2019	1-2	2-2	3-4
1972	3-3	1-5	4-8	1988	2-4	2-4	4-8	2004	4-2	0-3	4-5	2020	0-0	0-0	0-0
1973	3-3	2-4	5-7	1989	5-1	3-3	8-4	2005	2-2	2-4	4-6	2021	2-1	1-2	3-3
1974	3-3	5-1	8-4	1990	2-4	3-3	5-7	2006	1-2	2-1	3-3	TOTALS	173-156	139-197-1	312-353-1
1975	3-3	3-3	6-6	1991	6-0	2-4	8-4	2007	2-1	2-5	4-6				
1976	3-3	2-4	5-7	1992	1-5	3-3	4-8	2008	3-0	5-1	8-1				

WON-LOST RECORDS AT STADIUMS

Wrigley Field	5-4	.556	Fenway Park	139-197-1	.414
Dodger Stadium	24-12	.667			
Anaheim Stadium	100-97	.508			
Angel Stadium	44-43	.506			

Most Runs, Game By Angels — 21 (21-2, July 2, 2016 at Fenway Park)
By Boston — 17, twice (17-8, May 3, 2010 at Fenway Park & 17-6, May 15, 1996 at Fenway Park)

Widest Margin Victory By Angels — 19 Runs (21-2, July 2, 2016 at Fenway Park)
By Boston — 12 Runs (16-4, July 21, 1984 at Anaheim Stadium)

Longest Winning Streak By Angels — 9, twice (Apr. 23, 2008-Apr. 10, 2009 & May 4, 2011-June 8, 2013)
By Boston — 10 (July 19, 1993-July 4, 1994)

Attendance High At Angel Stadium: 44,822, Apr. 17, 2018
At Anaheim Stadium: 64,223, Oct. 11 & 12, 1986 (ALCS games 4 & 5)
At Fenway Park: 40,025, Apr. 23, 2011






CHICAGO WHITE SOX

Guaranteed Rate Field
333 W. 35th Street
Chicago, IL 60616
(312) 674-1000

Seating Capacity: 40,615
2021 Record:
93-69 – 1st in A.L. Central

Field Manager Tony La Russa
Named: Oct. 29, 2020 replacing Rick Renteria
Clubhouse Manager Rob Warren
Visiting Clubhouse Manager Jason Gilliam



CLUB DIRECTORY

Chairman Jerry Reinsdorf
Senior Executive Vice President Howard Pizer
Executive Vice President Ken Williams
Senior Vice President/General Manager Rick Hahn
Senior Vice President, Communications Scott Reifert
Director, Team Travel Ed Cassin

ALL-TIME SERIES RESULTS

(Angels Listed First)

Year	Home	Road	Totals	Year	Home	Road	Totals	Year	Home	Road	Totals	Year	Home	Road	Totals
1961	3-3	2-7	8-10	1977	5-3	3-4	8-7	1993	3-4	4-2	7-6	2009	3-3	1-2	4-5
1962	3-6	5-4	8-10	1978	5-2	3-5	8-7	1994	2-4	3-1	5-5	2010	0-3	2-4	2-7
1963	4-5	4-5	8-10	1979	6-1	3-3	9-4	1995	5-1	5-1	10-2	2011	3-2	3-0	6-2
1964	4-5	4-5	8-10	1980	0-6	3-4	3-10	1996	5-1	1-5	6-6	2012	4-1	1-2	5-3
1965	6-3	0-9	6-12	1981	3-4	3-3	6-7	1997	5-1	1-4	6-5	2013	2-2	2-1	4-3
1966	3-6	5-4	8-10	1982	3-3	5-2	8-5	1998	3-3	2-3	5-6	2014	3-0	2-1	5-1
1967	5-4	2-7	7-11	1983	2-5	1-5	3-10	1999	4-2	1-3	5-5	2015	3-1	0-3	3-4
1968	2-7	6-3	8-10	1984	5-1	3-4	8-5	2000	2-2	2-4	4-6	2016	3-0	2-2	5-2
1969	5-4	4-5	9-9	1985	3-4	5-1	8-5	2001	5-1	1-2	6-3	2017	3-0	1-3	4-3
1970	7-2	5-4	12-6	1986	3-3	4-3	7-6	2002	3-0	3-3	6-3	2018	2-2	3-0	5-2
1971	3-6	5-4	8-10	1987	5-2	3-3	8-5	2003	3-1	0-3	3-4	2019	3-1	2-1	5-2
1972	5-4	2-7	7-11	1988	4-2	5-2	9-4	2004	2-1	3-3	5-4	2020	0-0	0-0	0-0
1973	6-3	2-7	8-10	1989	4-3	4-2	8-5	2005	2-2	4-2	6-4	2021	3-1	2-1	5-2
1974	5-4	5-4-4	10-8-1	1990	1-5	4-3	5-8	2006	1-5	2-1	3-6	TOTALS 207-171 176-196-1 383-367-1			
1975	4-5	5-4	9-9	1991	4-3	4-2	8-5	2007	1-2	3-3	4-5				
1976	5-4	6-3	11-7	1992	1-5	2-5	3-10	2008	2-2	3-3	5-5				

WON-LOST RECORDS AT STADIUMS

Wrigley Field	6-3	.667	Old Comiskey Park	110-125-1	.468
Dodger Stadium	17-19	.472	★County Stadium	1-1	.500
Anaheim Stadium	124-112	.252	Guaranteed Rate Field	65-70	.481
Angel Stadium	60-37	.619			

★Angels defeated White Sox, 4-2, May 15, 1968 and lost, 7-1, Apr. 23, 1969

Most Runs, Game
By Angels — 19 (19-0, May 10, 2002 at Angel Stadium)
By Chicago — 17, twice (17-2, May 31, 1978 at Comiskey Park & 17-3, May 25, 2009 at Angel Stadium)

Widest Margin Victory
By Angels — 19 Runs (19-0, May 10, 2002 at Angel Stadium)
By Chicago — 15 Runs (17-2, May 31, 1978 at Comiskey Park)

Longest Winning Streak
By Angels — 8 (May 19-Aug. 15, 1995)
By Chicago — 10, twice (Sept. 26, 1980-May 30, 1981 & June 15, 1983-June 4, 1984)

Attendance High
At Angel Stadium: 44,135, Apr. 30, 2006
At Anaheim Stadium: 49,567, June 20, 1982
At New Comiskey Park: 42,535, Aug. 7, 1993
At Old Comiskey Park: 50,892, June 13, 1982
At Guaranteed Rate Field: 38,685, May 30, 2005





CLEVELAND GUARDIANS

Progressive Field
2401 Ontario Street
Cleveland, OH 44115
(216) 420-4200
Seating Capacity: 34,830
2021 Record:
80-82 – 2nd in A.L. Central

Field Manager Terry Francona
Named: . . . Oct. 8, 2012, replacing Sandy Alomar Jr.
Clubhouse Manager Tony Amato
Visiting Clubhouse Manager Willie Jenks



CLUB DIRECTORY

Chairman & CEO Paul J. Dolan
President, Baseball Operations Chris Antonetti
General Manager Mike Chernoff
Vice President, Communications Curt Danburg
Director, Baseball Information & Player Relations Bart Swain
Director, Communications & Player Relations Court Berry-Tripp
Director of Team Travel Mike Seghi

ALL-TIME SERIES RESULTS

(Angels Listed First)

Year	Home	Road	Totals	Year	Home	Road	Totals	Year	Home	Road	Totals	Year	Home	Road	Totals
1961	5-4	3-6	8-10	1977	3-2	3-2	6-4	1993	4-2	1-5	5-7	2009	2-1	2-1	4-2
1962	4-5	5-4	9-9	1978	4-1	2-3	6-4	1994	0-3	0-2	0-5	2010	3-3	1-2	4-5
1963	4-5	4-5	8-10	1979	2-4	4-2	6-6	1995	2-1	1-1	3-2	2011	4-2	2-1	6-3
1964	5-4	4-5	9-9	1980	3-3	1-3	4-6	1996	3-3	1-6	4-9	2012	2-1	2-4	4-5
1965	6-3	3-6	9-9	1981	5-1	2-4	7-5	1997	2-3	5-1	7-4	2013	0-3	2-1	2-4
1966	6-3	4-5	10-8	1982	5-4	3-3	8-4	1998	2-4	2-3	4-7	2014	3-0	2-2	5-2
1967	7-2	7-2	14-4	1983	3-3	5-1	8-4	1999	1-5	0-4	1-9	2015	2-1	0-3	2-4
1968	2-7	5-4	7-11	1984	3-3	5-1	8-4	2000	2-1	1-5	3-6	2016	1-2	0-4	1-6
1969	5-1	3-3	8-4	1985	5-1	3-3	8-4	2001	1-2	4-2	5-4	2017	0-3	0-3	0-6
1970	4-2	2-4	6-6	1986	3-4	3-2	6-6	2002	3-3	3-0	6-3	2018	2-1	1-2	3-3
1971	4-2	4-2	8-4	1987	4-2	3-3	7-5	2003	3-0	3-3	6-3	2019	0-3	0-3	0-6
1972	4-2	4-2	8-4	1988	3-3	5-1	8-4	2004	1-5	3-0	4-5	2020	0-0	0-0	0-0
1973	2-4	3-3	5-7	1989	4-2	1-5	5-7	2005	3-2	2-1	5-3	2021	1-2	0-3	1-5
1974	0-6	3-3	3-9	1990	3-3	4-2	7-5	2006	2-1	3-3	5-4	TOTALS	175-159	154-169	329-328
1975	0-6	3-3	3-9	1991	2-4	5-1	7-5	2007	4-3	1-2	5-4				
1976	5-1	2-4	7-5	1992	3-3	3-3	6-6	2008	4-2	1-2	5-4				

WON-LOST RECORDS AT STADIUMS

Wrigley Field	5-4	.556	Cleveland Stadium	112-105	.516
Dodger Stadium	19-17	.528	Progressive Field	41-61	.402
Anaheim Stadium	105-88	.544	★Miller Park	1-2	.333
Angel Stadium	46-50	.479	★★Historic Bowman Field	0-1	.000 (★★ Little League Classic)

★ Series on Apr. 10-12, 2007 moved to Milwaukee due to snow in Cleveland

Most Runs, Game	By Angels — 21 (21-2, Apr. 30, 2002 at Jacobs Field) By Cleveland — 15 (15-3, Apr. 11, 1997 at Jacobs Field)
Widest Margin Victory	By Angels — 19 Runs (21-2, Apr. 30, 2002 at Jacobs Field) By Cleveland — 13 Runs (14-1, Aug. 29, 1970 at Cleveland Stadium)
Longest Winning Streak	By Angels — 7, 3 times (June 9-21, 1964, Aug. 16, 1969-June 6, 1970 & Aug. 18, 2002-Aug. 8, 2003) By Cleveland — 12 (June 12, 2016 - Apr. 2, 2018)
Attendance High	At Angel Stadium: 44,020, July 18, 2006 At Anaheim Stadium: 52,329, July 4, 1993 At Progressive Field: 43,399, Sept. 1, 1999

MLB DETROIT TIGERS



DETROIT TIGERS
Comerica Park
2100 Woodward Avenue
Detroit, MI 48201
(313) 962-4000
Seating Capacity: 41,083
2021 Record:
77-85 – 3rd in A.L. Central

Field Manager A.J. Hinch
Named . . . Oct. 30, 2020, replacing Lloyd McClendon
Clubhouse Manager Jim Schmakel
Asst. Manager, Visiting Clubhouse Dan Ross



CLUB DIRECTORY

President & CEO Christopher Ilitch
Executive Vice President, Baseball Ops & General Manager . . . Al Avila
Vice President, Communications Ron Colangelo
Director, Communications Chad Crunk
Director, Team Travel Brian Britten

ALL-TIME SERIES RESULTS

(Angels Listed First)

Year	Home	Road	Totals	Year	Home	Road	Totals	Year	Home	Road	Totals	Year	Home	Road	Totals
1961	3-6	1-8	4-14	1977	1-4	3-2	4-6	1993	2-4	2-4	4-8	2009	3-3	1-2	4-5
1962	4-5	3-6	7-11	1978	1-4	3-3	4-7	1994	1-3	2-1	3-4	2010	2-2	2-4	4-6
1963	3-6	3-6	6-12	1979	2-4	2-4	4-8	1995	2-2	4-0	6-2	2011	2-1	2-2	4-3
1964	5-4	3-6	8-10	1980	1-5	4-2	5-7	1996	5-1	1-5	6-6	2012	3-0	2-5	5-5
1965	5-4	3-6	8-10	1981	2-1	1-2	3-3	1997	4-1	1-5	5-6	2013	3-0	3-0	6-0
1966	3-6	6-3	9-9	1982	2-4	3-3	5-7	1998	4-1	4-2	8-3	2014	3-1	1-2	4-3
1967	5-4	3-6	8-10	1983	2-4	2-4	4-8	1999	2-2	3-3	5-5	2015	4-0	2-1	6-1
1968	3-6	2-7	5-13	1984	1-5	3-3	4-8	2000	3-3	2-2	5-5	2016	2-1	2-1	4-2
1969	4-2	1-5	5-7	1985	4-2	4-2	8-4	2001	2-1	3-3	5-4	2017	2-2	2-1	4-3
1970	2-4	4-2	6-6	1986	4-2	3-3	7-5	2002	5-1	3-0	8-1	2018	3-0	1-3	4-3
1971	4-2	2-4	6-6	1987	2-4	1-5	3-9	2003	3-0	3-1	6-1	2019	1-2	2-1	3-3
1972	3-3	2-4	5-7	1988	3-3	2-4	5-7	2004	5-1	2-1	7-2	2020	0-0	0-0	0-0
1973	4-2	3-3	7-5	1989	6-0	5-1	11-1	2005	4-3	2-1	6-4	2021	3-1	3-0	6-1
1974	4-2	1-5	5-7	1990	3-3	2-4	5-7	2006	2-1	3-2	5-3	TOTALS	181-150	148-182	329-332
1975	3-3	3-2	6-5	1991	3-3	2-4	5-7	2007	4-1	1-2	5-3				
1976	4-2	2-4	6-6	1992	4-2	3-3	7-5	2008	2-1	4-2	6-3				

WON-LOST RECORDS AT STADIUMS

Wrigley Field	3-6	.333	Tiger Stadium	102-146	.411
Dodger Stadium	17-19	.472	Comerica Park	46-36	.561
Anaheim Stadium	94-97	.492			
Angel Stadium	67-28	.705			

Most Runs, Game
By Angels — 15 (15-1, May 9, 1981 at Anaheim Stadium)
By Detroit — 15, three times (15-3, June 28, 1966 at Anaheim Stadium, 15-6, July 31, 1980 at Tiger Stadium, & 15-2, May 12, 1987 at Tiger Stadium)

Widest Margin Victory
By Angels — 14 Runs (15-1, May 9, 1981 at Anaheim Stadium)
By Detroit — 13 Runs (15-2, May 12, 1987 at Tiger Stadium)

Longest Winning Streak
By Angels — 14 (May 8, 2002-Aug. 23, 2003)
By Detroit — 11 (June 17, 1979-May 30, 1980)

Attendance High
At Angel Stadium: 44,311, May 12, 2017
At Anaheim Stadium: 59,502, June 8, 1991
At Tiger Stadium: 52,682, June 14, 1970
At Comerica Park: 42,068, Apr. 26, 2008





HOUSTON ASTROS

Minute Maid Park
501 Crawford Street
Houston, TX 77002
(713) 259-8000


Seating Capacity: 41,168

2021 Record:

95-67 – 1st in A.L. West

AMERICAN LEAGUE CHAMPIONS

Field Manager Dusty Baker
Named: Jan. 29, 2020, replacing AJ Hinch
Clubhouse Manager Carl Schneider
Visiting Clubhouse Manager Steve Perry



CLUB DIRECTORY

Owner & Chairman Jim Crane
General Manager James Click
Vice President, Communications Gene Dias
Director, Team Operations Derek Vigeo

ALL-TIME SERIES RESULTS

(Angels Listed First)

Year	Home	Road	Totals
2004	0-0	1-2	1-2
2007	2-1	0-0	2-1
2013	3-7	6-3	9-10
2014	8-2	4-5	12-7
2015	6-4	3-6	9-10
2016	3-6	3-7	6-13
2017	3-6	4-6	7-12
2018	2-7	4-6	6-13
2019	3-7	2-7	5-14
2020	5-2	1-2	6-4
2021	3-6	3-7	6-13
TOTALS	38-48	31-51	69-99

WON-LOST RECORDS AT STADIUMS

Angel Stadium	38-48	.442	Minute Maid Park	31-51	.378
★Estadio de Béisbol Monterrey	0-2	.000			

★ MLB Mexico Series (May 4-5, 2019)

Most Runs, Game
By Angels — 14 (14-5, July 22, 2018 at Angel Stadium)
By Houston — 16 (Apr. 24, 2021 at Minute Maid Park)

Widest Margin Victory
By Angels — 10 Runs (11-1, Apr. 4, 2014 at Minute Maid Park)
By Houston — 14 Runs (16-2, Apr. 24, 2021 at Minute Maid Park)

Longest Winning Streak
By Angels — 6 (Aug. 25-Apr. 5, 2021)
By Houston — 11 (May 28-July 24, 2016)

Attendance High
At Angel Stadium: 44,264, July 21, 2018
At Minute Maid Park: 43,264, Sept. 21, 2019



MLB KANSAS CITY ROYALS



KANSAS CITY ROYALS
Kauffman Stadium
One Royal Way
Kansas City, MO 64129
(816) 921-8000
Seating Capacity: 37,903
2021 Record:
74-88 – 4th in A.L. Central

Field Manager Mike Matheny
Named: Oct. 31, 2019, replacing Ned Yost
Manager, Equipment Patrick Gorman
Sr. Director, Clubhouse Operations Chuck Hawke



CLUB DIRECTORY

Chairman & CEO John Sherman
President of Baseball Operations Dayton Moore
Vice President, Communications Sam Mellinger
Senior Director of Team Travel/Clubhouse Operations Jeff Davenport

ALL-TIME SERIES RESULTS

(Angels Listed First)

Year	Home	Road	Totals	Year	Home	Road	Totals	Year	Home	Road	Totals
1969	5-4	4-5	9-9	1988	1-6	4-2	5-8	2007	0-3	2-2	2-5
1970	5-4	5-4	10-8	1989	3-3	1-6	4-9	2008	1-1	2-1	3-2
1971	2-7	6-3	8-10	1990	3-4	4-2	7-6	2009	3-0	6-1	9-1
1972	5-4	4-2	9-6	1991	5-1	4-3	9-4	2010	4-2	3-1	7-3
1973	5-4	5-4	10-8	1992	5-2	3-3	8-5	2011	1-2	2-5	3-7
1974	3-6	5-4	8-10	1993	3-3	3-4	6-7	2012	3-3	2-1	5-4
1975	1-8	3-6	4-14	1994	5-2	1-2	6-4	2013	1-2	4-0	5-2
1976	4-5	4-5	8-10	1995	1-5	4-2	5-7	2014	2-1	1-2	3-3
1977	1-6	5-3	6-9	1996	1-6	3-2	4-8	2015	0-3	1-3	1-6
1978	6-2	3-4	9-6	1997	3-3	3-2	6-5	2016	3-0	2-1	5-1
1979	2-4	5-2	7-6	1998	2-3	4-2	6-5	2017	1-3	0-3	1-6
1980	3-4	2-4	5-8	1999	3-3	4-2	7-5	2018	3-0	3-1	6-1
1981	0-3	0-3	0-6	2000	4-2	2-4	6-6	2019	2-1	2-1	4-2
1982	6-1	1-5	7-6	2001	5-1	0-3	5-4	2020	0-0	0-0	0-0
1983	2-4	4-3	6-7	2002	3-0	3-3	6-3	2021	3-0	1-2	4-2
1984	3-4	3-3	6-7	2003	4-3	2-0	6-3	TOTALS	149-152	155-139	304-291
1985	2-4	2-5	4-9	2004	3-0	4-0	7-0				
1986	5-2	3-3	8-5	2005	4-2	3-0	7-2				
1987	1-5	4-3	5-8	2006	3-1	4-2	7-3				

WON-LOST RECORDS AT STADIUMS

Anaheim Stadium	91-116	.450	Municipal Stadium	19-14	.576
Angel Stadium	58-36	.617	Kauffman Stadium	136-125	.521

Most Runs, Game
By Angels — 21 (21-6, Aug. 25, 2004 at Angel Stadium)
By Kansas City — 18 (18-3, Aug. 10, 1996 at Anaheim Stadium)

Widest Margin Victory
By Angels — 15 Runs, twice (18-3, Sept. 18, 1986 at Anaheim Stadium & 21-6, Aug. 25, 2004 at Angel Stadium)
By Kansas City — 15 Runs (18-3, Aug. 10, 1996 at Anaheim Stadium)

Longest Winning Streak
By Angels — 9, twice (Oct. 4, 1991-Aug. 4, 1992; 1st game & May 8-Sept. 6, 2009)
By Kansas City — 12 (May 1-Sept. 12, 1975; 2nd Game)

Attendance High
At Angel Stadium: 44,489, Apr. 10, 2015
At Anaheim Stadium: 63,132, July 4, 1983
At Kauffman Stadium: 41,451, June 30, 1979





MINNESOTA TWINS

Target Field
1 Twins Way
Minneapolis, MN 55403
(612) 659-3400
Seating Capacity: 38,544
2021 Record:
73-89 – 5th in A.L. Central

Field Manager Rocco Baldelli
Named: Oct. 25, 2018, replacing Paul Molitor
Equipment Manager Rod McCormick
Visiting Clubhouse Manager Marcus McKenzie



CLUB DIRECTORY

Executive Chair Jim Pohlad
President & CEO Dave St. Peter
Senior Vice President, General Manager Thad Levine
Vice President, Communications & Content Dustin Morse
Senior Director, Team Travel Mike Herman

ALL-TIME SERIES RESULTS

(Angels Listed First)

Year	Home	Road	Totals	Year	Home	Road	Totals	Year	Home	Road	Totals	Year	Home	Road	Totals
1961	5-4	3-5	8-9	1977	5-2	2-6	7-8	1993	3-3	1-6	4-9	2009	3-1	3-3	6-4
1962	3-6	6-3	9-9	1978	6-2	6-1	12-3	1994	1-2	2-1	3-3	2010	1-3	1-2	2-5
1963	4-5	5-4	9-9	1979	4-2	5-2	9-4	1995	4-2	4-3	8-5	2011	4-2	2-1	6-3
1964	5-4	7-2	12-6	1980	5-2	2-4	7-6	1996	3-3	1-5	4-8	2012	3-0	3-3	6-3
1965	5-4	4-5	9-9	1981	1-1	2-2	3-3	1997	2-3	2-4	4-7	2013	1-2	0-3	1-5
1966	6-3	5-4	11-7	1982	4-3	3-3	7-6	1998	2-3	4-2	6-5	2014	3-0	4-0	7-0
1967	3-6	4-5	7-11	1983	1-5	5-2	6-7	1999	3-3	3-1	6-4	2015	2-1	3-1	5-2
1968	3-6	4-5	7-11	1984	2-5	2-4	4-9	2000	2-2	5-1	7-3	2016	2-1	0-3	2-4
1969	4-5	3-6	7-11	1985	4-2	5-2	9-4	2001	2-4	1-2	3-6	2017	1-3	1-2	2-5
1970	3-6	5-4	8-10	1986	4-3	3-3	7-6	2002	1-2	3-3	4-5	2018	2-2	2-1	4-3
1971	4-5	8-1	12-6	1987	4-2	4-3	8-5	2003	4-2	1-2	5-4	2019	0-3	1-2	1-5
1972	5-4	2-4	7-8	1988	2-5	2-4	4-9	2004	2-1	3-3	5-4	2020	0-0	0-0	0-0
1973	5-4	5-4	10-8	1989	5-1	6-1	11-2	2005	2-1	4-3	6-4	2021	2-1	3-1	5-2
1974	6-3	2-7	8-10	1990	6-1	3-3	9-4	2006	2-1	2-1	4-2	TOTALS	189-175	191-177	380-352
1975	4-5	4-5	8-10	1991	3-3	5-2	8-5	2007	5-1	1-2	6-3				
1976	3-6	5-4	8-10	1992	1-6	1-5	2-11	2008	2-2	3-1	5-3				

WON-LOST RECORDS AT STADIUMS

Wrigley Field	5-4	.556	Metropolitan Stadium	93-86	.520
Dodger Stadium	17-19	.472	The Metrodome	78-72	.520
Anaheim Stadium	116-111	.511	Target Field	20-19	.513
Angel Stadium	51-41	.554			


- Most Runs, Game
By Angels — 17 (17-0, Apr. 23, 1980 at Metropolitan Stadium)
By Minnesota — 16 (16-7, May 23, 2019; at Angel Stadium)
- Widest Margin Victory
By Angels — 17 Runs (17-0, Apr. 23, 1980 at Metropolitan Stadium)
By Minnesota — 12 Runs (13-1, Apr. 20, 1990 at The Metrodome)
- Longest Winning Streak
By Angels — 9 (June 24-July 22, 2015)
By Minnesota — 9 (Aug. 10, 1966-May 21, 1967)
- Attendance High
At Angel Stadium: 44,064, Aug. 11, 2007
At Anaheim Stadium: 61,640, Apr. 17, 1982
At The Metrodome: 52,625, Oct. 1, 1988
At Target Field: 40,966, Aug. 21, 2010



NEW YORK YANKEES

Yankee Stadium
One East 161st Street
Bronx, NY 10451
(718) 293-6000
Seating Capacity: 46,537
2021 Record:
92-70 – T2nd in A.L. East

Field Manager Aaron Boone
Named: Dec. 1, 2017, replacing Joe Girardi
Equipment Manager Rob Cucuzza
Clubhouse Manager Lou Cucuzza Jr.



CLUB DIRECTORY

Managing General Partner/Co-Chairperson Hal Steinbrenner
Senior Vice President, General Manager Brian Cashman
Vice President, Communications & Media Relations Jason Zillo
Director, Team Travel & Player Services Ben Tuliebitz

ALL-TIME SERIES RESULTS

(Angels Listed First)

Year	Home	Road	Totals	Year	Home	Road	Totals	Year	Home	Road	Totals	Year	Home	Road	Totals
1961	6-3	0-9	6-12	1977	3-3	1-4	4-7	1993	4-2	2-4	6-6	2009	4-2	1-3	5-5
1962	4-5	4-5	8-10	1978	3-2	2-3	5-5	1994	1-5	3-3	4-8	2010	2-1	2-3	4-4
1963	3-6	2-7	5-13	1979	5-1	2-4	7-5	1995	5-1	2-4	7-5	2011	3-3	1-2	4-5
1964	4-5	3-6	7-11	1980	2-4	0-6	2-10	1996	4-3	3-3	7-6	2012	2-1	2-4	4-5
1965	4-5	2-7	6-12	1981	2-2	0-0	2-2	1997	2-5	2-2	4-7	2013	2-1	1-3	3-4
1966	5-4	6-3	11-7	1982	4-2	3-3	7-5	1998	3-2	3-3	6-5	2014	1-2	1-2	2-4
1967	6-3	3-6	9-9	1983	4-2	1-5	5-7	1999	2-2	4-2	6-4	2015	2-1	0-3	2-4
1968	3-6	3-6	6-12	1984	4-2	4-2	8-4	2000	3-3	2-2	5-5	2016	1-2	0-4	1-6
1969	3-3	0-6	3-9	1985	2-4	1-5	3-9	2001	2-1	2-2	4-3	2017	2-1	2-1	4-2
1970	2-4	3-3	5-7	1986	4-2	3-3	7-5	2002	2-2	1-2	3-4	2018	0-3	1-2	1-5
1971	4-2	2-4	6-6	1987	1-5	2-4	3-9	2003	1-5	2-1	3-6	2019	1-3	1-2	2-5
1972	2-4	2-4	4-8	1988	3-3	3-3	6-6	2004	1-2	4-2	5-4	2020	0-0	0-0	0-0
1973	4-2	2-4	6-6	1989	5-1	1-5	6-6	2005	3-1	3-3	6-4	2021	2-1	2-2	4-3
1974	2-4	1-5	3-9	1990	3-3	3-3	6-6	2006	4-2	2-2	6-4	TOTALS	175-163	127-206	302-369
1975	4-2	3-3	7-5	1991	2-4	4-2	6-6	2007	2-1	4-2	6-3				
1976	1-5	4-2	5-7	1992	5-1	2-4	7-5	2008	5-1	2-2	7-3				

WON-LOST RECORDS AT STADIUMS

Wrigley Field	6-3	.667	Yankee Stadium (1923-73)	32-70	.314
Dodger Stadium	15-21	.417	Shea Stadium	4-9	.308
Anaheim Stadium	104-96	.520	Yankee Stadium (1976-2008)	77-96	.445
Angel Stadium	50-43	.538	Yankee Stadium (2009-present)	14-31	.311

Most Runs, Game	By Angels — 18 (18-9, Aug. 21, 2007 at Angel Stadium) By New York — 17 (17-6, Aug. 20, 1996 at Yankee Stadium)
Widest Margin Victory	By Angels — 13 Runs (15-2, May 25, 1995 at Anaheim Stadium) By New York — 12 Runs, twice (15-3, Aug. 14, 1977 at Yankee Stadium & 12-0, July 8, 2007 at Yankee Stadium)
Longest Winning Streak	By Angels — 5, four times (Aug. 4-31, 1966, May 18-29, 1984, May 23-June 3, 1995 & Apr. 27-July 23, 2005) By New York — 7, twice (Aug. 23, 1980-May 4, 1981 & July 1, 2015-Aug. 20, 2016)
Attendance High	At Angel Stadium: 44,649, Apr. 28, 2018 At Anaheim Stadium: 61,066, May 17, 1985 At Yankee Stadium: 60,108, June 3, 1973 At New Yankee Stadium: 49,970, May 2, 2009





OAKLAND ATHLETICS

Oakland Coliseum
7000 Coliseum Way
Oakland, CA 94621
(510) 638-4900
Seating Capacity: 48,592
2021 Record:
86-76 – 3rd in A.L. West

Field Manager Mark Kotsay
Named: Dec. 21, 2021, replacing Bob Melvin
Equipment Manager Steve Vucinich
Visiting Clubhouse Manager Mike Thalblum



CLUB DIRECTORY

Owner & Managing Partner John Fisher
President Dave Kaval
Executive Vice President, Baseball Operations Billy Beane
General Manager David Forst
Vice President, Marketing & Communications Catherine Aker
Director, Baseball Communications Mark Ling
Director of Team Travel Mickey Morabito

ALL-TIME SERIES RESULTS

(Angels Listed First)

Year	Home	Road	Totals	Year	Home	Road	Totals	Year	Home	Road	Totals	Year	Home	Road	Totals
1961★	6-3	3-6	9-9	1976	3-6	3-6	6-12	1992	3-3	2-5	5-8	2008	5-5	5-4	10-9
1962★	6-3	6-3	12-6	1977	4-4	1-6	5-10	1993	4-3	2-4	6-7	2009	4-6	8-1	12-7
1963★	4-5	4-5	8-10	1978	4-3	5-3	9-6	1994	3-3	0-3	3-6	2010	7-2	4-6	11-8
1964★	5-4	7-2	12-6	1979	5-2	5-1	10-3	1995	5-2	1-5	6-7	2011	5-5	3-6	8-11
1965★	6-3	7-2	13-5	1980	2-4	1-6	3-10	1996	2-4	4-3	6-7	2012	3-7	6-3	9-10
1966★	6-3	3-6	9-9	1981	0-4	2-4	2-8	1997	5-1	6-0	11-1	2013	4-5	4-6	8-11
1967★	9-0	5-4	14-4	1982	5-1	4-3	9-4	1998	3-3	2-4	5-7	2014	7-3	3-6	10-9
KC Total	42-21	35-28	77-49	1983	3-4	2-4	5-8	1999	5-1	3-3	8-4	2015	6-4	5-4	11-8
1968	3-6	2-7	5-13	1984	2-4	5-2	7-6	2000	3-3	2-5	5-8	2016	6-4	6-3	12-7
1969	4-5	2-7	6-12	1985	4-3	2-4	6-7	2001	3-7	3-7	6-14	2017	7-2	5-5	12-7
1970	4-5	4-5	8-10	1986	5-1	5-2	10-3	2002	6-4	3-7	10-10	2018	5-4	5-5	10-9
1971	2-7	5-4	7-11	1987	2-5	4-2	6-7	2003	5-5	3-7	8-12	2019	3-6	3-7	6-13
1972	4-5	4-5	8-10	1988	3-3	1-6	4-9	2004	5-5	5-4	10-9	2020	2-1	2-5	4-6
1973	2-7	4-5	6-12	1989	3-4	2-4	5-8	2005	5-4	5-5	10-9	2021	2-8	2-7	4-15
1974	4-5	2-7	6-12	1990	1-5	3-4	4-9	2006	4-5	7-3	11-8	OAK Total	206-224	184-247	390-471
1975	4-5	3-6	7-11	1991	1-6	0-6	1-12	2007	5-5	4-5	9-10	TOTALS	248-245	219-275	467-520

★ Kansas City Athletics

WON-LOST RECORDS AT STADIUMS

Wrigley Field	6-3	.667	Municipal Stadium (K.C.)	35-28	.556
Dodger Stadium	21-15	.583	Oakland Coliseum	184-247	.427
Anaheim Stadium	111-123	.474			
Angel Stadium	110-104	.514			

Most Runs, Game
By Angels — 18 (18-2, July 25, 1964 at Municipal Stadium)
By Oakland — 21 (21-3, Sept. 20, 2018 at Oakland Coliseum)

Widest Margin Victory
By Angels — 16 Runs (18-2, July 25, 1964 at Municipal Stadium)
By Oakland — 18 Runs (21-3, Sept. 20, 2018 at Oakland Coliseum)

Longest Winning Streak
By Angels — 12 (Sept. 18, 1996-Sept. 17, 1997)
By Oakland — 10, twice (May 26-Sept. 3, 1974 & Apr. 26, 1991-Apr. 20, 1992)

Attendance High
At Angel Stadium: 44,252, July 25, 2007
At Anaheim Stadium: 61,696, Aug. 11, 1989
At Municipal Stadium: 25,869, June 16, 1961
At Oakland Coliseum: 55,601, July 5, 2003




MLB SEATTLE MARINERS



SEATTLE MARINERS

T-Mobile Park
1250 First Ave. S.
Seattle, WA 98134
(206) 346-4000
Seating Capacity: 47,480
2021 Record:
90-72 – 2nd in A.L. West

Field Manager Scott Servais
Named: . Oct. 26, 2015, replacing Lloyd McClendon
Home Clubhouse Attendants . . . Chris DeWitt/Joe Van Vleck
Visitors Clubhouse Manager Jeff Bopp



CLUB DIRECTORY

Chairman & Managing Partner John Stanton
President, Business Operations Catie Griggs
President, Baseball Operations Jerry Dipoto
Vice President & Assistant GM, Baseball Ops Justin Hollander
Director, Major League Operations Jack Mosimann
Senior Vice President, Marketing & Communications . . . Kevin Martinez
Vice President, Communications Tim Hevly

ALL-TIME SERIES RESULTS

(Angels Listed First)

Year	Home	Road	Totals	Year	Home	Road	Totals	Year	Home	Road	Totals
1977	3-4	6-2	9-6	1994	1-5	1-2	2-7	2011	8-2	4-5	12-7
1978	5-3	4-3	9-6	1995	4-2	3-4	7-6	2012	4-5	7-3	11-8
1979	3-3	4-3	7-6	1996	4-3	1-5	5-8	2013	7-2	4-6	11-8
1980	6-1	5-1	11-2	1997	4-2	2-4	6-6	2014	4-6	3-6	7-12
1981	2-1	4-3	6-4	1998	5-1	4-2	9-3	2015	7-2	5-5	12-7
1982	6-1	4-2	10-3	1999	3-3	3-3	6-6	2016	3-7	5-4	8-11
1983	4-2	2-5	6-7	2000	3-4	2-4	5-8	2017	6-3	6-4	12-7
1984	5-2	4-2	9-4	2001	1-8	3-7	4-15	2018	5-5	3-6	8-11
1985	3-1	6-3	9-4	2002	5-5	4-5	9-10	2019	5-5	5-4	10-9
1986	6-1	2-4	8-5	2003	4-5	4-6	8-11	2020	3-4	2-1	5-5
1987	4-2	3-4	7-6	2004	6-4	7-3	13-7	2021	4-6	4-5	8-11
1988	2-5	4-2	6-7	2005	3-6	6-3	9-9	TOTALS	194-155	183-164	377-319
1989	3-3	4-3	7-6	2006	5-5	5-4	10-9				
1990	4-3	1-5	5-8	2007	7-3	6-3	13-6				
1991	1-5	5-2	6-7	2008	7-2	7-3	14-5				
1992	3-4	4-2	7-6	2009	5-4	5-5	10-9				
1993	3-3	3-4	6-7	2010	8-2	7-2	15-4				

WON-LOST RECORDS AT STADIUMS

Anaheim Stadium	76-56	.576	The Kingdome	78-68	.534
Angel Stadium	118-102	.537	T-Mobile Park	105-96	.522
Most Runs, Game	By Angels — 18 (18-3, May 21, 1997 at Anaheim Stadium) By Seattle — 21 (21-9, Sept. 30, 2000 at Angel Stadium)				
Widest Margin Victory	By Angels — 15 Runs (18-3, May 21, 1997 at Anaheim Stadium) By Seattle — 14 Runs (14-0, Aug. 7, 1987 at The Kingdome)				
Longest Winning Streak	By Angels — 8, twice (May 4, 1980-Apr. 9, 1981 & May 29-July 17, 2010) By Seattle — 8 (Oct. 2, 2001-Apr. 23, 2002)				
Attendance High	At Angel Stadium: 44,644, July 1, 2017 At Anaheim Stadium: 59,860, Apr. 21, 1985 At The Kingdome: 57,762, Apr. 6, 1977 At Safeco Field: 46,142, Apr. 6, 2004				





TAMPA BAY RAYS
Tropicana Field
One Tropicana Drive
St. Petersburg, FL, 33705
(727) 825-3242
Seating Capacity: 25,025
2021 Record
100-62 – 1st in A.L. East

Field ManagerKevin Cash
Named: Dec. 5, 2014, Replacing Joe Maddon
Home Clubhouse & Equipment Manager... Tyler Wall
Visiting Clubhouse Manager Brandon Richesin



CLUB DIRECTORY

Principal Owner.....Stuart Sternberg
President Brian Auld
President Matt Silverman
Senior Vice President, Baseball Ops & GM..... Erik Neander
Director, Team Travel & Logistics Chris Westmoreland

ALL-TIME SERIES RESULTS

(Angels Listed First)

Year	Home	Road	Totals	Year	Home	Road	Totals
1998	2-4	4-1	6-5	2011	0-3	4-1	4-4
2000	4-2	3-3	7-5	2012	1-6	0-3	1-9
2000	4-2	2-4	6-6	2013	2-2	2-1	4-3
2001	2-1	5-1	7-2	2014	3-1	2-1	5-2
2002	5-1	3-0	8-1	2015	1-2	2-1	3-3
2003	2-1	4-2	6-3	2016	0-3	3-1	3-4
2004	4-0	2-1	6-1	2017	1-2	2-2	3-4
2005	4-2	0-3	4-5	2018	1-3	0-3	1-6
2006	3-0	4-2	7-2	2019	1-2	2-2	3-4
2007	5-0	1-2	6-2	2020	0-0	0-0	0-0
2008	2-1	1-5	3-6	2021	0-4	1-2	1-6
2009	3-0	1-2	4-2	TOTALS	52-46	50-44	102-90
2010	2-4	2-1	4-5				

WON-LOST RECORDS AT STADIUMS


Angel Stadium	52-46	.531	Tropicana Field	50-44	.532
Most Runs, Game	By Angels — 15 (15-6, July 26, 2006 at Tropicana Field) By Tampa Bay — 13 (13-4, June 9, 2008 at Angel Stadium)				
Widest Margin Victory	By Angels — 10 Runs (12-2, June 6, 2006 at Tropicana Field) By Tampa Bay — 10 Runs, twice (11-1, June 11, 2009 at Tropicana Field & 13-3, June 26, 2021 at Tropicana Field)				
Longest Winning Streak	By Angels — 6 (June 6-July 24, 2006) By Tampa Bay — 6, three times (June 6, 2011-Apr. 26, 2012, July 28-Aug. 19, 2012 & May 3-June 26, 2021)				
Attendance High	At Angel Stadium: 44,125, July 15, 2006 At Tropicana Field: 33,395, Apr. 25, 1998				



TEXAS RANGERS

Globe Life Field
734 Stadium Drive
Arlington, TX 76011
(817) 273-5222
Seating Capacity: 40,518
2021 Record:
60-102 – 5th in A.L. West

Field Manager Chris Woodward
Named: . . Nov. 2, 2018, replacing Don Wakamatsu
Clubhouse Manager Brandon Boyd
Visiting Clubhouse Manager Mason McKenna



CLUB DIRECTORY

Managing Partner & Majority Owner Ray Davis
President, Baseball Operations Jon Daniels
Executive Vice President & General Manager Chris Young
Vice President, Media Relations Rich Rice
Director, Travel Josh Shelton

ALL-TIME SERIES RESULTS

(Angels Listed First)

Year	Home	Road	Totals	Year	Home	Road	Totals	Year	Home	Road	Totals
1972	6-2	4-5	10-7	1989	4-3	2-4	6-7	2006	6-4	5-4	11-8
1973	7-2	4-5	11-7	1990	4-2	4-3	8-5	2007	6-3	4-6	10-9
1974	5-4	4-5	9-9	1991	3-4	2-4	5-8	2008	5-5	7-2	12-7
1975	5-4	4-5	9-9	1992	4-2	5-2	9-4	2009	5-5	3-6	8-11
1976	6-3	6-3	12-6	1993	4-3	2-4	6-7	2010	6-3	3-7	9-10
1977	4-4	1-6	5-10	1994	2-1	4-3	6-4	2011	3-7	4-5	7-12
1978	4-3	1-7	5-10	1995	4-3	2-4	6-7	2012	5-4	5-5	10-9
1979	4-3	1-5	5-8	1996	2-4	2-5	4-9	2013	3-6	1-9	4-15
1980	5-1	6-1	11-2	1997	3-3	5-1	8-4	2014	5-4	9-1	14-5
1981	1-2	1-2	2-4	1998	2-4	3-3	5-7	2015	5-4	7-3	12-7
1982	5-1	3-4	8-5	1999	3-3	3-3	6-6	2016	6-4	3-6	9-10
1983	3-4	3-3	6-7	2000	3-3	4-2	7-5	2017	4-6	4-5	8-11
1984	1-5	4-3	5-8	2001	5-5	2-7	7-12	2018	7-2	6-4	13-6
1985	5-2	4-2	9-4	2002	7-2	5-5	12-7	2019	6-3	3-7	9-10
1986	4-2	4-3	8-5	2003	6-4	3-6	9-10	2020	3-1	1-5	4-6
1987	2-5	3-3	5-8	2004	4-5	5-5	9-10	2021	5-4	6-4	11-8
1988	4-2	4-3	8-5	2005	8-1	7-3	15-4	TOTALS	219-166	188-208	407-374

★ Angels went 87-93 vs. Rangers franchise when they played as Washington Senators from 1961-71.

WON-LOST RECORDS AT STADIUMS

Anaheim Stadium	101-74	.577	Arlington Stadium	72-82	.468
Angel Stadium	111-90	.552	Globe Life Park	103-113	.477
			Globe Life Field	7-9	.438
Most Runs, Game	By Angels — 20 (20-4, June 29, 1995 at The Ballpark in Arlington) By Texas — 18, three times (18-2, June 17, 1993 at Anaheim Stadium, 18-4, June 30, 1999 at Angel Stadium & 18-5, June 30, 2005 at Rangers Ballpark)				
Widest Margin Victory	By Angels — 16 Runs (20-4, June 29, 1995 at The Ballpark in Arlington) By Texas — 16 Runs (18-2, June 17, 1993 at Anaheim Stadium)				
Longest Winning Streak	By Angels — 9, twice (Oct. 5, 1985-Sept. 26, 1986 & June 20-Aug. 16, 2014) By Texas — 7, twice (Sept. 11, 1987-June 6, 1988 & Apr. 24-Aug. 7, 2013)				
Attendance High	At Angel Stadium: 44,603, June 2, 2018 At Anaheim Stadium: 62,390, July 4, 1989 At Globe Life Park: 50,370, Apr. 9, 2004 At Globe Life Field: 27,360, Aug. 4, 2021				





TORONTO BLUE JAYS

Rogers Centre
1 Blue Jays Way
Toronto, Ontario, Canada M5V 1J1
(416) 341-1000
Seating Capacity: 49,286
2021 Record:
91-71 – 4th in A.L. East

Field Manager Charlie Montoyo
Named: Oct. 25, 2018, replacing John Gibbons
Director, Team Travel & Clubhouse Ops . . Michael Shaw
Senior Manager, Visiting Clubhouse . . Kevin Malloy



CLUB DIRECTORY

Chairman. Edward Rogers
President and CEO. Mark Shapiro
Executive VP, Baseball Operations & General Manager Ross Atkins
Communications Advisor & Liaison. Richard Griffin
Director, Communications Jessica Beard

ALL-TIME SERIES RESULTS

(Angels Listed First)

Year	Home	Road	Totals	Year	Home	Road	Totals	Year	Home	Road	Totals
1977	2-3	4-1	6-4	1993	3-3	1-5	4-8	2009	1-1	3-3	4-4
1978	4-1	3-2	7-3	1994	2-2	1-2	3-4	2010	3-3	3-0	6-3
1979	4-2	3-3	7-5	1995	3-1	5-1	8-2	2011	2-1	3-4	5-5
1980	1-5	2-4	3-9	1996	5-1	2-4	7-5	2012	2-2	2-2	4-4
1981	3-3	3-3	6-6	1997	4-2	2-3	6-5	2013	3-1	3-0	6-1
1982	5-1	3-3	8-4	1998	2-3	2-4	4-7	2014	2-1	3-1	5-2
1983	2-4	2-4	4-8	1999	3-3	0-6	3-9	2015	0-3	2-2	2-5
1984	3-3	4-2	7-5	2000	3-3	2-4	5-7	2016	2-2	2-1	4-3
1985	4-2	1-5	5-7	2001	4-2	1-2	5-4	2017	2-2	2-1	4-3
1986	2-4	4-2	6-6	2002	3-0	4-2	7-2	2018	2-2	2-1	4-3
1987	4-2	1-5	5-7	2003	2-4	0-3	2-7	2019	3-0	3-1	6-1
1988	2-4	4-2	6-6	2004	1-2	3-3	4-5	2020	0-0	0-0	0-0
1989	3-3	4-2	7-5	2005	1-2	0-3	1-5	2021	2-2	2-1	4-3
1990	5-1	2-4	7-5	2006	3-3	1-3	4-6	TOTALS	120-98	101-115	221-213
1991	3-3	3-3	6-6	2007	2-2	1-2	3-4				
1992	4-2	1-5	5-7	2008	4-2	2-1	6-3				

WON-LOST RECORDS AT STADIUMS

Anaheim Stadium	68-52	.567	Exhibition Stadium	37-36	.507
Angel Stadium	52-46	.531	Rogers Centre	62-78	.443
			TD Ballpark	2-1	.667

Most Runs, Game By Angels — 24 (24-2, Aug. 25, 1979 at Exhibition Stadium)
By Toronto — 15, twice (15-7, Aug. 22, 2015 at Angel Stadium & 15-1, Apr. 10, 2021 at TD Ballpark)

Widest Margin Victory By Angels — 22 Runs (24-2, Aug. 25, 1979 at Exhibition Stadium)
By Toronto — 14 Runs (15-1, April 10, 2021 at TD Ballpark)

Longest Winning Streak By Angels — 7, twice (July 13, 1978-June 5, 1979 & July 20, 1988-May 6, 1989)
By Toronto — 7 (Sept. 8, 1997-Aug. 13, 1998)

Attendance High At Angel Stadium: 44,021, July 4, 2008
At Anaheim Stadium: 61,292, July 4, 1995
At Rogers Centre: 50,529, Sept. 11, 1993 & May 29, 1994





LOS ANGELES DODGERS

Dodger Stadium
1000 Vin Scully Avenue
Los Angeles, CA 90012
(323) 224-1301
Seating Capacity: 56,000
2021 Record:
106-56 – 2nd in N.L. West

Field Manager Dave Roberts
Named: . . . Nov. 23, 2015, replacing Don Mattingly
Director, Clubhouse Operations Alex Torres
Visiting Clubhouse Manager Mitch Poole



CLUB DIRECTORY

Owner & Chairman Mark Walter
President & CEO Stan Kasten
President of Baseball Operations Andrew Friedman
Senior Vice President, Baseball Operations Josh Byrnes
Senior Director, Public Relations Joe Jareck
Senior Director, Team Travel Scott Akasaki

ALL-TIME SERIES RESULTS

(Angels Listed First)

Year	Home	Road	Totals	Year	Home	Road	Totals
1997	0-2	0-2	0-4	2011	2-1	2-1	4-2
1998	2-0	1-1	3-1	2012	2-1	2-1	4-2
1999	1-2	1-2	2-4	2013	2-0	0-2	2-2
2000	2-1	2-1	4-2	2014	0-2	1-1	1-3
2001	2-1	2-1	4-2	2015	1-2	0-3	1-5
2002	2-1	1-2	3-3	2016	2-0	1-1	3-1
2003	3-0	1-2	4-2	2017	1-1	1-1	2-2
2004	1-2	2-1	3-3	2018	2-1	1-2	3-3
2005	3-0	2-1	5-1	2019	2-0	2-0	4-0
2006	2-1	0-3	2-4	2020	0-3	0-3	0-6
2007	3-0	2-1	5-1	2021	2-1	1-2	3-3
2008	2-1	1-2	3-3	TOTALS	42-26	31-37	73-63
2009	1-2	2-1	3-3				
2010	2-1	3-0	5-1				

WON-LOST RECORDS AT STADIUMS

Anaheim Stadium	0-2	.000	Dodger Stadium	31-37	.456
Angel Stadium	42-24	.636			

Most Runs, Game	By Angels — 13 (13-0, June 25, 2004 at Dodger Stadium) By Los Angeles — 16 (16-3, May 19, 2006 at Dodger Stadium)
Widest Margin Victory	By Angels — 13 Runs (13-0, June 25, 2004 at Dodger Stadium) By Los Angeles — 13 Runs (16-3, May 19, 2006 at Dodger Stadium)
Longest Winning Streak	By Angels — 6 (June 22, 2003-June 26, 2004) By Los Angeles — 8 (Aug. 5, 2014-Sept. 8, 2015)
Attendance High	At Angel Stadium: 45,477, June 10, 2019 At Anaheim Stadium: 35,295, July 3, 1997 At Dodger Stadium: 56,000, June 15, 16 & 17, 2007






ATLANTA BRAVES

Truist Park
755 Battery Ave.
Atlanta, GA 30339
(404) 522-7630
Seating Capacity: 41,000
2021 Record:
88-73 – 1st in N.L. East
WORLD SERIES CHAMPIONS

Field Manager Brian Snitker
Named: . . . May 17, 2016, replacing Fredi Gonzalez
Director, Equipment/Clubhouse Services . . Calvin Minasian
Visiting Clubhouse Manager Fred Stone



CLUB DIRECTORY

Chairman Terry McGuirk
President and CEO Derek Schiller
President, Baseball Ops and General Manager Alex Anthopoulos
Vice President, Communications Beth Marshall
Director, Team Travel Jim Lovell

ALL-TIME SERIES RESULTS

(Angels Listed First)

Year	Home	Road	Totals
2005	0-0	2-1	2-1
2008	1-2	0-0	1-2
2011	2-1	0-0	2-1
2014	0-0	1-2	1-2
2017	2-1	0-0	2-1
TOTALS	5-4	3-3	8-7



MIAMI MARLINS

loanDepot park
501 Marlins Way
Miami, FL 33125
(305) 480-1300
Seating Capacity: 37,442
2021 Record:
67-95 – 4th in N.L. East

Field Manager Don Mattingly
Named: . . . Oct. 29, 2015, replacing Dan Jennings
Equipment Manager John Silverman
Visiting Clubhouse Manager Rock Hughes



CLUB DIRECTORY

Chairman & Principal Owner Bruce Sherman
Chief Executive Officer Derek Jeter
General Manager Kim Ng
Senior VP, Communications & Outreach Jason Latimer
Director, Team Travel Max Thomas

ALL-TIME SERIES RESULTS

(Angels Listed First)


Year	Home	Road	Totals
2003	0-0	2-1	2-1
2005	2-1	0-0	2-1
2011	0-0	2-1	2-1
2014	2-1	0-0	2-1
2017	0-0	1-2	1-2
TOTALS	4-2	5-4	9-6



NEW YORK METS

Citi Field
41 Seaver Way
Flushing, NY 11368
(718) 507-6387
Seating Capacity: 41,800
2021 Record:
77-85 – 3rd in N.L. East

Field Manager Buck Showalter
Named: Dec. 20, 2021, replacing Luis Rojas
Equipment Manager Kevin Kierst
Visiting Clubhouse Manager Dave Berni



CLUB DIRECTORY

Owner, Chairman and CEO Steve Cohen
President Sandy Alderson
General Manager Billy Eppler
Vice President, Communications Harold Kaufman
Director, Team Travel Brian Small

ALL-TIME SERIES RESULTS

(Angels Listed First)

Year	Home	Road	Totals
2003	1-2	0-0	1-2
2005	0-0	2-1	2-1
2008	1-2	0-0	1-2
2011	0-0	2-1	2-1
2014	2-1	0-0	2-1
2017	0-0	1-2	1-2
TOTALS	4-5	5-4	9-9

MICHELLE CAREW COMMUNITY COURTYARD

Dedicated Sept. 17, 1999

The Michelle Carew Community Courtyard features a bronze statue best of Michelle with the family's Rottweiler dog Hunter. The statue is placed in the Angel Stadium perimeter plaza, located just inside Gate 3.

Michelle Carew passed away April 17, 1996 at the age of 18 after a courageous battle with leukemia. Michelle, daughter of former Angel and Hall of Famer Rod Carew, became ill Sept. 10, 1995 and was diagnosed with acute non-lymphocytic leukemia (ANLL), Sept. 18. In the months that followed, the Carew family went on a nationwide publicity campaign that generated more than 70,000 phone calls to the National Bone Marrow Program. As a result, phone calls from minorities more than doubled weekly, and overall donor registration increased by 33 percent.

INSCRIPTION: *This courtyard was dedicated September 17th 1999 in loving memory of Michelle Carew. Her spirited battle against leukemia raised awareness of the National Marrow Donor Program throughout this country. In the process, her legacy has saved countless lives. "When she went to sleep, she woke up the world."*





PHILADELPHIA PHILLIES

Citizens Bank Park
One Citizens Bank Way
Philadelphia, PA 19148
(215) 463-6000
Seating Capacity: 43,651
2021 Record:
82-80 – 2nd in N.L. East

Field Manager Joe Girardi
Named: Oct. 28, 2019, replacing Gabe Kapler
Manager, Equipment/Umpire Services . . . Dan O'Rourke
Manager, Visiting Clubhouse Kevin Steinhour



CLUB DIRECTORY

Managing Partner John Middleton
President Andy MacPhail
President, Baseball Operations Dave Dombrowski
Vice President, General Manager Sam Fuld
Vice President, Baseball Communications Kevin Gregg
Manager, Team Travel Jameson Hall

ALL-TIME SERIES RESULTS

(Angels Listed First)

Year	Home	Road	Totals
2003	2-1	0-0	2-1
2008	0-0	3-0	3-0
2014	2-0	2-0	4-0
2017	3-0	0-0	3-0
TOTALS	7-1	5-0	12-1



WASHINGTON NATIONALS

Nationals Park
1500 South Capitol St., SE
Washington, DC 20003
(202) 640-7000
Seating Capacity: 41,546
2021 Record:
65-97 – 5th in N.L. East

Field Manager Dave Martinez
Named: Sept. 5, 2018, replacing Dusty Baker
Clubhouse & Equipment Manager . . . Mike Wallace
Visiting Clubhouse Manager Matt Rosenthal



CLUB DIRECTORY

Managing Principal Owner Mark D. Lerner
COO, Lerner Sports Alan Gottlieb
President, Baseball Operations & General Manager Mike Rizzo
Senior Vice President and Chief Communications Officer Jennifer Giglio
VP, Clubhouse Operations & Team Travel Rob McDonald

ALL-TIME SERIES RESULTS

(Angels Listed First)

Year	Home	Road	Totals	Year	Home	Road	Totals
2003*	0-0	2-1	2-1	2014	0-0	2-1	2-1
2005	1-2	0-0	1-2	2017	1-1	1-1	2-2
2008	0-0	2-1	2-1	WSH TOTALS	5-3	5-3	10-6
2011	3-0	0-0	3-0	TOTALS	5-3	7-4	12-7

*2003 ROAD SERIES VS. MONTREAL - PLAYED AT HIRAM BITHORN STADIUM IN SAN JUAN, PUERTO RICO



MLB WORLD SERIES CHAMPIONS



1903—Boston (A.L.)
1904—No Series Played
1905—New York (N.L.)
1906—Chicago (A.L.)
1907—Chicago (N.L.)
1908—Chicago (N.L.)
1909—Pittsburgh (N.L.)
1910—Philadelphia (A.L.)
1911—Philadelphia (A.L.)
1912—Boston (A.L.)
1913—Philadelphia (A.L.)
1914—Boston (N.L.)
1915—Boston (A.L.)
1916—Boston (A.L.)
1917—Chicago (A.L.)
1918—Boston (A.L.)
1919—Cincinnati (N.L.)
1920—Cleveland (A.L.)
1921—New York (N.L.)
1922—New York (N.L.)
1923—New York (A.L.)
1924—Washington (A.L.)
1925—Pittsburgh (N.L.)
1926—St. Louis (N.L.)
1927—New York (A.L.)
1928—New York (A.L.)
1929—Philadelphia (A.L.)
1930—Philadelphia (A.L.)
1931—St. Louis (N.L.)
1932—New York (A.L.)
1933—New York (N.L.)
1934—St. Louis (N.L.)
1935—Detroit (A.L.)
1936—New York (A.L.)
1937—New York (A.L.)
1938—New York (A.L.)
1939—New York (A.L.)
1940—Cincinnati (N.L.)
1941—New York (A.L.)
1942—St. Louis (N.L.)
1943—New York (A.L.)
1944—St. Louis (N.L.)
1945—Detroit (A.L.)
1946—St. Louis (N.L.)
1947—New York (A.L.)
1948—Cleveland (A.L.)
1949—New York (A.L.)
1950—New York (A.L.)
1951—New York (A.L.)
1952—New York (A.L.)
1953—New York (A.L.)
1954—New York (N.L.)
1955—Brooklyn (N.L.)
1956—New York (A.L.)
1957—Milwaukee (N.L.)
1958—New York (A.L.)
1959—Los Angeles (N.L.)
1960—Pittsburgh (N.L.)
1961—New York (A.L.)
1962—New York (A.L.)
1963—Los Angeles (N.L.)
1964—St. Louis (N.L.)
1965—Los Angeles (N.L.)
1966—Baltimore (A.L.)
1967—St. Louis (N.L.)
1968—Detroit (A.L.)
1969—New York (N.L.)
1970—Baltimore (A.L.)
1971—Pittsburgh (N.L.)
1972—Oakland (A.L.)
1973—Oakland (A.L.)
1974—Oakland (A.L.)
1975—Cincinnati (N.L.)
1976—Cincinnati (N.L.)
1977—New York (A.L.)
1978—New York (A.L.)
1979—Pittsburgh (N.L.)
1980—Philadelphia (N.L.)
1981—Los Angeles (N.L.)
1982—St. Louis (N.L.)
1983—Baltimore (A.L.)
1984—Detroit (A.L.)
1985—Kansas City (A.L.)
1986—New York (N.L.)
1987—Minnesota (A.L.)
1988—Los Angeles (N.L.)
1989—Oakland (A.L.)
1990—Cincinnati (N.L.)
1991—Minnesota (A.L.)
1992—Toronto (A.L.)
1993—Toronto (A.L.)
1994—No Series Played
1995—Atlanta (N.L.)
1996—New York (A.L.)
1997—Florida (N.L.)
1998—New York (A.L.)
1999—New York (A.L.)
2000—New York (A.L.)
2001—Arizona (N.L.)
2002—ANGELS (A.L.)
2003—Florida (N.L.)
2004—Boston (A.L.)
2005—Chicago (A.L.)
2006—St. Louis (N.L.)
2007—Boston (A.L.)
2008—Philadelphia (N.L.)
2009—New York (A.L.)
2010—San Francisco (N.L.)
2011—St. Louis (N.L.)
2012—San Francisco (N.L.)
2013—Boston (A.L.)
2014—San Francisco (N.L.)
2015—Kansas City (A.L.)
2016—Chicago (N.L.)
2017—Houston (A.L.)
2018—Boston (A.L.)
2019—Washington (N.L.)
2020—Los Angeles (N.L.)
2021—Atlanta (N.L.)



AMERICAN LEAGUE

- 1931—Lefty Grove, Phi.
- 1932—Jimmie Foxx, Phi.
- 1933—Jimmie Foxx, Phi.
- 1934—Mickey Cochrane, Det.
- 1935—Hank Greenberg, Det.
- 1936—Lou Gehrig, N.Y.
- 1937—Charley Gehringer, Det.
- 1938—Jimmie Foxx, Bos.
- 1939—Joe DiMaggio, N.Y.
- 1940—Hank Greenberg, Det.
- 1941—Joe DiMaggio, N.Y.
- 1942—Joe Gordon, N.Y.
- 1943—Spud Chandler, N.Y.
- 1944—Hal Newhouser, Det.
- 1945—Hal Newhouser, Det.
- 1946—Ted Williams, Bos.
- 1947—Joe DiMaggio, N.Y.
- 1948—Lou Boudreau, Cle.
- 1949—Ted Williams, Bos.
- 1950—Phil Rizzuto, N.Y.
- 1951—Yogi Berra, N.Y.
- 1952—Bobby Shantz, Phi.
- 1953—Al Rosen, Cle.
- 1954—Yogi Berra, N.Y.
- 1955—Yogi Berra, N.Y.
- 1956—Mickey Mantle, N.Y.
- 1957—Mickey Mantle, N.Y.
- 1958—Jackie Jensen, Bos.
- 1959—Nellie Fox, Chi.
- 1960—Roger Maris, N.Y.
- 1961—Roger Maris, N.Y.
- 1962—Mickey Mantle, N.Y.
- 1963—Elston Howard, N.Y.
- 1964—Brooks Robinson, Bal.
- 1965—Zoilo Versalles, Min.
- 1966—Frank Robinson, Bal.
- 1967—Carl Yastrzemski, Bos.
- 1968—Denny McLain, Det.
- 1969—Harmon Killebrew, Min.
- 1970—Boog Powell, Bal.
- 1971—Vida Blue, Oak.
- 1972—Dick Allen, Chi.
- 1973—Reggie Jackson, Oak.
- 1974—Jeff Burroughs, Tex.
- 1975—Fred Lynn, Bos.
- 1976—Thurman Munson, N.Y.
- 1977—Rod Carew, Min.
- 1978—Jim Rice, Bos.
- 1979—**Don Baylor, Cal.**
- 1980—George Brett, K.C.
- 1981—Rollie Fingers, Mil.
- 1982—Robin Yount, Mil.
- 1983—Cal Ripken, Jr., Bal.
- 1984—Willie Hernandez, Det.
- 1985—Don Mattingly, N.Y.
- 1986—Roger Clemens, Bos.
- 1987—George Bell, Tor.
- 1988—Jose Canseco, Oak.
- 1989—Robin Yount, Mil.
- 1990—Rickey Henderson, Oak.
- 1991—Cal Ripken, Jr., Bal.
- 1992—Dennis Eckersley, Oak.
- 1993—Frank Thomas, Chi.
- 1994—Frank Thomas, Chi.
- 1995—Mo Vaughn, Bos.
- 1996—Juan Gonzalez, Tex.
- 1997—Ken Griffey Jr., Sea.
- 1998—Juan Gonzalez, Tex.
- 1999—Ivan Rodriguez, Tex.
- 2000—Jason Giambi, Oak.
- 2001—Ichiro Suzuki, Sea.
- 2002—Miguel Tejada, Oak.
- 2003—Alex Rodriguez, Tex.
- 2004—**Vladimir Guerrero, Ana.**
- 2005—Alex Rodriguez, N.Y.
- 2006—Justin Morneau, Min.
- 2007—Alex Rodriguez, N.Y.
- 2008—Dustin Pedroia, Bos.
- 2009—Joe Mauer, Minn.
- 2010—Josh Hamilton, Tex.
- 2011—Justin Verlander, Det.
- 2012—Miguel Cabrera, Det.
- 2013—Miguel Cabrera, Det.
- 2014—**Mike Trout, LAA**
- 2015—Josh Donaldson, Tor.
- 2016—**Mike Trout, LAA**
- 2017—Jose Altuve, Hou.
- 2018—Mookie Betts, Bos.
- 2019—**Mike Trout, LAA**
- 2020—Jose Abreu, Chi.
- 2021—**Shohei Ohtani, LAA**

NATIONAL LEAGUE

- 1931—Frank Frisch, StL.
- 1932—Chuck Klein, Phi.
- 1933—Carl Hubbell, N.Y.
- 1934—Dizzy Dean, StL.
- 1935—Gabby Hartnett, Chi.
- 1936—Carl Hubbell, N.Y.
- 1937—Joe Medwick, StL.
- 1938—Ernie Lombardi, Cin.
- 1939—Bucky Walters, Cin.
- 1940—Frank McCormick, Cin.
- 1941—Dolf Camilli, Bkn.
- 1942—Mort Cooper, StL.
- 1943—Stan Musial, StL.
- 1944—Marty Marion, StL.
- 1945—Phil Cavarretta, Chi.
- 1946—Stan Musial, StL.
- 1947—Bob Elliott, Bos.
- 1948—Stan Musial, StL.
- 1949—Jackie Robinson, Bkn.
- 1950—Jim Konstanty, Phi.
- 1951—Roy Campanella, Bkn.
- 1952—Hank Sauer, Bkn.
- 1953—Roy Campanella, Bkn.
- 1954—Willie Mays, N.Y.
- 1955—Roy Campanella, Bkn.
- 1956—Don Newcombe, Bkn.
- 1957—Hank Aaron, Mil.
- 1958—Ernie Banks, Chi.
- 1959—Ernie Banks, Chi.
- 1960—Dick Groat, Pit.
- 1961—Frank Robinson, Cin.
- 1962—Maury Wills, L.A.
- 1963—Sandy Koufax, L.A.
- 1964—Ken Boyer, StL.
- 1965—Willie Mays, S.F.
- 1966—Robeto Clemente, Pit.
- 1967—Orlando Cepeda, StL.
- 1968—Bob Gibson, StL.
- 1969—Willie McCovey, S.F.
- 1970—Johnny Bench, Cin.
- 1971—Joe Torre, Cin.
- 1972—Johnny Bench, Cin.
- 1973—Pete Rose, Cin.
- 1974—Steve Garvey, L.A.
- 1975—Joe Morgan, Cin.
- 1976—Joe Morgan, Cin.
- 1977—George Foster, Cin.
- 1978—Dave Parker, Pit.
- 1979—Keith Hernandez, StL.
& Willie Stargell, Pit.
- 1980—Mike Schmidt, Phi.
- 1981—Mike Schmidt, Phi.
- 1982—Dale Murphy, Atl.
- 1983—Dale Murphy, Atl.
- 1984—Ryne Sandberg, Chi.
- 1985—Willie McGee, StL.
- 1986—Mike Schmidt, Phi.
- 1987—Andre Dawson, Chi.
- 1988—Kirk Gibson, L.A.
- 1989—Kevin Mitchell, S.F.
- 1990—Barry Bonds, Pit.
- 1991—Terry Pendleton, Atl.
- 1992—Barry Bonds, Pit.
- 1993—Barry Bonds, S.F.
- 1994—Jeff Bagwell, Hou.
- 1995—Barry Larkin, Cin.
- 1996—Ken Caminiti, S.D.
- 1997—Larry Walker, Col.
- 1998—Sammy Sosa, Chi.
- 1999—Chipper Jones, Atl.
- 2000—Jeff Kent, S.F.
- 2001—Barry Bonds, S.F.
- 2002—Barry Bonds, S.F.
- 2003—Barry Bonds, S.F.
- 2004—Barry Bonds, S.F.
- 2005—Albert Pujols, StL.
- 2006—Ryan Howard, Phi.
- 2007—Jimmy Rollins, Phi.
- 2008—Albert Pujols, StL.
- 2009—Albert Pujols, StL.
- 2010—Joey Votto, Cin.
- 2011—Ryan Braun, Mil.
- 2012—Buster Posey, S.F.
- 2013—Andrew McCutchen, Pit.
- 2014—Clayton Kershaw, L.A.
- 2015—Bryce Harper, Was.
- 2016—Kris Bryant, Chi.
- 2017—Giancarlo Stanton, Mia.
- 2018—Christian Yelich, Mil.
- 2019—Cody Bellinger, L.A.
- 2020—Freddie Freeman, Atl.
- 2021—Bryce Harper, Phi.

MLB CY YOUNG MEMORIAL AWARD



AMERICAN LEAGUE

1958—Bob Turley, N.Y.
 1959—Early Wynn, Chi. ★
 1961—Whitey Ford, N.Y. ★
 1964—**Dean Chance, L.A.** ★
 1967—Jim Lonborg, Bos.
 1968—Denny McLain, Det.
 1969—Mike Cuellar, Bal.
 & Denny McLain, Det.
 1970—Jim Perry, Min.
 1971—Vida Blue, Oak.
 1972—Gaylord Perry, Cle.
 1973—Jim Palmer, Bal.
 1974—Jim Hunter, Oak.
 1975—Jim Palmer, Bal.
 1976—Jim Palmer, Bal.
 1977—Sparky Lyle, N.Y.
 1978—Ron Guidry, N.Y.
 1979—Mike Flanagan, Bal.
 1980—Steve Stone, Bal.
 1981—Rollie Fingers, Mil.
 1982—Pete Vuckovich, Mil.
 1983—LaMarr Hoyt, Chi.
 1984—Willie Hernandez, Det.
 1985—Bret Saberhagen, K.C.
 1986—Roger Clemens, Bos.
 1987—Roger Clemens, Bos.
 1988—Frank Viola, Min.
 1989—Bret Saberhagen, K.C.
 1990—Bob Welch, Oak.
 1991—Roger Clemens, Bos.
 1992—Dennis Eckersley, Oak.
 1993—Jack McDowell, Chi.
 1994—David Cone, K.C.
 1995—Randy Johnson, Sea.

1996—Pat Hentgen, Tor.
 1997—Roger Clemens, Tor.
 1998—Roger Clemens, Tor.
 1999—Pedro Martinez, Bos.
 2000—Pedro Martinez, Bos.
 2001—Roger Clemens, N.Y.
 2002—Barry Zito, Oak.
 2003—Roy Halladay, Tor.
 2004—Johan Santana, Min.
 2005—**Bartolo Colon, LAA**
 2006—Johan Santana, Min.
 2007—C.C. Sabathia, Cle.
 2008—Cliff Lee, Cle.
 2009—Zack Greinke, K.C.
 2010—Felix Hernandez, Sea.
 2011—Justin Verlander, Det.
 2012—David Price, T.B.
 2013—Max Scherzer, Det.
 2014—Corey Kluber, Cle.
 2015—Dallas Keuchel, Hou.
 2016—Rick Porcello, Bos.
 2017—Corey Kluber, Cle.
 2018—Blake Snell, T.B.
 2019—Justin Verlander, Hou.
 2020—Shane Bieber, Cle.
 2021—Robbie Ray, Tor.

NATIONAL LEAGUE

1956—Don Newcombe, Bkn. ★
 1957—Warren Spahn, Mil. ★
 1960—Vernon Law, Pit. ★
 1962—Don Drysdale, L.A. ★
 1963—Sandy Koufax, L.A. ★
 1965—Sandy Koufax, L.A. ★
 1966—Sandy Koufax, L.A. ★
 1967—Mike McCormick, S.F.
 1968—Bob Gibson, StL.
 1969—Tom Seaver, N.Y.
 1970—Bob Gibson, StL.
 1971—Fergie Jenkins, Chi.
 1972—Steve Carlton, Phi.
 1973—Tom Seaver, N.Y.
 1974—Mike Marshall, L.A.
 1975—Tom Seaver, N.Y.
 1976—Randy Jones, S.D.
 1977—Steve Carlton, Phi.
 1978—Gaylord Perry, S.D.
 1979—Bruce Sutter, Chi.
 1980—Steve Carlton, Phi.
 1981—Fernando Valenzuela, L.A.
 1982—Steve Carlton, Phi.
 1983—John Denny, Phi.
 1984—Rick Sutcliffe, Chi.
 1985—Dwight Gooden, N.Y.
 1986—Mike Scott, Hou.
 1987—Steve Bedrosian, Phi.
 1988—Orel Hershisier, L.A.
 1989—Mark Davis, S.D.
 1990—Doug Drabek, Pit.
 1991—Tom Glavine, Atl.
 1992—Greg Maddux, Chi.

1993—Greg Maddux, Atl.
 1994—Greg Maddux, Atl.
 1995—Greg Maddux, Atl.
 1996—John Smoltz, Atl.
 1997—Pedro Martinez, Mon.
 1998—Tom Glavine, Atl.
 1999—Randy Johnson, Ari.
 2000—Randy Johnson, Ari.
 2001—Randy Johnson, Ari.
 2002—Randy Johnson, Ari.
 2003—Eric Gagne, L.A.
 2004—Roger Clemens, Hou.
 2005—Chris Carpenter, StL.
 2006—Brandon Webb, Ari.
 2007—Jake Peavy, S.D.
 2008—Tim Lincecum, S.F.
 2009—Tim Lincecum, S.F.
 2010—Roy Halladay, Phi.
 2011—Clayton Kershaw, L.A.
 2012—R.A. Dickey, N.Y.
 2013—Clayton Kershaw, L.A.
 2014—Clayton Kershaw, L.A.
 2015—Jake Arrieta, Chi.
 2016—Max Scherzer, Was.
 2017—Max Scherzer, Was.
 2018—Jacob deGrom, N.Y.
 2019—Jacob deGrom, N.Y.
 2020—Trevor Bauer, Cin.
 2021—Corbin Burnes, Mil.

★ Combined Selection

ANGELS WALK-OFF HOME RUNS (LAST 20 SEASONS)

Date	Opp.	Inn.	Player
04/28/2002	DET	14	David Eckstein (Grand Slam)
05/08/2002	TOR	9	Troy Glaus
05/25/2002	MIN	13	Tim Salmon
06/05/2002	TEX	10	Troy Glaus
09/16/2003	OAK	9	Scott Spiezio
09/23/2003	SEA	11	Tim Salmon
07/31/2004	SEA	11	Jose Guillen
08/29/2004	MIN	9	Adam Kennedy
04/21/2005	CLE	10	Orlando Cabrera
05/27/2005	KC	10	Dallas McPherson
06/18/2005	FLA	10	Vladimir Guerrero
09/05/2006	BAL	10	Adam Kennedy
06/03/2007	BAL	9	Vladimir Guerrero
04/07/2008	CLE	9	Torii Hunter (Grand Slam)
09/12/2008	SEA	9	Mike Napoli
05/29/2010	SEA	10	Kendrys Morales (Grand Slam)
05/30/2010	SEA	9	Howie Kendrick
08/11/2010	KC	10	Bobby Abreu
09/10/2010	SEA	14	Bobby Abreu
07/08/2011	SEA	9	Mark Trumbo
08/18/2011	TEX	9	Mark Trumbo
05/28/2012	NYG	9	Mark Trumbo
04/21/2013	DET	13	Mark Trumbo
04/23/2013	TEX	11	Howie Kendrick

Date	Opp.	Inn.	Player
07/06/2013	BOS	11	Josh Hamilton
08/17/2013	HOU	10	Josh Hamilton
04/16/2014	OAK	12	Chris Iannetta
05/15/2014	TB	9	Mike Trout
06/10/2014	OAK	14	Collin Cowgill
07/04/2014	HOU	9	Mike Trout
08/09/2014	BOS	19	Albert Pujols
05/05/2015	SEA	9	Carlos Perez
07/17/2015	BOS	9	Mike Trout
09/26/2015	SEA	9	David Freese
05/31/2016	DET	9	C.J. Cron
08/03/2016	OAK	9	Albert Pujols
04/04/2018	CLE	13	Zack Cozart
07/27/2018	SEA	10	Kole Calhoun
09/24/2018	TEX	11	Jose Briceño
09/30/2018	OAK	9	Taylor Ward
07/28/2019	BAL	9	Matt Thaiss
08/17/2020	SF	9	Tommy La Stella
04/04/2021	CWS	9	Jared Walsh

MLB



AMERICAN LEAGUE

1949—Roy Sievers, StL.
1950—Walt Dropo, Bos.
1951—Gil McDougald, N.Y.
1952—Harry Byrd, Phi.
1953—Harvey Kuenn, Det.
1954—Bob Grim, N.Y.
1955—Herb Score, Cle.
1956—Luis Aparicio, Chi.
1957—Tony Kubek, N.Y.
1958—Albie Pearson, Was.
1959—Bob Allison, Was.
1960—Ron Hansen, Bal.
1961—Don Schwall, Bos.
1962—Tom Tresh, N.Y.
1963—Gary Peters, Chi.
1964—Tony Oliva, Min.
1965—Curt Blefary, Bal.
1966—Tommie Agee, Chi.
1967—Rod Carew, Min.
1968—Stan Bahnsen, N.Y.
1969—Lou Piniella, K.C.
1970—Thurman Munson, N.Y.
1971—Chris Chambliss, Cle.
1972—Carlton Fisk, Bos.
1973—Al Bumbry, Bal.
1974—Mike Hargrove, Tex.
1975—Fred Lynn, Bos.
1976—Mark Fidrych, Det.
1977—Eddie Murray, Bal.
1978—Lou Whitaker, Det.

1979—John Castino, Min.
Alfredo Griffin, Tor.
1980—Joe Charboneau, Cle.
1981—Dave Righetti, N.Y.
1982—Cal Ripken, Jr., Bal.
1983—Ron Kittle, Chi.
1984—Alvin Davis, Sea.
1985—Ozzie Guillen, Chi.
1986—Jose Canseco, Oak.
1987—Mark McGwire, Oak.
1988—Walt Weiss, Oak.
1989—Gregg Olson, Bal.
1990—Sandy Alomar, Jr., Cle.
1991—Chuck Knoblauch, Min.
1992—Pat Listach, Mil.
1993—Tim Salmon, Cal.
1994—Bob Hamelin, K.C.
1995—Marty Cordova, Min.
1996—Derek Jeter, N.Y.
1997—Nomar Garciaparra, Bos.
1998—Ben Grieve, Oak.
1999—Carlos Beltran, K.C.
2000—Kazuhiko Sasaki, Sea.
2001—Ichiro Suzuki, Sea.
2002—Eric Hinske, Tor.
2003—Angel Berroa, K.C.
2004—Bobby Crosby, Oak.
2005—Huston Street, Oak.
2006—Justin Verlander, Det.
2007—Dustin Pedroia, Bos.

2008—Evan Longoria, T.B.
2009—Andrew Bailey, Oak.
2010—Neftali Feliz, Tex.
2011—Jeremy Hellickson, T.B.
2012—Mike Trout, LAA
2013—Wil Myers, T.B.
2014—Jose Abreu, Chi.
2015—Carlos Correa, Hou.
2016—Michael Fulmer, Det.
2017—Aaron Judge, N.Y.
2018—Shohei Ohtani, LAA
2019—Yordan Alvarez, Hou.
2020—Kyle Lewis, Sea.
2021—Randy Arozarena, T.B.

NATIONAL LEAGUE

1947—Jackie Robinson, Bkn.★
1948—Alvin Dark, Bos.★
1949—Don Newcombe, Bkn.
1950—Sam Jethroe, Bos.
1951—Willie Mays, N.Y.
1952—Joe Black, Bkn.
1953—Jim Gilliam, Bkn.
1954—Wally Moon, StL.
1955—Bill Virdon, StL.
1956—Frank Robinson, Cin.
1957—Jack Sanford, Phi.
1958—Orlando Cepeda, S.F.
1959—Willie McCovey, S.F.
1960—Frank Howard, L.A.
1961—Billy Williams, Chi.
1962—Ken Hubbs, Chi.
1963—Pete Rose, Cin.
1964—Dick Allen, Phi.
1965—Jim Lefebvre, L.A.
1966—Tommy Helms, Cin.
1967—Tom Seaver, N.Y.
1968—Johnny Bench, Cin.
1969—Ted Sizemore, L.A.
1970—Carl Morton, Mon.
1971—Earl Williams, Atl.
1972—Jon Matlack, N.Y.
1973—Gary Matthews, S.F.
1974—Bake McBride, StL.
1975—John Montefusco, S.F.
1976—Butch Metzger, S.D.
Pat Zachry, Cin.
1977—Andre Dawson, Mon.

1978—Bob Horner, Atl.
1979—Rick Sutcliffe, L.A.
1980—Steve Howe, L.A.
1981—Fernando Valenzuela, L.A.
1982—Steve Sax, L.A.
1983—Darryl Strawberry, N.Y.
1984—Dwight Gooden, N.Y.
1985—Vince Coleman, StL.
1986—Todd Worrell, StL.
1987—Benito Santiago, S.D.
1988—Chris Sabo, Cin.
1989—Jerome Walton, Chi.
1990—Dave Justice, Atl.
1991—Jeff Bagwell, Hou.
1992—Eric Karros, L.A.
1993—Mike Piazza, L.A.
1994—Raul Mondesi, L.A.
1995—Hideo Nomo, L.A.
1996—Todd Hollandsworth, L.A.
1997—Scott Rolen, Phi.
1998—Kerry Wood, Chi.
1999—Scott Williamson, Cin.
2000—Rafael Furcal, Atl.
2001—Albert Pujols, StL.
2002—Jason Jennings, Col.
2003—Dontrelle Willis, Fla.
2004—Jason Bay, Pit.
2005—Ryan Howard, Phi.
2006—Hanley Ramirez, Fla.
2007—Ryan Braun, Mil.
2008—Geovany Soto, Chi.
2009—Chris Coghlan, Fla.

2010—Buster Posey, S.F.
2011—Craig Kimbrel, Atl.
2012—Bryce Harper, Was.
2013—Jose Fernandez, Mia.
2014—Jacob deGrom, N.Y.
2015—Kris Bryant, Chi.
2016—Corey Seager, L.A.
2017—Cody Bellinger, L.A.
2018—Ronald Acuña Jr., Atl.
2019—Pete Alonso, N.Y.
2020—Devin Williams, Mil.
2021—Jonathan India, Cin.

★ Combined Selection

SPRING TRAINING





The Angels will hold Spring Training for the 30th consecutive season (since 1993) in Tempe, AZ, where the Club plays home games at Tempe Diablo Stadium.

Tempe Diablo Stadium is now the oldest active ballpark in the Cactus League after Oakland moved out of Phoenix Municipal Stadium (1964) following the 2014 season.

The Halos initially signed a 25-year lease (including two five-year options) with the city of Tempe on July 25, 1991, making Tempe Diablo Stadium their Spring Training facility until 2017. On November 8, 2004, the Angels and the city agreed to an extended lease through the year 2025. As part of that agreement, the complex was expanded and renovated to include the Club's minor league spring operations, a project that was completed in time for the 2006 Spring Training. Additional improvements completed in the renovation included: practice fields expanded and constructed to create four additional lighted ball fields; refurbished clubhouses and expanded dugouts; new state-of-the-art seating and a new sound system.

Tempe Diablo Stadium, which is owned and operated by the City of Tempe Parks and Recreation Department, previously housed the Seattle Pilots/Milwaukee Brewers (1969-71) and Seattle Mariners (1977-92).

In 1992, the stadium was completely rebuilt and renovated with the combined efforts of HOK Sports Facilities Group and the Angels. Groundbreaking for the stadium took place, Apr. 22, 1992 with an estimated cost of \$5.8 million to complete. Two-thirds of the funding was provided by Maricopa County and one-third by the city of Tempe. All revenues from food and beverage concessions, parking, souvenirs and in-stadium advertising are shared equally by the City of Tempe and the Angels, while the city receives 20% of revenues from ticket sales.

Dedication ceremonies for Tempe Diablo Stadium took place Feb. 27, 1993, with the Angels playing their first spring home game, Mar. 7, 1993 against Oakland.

The current Tempe Diablo Stadium complex includes six-and-a-half practice fields in addition to the main stadium, which was dedicated as Gene Autry Field in 1999 in honor of the former Angels owner who passed away after the 1998 season.

TEMPE DIABLO FACTS & FIGURES

Address (MLB): 2200 W. Alameda, Tempe, AZ 85282
Address (Minors): 2225 W. Westcourt Way, Tempe, AZ 85282
Owners: City of Tempe Parks and Recreation Department
Tenant: Los Angeles Angels
Architect: DLR Group (2006 renovation)/HOK Sports (1992)
Builder: Moline Construction (2006)/Weitz Company (1992)
Cost: 20 million (2006 est.)/5.8 million (1992 est.)
Groundbreaking Dates: Apr. 13, 2005/Apr. 22, 1992
Stadium Area: 75 acres

Parking Facilities: East and West parking lots with nearly 1,350 paved parking spaces; one disabled accessible entry ramp, field and service access.

Seating Capacity: 9,708
 3,110: Field Box Seats
 3,013: Field MVP Seats
 291: Home Plate MVP
 41: Suites
 503: Grandstand seats
 2,600: Lawn seats (estimate)
 150: Bud Patio Pavilion

FAN ACCOMMODATIONS

(ALL WITH DISABLED ACCESS)

3 WOMEN'S RESTROOMS	1 GUEST SERVICES OFFICE
3 MEN'S RESTROOMS	1 FIRST AID STATION
1 FAMILY RESTROOM	1 BOX OFFICE
5 CONCESSION STANDS	8 TICKET WINDOWS
1 WALK-IN TEAM STORE	2 PICNIC AREAS

DIMENSIONS

LEFT FIELD LINE	340'
RIGHT FIELD LINE	360'
POWER ALLEYS	400'
CENTER	420'
FENCE HEIGHT IS EIGHT FEET	
PLAYING TURF IS BERMUDA	

SPRING TRAINING

SPRING TRAINING TEMPE DIABLO STADIUM



ANGELS SPRING TRAINING SITES

Beginning in 1961, the Angels played their Spring Training contests at Angels Stadium in Palm Springs (Coachella Valley). The facility was formerly called the Polo Grounds until switching its name in 1964.

On Dec. 19, 1965, the Angels signed an agreement to also hold Spring Training in Holtville, CA, located approximately 10 miles east of El Centro. The Club annually spent 10 days to two weeks at the four-diamond complex from 1966 through 1979, before returning on a full-time basis to Palm Springs in 1980.

In 1982 and 1983, the Angels divided spring headquarters between Casa Grande, AZ and Palm Springs.

On Apr. 1, 1992, the Halos defeated San Diego, 3-1 at Palm Springs Angels Stadium in the final exhibition game of Spring Training. The contest was historic in that it marked the final Spring Training game for the Angels in Palm Springs, CA, their Cactus League home for 32 years.

1961-65 Palm Springs, CA
1966-79 Holtville, CA/ Palm Springs, CA
1980-81 Palm Springs, CA

1982-83 Casa Grande, AZ/Palm Springs, CA
1984-92 Mesa, AZ/Palm Springs, CA
1993-Present Tempe, AZ



Hall-of-Famers Don Drysdale and Dick Enberg broadcasting the game from atop the press box in Palm Springs



Nolan Ryan at Spring Training in Palm Springs

SPRING TRAINING

Tempe Diablo Stadium

2200 West Alameda Drive
Tempe, AZ 85282
(480) 350-5205 (Main Info. Line)
(480) 350-5265 (Stadium Manager)
(480) 858-7573 (Press Box)
@diablostadium

MAJOR LEAGUE CAMP


Tempe Diablo Minor League Complex
2225 W. Westcourt Way
Tempe, AZ 85282
(480) 858-7558

MINOR LEAGUE CAMP

8045 W Camelback Road
Scottsdale, AZ 85251

TEMPE DIABLO STADIUM AND MINOR LEAGUE COMPLEX STAFF

Jerry Hall..... Tempe Diablo Stadium Manager
Mike Clark..... Public Works Supervisor (Groundscrew lead)
Louie Raya Minor League Equipment Manager
Janelle Wakefield..... Spring Training Receptionist



FRED HANEY MEMORIAL AWARD

Awarded to the outstanding Angels rookie(s) during Spring Training.

- 1980 — Alfredo Martinez
- 1981 — Mike Witt
- 1982 — Angel Moreno
- 1983 — Mike Brown
- 1984 — Ron Romanick
- 1985 — Pat Clements, Jack Howell, Wally Joyner
- 1986 — Wally Joyner
- 1987 — Devon White
- 1988 — Frank DiMichele
- 1989 — Dante Bichette
- 1990 — John Orton
- 1991 — Bobby Rose
- 1992 — Chad Curtis
- 1993 — Darryl Scott
- 1994 — Jim Edmonds
- 1995 — No recipient due to strike
- 1996 — George Arias
- 1997 — Jason Dickson
- 1998 — Troy Glaus
- 1999 — Mike Fyhrie & Keith Luuloa
- 2000 — Bengie Molina

- 2001 — David Eckstein
- 2002 — Gary Johnson
- 2003 — Dusty Bergman
- 2004 — Brian Specht
- 2005 — Maicer Izturis
- 2006 — Kendrys Morales
- 2007 — Nick Gorneault
- 2008 — Darren O'Day
- 2009 — Matt Brown
- 2010 — Michael Kohn
- 2011 — Mark Trumbo
- 2012 — Kole Calhoun
- 2013 — Luis Jimenez
- 2014 — Matt Long
- 2015 — Drew Rucinski
- 2016 — Rafael Ortega
- 2017 — Nolan Fontana
- 2018 — David Fletcher
- 2019 — Matt Thaiss
- 2020 — No recipient due to COVID-19
- 2021 — Jose Rojas



SPRING TRAINING 2022 SCHEDULE



DAY	DATE	OPPONENT	LOCATION	TIME
3/18	Fri.	Oakland	Mesa	1:05 PM
3/19	Sat.	Arizona	Tempe Diablo Stadium	1:10 PM
3/20	Sun.	Seattle	Peoria	1:10 PM
3/21	Mon.	Kansas City	Tempe Diablo Stadium	1:10 PM
3/22	Tues.	Colorado	Tempe Diablo Stadium	1:10 PM
3/23	Wed.	San Diego	Peoria	1:10 PM
3/24	Thurs.	Chicago (N.L.)	Tempe Diablo Stadium	1:10 PM
3/25	Fri.	Arizona	Scottsdale	1:10 PM
3/26	Sat.	Chicago (A.L.)	Glendale	1:05 PM
3/27	Sun.	San Francisco	Tempe Diablo Stadium	1:10 PM
3/28	Mon.	Oakland	Tempe Diablo Stadium	1:10 PM
3/29	Tues.	Colorado	Scottsdale	1:10 PM
3/30	Wed.	OFF DAY		
3/31	Thurs.	Milwaukee	Maryvale	1:10 PM
4/1	Fri.	Cincinnati	Tempe Diablo Stadium	1:10 PM
4/2	Sat.	Chicago (N.L.)	Mesa	12:05 PM
4/3	Sun.	Los Angeles (N.L.)	Angel Stadium	6:05 PM
4/4	Mon.	Los Angeles (N.L.)	Dodger Stadium	6:10 PM
4/5	Tues.	Los Angeles (N.L.)	Dodger Stadium	6:10 PM

All Times are Pacific Time

Red Indicates Home Game

Game Times Subject to Change



Player	Team	B	AVG	G	AB	R	H	TB	2B	3B	HR	RBI	BB	IBB	SO	SB	CS	OBP	SLG	OPS	PA	SAC	SF	HBP	GDP
Adams, J	LAA	R	.056	15	18	3	1	4	0	0	1	4	1	0	10	0	0	.105	.222	.327	19	0	0	0	1
Adell, J	LAA	R	.250	16	20	6	5	12	1	0	2	6	6	0	6	1	0	.423	.600	1.023	26	0	0	0	2
Barreto, J	LAA	R	.350	14	20	3	7	13	3	0	1	2	1	0	8	1	2	.409	.650	1.059	22	0	0	1	0
Bombomb, A	LAA	L	.143	12	21	1	3	3	0	0	0	1	1	0	3	0	0	.182	.143	.325	22	0	0	0	0
Buttrey, T	LAA	L	.000	2	0	0	0	0	0	0	0	0	0	0	0	0	0	.000	.000	.000	0	0	0	0	0
Claudio, A	LAA	L	.000	1	0	0	0	0	0	0	0	0	0	0	0	0	0	.000	.000	.000	0	0	0	0	0
Fletcher, D	LAA	R	.286	20	49	6	14	16	2	0	0	5	3	0	10	0	0	.327	.327	.654	53	1	0	0	0
Fowler, D	LAA	S	.209	19	43	5	9	16	4	0	1	5	1	0	12	0	0	.217	.372	.589	46	2	0	0	0
Gosselin, P	LAA	R	.231	21	26	4	6	16	1	0	3	6	2	0	10	0	0	.286	.615	901	28	0	0	0	0
Graterol, J	LAA	R	.300	9	10	1	3	4	1	0	0	2	0	0	3	0	0	.300	.400	.700	10	0	0	0	0
Guerra, J	LAA	R	.000	1	0	0	0	0	0	0	0	0	0	0	0	0	0	.000	.000	.000	0	0	0	0	0
Iglesias, J	LAA	R	.224	20	49	5	11	22	1	2	2	6	1	0	4	0	0	.255	.449	.704	51	0	0	1	1
Iglesias, R	LAA	R	.000	2	0	0	0	0	0	0	0	0	0	0	0	0	0	.000	.000	.000	0	0	0	0	0
Jackson, J	LAA	R	.000	12	11	1	1	0	0	0	0	1	1	0	5	0	1	.143	.000	.143	14	0	1	1	0
Jay, J	LAA	L	.061	18	33	5	2	7	0	1	1	3	1	0	11	0	0	.135	.212	.347	37	0	1	2	1
Kruger, J	LAA	R	.267	11	15	1	4	4	0	0	0	0	0	0	5	0	1	.267	.267	.534	15	0	0	0	0
Lagares, J	LAA	R	.366	20	41	9	15	23	2	0	2	8	2	0	7	3	0	.409	.561	.970	44	0	0	1	0
Lund, B	LAA	L	.154	12	13	0	2	4	0	1	0	1	0	0	7	0	0	.154	.308	.462	13	0	0	0	0
Marsh, B	LAA	L	.286	12	14	2	4	8	0	0	0	1	2	0	8	0	2	.412	.571	.983	17	0	0	1	0
Mayers, M	LAA	R	.000	2	0	0	0	0	0	0	0	0	0	0	0	0	0	.000	.000	.000	0	0	0	0	0
Mayfield, J	LAA	R	.294	14	17	1	5	7	2	0	0	1	0	0	0	0	0	.294	.412	.706	17	0	0	0	0
Murline, A	LAA	R	.125	9	8	2	1	1	0	0	0	1	0	0	4	0	0	.300	.125	.425	10	0	0	1	0
Ohtani, S	LAA	L	.548	13	31	11	17	32	0	0	5	8	3	0	4	2	0	.571	1.032	1.603	35	0	1	0	0
Piña, K	LAA	R	.333	3	3	1	1	1	0	0	0	0	0	0	0	0	0	.333	.333	.666	3	0	0	0	1
Pujols, A	LAA	R	.313	19	48	5	15	23	5	0	1	6	3	0	5	0	0	.365	.479	.844	52	0	0	1	2
Reed, J	LAA	R	.000	1	0	0	0	0	0	0	0	0	0	0	0	0	0	.000	.000	.000	0	0	0	0	0
Rendon, A	LAA	R	.237	17	38	4	9	19	4	0	2	3	9	0	0	0	0	.396	.500	.896	48	0	0	1	1
Renfijo, L	LAA	S	.250	20	28	4	7	11	1	0	1	7	6	0	7	2	0	.405	.393	.798	37	0	1	2	2
Rodriguez, C	LAA	R	.000	2	0	0	0	0	0	0	0	0	0	0	0	0	0	.000	.000	.000	0	0	0	0	0
Rojas, J	LAA	L	.282	26	39	10	11	21	2	1	2	6	10	0	7	0	1	.420	.538	.958	50	0	1	0	1
Schebler, S	LAA	L	.290	23	31	6	9	20	2	0	3	10	2	0	11	0	1	.343	.645	.988	35	0	1	1	1
Siegers, A	LAA	R	.000	1	0	0	0	0	0	0	0	0	0	0	0	0	0	.000	.000	.000	0	0	0	0	0
Soto, L	LAA	L	.000	12	10	2	0	0	0	0	0	0	3	0	6	0	0	.231	.000	.231	13	0	0	0	0
Stassi, M	LAA	R	.240	10	25	2	6	13	4	0	1	2	2	0	12	0	0	.296	.520	.816	27	0	0	0	0
Suzuki, K	LAA	R	.261	12	23	3	6	6	0	0	0	4	2	0	2	0	0	.393	.261	.654	28	0	0	3	0
Thaiss, M	LAA	L	.105	12	19	1	2	3	1	0	0	0	1	0	9	0	0	.190	.158	.348	21	0	0	1	0
Trout, M	LAA	R	.300	19	40	6	12	17	2	0	1	8	8	0	14	0	0	.429	.425	.854	49	0	0	1	1
Upton, J	LAA	R	.364	19	44	10	16	32	4	0	4	11	2	0	12	2	0	.404	.727	1.131	47	0	0	1	1
Walsh, J	LAA	L	.217	19	46	8	10	11	1	0	0	4	5	0	14	1	0	.283	.239	.522	53	0	2	0	0
Ward, T	LAA	R	.400	17	25	10	10	22	1	1	3	8	5	0	1	0	0	.484	.880	1.364	31	0	1	0	1
Wenson, H	LAA	R	.000	1	0	0	0	0	0	0	0	0	0	0	0	0	0	.000	.000	.000	0	0	0	0	0
Wong, K	LAA	L	.238	17	21	4	5	5	0	0	0	1	2	0	8	0	1	.292	.238	.530	24	0	1	0	0

LAA .259 29 879 142 228 396 44 8 36 131 86 0 238 13 9 .334 .451 .785 997 1 12 19 16

Player	Team	W	L	ERA	G	GS	CG	SHO	GF	HLD	SV	SVO	IP	H	R	ER	HR	HB	BB	IBB	SO	AVG	WP	BK	GDP	TBF
Bard, L	LAA	0	0	40.50	2	0	0	0	0	0	0	0	1.1	6	6	6	0	0	0	0	1	.667	0	0	0	12
Barria, J	LAA	1	1	7.45	4	3	0	0	0	0	0	0	9.2	10	8	8	4	0	2	0	10	.256	0	0	0	41
Brady, D	LAA	0	0	2.45	4	0	0	0	2	1	0	0	3.2	2	1	1	1	1	3	0	4	.182	0	0	1	15
Bundy, D	LAA	0	0	3.12	4	4	0	0	0	0	0	0	17.1	13	7	6	2	0	2	0	16	.213	1	0	2	65
Buttrey, T	LAA	1	0	3.86	7	0	0	0	0	1	0	1	7.0	9	5	3	0	1	4	0	7	.290	0	0	1	36
Canning, G	LAA	2	1	6.75	5	4	0	0	0	0	0	0	14.2	17	11	11	3	0	10	0	17	.288	1	0	1	70
Chavez, J	LAA	0	0	14.54	5	0	0	0	1	1	0	0	4.1	9	7	7	1	0	3	0	2	.429	0	0	0	25
Cishek, S	HOU	0	0	3.52	7	0	0	0	1	4	0	0	7.2	7	3	3	3	0	2	0	12	.241	0	0	0	31
Cishek, S	LAA	0	0	0.00	1	0	0	0	0	0	0	0	1.0	1	0	0	0	0	0	0	0	.333	0	0	1	3
Cishek, S	2 Teams	0	0	3.12	8	0	0	0	1	4	0	0	8.2	8	3	3	3	0	2	0	12	.250	0	0	1	34
Claudio, A	LAA	0	0	6.14	7	0	0	0	0	1	0	0	7.1	8	5	5	0	0	3	0	4	.286	3	1	0	33
Cobb, A	LAA	1	0	2.35	3	3	0	0	0	0	0	0	7.2	4	2	2	0	1	4	0	8	.154	0	0	0	31
Daniel, D	LAA	0	0	4.50	2	0	0	0	0	1	0	0	2.0	2	1	1	0	0	0	0	2	.250	0	0	0	8
Detmers, R	LAA	0	0	4.50	2	0	0	0	1	1	0	0	2.0	1	1	1	1	0	1	0	2	.143	0	0	0	8
Faria, J	LAA	0	0	2.89	8	0	0	0	3	3	1	1	9.1	5	3	3	1	1	6	0	8	.156	0	0	0	40
Guerra, J	LAA	0	1	9.00	5	0	0	0	0	0	0	0	7.0	8	7	7	2	0	4	0	7	.276	0	0	0	34
Heaney, A	LAA	0	1	7.41	5	5	0	0	0	0	0	0	17.0	19	14	14	4	1	9	0	21	.292	0	0	2	76
Iglesias, R	LAA	2	1	3.12	10	0	0	0	1	1	0	1	8.2	9	4	3	2	0	2	0	13	.250	0	0	0	38
Keller, K	LAA	0	1	6.14	6	0	0	0	4	1	1	2	7.1	7	5	5	1	0	3	0	9	.250	0	0	0	31
Mayers, M	LAA	2	1	5.40	10	0	0	0	3	2	0	1	8.1	9	5	5	1	1	1	0	14	.273	0	0	1	35
McCurry, B	LAA	0	1	40.50	1	0	0	0	0	0	0	0	0.2	3	3	3	0	1	1	0	0	.600	0	0	0	7
Ohtani, S	LAA	0	3	12.19	4	4	0	0	0	0	0	0	10.1	15	14	14	4	0	10	0	17	.326	1	0	0	56
Pannone, T	LAA	0	0	12.00	4	0	0	0	3	0	2	2	3.0	3	4	4	1	0	4	0	2	.273	0	0	1	15
Peña, F	LAA	0	0	9.82	4	0	0	0	1	1	1	1	3.2	6	4	4	3	0	1	0	4	.353	0	0	0	18
Peters, D	LAA	0	0	1.93	4																					

SPRING TRAINING RECORDS & ATTENDANCE



(VERSUS MAJOR LEAGUE COMPETITION ONLY)

Year	Won	Lost	Ties [^]	Pct.	Home	GAMES IN ANAHEIM ONLY	Attendance	
					Attendance			
1961	7	10	-	.412	20,850	1966 —	Giants 9, Angels 5	40,432
1962	16	13	-	.552	22,546		Angels 6, Giants 5	22,841
1963	18	10	-	.643	25,808	1968 —	Mets 4, Angels 2	5,057
1964	14	13	-	.519	27,343		Angels 4, Giants 1	8,538
1965	9	14	-	.391	26,880	1969 —	Dodgers 4, Angels 2	10,197
1966	15	13	-	.536	27,307		A's 8, Angels 6	1,741
1967	11	14	-	.440	25,725	1970 —	Dodgers 4, Angels 2	18,600
1968	13	12	-	.520	28,462		Dodgers 10, Angels 4	15,620
1969	13	14	-	.481	23,289	1971 —	Angels 4, Dodgers 3	21,857
1970	10	16	-	.385	22,378	1973 —	Angels 5, Dodgers 4	16,308
1971	9	15	-	.375	28,290		Dodgers 5, Angels 1	19,137
1972	7	13	-	.350	23,956	1974 —	Angels 7, Dodgers 5	24,634
1973	9	13	-	.409	23,656	1975 —	Dodgers 9, Angels 2	25,589
1974	11	10	-	.524	24,388		Dodgers 2, Angels 0	18,265
1975	15	9	-	.625	28,187	1976 —	Angels 3, Dodgers 3 (rain)	22,639
1976	8	3	-	.727	10,456	1977 —	Dodgers 5, Angels 0	29,678
1977	14	13	-	.519	29,485		Dodgers 10, Angels 3	36,732
1978	15	11	-	.577	32,946	1978 —	Angels 10, Dodgers 1	40,591
1979	14	11	-	.560	34,660	1979 —	Angels 7, Dodgers 4	41,674
1980	6	22	-	.214	35,875	1981 —	Dodgers 4, Angels 1	48,331
1981	16	9	-	.640	41,140		Angels 6, Dodgers 5	58,535
1982	12	12	-	.500	45,099	1982 —	Angels 5, Angels 4	61,026
1983	15	9	1	.625	50,421	1983 —	Angels 7, Dodgers 4	57,408
1984	13	12	0	.520	43,463		Dodgers 4, Angels 2	62,877
1985	15	11	0	.577	48,102	1984 —	Dodgers 7, Angels 0	62,921
1986	15	14	0	.517	53,158	1985 —	Dodgers 1, Angels 0	★62,968
1987	15	15	0	.500	57,527		Dodgers 9, Angels 7	37,888
1988	15	14	0	.517	58,847	1986 —	Angels 10, Dodgers 8	61,538
1989	14	15	0	.483	56,034	1987 —	Angels 1, Dodgers 0	42,273
1990	6	10	0	.375	14,324		Angels 2, Dodgers 1	61,272
1991	13	15	0	.464	57,399	1988 —	Angels 6, Dodgers 1	41,511
1992	16	13	0	.552	55,983	1989 —	Dodgers 3, Angels 1	45,795
1993	14	16	0	.467	94,103		Angels 8, Dodgers 7	58,874
1994	10	19	0	.345	90,800	1990 —	Dodgers 5, Angels 4	47,555
1995*	13	12	1	.520	27,687	1991 —	Dodgers 3, Angels 1	59,090
1995#	7	4	1	.636	9,782		Angels 6, Dodgers 4	43,011
1996	21	10	1	.677	68,270	1992 —	Angels 1, Dodgers 0	55,983
1997	9	21	0	.300	50,544	1993 —	Angels 5, Dodgers 3	46,768
1998	16	15	1	.516	59,810		Padres 6, Angels 4	15,534
1999	13	15	0	.464	62,610	1994 —	Angels 5, Dodgers 2	47,735
2000	14	16	0	.467	59,291		Angels 5, Dodgers 4	21,221
2001	15	19	0	.441	84,882	1995 —	*Angels 4, Dodgers 1	22,452
2002	17	15	1	.531	82,658		#Angels 7, Padres 7	1,770
2003	9	20	3	.310	96,114	1996 —	Dodgers 6, Angels 2	1,294
2004	19	13	1	.594	106,351	1997 —	Angels 5, Dodgers 1	31,897
2005	21	11	1	.656	106,690		Angels 2, Dodgers 0	18,647
2006	18	11	2	.621	94,739	1998 —	Dodgers 8, Angels 1	39,541
2007	19	14	0	.576	100,304	1999 —	Dodgers 8, Angels 1	28,405
2008	18	9	3	.667	118,191	2000 —	Angels 6, Padres 4	16,281
2009	24	7	1	.774	101,530	2001 —	Angels 6, D-Backs 5	14,872
2010	10	14	4	.417	106,553	2002 —	Angels 4, Rockies 2	12,765
2011	18	13	1	.581	88,893		Angels 8, Rockies 3	12,201
2012	19	12	2	.613	★130,126	2003 —	Dodgers 5, Angels 3	30,501
2013	10	20	4	.333	122,587		Dodgers 6, Angels 5	37,082
2014	19	11	2	.633	108,956	2004 —	Angels 10, Dodgers 4	43,281
2015	15	14	2	.517	111,672		Angels 13, Dodgers 5	39,368
2016	19	8	6	.704	112,826	2005 —	Angels 8, Dodgers 3	43,619
2017	19	13	-	.594	114,780	2006 —	Angels 0, Dodgers 0	43,481
2018	13	20	-	.394	105,781		Angels 4, Dodgers 2	43,267
2019	15	16	4	.484	111,857	2007 —	Angels 4, Dodgers 2	43,777
2020+	7	11	3	.389	50,366	2008 —	Angels 2, Dodgers 2	38,863
2021	13	13	3	.500	26,063		Angels 11, Padres 3	40,468

* 1995 Spring Training I # 1995 Spring Training II
 + Includes shortened 2020 Spring Training & Summer Camp games
 ★ Tempe Diablo Spring Attendance Record - 10 sellouts
 ^ Club did not begin keeping records of ties until 1983

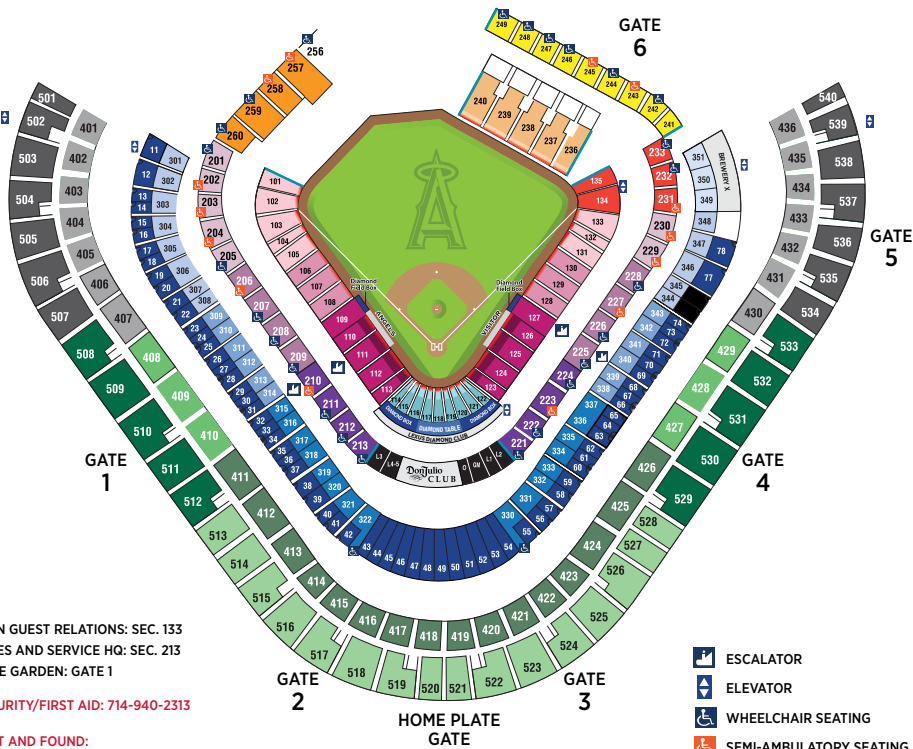
Single-Game Attendance Record, Tempe Diablo Stadium
 9,765 Mar. 24, 2002, Angels 13, Giants 3

2009 — Angels 5, Padres 4
 2010 — Angels 4, Dodgers 3
 2011 — Angels 9, Padres 2
 2012 — Angels 5, Dodgers 1
 2013 — Angels 12, Dodgers 3
 2014 — Angels 2, Dodgers 1
 2015 — Angels 6, Dodgers 2
 2016 — Angels 3, Dodgers 2
 2017 — Angels 6, Cubs 4
 2018 — Angels 3, Dodgers 2
 2019 — Dodgers 3, Angels 1
 2020 — Dodgers 4, Angels 2
 2021 — Angels 8, Dodgers 4
 2022 — +Padres 5, Angels 4
 2023 — Angels 6, Dodgers 5
 * 1995 Spring Training I # 1995 Spring Training II
 + 2020 Summer Camp
 ★ Anaheim Stadium Freeway Series Attendance Record
 ★★ Angel Stadium Freeway Series Attendance Record

SPRING TRAINING



WELCOME TO ANGEL STADIUM



MAIN GUEST RELATIONS: SEC. 133
SALES AND SERVICE HQ: SEC. 213
ROSE GARDEN: GATE 1

SECURITY/FIRST AID: 714-940-2313

LOST AND FOUND:
EMAIL - LOSTANDFOUND@ANGELS.COM

- ESCALATOR
- ELEVATOR
- WHEELCHAIR SEATING
- SEMI-AMBULATORY SEATING

PREMIUM SEATING

- Lexus Diamond MVP (Front Row)
- Lexus Diamond Club Hall of Fame (D-H)
- Lexus Diamond Club (J-W)
- Diamond Field Box
- Diamond Club Boxes
- Diamond Club Tables

CLUB LEVEL

- Club MVP
- Club All-Star
- Club Loge (no in-seat service)

FIELD LEVEL

- Dugout MVP (Front Row)
- Field All-Star Front Row
- Field Box Front Row
- Field Hall of Fame (D-H)
- Field All-Star
- Field Box
- Field MVP
- Field Reserved

TERRACE LEVEL

- Terrace MVP
- Terrace All-Star
- Terrace Box

OUTFIELD

- Right Field Front Row
- Right Field Hall of Fame (B-F)
- Right Field MVP
- Right Field Pavilion
- Left Field Pavilion

VIEW LEVEL

- Lower View MVP
- Lower View All-Star
- View MVP
- View All-Star
- Lower View Box
- Upper View

WHEELCHAIR ACCESSIBLE SEATING AVAILABLE

- Lexus Diamond Club
- Terrace All-Star
- Right Field Pavilion
- Terrace MVP
- Terrace Box
- Left Field Pavilion
- Club MVP
- Club Loge

2022 GIVEAWAYS & EVENTS

SCAN FOR SCHEDULE



angels.com/promotions



SATURDAY NIGHT FIREWORKS

driven by
 SoCal Honda Dealers
Helpful

FAMILY SUNDAY



LIVE LOOK-INS AND ANALYSIS ON MLB TONIGHT™

LIVE GAMES EVERY WEEK



GO TO FINDMLBNETWORK.COM FOR CHANNEL NUMBER

© 2022 MLB. Major League Baseball trademarks and copyrights are used with permission of Major League Baseball. Visit MLB.com. Any other marks used herein are trademarks of their respective owners.

2022 SEASON SCHEDULE



APRIL

S	M	T	W	TH	F	SA	
					1	2	
3	LAD 6:05PM	4	LAD 6:10PM	5	LAD 6:10PM	6	
7	COUNTDOWN GAMES			8	HOU 6:38PM	9	HOU 6:07PM
10	HOU 1:07PM	MIA 6:38PM	MIA 4:07PM	12	TEX 5:05PM	13	TEX 4:05PM
17	TEX 11:35AM	HOU 5:10PM	HOU 5:10PM	20	HOU 3:40PM	21	BAL 6:38PM
24	BAL 1:07PM	CLE 6:38PM	CLE 6:38PM	27	CLE 6:38PM	28	CLE 6:38PM
29	CWS 4:10PM	30	CWS 1:05PM				

MAY

S	M	T	W	TH	F	SA	
1	2	3	4	5	6	7	
8	CWS 11:10AM	9	CWS 11:10AM	10	BOS 4:10PM	11	BOS 4:07PM
15	16	17	18	19	20	21	
22	OAK 1:07PM	23	TEX 5:05PM	24	TEX 6:38PM	25	TEX 5:05PM
29	OAK 1:07PM	30	NYG 4:08PM				

JUNE

S	M	T	W	TH	F	SA	
			1	2	3	4	
5	PHI 10:35AM	6	BOS 6:38PM	7	BOS 6:38PM	8	BOS 6:38PM
12	13	14	LAD 7:10PM	15	LAD 7:10PM	16	SEA 7:10PM
19	SEA 1:10PM	20	KC 6:38PM	21	KC 6:49PM	22	KC 6:49PM
26	SEA 1:07PM	27	CWS 6:38PM	28	CWS 6:38PM	29	CWS 6:38PM

JULY

S	M	T	W	TH	F	SA	
					1	2	
3	HOU 11:10AM	4		5	MIA 3:40PM	6	MIA 3:40PM
10	BAL 10:35AM	11		12	HOU 6:38PM	13	HOU 6:38PM
24	ATL 10:35AM	25	TEX 1:07PM	26	KC 5:10PM	27	KC 5:10PM
28	ATL 4:20PM	29	TEX 6:38PM	30	TEX 6:07PM		

ALL-STAR BREAK

AUGUST

S	M	T	W	TH	F	SA	
7	SEA 1:10PM	8	OAK 6:40PM	9	OAK 6:40PM	10	OAK 12:37PM
14	MIN 1:07PM	15	SEA 6:38PM	16	SEA 6:38PM	17	SEA 1:07PM
21	DET 10:40AM	22	TB 4:10PM	23	TB 4:10PM	24	TB 4:10PM
28	TOR 10:37AM	29	NYG 6:38PM	30	NYG 6:38PM	31	NYG 6:38PM

SEPTEMBER / OCTOBER

S	M	T	W	TH	F	SA	
4	HOU 1:07PM	5	DET 6:38PM	6	DET 6:38PM	7	DET 1:07PM
11	HOU 11:10AM	12	CLE 3:10PM	13	CLE 3:10PM	14	CLE 10:10AM
18	SEA 1:07PM	19	SEA 1:07PM	20	TEX 5:05PM	21	TEX 5:05PM
25	MIN 11:10AM	26	OAK 6:38PM	27	OAK 6:38PM	28	OAK 6:38PM
2	TEX 1:07PM	3	OAK	4	OAK	5	OAK

HOME **AWAY**

*ALL GAMES AND TIMES ARE SUBJECT TO CHANGE



LISTEN AND WATCH



Bally
SPORTS
WEST

**HOME OF
ANGELS BASEBALL**