

20 MEDIA **60TH** ANNIVERSARY EST. 1962 GUIDE 22



A photograph of two hands holding beer bottles in a stadium. The hands have blue nail polish. The bottles are clinking together. The background is a blurred stadium with a green field and a blue sky.

Coca-Cola

Real Magic™

Coca-Cola
Real Magic™



TABLE OF CONTENTS

2022 METS MEDIA GUIDE

Table of Contents	1
Gil Finally Gets the Call	2-3
Community Outreach	4-11
Club Directory	12-21

OFFICE OF THE CHAIRMAN

Office of the Chairman/Ownership	22-24
----------------------------------	-------

FRONT OFFICE & MEDICAL

Office of the President	26
Baseball Executives	27-30
Support Staff	31
Medical & Performance Staff	32-37
Mets Ambassadors	38-40
Mets Events	41

MANAGER & COACHES

Buck Showalter	44-46
Coaches	47-59
Additional Staff	60-61
All-Time Mets Coaches	62

2022 NEW YORK METS

Player Biographies	63-201
--------------------	--------

SCOUTING & MINOR LEAGUES

Scouting Staff Directory	204
Pro Player Personnel	205
Pro Player Evaluation	206
Amateur Scouting	207-208
International Scouting	209
Minor Leagues & Player Development Staff	210
Minor League Staff Bios	211-215
Minor League Performance Staff	216
Minor League Operations	217
Minor League Affiliate Directory	218
Syracuse (AAA) Mets	219-220
Binghamton (AA) Rumble Ponies	221-222
Brooklyn (A+) Cyclones	223-224
St. Lucie (A-) Mets	225-226
Complex League	227-229
Dominican Republic Academy	230-231
Dominican Summer League Mets #1	232
Dominican Summer League Mets #2	233
Player Development Award Winners	234-236
Minor League Player Biographies	237-283



CITI FIELD • FLUSHING, NY 11368 • 718-507-METS

COMMUNICATIONS DEPARTMENT

718-565-4330 • mets.com • losmets.com • @Mets

Harold Kaufman	Vice President, Communications
Ethan Wilson	Senior Director, Communications
Zach Weber	Director, Communications & Publications
Alan Suriel	Coordinator, Communications/Team Translator
Zack Becker	Coordinator, Communications
Katie Agostin	Coordinator, Communications
Josh Lederman	Assistant, Communications
Elyssa Kaplan	Associate, Communications
Samantha Brown	Associate, Communications

2021 YEAR IN REVIEW

Day-by-Day	285-288
Chronology	289-293
Final Stats	294-295
Miscellaneous Charts	296
Highs & Lows	297
Major League Standings	298

HISTORY

Mets Hall of Fame	301-306
He's Keith Hernandez	307-308
Mets Retired Numbers	309-310
The 1964 & 2013 All-Star Games	311-312
Mets All-Star Selections	313
Mets National Award Winners	314-315
Mets National League Award Winners	316-317
Mets All-Time Roster & Numerical Roster	318-333
Mets Uniform History	334-338
Mets Firsts: Polo Grounds, Shea & Citi Field	339-346
All-Time Batting/Pitching Leaders	347-348
Single-Season Batting/Pitching Leaders	349-350
Rookie Batting/Pitching Leaders	351-352
All-Time Leaders	353-354
Mets National League Leaders	354
All-Time Team Statistics	355-356
Year-by-Year Records	357
All-Time Win/Loss Breakdown	358-359
Historical Records	360-367
Last Trade With Each Club	368
No-Hitters & One-Hitters in Mets History	369-370
Opening Day Results/Lineups	371-373
Attendance Records	374-376
Important Dates in Mets History	377-382
Mets vs. Opponents	383-408
When Was the Last Time	409-411
Year-by-Year Pinch-Hit Home Runs	412
Year-by-Year Grand Slams	413
Best/Worst Homestands & Road Trips	414
Mets Fielding Records	415

POSTSEASON

Game-by-Game Results	417-451
Postseason Records	452-462

MEDIA

Mets TV/Radio	465-472
Mets on the Air	473-474
Spring Training Information	475-477
Mets Communications Staff	477
Citi Field Diagram	478
New York Media	479
Filler Index	480
2022 New York Mets Schedule	481

The New York Mets 2022 Media Guide was prepared by the Mets Communications Department: Harold Kaufman, Ethan Wilson, Zach Weber, Kristin Wojcik, Alan Suriel, Zack Becker, Josh Lederman, Jon Frankel, Rob Schardt, Elyssa Kaplan and Samantha Brown.

Design & Layout by Nick Kelly, Zach Weber and Zack Becker. Cover by Nick Kelly. Photography by Marc S. Levine, Kayla Rice, Liz Flynn, AP Photos, Getty Images, Sports Illustrated, The Baseball Hall of Fame & MLB Photos.

Statistics used in the guide were generated by the Elias Sports Bureau, MLB Advanced Media, MLB Information Systems and Baseball-Reference.com.

Copyright 2022 Sterling Mets L.P. All rights reserved.
All information as of March 25, 2022.

GIL FINALLY GETS THE CALL

by Jay Horwitz



The Hodges family will be filled with emotion this July when Gil Hodges takes his rightful place in Cooperstown after a wait that seemed like an eternity.

Hodges, the manager of the 1969 Miracle Mets and the eight-time Dodgers All-Star first baseman, had been on the ballot 34 previous times (15 times on the writers' ballot and 19 times on various veterans committees) without success.

That changed last December when the Golden Days Era Committee opened the HOF doors for Hodges.

The Hodges children, son, Gil, Jr. and daughters Irene and Cindy are thrilled for their 95-year-old mother, Joan.

"Honestly I never though the day would ever come," said Gil's daughter Irene. "You get your hopes up for so long. I got the call first and was hysterical. I handed the phone to mom and they told her that Gil had finally made it. She put her hand on her heart and said 'Thank the Lord Gil.'"

"I always held on to hope, but after a while you have to start to wonder," said Gil Jr. "I'm just glad Mom was still here when the news came. The next vote was not for another five years and who knows who is going to be around then."

With the Dodgers, the first baseman was on seven pennant winners, won two World Series crowns, captured three Gold Gloves, named to eight All-Star teams, hit 370 home runs, had seven seasons with 100 or more RBI and six years with 30 or more home runs.

But if you listen to the people who knew Gil the best, there was so much more to the man than just pure stats.

"He was our quiet leader," said Carl Erskine, the last surviving Brooklyn teammate, who is now 95. "He kept our infield together. He was the enforcer. He kept so many people away from Jackie (Robinson)."

Added famed Dodgers announcer Vin Scully, "Gil always stood beside Jackie and helped him overcome the social pressures of the day. I remember one day in St. Louis fans started throwing beer at Jackie and Gil made sure to walk over and stand next to him for support."

Gil Jr. had these two remembrances of the close relationships between Jackie and his dad.

"At my dad's funeral, Howard Cosell pulled me out of the church and said, 'come with me.' I went into a car and Jackie was there crying. He told me that aside from his son's death, this was the saddest day of his life."

Gil Jr. also recalled how his parents used to shop for Rachel and Jackie during spring training at a segregated Vero Beach.

"They had such a great bond together," said Gil Jr. "Dad always tried to be there for Jackie no matter what the situation."

Irene knows her father was a great player and outstanding manager, but what was more important was that he was a decent man.



"He was a great dad," said Irene. "He did so many things for people that went unnoticed. While he was serving in the Marines in World II in Okinawa he organized baseball games for the local children. He was such a caring person."

Gil Jr. remembers the time he didn't get a ticket because of his dad's kindness.

"I was all set to get a ticket for making a wrong turn," he said. "The policeman looked at my license and said I can't do that to the son of Gil Hodges. Your dad once got out of his car and changed a flat tire for a woman who was stranded. That woman was my mother."



Hodges arrived in Queens in 1968 and his impact was felt immediately. His Mets team won 100 games in 1969 and raced past the Braves and Orioles for the team's first world championship. To a man, the 1969 Mets players were just thrilled at Gil's long-awaited arrival to Cooperstown.

"He changed the culture in the clubhouse," said original Met Ed Kranepool. "All we did was lose, lose and lose until Gil got here. There is no doubt in my mind we wouldn't have won in 1969 without Gil."

According to Ron Swoboda, Hodges was always four steps ahead of the opposing manager.

"He was the first manager to go to a five-man infield and always seemed to pinch hit at the right time," noted Swoboda.

Jerry Koosman said the key to Hodges' success as a manager was that the manner he utilized his entire 25-man roster.

"Each guy knew his role," said Koosman. "He played Al Weis and Rod Gasper enough during the regular season and they ended up playing key roles in the playoffs and World Series."

Art Shamsky thought the key to the Mets championship in 1969 was the way Gil rested his players.

"We only had four guys who played every day, Cleon Jones, Tommie Agee, Bud Harrelson and Jerry Grote. The rest of the spots were a strict platoon. The Cubs players were in there every day. No rest. That's why we caught them at the end."

Jones added that Hodges was the first to realize that 1969 was going to be special.

"We had a meeting in spring training that year in St. Petersburg," said Cleon. "Gil looked around the room and said if we play better defense and win our share of one-run games we could go a long, long way. Most of the guys thought he was crazy."


The late great Tom Seaver, who was perhaps Gil's strongest proponent for election to Cooperstown, would be so thrilled that he finally made it.

"Gil Hodges taught me how to be a professional," Tom said on more than one occasion. "I carried his words to the mound every time I pitched."

Now that the wait is finally over, Joan and the entire Hodges family can look forward to enshrinement day this July.

"I'm glad he is finally being recognized," said Irene. "He was such a wonderful person. His life was cut short, but he just did so much in the baseball world and did so much to help people."

"It's so good for our Mom," concluded Gil Jr. "I'm so thrilled that she knows that Gil is now a Hall of Famer."



METS IN THE COMMUNITY

COMMUNITY HERO PROGRAM

As part of Major League Baseball's 2021 Commissioner's Community Initiative, the Mets honored and showed appreciation to frontline and essential workers of the COVID-19 pandemic through their Community Hero Ticket Program. Essential workers received game tickets and were honored during an on-field pre-game ceremony as a thank you for their bravery and sacrifice.



Throughout the season the following groups were highlighted:

- City Harvest • New Immigrant Community Empowerment • Chinese-American Planning Council
- Local teachers in Queens • The MTA • The USO World Central Kitchen • NYC Parks Department
- Hispanic Federation • Elmhurst Hospital Vaccination Department



20TH ANNIVERSARY OF SEPTEMBER 11

On the 20th anniversary of September 11th at Citi Field, the Mets honored first responders and 9/11 dedicated organizations during the pre-game ceremony. First responders from the NYPD, FDNY, Department of Corrections, NYC Emergency Management, Department of Sanitation, Port Authority Police Department and New York State Supreme Court Officers held the 9/11 ribbon on the field. The Mets also recognized organizations that support the children and families of those lost in the attacks during the pregame ceremony. Members of Tuesday's Children, Answer The Call and the 9/11 Memorial & Museum Visionary Network held stars on the field and each organization received a grant from the Amazin' Mets Foundation.



In addition to the on-field activities, over 50 Mets employees helped pack 10,000 care packages with Operation Gratitude for first responders in honor of the 20th Anniversary of September 11.



METSGIVING



MetsGiving is a series of programs in November and December that focus on supporting our community during the holiday season. The events include food and coat drives, a turkey giveaway and surprise holiday parties for kids. They all feature Mets Front Office staff, corporate partners and fans working together to give back and help those underserved in the community.

FOOD DRIVE

The Mets hosted their annual Off-Season Food Drive benefiting New York Common Pantry, one of the largest community-based food pantries that focuses on underserved communities throughout New York City. Fans who donated at least 10 non-perishable items received a voucher redeemable for two tickets to a Mets home game in 2022. Mets fans donated almost 9,400 pounds of food, which New York Common Pantry distributed throughout the holiday season.

To support this year's Off-Season Food Drive, the Amazin' Mets Foundation funded a grant to New York Common Pantry, as they work towards the reduction of hunger and food insecurity through an array of programs that function to establish long-term independence for those they serve. Their whole-person approach includes services such as fresh food pantry packages, hot meals, supplemental food for seniors, connection to resources and live healthy programs.



ANNUAL TURKEY GIVEAWAY

The Amazin' Mets Foundation distributed 5,000 turkeys to those in need across all five boroughs as part of their seventh annual Turkey Giveaway. Mets Front Office staff were joined by Mr. Met and volunteered at each of the five borough community sites to distribute the turkeys.

To support the MetsGiving Turkey Giveaway, the Amazin' Mets Foundation generously funded holiday grants to The River Fund and New Immigrant Community Empowerment in Queens, Part of the Solution and the HopeLine in the Bronx, New York Common Pantry in Manhattan, Alliance for Coney Island, The Child Center of NY and Agape Food Rescue in Brooklyn and Project Hospitality in Staten Island.



Mets pitcher Tylor Megill braved the weather as part of the MetsGiving Turkey Giveaway.



KIDS HOLIDAY PARTIES

The Mets brought their Kids Holiday Parties on the road this year and visited three community sites in Queens. More than 200 students were celebrating the holiday season when Mr. and Mrs. Met and Mets staff surprised the kids with presents in hand at Commonpoint Queens, the Child Center of NY and Flushing YMCA.

To add to the festivities, the Mets provided Mets-themed decorations for the community sites and the children enjoyed a pizza lunch, participated in Mets trivia games and received Mets promotional items.



HOLIDAY SHOPPING SPREE

The Mets partnered with Delta Air Lines to host the Mets Holiday Shopping Spree which helped 15 children from Queens experience a holiday season like never before. The kids were selected from Forestdale, the only child welfare agency headquartered in Queens whose mission is to serve as a resource for all families in the borough. Each child was paired with a member of the Mets organization or a Delta volunteer, who helped them shop for items with a \$250 gift card at Target. After the shopping spree, each child was surprised with another \$250 Target gift card to share with their family.

Mr. Met joined in on the fun and the kids received Holiday Shopping Spree t-shirts, goodie bags from Target, and enjoyed a pizza lunch while they made a holiday craft.



COAT DRIVE

The Mets partnered with New York Cares for their 15th Annual “Warm-Up” Holiday Coat Drive at Citi Field. Mets employees worked alongside New York Cares volunteers to collect more than 1,800 coats from fans who came out to the ballpark to donate a new or gently used winter coat in exchange for a voucher redeemable for two tickets to a future Mets game. Fans also received a discount to the Mets Team Store.



BLOOD DRIVE

More than 500 fans donated blood at the annual Winter Blood Drive held in the Piazza Club at Citi Field with New York Blood Center. The drive collected 538 pints of blood, which will save 1,614 lives. Fans that donated blood received a voucher good for two tickets to select home games in 2022.



YA GOTTA READ!

Ya Gotta Read! is an educational program designed to foster a love of reading in students. During the program, the participating students are challenged to read for 20 minutes every school night for six weeks, coinciding with the start and finish of Mets Spring Training. The Mets will be partnering with 12 local elementary schools and a total of 10,000 students. Since the launch of the program in 2017, Ya Gotta Read! has expanded to impact almost 34,000 students at 25 elementary schools in Queens and Brooklyn.



AMAZIN' METS FOUNDATION

Since its inception in January 2021, the Amazin' Mets Foundation has disbursed over 1.7 million dollars in grants and contributions to 58 charitable organizations.

The Amazin' Mets Foundation has supported over a dozen events, beginning with its launch event which took place in Port St. Lucie in February 2021, where a newly branded truck for the Boys & Girls Club of St. Lucie was unveiled. The Foundation worked with the St. Lucie Mets and partnered with Treasure Coast Food Bank to provide food and toiletries for 500 families in need in St. Lucie county. In July, the Amazin' Mets Foundation teamed up with Citi for "Hits for Hunger", a virtual food drive that raised over \$37,000, enough to help feed more than 100,000 New Yorkers for a day. And before the start of school, over 50 employees helped pack 10,000 brand new backpacks and school supplies to local students in need in a fun Back-to-School Backpack Event in partnership with New York Cares.



MISSION STATEMENT

To be a champion, you need to stand for something. The Amazin' Mets Foundation is committed to providing needed services and opportunities to children, families, and under-served groups in our neighborhoods and communities. Together we can inspire change and make a lasting impact on and off the field.

CLUB DIRECTORY

OWNERSHIP

Steven A. Cohen	Owner, Chairman and CEO
Alexandra M. Cohen	Owner & President, Amazin' Mets Foundation
Andrew B. Cohen	Vice Chairman
Fred Wilpon	Chairman Emeritus
Jeanne Melino	Board of Directors
Chris Christie	Board of Directors

OFFICERS

Sandy Alderson	President
Billy Eppler	General Manager
Steve Canna	Chief Financial Officer & Treasurer
Mark Brubaker	Chief Technology Officer
Jeff Deline	Chief Revenue Officer
Andy Goldberg	Executive Vice President & Chief Marketing Officer
Jeffrey White	Executive Vice President, Operations
John Ricco	Senior Vice President & Chief of Staff
Jeanne Melino	Senior Vice President Foundation and Community Engagement
Heather Collamore	Senior Vice President, Mets Events & Venue Services
Ariel Speicher	Head of Human Resources
Chris Brown	Vice President, Guest Experience & Venue Services
Jay Horwitz	Vice President, Alumni Relations & Team Historian
Oscar Fernandez	Vice President, Technology Solutions
Brian Fling	Vice President, Corporate Partnerships
Neal Kaplan	Vice President, Strategy
Harold Kaufman	Vice President, Communications
Kenny Koperda	Vice President, Ticket Sales & Services
Sue Lucchi	Vice President, Ballpark Operations
John McKay	Vice President, Security
Sean Olsen	Vice President, Technology Infrastructure
Paul Taglieri	Vice President, Minor League Facilities
Tommy Tanous	Vice President, International and Amateur Scouting
Jessica Villanella	Vice President, Employee Relations & Co-General Counsel
Peter Woll	Vice President, Financial Planning & Analysis

OFFICE OF THE PRESIDENT

Sandy Alderson	President
June Napoli	Senior Executive Assistant, President

BASEBALL OPERATIONS

Billy Eppler	General Manager
Bryn Alderson	Assistant General Manager, Pro Player Evaluation & Personnel
Ian Levin	Assistant General Manager, Baseball Operations
Ben Zauzmer	Assistant General Manager, Baseball Analytics
Jonathan Strangio	Vice President, Baseball Operations
Thomas Tanous	Vice President, Amateur & International Scouting
Steve Martone	Special Assistant to the General Manager
Nate Horowitz	Senior Director, Player Personnel
Elizabeth Benn	Director, Major League Operations
Bryan Hayes	Director, Baseball Development
Nick Spar	Director of Baseball Operations
Brooklyn Covell	Coordinator, Baseball Administration
John Madsen	Coordinator, Baseball Operations

MAJOR LEAGUE COACHING STAFF

Buck Showalter	Manager
Glenn Sherlock	Bench Coach
Jeremy Hefner	Pitching Coach
Eric Chavez	Hitting Coach
Jeremy Barnes	Assistant Hitting Coach
Wayne Kirby	First Base Coach
Joey Cora	Third Base Coach
Craig Bjornson	Bullpen Coach
Danny Barnes	Assistant Coach
Dave Racaniello	Bullpen Catcher
Eric Langill	Bullpen Catcher
Yoel Monzon	Major League Staff Assistant
Rafael Fernandez	Batting Practice Pitcher

MAJOR LEAGUE PERFORMANCE STAFF

Jim Cavallini	Director of Performance
Brian Chicklo	Director of Player Health
Joseph Golia	Head Athletic Trainer
Bryan Baca	Assistant Athletic Trainer
Sean Bardenett	Coordinator of Rehabilitation & Reconditioning
Josh Bickel	Reconditioning Therapist
Dustin Clarke	Head Performance Coach
Tanner Miracle	Assistant Performance Coach
Michael Schofield	Scouting Performance Coach
Dean Little	Sports Science Coordinator
Sara Ann Davidson	Assistant Sports Scientist
Jack Jung	Massage Therapist
Carsan Dittman	Performance Dietitian

SUPPORT STAFF

Brian Small	Director, Team Travel
Edgar Suero	Manager, Team Travel
Kevin Kierst	Equipment Manager
Dave Berni	Visiting Clubhouse Manager
Scott Keltner	Coordinator, Clubhouse Operations
Tomás Membreño	Executive Chef
Kelly Zavala	Sous Chef
Andrew Couchot	Chef de cuisine

MEDICAL DEPARTMENT

Dr. David Altchek	Medical Director
Dr. Kathryn McElheny	Head Team Physician
Dr. Larry Gulotta	Head Team Orthopedist
Dr. Frank Cammisa	Spine Specialist
Dr. Michelle Carlson	Hand Specialist
Dr. James Carr	Florida Team Orthopedist
Dr. Joshua Dines	Team Orthopedist
Dr. Mark Drakos	Foot & Ankle Specialist
Dr. Lawrence Inra	Cardiologist
Dr. Michael Jacobs	Dermatologist
Dr. Ana Kreiger	Sleep Specialist
Dr. Sangwoo Lee	Ophthalmologist
Dr. Lawrence Levin	Cardiologist
Dr. Howard Livers	Dentist
Dr. Andrew Pearle	Team Orthopedist
Dr. Anil Ranawat	Team Orthopedist
Dr. Howard Rosenberg	Infectious Disease Specialist
Terrance Sgroi	Physical Therapy Specialist
Dr. Wayne Winnick	Chiropractor

BASEBALL ANALYTICS

Ben Zauzmer	Assistant General Manager, Baseball Analytics
Joseph Lefkowitz	Director, Baseball Analytics
Jared Faust	Coordinator, Major League Strategy
David Lang	Coordinator, Pitching Analytics
Daniel Schoenfeld	Coordinator, Minor League Analytics
Joseph Scarola	Manager, Video Operations
Sean Haggans	Senior Coordinator, Video Operations
Jack Bredeson	Analyst, Major League Strategy
Joey Keating	Analyst, Major League Strategy
Natalie Maurice	Analyst, Major League Strategy
Harrison Friedland	Replay Analyst
Michael Jerman	Senior Analyst, Baseball Analytics
Siddhartha Thakur	Biomechanical Analyst, Baseball Analytics
Max Vogel-Freedman	Affiliate Analyst, Minor League Analytics
Desmond McGowan	Analyst, Baseball Analytics
Tatiana DeRouen	Analyst, Baseball Analytics
Sam Saskin	Analyst, Baseball Analytics
Jake Toffler	Analyst, Baseball Analytics
Kuan-Cheng Fu	Analyst, Baseball Analytics
Tim Wise	Analyst, Baseball Analytics

CLUB DIRECTORY
BASEBALL SYSTEMS

Kevin Meehan	Director, Baseball Systems
Colin Schwarz	Manager, Baseball Systems
Benny Benedetto	Senior Software Engineer
Matt Fleishman	Senior Software Engineer
Zach Dobroff	Software Engineer
Rick Terry	Software Engineer
La-Keisha Towner	Software Engineer
Jesse Cohen	Product Designer
Mario Soto	Assistant, Baseball Systems
Anthony Sambois	Manager, Latin America Baseball Systems
Frank Modesto	Video Assistant, Latin America Baseball Systems

PRO PLAYER EVALUATION & PERSONNEL

Bryn Alderson	Assistant General Manager, Pro Player Evaluation & Personnel
Jeff Lebow	Director, Pro Player Evaluation
Jason Stein	Senior Manager, Pro Player Personnel
Ronnie Socash	Manager, Pro Player Personnel
Jason Davis	Coordinator, Pro Player Evaluator
Joseph Kowal	Senior Advisor, Pro Player Personnel (Yardley, PA)
Conor Brooks	Special Advisor, Pro Player Personnel Manager, Pacific Rim (Dorchester, MA)
David Keller	Special Advisor, Pro Player Personnel International/Amateur Special Assignments (Houston, TX)
Jaymie Bane	Pro Player Evaluator (Okemos, MI)
Pat Jones	Pro Player Evaluator (Bradenton, FL)
Jim Kelly	Pro Player Evaluator (Sea Cliff, NY)
Ash Lawson	Pro Player Evaluator (Athens, TN)
Chad MacDonald	Pro Player Evaluator (Arlington, TX)
Shaun McNamara	Pro Player Evaluator (Providence, RI)
Andy Pratt	Pro Player Evaluator (Peoria, AZ)
Roy Smith	Pro Player Evaluator (Chicago, IL)
Rudy Terrasas	Pro Player Evaluator (Santa Fe, TX)
Ernie Young	Pro Player Evaluator (Scottsdale, AZ)
Bon Kim	Pacific Rim Evaluator, Korea (Daegu, South Korea)
Jeffrey Kusumoto	Pacific Rim Evaluator, Japan (Yokohama, Japan)

AMATEUR SCOUTING

Thomas Tanous	Vice President, Amateur and International Scouting
Marc Tramuta	Director, Amateur Scouting
Drew Toussaint	Assistant Director, Amateur & International Scouting
Tom Fleischman	Coordinator, Amateur & International Scouting
Cole Jaskowiak	Assistant, Amateur & International Scouting
Cesar Aranguren	Regional Supervisor, Southeast (Miami, FL)
Eddie Bane	Senior Advisor, Amateur Scouting (Carlsbad, CA)
Nathan Beuster	Regional Supervisor, Midwest (Shawnee, KS)
Tom Clark	Underclass Supervisor (Shrewsbury, MA)
Chris Hervey	National Pitching Crosschecker (Ann Arbor, MI)
Tyler Holmes	Regional Supervisor, West (Roseville, CA)
Ron Hopkins	Senior Advisor, Amateur Scouting (Seattle, WA)
Mike Ledna	Regional Supervisor, Northeast (Orange Park, FL)
Doug Thurman	National Crosschecker (Tracy, CA)
Rosario Chiovaro	Data Tech Scout
Jacob Dorris	Data Tech Scout

AREA SCOUTS

Gary Brown	Frisco, TX (North TX)
Jet Butler	Pensacola, FL (LA, MS, AR, AL and FL Panhandle)
Daniel Coles	Raleigh, NC (NC, VA)
Jarrett England	Murfreesboro, TN (KY, Southern OH, TN)
Chris Heidt	Rockford, IL (IL, IA, IN, MN, WI, MI, Northern OH)
John Kosciak	Milford, MA (MA, CT, ME, RI, NH, VT, NY, NJ)
Rusty McNamara	Los Angeles, CA (Southern CA, HI)
Marlin McPhail	Irmo, SC (SC, GA)
Nelson Mompierre	Miami, FL (South FL, Puerto Rico)
Rich Morales	Pacifica, CA (Northern CA, OR, WA, ID, MT, WY, AK)
Joe Raccuia	Radford, VA (MD, PA, DE, WV)
Brian Reid	Gilbert, AZ (AZ, CO, NM, UT, Las Vegas)
Harry Shelton	Sugarland, TX (South TX)
Scott Thomas	Chesterfield, MO (KS, OK, NE, MO, ND, SD, IA)
Jon Updike	Apopka, FL (Central, FL and FL Panhandle)
Glenn Walker	Long Beach, CA (Southern CA)

INTERNATIONAL SCOUTING

Steve Barningham.....	Director, International Scouting
Moises de la Mota.....	Supervisor, Latin America
Ismael Perez.....	Supervisor, Venezuela
Oliver Dominguez.....	Supervisor, Dominican Republic
Harold Herrera.....	Coordinator, Latin America
Felix Romero.....	Coordinator, Dominican Republic
Martin Arvizu.....	Coordinator, Mexico
Luis Scheker.....	Caribbean Crosschecker
Kelvin Dominguez.....	Scout, Dominican Republic
Wilson Peralta.....	Scout, Dominican Republic
Robert Espejo.....	Scout, Venezuela
Manuel López.....	Scout, Venezuelan
Andres Nunez.....	Scout, Venezuela
Carlos Perez.....	Scout, Venezuela
Elvis Rios.....	Scout, Panama
Alejandro Diaz.....	Tryout Coach, Dominican Republic
Jose Luis de Leon.....	Video Coordinator, Dominican Republic
Carlos Pellerano.....	Video/Area Scout
Miguel Chang.....	Video Coordinator, Venezuela

PLAYER DEVELOPMENT

Kevin Howard.....	Director, Player Development
Kevin Walsh.....	Assistant Director, Player Development
Andrew Christie.....	Assistant Director, Player Development
Dick Scott.....	Coordinator, Coaching Development and Instruction
Hugh Quattlebaum.....	Director, Hitting Development
Tim LaMonte.....	Hitting, Coordinator
Jono Arnold.....	Pitching Coordinator
Tim Teufel.....	Infield Coordinator
Bob Natal.....	Catching Coordinator
Matt den Dekker.....	Outfield/Baserunning Coordinator
Ken Knutson.....	Coordinator, Throwing Projects
Jemile Weeks.....	Roving Instructor
Hector Alvarez.....	Roving Catching Instructor
Phil Regan.....	Senior Advisor, Pitching Development
Bobby Floyd.....	Senior Advisor, Player Development
Tony DeFrancesco.....	Senior Advisor, Player Development & Scouting

MINOR LEAGUE PERFORMANCE

Matt Hunter.....	Medical Coordinator
Bob Tarpey.....	Athletic Training Coordinator
Alanna Salituro.....	Rehab and Reconditioning Co-Coordinator
Luke Novosel.....	Rehab and Reconditioning Co-Coordinator
Luke Passman.....	Performance Coaching Coordinator
Jackson Bertoli.....	Sport Science Coordinator
Daniel Yu.....	Assistant Sports Scientist
Samantha Gilmore.....	Mental Performance Coordinator
Rafael Dubois.....	Double-A/High A Mental Performance Coach
Emmanuel Goico-Montes de Oca.....	Complex Mental Performance Coach
Abel Encarnacion.....	D.R. Academy Mental Performance Coach
Maria Boggaert.....	D.R. Academy Mental Performance Coach
Geordan Stapleton.....	Performance Dietitian
Bella Simpson.....	Assistant Performance Dietitian

MINOR LEAGUE OPERATIONS

Ronny Reyes.....	Director, Minor League Operations
Juan Henderson.....	Director, Latin America Operations
Neskys Liriano.....	Manager of Minor League Education and Life Skills
Amy Ross.....	Coordinator, Minor League Operations
Yezmin Chalas.....	Coordinator, Dominican Academy's Operations
John Mullin.....	Equipment/Operations Manager
Drew Dunton.....	Assistant Clubhouse Manager
Ches Goodman.....	Minor League Travel Assistant
Luis Alvarado.....	Life Skills Specialist

DOMINICAN STAFF

Yezmin Chalas.....	Coordinator, Dominican Academy's Operations
Carmen Ruiz.....	Assistant, Dominican Academy's Operations
Rafael Landestoy.....	Latin America Field Coordinator
Kremlin Martinez.....	DSL Pitching Coordinator
Adrian Abreu.....	Catching Instructor
Jhomelger Garcia.....	Latin America Medical Coordinator
Caitlin Lucas.....	Athletic Trainer
Jose Diaz.....	Lead Performance Coach
Santiago Jimenez.....	Reconditioning Assistant
Ivan Benitez.....	Education, Dominican Academy

MINOR LEAGUE COACHING STAFF
SYRACUSE METS (TRIPLE-A)

Kevin Boles.....	Manager
Steve Schrenk.....	Pitching Coach
Joel Chimelis.....	Hitting Coach
Jay Pecci.....	Bench Coach
Hiroto Kawamura.....	Athletic Trainer
Anthony Olivieri.....	Athletic Trainer
Alex Tavarez.....	Performance Coach

BINGHAMTON RUMBLE PONIES (DOUBLE-A)

Reid Brignac.....	Manager
Jerome Williams.....	Pitching Coach
Tommy Joseph.....	Hitting Coach
Mariano Duncan.....	Bench Coach
Vanessa Weisbach.....	Athletic Trainer
Ryan Orr.....	Performance Coach

BROOKLYN CYCLONES (HIGH-A)

Luis Rivera.....	Manager
AJ Sager.....	Pitching Coach
Richie Benes.....	Hitting Coach
Chris Newell.....	Bench Coach
Chris Jacobs.....	Development Coach
Austin Dayton.....	Athletic Trainer
Drew Skrocki.....	Performance Coach

ST. LUCIE METS (SINGLE-A)

Robbie Robinson.....	Manager
Victor Ramos.....	Pitching Coach
Victor Burgos.....	Hitting Coach
Gilbert Gomez.....	Bench Coach
Bryce Wheary.....	Development Coach
Kiyoshi Tada.....	Athletic Trainer
Kory Wan.....	Performance Coach

COMPLEX LEAGUE METS

Brian Schneider.....	Field Coordinator
David Davalillo.....	Manager
Miguel Bonilla.....	Pitching Instructor
Kyle Driscoll.....	Pitching Coordinator
Eduardo Nunez.....	Hitting Instructor
Collin Hetzler.....	Hitting Coordinator
Aaron Myers.....	Bench Coach
Peter Mooney.....	Infield Coach
Endy Chavez.....	Outfield Coach
Dakota Herman.....	Rehab Pitching Coach
Gretchen Aucoin.....	Development Coach
Paul Gonzales.....	Athletic Trainer
Adam Devery.....	Athletic Trainer
Tavian Craft.....	Performance Coach
Juan Rodriguez.....	Performance Coach

DSL METS #1

Manny Martinez.....	Manager
Christian Martinez.....	Pitching Coach
Leo Hernandez.....	Hitting Coach
Anderson Hernandez.....	Bench Coach
Juan Jose de los Santos.....	Athletic Trainer
Jose Diaz.....	Performance Coach
Guillermo Colina.....	Performance Coach

DSL METS #2

Yucarybert de la Cruz.....	Manager
Wander Cabrera.....	Pitching Coach
Alejandro Diaz.....	Hitting Coach
Mac Seibert IV.....	Bench Coach
Antonio Sosa.....	Athletic Trainer
Ismael Campusano.....	Performance Coach

REVENUE OPERATIONS

Jeff Deline.....	Chief Revenue Officer
Marly Mensher.....	Executive Assistant

BUSINESS INTELLIGENCE & ANALYTICS

John Morris.....	Executive Director, Business Analytics & Intelligence
James Benesh.....	Director, Consumer Strategy & Insight
Douglas Joe.....	Database Architect
Jon Cokorinos.....	Senior Manager, Business Analytics & Intelligence
Raymond Borriello.....	Application Developer

TICKET SALES & SERVICES

Kenny Koperda.....	Vice President, Ticket Sales & Services
Jarett Parver.....	Executive Director, Ticket Operations
Alan Aldwell.....	Senior Director, Membership Services
Michael Berman.....	Senior Director, Ticket Operations
Tahlor Levine.....	Senior Director, Premium Sales & Service
Jake Winowich.....	Senior Director, Group Sales & Services
Tahlor Levine.....	Senior Director, Premium Sales & Service
Janaki Cash.....	Director, Revenue Innovation & Strategy
Kyle Ingram.....	Director, Season Ticket Account Services
Eric Petersen.....	Director, Ticket Services
Nicholas Szpur.....	Director, New Business Development
Brock Hendricks.....	Director, Premium Sales
Ruell Dubin.....	Director, Ticket Operations
Taylor Kelly.....	Senior Manager, Ticket Sales Logistics & Hospitality
Matt Cohen.....	Senior Manager, Suite Services
Abby Higgins.....	Manager, Inside Sales
Tyler DeFranco.....	Manager, Inside Sales
Michelle Rachek.....	Manager, Ticket Services
Michael Parton.....	Ticket Portfolio Manager
Chris Annarumma.....	Premium Service Manager
Chris Courchesne.....	Premium Service Manager
Joseph Perez.....	Premium Service Manager
Derek Bocanegra.....	Premium Sales Manager
John Howard.....	Senior Coordinator, Ticket Operations
Alex Ducorsky.....	Coordinator, Ticket Operations
Rich Leocadio.....	Coordinator, Priority Ticketing & Services
Wayne Wang.....	Analyst, Asian Development & Sales
Young Choi.....	Analyst, Korean Market Development & Sales

Group Sales & Services Carlos Ames, Nicole Annese; Cam Butler, Howard Cole, Jr., Alan Gaines, Aaron Ryley, Scott Wolfe

New Business Development Account Executives Kennedy Bass, James McCarthy, Kevin Moncada, Matthew Noone, Luis Santiago, Max Sheiman

Season Ticket Account Services - Account Executives Robert Chiusano, Elizabeth Krall, Austin Lockett, Ciara Lockwood, Andrew Rumney, Bryan Safer, Emmanuel Santiago, Tori Tedeschi, Christopher Walsh, Kenneth Woolley

VENUE SERVICES

Heather Collamore.....	Senior Vice President, Mets Events & Venue Services
Taryn Donovan.....	Executive Director, Venue Services
Brian Fanelli.....	Director, Venue Services & Authentics
Tara Napoli.....	Director, Venue Services & Promotions
Nicole Losito.....	Manager, Venue Services
Ryan Cacchioli.....	Manager, Venue Services
Lauren O'Keefe.....	Coordinator, Venue Services
Adam Kaplan.....	Assistant, Venue Services

METS EVENTS

Cathy Montalto.....	Executive Assistant to SVP
Amanda Cieri.....	Senior Director, Event Operations
Lisa Barbara.....	Director, Event Sales
Jenny Ice.....	Director, Event Operations
Ryan Keller.....	Senior Manager, Event Financial Operations
Matt Cowan.....	Manager, Event Operations
Danielle DeLuna.....	Logistics Manager, Event Operations
Jamie Logan.....	Senior Account Executive, Event Sales
Caitlyn Maio.....	Senior Coordinator, Event Operations
Kara Torzullo.....	Coordinator, Event Operations
Steve Calakos.....	Assistant, Event Operations

CORPORATE PARTNERSHIP SALES & ACTIVATION

Brian Fling.....	Vice President, Corporate Partnerships
Meghan Baker.....	Senior Director, Corporate Partnership Activation
Ashley Buttrick.....	Senior Director, Corporate Partnership Strategy
Brian Glynn.....	Senior Director, Corporate Partnership Sales
Bill Kain.....	Director, Corporate Partnership Sales
Jamie Ozure.....	Director, Corporate Partnership Strategy
Kellogg Adams.....	Senior Manager, Corporate Partnership Strategy
Jason Cohen.....	Senior Manager, Corporate Partnership Strategy
Richard Covello III.....	Senior Manager, Corporate Partnership Strategy
Don Gregory.....	Senior Manager, Corporate Partnership Activation
Matt Heffley.....	Senior Manager, Partnership Strategy & Analytics
Ethan Mitnik.....	Senior Manager, Corporate Partnership Activation
Peter Sachs.....	Senior Manager, Corporate Partnership Sales
Allie Weiller.....	Senior Manager, Corporate Partnership Activation
Ally Futterman.....	Manager, Corporate Partnership Activation
Mike Genaro.....	Manager, Corporate Partnership Strategy
Joseph Johnson.....	Manager, Corporate Partnership Sales
Juan Londono.....	Manager, Corporate Partnership Sales
Christine Narain.....	Manager, Corporate Partnership Strategy
Brielle Speranzini.....	Manager, Corporate Partnership Services
Sarah Patti.....	Coordinator, Corporate Partnership Activation
Bairre Reilly.....	Coordinator, Corporate Partnership Activation

MARKETING, CONTENT AND COMMUNICATIONS

Andy Goldberg.....	Executive Vice President & Chief Marketing Officer
--------------------	--

MARKETING

Jill Grabill.....	Senior Director, Marketing
Will Carafello.....	Senior Director, Social Media
Ryan Chatel.....	Director, Social Media
Claire Dalton.....	Coordinator, Social Media
Nolan Megna.....	Coordinator, Social Media
Kelvy Alter.....	TikTok Specialist
Frank Anselmo.....	Executive Creative Director
Nick Kelly.....	Manager, Design & Creative Services
Becky Savoia.....	Designer, Creative Services
Marc Levine.....	Team Photographer
Donean Guerrero.....	Assistant, Marketing

CONTENT AND PRODUCTION

Bobby Clemens.....	Senior Director, Content & Marketing Productions
Brendan McKeon.....	Senior Director, Technology & Marketing Productions
Maurice Abbate.....	Director, Original Content
Josh Rosenman.....	Director, Content & Marketing Productions Creative
Anthony Vario.....	Video Editor, Productions
Jenna Doak.....	Video Editor, Productions
Jonathan Baron.....	Coordinator, Content
Josh Cohen.....	Coordinator, Content
Jenna Doak.....	Coordinator, Marketing & Productions
Marysol Castro.....	Public Address Announcer
Colin Cosell.....	Public Address Announcer

BROADCASTING AND SPECIAL EVENTS

Lorraine Hamilton	Executive Director, Broadcasting & Special Events
Laura South	Senior Director, Broadcasting & Special Events
Gabby Jasper	Coordinator, Broadcasting & Special Events
Timothy O'Sullivan.....	Assistant, Broadcasting & Events
Alicia Juillet	Mets Hall of Fame Curator

COMMUNICATIONS

Harold Kaufman.....	Vice President, Communications
Ethan Wilson	Senior Director, Communications
Zach Weber	Director, Communications and Publications
Alan Suriel.....	Coordinator, Communications/Translator
Zack Becker	Coordinator, Communications
Katie Agostin.....	Coordinator, Communications
Josh Lederman.....	Assistant, Communications

ALUMNI RELATIONS & TEAM HISTORY

Jay Horwitz.....	Vice President, Alumni Relations & Team Historian
Emily Epstein.....	Assistant, Alumni Relations

BUSINESS OPERATIONS

BUSINESS STRATEGY

John Ricco	Senior Vice President & Chief of Staff
Neal Kaplan	Vice President, Strategy
Marigrace Boothman.....	Manager, Workday Business Systems
Marchrista Jones.....	Analyst, Business Systems
Janine Laboy-Gonzalez	Coordinator, Strategy

LEGAL

Jessica Villanella	Vice President, Employee Relations & Co-General Counsel
James Denniston.....	Executive Director & Co-General Counsel
Ennis Coble.....	Director, Counsel

HUMAN RESOURCES

Ariel Speicher	Head of Human Resources
Andrew Giuliani	Senior Director, Talent Acquisition
Brandon Nieuw	Director, Baseball Employee Processes
Aubrey Wechsler	Director, Employee Engagement
Yvette Belizaire	Coordinator, Benefits Coordinator
Ryan Kristopik	Coordinator, Recruiting
Dan Bianchini	Analyst, Human Resources
Danielle Esposito	Executive Assistant
Wendy Porter	Receptionist

INFORMATION SYSTEMS

Mark Brubaker.....	Chief Technology Officer
Oscar Fernandez	Vice President, Technology Solutions
Sean Olsen.....	Vice President, Technology Infrastructure
Eric Ramos	Executive Director, Information Technology
Tim Gunkel	Executive Director, Ballpark Technology
Caroline Hoos	Head of Program Management & Technology
Sameer Gupta	Head of Data Solutions
Tanny Petchor	Senior Manager, Technology Solutions
Robert Silver	Senior Network Engineer
Meldon Pereira.....	Lead Data Engineer
Venkata Soma	Cloud Engineer
Steve D'Costa	Help Desk Manager
Albert Daci	Help Desk Technician
Sean Feliciano	Help Desk Technician
Rey Ramirez.....	Systems Administrator
Enrike Klevan.....	Audio-Visual Systems Specialist
Ryan Campbell	Systems Administrator

CORPORATE PROCUREMENT & PROJECT MANAGEMENT

Felix Cruz Director, Corporate Procurement & Project Management
 Bennett Sciacca Senior Manager, Corporate Procurement & Project Management
 Maverick Palabasan Manager, Corporate Procurement & Senior Purchasing Agent
 Jan Padron Purchasing Agent, Corporate Procurement & Project Management
 Kevin Clifford Purchasing Agent, Corporate Procurement & Project Management

FOUNDATION AND COMMUNITY ENGAGEMENT

Jeanne Melino Senior Vice President Foundation and Community Engagement
 Julianna Sabra Co-Head of Foundation & Community Engagement
 Jane Son Co-Head of Foundation & Community Engagement
 Donovan Mitchell Senior Director, Diversity, Equity and Inclusion
 Tony Croslin Coordinator, Foundation and Community Engagement
 Erica Wells Assistant, Foundation and Community Engagement

FINANCE & ACCOUNTING

Steve Cannata Chief Financial Officer & Treasurer
 Peter Woll Vice President, Financial Planning & Analysis
 John Ventimiglia Executive Director, Controller
 Keith McCloat Director, Financial Planning & Analysis
 Ralph Ardolina Director, Payroll
 Lauren LoGiudice Senior Financial Analyst
 Shannon Conerty Senior Accountant
 Jessie Rodriguez Junior Accountant
 Lindsay Silvestri Staff Accountant
 Dov Poplack Manager, Accounting
 Ivan Ortiz Manager, Accounting
 Mary Phelan-Cox Payroll Supervisor
 Kaytlynn Orioles Payroll Administrator
 Hernando Pardo Accounts Payable Coordinator

CITI FIELD OPERATIONS

Jeffrey White Executive Vice President, Operations
 Maicy Schwartz Executive Assistant, Operations

GUEST EXPERIENCE & TRANSPORTATION SERVICES

Chris Brown Vice President, Guest Experience & Venue Services
 Michelle Cronk Director, Transportation & Medical Services
 C.J. Quackenbush Manager, Guest Experience
 Matthew Rutherford Coordinator, Guest Experience

BALLPARK OPERATIONS

Sue Lucchi Vice President, Ballpark Operations
 Peter Cassano Executive Director, Ballpark Operations
 Bill Deacon Executive Director, Field Operations
 Michael Dohnert Senior Director, Ballpark Operations
 Anthony Devita Senior Director, Construction Projects
 Sara Bollock Director, Building Command Center
 Ann Marie Breyer Director, Landscaping & Horticulture Services
 Mike Newby Director, Building Operations
 Tim McAndrew Director, Field Operations
 Robert Thompson Loading Dock Supervisor
 Andy Beggs Manager, Field Operations
 Luis Soto Manager, Building Operations
 John Toral Manager, Ballpark Operations
 Joe Ambroselli Coordinator, Ballpark Operations
 Wonford Duberry Coordinator, Building Operations
 Michael Riconda Coordinator, Building Operations
 Michael Sutura Coordinator, Building Operations
 Richard Staszewski Coordinator, Building Operations
 Jay Chen Coordinator, Building Operations

SECURITY

John McKay.....	Vice President, Security
Stephen Dillon.....	Senior Director, Security
Toni Pelosi.....	Director, Security
Conrade Murray.....	Senior Manager, Security
Brianna Dammers.....	Manager, Security
Robert Stallone.....	Coordinator, Security
Dawn Lambert.....	Coordinator, Security
Matthew Donenfeld.....	Assistant, Security

SYRACUSE METS

Jason Smorol.....	General Manager
Katie Berger.....	Assistant General Manager
Brian Paueck.....	Assistant General Manager, Stadium and Baseball Operations
Kathleen McCormick.....	Director, Sales & Marketing
Julie Cardinali.....	Manager, Corporate Sales
Anthony Cianchetta.....	Director, Multimedia Production
Will Commisso.....	Director, Ticket Operations
Michael Tricarico.....	Director, Broadcasting & Media Relations
John Stewart.....	Director, Turf Management
Nate Flask.....	Assistant Director, Turf Management
Bill Ryan.....	Manager, Luxury Suites & Hospitality
Patrick Taylor.....	Senior Staff Accountant
Frank Santoro.....	Staff Accountant
Billy Scholten.....	Manager, Ticket Office
Mike Giruzzi.....	Account Executive, Group Sales
Phoebe Langdon.....	Account Executive, Group Sales
Katie Baldwin.....	Account Executive, Group Sales

FLORIDA OPERATIONS

Paul Taglieri.....	Vice President, Minor League Facilities
Traer Van Allen.....	General Manager, St. Lucie Mets
Kasey Blair.....	Assistant General Manager, St. Lucie Mets Game Day Operations
Kyle Gleockler.....	Assistant General Manager, St. Lucie Mets Team Operations
Lauren DeAcetis.....	Director, Sales & Corporate Partnerships
Brett Bladergroen.....	Manager, Sales & Corporate Partnerships
Pamela Kuhnle.....	Senior Accountant
Adam MacDonald.....	Manager, Broadcast & Media Relations
Doug Dickey.....	Manager, Fantasy Camp & Special Events
Josh Sexton.....	Manager, Group Sales & Staffing Operations
Mary O'Brien.....	Executive Assistant
Jeff Montpetite.....	Maintenance

BROOKLYN CYCLONES

Steve Cohen.....	Vice President
Kevin Mahoney.....	General Manager
Billy Harner.....	Assistant General Manager
Christina Moore.....	Director, Community Relations
Michael Charyn.....	Director, Ticket Sales
Vladimir Lipsman.....	Manager, Operations
Jennifer Reilly.....	Manager, Corporate Partnership & Business Development
Kiana Steinaur.....	Manager, Marketing
Bryan Wynne.....	Manager, Special Events
Max Colten.....	Head Groundskeeper
Tatiana Isdith.....	Senior Accountant
Tommy Cardona.....	Partnership Development
Keith Raad.....	Account Executive & Broadcaster
Mordechai Twersky.....	Assistant Manager, Box Office
Ricky Viola.....	Account Executive
Sharon Lundy.....	Administrative Assistant & Community Relations

OFFICE OF THE CHAIRMAN



STEVEN A. COHEN

OWNER, CHAIRMAN AND CEO

- Steve Cohen is the chairman and majority owner of the New York Mets. He bought the team in 2020 and is working on revamping the team's operations to help turn the club into a perennial World Series contender that provides Mets fans a first-class experience.
- Grew up in Great Neck, New York, where he would take the Long Island Railroad to Mets games and sit in the upper deck.
- Mr. Cohen is the founder, chairman and chief executive officer of Point72 Asset Management, an alternative investment firm with more than 1,800 employees around the globe. He founded S.A.C. Capital Advisors, the predecessor investment firm to Point72, in 1992. The Firm has built a reputation as an industry-leader in talent development, innovation and the use of alternative data analytics.
- Mr. Cohen has leveraged his lengthy career in the public markets to found Point72 Ventures, a global venture capital strategy, and Point72 Hyperscale, a private equity strategy that seeks to drive value creation through applied AI.
- Mr. Cohen is also an avid philanthropist. He has founded and holds active leadership roles in several nonprofit organizations.
- Mr. Cohen and his wife, Alexandra, founded the Steven & Alexandra Cohen Foundation in 2001. The Foundation is committed to achieving lasting and meaningful change through commitments to children's health, education, veterans, and the arts. He created Cohen Veterans Network and Cohen Veterans Bioscience in 2015 to improve the mental healthcare, treatment, and quality of life for veterans and their families.
- He serves on the Board of Trustees at the Museum of Contemporary Art (MOCA) in Los Angeles, the Emeritus Board of the Robin Hood Foundation, and the Museum of Modern Art (MoMA) Board of Trustees.
- Mr. Cohen received a BS in economics from the University of Pennsylvania's Wharton School. He began his investing career at Gruntal & Co. in New York, where he managed proprietary capital for 14 years before starting his own investment business.
- He currently lives with his wife in Greenwich, Connecticut. He has seven children and is an avid art collector.



ALEXANDRA M. COHEN

OWNER & PRESIDENT OF AMAZIN' METS FOUNDATION


- Alexandra Cohen launched the Amazin' Mets Foundation in the spring of 2021. The Foundation is the official charitable arm of the New York Mets and is dedicated to making a lasting impact – on and off the field – by providing needed services and opportunities to children, families, and under-served groups in the neighborhoods and communities near Citi Field, as well as all Mets affiliated ballparks.
- Alexandra is also the President of the Steven & Alexandra Cohen Foundation, the non-profit organization that she and her husband co-founded in 2001, which is committed to inspiring philanthropy and community service by creating awareness, offering guidance, and leading by example to show the world what giving can do.
- Over the past two decades, the Cohens have given more than \$1 billion in gifts to organizations that improve children's healthcare and education, serve the underserved, support the arts, protect the environment, and further research in the areas of Lyme and tickborne disease and Psychedelics therapy. Their giving often reflects a personal connection with the causes and communities they support.
- Alexandra was born in Harlem, New York and grew up in Washington Heights. After studying communications at New York's Manhattan College, she worked in the financial industry until she married Steven Cohen in 1992. Since then, Alexandra has been focused on raising her family and driving their family's philanthropic endeavors. Steven and Alexandra became owners of the New York Mets franchise in 2020.
- Alexandra is a member of the Honorary Council of the Bob Woodruff Foundation and the New York Restoration Project Chairman's Council.



ANDREW B. COHEN

VICE CHAIRMAN

- Andrew B. Cohen is the Vice Chairman, member of the board of directors since 2012, and a minority owner of the New York Mets Baseball Club.
- He is the Chief Investment Officer and Co-Founder of Cohen Private Ventures which invests long-term capital, primarily in direct private investments and other opportunistic transactions, and manages family office activities, on behalf of Steven A. Cohen and his family.
- Prior to his position with Cohen Private Ventures, he was an Analyst and Portfolio Manager at the Firm from 2002 to 2005, investing in public equities and debt securities.
- Began his career at Morgan Stanley where he was an Analyst in the real estate department and principal investing group (MSREF) and then an Associate in the mergers and acquisitions group post business school.
- He is a member of the board of directors of several public and private companies.
- Received his B.A. from the University of Pennsylvania and his M.B.A. from the Wharton School of the University of Pennsylvania.
- Andrew resides in Manhattan with his wife and two children.



FRED WILPON

CHAIRMAN EMERITUS

- Served as President and Chief Executive Officer of the Mets from 1980-2002 and as Chairman of the Board from 2002 until 2020.
- A Brooklyn, NY native who has been closely identified with baseball since his days as a youngster.
- Instrumental in bringing baseball back to Brooklyn, serving as the Chairman of the Brooklyn Baseball Company, which owned the Brooklyn Cyclones.
- Co-founder and Chairman of the Board of Sterling Equities, Inc., a real estate firm that is involved in the acquisition, development, ownership, operations and management of commercial, residential, industrial and retail properties throughout the United States.
- Graduated from the University of Michigan.
- Graduated from Lafayette High School in Brooklyn, where he played both baseball and basketball.
- Is a Trustee and serves on the boards of many organizations and institutions.



METS OWNERSHIP HISTORY

OCTOBER 17, 1961

The National League officially awarded a New York franchise to Mrs. Joan Whitney Payson. Her partners included M. Donald Grant and G. Herbert Walker.

OCTOBER 4, 1975

Following the death of Joan Payson at the age of 72, her husband Charles Shipman Payson took over control of the club.

DECEMBER 6, 1975

Lorinda de Roulet was named president of the Mets, succeeding her mother, Joan Payson.

JANUARY 1, 1978

De Roulet was named Chairman of the Board of the Mets. She served until the club was sold in January, 1980.

JANUARY 24, 1980

Ownership of the New York Mets changed hands for the first time in the club's history when Nelson Doubleday announced that Doubleday & Co. Inc. had purchased controlling interest in the team along with Fred Wilpon, Chairman of the Board of Sterling Equities Inc. and City Investing Co. The purchase price was \$21,100,000, a then-record amount for a baseball club.

NOVEMBER 14, 1986

Nelson Doubleday and Fred Wilpon purchased the Club from Doubleday and Company, Inc.

AUGUST 23, 2002

Fred Wilpon and his Sterling Equities partners acquired Nelson Doubleday's 50 percent interest in the team.

NOVEMBER 6, 2020

Steven A. Cohen purchased the Mets from the Wilpon and Katz families.

A night-time photograph of Citi Field stadium. The stadium's facade is illuminated, showing a series of arched windows and columns. The name "CITI FIELD" is prominently displayed in large, white, illuminated letters across the top of the stadium. Above the stadium, several large, vibrant fireworks are exploding, creating long, streaking trails of light in shades of orange, red, and white against the dark night sky. The overall scene is festive and celebratory.

CITI FIELD

FRONT OFFICE

OFFICE OF THE PRESIDENT

SANDY ALDERSON PRESIDENT




- Richard “Sandy” Alderson was named team President on November 6, 2020.
- Spent the previous two years with the Oakland Athletics as the Senior Advisor to Baseball Operations.
- Became the 12th General Manager in Mets history when he was hired on October 29, 2010... Stepped down in July, 2018.
- Was honored as the 2015 Baseball America Executive of the Year after leading the team to the National League pennant.
- Served as a special consultant to Baseball’s Commissioner for Latin America from March 2010 until his hiring by the Mets...In this position he was responsible for leading baseball’s efforts to address identity fraud and other baseball issues in Latin American countries.
- In April 2005, returned to the front office and became Chief Executive Officer of the San Diego Padres and served in that role until March 2009...During his four years in San Diego, he led the franchise to back-to-back playoff appearances for the first time in club history (2005 & 2006) after winning the National League West Division title both seasons...Was responsible for the club’s daily business and baseball operations.
- From 1998-2005, was Major League Baseball’s Executive Vice President of Baseball Operations...Oversaw baseball operations, umpiring, on-field operations, security and facility management...Helped baseball expand internationally, securing MLB’s participation in the historic games with the Cuban National Team in 1999 and the 2000 Summer Olympics, where Team USA won the Gold Medal in Sydney, Australia...He also aided in the creation of MLB academies in Australia, Italy and Compton, CA.
- Was the architect of the Oakland Athletics teams that won three consecutive American League pennants from 1988-1990 and won the World Series in 1989...Served as General Manager from 1983-1997 and President from 1993-1995 and again from 1997-1998.
- Before joining the Athletics, practiced law in San Francisco, working for Farella, Braun & Martell...Left private practice in October 1981 to join the Athletics as their General Counsel and was named Vice President, Baseball Operations in September 1983.
- Taught undergraduate and MBA sports business courses at the University of California, Berkeley during 2009 and 2010...The Haas School of Business classes examined sports business and marketing practices in the global marketplace.
- Received his bachelor’s degree from Dartmouth College in 1969...Graduated from Harvard Law School in 1976...In 2019, was awarded a Doctor of Humane Letters honorary degree from Dartmouth College.
- Served as a Marine Infantry Officer for four years with a tour of duty in Vietnam, where he was awarded the Bronze Star with Combat “V”. Upon returning from Vietnam, commanded the Marine Corps Silent Drill Team at the Marine Barracks in Washington, D.C.
- Was inducted into the Marine Corps Sports Hall of Fame in 2018. In 2021, received the Lifetime Achievement Award from the Vietnam Veterans of America.
- Born in Seattle, WA, he and his wife, Linda, have two adult children and six grandchildren.

METS PRESIDENTS

George Weiss	1962-1966
Bing Devine	1967
Joan Payson	1968-1975
Lorinda de Roulet.....	1976-1979
Fred Wilpon	1980-2002
Saul B. Katz	2002-2020
Sandy Alderson	2020-present

BILLY EPPLER
GENERAL MANAGER




- Billy Eppler was named the 16th general manager in franchise history on November 19, 2021.
- Previously, he joined WME Sports as Partner, Co-Head of their Baseball Division in September, 2021.
- Shortly after joining the Mets, Eppler led the acquisition of free agents Max Scherzer, Starling Marte, Mark Canha and Eduardo Escobar.
- He was part of the team responsible for the hiring of the team’s new manager, Buck Showalter.
- He was named the 12th GM in Los Angeles Angels team history on October 4, 2015 and spent five years with the club.
- While in Anaheim, Eppler oversaw all aspects of the club’s baseball operations.
- During his time with the Angels, Eppler successfully recruited and signed international two-way player Shohei Ohtani in December, 2017, agreed on a 12-year extension with Mike Trout just before the 2019 season and signed perennial MVP candidate Anthony Rendon to a free agent contract.
- He started his baseball career with the Colorado Rockies organization, where he was hired in 2000 as an area scouting supervisor for Southern California...He was promoted to assistant director of pro scouting & player development in 2003.
- Eppler joined the New York Yankees organization in 2004 and served in a variety of capacities, rising to Assistant General Manager, before joining the Angels.
- His stint at the Yankees included Assistant Director of Baseball Operations (2004-06), Director of Pro Scouting from 2006-09, the Senior Director of Professional Personnel from 2010-2011 and was promoted to Assistant General Manager in 2012-2015.
- In his final role with the Yankees, Eppler’s responsibilities included assisting with player acquisitions, roster composition & management, staffing & personnel and player contract negotiations...In addition, Eppler oversaw all phases and personnel in the Yankees’ Major League and Professional Scouting Departments both domestically and internationally.
- He graduated cum laude from the University of Connecticut with a finance degree in 1998 and began his sports career as an intern in the Washington Football Team Scouting Department.
- Eppler, 46, is a native of San Diego, CA...He and his wife, Catherine, have three children.

METS GENERAL MANAGERS

George Weiss	1962-1966	Jim Duquette.....	2003-2004
Bing Devine	1967	Omar Minaya.....	2004-2010
Johnny Murphy	1968-1969	Sandy Alderson	2010-2018
Bob Scheffing	1970-1974	Brodie Van Wagenen.....	2018-2020
Joe McDonald.....	1975-1979	Jared Porter.....	2020-2021
Frank Cashen	1980-1991	Zack Scott*	2021
Al Harazin.....	1992-1993	Billy Eppler	2021-present
Joe McLivaine.....	1993-1997		*Indicates Acting General Manager
Steve Phillips.....	1997-2003		

BRYN ALDERSON**ASSISTANT GENERAL MANAGER,
PRO PLAYER EVALUATION & PERSONNEL**

- Was named assistant general manager in July of 2021.
- Previously served as the team's director of professional scouting, a position he was promoted to on September 3, 2019.
- Joined the Mets in 2012 as a professional scout and was promoted in 2017 to assistant director, professional scouting.
- Was Oakland's coordinator of scouting from 2005-2006 and a professional scout with the A's from 2007-2011.
- Began his career as a baseball operations assistant from 2003-2004 with the Oakland Athletics.
- Graduated from Dartmouth College where he played baseball from 2000-2003.
- His father, Sandy, was the 12th general manager in Mets history and is currently president of the New York Mets.
- Bryn and his wife, Andrea, live in Old Greenwich, CT with their twin daughters, Lucy and Winona (4) and son, Jack (1).

**IAN LEVIN****ASSISTANT GENERAL MANAGER, BASEBALL OPERATIONS**


- Was named assistant general manager in July of 2021.
- Previously served as the senior director of baseball operations from December, 2018 until he was promoted.
- Served as director of player development from 2017-2018 after serving as the director of minor league operations from 2015-2016.
- Worked as the manager of baseball analytics from 2013-2014 and was the coordinator of amateur scouting from 2007-2012.
- Served as a baseball operations intern in 2006...Started his Mets career as a media relations intern in 2005.
- Originally from Bayonne, NJ, graduated from Bayonne High School...Earned a Sport Management degree from Seton Hall in 2006 and an MBA from Binghamton University in 2011.
- Ian, 37, lives in White Plains, NY with his wife, Sara, and son, Nolan.

**BEN ZAUZMER****ASSISTANT GENERAL MANAGER, BASEBALL ANALYTICS**

- Promoted to his current position in December of 2021.
- Joined the Mets in January of 2021 as the director of baseball analytics, where he oversaw the research and development areas within baseball operations.
- Spent the previous six years with the Los Angeles Dodgers.
- Author of Oscarmetrics: The Math Behind the Biggest Night in Hollywood, which uses math to predict award winners.
- Graduated with an A.B. from Harvard in 2015.
- Moving to New York with his fiancée, Rabbi Shayna Golkow.

**JONATHAN STRANGIO****VICE PRESIDENT, BASEBALL OPERATIONS**

- Joined the Mets in March of 2022 as the vice president of baseball operations.
- In this role, he will assist General Manager Billy Eppler with the day-to-day operations of all aspects of the department.
- Most recently served as the head of operations at Buddy, an Insurtech company.
- Previously, he spent nearly nine years with the Los Angeles Angels, including the last five as an assistant general manager.
- The Long Island native attended Harvard University, where he earned a degree in English with a secondary field in economics and was a pitcher on the varsity baseball team.
- Began his career as a baseball operations intern with the Mets.
- Jonathan, 33, currently resides in Washington, DC with his wife, Alexandra.



TOMMY TANOUS

VICE PRESIDENT, AMATEUR AND INTERNATIONAL SCOUTING


- Was named to his current role in December of 2020...Has overseen the Mets amateur draft since 2012.
- Has been involved with international scouting since 2016.
- Was the Mets scouting director from November, 2011 through November, 2016.
- Served as a special assignment scout in 2011, overseeing both professional and amateur talent.
- Before joining the Mets, spent six years with the Toronto Blue Jays as a national crosschecker (2006-2010) and area supervisor (2004-2005).
- In 2003 served as an area supervisor for the Texas Rangers...From 1996-2002 was an area supervisor for the Milwaukee Brewers.
- Played shortstop for both the Community College of Rhode Island and American International College, advancing to the College World Series with both programs.
- Resides in Barrington, RI with wife Beth and three boys, Samuel, Gabriel and Lucas.



STEVE MARTONE

SPECIAL ADVISOR TO THE GENERAL MANAGER

- Joined the Mets in 2022 as the special advisor to General Manager Billy Eppler.
- Martone last held the position of assistant general manager with the Angels, a role he held since 2015.
- Prior to his stint in California, Martone spent nine years with the New York Yankees.
- In 2014-15, he served as the manager of professional scouting after previously serving as an assistant of baseball operations.
- Martone was originally hired by the Yankees as a baseball operations intern in February of 2006.
- The Houston, TX native graduated from the University of Houston in 2005.
- Steve, 42, and his wife, Laura, have three children and reside in New York.



ELIZABETH BENN


DIRECTOR, MAJOR LEAGUE OPERATIONS

- Enters her first season as the director, major league operations...She became the highest-ranking woman in baseball operations in club history.
- Spent the previous five years working for MLB commissioner's office...During the past two years served as the senior coordinator of baseball operations...She previously worked as a coordinator of labor relations, diversity and inclusion and baseball development.
- Since 2016, she has pitched in the New York City Metro Baseball League...Was the first woman to play in the NYCMBL.
- Worked as a coaching assistant for high school and middle school baseball and softball teams at DREAM, formally the Harlem RBI program.
- Graduated from the University of Toronto in 2015, where she played softball...Earned her master's in philosophy from Columbia University in 2017.
- Serves as an adjunct lecturer in philosophy at Lehman College.
- A native of Toronto, was named one of The Athletic's "35 under 35" in 2019.




BRYAN HAYES**DIRECTOR, BASEBALL DEVELOPMENT**


- Promoted to the director of baseball development in 2022...Enters his 12th season with the Mets and 18th in professional baseball.
- From 2019-2021, he served as the assistant director of amateur and international scouting.
- Interned in player development and baseball operations in 2011-2012 then worked in amateur and international scouting from 2013-2021.
- Began his career as a batboy and clubhouse attendant for the Norfolk Tides (AAA Mets/Orioles) from 2004-2007, then completed internships in the front office with the Tides (2008) and San Diego Padres (2010).
- Bryan, 34, graduated from Notre Dame in 2010 with a degree in Finance and Spanish then earned a Master of Science in Analytics from Georgia Tech in 2021...Served as senior manager of football administration for Notre Dame Football

**JOE LEFKOWITZ****DIRECTOR, BASEBALL ANALYTICS**

- Begins his 10th season with the Mets in 2022 and 12th in professional baseball.
- Promoted to director, baseball analytics in January of 2022.
- Was promoted to manager, baseball research & development in January of 2019.
- Spent two years interning for the New York Yankees before joining the Mets in 2012 as the senior coordinator of baseball systems.
- Joe, 33, Graduated from Stevens Institute of Technology in 2010 where he received a bachelor's degree in Computer Science.

**KEVIN MEEHAN****DIRECTOR, BASEBALL SYSTEMS**

- Joined the Mets in May of 2021 as the Director of Baseball Systems, where he oversees the research and development of software and hardware systems within Baseball Operations.
- Spent the past decade working for startups in Silicon Valley as an engineer, founder, product leader – experiencing some fortunate successes and spectacular failures.
- Graduated with a B.S. in Systems Engineering from the University of Virginia in 2009, where he competed in NCAA XC and Track & Field.
- Lives in Hudson, NY with his wife Madeleine.

**NICK SPAR****DIRECTOR, BASEBALL OPERATIONS**

- Joined the organization in February of 2022 as the director of baseball operations.
- Spar most recently served as the director of baseball operations for William Morris Endeavor.
- Prior to his work at WME, he spent three seasons as an assistant in the baseball operations department with the Los Angeles Angels.
- Spar graduated with a B.A. in History from the University of Michigan in 2012 and attended Columbia Law School where he received his J.D. in 2016.
- Following law school, Spar worked as a litigation associate with Ropes & Gray LLP in New York.
- He previously served as the managing editor of The Michigan Daily, the student newspaper at Michigan, and interned at The White House during the spring of 2010.
- Nick, 31, resides in New York City.



BRIAN SMALL DIRECTOR, TEAM TRAVEL

- Enters into his 12th season with the organization.
- Prior to joining the club, served nearly 20 years at the major league executive level for the Milwaukee Brewers and MLB Commissioner's office.
- Was the manager of waivers and player records for MLB after the league offices were consolidated in 2000 and remained in that position until 2007.
- Returned to the American League office in 1998 as the director of waivers and player records overseeing the administration of player transactions, contracts, and the major league rules.
- Worked for the Milwaukee Brewers in 1991 as the director of baseball administration, a position with duties ranging from salary arbitration preparation to Spring Training accommodations for minor leaguers.
- Served as assistant public relations director in the American League office from 1990-1991.
- Is a graduate of Stanford University with a degree in Quantitative Economics and is a certified fitness trainer.
- Brian is single and resides in Hackensack, NJ.




KEVIN KIERST EQUIPMENT MANAGER

- Entering his 12th year as the Mets equipment manager and 32nd in the Mets organization... Previously served as the Mets minor league equipment manager for eight years (2003-2010) and for 12 years as the equipment manager with the Mets Triple-A affiliate in Norfolk, VA.
- Has been a bat boy, clubhouse manager, equipment manager and minor league equipment coordinator with stops in Norfolk, VA (1991-2002), Nashville, TN (1990), Dunedin, FL (1989), Knoxville, TN (1985-1988), Florence, SC (1984) and his hometown of Auburn, NY (1975-1983).
- Was also a veteran professional ice hockey official in both the American and East Coast Hockey Leagues and was selected to work the 1993-1994 ECHL All-Star Game.
- Named 2015 National League Clubhouse Manager of the Year by the Major League Baseball Clubhouse Managers Association.
- Kevin, 57, resides in Port St. Lucie, FL with his wife Dawn, daughter Kayla and son Kyle.



DAVE BERNI VISITING CLUBHOUSE MANAGER

- Begins his 25th season with the Mets and third as the visiting clubhouse manager.
- Was the assistant home clubhouse manager from 2007-2019...Oversaw the umpires room from 2011-2019...Worked as a clubhouse attendant from 2002-2006.
- Joined the Mets in 1998 as a bat boy/ball boy...Held that position until 2001.
- Graduated from St. John's University with a B.S. in Sports Management and a minor in Business Management in 2003.
- Attended St. Francis Preparatory High School in Fresh Meadows, NY.
- Has finished two New York City marathons...In 2015, he ran on behalf of The Bulldogs Care Foundation, which helps disadvantaged children through sports...In 2016, he ran on behalf of Joe Torre's Safe at Home Foundation.
- Lives in Little Neck, NY with wife Jennifer, children Isabella and Adelina as well as their puggle, Rudy Pepperoni.



SCOTT KELTNER COORDINATOR, CLUBHOUSE OPERATIONS

- Named the coordinator of clubhouse operations prior to the 2022 season.
- Worked as the visiting clubhouse assistant for the St. Louis Cardinals from 2016-2021.
- Had worked for the Mets in the home clubhouse during spring training in Port St. Lucie from 2017-2021.
- From 2014-2015, was the visiting clubhouse manager for the Memphis Redbirds, the Cardinals Triple-A affiliate...Was the home clubhouse manager with the Burlington Bees, the Angels' Class-A affiliate, in 2013.
- Served as a clubhouse attendant and bat boy for the Iowa Cubs, Chicago's Triple-A affiliate from 2008-2012.
- A native of Ankeny, IA, he graduated from Minnesota State University with a B.S. in Sport Management and a minor in Marketing in 2012.



MEDICAL STAFF

DR. DAVID ALTCHER MEDICAL DIRECTOR

- Returned to the Mets as the Medical Director in 2005.
- Was head team physician for the New York Mets organization from 1991-2001.
- Matriculated to Cornell University Medical College in 1978, having graduated from Columbia College summa cum laude...Graduated from Cornell University Medical College in 1982 and was awarded the T. Campbell Thompson Award for outstanding achievement in orthopedic surgery.
- Pursued his entire surgical career at The New York Hospital-Cornell University Medical College...Beginning in 1982, he did his surgical internship at The New York Hospital under the direction of Dr. Thomas Shires and participated in the Laboratory of Shock Trauma during the summer of 1983.
- Went on to do a residency in Orthopaedic Surgery at the Hospital for Special Surgery and subsequently pursued a fellowship in sports medicine and shoulder surgery under the direction of Dr. Russell F. Warren from 1987 to 1988.
- In 2003, received the John Jay Award for Distinguished Professional Achievement, the highest honor bestowed by Columbia University to its alumni...In November 2003, he received the honor of being named one of the top 250 alumni of all time by the Columbia University student body.
- Served as the co-chief of the Sports Medicine and Shoulder Service at the Hospital for Special Surgery from 2005-2014.
- Professor of Clinical Orthopaedic Surgery at Weill Medical College at Cornell University since 2005.
- Has been the author and co-author of approximately 100 publications in referred medical journals...Has been the author and co-author of 30 books and book chapters and has made over 400 presentations at scientific meetings throughout the world.
- Served as the North American medical director of the professional men's tennis tour (the ATP Tour) and has served in the past as the assistant medical director for the US Open.
- Serves on numerous committees for the Hospital for Special Surgery, including Quality Assurance and Planning.
- Served as team physician for the United States Davis Cup Team from 1999-2003.
- Is an active member of the following organizations: American Medical Association, American Orthopaedic Society for Sports Medicine, American Shoulder and Elbow Society, the Arthroscopy Association of North America, the U.S. Olympic Sports Medicine Society, NY County Medical Society, American College of Sports Medicine, NY State Society of Orthopaedic Surgeons, American Orthopaedic Association, International Society of Arthroscopy, Knee Surgery & Orthopaedic Sports Medicine, Sports Medicine Society, Medical Society of the State of New York and the Eastern Orthopaedic Association...Is a fellow of the American Academy of Orthopaedic Surgeons, having been board certified in 1990.
- Resides in Manhattan, NY with his wife, Anne.



DR. LARRY GULOTTA HEAD ORTHOPEDIC PHYSICIAN

- Enters his first season as the head team orthopedic physician for the Mets.
- He is the chief of the shoulder and elbow division of the Sports Medicine Institute at Hospital for Special Surgery.
- Specializes in shoulder surgery and sports medicine, including arthroscopic and open surgeries of the shoulder.
- Serves as a reviewer for the Journal of Bone and Joint Surgery, the Journal of Shoulder and Elbow Surgery, Clinical Orthopaedics and Related Research, and the Journal of Orthopaedic Research...Is also on the Editorial Board of the HSS Journal.
- Attended undergraduate at Johns Hopkins University, where he studied biology and played varsity football...Was recognized with several academic and athletic honors...Inducted into Phi Beta Kappa and named to the GTE Academic All-American Football Team in his senior year.
- Attended Harvard Medical School followed by Hospital for Special Surgery, where he trained in orthopedic surgery, sports medicine, and shoulder surgery.
- In addition to his training in the United States, Dr. Gulotta acquired further training in shoulder surgery at specialized centers across Europe...He completed an AO Shoulder Trauma Fellowship in Bern, Switzerland, and also observed leading shoulder surgeons in Zurich, Switzerland, and Lyon, France.
- His diverse training has allowed him to perform cutting-edge arthroscopic and open surgeries for the treatment of shoulder instability, labral tears, shoulder replacements, large rotator cuff tears, revision shoulder surgeries, and shoulder fractures.
- During his training, he served as an Assistant Physician for the New York Football Giants, Iona College Athletics, the FDNY semi-professional Football Team, and the New York City Public Schools Athletic League.
- Resides in Chappaqua, NY.



DR. KATHRYN MCELHENY HEAD TEAM PHYSICIAN

- Is dual board certified in Pediatrics and Sports Medicine and is a member of the Primary Care Sports Medicine Service at Hospital for Special Surgery.
- Graduated with honors from Emory University in 2009 where she was a member of the track and cross country team.
- Graduated magna cum laude from Loyola Stritch School of Medicine in 2013 where she was voted a member of the AOA National Honor Medical Society.
- Completed her residency training at Weill Cornell where she was chief resident and a recipient of the James Horowitz Chief Resident award for New York Presbyterian Hospital.
- Received Sports Medicine fellowship training at Hospital for Special Surgery under the direction of Dr. James Kinderknecht where she served as a fellow team physician for the New York Football Giants and New York Mets.
- Is an author or co-author on multiple scientific papers, with ongoing research projects largely concentrated in baseball injury prevention.
- Dr. McElheny currently resides in Brooklyn, NY.



MEDICAL CONSULTANTS



DR. FRANK CAMMISA
Spine Specialist



DR. MICHELLE CARLSON
Hand Specialist



DR. JAMES CARR
Florida Team Orthopedist



DR. JOSHUA DINES
Team Orthopedist



DR. MARK DRAKOS
Foot & Ankle Specialist




DR. LAWRENCE INRA
Cardiologist



DR. MICHAEL JACOBS
Dermatologist



DR. ANN KRIEGER
Sleep Specialist



DR. SANGWOO LEE
Ophthalmologist



DR. LAWRENCE LEVIN
Cardiologist



DR. HOWARD LIVERS
Dentist



DR. ANDREW PEARLE
Physician



DR. ANIL RANAWAT
Orthopedist



DR. HOWARD ROSENBERG
Infectious Disease Specialist



TERRANCE SGROI
Physical Therapist Specialist



DR. WAYNE WINNICK
Chiropractor

PERFORMANCE STAFF

JIM CAVALLINI

DIRECTOR OF PERFORMANCE

- Was named the Director of Performance and Sports Science on January 23, 2018.
- From 2015-2017, was the Director of Performance for the United States Army Special Operations Command at Fort Bragg, NC...He recruited, managed and led an elite team of high performance professionals which included performance coaches, athletic trainers, dietitians, sports scientists and cognitive performance coaches.
- Also oversaw all aspects of the performance program, which included performance coaching, testing and monitoring performance nutrition, cognitive performance and the reconditioning of injured operators...Coached the operators in all aspects of performance training, speed, strength and power development, multi-directional movement skill and energy system development.
- Has collaborated with the medical, physical therapy and psychology teams to develop a performance rehabilitation mythology.
- From 2010-2015, he managed a world-class performance training facility for the United States Army Special Operations Command, including performance coaching, testing, monitoring and reconditioning.
- Was the assistant strength and conditioning coach at the University of Virginia from August, 2007-December, 2009... Lead performance coach for men's lacrosse, wrestling, women's volleyball, field hockey and golf.
- Served as the assistant strength and conditioning coach at the University of Iowa from August, 2005-August, 2007... Worked with women's soccer, men's track and field, men's golf, women's volleyball, field hockey and rowing.
- Was the graduate assistant strength and conditioning coach at Ball State for women's soccer, men's and women's tennis and women's track from August 2003-August, 2005 and was the assistant strength and conditioning coach at Drexel University for 16 Division I athletic teams from September, 2002-August, 2003.
- Received a Master of Science in Sport Biomechanics in 2005 from Ball State University and a Bachelor of Science in Exercise Science from Ithaca College in 2000.
- Jim and his wife, Jaclyn, have two boys, Ivan and Anders, and reside in Ardsley, NY.



BRIAN CHICKLO

DIRECTOR OF PLAYER HEALTH

- Begins his 23rd year in the Mets organization and his first as director of player health.
- Spent the previous four seasons as the team's head athletic trainer.
- From 2012-2017, was the Mets major league assistant athletic trainer.
- Served as the minor league medical coordinator in 2011...Spent the previous nine seasons as the trainer for the Mets Triple-A affiliates in Norfolk, New Orleans and Buffalo.
- Selected by the Professional Baseball Athletic Trainers Society as the 2008 Pacific Coast League's Athletic Trainer of the Year.
- Was the head trainer for St. Lucie (A) of the Florida State League in 2001.
- Worked as the head trainer at Capital City (A) of the South Atlantic League in 2000 and held a similar position with Pittsfield (A) of the New York-Penn League in 1999.
- Began his career in professional baseball with an internship for Las Vegas (AAA) of the Pacific Coast League in 1998.
- Graduated from Shenandoah University in 1995 with a Bachelor of Science in Kinesiology...Also earned an M.S. degree in Sports Injury Management from UNLV in 1998.
- Brian and his wife, Ashley, reside in Fort Mill, SC with their son, Dalton and daughter, Collins.



JOSEPH GOLIA

HEAD ATHLETIC TRAINER

- Enters his 17th season with the Mets and first as the team's head athletic trainer.
- Spent the previous four years as major league assistant athletic trainer.
- Spent the 2017 season as the Mets minor league medical coordinator.
- Head athletic trainer at the organization's Triple-A affiliate from 2011-2015 and held the same position with Binghamton (AA) from 2006-2010.
- Served as an athletic trainer for the Surprise Rafters of the Arizona Fall League in 2009 and the Peoria Saguaros in 2008.
- Began his Mets athletic training career at Brooklyn (A) of the New York-Penn League.
- Worked as the athletic trainer for the College of Charleston baseball team from 2002-2005.
- Served as an intern athletic trainer for Trenton (AA) of the Eastern League in 2002, a Red Sox affiliate.
- Worked as the athletic trainer for the Villanova baseball team from 2000-2002.
- Graduated from West Virginia Wesleyan College, majoring in Sports Medicine, before going on to earn his master's degree in exercise and physical education from The Citadel.
- Joseph is married with two children and makes his offseason home in Charleston, SC.



BRYAN BACA**ASSISTANT ATHLETIC TRAINER**

- Begins his first season as the team's assistant athletic trainer.
- Prior to joining the Mets, Baca worked the 2020 campaign as the Houston Astros' Major League infection control & prevention coordinator, establishing, implementing, and coordinating all policies and procedures put into place due to the COVID-19 pandemic.
- In addition, he spent the five seasons as the Astros Minor League medical coordinator, including the last three years as the associate Minor League rehab coordinator.
- From 2007-2016, he worked as a head trainer in the Astros minor league system, including 2015-2016 with the Triple-A Fresno Grizzlies.
- Graduated from New Mexico University in 2004 with B.S. in Athletic Training Education.

**SEAN BARDENETT****COORDINATOR OF REHABILITATION & RECONDITIONING**


- Enters his fourth season with the Mets after spending two years as the major league assistant physical therapist/manual therapist for the Kansas City Royals.
- Previously was the minor league physical therapist with the Chicago White Sox and served as the physical therapy fellow for the Royals.
- Graduated with a Bachelor of Science degree in biology from the State University of New York at Geneseo, followed by his Doctor of Physical Therapy (DPT) from Upstate Medical University.
- Completed sports physical therapy residency training in Fort Worth, TX where he worked as a physical therapist for Texas Christian University athletics (TCU).
- Completed fellowship training at ATI in South Carolina, and is a licensed physical therapist, Board Certified Sports Clinical Specialist, and Certified Strength and Conditioning Specialist.
- Bardenett enters his sixth year as an adjunct faculty member in the Physical Therapy Education Department at Upstate Medical University in his hometown of Syracuse, NY.
- He serves as a board member for the Professional Baseball Physical Therapy Society.
- Resides in Long Beach, NY with his wife Kaitlin.

**JOSH BICKEL****RECONDITIONING THERAPIST**

- Josh Bickel enters his second season in the organization as a reconditioning therapist.
- Prior to the Mets, he worked as a minor league physical therapist for the Cincinnati Reds from 2016-2020.
- Prior to the Reds, he completed the ATI Physical Therapy Upper Extremity Athlete Fellowship and spent the 2016 season with the Kansas City Royals.
- In 2015, he completed the Proaxis Therapy Sports Residency in Greenville, SC.
- Josh received his doctorate in physical therapy from Midwestern University in 2013 and his bachelor's degree in biology from Concordia University-Irvine in 2008.
- A native of Albuquerque, NM, he currently resides with his wife and son in Stamford, CT.

**DUSTIN CLARKE****PERFORMANCE COACH**

- Enters his eighth season as the head performance coach and will be entering his 12th season in the organization.
- In his previous seasons, he has worked with the Gulf Coast Mets, Binghamton Mets and Las Vegas 51's.
- Prior to joining the Mets organization, he worked with University of Michigan football strength and conditioning, Lafayette College and Drexel University strength and conditioning programs.
- Certified Registered Strength and Conditioning Coach NSCA, Certified Strength and Conditioning Specialist NSCA.
- Received his Master's in Exercise Science and Bachelor's in Exercise Physiology from East Stroudsburg University in Pennsylvania.
- Currently resides in Scranton, PA in the offseason with his wife, Angela, and children, Adelyn and Logan.



TANNER MIRACLE

ASSISTANT PERFORMANCE COACH

- Begins his seventh season in the New York Mets organization and first in his current role.
- Spent the 2021 season at the Triple-A Level.
- Was the performance coach in Binghamton in 2020, in Port St. Lucie (2019), Colombia (2017 and 2018) and with the Gulf Coast League Mets in 2016.
- Since 2019, serves as the strength and conditioning coordinator for Toros Del Este, a team in the Dominican Winter League.
- Prior to joining the Mets, Miracle worked as the Director of Strength and Conditioning Operations for baseball at Webber International University in Babson Park, FL.
- Played two years of college football as an outside linebacker with his first season coming at Butler Community College in El Dorado, KS...His second season came at the University of Nebraska-Omaha.
- Received his Bachelor of Science degree from the University of Kansas in 2014.
- Is certified by USA Weightlifting as a Sport Performance Coach and RSCC & CSCS by the National Strength and Conditioning Association (NSCA).
- Tanner, 30, makes his offseason home in Olathe, KS.



MICHAEL SCHOFIELD

SCOUTING PERFORMANCE COACH

- Mike Schofield is entering his second season with Mets organization and his first as the scouting performance coach.
- In 2021, served as the major league assistant performance coach.
- He is entering his 13th season in professional baseball; previously worked for the Atlanta Braves as the minor league strength and conditioning coordinator (2018-2020).
- Served as a minor league strength and conditioning coach with the Arizona Diamondbacks (2010-2017).
- During the off-season, he resides in Denver, Colorado with his wife and two children.



DEAN LITTLE

SPORTS SCIENCE COORDINATOR

- Begins his fourth season as the sports science coordinator.
- Prior to joining the Mets, Little spent three seasons serving as the lead performance analyst/sports science & reconditioning with the NBA Memphis Grizzlies (2016-2019).
- Little has a background in human performance, physiotherapy and rehabilitation.
- He attended the University of Melbourne, LaTrobe University and Australian Catholic University
- Dean lives in Williamsburg, Brooklyn.



CARSAN DITTMAN

PERFORMANCE DIETITIAN

- Begins her second season with the Mets.
- Previously worked as the performance dietitian with the Los Angeles Clippers for four seasons.
- In her six years of private practice, she specialized in nutrition consulting for professional and collegiate athletes and with companies/teams including Red Bull, Nike, Logitech, TSM, and Sutton United.
- In 2015 she completed her nutrition residency in Sarasota, FL, working in clinical nutrition, food service, community nutrition, school nutrition, and sports nutrition with the Pittsburgh Pirates during their Spring Training.
- Graduated with a B.S. in Dietetics, Nutrition, and Food Science. and a Minor in Public Communication from the University of Vermont in 2014.
- Carsan resides in Los Angeles, CA.



JACK JUNG

MASSAGE THERAPIST

- Is in his fifth year with the Mets serving as the team's massage therapist...Jung is in his second stint with the team, having performed massage therapy from 2005-2009.
- Is the owner of FitGolf of Bergen County Golf Fitness since 2010 as well as Therapeutic/ Sports Massage and Rehabilitation.
- Has worked with various organization across the Tri-State area including the New York Giants, the New York Jets, the New York Knicks, the Nets, the Metrostars, WWE, New York Road Runners Club, Mobil Track and Field as well as Ace Boxing.
- Received a B.B.A. from Wittenberg University and a B.S. and Masters of Physical Therapy from Mercy College.
- Attended the Swedish Institute: NYC College of Health Sciences
- Jack resides in Hewitt, NJ.



TOMÁS MEMBREÑO

EXECUTIVE CHEF

- Enters his first season with the Mets as the team's executive chef.
- From 2017-2021, he was the executive chef with the Pittsburgh Pirates...Planned healthy menus and nutrition plans in Pittsburgh, their minor league training facility in Florida and for their six minor league affiliates, including one in the Dominican Republic.
- Served as a manager-sous chef for Boca Raton Regional Hospital from 2015-2016.
- Worked as a private chef for two-time NBA champion Mario Chalmers from 2012-2015.
- Graduated with a B.S. in Culinary Arts and Nutrition from Johnson & Wales (RI) and earned his Masters in Dietetics and Nutrition from Florida International University.
- Lives in Wellington, FL with his fiancée, Maria.




ADDITIONAL STAFF



KELLY ZAVALA
Sous Chef



ANDREW COUCHOT
Chef de cuisine



EDGAR SUERO
Manager, Team Travel



SARA ANN DAVIDSON
Assistant Sports Scientist

THE METS LOGO



The circular Mets logo was unveiled on November 16, 1961 and has gone virtually unchanged throughout the history of the club. The shape of the insignia, with its orange stitching, represents a baseball, and the bridge in the foreground symbolizes that the Mets, in bringing back National League baseball to New York, represent all five boroughs. It's not just a skyline in the background, it has special meaning. At the left is a church spire, symbolic of Brooklyn, the borough of churches. The second building from the left is the Williamsburg Savings Bank, the tallest building in Brooklyn. Next is the Woolworth Building. After a general skyline view of midtown comes the Empire State Building. At the far right is the United Nations Building.

METS AMBASSADORS

OMAR MINAYA

- Named a Mets Ambassador in November of 2020 after serving as a special assistant to the general manager from 2017 to 2020.
- Is in his third tour of duty with the Mets...Worked for the club from September 23, 1997-February 11, 2002 where he was a senior assistant general manager who was responsible for overseeing the Mets International Scouting Department...Returned to the organization on September 30, 2004 as the team's general manager, a role he held until October 4, 2010.
- In his most recent role, Minaya oversaw amateur and international scouting and was involved in player development.
- From 2015-2017, was the senior advisor to the executive director for the Major League Baseball Players Association.
- Became baseball's first Hispanic general manager when he was appointed by Major League Baseball as the vice president and general manager of the Montreal Expos on February 12, 2002.
- Also was the San Diego Padres' vice president of baseball operations from December 11, 2011-January, 2015.
- Worked for the Texas Rangers from 1985-1997 in the Scouting Department.
- Was a member of the selection committee for the United States Olympic and Pan-American baseball teams in 2000 when both won gold medals.
- Omar, 63, was born in the Dominican Republic and grew up in Queens where he played baseball as a catcher at Newtown High School in Elmhurst...His number (21) was retired in 1999.



MIKE PIAZZA

- Mike Piazza, who was inducted into the Baseball Hall of Fame in 2016 and is regarded as the greatest hitting catcher in the history of the game, begins his sixth season as a club ambassador.
- He reinvigorated the franchise when he was acquired from the Florida Marlins on May 22, 1998...Hit 427 home runs during his career, 396 coming as a catcher, the most in Major League Baseball history.
- Inducted into the Mets Hall of Fame in 2013 and his number #31 was retired on July 30, 2016, becoming the second player to have number retired joining Tom Seaver.
- In January of 2020, the address of Clover Park, the home of Mets Spring Training, was renamed in his honor to 31 Piazza Drive.
- Was a 12-time All-Star, won 10 Silver Sluggers (the most by any catcher) and was the 1993 National League Rookie of the Year.
- He was the MVP of the 1996 All-Star Game which was played in his hometown of Philadelphia...Went 2-3 with a double, home run and two RBI.
- Led the Mets to the 2000 World Series and the 1999 NLCS.
- Had a .545 career slugging percentage, the best all-time among catchers and hit .308 during his career, the eighth-best mark among backstops.
- Ranks third in team history in home runs (220), third in RBI (655), first in slugging (.542) and third in batting average (.296).
- Cracked his 352nd home run as a catcher on May 5, 2004 off San Francisco's Jerome Williams to break Carlton Fisk's mark for home runs as a catcher.
- Set a team record with 124 RBI in 1999...Belted 40 home runs that season, the fourth-most in team history...Had a .614 slugging percentage in 2000, the highest single-season mark in franchise history.
- Hit a dramatic eighth-inning home run on September 22, 2001 to beat the Braves, 3-2, in the first sporting event in New York City following the 9-11 attacks.
- Batted .308, with 344 doubles, 427 home runs, 1,335 RBI and .545 slugging percentage during his 16-year career with the Dodgers, Marlins, Mets, Padres and Athletics...He was selected in the 62nd round of the 1998 draft by the Dodgers on the advice of family friend Tommy Lasorda.
- Piazza will continue to visit the Mets during Spring Training for a few days to offer personal instruction to Mets catchers.
- Represents the Mets at Corporate Partnership and charitable events.
- Caught the ceremonial first from Tom Seaver in the last game at Shea Stadium and in the first game at Citi Field.
- Mike and his wife Alicia have three children, two daughters, Nicoletta and Paulina and a son, Marco and they reside in Italy.



TIM TEUFEL

- Tim Teufel begins his sixth season as a club ambassador as well as the club's minor league infield coordinator...Served as the third base coach with the major league team from 2012-2016.
- A former second baseman, he was a key member of the Mets' 1986 World Championship team...Acquired from the Minnesota Twins in a five-player trade on January 14, 1986.
- Batted .333 in five postseason games in 1986...Started two games during the League Championship Series and three contests in the World Series...Hit .247 in 93 games for the 1986 Mets.
- In 1987, he hit .308 in 97 contests for the Mets.
- Hit seven pinch-hit home runs in his career, five as a Met, three short of Mark Carreon's club record.
- Cracked the third pinch-hit grand slam in club history and the first slam of his career on June 10, 1986 to help beat the Phillies.
- In total, he managed for eight years in the Mets minor league system, compiling a cumulative 464-562 (.452) record as a manager.
- Started his managerial career with Brooklyn (A) of the New York-Penn League in 2003 before leading St. Lucie (A) of the Florida State League in 2004-2005 and 2008-2009, Savannah (A) of the South Atlantic League in 2007, Binghamton (AA) of the Eastern League in 2010 and Buffalo (AAA) of the International League in 2011.
- In 2001 and 2002, he served the organization as the Mets minor league infield coordinator.
- Returned to the Mets in 1998 as a member of the Professional Scouting Department.
- Played 11 years in the major leagues (1983-1993), including six years with the Mets (1986-1991)...Also played with the Twins and Padres.
- Was drafted by the Twins in the second round of the June, 1980 Free Agent Draft.
- Was All-ACC and a first team All-American at Clemson University as a senior...Led the Tigers to the College World Series.
- Was inducted to the Clemson Hall of Fame on October 10, 2015.
- Has received "Good Guy" Awards from the New York Press Photographers Association and the New York Baseball Writers Association.
- His son, Shawn, a lefthanded pitcher, was drafted by the Detroit Tigers organization...On August 18, 2011, pitching for Toledo (AAA) of the International League, Shawn went 6.0 shutout innings to turn back Tim's Buffalo team...Shawn pitched collegiately at Liberty (VA) University...He also pitched in the Mets organization in 2013 and for Camden of the Independent Atlantic League in 2014.



MOOKIE WILSON

- Mookie begins his 11th season as a club ambassador.
- Served as the Mets first base and outfield coach in 2011 and 1997-2002.
- Was the Mets minor league outfield and baserunning coordinator in 2010 after spending the previous four years in private business.
- In 2005, managed the Brooklyn Cyclones (A) of the New York-Penn League.
- Managed Kingsport (R) of the Appalachian League in 2003 and 2004.
- Inducted into the Mets Hall of Fame in 1996 and was voted a member of the Mets' 40th Anniversary Team in 2002.
- Returned to the Mets on December 23, 1993 as a member of the Community Outreach Department and a roving minor league instructor...Served there until being named the club's first base coach on October 17, 1996.
- In the spring of 1996, he was a baserunning and outfield instructor in the Mets' minor league camp.
- Was a Mets outfielder from 1980-1989 and ranks among the club's all-time leaders in almost every offensive category.
- Best remembered for perhaps the most memorable at-bat in team history, dodging a two-out, two-strike, wild pitch from Boston pitcher Bob Stanley in the 10th inning of Game 6 of the 1986 World Series that enabled Kevin Mitchell to score the tying run...Then hit a ground ball that trickled under first baseman Bill Buckner's glove, allowing Ray Knight to score the winning run and force a Game 7 that the Mets would win.
- Received the Thurman Munson Award on March 7, 2022, for success and inspiration on the fields of play, and community spirit off the field.
- Graduated from Spartanburg (SC) Junior College with a B.A. Degree in Liberal Arts and attended the University of South Carolina for two years, majoring in Business Administration...Graduated from Mercy College (NY) on May 26, 1996.



TODD ZEILE

- Begins his fourth season as an ambassador.
- Zeile joined SNY in 2017 as a contributing analyst on the networks sports and news shows including “Baseball Night in New York” and “Mets Hot Stove”
- Since 2019, he has served as the lead analyst for the Mets pre- and post-game shows.
- Zeile played in MLB for 16 seasons from 1989 to 2004 for 11 different teams.
- Played three seasons with the Mets, and was the first baseman on the 2000 National League Championship team.
- A California native with experience in acting and producing, Zeile is married Kristin Gamboa, daughter of Tom Gamboa...They have seven children between them ranging from 28 to 17.
- Attended UCLA, where he was a catcher for the Bruins baseball team.



METS EVENTS

METS EVENTS AT CITI FIELD

A DESTINATION FOR EVERY OCCASION

Mets Events is the non-game day event arm that focuses on hosting successful, world class events both inside and outside the ballpark. Citi Field as a venue has over 400,000+ square feet of hospitality space, spread throughout 20+ hospitality spaces, 54 suites, as well as 8,500+ parking spaces for usage throughout the year. The Mets Events team specializes in all types of non-baseball events, including concerts and music festivals, social events, corporate functions, athletic-style races, food and beverage festivals, and much more.

Past notable events include the 2018 NHL Winter Classic; Cirque du Soleil's TOTEM, AMALUNA, & LUZIA Shows; Major League Soccer and International Soccer matches; Spartan Race; StadiumLinks; multi-day music festivals Electric Daisy Carnival, Rolling Loud, The Meadows, Governors Ball; and high-end concert tours, including Beyoncé, Lady Gaga, Classic East, BTS, Zac Brown Band, Green Day, and the Foo Fighters.

For more information on booking an event, and upcoming events, including purchasing tickets please visit www.MetsEvents.com or call (718)507-3663.

METS EVENTS STAFF

Heather Collamore	Senior Vice President, Mets Events & Venue Services
Cathy Montalto.....	Executive Assistant to SVP
Amanda Cieri.....	Senior Director, Event Operations
Lisa Barbara.....	Director, Event Sales
Jenny Ice.....	Director, Event Operations
Ryan Keller.....	Senior Manager, Event Financial Operations
Matt Cowan.....	Manager, Event Operations
Danielle DeLuna.....	Logistics Manager, Event Operations
Jamie Logan.....	Senior Account Executive, Event Sales
Caitlyn Maio.....	Senior Coordinator, Event Operations
Kara Torzullo.....	Coordinator, Event Operations
Steve Calakos.....	Assistant, Event Operations





LIVE LOOK-INS AND ANALYSIS ON MLB TONIGHT™

LIVE GAMES EVERY WEEK




GO TO FINDMLBNETWORK.COM FOR CHANNEL NUMBER

© 2022 MLB. Major League Baseball trademarks and copyrights are used with permission of Major League Baseball. Visit MLB.com. Any other marks used herein are trademarks of their respective owners



MANAGER & COACHES



BUCK SHOWALTER

#11 MANAGER

OPENING DAY AGE: 65
 BIRTHDATE: MAY 23, 1956
 BIRTHPLACE: DEFUNIAK SPRINGS, FL
 RESIDES: DALLAS, TX
 YEARS ON STAFF: 1ST SEASON
 APPOINTED: DECEMBER 20, 2021

AL MANAGER OF THE YEAR (1994, 2004, 2014)

MANAGERIAL CAREER

- William Nathaniel “Buck” Showalter was named the 24th manager in team history on December 20, 2021.
- Owns a lifetime record of 1,551-1,517 (.506) with the Yankees, Diamondbacks, Rangers and Orioles...Ranks fourth among active managers in wins, behind Tony La Russa (2,821), Dusty Baker (1,987) and Terry Francona (1,782).
- His 1,551 career wins rank 24th all-time in MLB history and the 3,069 games managed rank 21st in the majors.
- He is a three-time Manager of the Year award winner, earning the honors in 1994, 2004 and 2014.
- Becomes the fifth manager to manage both the Mets and Yankees, joining Casey Stengel, Yogi Berra, Dallas Green and Joe Torre.
- Has guided three of the four teams he’s managed to the Postseason and has been to the playoffs a total of five times.
- Began his managerial career with the New York Yankees in 1992 and remained through 1995...Had a 313-268 record (.539) in four seasons as New York’s manager...At that time, was the longest consecutive tenure for a Yankees skipper since Ralph Houk managed from 1966-73.
- Appointed as the 30th Yankees manager on October 29, 1991 at the age of 35, the club’s youngest skipper since Roger Peckinpaugh (23) in 1914.
- In 1994, Showalter earned BBWAA AL Manager of the Year honors, guiding the Yankees to a 70-43 record before the strike ended the season prematurely...The next season, he led the Yankees to their first playoff berth in 14 years and managed the American League All-Star team...He was the youngest manager in the major leagues in each of his four seasons in New York.
- In 1991, served as a coach for Tom Kelly in the All-Star Game at San Diego, the first Yankee manager to achieve that distinction since Houk in 1970.
- Was a member of New York’s major league coaching staff for two seasons, serving as the team’s “eye in the sky coach” for the first half of 1990 and as the Third Base Coach from June 6, 1990 through 1991.
- In November 1995, Showalter joined the Arizona Diamondbacks, 28 months before the expansion franchise began play and helped shape the new team’s major league operations...In 1999, he guided the Diamondbacks to a 100-win season and the NL West division title, an improvement of 35 victories over the previous season, the most in major league history...It also marked the fastest expansion team in major league history to win a division title.
- He joined the Texas Rangers prior to the 2003 season...Ranks fifth on the Rangers all-time managerial wins list with 319...Only Ron Washington (664), Bobby Valentine (581), Johnny Oates (506) and Jeff Banister (325) have more wins as the Rangers skipper.
- In 2004, he led the club to an 18-win improvement over the previous year, earning his second AL Manager of the Year honor from the BBWAA...In addition, named the 2004 *The Sporting News* AL Co-Manager of the Year, winning that award for the second time (also 1994)...Tied with Minnesota’s Ron Gardenhire for *The Sporting News* award.

COACHING TIMELINE

- 2010-2018**
Baltimore Orioles
Manager
- 2003-2006**
Texas Rangers
Manager
- 1995-2000**
Arizona Diamondbacks
Manager 1998-2000
- 1984-1995**
New York Yankees
Oneonta (A) Manager 1985-1986
Ft. Lauderdale (A) Manager 1987-1988
Albany (AA) Manager 1989
Third Base Coach 1990-1991
Manager 1992-1995

- Managed the Baltimore Orioles from 2010-18...Ranks second in Baltimore history with 669 wins, trailing only Earl Weaver (1,354 victories).
- In 2014, the Orioles went 96-66 and won the American League East division title for the first time since 1997, 12.0 games ahead of the New York Yankees...After sweeping the Detroit Tigers in the American League Division Series, 3-0, the Orioles made their first trip to the American League Championship Series since 1997 where they fell to the Kansas City Royals in four games...Following the season, Showalter earned his third BBWAA American League Manager of the Year award as well as his second Manager of the Year honor from *Baseball America* (also 2012).
- Was hired as the 19th manager in Orioles history on July 29, 2010, and took the helm on August 2, directing the club to a 34-23 finish, the second-best record in the American League over the last 57 games behind Minnesota's 35-22 finish...Became the first manager since 1900 to take over a team on August 1 or later and win more games the rest of the way (34) than the club won before he took over (32).

MINOR LEAGUE MANAGERIAL CAREER

- Compiled a 360-207 record in five seasons as a minor league manager from 1985-1989 with four first-place finishes...Had a 14-4 record in Postseason play, winning league championships at Oneonta (New York-Penn League) in 1985, Fort Lauderdale (Florida State League) in 1987 and Albany-Colonie (Eastern League) in 1989.
- Named Eastern League Manager of the Year in 1989 as Albany-Colonie won 92 games, the most for a Yankees farm club since 1980...Oneonta established New York-Penn League records for victories in both 1985 (55) and 1986 (59).
- Served as the third base coach at Fort Lauderdale in 1984.

PLAYING CAREER

- Originally drafted by the Yankees in the fifth round of the 1977 Draft...Played in the Yankees minor league system from 1977-83...Led the Southern League in hits (152) at Nashville in 1982...Teammate of Don Mattingly at Nashville in 1981...Also topped the Southern League in hits (178) and finished second in batting average (.324) in 1980, when Nashville won a league-record 97 games.

- Earned First-Team All-American honors in 1977 in his only season at Mississippi State University, where he established a still-standing school record for batting average (.459) and a then-team mark for RBI (44)...Named an All-American in 1976 at Chipola Junior College in Marianna, FL...Had his jersey retired at Chipola on February 5, 2011.
- In 1976, Showalter played collegiate summer baseball in the Cape Cod Baseball League for the Hyannis Mets where he won the batting title with a .434 mark to break Thurman Munson's league mark and was named the league MVP...In 2002, Showalter was inducted into the CCBL Hall of Fame.

BACKGROUND

- Buck and his wife, Angela, were married on March 5, 1983, and have two children...A daughter, Allison (Allie) and son, William Nathaniel IV (Nathan)...The couple have four grandchildren.
- Graduated from Mississippi State University with a Bachelor of Science degree in education in 1979.
- His father, the late William Nathaniel II, was an All-American fullback at Milligan College in Tennessee and then served as principal at Century High School for 23 years.
- Was called "Nat" throughout his youth before acquiring the nickname "Buck" from Ed Napoleon, his manager at Fort Lauderdale in 1977.
- Played baseball, basketball and football at Century High School (FL)...Graduated in 1974.
- Has worked on television for MLB Network, ESPN and the YES network.
- The Showalters support KidsPeace, a nonprofit organization that serves foster children.

CAREER STATISTICS

YEAR	TEAM	AVG	G	AB	R	H	2B	3B	HR	RBI	SH	SF	HBP	BB	SO	SB	CS	SLG	OBP	E
1977	Fort Lauderdale (A)	.362	56	196	32	71	8	1	1	25	1	3	1	36	13	4	3	.429	.458	3
1978	West Haven (AA)	.289	123	429	52	124	13	2	3	46	9	2	55	34	19	8	.350	.372	7	
1979	West Haven (AA)	.279	129	469	71	131	7	3	6	51	17	2	2	36	30	8	6	.345	.332	7
1980	Nashville (AA)	.324	142	550	84	178	19	3	1	82	5	2	5	53	23	3	3	.375	.387	1
1981	Columbus (AAA)	.189	14	37	6	6	1	0	1	3	1	0	0	3	0	0	0	.297	.250	1
	Nashville (AA)	.264	90	307	46	81	17	6	0	38	6	2	3	46	16	3	3	.358	.363	7
1982	Nashville (AA)	.294	132	517	66	152	29	3	3	46	14	4	0	61	42	2	5	.379	.366	13
1983	Columbus (AAA)	.324	18	63	9	15	3	0	1	8	1	9	1	7	3	1	0	.333	.324	1
	Nashville (AA)	.276	89	297	35	82	13	4	1	37	4	4	1	39	22	1	3	.357	.358	2
Minor League Totals		.294	793	2865	401	841	110	22	17	336	58	18	15	336	183	44	37	.365	.369	42

MANAGERIAL RECORD

YEAR	TEAM	LEAGUE	W-L	PCT.	POS
1985	Oneonta	New York-Penn (A)	55-23	.705	1st-a
1986	Oneonta	New York-Penn (A)	59-18	.766	1st-b
1987	Fort Lauderdale	Florida State (A)	85-53	.616	1st-c
1988	Fort Lauderdale	Florida State (A)	69-65	.515	3rd
1989	Albany	Eastern (AA)	92-48	.657	1st-d
1992	NEW YORK	AMERICAN	76-86	.469	4th-East
1993	NEW YORK	AMERICAN	88-74	.543	2nd-East
1994	NEW YORK	AMERICAN	70-43	.619	1st-East-e
1995	NEW YORK	AMERICAN	79-65	.549	2nd-East-f
1998	ARIZONA	NATIONAL	65-97	.401	5th-West
1999	ARIZONA	NATIONAL	100-62	.617	1st-West-g
2000	ARIZONA	NATIONAL	85-77	.525	3rd-West
2003	TEXAS	AMERICAN	71-91	.438	4th-West
2004	TEXAS	AMERICAN	89-73	.549	3rd-West
2005	TEXAS	AMERICAN	79-83	.488	3rd-West
2006	TEXAS	AMERICAN	80-82	.494	3rd-West
2010	BALTIMORE	AMERICAN	34-23	.596	5th-East
2011	BALTIMORE	AMERICAN	69-93	.426	5th-East
2012	BALTIMORE	AMERICAN	93-69	.574	2nd-East-h
2013	BALTIMORE	AMERICAN	85-77	.525	3rd-East
2014	BALTIMORE	AMERICAN	96-66	.593	1st-East-i
2015	BALTIMORE	AMERICAN	81-81	.500	3rd-East
2016	BALTIMORE	AMERICAN	89-73	.549	2nd-East-j
2017	BALTIMORE	AMERICAN	75-87	.463	5th-East
2018	BALTIMORE	AMERICAN	47-115	.290	5th-East
Minor League Totals			360-207	.635	
Major League Totals			1,551-1,517	.506	

a - Defeated Geneva in a one-game semifinal...Defeated Auburn 2-1 for league championship

b - Lost to Newark in a one-game semifinal

c - Defeated Lakeland 2-0 in semifinals...Defeated Osceola 3-1 for league championship

d - Defeated Reading 3-1 in semifinals...Defeated Harrisburg 3-1 for league championship

e - Led AL East by 6.5 games when strike halted play on August 12

f - Won Wild Card...Lost to Seattle 3-2 in American League Division Series

g - Won NL West...Lost to New York Mets 3-1 in National League Division Series

h - Defeated Texas in a one-game Wild Card round...Lost to New York 3-2 in American League Division Series

i - Defeated Detroit 3-0 in American League Division Series...Lost to Kansas City 4-0 in American League Championship Series

l - Lost to Toronto in American League Wild Card Game

METS MANAGERS

YEARS	MANAGER	W-L	PCT	YEARS	MANAGER	W-L	PCT
1962-65	Casey Stengel	175-404	.302	1991	Mike Cuddage	3-4	.429
1965-67	Wes Westrum	142-237	.375	1992-93	Jeff Torborg	85-115	.425
1967	Salty Parker	4-7	.364	1993-96	Dallas Green	229-283	.447
1968-1971	Gil Hodges	339-309	.523	1996-2002	Bobby Valentine	536-467	.534
1972-75	Yogi Berra	292-296	.497	2003-04	Art Howe	137-186	.424
1975	Roy McMillan	26-27	.491	2005-08	Willie Randolph	302-253	.544
1976-77	Joe Frazier	101-106	.488	2008-10	Jerry Manuel	204-213	.489
1977-81	Joe Torre	286-420	.405	2011-2017	Terry Collins	551-583	.486
1982-83	George Bamberger	81-127	.389	2018-2019	Mickey Callaway	163-161	.503
1983	Frank Howard	52-64	.448	2019-2020	Carlos Beltrán	0-0	---
1984-1990	Davey Johnson	595-417	.588	2020-2021	Luis Rojas	26-34	.433
1990-91	Bud Harrelson	145-129	.529	2022-	BUCK SHOWALTER	0-0	---



DANNY
BARNES
#79 ASST. COACH

OPENING DAY AGE: **32**
 BIRTHDATE: **OCTOBER 21, 1989**
 BIRTHPLACE: **MANHASSET, NY**
 RESIDES: **TAMPA, FL**
 YEARS ON STAFF: **1ST SEASON**

BARNES, DANNY

COACHING CAREER

- Named to the Mets coaching staff on February 18, 2022.
- Will assist the staff in a variety of roles.

PLAYING CAREER

- Pitched three years (2016-2018) in the majors with the Toronto Blue Jays...Went 6-9 with a 4.33 ERA (58 earned runs/120.2 innings) over 119 games in relief...He racked up 114 strikeouts.
- Spent 2021 with the Long Island Ducks of the Atlantic League...Posted a 2.76 ERA (five earned runs/16.1 innings) while going 2-0 with five saves.
- Selected by the Toronto Blue Jays in the 35th round of the 2010 First-Year Player Draft.
- Made his major league debut on August 2, 2016...Appeared in 12 games down the stretch for the Jays...On October 8, was added to the Blue Jays' AL Division Series roster after Francisco Liriano suffered a concussion.
- Earned his first major league win on May 23, 2017 at Milwaukee.
- Voted the Blue Jays' 2017 Rookie of the Year by the Toronto chapter of the BBWAA...Was 3-6 with a 3.55 ERA (26 earned runs/66.0 innings) and 62 strikeouts.
- Appeared in 47 games with Toronto in 2018, his final season in the majors...Signed a minor league contract with the Baltimore Orioles in 2020, but did not pitch due to the pandemic.

BACKGROUND

- Daniel Jonathan Barnes attended Manhasset Secondary School where he earned four varsity letters in baseball...As a senior, he posted an 8-1 record with a 0.80 ERA and 103 strikeouts in 58.0 innings...Received the Diamond Award as the best pitcher in Nassau County.
- Attended Princeton University and played three seasons for the Tigers while majoring in economics...In 2008, made 12 appearances, four of which were starts, and posted a 2-4 record, 4.58 ERA, and 37 strikeouts in 37.1 innings.
- Completed his MBA from Columbia this offseason.
- His father, Edward, and mother, Maria, live in Manhasset, NY and are physicians...Older brother, Christopher, is a software engineer and lives in Manhasset as well...Has three younger sisters, Anastasia; a neurology resident at Beth Israel Deaconess in Boston MA, Kiki; an art history PhD student at City University of New York and Katie; a senior at Boston University...Danny's girlfriend, Damla, is a neurology resident at the University of Mississippi Medical Center in Jackson, MS and is from Istanbul, Turkey.

CAREER PITCHING

YEAR	TEAM	W-L	ERA	G	GS	CG	SHO	SV	IP	H	R	ER	HR	HB	BB	SO	WP	BK
2010	GCL Blue Jays (R)	1-1	0.67	14	0	0	0	1	27.0	17	2	2	1	0	5	37	0	0
	Lansing (A)	0-0	5.91	8	0	0	0	0	10.2	17	8	7	0	1	8	16	2	0
2011	Lansing (A)	5-1	2.32	44	2	0	0	13	66.0	44	20	17	3	2	20	99	3	0
	Dunedin (A)	1-2	1.40	50	0	0	0	34	51.1	37	8	8	3	0	16	63	1	1
2012	New Hampshire (AA)	0-1	16.20	1	0	0	0	0	1.2	2	3	3	1	0	2	2	0	0
	GCL Blue Jays (R)	0-0	0.00	1	0	0	0	0	1.0	0	0	0	0	0	0	3	0	0
2013	Dunedin (A)	1-1	22.50	3	0	0	0	0	2.0	5	5	5	0	0	1	2	0	0
	Dunedin (A)	0-5	4.19	36	0	0	0	7	38.2	36	20	18	4	1	12	49	1	0
2014	Dunedin (A)	0-5	4.19	36	0	0	0	7	38.2	36	20	18	4	1	12	49	1	0
	New Hampshire (AA)	3-2	2.97	40	1	0	0	4	60.2	64	24	20	5	1	19	74	0	0
2015	New Hampshire (AA)	2-1	1.01	24	0	0	0	1	35.2	17	5	4	3	0	4	40	0	0
	Buffalo (AAA)	1-0	0.35	17	0	0	0	5	25.2	6	1	1	0	2	2	37	0	0
2016	TORONTO (AL)	0-0	3.95	12	0	0	0	0	13.2	14	6	6	0	0	5	14	1	0
	Buffalo (AAA)	0-1	3.00	4	0	0	0	2	6.0	6	2	2	0	0	0	8	0	1
2017	TORONTO (AL)	3-6	3.55	60	0	0	0	0	66.0	48	26	26	11	1	24	62	1	0
	GCL Blue Jays (R)	0-0	9.00	1	1	0	0	0	1.0	3	1	1	0	0	0	2	0	0
2018	Buffalo (AAA)	1-1	5.19	7	0	0	0	0	8.2	9	5	5	1	0	1	11	0	0
	TORONTO (AL)	3-3	5.71	47	0	0	0	0	41.0	47	28	26	6	1	22	38	0	0
2019	GCL Blue Jays (R)	0-0	0.00	1	0	0	0	0	1.0	0	0	0	0	0	0	1	0	0
	Buffalo (AAA)	0-2	11.74	7	0	0	0	1	7.2	9	10	10	1	0	3	9	2	0
2021	Long Island (Ind.)	2-0	2.76	16	0	0	0	5	16.1	14	8	5	2	0	8	20	1	2
Minor League Totals		15-18	2.69	258	4	0	0	68	344.2	272	114	103	22	7	93	453	9	2
Major League Totals		6-9	4.33	119	0	0	0	0	120.2	109	60	58	17	2	51	114	2	0



JEREMY BARNES

#49 ASST. HITTING COACH

OPENING DAY AGE: 34
 BIRTHDATE: APRIL 13, 1987
 BIRTHPLACE: ROWLETT, TX
 RESIDES: JUPITER, FL
 YEARS ON STAFF: 1ST SEASON

COACHING/FRONT OFFICE CAREER

- Named the Mets assistant hitting coach on January 21, 2022.
- Joined the organization in January of 2021 as the Director of Player Development Initiatives.
- Worked in the Houston Astros system from 2017-2020...Served as the minor league hitting coordinator from 2019-2020...Worked as the hitting coach at Tri-City (A) in 2017 and helped lead the club to a New York-Penn League title in 2018.
- Following his playing career, Barnes spent over two seasons working for ACT Baseball in Canberra, Australia, as manager of player pathway and coaching development.

COACHING TIMELINE

2019-2020

Houston Astros

Minor League Hitting Coordinator 2019-2020
Tri-City (A) Hitting Coach 2017-2018

2014-2016

ACT Baseball (Australia)

Manager,
Player Pathway & Coaching Development

PLAYING CAREER

- Played professionally from 2009-15 after he was selected by the Phillies in the 11th round of the 2009 First-Year Player Draft.
- Reached the Triple-A level with the Phillies in 2012 before going on to play in three different Independent Leagues... Played in the Australian Baseball League for three seasons (2012-13, 2015), the Canadian-American Association for two seasons (2013-14) and the Atlantic League for one season (2013).

BACKGROUND

- Graduated from Notre Dame in 2009, receiving his bachelor of arts degree in anthropology...Following his four years as an infielder for the Fighting Irish, Barnes ranked among the school's Top 10 players in career batting average and fielding percentage...Was team captain in 2009.
- Received Second-Team All-Big East Honors in 2009...Was a Third-Team All-Big East selection in 2006.
- A native of Rowlett, TX, Barnes resides in Jupiter, FL with his wife, Lauren, and their two children, Charlotte and Jack.

CAREER STATISTICS

YEAR	TEAM	AVG	G	AB	R	H	2B	3B	HR	RBI	SH	SF	HBP	BB	SO	SB	CS	SLG	OBP	E
2009	Williamsport (A)	.287	55	209	31	60	15	5	4	27	0	1	4	20	52	3	4	.464	.359	15
2010	Lakewood (A)	.292	109	390	55	114	38	4	4	51	2	7	4	58	86	10	9	.441	.383	16
2011	Lakewood (A)	.230	22	87	11	20	5	0	1	10	0	4	2	3	10	1	0	.322	.260	8
	Clearwater (A)	.267	100	367	36	98	23	0	9	45	1	1	5	33	86	0	1	.403	.335	9
2012	Clearwater (A)	.161	24	87	7	14	2	0	0	10	1	1	1	9	23	0	0	.184	.245	2
	Reading (AA)	.192	22	52	3	10	1	0	0	3	1	1	1	5	11	0	0	.212	.271	1
	Lehigh Valley (AAA)	.000	2	2	1	0	0	0	0	0	0	0	0	1	2	0	0	.000	.333	0
2013	New Jersey (Ind.)	.319	90	335	64	107	18	2	16	57	0	7	1	35	51	2	2	.528	.378	21
	Camden (Ind.)	.000	3	4	0	0	0	0	0	1	1	1	0	0	2	0	0	.000	.000	0
2014	New Jersey (Ind.)	.260	88	315	49	82	12	3	11	39	0	5	5	41	52	0	0	.422	.350	17
Minor League Totals		.265	334	1194	144	316	84	9	18	146	5	15	17	129	270	14	14	.395	.341	51
Independent Totals		.289	181	654	113	189	30	5	27	97	1	13	6	76	105	2	2	.474	.362	38

BARNES, JEREMY



CRAIG
BJORNSON
#52 BULLPEN COACH

OPENING DAY AGE: 53
 BIRTHDATE: FEBRUARY 14, 1969
 BIRTHPLACE: TUCSON, AZ
 RESIDES: TUCSON, AZ
 YEARS ON STAFF: 1ST SEASON

COACHING CAREER

- Named the Mets bullpen coach on January 21, 2022.
- Was Boston's bullpen coach from 2018-2020...He played an integral part in Boston's World Series victory in 2018 as Red Sox relief pitchers posted a 1.40 ERA (four earned runs/25.2 innings) in the Fall Classic, the fourth-lowest bullpen ERA in World Series history (minimum 20.0 IP).
- Was a member of the American League All-Star coaching staff in 2019... The AL won, 4-3, at Cleveland.
- Prior to his three-year stint in Boston, he served as Houston's bullpen coach for five seasons (2012, 2014-2017), winning a World Series title in 2017...From 2014-2017, Astros relievers led the majors with a 3.17 SO/BB and ranked second with a 9.62 SO/9.0 IP.
- In 2013, he was Houston's minor league pitching coordinator.
- Spent 13 seasons (1999-2011) as a minor league pitching coach in the Montreal/Washington, Kansas City, Los Angeles-NL, and Colorado systems.
- Made his coaching debut as a pitching coach in the Montreal Expos organization from 1999-2001 with Vermont (A) before coaching Kansas City's Short-A Spokane club in 2002.
- Also served as a pitching coach for Occidente Pastora de los Llanos in the Venezuelan Winter League for four seasons (2000-2003).

COACHING TIMELINE

- 2018-2020**
Boston Red Sox
Bullpen Coach
- 2012-2017**
Houston Astros
Bullpen Coach 2012, 2014-2017
Minor League Pitching Coordinator 2013
- 2009-2011**
Colorado Rockies
Casper (R) Pitching Coach
- 2006-2008**
Los Angeles Dodgers
Ogden (A) Pitching Coach
- 2003-2005, 1999-2001**
Montreal Expos/Washington Nationals
Pitching Coach
Vermont (A) 1999-2001, 2003, 2005
Brevard County (A) 2004
- 2002**
Kansas City Royals
Spokane (A) Pitching Coach

PLAYING CAREER

- Signed by the Houston Astros as a non-drafted free agent in 1991 out of Nicholls State University in Thibodeau, LA.
- Spent three seasons in the Houston minor league system, appearing at the Rookie, Short-A, and Single-A levels...Made 81 appearances (27 starts), going 9-18 with three saves, a 3.82 ERA (109 earned runs/257.0 innings), and 162 strikeouts.

BACKGROUND

- Craig Michael Bjornson (be-YORN-son) attended Arizona Western Junior College in Yuma, AZ, before transferring to Nicholls State University.
- Attended Tucson High School and won the 1987 Arizona State Championship with the Badgers.

CAREER STATISTICS

YEAR	TEAM	W-L	ERA	G	GS	CG	SHO	SV	IP	H	R	ER	HR	HB	BB	SO	WP	BK
1991	GCL Astros (R)	2-0	0.00	4	3	0	0	0	25.0	12	0	0	0	1	6	24	0	2
	Burlington (A)	1-2	5.15	6	6	0	0	0	36.2	43	25	21	5	0	19	22	1	2
	Asheville (A)	0-2	6.19	5	1	0	0	0	16.0	17	12	11	2	2	6	11	3	0
1992	Auburn (A)	2-0	1.93	5	1	0	0	0	23.1	17	7	5	1	0	10	15	3	0
	Asheville (A)	4-8	3.70	22	16	1	0	0	104.2	122	62	43	5	2	28	53	6	6
1993	Quad Cities (A)	0-6	5.08	39	0	0	0	3	51.1	63	34	29	4	2	18	37	5	2
Minor League Totals		9-18	3.82	81	27	1	0	3	257.0	274	140	109	17	7	87	162	18	12



ERIC
CHAVEZ
#51 HITTING COACH

OPENING DAY AGE: 44
 BIRTHDATE: DECEMBER 7, 1977
 BIRTHPLACE: LOS ANGELES, CA
 RESIDES: PARADISE VALLEY, AZ
 YEARS ON STAFF: 1ST SEASON

COACHING/FRONT OFFICE CAREER

- Named the Mets hitting coach on January 21, 2022.
- Was named the New York Yankees assistant hitting coach on December 21, 2021, but later joined the Mets staff as the hitting coach.
- From 2016-2020, worked in the Los Angeles Angels organization as a special assistant to General Manager Billy Eppler...His duties included on-field instruction during Spring Training and scouting throughout all levels during the season...Also acted as the interim manager of the Triple-A Salt Lake Bees for the final 27 games of the 2018 season.
- Was a special assignment scout to Yankees senior vice president and General Manager Brian Cashman and vice president and assistant general manager Billy Eppler during the 2015 season while also working as a part-time broadcaster for the Athletics on Comcast Sportsnet California.

PLAYING CAREER

- Earned six consecutive American League Gold Glove Awards from 2001-2006 at third base with the Oakland Athletics... His six Gold Gloves are tied for the fourth-most all-time by a third baseman.
- Played 17 major league seasons with the Oakland Athletics (1998-2010), New York Yankees (2011-12) and Arizona Diamondbacks (2013-14)...Slashed .268/.342/.475 with 816 runs, 318 doubles, 24 triples, 260 homers and 902 RBI in 1,615 games.
- Had a career-high 34 homers to earn the 2002 AL Silver Slugger Award.
- Went to the Postseason seven times where he had three homers and 12 RBI in 34 games.
- Was originally selected by Oakland in the first round (10th overall) of the 1996 First-Year Player Draft.

BACKGROUND

- Eric and his wife, Dawn, were married in 2020...Eric has three children Diego, Dolce and Cruz and a stepdaughter, Venessa.
- Graduated from Mount Carmel High School (CA)...Was a two-time *Baseball America* High School All-America selection.

CAREER STATISTICS

YEAR	TEAM	AVG	G	AB	R	H	2B	3B	HR	RBI	SH	SF	HBP	BB	SO	SB	CS	SLG	OBP	E
1997	Visalia (A)	.271	134	520	67	141	30	3	18	100	3	2	2	37	91	13	7	.444	.321	32
1998	Huntsville (AA)	.328	88	335	66	110	27	1	22	86	3	3	1	42	61	12	4	.612	.402	14
	Edmonton (AAA)	.325	47	194	38	63	18	0	11	40	0	2	1	12	32	2	3	.588	.364	7
	OAKLAND (AL)	.311	16	45	6	14	4	1	0	6	0	0	0	3	5	1	1	.444	.354	0
1999	OAKLAND (AL)	.247	115	356	47	88	21	2	13	50	0	0	0	46	56	1	1	.427	.333	9
2000	OAKLAND (AL)	.277	153	501	89	139	23	4	26	86	0	5	1	62	94	2	2	.495	.355	18
2001	OAKLAND (AL)	.288	151	552	91	159	43	0	32	114	0	7	4	41	99	8	2	.540	.338	12
2002	OAKLAND (AL)	.275	153	585	87	161	31	3	34	109	0	2	1	65	119	8	3	.513	.348	17
2003	OAKLAND (AL)	.282	156	588	94	166	39	5	29	101	0	3	1	62	89	8	3	.514	.350	14
2004	OAKLAND (AL)	.276	125	475	87	131	20	0	29	77	0	4	3	95	99	6	3	.501	.397	13
	Sacramento (AAA)#	.308	3	13	2	4	1	0	0	0	0	0	0	1	2	0	0	.385	.357	0
2005	OAKLAND (AL)	.269	160	625	92	168	40	1	27	101	0	9	2	58	129	6	0	.466	.329	15
2006	OAKLAND (AL)	.241	137	485	74	117	24	2	22	72	0	6	1	84	100	3	0	.435	.351	5
2007	OAKLAND (AL)	.240	90	341	43	82	21	2	15	46	0	4	0	34	76	4	2	.446	.306	6
2008	Sacramento (AAA)#	.367	9	30	7	11	3	0	2	3	0	0	0	3	7	0	0	.667	.424	0
	OAKLAND (AL)	.247	23	89	10	22	7	0	2	14	0	0	0	6	18	0	0	.353	.295	1
2009	OAKLAND (AL)	.100	8	30	0	3	1	0	0	1	0	0	0	1	7	0	0	.133	.129	0
2010	OAKLAND (AL)	.234	33	111	10	26	8	0	1	10	0	4	0	8	31	0	0	.333	.276	0
	AZL Athletics (R)#	.333	1	3	0	1	0	0	0	0	0	0	0	0	1	0	0	.333	.333	0
	NEW YORK (AL)	.263	58	160	16	42	7	1	2	26	0	1	0	14	34	0	0	.356	.320	0
	Tampa (A)#	.333	6	21	4	7	2	0	1	3	0	0	0	2	4	0	0	.571	.391	0
2012	NEW YORK (AL)	.281	113	278	36	78	12	0	16	37	0	4	1	30	59	0	0	.496	.348	6
2013	ARIZONA (NL)	.281	80	228	28	64	14	2	9	44	0	5	1	19	45	1	0	.478	.332	1
	Reno (AAA)#	.250	3	8	0	2	0	0	0	0	0	0	0	2	1	0	0	.250	.400	0
	AZL D-backs (R)#	.143	3	7	1	1	0	0	1	2	0	1	0	0	0	0	0	.571	.125	0
2014	ARIZONA (NL)	.246	44	69	6	17	3	1	3	8	0	1	0	11	19	2	0	.449	.346	0
Minor League Totals		.301	294	1131	185	340	81	4	55	234	6	8	4	99	199	27	14	.525	.357	53
Major League Totals		.268	1615	5518	816	1477	318	24	260	902	0	55	15	639	1079	50	17	.475	.342	117

CAREER PLAYOFF STATISTICS

YEAR	RND	TEAM/OPP	AVG	G	AB	R	H	2B	3B	HR	RBI	SH	SF	HBP	BB	SO	SB	CS	SLG	OBP	E
2000	ALDS	OAK vs. NYY	.333	5	21	4	7	3	0	0	4	0	0	0	0	5	0	0	.476	.333	0
2001	ALDS	OAK vs. NYY	.143	5	21	0	3	1	0	0	0	0	0	0	0	5	0	0	.190	.143	1
2002	ALDS	OAK vs. MIN	.381	5	21	3	8	0	0	1	5	0	0	0	2	1	0	0	.524	.435	0
2003	ALDS	OAK vs. BOS	.045	5	22	1	1	1	0	0	0	0	0	0	1	3	1	0	.091	.087	2
2006	ALDS	OAK vs. MIN	.200	3	10	2	2	1	0	1	1	0	0	0	2	4	0	0	.600	.333	0
	ALCS	OAK vs. DET	.231	4	13	1	3	1	0	1	2	0	0	0	2	4	0	0	.538	.333	1
2011	ALDS	NYY vs. DET	.000	1	1	0	0	0	0	0	0	0	0	0	0	1	0	0	.000	.000	0
2012	ALDS	NYY vs. BAL	.000	3	8	0	0	0	0	0	0	0	0	0	0	4	0	0	.000	.000	0
	ALCS	NYY vs. DET	.000	3	8	0	0	0	0	0	0	0	0	0	0	4	0	0	.000	.000	1
Postseason Totals			.192	34	125	11	24	7	0	3	12	0	0	0	7	31	1	0	.320	.235	5
DS Totals			.202	27	104	10	21	6	0	2	10	0	0	0	5	23	1	0	.317	.239	3
CS Totals			.143	7	21	1	3	1	0	1	2	0	0	0	2	8	0	0	.333	.217	2

CAREER FIELDING

Pos	G	PO	A	E	PCT	TC	DP
1B	21	88	8	1	.990	97	5
3B	1402	1035	2732	116	.970	3883	262
SS	5	1	0	0	1.000	1	0
OF	3	2	0	0	1.000	2	0



JOEY
CORA
#56 3B COACH

OPENING DAY AGE: 57
BIRTHDATE: MAY 14, 1964
BIRTHPLACE: CAGUAS, PUERTO RICO
RESIDES: PITTSBURGH, PA
YEARS ON STAFF: 1ST SEASON

COACHING TIMELINE

2016-2021

Pittsburgh Pirates
Altoona (AA) Manager 2016
Third Base/Infield Coach 2017-2021

2012

Miami Marlins
Bench Coach

2004-2011

Chicago White Sox
Third Base Coach 2004-2006
Bench Coach 2007-2011

2003

Montreal Expos
Savannah (A) Manager

2001-2002

New York Mets
Kingsport (R) Manager

2000

Chicago Cubs
Daytona (A) Coach

CORA, JOEY

COACHING CAREER

- Named the Mets third base coach on January 21, 2022.
- From 2017-2021 served as the Pirates third base and infield coach.
- In 2016, he managed Altoona (AA) in the Eastern League to a 76-64 regular season record and a spot in the playoffs.
- Served as the bench coach under Ozzie Guillen in 2012 in Miami... Managed five games when Guillen was suspended by MLB for comments about Fidel Castro...Was also the bench coach under Guillen with the Chicago White Sox from 2007-2011...Was the third base coach for the White Sox from 2004-2006, including the 2005 World Champions.
- Began his coaching career in 2000 with Daytona in the Florida State League...Managed the Mets' rookie-level affiliate Kingsport in 2001 and 2002...In 2001, the KMets went 31-35 and in 2002, he guided the team to a 23-44 mark...Managed Savannah (A) in the South Atlantic League in 2003.

PLAYING CAREER

- Played parts of 11 years in the majors with the Padres, White Sox, Mariners and Indians...Hit .277 with a .348 OBP, 171 doubles, 41 triples, 30 homers, 294 RBI, 624 runs scored and 117 stolen bases in 1,119 games during his career.
- Drafted by San Diego in the first round (23rd overall) in 1985.
- Selected to the American League All-Star team in 1997 with Seattle...Set career-highs in doubles (40), home runs (11), RBI (54) and runs scored (105) while playing in 149 games that year...The switch-hitter had a then franchise-record 24-game hitting streak.
- Was part of four teams that went to the Postseason (White Sox-1993, Mariners-1995 and 1997 and Indians-1998)...He homered off the Yankees' David Cone in the fifth and deciding game of the 1995 Division Series, giving Seattle a 1-0 lead in the third inning...Also scored one of the two runs in the 11th inning as the Mariners walked off the Yankees on Edgar Martinez' double off Jack McDowell.

BACKGROUND

- Played college baseball for three seasons at Vanderbilt University, where he was also a math major...Was a two-time All-American and a two-time academic All-American.
- Was named Most Valuable Player while playing for Chatham in the Cape Cod League in 1984 after hitting .373 with 28 stolen bases...In 2017, he was inducted into the CCBL Hall of Fame.
- His younger brother, Alex played 14 years in the majors and is currently the manager of the Boston Red Sox...Alex guided the Red Sox to the 2018 World Series title.
- Served as the General Manager for Caguas in the Puerto Rican Winter League from 1999-2001, winning the championship in 2001.
- Worked as an analyst on MLB Network's 2013 World Baseball Classic coverage.
- Jose Manuel Cora and his wife, Kiria, have two children; a daughter, Kimberly, and a son, Joey.

CAREER STATISTICS

YEAR	TEAM	AVG	G	AB	R	H	2B	3B	HR	RBI	SH	SF	HBP	BB	SO	SB	CS	SLG	OBP	E
1985	Spokane (A)	.324	43	170	48	55	11	2	3	26	4	1	8	27	24	13	2	.465	.437	9
1986	Beaumont (AA)	.305	81	315	54	96	5	5	3	41	3	3	3	47	28	24	11	.381	.397	19
1987	Las Vegas (AAA)	.277	81	293	50	81	9	1	1	24	5	1	2	62	39	12	7	.324	.405	9
	SAN DIEGO (NL)	.237	77	241	23	57	7	2	0	13	5	1	1	28	26	15	11	.282	.317	10
1988	Las Vegas (AAA)	.296	127	460	73	136	15	3	3	55	6	5	2	44	19	31	7	.361	.356	26
1989	Las Vegas (AAA)	.310	119	507	79	157	25	4	0	37	4	1	8	42	31	40	15	.375	.371	27
	SAN DIEGO (NL)	.316	12	19	5	6	1	0	0	0	1	0	0	1	0	1	0	.368	.350	2
1990	Las Vegas (AAA)	.351	51	211	41	74	13	9	0	24	1	4	4	29	16	15	7	.498	.432	14
	SAN DIEGO (NL)	.270	51	100	12	27	3	0	0	2	0	0	0	6	9	8	3	.300	.311	11
1991	South Bend (A)	.200	1	5	1	1	0	0	0	0	0	0	0	0	1	1	0	.200	.200	0
	CHICAGO (AL)	.241	100	228	37	55	2	3	0	18	8	3	5	20	21	11	6	.276	.313	10
1992	CHICAGO (AL)	.246	68	122	27	30	7	1	0	9	2	3	4	22	13	10	3	.320	.371	3
1993	CHICAGO (AL)	.268	153	579	95	155	15	13	2	51	19	4	9	67	63	20	8	.349	.351	19
1994	South Bend (A)	.455	3	11	3	5	1	0	0	1	0	0	0	2	1	1	1	.546	.539	1
	CHICAGO (AL)	.276	90	312	55	86	13	4	2	30	11	5	2	38	32	8	4	.362	.353	8
1995	SEATTLE (AL)	.297	120	427	64	127	19	2	3	39	13	4	6	37	13	18	7	.372	.359	23
1996	SEATTLE (AL)	.291	144	530	90	154	37	6	6	45	6	5	7	35	32	5	5	.417	.340	13
1997	SEATTLE (AL)	.300	149	574	105	172	40	4	11	54	8	9	5	53	49	6	7	.441	.359	17
1998	SEATTLE (AL)	.283	131	519	95	147	23	6	6	26	10	3	4	62	50	13	5	.385	.362	19
	CLEVELAND (AL)	.229	24	83	16	19	4	0	0	6	2	0	1	11	9	2	1	.277	.326	1
Major League Totals		.277	1119	3734	624	1035	171	41	30	294	84	37	44	380	335	117	60	.369	.348	136
Minor League Totals		.307	506	1972	349	605	79	24	10	208	23	15	27	253	159	137	50	.386	.390	116

CAREER PLAYOFF STATISTICS

YEAR	RND	TEAM/OPP	AVG	G	AB	R	H	2B	3B	HR	RBI	SH	SF	HBP	BB	SO	SB	CS	SLG	OBP	E
1993	ALCS	CWS vs. TOR	.136	6	22	1	3	0	0	0	1	2	0	1	3	6	0	0	.136	.269	3
1995	ALDS	SEA vs. NYY	.316	5	19	7	6	1	0	1	1	3	0	0	3	0	1	0	.526	.409	1
	ALCS	SEA vs. CLE	.174	6	23	3	4	1	0	0	0	0	0	2	1	2	2	0	.217	.269	1
1997	ALDS	SEA vs. BAL	.176	4	17	1	3	0	0	0	0	0	0	0	4	0	0	0	.176	.176	0
1998	ALDS	CLE vs. BOS	.000	4	10	2	0	0	0	0	0	0	0	0	3	2	0	0	.000	.231	0
	ALCS	CLE vs. NYY	.143	2	7	1	1	0	0	0	0	0	0	0	2	1	0	0	.143	.333	0
Postseason Totals			.173	27	98	15	17	2	0	1	2	5	0	3	12	13	3	0	.224	.283	5
DS Totals			.196	13	46	10	9	1	0	1	1	3	0	6	6	1	0	0	.283	.288	1
CS Totals			.154	14	52	5	8	1	0	0	1	2	0	3	6	7	2	0	.173	.279	4

ALL-STAR GAME

YEAR	LEAGUE/SITE	AVG	G	AB	R	H	2B	3B	HR	RBI	SH	SF	HBP	BB	SO	SB	CS	SLG	OBP	E	
1997	AL/Cleveland	.000	1	1	0	0	0	0	0	0	0	0	0	0	0	0	0	0	.000	.000	0

CAREER FIELDING

Pos	G	PO	A	E	PCT	TC	DP
C	1	3	0	0	1.000	3	0
2B	970	1824	2280	123	.971	4227	526
3B	11	1	12	2	.867	15	1
SS	46	41	52	11	.894	104	12

MANAGERIAL RECORD

YEAR	TEAM	LEAGUE	W-L	PCT.	POS
2001	Kingsport	Appalachian (R)	31-35	.470	5th
2002	Kingsport	Appalachian (R)	23-44	.343	5th
2003	Savannah	South Atlantic (A)	58-80	.420	6th/7th
2016	Altoona	Eastern League (AA)	76-64	.543	2nd-a
Minor League Totals			188-223	.457	

a-lost in the first round of Eastern League playoffs.



JEREMY HEFNER

#55 PITCHING COACH

OPENING DAY AGE: 36
 BIRTHDATE: MARCH 11, 1986
 BIRTHPLACE: PERKINS, OK
 RESIDES: COLLINSVILLE, OK
 YEARS ON STAFF: 3RD SEASON

COACHING TIMELINE

2020-Present
New York Mets
 Pitching Coach

2019
Minnesota Twins
 Assistant Pitching Coach

HEFNER, JEREMY

COACHING/FRONT OFFICE CAREER

- Named the Mets pitching coach on December 8, 2019.
- Was the Minnesota Twins assistant pitching coach in 2019.
- Served as the Twins advance scout from 2017-2018.

PLAYING CAREER

- Played 11 seasons professionally from 2007-2017, including five years (2007-2011) in San Diego's system, three with the Mets (2012-2014) and one with St. Louis (2016)...Pitched two years in the majors, both with the Mets (2012-2013), going 8-15 with a 4.65 ERA (116 earned runs/224.1 innings) in 50 games, 36 starts.
- Drafted by the Mets in the 46th round of the 2004 First-Year Player draft...Selected by the Mets again in the 48th round of the 2005 First-Year Player draft, but did not sign...Drafted by the Padres in the fifth round of the 2007 First-Year Player Draft...Named San Diego's minor league pitcher of the year in 2008.
- Made his major league debut on April 23, 2012 vs. San Francisco...Earned his first major league win on May 29, 2012 vs. Philadelphia...Allowed three runs over 6.0 innings...Became the first pitcher in team history to earn his first major league win and hit his first major league homer in the same game.

BACKGROUND

- Jeremy and his wife, Sarah, have a son, Jace and three daughters, Jaylee, Lucy and Lexi.
- Graduated from Perkins-Tryon High School in Perkins, OK.
- Attended Oral Roberts University after two years at Seminole State College.

CAREER PITCHING

YEAR	TEAM	W-L	ERA	G	GS	CG	SHO	SV	IP	H	R	ER	HR	HB	BB	SO	WP	BK
2007	Eugene (A)	2-5	3.90	17	11	0	0	0	62.1	51	33	27	3	2	20	74	8	0
2008	Fort Wayne (A)	10-5	3.33	29	24	0	0	0	140.1	117	53	52	12	3	41	144	7	0
	Lake Elsinore (A)	0-0	3.60	1	1	0	0	0	5.0	3	2	2	0	0	2	6	0	0
2009	Lake Elsinore (A)	14-9	4.12	27	27	0	0	0	150.2	165	81	69	13	11	38	142	9	0
	Portland (AAA)	0-0	3.38	1	1	0	0	0	5.1	7	2	2	0	0	2	5	0	0
2010	San Antonio (AA)	11-8	2.95	28	28	2	0	0	167.2	156	63	55	11	5	51	115	7	0
2011	Tucson (AAA)	9-7	4.98	28	28	0	0	0	157.1	178	101	87	21	3	61	120	7	0
2012	Buffalo (AAA)	5-2	2.77	10	9	0	0	0	61.2	55	25	19	4	0	10	37	1	0
	METS (NL)	4-7	5.09	26	13	0	0	0	93.2	110	55	53	9	2	18	62	7	0
2013	METS (NL)	4-8	4.34	24	23	0	0	0	130.2	132	75	63	20	5	37	99	1	0
2014	GCL Mets (R)	0-0	3.00	3	3	0	0	0	6.0	4	2	2	0	0	0	2	0	0
	St. Lucie (A)	0-0	9.00	3	3	0	0	0	8.0	8	8	8	1	0	9	9	0	0
2015									DID NOT PITCH - INJURED									
2016	Memphis (AAA)	3-6	5.25	18	18	0	0	0	97.2	103	59	57	12	4	39	82	8	0
	GCL Cardinals (R)	0-0	3.00	2	2	0	0	0	6.0	4	2	2	2	0	0	9	0	0
Minor League Totals		54-42	3.96	167	155	2	0	0	868.0	851	431	382	79	28	273	745	47	0
Major League Totals		8-15	4.65	50	36	0	0	0	224.1	242	130	116	29	7	55	161	8	0



WAYNE
KIRBY
#54 1B COACH

OPENING DAY AGE: 58
 BIRTHDATE: JANUARY 22, 1964
 BIRTHPLACE: WILLIAMSBURG, VA
 RESIDES: LAS VEGAS, NV
 YEARS ON STAFF: 1ST SEASON

COACHING CAREER

- Named the Mets first base coach on January 21, 2022.
- Spent 2020-2021 as San Diego's first base coach...Last year marked his 10th year as a coach at the major league level.
- From 2011-2018, was Baltimore's first base coach under Buck Showalter.
- Was the Texas Rangers' minor league outfield & baserunning coordinator from 2006-2010.
- Worked for four years as a minor league hitting instructor in Cleveland's minor league system...Began his coaching career in 2002 as the hitting coach for rookie-level Burlington in the Appalachian League...Served in the same capacity for Lake County (A) in the South Atlantic League in 2003...Was the hitting coach for Kinston (A) in the Carolina League 2004 and Akron (AA) in the Eastern League in 2005.

PLAYING CAREER

- Played parts of eight years in the majors with the Indians, Dodgers and Mets.
- Appeared in 26 games with the 1998 Mets...Hit .194 with one triple and five runs scored.
- Selected in the 13th round of the 1983 First-Year Player Draft by the Los Angeles Dodgers.
- Led American League outfielders with 19 assists in 1993.
- Appeared in 101 regular season games to help lead Cleveland to the AL pennant...Appeared in 11 Postseason games that year.
- Had a walk-off hit in the 11th inning on April 4, 1994 vs. Seattle in the first game at Cleveland's Jacobs Field.

BACKGROUND

- Kirby and his wife, Cara, have three children, daughters Caylee and Cabria, and son, Caden.
- His younger brother, Terry, played 10 seasons in the NFL as a running back for Miami, San Francisco, Cleveland and Oakland from 1993-2002...He finished his career with 2,875 rushing yards, 3,222 receiving yards and 43 total touchdowns.
- Each year in Baltimore, Kirby supported the Baltimore Orioles' Reviving Baseball in Inner Cities (RBI) program with several clinics, including one for RBI head coaches and the Baltimore City Clinic.

COACHING TIMELINE

2020-2021

San Diego Padres
First Base Coach

2011-2018

Baltimore Orioles
First Base Coach

2006-2010

Texas Rangers
Minor League Outfield &
Baserunning Coordinator

2002-2005

Cleveland Indians
Burlington (R) Hitting Coach 2002
Lake County (A) Hitting Coach 2003
Kinston (A) Hitting Coach 2004
Akron (AA) Hitting Coach 2005

CAREER STATISTICS

YEAR	TEAM	AVG	G	AB	R	H	2B	3B	HR	RBI	SH	SF	HBP	BB	SO	SB	CS	SLG	OBP	E
1983	GCL Dodgers (R)	.292	60	216	43	63	7	1	0	13	4	1	1	34	19	23	8	.333	.389	1
1984	Great Falls (R)	.310	20	84	19	26	2	2	1	11	1	1	0	12	9	19	3	.417	.392	2
	Vero Beach (A)	.272	76	224	39	61	6	3	0	21	5	2	6	21	30	11	9	.326	.348	5
	Bakersfield (A)	.274	23	84	14	23	3	0	0	10	2	1	0	4	5	8	3	.310	.303	3
1985	Vero Beach (A)	.282	122	437	70	123	9	3	0	28	4	3	3	41	41	31	14	.316	.345	4
1986	Vero Beach (A)	.261	114	387	60	101	9	4	2	31	2	2	1	37	30	28	17	.320	.326	4
1987	San Antonio (AA)	.238	24	80	7	19	1	2	1	9	3	0	0	4	7	6	4	.338	.274	3
	Bakersfield (A)	.269	105	416	77	112	14	3	0	34	5	2	3	49	41	56	21	.320	.349	12
1988	San Antonio (AA)	.240	100	334	50	80	9	2	0	21	10	1	3	21	42	26	10	.278	.290	2
	Bakersfield (A)	.277	12	47	12	13	0	1	0	4	0	0	0	11	4	9	2	.319	.414	2
1989	San Antonio (AA)	.214	44	140	14	30	3	1	0	7	2	1	1	18	17	11	6	.250	.306	4
	Albuquerque (AAA)	.342	78	310	62	106	18	8	0	30	5	1	1	26	27	29	14	.452	.394	2
1990	Albuquerque (AAA)	.278	119	342	56	95	14	5	0	30	4	3	3	28	36	29	7	.348	.335	9
1991	Colo. Springs (AAA)	.294	118	385	66	113	14	4	1	39	5	3	2	34	36	29	14	.358	.351	6
	CLEVELAND (AL)	.209	21	43	4	9	2	0	0	5	1	1	0	2	6	1	2	.256	.239	0
1992	Colo. Springs (AAA)	.269	105	470	101	162	18	16	11	74	4	2	2	36	28	51	20	.321	.392	7
	CLEVELAND (AL)	.167	21	18	9	3	1	0	1	1	0	0	0	3	2	0	3	.389	.286	0
1993	Charlotte (AAA)	.290	17	76	10	22	6	2	3	7	0	0	0	3	10	4	2	.540	.317	0
	CLEVELAND (AL)	.269	131	458	71	123	19	5	6	60	7	6	3	37	58	17	5	.371	.323	5
1994	CLEVELAND (AL)	.293	78	310	33	56	6	0	5	23	2	0	1	13	30	11	4	.403	.342	4
1995	CLEVELAND (AL)	.207	101	188	29	39	10	2	1	14	1	2	1	13	32	10	3	.298	.260	1
1996	CLEVELAND (AL)	.250	27	16	3	4	1	0	0	1	0	0	0	2	2	0	1	.313	.333	0
	LOS ANGELES (NL)	.271	65	188	23	51	10	1	1	11	1	1	1	17	17	4	2	.351	.333	3
1997	LOS ANGELES (NL)	.169	46	65	6	11	2	0	0	4	0	0	0	0	12	0	0	.200	.280	0
	Albuquerque (AAA)	.335	68	269	57	90	16	5	10	43	1	2	1	26	33	18	5	.543	.393	5
1998	Memphis (AAA)	.282	58	227	36	64	15	3	5	32	2	0	0	15	33	10	2	.441	.326	3
	Norfolk (AAA)	.309	42	162	32	50	8	3	5	23	1	0	2	21	18	11	5	.488	.395	1
	METS	.194	26	31	5	6	0	1	0	0	1	0	0	1	9	1	1	.258	.219	0
1999	Las Vegas (AAA)	.300	66	160	29	48	7	3	10	31	1	1	0	28	36	2	4	.569	.402	2
2000	Rochester (AAA)	.284	129	507	76	144	24	11	6	60	1	2	1	46	61	10	4	.410	.344	8
Minor League Totals		.288	1518	5357	930	1545	203	82	55	558	62	28	30	515	563	421	174	.388	.352	85
Major League Totals		.252	516	1198	183	302	51	9	14	119	13	10	6	98	168	44	21	.345	.310	13

CAREER PLAYOFF STATISTICS

YEAR	RND	TEAM/OPP	AVG	G	AB	R	H	2B	3B	HR	RBI	SH	SF	HBP	BB	SO	SB	CS	SLG	OBP	E
1995	ALDS	CLE vs.	1.000	3	1	0	1	0	0	0	0	0	0	0	0	0	0	0	1.000	1.000	0
	ALCS	CLE vs. SEA	.200	5	5	2	1	0	0	0	0	0	1	0	0	0	0	1	.200	.200	0
	WS	CLE vs. ATL	.000	3	1	0	0	0	0	0	0	0	0	0	0	1	0	0	.000	.000	0
1996	NLDS	LAD vs.	.125	3	8	1	1	0	0	0	0	0	0	0	2	1	0	1	.125	.300	0
Postseason Totals			.200	14	15	3	3	0	0	0	0	1	0	0	2	2	1	1	.200	.294	0
DS Totals			.222	6	9	1	2	0	0	0	0	0	0	0	2	1	0	1	.222	.364	0

CAREER FIELDING

Pos	G	PO	A	E	PCT	TC	DP
OF	398	654	28	13	.981	695	8



GLENN
SHERLOCK
#53 BENCH COACH

OPENING DAY AGE: 61
BIRTHDATE: SEPTEMBER 26, 1960
BIRTHPLACE: NAHUNT, MA
RESIDES: SCOTTSDALE, AZ
YEARS ON STAFF: 1ST SEASON SINCE RETURNING/4TH OVERALL

COACHING CAREER

- Named the Mets bench coach on January 21, 2022.
- Spent the last two years as a coach on the Pittsburgh Pirates coaching staff with a primary focus on catchers, while also assisting Manager Derek Shelton with game preparation and management...Under his tutelage in 2021, Jacob Stallings earned a Gold Glove Award.
- Spent three years on the Mets coaching staff prior to joining Pittsburgh...Handled third base coaching responsibilities in 2017 and 2018...Moved over to first base prior to the 2019 season.
- Spent 19 years on the Arizona Diamondbacks coaching staff (1998-2016)...Served as the D-backs catching coach from 1998-2016...He spent three years as the D-backs bench coach (2003, 2015-2016) and was their bullpen coach from 1998-2002 and 2005-2013...Was Arizona's third base coach in 2004 and 2014.
- Served as Arizona's minor league catching coordinator from 1996-1997... Was a scout for Arizona during the 1997 Expansion Draft.
- Was Mariano Rivera's first manager in professional baseball in 1990 with the Gulf Coast Yankees.
- Managed three seasons in the Yankees organization, going 121-128 from 1990-1991, and 1993 with the rookie level Gulf Coast Yankees and Fort Lauderdale (A) affiliate in the Florida State League...Was a catching instructor in 1992.
- Managed the Canberra Bushrangers of the Australian Baseball League in 1993.
- Among catchers he has coached are: Jorge Posada, Mike Stanley, Bob Melvin, Brad Ausmus, Jim Leyritz, Jacob Stallings, Kelly Stinnett, Miguel Montero, Henry Blanco and Tuffy Gosewisch

COACHING TIMELINE

2020-2021
Pittsburgh Pirates Coach
2017-2019
New York Mets First Base Coach 2019 Third Base Coach 2017-2018
1998-2016
Arizona Diamondbacks Bench Coach 2015-2016, 2003 Bullpen Coach 2005-2013, 1998-2002 Third Base Coach 2004, 2014 Minor League Catching Coordinator 1996-1997
1990-1993
New York Yankees Gulf Coast (R) Manager 1990, 1993 Fort Lauderdale (A) Manager 1991 Minor League Catching Instructor 1992

PLAYING CAREER

- A former catcher, he played 297 minor league games in the Astros (1983-1986) and Yankees (1987-1989) organizations... Reached Triple-A with the Yankees.
- Was drafted in the 21st-round of the 1983 Free Agent Draft by the Houston Astros.

BACKGROUND

- Earned a B.A. in Environmental Studies at Rollins College (FL)...Honored with the Rollins College Hall of Fame Achievement Award and earned Sunshine State All-Star status.
- Played three years for Yarmouth-Dennis in the Cape Cod Summer League.
- Graduated in 1979 from St. John's Prep in Danvers, MA...Was All-State in baseball...Also played football.
- Operates a catching camp in Arizona during the offseason.
- Completed the 2013 Ironman Arizona.
- Glenn and his wife, Lisa, have a son, Tim and a daughter, Cara...Tim was the D-backs' 40th-round pick in the 2009 First-Year Player Draft from Duke University...He was originally selected by the Phillies in the 32nd round of the 2005 First-Year Player Draft, but chose to attend Duke...Tim played minor league baseball in 2009-2010.

CAREER STATISTICS

YEAR	TEAM	AVG	G	AB	R	H	2B	3B	HR	RBI	SH	SF	HBP	BB	SO	SB	CS	SLG	OBP	E
1983	Auburn (A)	.328	35	125	15	41	5	1	1	18	1	1	1	9	17	2	0	.408	.375	1
1984	Auburn (A)	.226	57	177	13	40	4	0	0	16	3	1	0	8	29	6	1	.249	.258	13
	Asheville (A)	.244	31	82	9	20	4	1	2	13	2	0	1	7	11	2	1	.390	.311	1
1985	Osceola (A)	.198	40	81	8	16	2	1	0	8	3	1	1	8	16	2	1	.247	.275	1
	Asheville (A)	.274	22	62	5	17	3	0	1	8	0	0	0	4	8	0	0	.371	.318	3
1986	Osceola (A)	.246	59	175	12	43	3	0	1	22	1	0	0	9	18	0	0	.280	.283	5
	Columbus (AA)	.308	4	13	4	4	0	1	1	5	0	0	3	2	0	0	0	.692	.438	1
1987	Albany-Colonie (AA)	.250	4	12	0	3	1	0	0	2	1	1	0	1	2	0	0	.333	.286	1
	Columbus (AAA)	.214	6	14	1	3	0	0	0	0	1	0	0	1	3	0	0	.214	.267	0
1988	Albany-Colonie (AA)	.125	6	16	0	2	0	0	0	1	0	0	0	1	5	0	0	.125	.176	0
	Columbus (AAA)	.253	32	95	9	24	4	0	1	6	0	0	0	7	18	0	0	.326	.304	1
1989	Albany-Colonie (AA)	---	1	0	0	0	0	0	0	0	0	0	0	0	0	0	0	---	---	0
Minor League Totals		.250	297	852	76	215	26	4	7	99	12	4	3	58	129	12	3	.315	.299	27

MANAGERIAL RECORD

YEAR	TEAM	LEAGUE	W-L	PCT.	POS
1990	Yankees (R)	Gulf Coast	32-30	.516	T4th
1991	Ft. Lauderdale (A)	Florida State	59-69	.461	5th
1993	Yankees (R)	Gulf Coast	30-29	.508	3rd
Minor League Totals			121-128	.486	

BULLPEN CATCHERS



78

OPENING DAY AGE 42
BIRTHDATE April 9, 1979
BORN Kirkland, Quebec, CA
RESIDES Westfield, MA

ERIC LANGILL BULLPEN CATCHER

- Eric Joseph Langill joined the Mets in June of 2011 and begins his 11th season as a bullpen catcher.
- Was a 34th round draft pick of Montreal in the June, 1999 First-Year Player Draft and played in the Expos' farm system until 2002...Joined the Dodgers organization that season.
- With Los Angeles, he was invited to major league Spring Training in 2006 and spent parts of two seasons at Las Vegas (AAA) of the Pacific Coast League in 2004 and 2006.
- Attended Des Moines (IA) Community College.
- Eric was born in Kirkland, Quebec, Canada, but currently resides in Massachusetts.



57

OPENING DAY AGE 43
BIRTHDATE June 3, 1978
BORN Stamford, CT
RESIDES Los Angeles, CA

DAVE RACANIELLO BULLPEN CATCHER

- David (Dave) Racaniello begins his 22nd season as a Mets bullpen catcher.
- Threw to David Wright in the 2013 Home Run Derby at Citi Field.
- Played baseball for two years at Norwalk Community College...His team won the Junior College World Championship.
- Attended Central Connecticut College for one year.
- Graduated from West Hill High School in Stamford, CT where he played baseball for coach Frank Donatucci.
- Climbed Mount Kilimanjaro in January, 2012.
- Completed his second NYC Marathon in 2014.
- Dave, 43, resides in Los Angeles with fiancée, Julia.

ADDITIONAL STAFF



80

OPENING DAY AGE 33
BIRTHDATE August 3, 1988
BORN Tenares, DR
RESIDES Tenares, DR

RAFAEL FERNANDEZ BP PITCHER

- Begins his sixth year in the Mets organization and his second as a batting practice pitcher.
- Was slated to serve as the hitting coach with Brooklyn (R).
- Spent the 2019 season as an assistant coach at the MLB level.
- In the offseason, is working with the Gigantes del Cibao in the Dominican winter ball as an assistant hitting coach and quality control coach.
- Spent 2018 as hitting coach GCL Mets (R)...In 2016-2017 was an outfield/hitting coach with the DSL Mets2 (R).
- Was originally signed by the Mets in 2006 and played seven seasons in the minors.
- Played four seasons for Gigantes del Cibao and Estrellas Orientales in the Dominican Winter League...In 2013 played in Colombia for Leones Comfacor del Montena.
- In 2014 Played in Mexico for the Queseros de la Cuenca...In 2014 was part of the Dominican National team that participated in the Central American and Caribbean Games in Veracruz, Mexico.
- Is currently studying psychology at Universidad de la Tercera Edad.
- Rafael, 33, resides in Tenares, DR, with his wife Alexandra...They have a son, Rafael Alonzo and a daughter, Alejandra Maria.



77

OPENING DAY AGE 44
BIRTHDATE May 14, 1977
BORN Matanzas, CUBA
RESIDES Miami, FL

YOEL MONZON MAJOR LEAGUE STAFF ASSISTANT

- Begins his first season with the Mets as the major league staff assistant.
- Spent the previous six seasons in the Mariners organization as pitching coach for the Arizona League Mariners.
- He originally signed as a non-drafted free agent by the Colorado Rockies on May 21, 1999.
- Sent four seasons in the minor leagues (1999- 2002) and one season in the Cleveland organization (2003).
- Resides in Miami, FL.

METS ALL-TIME COACHES

- A**
- Accardo, Jeremy.....2019-2021
 - Acta, Manny..... 2005-2006
 - Alicea, Luis..... 2009
 - Aguayo, Luis..... 2008
 - Alomar, Sandy, Sr..... 2005-2009
 - Amaro Jr., Ruben.....2018
 - Apodaca, Bob1996-1999
- B**
- Baylor, Don.....2003-2004
 - Benedict, Bruce..... 1997-1999
 - Bones, Ricky2012-2021
 - Berra, Yogi 1965-1971
 - Brantley, Mickey..... 1999
 - Burgess, Tom.....1977
- C**
- Cavaretta, Phil..... 1975-1978
 - Chambliss, Chris.....2002
 - Conti, Guy 2005-2008
 - Cottier, Chuck.....1979-1981
 - Cubbage, Mike 1990-1996
- D**
- Davis, Chili.....2019-2021
 - Debus, Jon.....2011
 - DeFrancesco, Tony2020
 - DiSarcina, Gary2018-2021
 - Down, Rick.....2005-2007
 - Dusan, Gene1983
- E**
- Edwards, Doc1990-1991
 - Eiland, Dave..... 2018-2019
 - Ellis, Ryan.....2020
 - Engle, Dave 2001-2002
- F**
- Floyd, Bobby 2001, 2004
 - Foote, Barry..... 1992-1993
 - Frey, Jim 1982-1983
- G**
- Galante, Matt.....2002-2004
 - Geren, Bob2012-2015
 - Gibson, Bob..... 1981
 - Goodwin, Tom2012-2017
- H**
- Haddix, Harvey.....1966-1967
 - Hale, Chip..... 2009-2011
 - Harder, Mel 1964
 - Harrelson, Bud 1982, 1985-1990
 - Heffner, Don1964-1965
 - HEFNER, JEREMY 2020-**
 - Hemus, Solly..... 1962-1963
 - Henderson, Rickey2007
 - Hernández, Chuck 2019
- H**
- Herzog, Whitey 1966
 - Hiller, Chuck.....1990
 - Hornsby, Rogers1962
 - Hoscheit, Vern..... 1984-1987
 - Hough, Charlie..... 2001-2002
 - Howard, Frank 1982-84, 1994-96
 - Howard, Kevin.....2021
 - Hudgens, Dave 2011-2014
- J**
- Jackson, Al..... 1999-2000
 - Jauss, Dave.....2010
 - Johnson, Darrell.....1993
 - Johnson, Deron 1981
 - Johnson, Howard.....2007-2010
 - Johnson, Lamar 2014
- K**
- Kress, Red1962
- L**
- Landestoy, Rafael 1996
 - LaRoche, Dave..... 1992-1993
 - Lavagetto, Cookie..... 1962-1963
 - Long, Kevin.....2015-2017
 - Lopez, Juan.....2002-2003
- M**
- Manuel, Jerry 2005-2008
 - Maxvill, Dal.....1978
 - Mays, Willie 1974-1979
 - McCraw, Tom.....1992-1996
 - McCullough, Clyde.....1963
 - McMillan, Roy 1973-1976
 - Meulens, Hensley2020
 - Monbouquette, Bill1982-1983
 - Murphy, John1967
- N**
- Natera, Luis..... 2014
 - Niemann, Randy 1997-1999, 2001-2002, 2009-2010
 - Nieto, Tom 2008
- O**
- Oberkfell, Ken 2008, 2011
- P**
- Parker, Salty1967
 - Pavlick, Greg 1985-1986, 1988-1991, 1994-1996
 - Perlozzo, Sam 1987-1989
 - Peterson, Rick..... 2004-2008
 - Pettis, Gary.....2003-2004
 - Pignatano, Joe 1968-1981
- Q**
- Quattlebaum, Hugh2021
- R**
- Riggleman, Jim 2019
 - Regan, Phil..... 2019
 - Robinson, Bill..... 1984-1989
 - Robinson, Sheriff 1964-67, 1972
 - Robson, Tom 1997-2000, 2002
 - Roessler, Pat.....2015-2018
 - Rojas, Cookie1997-2000
 - Rojas, Luis 2019
 - Ruffing, Red.....1962
 - Ruhle, Vern2003
- S**
- Scott, Dick2016-2017
 - Schneider, Brian2020-2021
 - SHERLOCK, GLENN..... 2017-2019**
 - Shines, Razor 2009-2010
 - Silverio, Nelson 2004
 - Sisler, Dick.....1979-1980
 - Slater, Tom2018-2021
 - Sommers, Dennis..... 1977-1978
 - Spahn, Warren.....1965
 - Spencer, Tom..... 1991
 - Staub, Rusty.....1982*
 - Stearns, John.....2000-2001
 - Stephenson, John 1992-1993
 - Stottlemyre, Mel.....1984-1993
 - Swisher, Steve..... 1994-1996
- T**
- Tarasco, Tony2021
 - Teufel, Tim2012-2016
- V**
- Valentine, Bobby 1983-1985
- W**
- Waits, Rick2003
 - Walker, Rube1968-1981
 - Wallace, Dave..... 1999-2000
 - Walling, Denny2003-2004
 - Warthen, Dan.....2008-2017
 - Westrum, Wes1964-1965
 - White, Ernie.....1963
 - Wilson, Mookie..... 1997-2002, 2011
 - Wine, Bobby.....1993-1996
- Y**
- Yost, Ed.....1968-1975

* *Player Coach*



2022 METS



PETE
ALONSO
#20 INF
@polarpete20

HT	6-2	WT	253	BT	R	TH	R
----	-----	----	-----	----	---	----	---

OPENING DAY AGE: 27
 BIRTHDATE: DECEMBER 7, 1994
 BIRTHPLACE: TAMPA, FL
 RESIDES: TAMPA, FL
 MLB SERVICE TIME: 3 YEARS, 0 DAYS
 SIGNED BY: JON UPOIKO
 HOW OBTAINED: METS SECOND ROUND PICK IN THE 2016 FIRST-YEAR PLAYER DRAFT
 CONTRACT STATUS: FREE AGENT AFTER 2024

ROOKIE OF THE YEAR: 2019 ★ ALL-STAR: 2019 🏆 FIRST TEAM ALL-MLB: 2019 🏠 HOME RUN DERBY CHAMPION: 2019, 2021

MEET THE MET

- Was given the nickname "Polar Bear" by Todd Frazier during Spring Training in 2019.
- Is a big Jerry Seinfeld fan and has met the comic several times...Seinfeld awarded Alonso the BBWAA Jackie Robinson Rookie of the Year Award at the annual dinner in New York.
- In 2021, Alonso and his wife, Haley, dressed up as characters from "Peaky Blinders" for Halloween.
- Started the Homers For Heroes foundation with his wife Haley in 2021... Alonso says "Homers For Heroes basically brings people to light that are absolutely going above and beyond their call of duty...What I want to do is help people that are helping others that are kind of in the shadows."
- During the 2020 season, his foundation honored a hero after each of the Mets' 60 games...Each hero received a care package, which included game-used memorabilia from Alonso.
- During the COVID-19 baseball shutdown, Alonso recorded personalized messages for several healthcare professionals in the New York/New Jersey area thanking them for their sacrifice and contributions...Also joined teacher Greg Berry from Jericho (NY) High School on a Zoom call to introduce his geometry lesson... Participated in a PSA urging fans to stay home and help flatten the curve.
- Participated in a *Fanatics* auction during the pandemic, offering a private fishing charter which raised \$70,000 towards Feeding America, Meals on Wheels, World Central Kitchen and No Kid Hungry.
- Appeared on the Late Show with Stephen Colbert and Jimmy Kimmel Live! during the 2019 season.
- During Spring Training in 2021, created an NFT and auctioned it off to benefit More Than Baseball, a nonprofit dedicated to supporting minor leaguers who need financial support with housing, equipment and nutrition...The NFT was designed by Mets minor leaguer Tommy Wilson, who plays in the Mets organization.
- In 2021, Alonso hosted The Battle of the Boroughs presented by Citi at Maimonides Park, the home of the Brooklyn Cyclones...Fans watched top youth baseball players from around NYC compete in a home run derby...All proceeds benefited the Homers for Heroes foundation.
- Used a custom-designed bat during the 2019 All-Star week and Players' Weekend, named "Haley's Comet" in honor of his then-fiancée...Using that bat, won the Home Run Derby...Hit his 41st home run of the 2019 season with the bat, tying the Mets' single-season record.
- Designed custom-made, 9/11-themed cleats for himself and his teammates for the Mets' home game on September 11, 2019 vs. Arizona...Donated the cleats to the National September 11 Memorial & Museum on October 1, 2019...Wore special cleats again in 2021.

CAREER BESTS

HITS, GAME

5 hits

8/15/19 at Atlanta

HOME RUNS, GAME

2 home runs

11x, last, 9/30/21 vs. Miami

MULTI-HR GAMES

11 multi-homer games

11 two-homer games

LEADOFF HR

None

INSIDE-THE-PARK HR

None

WALK-OFF HOME RUNS

2 walk-off home runs

9/3/20 vs. New York-AL (A. Abreu)

& 8/12/21 vs. Washington (K. Finnegan)

PINCH-HIT HOME RUNS

1 pinch hit home run

7/20/19 at San Francisco (D. Holland)

RBI, GAME

6 RBI

8/15/19 at Atlanta

STOLEN BASES, GAME

1 stolen base

5x, last, 8/12/21 (G2) at Washington

HITTING STREAK

11 games

8/15-8/26/21

GRAND SLAMS

None

- In 2019, he donated 10 percent of his \$1 million Home Run Derby winnings to charity, giving \$50,000 to Wounded Warrior Project and \$50,000 to the Stephen Siller Tunnel to Towers Foundation....In 2021, he donated a portion to his Homers for Heroes foundation.
- His 37 long balls tied for 11th-most in a single season in Mets history...He is the sixth player in club history with multiple seasons of 35+ home runs...Joined Mike Piazza, Darryl Strawberry, Howard Johnson and Dave Kingman (three each) and Carlos Delgado (two).

CAREER HIGHLIGHTS

- Enters the 2022 season 14th in Mets history with 106 career home runs, making him one of only eight players to reach 100 career home runs by his third season.
- Became the second-fastest player to reach 100 career homers with a multi-homer game (third of 2021, 10th of his career) at Miami on September 7.
- Won the 2021 Home Run Derby...Defeated Baltimore's Trey Mancini in the finals to earn his second Derby title... Became the fourth player to win the Derby twice and the third to win back-to-back titles...The last player to win back-to-back Home Run Derby titles was Yoenis Céspedes in 2013 and 2014.
- Hit his 75th career home run in front of friends and family at Tampa Bay, his hometown, on May 15...Drove in a season-high four runs in his first game off the Injured List at Arizona on May 31.
- Won the 2019 National League BBWAA Jackie Robinson Rookie of the Year Award, earning 29 of 30 first-place votes...Is the sixth Met to win the award.
- Was named to the Inaugural All-MLB Team (First Team) after the 2019 season as the starting first baseman.
- Became the first Met and first rookie in major league history to finish the season as the outright leader in home runs, hitting a major league rookie record 53 blasts in 2019.
- According to *Elias*, he was the first rookie to set his club's franchise record for homers since Johnny Rizzo (Pittsburgh) in 1938 (excluding first-year franchises).
- Won the 2019 Home Run Derby...Was the second rookie Derby winner and the first Met to be an outright winner of the contest...Defeated Vladimir Guerrero Jr. in the finals.
- Became the first rookie position player All-Star in Mets history and was the first rookie with at least two RBI in an All-Star Game...Went 1-2 with two RBI and a stolen base in the 2019 Midsummer Classic in Cleveland.
- Ended his sophomore campaign with 69 career home runs...Only five players have hit more home runs through the first two seasons of their career: Joe DiMaggio (75), Ralph Kiner (74), Eddie Mathews (72), Ryan Braun (71) and Albert Pujols (71)...All five of those players played between 36 and 100 more games than Alonso.
- Is the first Met with multiple seasons of 25+ homers on the road...Carlos Beltrán (2006) is the only other Met to reach that mark even once...The only other players to have multiple years with 25+ road home runs since 2000 are Barry Bonds, Nelson Cruz, Ryan Howard, David Ortiz, Albert Pujols, Alex Rodriguez and Sammy Sosa.
- Performed better away from Citi Field, sporting a .288/.373/.618 slashline on the road compared to a .234/.313/.414 line at home...He hit a major league-leading 25 home runs on the road and collected 61 RBI away from home, good for the fourth-most in MLB...His .991 road OPS ranked fourth in the majors.
- Hit in 11-straight games from August 15-26, the longest hitting streak of his career...Had a 17-game road hitting streak from August 16-September 22 (.358/.421/.866)...It was the longest such hitting streak by a Met since David Wright's 20-gamer from April 14-May 21, 2012.
- Had a .785 OPS at home with nine homers and 20 RBI in the second half compared to a .656 OPS with three homers and 13 RBI at Citi Field before the break...Had 11 homers and 24 RBI in his last 42 home games after having one homer and nine RBI in his first 33 home games.
- Led the NL with 16 home runs off LHP...Homered every 10.56 at-bats vs. LHP, first in the NL and fifth in MLB...Narrowly missed posting the highest HR rate vs. LHP in Mets history...Dave Kingman's 10.55 AB/HR vs. southpaws in 1976 edges Alonso's rate by 0.01 AB/HR.
- Put up the lowest strikeout rate (19.9 percent), by far, of his career...Struck out in 27 of his 87 PA in April (31 percent), then dramatically cut down on Ks for the rest of the season, whiffing just 18 percent of the time from May 1 onward...K rate by month: April, 31%; May, 18.1%; June, 16.1%; July, 17.9%; Aug., 21.1%, Sept./Oct., 17.6%.

2020 SEASON

- Tied for seventh in the majors and tied for third in the NL with 16 home runs...Finished the year on a power streak, blasting 10 homers in his final 22 games...Tied for eighth in the NL with six hit-by-pitches...Tied for second in MLB with 10 homers in September.
- Had three multi-homer games, tied for the most in the NL: August 17 at Miami, September 6 vs. Philadelphia and September 27 at Washington.
- Nearly one-third of his hits came against Washington (15 of 48)...Hit .429 (15-35) with three doubles and four homers vs. the defending World Champions.
- Belted his first career walk-off home run on September 3 vs. New York-AL...Was the Mets' second walk-off homer in the Subway Series and the third by either team in a regular-season Subway Series game.

2021 SEASON

- Ranked third in the NL with 37 homers, tied for seventh with 67 extra-base hits and 11th with 291 TB...He tied for 11th in the league with 94 RBI, was 13th with a .519 SLG and 15th with an .863 OPS.

2019 SEASON

- Became the sixth Met to be named the BBWAA NL Rookie of the Year...Named the Players' Choice NL Rookie of the Year...Also was *Baseball America's* MLB Rookie of the Year, the *Baseball Digest* NL Rookie of the Year and *Sporting News* NL Rookie of the Year...Was named a Topps Rookie All-Star.
- Finished seventh in the National League MVP voting.
- In his first major league season, set Mets single-season records for home runs (53), extra-base hits (85) and total bases (348) while also establishing club rookie records for hits (155), RBI (120), runs scored (103), at-bats (597), plate appearances (693), games played (161), slugging percentage (.583), OBP (.358) and OPS (.941)...Also tied the club rookie record with 72 walks...Was the eighth Met ever to record a 100-RBI, 100-run season.
- Led the majors with 53 homers and was fourth with 120 RBI...Finished tied for third with 85 extra-base hits, 10th with a .583 slugging percentage and 11th with a .941 OPS...Was third in the majors with 183 strikeouts...Tied for fifth in the majors with 21 hit by pitches.
- Led all qualified rookies in games played, hits, home runs, RBI, OPS, extra-base hits, runs scored, walks, total bases and slugging percentage...Ranked second in multi-hit games (42) and third in doubles (30).
- Was the NL Rookie of the Month for April, June and September, making him the Mets' first three-time winner of the award...Jacob deGrom, who earned the honor twice in 2014, is the only other Met to win the award multiple times in a season since it began in 2001.
- Finished with the second-most RBI (120) and extra-base hits (85) by an NL rookie in the modern era...Only Albert Pujols had more (130 RBI, 88 extra-base hits in 2001).
- Was named to the Opening Day roster and made his major league debut as the starting first baseman in the Mets' season opener at Washington...Became the seventh player (only first baseman) in Mets history to make his major league debut in a start on Opening Day...Notched his first career hit, a single, in the eighth inning.
- Reached base safely in 34-straight games from August 2-September 9, the longest streak ever by a Mets rookie and the longest single-season streak in team history.
- Homered in four-straight games from August 5-9...The only other Mets rookie with a four-game homer streak is Larry Elliot (July 21-24, 1964).
- Finished tied for seventh in the majors with 13 games with at least three RBI...Carlos Beltrán (14 in 2008) is the only Met with more in a season.
- Had two walk-off RBI, a sac fly on April 30 vs. Cincinnati and a bases-loaded walk on September 6 vs. Philadelphia.
- Hit a home run in 16 different ballparks, a rookie record and the most by a Met since Mike Piazza (18 in 2000).
- Had four multi-homer games, tied for the most by a Mets rookie (also, Darryl Strawberry in 1983).
- In the first half, set NL rookie records with 30 home runs and 68 RBI...Only Mark McGwire (33) in 1987 had more pre-break homers as a rookie...Set a major league rookie record with 53 extra-base hits before the All-Star break.
- Clobbered his first big-league homer in the ninth inning on April 1 at Miami, a 444-foot, three-run blast off Drew Steckenrider in a 7-3 win.
- Blasted a 458-foot homer off the face of the third deck at Citi Field on June 15...Was the longest homer by a Met at Citi Field in the Statcast era (2015-present).
- Was named NL Player of the Week for June 17-23...Went 10-24 (.427) with four homers and a 1.590 OPS during the week...His home run on June 23 was his 27th of the season, setting a Mets rookie record.
- Drilled a Statcast-estimated 474-foot, two-run homer into the third deck at Target Field on July 17...Was the longest blast by a Met since tracking began in 2015.
- Belted a go-ahead homer in the 16th inning on July 18 at San Francisco...Was the second Mets rookie to homer in the 16th inning or later (also, Tim Lincecum's walk-off blast, September 1, 1963).
- Hit his first career pinch-hit homer, a three-run shot, on July 20 at San Francisco.
- Set career-high marks with five hits and six RBI on August 15 at Atlanta and reached base in all six of his plate appearances, going 5-5 with a homer and a walk...Hit his 39th homer in that game to tie the NL rookie home run record.
- His 40th homer on August 18 at Kansas City established a new NL rookie record, passing Cody Bellinger (39, 2017).
- Set the Mets' single-season home run mark with his 42nd homer on August 27 vs. Chicago-NL...Passed Todd Hundley and Carlos Beltrán (41).
- Set the all-time rookie home run record with his 53rd blast on September 28 vs. Atlanta off Mike Foltynewicz...Passed Aaron Judge (52, 2017).

MINOR LEAGUE REVIEW

- **2018:** Was named the Mets' 2018 Sterling Organizational Player of the Year...Was a member of the 2018 All-Minor League Baseball Team...Hit 36 homers to win the Bauman Award, given to the top home run hitter in the minors...Also paced all minor leaguers with 119 RBI...Ranked third in the minors with 68 extra-base hits, fifth with a .579 slugging percentage and ninth with a .975 OPS...Hit a 415-foot home run for the U.S. Team in the 2018 SiriusXM All-Star Futures Game...Named a *Baseball America* Double-A All-Star...Was named a Rising Star in the Arizona Fall League...Won Eastern League April Player of the Month and Player of the Week for the period ending April 29...His first three Triple-A home runs came in the same game...Clubbed three homers and drove in seven on June 23.

- **2017:** Named a MiLB organization All-Star and a *Baseball America* High Class-A All-Star...Selected to the FSL postseason All-Star team...Was tied for second in the FSL in homers (16)...Was the FSL Player of the Week twice (June 19-25 and July 17-23)...Earned Florida State League Player of the Month honors in July...Placed on the Disabled List on April 12 with a broken left hand after being hit by a pitch.
- **2016:** Made his pro debut for Brooklyn (A)...Was a mid-season New York-Penn League All-Star...Was a *Baseball America* Short-Season All-Star.

BACKGROUND

- Peter Morgan Alonso graduated from Plant High School (FL), the same school as Hall of Famer Wade Boggs...Recipient of the 2013 Wade Boggs Athletic Achievement Award, based upon outstanding athletic skills, academic achievement and good sportsmanship...Turned in a high school batting average of .460 (116-252) with 99 RBI.
- Named the Joe DiMaggio Toast of the Town and Ben Epstein-Dan Castellano Good Guy Award winner for 2019 by the New York chapter of the BBWAA.

- Attended University of Florida, where he played with Cardinals outfielder Harrison Bader...Was named to the 2015 SEC All-Tournament Team as a sophomore and was a 2016 Dick Howser Trophy Semi-Finalist as a junior.
- Also was a NCBWA first-team All America, Perfect Game/Rawlings first-team All America, ABCA/Rawlings second-team All America, a *Baseball America* third-team All America and an All-SEC second-team selection during his junior season.
- Was invited to the USA Baseball 18-U National Team trials.
- As a junior, led the SEC with a .659 slugging percentage and ranked fourth with a .374 average (79-211)...Tallied 60 RBI and 51 runs scored.
- Hit .500 (16-32) in the 2016 NCAA Tournament with five homers and 13 RBI...Was named the Most Outstanding Player of the Gainesville Regional.

CAREER TRANSACTIONS

- Selected by the New York Mets in the second round (64th overall) of the 2016 First-Year Player Draft.
- On the 10-Day Injured List, May 21-31, 2021, with a sprained right hand.

CAREER STATISTICS

YEAR TEAM	AVG	G	AB	R	H	2B	3B	HR	RBI	SH	SF	HB	BB	SO	SB	CS	SLG	OBP	E
2016 Brooklyn (A)	.321	30	109	20	35	12	1	5	21	0	2	1	11	22	0	1	.587	.382	0
2017 St. Lucie (A)	.286	82	308	45	88	23	0	16	58	0	1	12	25	64	3	4	.516	.361	18
Binghamton (AA)	.311	11	45	7	14	4	1	2	5	0	0	0	7	0	0	0	.578	.340	1
2018 Binghamton (AA)	.314	65	220	42	69	12	0	15	52	0	2	8	43	50	0	2	.573	.440	6
Las Vegas (AAA)	.260	67	258	50	67	19	1	21	67	0	3	7	33	78	0	1	.585	.355	3
2019 METS	.260	161	597	103	155	30	2	53	120	0	3	21	72	183	1	0	.583	.358	12
2020 METS	.231	57	208	31	48	6	0	16	35	0	1	6	24	61	1	0	.490	.326	5
2021 METS	.262	152	561	81	147	27	3	37	94	0	4	12	60	127	3	0	.519	.344	8
Minor League Totals	.290	255	940	164	273	70	3	59	203	0	8	28	114	221	3	8	.560	.381	28
Major League Totals	.256	370	1366	215	350	63	5	106	249	0	8	39	156	371	5	0	.542	.347	25

ALL-STAR GAMES

YEAR LEAGUE/SITE	AVG	G	AB	R	H	2B	3B	HR	RBI	SH	SF	HB	BB	SO	SB	CS	SLG	OBP	E
2019 NL/CLEVELAND	.500	1	2	0	1	0	0	0	2	0	0	0	0	1	1	0	.500	.500	0

CAREER FIELDING

POS	G	PO	A	E	PCT	TC	DP
1B	343	2320	224	25	.990	2569	227

METS ROOKIE OF THE YEAR WINNERS

Six Mets players have been chosen by the BBWAA as the NL Rookie of the Year. Four Mets pitchers have captured the award, while two position players in team history have been voted as the league's top rookie. Here are the Mets' Jackie Robinson NL Rookie of the Year Award winners:

Player	Position	Year	Notes
Tom Seaver	RHP	1967	Mets rookie-record 18 complete games
Jon Matlack	LHP	1972	2.32 ERA led the team, ranked fourth in the NL overall
Darryl Strawberry	OF	1983	His 26 homers stood as club rookie record for 36 years
Dwight Gooden	RHP	1984	Modern major league-record 276 strikeouts as a rookie
Jacob deGrom	RHP	2014	Went 8-1 with a 1.90 ERA over final 12 starts
Pete Alonso	1B	2019	Set all-time MLB rookie record with 53 home runs



FRANCISCO ALVAREZ

#95 C

NON-ROSTER INVITE

@franciscoalvarez.13

HT	5-10	WT	242	BT	R	TH	R
----	------	----	-----	----	---	----	---

OPENING DAY AGE: 20
 BIRTHDATE: NOVEMBER 19, 2001
 BIRTHPLACE: GUATIRE, VENEZUELA
 RESIDES: GUATIRE, VENEZUELA
 MLB SERVICE TIME: 0 YEARS, 0 DAYS
 SIGNED BY: ISMAEL PEREZ
 HOW OBTAINED: SIGNED AS A NON-DRAFTED FREE AGENT ON JULY 2, 2018
 CONTRACT STATUS: SIGNED THROUGH 2022

MEET THE MET

- Enters the 2022 season as the top Mets prospect overall and is ranked as the No. 13 prospect in all of baseball (No. 4 catcher) according to *Baseball America*...*MLB Pipeline* lists him as the Mets best prospect the No. 10 overall prospect in the majors...Also listed as the top organization prospect and eighth in all of baseball according to *The Athletic*.
- Was the No. 9 international prospect in the 2018-2019 class according to *Baseball America*.
- His favorite sport is basketball...Is a big fan of LeBron James.

MINOR LEAGUE REVIEW

- **2021:** Was named the organization's 2021 Minor League Position Player of the Year...Split the season between St. Lucie (A) and Brooklyn (A+)...Was the youngest regular anywhere in High-A (age 19)...Began the season with St. Lucie where he hit .417 (20-48) with 12 runs, five extra-base hits, and two home runs in 15 games, then set a franchise-record with 22 home runs in 84 games with Brooklyn...Led Mets minor leaguers in RBI (70), extra-base hits (43), and slugging (.538)...Was second with 24 home runs...Socked a pinch-hit home run in the SiriusXM All-Star Futures Game at Coors Field.

- **2020:** Spent part of the season at the New York Mets Alternate Training Site in Brooklyn, NY.
- **2019:** Split his first professional season between Rookie-level Kingsport and Rookie-level Gulf Coast... Began the season with the GCL Mets where he reached base safely in all seven games...He hit .462 (12-26) with eight runs, two home runs, 10 RBI and four walks in seven games...Went on a 16-game hitting streak with Kingsport from July 8-August 5, batting .417 (25-60) in that span with 15 runs, three doubles, two home runs, seven RBI, four walks and a 1.036 OPS.

BACKGROUND

- Full name is Francisco Javier Álvarez.

CAREER TRANSACTIONS

- Signed as a non-drafted free agent on July 2, 2018.

CAREER STATISTICS

YEAR	TEAM	AVG	G	AB	R	H	2B	3B	HR	RBI	SH	SF	HBP	BB	SO	SB	CS	SLG	OBP	E
2019	Kingsport (R)	.282	35	131	24	37	6	0	5	16	0	0	3	17	33	1	1	.443	.377	4
	GCL Mets (R)	.462	7	26	8	12	4	0	2	10	0	0	1	4	4	0	1	.846	.548	0
2021	St. Lucie (A)	.417	15	48	12	20	5	0	2	12	0	1	3	15	7	2	2	.646	.567	4
	Brooklyn (A+)	.247	84	279	55	69	13	1	22	58	0	6	8	40	82	6	3	.538	.351	8
Minor League Totals		.285	141	484	99	138	28	1	31	96	0	7	15	76	126	9	7	.539	.393	16



CHRIS BASSITT

#40 RHP

@cbass419

@C_Bass419

HT	6-5	WT	215	BT	R	TH	R
----	-----	----	-----	----	---	----	---

OPENING DAY AGE: 33
 BIRTHDATE: FEBRUARY 22, 1989
 BIRTHPLACE: TOLEDO, OH
 RESIDES: WASHINGTON, NC
 MLB SERVICE TIME: 5 YEARS, 130 DAYS
 SIGNED BY: PHIL GULLEY (CHICAGO-AL)
 HOW OBTAINED: ACQUIRED FROM OAKLAND IN EXCHANGE FOR FOR RHPs J.T. GINN AND ADAM OLLER ON MARCH 12, 2022
 CONTRACT STATUS: FREE AGENT AFTER 2022

★ ALL-STAR : 2021

MEET THE MET

- Nicknamed "C Bass" in Oakland.
- Hit in the face with a line drive on August 17, 2021 and returned about a month later for his final two starts.
- Enjoys everything outdoors...Loves to fish and owns a boat.
- Is a big Ohio State Buckeyes fan.

CAREER HIGHLIGHTS

- Was named an All-Star for the first time in 2021...He started that season 0-2, then rattled off 10 consecutive winning decisions to close out the first half.

2021 SEASON

- Received two fifth-place votes in AL Cy Young balloting, finishing 10th in the vote...Earned his first All-Star honors...Missed about a month with facial lacerations and a fractured cheekbone after being struck by a line drive on August 17 at Chicago-AL...Returned on September 23 and made his final two starts (6.1 IP, 1 ER).
- Had career highs in wins (12), strikeouts (159), games started (27), innings pitched (157.1)...His opponents batting average (.218) was a career-best as was his .278 opponent OBP.
- Led the AL in wins (12) and innings pitched (151.0) at the time of his injury and finished tied for 11th and 18th respectively...tied for third in hit batters (11).
- Tossed the first complete game and shutout of his career on May 27 vs. Los Angeles- AL.
- Led the AL (min. 150.0 IP) in winning percentage (.750), ranked second in opponents OPS (.626), third in ERA (3.15), slugging percentage (.348) and fourth in opponents batting average (.218) and fifth in on-base percentage (.278)...Per ESPN Stats, he had the fifth-lowest batting average allowed (.185) on 4-seamers in 2021 among starting pitchers.
- Held lefties to a .196 (55-280) average with a .612 OPS...Right-handed hitters batted .238 (72-for-303) with a .639 OPS.
- Was 10-2 with a 3.28 ERA in 17 starts before the All-Star Break, earning his first career All-Star Game selection...Finished the first half on a 10-game winning streak...Held or shared the AL lead in innings (118.0) and wins before the break...Had a 2.75 ERA in eight starts after the break.
- Was 7-0 with a 2.92 ERA in 12 starts on exactly five days rest and now has a 12-game winning streak in those games dating back to July 19, 2019...Has not lost when pitching on five days rest since July 6, 2019.
- Tossed 7.0 innings or more in 11 of his 27 starts...Allowed six hits or fewer 24 times and two runs or fewer 19 times, tied for the fifth-most in the majors.

CAREER BESTS

WIN STREAK

10 games
4/12/21-7/11/21

LOSS STREAK

9 games
6/30/15-7/30/15

STRIKEOUTS, GAME

11 strikeouts
9/7/19, Oakland vs. Detroit

DOUBLE-DIGIT STRIKEOUT GAMES

3 games
last, 10 strikeouts, 5/11/21, Oakland vs. Boston

LONGEST OUTING, STARTER

9.0 innings
5/27/21, Oakland vs. Los Angeles-AL

LONGEST OUTING, RELIEVER

4.1 innings
4/25/15, Oakland vs. Minnesota

MOST WALKS, GAME

6 walks
5/21/19, Oakland vs. Cleveland

SCORELESS STREAK

18.0 innings
7/30/15-8/9/15

LAST COMPLETE GAME

9.0 innings
5/27/21, Oakland vs. Los Angeles-AL
(Won, 5-0)

LAST COMPLETE-GAME SHUTOUT

9.0 innings
5/27/21, Oakland vs. Los Angeles-AL
(Won, 5-0)

FEWEST HITS, COMPLETE GAME

2 hits
5/27/21, Oakland vs. Los Angeles-AL
(Won, 5-0)

BASSITT, CHRIS

2020 SEASON

- His career-best 2.29 ERA ranked sixth in the majors... Finished eighth in the AL Cy Young balloting.
- Earned AL Pitcher of the Month for September, his first monthly award...Pitched to a 0.34 ERA that month, allowing one run over 26.2 innings in four starts...Was the lowest September ERA in the majors since Greg Maddux had a 0.29 ERA for Atlanta in 1995.
- Finished the regular season with a 13.2-inning scoreless streak...Allowed one or no runs in seven of his 11 starts.
- Had right elbow surgery November 13 in Cincinnati at the Beacon Orthopedic clinic.

POSTSEASON

- Started and won Game 2 of the AL Wild Card Series over Chicago...Pitched scoreless ball through 7.0 innings before exiting the game after yielding a leadoff single in the eighth (runner later scored).
- Started Game 1 of the ALDS against Houston at Dodger Stadium...The nine hits he gave up were his most in a start since he allowed nine and 10 hits in back-to-back starts in April 2016 (two highest totals of his career).

2019 SEASON

- Began his season with 25 starts and concluded the year with three relief appearances...Was 10-5 in his starting assignments...Did not allow a run in 5.0 innings in relief.
- Tossed a career-high 116 pitches in an 8-4 win over Houston on August 17...Struck out a career-high 11 hitters, without walking one in 6.0 innings in a 10-2 win over Detroit on September 7.

2018 SEASON

- Had seven stints with Oakland in his return to the majors following "Tommy John" surgery in 2016...In his third call up on June 9 he started in Kansas City, allowing a run on three hits in a season-high 7.0 innings...It was his first appearance since April 2016.
- Went 2-0 with a 2.59 ERA his final eight games, including four starts.

2017 SEASON

- Began the season on Oakland's disabled list as he recovered from his 2016 Tommy John surgery...Spent the entire season in the minors.
- Began his rehab assignment with Stockton April 29 before being shut down on May 24...Resumed pitching June 28.

2016 SEASON

- Was on the A's Opening Day roster and went 0-2 with a 6.11 ERA in five starts before going on the disabled list April 29 with an elbow injury...Had Tommy John surgery on May 6 and missed the remainder of the season...His surgery included an ulnar collateral ligament reconstruction with an ipsilateral palmaris longus graft.

2015 SEASON

- Went 1-8 despite a 3.56 ERA in 18 games (13 starts) over four stints with the A's...Surrendered just five home runs in 86.0 innings for an average of 0.52 home runs per nine innings...That ranked third-best in the AL among pitchers with at least 81.0 innings.
- Combined with two A's pitchers on a seven-hit shutout on August 4 for his first win as an Athletic...It was part of a career-high 18.0-inning scoreless streak.
- Did not pitch from August 27 to September 23 due to a strained right shoulder.

2014 SEASON

- On August 30 he was called up to make his major league debut in the second game of a doubleheader against Detroit...Tossed 6.1 innings, giving up five runs on seven hits with four walks and four strikeouts.
- Picked up his first career win September 22 at Detroit...Tossed 7.2 scoreless innings.
- Began the season on the disabled list at Double-A Birmingham with a broken right finger.

MINOR LEAGUE REVIEW

- **2014:** Pitched for Glendale in the AFL following the season and was named to the AFL Top Prospects Team after going 1-1 with a 0.69 ERA in six relief appearances...Struck out 22 and walked just three in 13.0 innings.
- **2013:** Ranked among White Sox organizational leaders in strikeouts (1st), ERA (4th), wins (T-5th) and IP (7th)...Recorded a sub-3.00 ERA in April (2.10), June (2.97) and August (1.76)...Struck out a season-high 10 batters in 6.0 innings pitched and was promoted to Birmingham...Helped guide the Barons to the Southern League Championship.
- **2011:** Made his pro debut with Bristol (R).

BACKGROUND

- Christopher M. Bassitt graduated in 2007 from Genoa Area High School in Ohio, where he earned all-league honors in baseball and basketball...Helped lead the baseball team to consecutive league titles during his junior and senior seasons.
- Attended the University of Akron and earned All-Mid American Conference honors in 2011.
- He and his wife, Jessica have a daughter named Landry.

CAREER TRANSACTIONS

- Selected by the Chicago White Sox in the 16th round of the 2011 First-Year Player Draft.
- Acquired by Oakland with C Josh Phegley and INFs Rangel Ravelo and Marcus Semien in exchange for RHPs Jeff Samardzija and Michael Ynoa on December 9, 2014.
- On the 15-Day Disabled List, April 29, 2016, with a torn UCL in his right elbow...Transferred to the 60-Day DL on May 10.
- On the 10-Day Disabled List, April 1, 2017, to recover from Tommy John surgery...Transferred to the 60-Day DL on April 22...Activated July 25.
- On the 10-Day Injured List, March 25-April 15, 2019, with a lower right leg contusion.
- On the 10-Day Injured List, August 18-September 23, 2021, with a facial lacerations and a fractured cheekbone.
- Acquired by the Mets in exchange for minor league RHPs J.T. Ginn and Adam Oller on March 12, 2022.

CAREER STATISTICS

YEAR	TEAM	W-L	ERA	G	GS	CG	SHO	SV	IP	H	R	ER	HR	HB	BB	SO	WP	BK
2011	Bristol (R)	0-0	1.08	6	0	0	0	0	8.1	9	1	1	0	0	2	11	0	0
	Kannapolis (A)	3-1	1.82	16	0	0	0	1	24.2	18	6	5	1	2	6	29	4	0
	Winston-Salem (A)	0-0	5.40	1	0	0	0	0	1.2	2	1	1	0	1	0	1	0	0
2012	Winston-Salem (A)	5-4	3.66	38	10	0	0	4	91.0	73	45	37	6	4	54	73	3	0
	Winston-Salem (A)	7-2	3.46	18	18	0	0	0	101.1	90	50	39	9	5	42	101	7	0
2013	Birmingham (AA)	4-2	2.27	8	8	0	0	0	47.2	35	16	12	2	4	17	37	1	0
	Birmingham (AA)	0-0	4.15	3	2	0	0	0	8.2	9	4	4	0	1	3	13	1	0
2014	AZL White Sox (R)	3-1	1.56	6	6	0	0	0	34.2	26	10	6	2	2	14	36	0	0
	CHICAGO-AL	1-1	3.94	6	5	0	0	0	29.2	34	13	13	0	3	13	21	0	0
2015	Nashville (AAA)	2-7	3.65	13	10	1	0	0	69.0	59	30	28	1	3	19	70	3	1
	OAKLAND	1-8	3.56	18	13	0	0	0	86.0	78	36	34	5	9	30	64	5	0
2016	OAKLAND	0-2	6.11	5	5	0	0	0	28.0	35	20	19	5	0	14	23	2	0
2017	Stockton (A)#	0-1	2.77	7	7	0	0	0	13.0	9	4	4	0	0	4	14	0	0
	Nashville (AAA)#	4-2	6.21	17	2	0	0	0	37.2	41	26	26	3	4	16	31	0	0
2018	Nashville (AAA)	5-5	4.30	18	14	0	0	0	81.2	86	42	39	6	8	25	83	3	0
	OAKLAND	2-3	3.02	11	7	0	0	0	47.2	40	21	16	4	4	19	41	2	0
2019	Stockton (A)	0-0	0.00	1	1	0	0	0	3.0	0	0	0	0	0	0	7	0	0
	Las Vegas (AAA)	0-0	4.50	2	2	0	0	0	8.0	8	6	4	2	1	2	9	1	0
	OAKLAND	10-5	3.81	28	25	0	0	0	144.0	125	66	61	21	13	47	141	3	0
2020	OAKLAND	5-2	2.29	11	11	0	0	0	63.0	56	18	16	6	2	17	55	2	0
2021	OAKLAND	12-4	3.15	27	27	1	1	0	157.1	127	55	55	15	11	39	159	5	1
Minor League Totals		33-25	3.50	154	80	1	0	5	530.1	465	241	206	32	35	204	515	23	1
Major League Totals		31-25	3.47	106	93	1	1	0	555.2	495	229	214	56	42	179	504	19	1

- rehabilitation assignment

CAREER PLAYOFF STATISTICS

YEAR	RND	TEAM/OPP	W-L	ERA	G	GS	CG	SHO	SV	IP	H	R	ER	HR	HB	BB	SO	WP	BK
2020	ALWC	OAK vs. CWS	1-0	1.29	1	1	0	0	0	7.0	6	1	1	0	0	1	5	1	0
	ALDS	OAK vs. HOU	0-0	6.75	1	1	0	0	0	4.0	9	3	3	2	0	0	4	0	0
Postseason Totals			1-0	3.27	2	2	0	0	0	11.0	15	4	4	2	0	1	9	1	0

ALL-STAR GAME

YEAR	LEAGUE/SITE	W-L	ERA	G	GS	CG	SHO	SV	IP	H	R	ER	HR	HB	BB	SO	WP	BK
2021	AL/Colorado	0-0	0.00	1	0	0	0	0	1.0	1	1	0	0	0	2	1	0	0

CAREER FIELDING

Pos	G	PO	A	E	PCT	TC	DP
P	106	23	45	4	.944	72	5



**BRETT
BATY**
#96 INF

NON-ROSTER INVITE

@brettbaty

@baty_brett

HT	6-3	WT	211	BT	L	TH	R
----	-----	----	-----	----	---	----	---

OPENING DAY AGE: 22
 BIRTHDATE: NOVEMBER 13, 1999
 BIRTHPLACE: ROUND ROCK, TX
 RESIDES: SPICEWOOD, TX
 MLB SERVICE TIME: 0 YEARS, 0 DAYS
 SIGNED BY: HARRY SHELTON
 HOW OBTAINED: METS FIRST-ROUND PICK (12TH OVERALL) IN THE 2019 FIRST-YEAR PLAYER DRAFT
 CONTRACT STATUS: SIGNED THROUGH 2022

MEET THE MET

- Last name is pronounced BAIT-ee.
- Enters the 2022 season as the No. 2 prospect in the organization and the No. 39 prospect in the majors overall (No. 4 third baseman) according to *Baseball America*...According to *MLB Pipeline*, he is the Mets' second-best prospect and the No. 45 prospect in the majors.
- Favorite baseball movie is *Field of Dreams*.
- His secret talent is juggling.
- Grew up watching the Texas Rangers...His favorite player to watch was Adrián Beltré.
- Named to 2021 Arizona Fall League All-Star Game.

MINOR LEAGUE REVIEW

- **2021:** Split his second professional season between High-A Brooklyn and Double-A Binghamton...Was selected to the 2021 SiriusXM All-Star Futures Game in Denver, Colorado where he went 0-1...Slashed .309/.397/.514 with 14 doubles, seven homers and 34 RBI in 51 games for Brooklyn...Slashed .272/.364/.424 with eight doubles, five homers and 22 RBI in 40 games for Binghamton after he was promoted on July 13...Played for Salt River in the Arizona Fall League... Named Arizona Fall League Player of the Week for the first week of the AFL Season...Named to the AFL Fall Stars Game...Slashed .292/.373/.404 with five doubles, one triple, one homer and 15 RBI in 25 games in the AFL.
- **2020:** Spent part of the season at the New York Mets Alternate Training Site in Brooklyn, NY...Said it was "an awesome advantage" to be able to have a place to play and train after the season was canceled.

- **2019:** Split his first professional season between three teams, Rookie-Level GCL Mets, Rookie-Level Kingsport and Class-A Brooklyn...Was a member of the Cyclones' playoff push and helped the team win the New York-Penn League Championship.

BACKGROUND

- Brett Austin Baty graduated from Lake Travis High School in Austin, TX...Hit .615 (59-96) with a nation-leading 19 HR and 50 RBI his senior year...Drew 44 walks to just nine strikeouts in 148 PA (30% BB rate).
- Also split time as the team's closer and top starting pitcher, sporting a fastball that tops out at 92 mph...Went 5-1 with 3 saves, a 0.84 ERA, and a .133 BAA...Struck out 79 batters in 41.2 innings.
- Led the Lake Travis Cavaliers to the 6A state tournament for the second time in school history...Was the winning pitcher in the regional finals, throwing six scoreless innings to qualify for states...Won the Texas Gatorade Player of the Year Award in 2018.
- Became the first high-school third baseman drafted in the first round by the Mets since David Wright in 2001.
- Was a two-year letterwinner on the basketball team, averaging 12.3 points per game, 5.9 rebounds, and 1.5 steals as a senior.
- Originally committed to the University of Texas.

CAREER TRANSACTIONS

- Selected by the New York Mets in the first round (12th overall) of the 2019 First-Year Player Draft.

CAREER STATISTICS

YEAR	CLUB	AVG	G	AB	R	H	2B	3B	HR	RBI	SH	SF	HB	BB	SO	SB	CS	SLG	OBP	E
2019	GCL Mets (R)	.350	5	20	5	7	3	0	1	8	0	0	0	5	6	0	0	.650	.480	2
	Kingsport (R)	.222	42	158	30	35	12	2	6	22	0	0	4	24	56	0	0	.437	.339	6
	Brooklyn (A)	.200	4	10	2	2	1	0	0	3	0	0	1	6	3	0	0	.300	.529	0
2021	Brooklyn (A+)	.309	51	181	27	56	14	1	7	34	0	1	3	24	53	4	3	.514	.397	8
	Binghamton (AA)	.272	40	151	16	41	8	0	5	22	0	2	1	22	45	2	0	.424	.364	8
Minor League Totals		.271	142	520	80	141	38	3	19	89	0	3	9	81	163	6	3	.377	.465	24



TRAVIS BLANKENHORN

#73 INF

@travy_bags

HT	6-2	WT	230	BT	L	TH	R
----	-----	----	-----	----	---	----	---

OPENING DAY AGE: 25
 BIRTHDATE: AUGUST 3, 1996
 BIRTHPLACE: POTTSVILLE, PA
 RESIDES: POTTSVILLE, PA
 MLB SERVICE TIME: 0 YEARS, 54 DAYS
 SIGNED BY: JAY WEITZEL (MINNESOTA)
 HOW OBTAINED: CLAIMED OFF WAIVERS FROM SEATTLE ON JUNE 1, 2021
 CONTRACT STATUS: SIGNED THROUGH 2022

BLANKENHORN, TRAVIS

MEET THE MET

- Began his career playing mostly third base, eventually splitting time between the hot corner and second base... Has primarily played second base since 2018.
- Married his longtime girlfriend, Maci, in December 2020.
- Grew up in Pottsville, Pennsylvania in Schuylkill County... Hit his first major league home run at Pittsburgh in his home state in 2021... Shortly afterwards, Mrs. T's, a pierogi company headquartered in Shenandoah, Pennsylvania (also in Schuylkill County), sent Travis a gift basket filled with Mrs. T's swag to congratulate him on the milestone.

2021 SEASON

- Began the season with Minnesota before being claimed off waivers by the Dodgers, Mariners and Mets in the span of about two and a half weeks... Was with the Mets for six stints with the major league team... All told, appeared in at least one game with four Triple-A clubs, the Twins and the Mets.
- Collected his first career RBI with a pinch-hit double on July 17... Hit his first career home run the next day, a three-run shot, on July 18 at Pittsburgh... Helped the Mets erase a 6-0 deficit in a 7-6 win.

2020 SEASON

- Made his major league debut on September 15 at Chicago-AL... Recorded his first career hit, a double, in that game.

MINOR LEAGUE REVIEW

- **2020:** Spent most of the season at the Twins' Alternate Site in St. Paul.
- **2019:** Named an Organizational All-Star by *MiLB.com*... Was also honored as a mid-season and postseason Southern League All-Star.
- **2018:** Won the Florida State League Home Run Derby, hitting 31 total homers at the event... Was a mid-season FSL All-Star... Played in the Arizona Fall League with Salt River.
- **2017:** Named a mid-season Midwest League All-Star and a *MiLB.com* Organizational All-Star.
- **2016:** Finished the year ranked by *Baseball America* as the 10th-best prospect in the Twins organization.
- **2015:** Began his pro career with the GCL Twins (R).

BACKGROUND

- Travis Allan Blankenhorn graduated from Pottsville (PA) High School... Was committed to the University of Kentucky before signing with the Twins.
- Was a three-sport athlete in high school... In addition to baseball, Blankenhorn averaged 16.3 points per game on the hardwood and racked up 1,211 yards and eight touchdowns as a wide receiver.

CAREER TRANSACTIONS

- Selected by the Minnesota Twins in the third round of the 2015 First-Year Player Draft.
- Claimed off waivers by Los Angeles-NL on May 14, 2021... Designated for assignment on May 21.
- Claimed off waivers by Seattle on May 24, 2021.
- Claimed off waivers by the Mets on June 1, 2021.

CAREER STATISTICS

YEAR	TEAM	AVG	G	AB	R	H	2B	3B	HR	RBI	SH	SF	HB	BB	SO	SB	CS	SLG	OBP	E
2015	GCL Twins (R)	.245	14	49	6	12	4	2	0	3	0	0	2	7	11	2	0	.408	.362	0
	Elizabethton (R)	.243	39	144	14	35	3	0	3	20	1	0	2	11	32	1	0	.326	.306	7
2016	Elizabethton (R)	.297	34	138	30	41	7	1	9	29	0	1	2	8	33	3	0	.558	.342	7
	Cedar Rapids (A)	.286	25	91	11	26	5	2	1	12	1	0	2	8	28	2	1	.418	.356	1
2017	Cedar Rapids (A)	.251	118	438	68	110	22	11	13	69	1	5	17	47	119	13	2	.441	.343	14
2018	Ft. Myers (A)	.231	124	442	52	102	24	6	11	57	5	2	10	34	127	6	4	.387	.299	13
2019	Ft. Myers (A)	.269	15	52	6	14	4	0	1	3	0	0	0	9	12	0	0	.404	.377	1
	Pensacola (AA)	.278	93	388	50	108	18	2	18	51	0	2	2	18	93	11	0	.474	.312	8
2020	MINNESOTA (AL)	.333	1	3	0	1	1	0	0	0	0	0	1	0	0	0	0	.667	.500	0
2021	MINNESOTA (AL)	---	1	0	1	0	0	0	0	0	0	0	0	0	0	0	0	.000	.000	1
	St. Paul (AAA)	.182	3	11	1	2	1	0	0	1	0	0	0	2	6	0	0	.273	.308	1
	Okl. City (AAA)	.000	3	3	0	0	0	0	0	0	0	0	0	2	0	0	0	.000	.000	0
	Tacoma (AAA)	.250	4	20	1	5	0	0	1	4	0	0	0	0	5	0	0	.400	.250	1
	METS	.174	23	23	3	4	2	0	1	4	0	0	0	1	8	0	0	.391	.208	2
	Syracuse (AAA)	.255	48	161	22	41	10	0	9	30	0	1	2	29	53	3	2	.484	.373	1
Major League Totals		.192	25	26	4	5	3	0	1	4	0	0	1	1	8	0	0	.423	.250	3
Minor League Totals		.256	520	1937	261	496	98	24	66	279	8	11	39	173	521	41	9	.434	.328	43

1-0 WINS DECIDED BY A HOME RUN

Date	Opponent	Inning	Mets Batter	Opponent Pitcher
6/14/65	at Cincinnati	11	Johnny Lewis	Jim Maloney
6/21/65	at Los Angeles	9	Billy Cowan	Claude Osteen
5/26/67	vs. Atlanta	2	Jerry Buchek	Ken Johnson
4/30/68	vs. Philadelphia	2	Ron Swoboda	Chris Short
8/19/69	vs. San Francisco	14	Tommie Agee	Juan Marichal
4/11/71	vs. Cincinnati	11	Jerry Grote	Wayne Granger
4/16/71	vs. Pittsburgh	4	Donn Clendenon	Dock Ellis
9/7/73 (1)	at Montreal	1	Wayne Garrett	Steve Renko
6/17/76	vs. Los Angeles	14	Dave Kingman	Charlie Hough
10/2/83 (1)	vs. Montreal	1	Danny Heep	Charlie Lea
7/6/84 (1)	vs. Cincinnati	6	Hubie Brooks	Jeff Russell
4/12/85	vs. Cincinnati	4	Gary Carter	Mario Soto
10/1/85	at St. Louis	11	Darryl Strawberry	Ken Dayley
4/14/88	vs. Montreal	6	Lenny Dykstra	Dennis Martinez
7/29/88	vs. Pittsburgh	8	Kevin Elster	John Smiley
4/27/90	at Houston	4	Mark Carreon	Mark Portugal
5/26/96	vs. San Diego	1	Bernard Gilkey	Sean Bergman
9/14/97	vs. Montreal	5	Luis Lopez	Carlos Perez
8/21/98 (2)	vs. St. Louis	1	Edgardo Alfonzo	Manny Aybar
4/26/02	vs. Milwaukee	2	Jay Payton	Glendon Rusch
5/12/04	at Arizona	1	Kazuo Matsui	Randy Johnson
8/26/05	at San Francisco	2	David Wright	Kevin Correia
4/29/06	at Atlanta	6	Paul Lo Duca	John Thomson
4/29/07	at Washington	5	Carlos Beltrán	Matt Chico
8/7/10	at Philadelphia	7	Jeff Francoeur	Cole Hamels
6/19/14	at Miami	1	David Wright	Andrew Heaney
10/4/15	vs. Washington	8	Curtis Granderson	Blake Treinen
5/30/16	vs. Chicago-AL	7	Neil Walker	Jose Quintana
6/25/16	at Atlanta	11	Kelly Johnson	Dario Alvarez
5/2/19	vs. Cincinnati	3	Noah Syndergaard*	Tyler Mahle
7/24/20	vs. Atlanta	7	Yoenis Céspedes	Chris Martin
5/27/21	vs. Colorado-G1	3	Jose Peraza	Germán Márquez

* Pitcher



JOSE
BUTTO
#70 RHP
@butto_jose34

HT	6-1	WT	206	BT	R	TH	R
----	-----	----	-----	----	---	----	---

OPENING DAY AGE: 24
BIRTHDATE: MARCH 19, 1998
BIRTHPLACE: CUMANA, VENEZUELA
RESIDES: CUMANA, VENEZUELA
MLB SERVICE TIME: 0 YEARS, 0 DAYS
SIGNED BY: NESTOR MORENO
HOW OBTAINED: SIGNED AS A NON-DRAFTED FREE AGENT ON DECEMBER 21, 2016
CONTRACT STATUS: SIGNED THROUGH 2022

MEET THE MET

- Enters the 2022 season ranked as the No. 12 prospect in the Mets organization per *MLB Pipeline*...Listed as the organization's No. 15 prospect per *The Athletic*.

MINOR LEAGUE REVIEW

- 2021:** Tied for second among all Mets' farmhands with 110 strikeouts across 20 starts between Brooklyn (A+) and Binghamton (AA)...Registered a 9.3 K/9 with the Cyclones before notching a 11.2 K/9 following his mid-season promotion to Double-A...Tossed 6.0 scoreless innings with two hits, one walk and eight strikeouts on August 14 vs. Hartford while with the Rumble Ponies, en route to being named Double-A Northeast Pitcher of the Week.
- 2020:** Participated in the Fall Instructional League following the cancellation of the minor league season due to the COVID-19 pandemic.

- 2019:** Spent the year with Columbia (A)...Ranked third among Mets' full-season minor league hurlers with a 1.17 WHIP...According to *Fangraphs*, his 3.43 FIP was the fourth-best among all pitchers in the South Atlantic League.
- 2018:** Promoted to full-time starter and made his state-side debut with Kingsport (R), going 3-0 with a 1.93 ERA (seven earned runs/32.2 innings) in six starts...Earned a mid-season promotion to Brooklyn (A).
- 2017:** Made his professional debut with the DSL Mets (R) posting a 1.44 ERA (eight earned runs/50.0 innings) across 15 appearances, eight starts.

BACKGROUND

- José Butto signed with the Mets as an 18-year-old in Venezuela.

CAREER TRANSACTIONS

- Signed by the New York Mets as a non-drafted free agent on December 21, 2016.

CAREER STATISTICS

YEAR	TEAM	W-L	ERA	G	GS	CG	SHO	SV	IP	H	R	ER	HR	HB	BB	SO	WP	BK
2017	DSL Mets2 (R)	1-1	1.44	15	8	0	0	1	50.0	48	11	8	0	2	9	41	1	1
2018	Kingsport (R)	3-0	1.93	6	6	1	0	0	32.2	27	7	7	3	3	11	31	1	1
	Brooklyn (A)	1-2	6.11	6	5	0	0	0	28.0	31	20	19	6	4	11	24	2	0
2019	Columbia (A)	4-10	3.62	27	25	0	0	0	112.0	100	53	45	8	5	31	109	4	2
2021	Brooklyn (A+)	1-4	4.32	12	12	1	0	0	58.1	51	31	28	11	2	15	60	1	1
	Binghamton (AA)	3-2	3.12	8	8	0	0	0	40.1	33	15	14	6	5	9	50	3	0
Minor League Totals		13-19	3.39	74	64	2	0	1	321.1	290	137	121	34	14	86	315	12	5

BUTTO, JOSE



MARK
CANHA
#19 INF/OF

@bigleaguefoodie

@outtadaparkmark

HT	6-2	WT	192	BT	R	TH	R
----	-----	----	-----	----	---	----	---

OPENING DAY AGE: 33
 BIRTHDATE: FEBRUARY 15, 1989
 BIRTHPLACE: SAN JOSE, CA
 RESIDES: SCOTTSDALE, AZ
 MLB SERVICE TIME: 6 YEARS, 92 DAYS
 SIGNED BY: JOHN HUGHES (MIAMI)
 HOW OBTAINED: SIGNED AS A FREE AGENT TO A TWO-YEAR CONTRACT ON NOVEMBER 30, 2021
 CONTRACT STATUS: SIGNED THROUGH 2023 WITH A CLUB OPTION FOR 2024

MEET THE MET

- Is an avid foodie and documents his experiences on Instagram (@bigleaguefoodie)...When he played in New York during the 2021 season, he posted about dining at Crown Shy in the Financial District... Wants to turn his Instagram feed into a coffee table book featuring photos of his food adventures.
- Majored in economics at Cal Berkeley.

CAREER HIGHLIGHTS

- Has a .377 OBP over the last three seasons (2019-2021), a mark topped by just 10 players in the majors (min. 1,000 plate appearances)...He also has 50 doubles, 48 homers, 205 runs scored, 181 walks with a 127 OPS+ during that span.
- His 8.3 fWAR since 2019 ranks in the top-10 among outfielders.
- Ranked fourth in the AL with a .396 OBP (min. 450 plate appearances) in 2019 and was fifth in 2020 with a .387 OBP.
- Went 3-5 with two doubles and four RBI in his major league debut on April 8, 2015 against Texas...Became the third major leaguer with at least three hits, two doubles and four RBI in his debut.

2021 SEASON

- Was hit by a pitch 27 times, tied for the most in the majors and tied for fourth-most in AL history.
- Had career-high marks in runs (93), hits (120), triples (four), walks (77), hit by pitches, games (141), at-bats (519)...Tied his career-best in doubles (22).
- Also stole a career-high 12 bases after tallying just 17 steals in 504 games over his first six seasons...Is 16-for-18 (88.9%) in stolen base attempts over the last two years.
- Hit .293 with runners in scoring position.

- His .364 on-base percentage in the leadoff spot was the best among AL leadoff hitters with at least 250 plate appearances batting first.
- Started games at all three outfield positions, including 93 in left field...Had 21 starts in center field and 20 in right field.

2020 SEASON

- Tied for fourth in the majors in hit by pitches, tied for 12th in walks and ranked 15th in on-base percentage...Tied for ninth in the majors in game winning RBI (six).
- Batted .302 with runners in scoring position...Went 3-5 (.600) with a double, two walks, a hit by pitch and nine RBI with the bases loaded.
- Started games at five different positions for the third consecutive season (21 at designated hitter, 15 in left field, 15 in right field, seven in center field, one at first base).

CAREER BESTS

HITS, GAME

4 hits

8/18/15, Oakland vs. Los Angeles-NL

HOME RUNS, GAME

2 home runs

2x, last, 8/25/19, Oakland vs. San Francisco

LEADOFF HR

2 leadoff home runs

last, 5/20/21, Oakland vs. Houston

INSIDE-THE-PARK HR

None

WALK-OFF HOME RUNS

3 walk-off home runs

last, 9/25/20, Oakland vs. Seattle

PINCH-HIT HOME RUNS

4 pinch-hit home runs

last, 5/14/21, Oakland at Minnesota

RBI, GAME

4 RBI

5x, last, 9/4/21, Oakland at Toronto

STOLEN BASES, GAME

2 stolen bases

2x, last, 8/1/19, Oakland vs. Milwaukee

HITTING STREAK

11 games

6/17/18-7/3/18

GRAND SLAMS

None

POSTSEASON

- Went 4-25 (.160) with a home run and three RBI as the A's defeated the White Sox in the Wild Card Series and fell to the Astros in the ALDS.

2019 SEASON

- Belted a career-high 26 home runs and had a career-best .396 OBP...Was second in the AL with 18 hit by pitches.
- Finished the year with 497 plate appearances, which left him five short of qualifying for the league leaders... Based on a minimum of 450 plate appearances, he had the fourth-highest on-base percentage in the AL.
- Started 55 games in center field, 25 in right field, 13 at designated hitter, 11 at first base, eight in left field.
- Hit his third career pinch-hit homer on May 21 at Cleveland...Started a streak of three consecutive games with a home run.
- Reached base safely in a career-high 23 consecutive games from August 13-September 8...Hit .318 with a .442 on-base percentage during the streak.
- Named American League Player of the Week for the week of August 19-25 after going 9-19 (.474) with five runs, a double, four home runs, seven RBI and four multiple hit games in five games...It was his first weekly honor.
- Delivered a walk-off RBI double in the bottom of the 11th inning on September 18 against Kansas City...It was his fourth career walk-off RBI.

POSTSEASON

- Started in center field in the AL Wild Card game on October 2 against Tampa Bay and went 0-3 with a walk.

2018 SEASON

- Had a career-high tying 22 doubles.
- Hit .282 with 13 of his 17 home runs against left-handed pitchers compared to .227 against right-handers...Was tied for second in the American League in home runs against lefties...slugged .604 against lefties, .343 against righties.
- Started games at all three outfield positions (53 in center field, 28 in left field, eight in right field) and also made nine starts at first base and two at designated hitter.
- Did not commit an error in 108 games and 202 total chances overall in the outfield, and was one of five qualifying outfielders in the majors to go errorless.
- Hit his first career pinch-hit home run on July 14 at San Francisco, a two-run go-ahead home run in the seventh inning in a 4-3 win...Added his second pinch-hit homer on September 21 against Minnesota a two-run game-tying shot in the bottom of the sixth.
- Stole home for the second time in his career on July 31 against Toronto.

POSTSEASON

- Pinch-hit in the AL Wild Card game at Yankee Stadium on October 3.

2017 SEASON

- Had arthroscopic surgery to remove a cyst from his right wrist on November 7...The surgery was performed by Dr. Steven Shin at the Kerlan-Jobe Clinic in Los Angeles.
- Hit five homers in 57 games over four stints with Oakland.
- Had 36 hits with Oakland, 19 of which were for extra bases (52.8%).
- Hit his first career walk-off home run on May 19 against Boston and it was his second game-ending RBI... Slugged his second walk-off home run of the year in the A's final home game on September 27 vs. Seattle.
- Stole home on August 5 at Los Angeles-AL.

2016 SEASON

- Missed nearly the entire season after undergoing surgery on his left hip...Appeared in just 16 games and batted .122 with six RBI...Collected five hits but three of those were home runs.
- Made his first career Opening Day start.
- Had surgery on May 24 at the Steadman Clinic in Vail, Colorado...The surgery was performed by Dr. Marc Philippon, who took down the CAM and pincer lesion that were causing a hip impingement and also performed a labral repair to Canha's left hip.

2015 SEASON

- Was selected by Colorado in the Rule 5 draft prior to the season and traded to the A's...Spent the entire season with Oakland, batting .254 with 16 home runs and 70 RBI in 124 games.
- Led AL rookies and ranked fourth among major league rookies in RBI (70)...Also finished tied for second among AL rookies in doubles (22), ranked third in runs (61) and extra-base hits (41), tied for third in home runs, fourth in hits (112), tied for fourth in total bases (188), fifth in walks (33) and tied for fifth in multiple hit games (28)
- Went 3-5 with two doubles and four RBI in his major league debut on April 8 against Texas...Became the third major leaguer with at least three hits, two doubles and four RBI in their debuts: also Ben Grieve (for Oakland on September 3, 1997 vs. San Francisco) and Ted Kazanski (for the Phillies on June 25, 1953 vs. Chicago)...Drilled a three-run double off Ross Detwiler for his first major league hit.
- Blasted his first major league home run on April 10 against Seattle off Taijuan Walker.
- Had his first career walk-off RBI on August 2 against Cleveland, a two-out double in the bottom of the 10th inning.

MINOR LEAGUE REVIEW

- **2014:** Ranked sixth in the Pacific Coast League in runs (83), eighth in on-base percentage (.384), ninth in hits (141) and RBI (82) and 10th in total bases (235).
- **2013:** Was third in the Southern League in doubles (32), sixth in on-base percentage (.371) and extra-base hits (47) and 10th in total bases (191).
- **2012:** Ranked fourth in the Florida State League in on-base percentage (.382), eighth in batting average (.293), tied for eighth in RBI (68) and tied for 10th in walks (54).
- **2011:** Was second in the South Atlantic League in home runs (25) and slugging percentage (.529).

BACKGROUND

- Graduated from Bellarmine College Prep (CA) where he earned 2007 West Coast Athletic League MVP honors.
- Attended the University of California, Berkeley where he was a two-time All Pac-10 selection...Hit .333 with 22 home runs and 118 RBI in his Cal career.

CAREER TRANSACTIONS

- Selected by Miami in the seventh round of the 2010 First-Year Player Draft.
- Selected by Colorado in the Rule 5 Draft on December 11, 2014.
- Acquired by Oakland from Colorado on December 11, 2014 in exchange for minor league RHP Austin House and cash.
- On the 15-Day Disabled List, May 9, 2016, with a back strain...Transferred to the 60-Day Injured List on June 11 after undergoing hip surgery...Missed the rest of the season.
- On the 10-Day Injured List, April 29-May 13, 2019, with a sprained right wrist.
- On the 10-Day Injured List, June 25-July 17, 2021, with a left hip strain.
- Signed by the New York Mets as a free agent to a two-year contract with a club option for 2024 on November 30, 2021.

CAREER STATISTICS

YEAR	TEAM	AVG	G	AB	R	H	2B	3B	HR	RBI	SH	SF	HBP	BB	SO	SB	CS	SLG	OBP	E
2010	GCL Marlins (R)	.176	6	17	3	3	0	0	0	1	0	1	1	2	1	1	1	.176	.286	0
	Jamestown (A)	.264	14	53	7	14	3	1	4	9	0	0	0	6	13	0	0	.585	.339	2
2011	Greensboro (A)	.276	107	384	72	106	22	0	25	85	0	7	5	59	85	7	3	.529	.374	5
2012	Jupiter (A)	.293	114	406	65	119	24	3	6	68	1	8	9	54	75	1	3	.411	.382	10
2013	Jacksonville (AA)	.273	128	425	63	116	32	2	13	58	5	5	15	54	102	6	1	.449	.371	9
2014	New Orleans (AAA)	.303	127	465	83	141	28	3	20	82	0	7	8	57	112	3	1	.505	.384	7
2015	OAKLAND (AL)	.254	124	441	61	112	22	3	16	70	0	3	8	33	96	7	2	.426	.315	6
2016	OAKLAND (AL)	.122	16	41	4	5	0	0	3	6	1	1	1	0	20	0	1	.341	.140	1
2017	OAKLAND (AL)	.208	57	173	16	36	13	1	5	14	0	1	6	7	56	2	0	.382	.262	5
	Nashville (AAA)	.283	75	272	52	77	25	3	12	50	1	3	7	34	62	4	0	.529	.373	1
2018	Nashville (AAA)	.250	2	8	1	2	1	0	1	1	0	0	0	1	1	0	0	.750	.333	0
	OAKLAND (AL)	.249	122	365	60	91	22	0	17	52	0	2	10	34	88	1	2	.449	.328	0
2019	OAKLAND (AL)	.273	126	410	80	112	16	3	26	58	0	2	18	67	107	3	2	.517	.396	2
	Las Vegas (AAA)#	.125	2	8	0	1	1	0	0	1	0	1	0	0	3	0	0	.250	.111	0
2020	OAKLAND (AL)	.246	59	191	32	47	12	2	5	33	0	5	10	37	54	4	0	.408	.387	1
2021	OAKLAND (AL)	.231	141	519	93	120	22	4	17	61	0	2	27	77	128	12	2	.387	.358	3
Minor League Totals		.284	575	2038	346	579	136	12	81	355	7	32	45	267	454	22	9	.482	.374	60
Major League Totals		.244	645	2140	346	523	107	13	89	294	1	16	80	255	549	29	9	.431	.344	18

- rehabilitation assignment

CAREER PLAYOFF STATISTICS

YEAR	RND	TEAM/OPP	AVG	G	AB	R	H	2B	3B	HR	RBI	SH	SF	HBP	BB	SO	SB	CS	SLG	OBP	E
2018	ALWC	OAK vs. NYY	.000	1	1	0	0	0	0	0	0	0	0	0	0	1	0	0	.000	.000	0
2019	ALWC	OAK vs. TB	.000	1	3	0	0	0	0	0	0	0	0	0	1	2	0	0	.000	.250	0
2020	ALWC	OAK vs. CHW	.100	3	10	1	1	0	0	0	1	0	0	0	2	1	0	0	.100	.350	0
	ALDS	OAK vs. HOU	.200	4	15	2	3	0	0	1	2	0	1	0	0	6	0	0	.400	.188	0
Postseason Totals			.138	9	29	3	4	0	0	1	3	0	1	0	3	10	0	0	.241	.212	0

CAREER FIELDING

POS	G	PO	A	E	PCT	TC	DP
OF	488	941	7	13	.986	961	0
1B	118	675	62	5	.993	742	69
3B	4	3	3	0	1.000	6	1



ROBINSON
CANÓ
#24 INF

@robinsoncano
@RobinsonCano

HT	6-0	WT	228	BT	L	TH	R
----	-----	----	-----	----	---	----	---

OPENING DAY AGE: 39
 BIRTHDATE: OCTOBER 22, 1982
 OPENING DAY AGE: SAN PEDRO DE MACORÍS, DR
 RESIDES: SAN PEDRO DE MACORÍS, DR
 MAJOR LEAGUE SERVICE TIME: 15 YEARS, 76 DAYS
 SIGNED BY: CARLOS RIOS (NEW YORK-AL)
 HOW OBTAINED: ACQUIRED FROM SEATTLE ALONG WITH RHP EDWIN DIAZ AND CASH CONSIDERATIONS IN A SEVEN-PLAYER DEAL ON DECEMBER 3, 2018
 CONTRACT STATUS: SIGNED THROUGH 2023

★ ALL-STAR: 2006, 2010-14, 2016-17 ✕ SILVER SLUGGER: 2006, 2010-13 🏆 GOLD GLOVE: 2010, 2012
 🏆 HR DERBY CHAMPION: 2011 ★ ALL-STAR GAME MVP: 2017 ★ WORLD BASEBALL CLASSIC MVP: 2013

MEET THE MET

- Wears uniform number 24 to honor Baseball Hall of Famer Jackie Robinson, his namesake, whose number 42 has been retired throughout MLB.
- Along with his mother, Claribel, and father, José, established the RC22 Foundation in 2011 designed to provide hope to sick and underprivileged children in New York City and the Dominican Republic...In 2015, opened the RC22 DREAM School and early childhood education center in San Pedro de Macoris.
- Has a children's wing named after him (The Robinson Canó Pediatric Occupational Therapy Suite) at Hackensack University Medical Center.
- His father, Jose, was a pitcher in the Yankees, Braves and Astros organizations; appeared in six games with the Astros (three starts) in 1989.

CAREER HIGHLIGHTS

- From 2005-2019, led all players with 2,570 hits and 562 doubles...His 1,234 runs scored and 1,272 RBI are the fourth-most in the majors over the last 15 seasons.
- Led all players with 1,695 hits and 363 doubles in the 2010s.
- Entering the 2022 season, he ranks third among active players in hits (2,570), RBI (1,272), total bases (4,170) and extra-base hits (919), and fourth in runs scored (1,234).
- Is an eight-time All-Star...Was the AL's starting second baseman each season from 2010-2014...Also earned All-Star nods in 2006, 2016 and 2017...Was the 2017 All-Star Game MVP (hit a game-winning home run in the 10th inning)...Won the Home Run Derby in 2011.
- Has been recognized as a Silver Slugger award-winner five times (2006, 2010-2013)...Is a two-time Gold Glove-winning second baseman (2010, 2012).
- Finished in the top-six in voting for AL MVP each season from 2010-2014, including a third-place finish after the 2010 season...Added another top-10 MVP finish in 2016, when he earned the eighth-most points.
- Ranks second all-time with 308 home runs as a second baseman...Jeff Kent is first with 351...Is the 12th player in major league history with at least 10 homers in each of his first 16 seasons...Kent is the only other second baseman to do so.
- Is one of three players in MLB history to tally at least 150 hits in each of his first 13 seasons in the majors...Richie Ashburn (1948-1960) and Paul Waner (1926-1938) are the others.

CAREER BESTS

HITS, GAME

5 hits

2x, last, 8/16/15, Seattle at Boston

HOME RUNS, GAME

3 home runs

7/23/19 vs. San Diego

MULTI-HR GAMES

25 games

24 two-home run games

1 three-home run game

LEADOFF HR

None

INSIDE-THE-PARK HR

None

WALK-OFF HOME RUNS

1 walk-off home run

8/28/09,

New York-AL vs. Chicago-AL
(Randy Williams)

PINCH-HIT HOME RUNS

2 pinch-hit home runs

last, 4/14/08,

New York-AL at Tampa Bay
(Alberto Reyes)

RBI, GAME

6 RBI

4x, last, 6/22/17, Seattle vs. Detroit

STOLEN BASES, GAME

1 stolen base

51x, last, 6/18/17, Seattle at Texas

HITTING STREAK

23 games

6/24/12-7/20/12

GRAND SLAMS

11 grand slams

last, 6/22/17, Seattle vs. Detroit
(Francisco Rodríguez)

CANÓ, ROBINSON

- Is the 16th player in major league history to record a career batting average of .300 or better while collecting at least 1,000 runs, 2,000 hits, 500 doubles, 300 home runs and 1,000 RBI.
- Is a two-time AL Player of the Month winner (September 2006, April 2010) and a seven-time AL Player of the Week honoree.

2021 SEASON

- Spent the entire season on the Restricted List after being suspended for violating MLB's Joint Drug Prevention and Treatment Program.
- Played for Estrellas de Oriente in the Dominican Winter League...Batted .300 (12-40) in 10 games with his hometown team...Canó also played for the Dominican Republic in the Caribbean Series hitting .417 (10-24) in seven games played.

2020 SEASON

- Had multiple hits in over one-third of his games (18 of 49)...Had 54 hits overall in just 49 games...Missed 11 games on the Injured List with a strained left adductor.
- Posted an .896 OPS, his best single-season mark since 2013...His .544 SLG was the second-highest of his career, topped only by a .550 SLG in 2012.
- Ranked second in the majors with a .373 (38-102) average on the road while his 1.067 road OPS was the fifth-best mark in the majors.

2019 SEASON

- Missed time with three stints on the Injured List, twice with a strained left quad and once with a torn left hamstring.
- Reached safely in 10-straight plate appearances from August 3-September 6, going 8-8 with three doubles, a homer, three RBI, six runs scored and two walks.
- Recorded his 2,500th career hit during a season-best-tying four-hit effort on May 7 at San Diego.
- Had nine homers, 21 RBI and an .880 OPS in 42 games after the All-Star break after hitting four home runs with 18 RBI and a .646 OPS in 65 games in the first half.
- Became the 10th player in franchise history to homer in his first at-bat as a Met, taking Max Scherzer deep in the first inning on Opening Day...The last Met to accomplish the feat was Mike Jacobs on August 21, 2005 vs. Washington at Shea Stadium.
- Went 4-4 with three homers on July 23 vs. San Diego, becoming the 13th player in franchise history to hit three home runs in a game (14th time)...Was just the third Met with a three-homer game at home...Became the oldest second baseman with a three-homer game.
- Returned from a one-month stint on the IL with a 3-3 performance on September 4 at Washington, including a home run.

2018 SEASON

- Sustained a fractured fifth metacarpal on his right hand after being hit by a pitch on May 13 at Detroit...Placed on the 10-Day Disabled List on May 14...The next day, was suspended by Major League Baseball for 80 games for violating MLB's Joint Drug Prevention and Treatment Program...Returned from suspension on August 14.
- In 41 games after being reinstated from the restricted list, hit .317 (53-167) with 12 doubles, six home runs, 27 RBI and 20 runs scored...From his reinstatement through the end of the season, ranked second in the AL in hits, ninth in average, tied for ninth in doubles and tied for 11th in RBI.
- Made his first start at first base on August 14 at Oakland...Started at third base for the first time in his career on August 22 vs. Houston...Prior to those games, had never started in the field at a position other than second base in his major league career.

2017 SEASON

- Earned his eighth career trip to the All-Star Game where he hit a go-ahead home run in the top of the 10th inning to propel the AL to a 2-1 win over the NL in the 88th All-Star Game on July 11 in Miami...Was named All-Star Game MVP.
- Recorded his 500th career double on August 4 vs. Kansas City, making him the 63rd player in major league history with at least 500 doubles...He was the seventh second baseman (primary position) in MLB history to collect 500 doubles, joining Craig Biggio (668), Nap Lajoie (657), Charlie Gehringer (574), Jeff Kent (560), Rogers Hornsby (541) and Roberto Alomar (504).
- Hit his 300th career home run on September 21 vs. Texas to become the third primary second baseman in major league history to reach the milestone (Rogers Hornsby, 301, and Jeff Kent, 377).
- Became the fifth player in MLB history with 300 career home runs and 500 career doubles by the end of his age-34 season, joining Hall of Famers Lou Gehrig and Stan Musial, and active players Albert Pujols and Miguel Cabrera.

2016 SEASON

- Was named to his seventh career All-Star Game.
- Among AL leaders, Canó ranked second in total bases (349), second in at-bats, third in multi-hit games (59), fourth in hits, seventh in home runs, tenth in slugging (.533) and posted a bWAR of 7.3, sixth-best in MLB among position players.
- Led the majors with three extra-inning home runs...Hit 11 home runs on the first pitch, tied for the MLB lead.

- Recorded his 1,000th career RBI in his 1,707th career game on April 26 vs. Houston, making him the fifth-fastest second baseman to reach 1,000 career RBI.
- Named AL Player of the Week for the week of May 2-8.
- Reached base safely in a career-best 34 straight games, April 30-June 5.
- Tallied his 450th career double on May 2 at Oakland.
- Scored his 1,000th career run on June 5 at Texas.

2015 SEASON

- Recorded his 2,000th career hit on September 23 at Kansas City, becoming the 14th player in MLB history to reach the mark within his first 11 seasons.
- Was the fifth-youngest active player (32 years, 336 days) with 2,000 hits.
- Tallied the sixth walk-off hit of his career with a walk-off base-hit in the 11th inning on July 7 vs. Detroit.

2014 SEASON

- Was the AL starting second baseman in his fifth consecutive All-Star Game...Became the first AL second baseman to start five straight All-Star games since Roberto Alomar (1996-2000).
- Had 37 doubles (tied for seventh in the AL)...Was sixth in the league in hits (187), on-base percentage (.382) and batting average (.314), and fourth in multi-hit games (56)...Was tied for 11th in AL with 12 game-winning RBI...Ranked sixth among AL position players with a 6.4 bWAR.

2013 SEASON

- Named the AL's starting second baseman in the All-Star Game held at Citi Field...Left the game early with a contusion of the right quadriceps.
- Awarded his fourth straight Silver Slugger Award.
- Launched his 200th career home run on August 20 (Game 1) vs. Toronto.
- Played for the Dominican Republic in the World Baseball Classic prior to the regular season, winning the WBC Tournament MVP after batting .469 and recording the most hits (15) in a single WBC tournament...Named to the WBC All-Tournament team.

2012 SEASON

- Earned his fourth career Silver Slugger Award and third straight...Received his second career Gold Glove Award at second base.
- Named to his fourth career All-Star Game.
- Recorded his 300th career double on May 16 at Toronto...Hit safely in a career-high—and 2012 AL-best—23 straight games from June 24-July 20.
- Was the AL Player of the Week for June 24-July 1.

POSTSEASON

- Started all nine of the Yankees' playoff contests vs. Baltimore (ALDS) and Detroit (ALCS).

2011 SEASON

- Started at second base for the AL in the 2011 All-Star Game in Arizona...Blasted 32 total home runs in the Home Run Derby to take home the title...His father, José, was his pitcher for the Derby.
- Set a career high with 118 RBI, ranking fourth in the majors...Did not go more than two straight games without a hit.
- Won his third Silver Slugger Award...Named to *Sporting News* All-Star team.
- Ranked second in the majors with 81 extra-base hits, trailing only Jacoby Ellsbury (83).
- Appeared in his 1,000th major league game on August 1 at Chicago-AL, tallying 1,197 career hits and appearing in 588 wins...Since 1950, the only major leaguers to reach those totals through their 1,000th career game were Derek Jeter and Johnny Pesky.

POSTSEASON

- Went 3-5 with two doubles, a grand slam and six RBI in the Yankees' Division Series Game 1 win, matching the franchise record for RBI in a postseason game.
- Became third major leaguer with three or more extra-base hits and at least six RBI in a postseason series opener, joining San Francisco's Will Clark (1989 NLCS) and Boston's Mo Vaughn (1998 ALDS).

2010 SEASON

- Received his first Gold Glove Award...Was awarded his second Silver Slugger Award (also '06) and placed third in AL MVP voting.
- Started his first career All-Star Game.
- Led all AL second basemen in average, runs, hits, doubles, HR, RBI, slugging and on-base percentage.
- Named to the *Sporting News* 2010 All-Star team.
- Became the seventh second baseman to win a Gold Glove and Silver Slugger in same season.
- Finished the season with 200 hits, reaching the plateau in his final at-bat of the season...Was his second straight 200-hit season.
- Hit his 100th career home run on June 13 vs. Houston off Brian Moehler.
- Named AL co-Player of the Week with Tampa Bay's Evan Longoria for the week ending August 22.

POSTSEASON

- Hit .343 with eight runs, four home runs and six RBI in the 2010 postseason.

- Hit all four home runs in the ALCS, becoming the first Yankee to hit four home runs in a single ALCS and fifth to do so in a single postseason series (also Reggie Jackson - 5 HR in 1977 WS, Hank Bauer - 4 HR in 1958 WS, Lou Gehrig - 4 HR in 1928 WS and Babe Ruth - 4 HR in 1926 WS).

2009 SEASON

- Hit .320 with 103 runs, a team-high 48 doubles, two triples, 25 home runs and 85 RBI in 161 games.
- Ranked third in the AL in hits, tied for third in doubles and fourth in total bases (331).

POSTSEASON

- Played every inning of the Yankees' 2009 World Series-winning playoff run.

2008 SEASON

- Struck out 65 times, tied for the fourth-fewest among AL players with at least 600 PA.

2007 SEASON

- Led AL second basemen with 97 RBI.
- Batted .328 (63-192) against lefties, the second-highest average in the majors for a left-handed batter against left-handed pitching.
- Was named AL co-Player of the Week for the period ending July 22 (.500/17-34, 8 R, 2 HR, 9 RBI)...Named AL co-Player of the Week for the period ending August 5 (.478/11-23, 9 R, 3 HR, 9 RBI).

POSTSEASON

- Hit .333 (5-15) with a double, two homers, three RBI and three runs scored in the Yankees' four-game series defeat vs. Cleveland in the ALDS.

2006 SEASON

- Won his first Silver Slugger Award and earned his first All-Star nod (replaced on roster due to injury).
- Among AL leaders, ranked third in average (.342) and tied for ninth with 41 doubles.
- Was named AL Player of the Month for September after batting .373 (41-110).

POSTSEASON

- Started all four games of the ALDS vs. Detroit, going 2-15 (.133).

2005 SEASON

- Finished second behind Oakland's Huston Street in AL Rookie of the Year voting, receiving four first-place votes.
- Was recalled from Columbus (AAA) on May 3 and made his MLB debut that night.

- Was named AL Rookie of the Month for September, batting .381 (40-105) with 22 runs, nine doubles, two triples, five homers and 16 RBI.

POSTSEASON

- Hit .263 (5-19) in five Division Series games vs. Los Angeles-AL with a team-leading five RBI.

MINOR LEAGUE REVIEW

- **2004:** Played in the All-Star Futures Game in Houston.
- **2001:** Made his professional debut...Hit .230 (46-200) with three home runs and 34 RBI in 57 games with the GCL Yankees (R)...Also played two games for Staten Island (A) in the New York-Penn League.

BACKGROUND

- Robinson Jose Canó played basketball and baseball at San Pedro Apostol High School.
- During the COVID-19 shutdown, distributed food and supplies to his community in the Dominican Republic... Also raised money for small businesses in New York through Lemonade Stand, a streetwear brand, teaming up with "Orange is the New Black" star Dascha Polanco.
- Donated to the Causi family's GoFundMe page after New York Post photographer Anthony Causi passed away due to coronavirus.
- His RC22 Foundation held a march to raise awareness for the end of domestic violence against women on January 31, 2020...He was joined by Mets manager Luis Rojas and other players, including Edwin Díaz, Eduardo Núñez, Nelson Cruz, Marcell Ozuna and Fernando Tatis Jr.
- Visited the residence of the U.S. Ambassador to the Dominican Republic on 1/27/11 as part of MLB's "Dominican Baseball Families" initiative to support projects undertaken by the MLB Dominican Development Alliance.
- Was a finalist for the 2006 and 2017 Roberto Clemente Award.
- Following the 2011 season, participated in the MLB All-Star Series in Taiwan.
- Received the 2010 "Joe DiMaggio Toast of the Town" Award from the New York Chapter of the BBWAA.
- Was also given the 2010 "Player Citizen of the Year" Award from *latinobaseball.com*.

CAREER TRANSACTIONS

- Signed by New York-AL as a non-drafted free agent on January 5, 2001.
- On the 15-Day Disabled List, June 26-August 8, 2006, with a strained left hamstring.
- Signed by Seattle as a free agent to a 10-year contract, December 12, 2013.

- On the 10-Day Disabled List, May 16 (retroactive to May 13)-May 23, 2017, with a right quad strain.
- Placed on 10-Day Disabled List on May 14, 2018 with a fractured right hand.
- Suspended by Major League Baseball for 80 games for violating MLB's Joint Drug Prevention and Treatment Program on May 15, 2018...Reinstated from the Restricted List on August 14.
- Acquired by the New York Mets from Seattle along with RHP Edwin Díaz and cash considerations in exchange for OF Jay Bruce, RHP Anthony Swarzak, RHP Gerson Bautista, OF Jarred Kelenic and RHP Justin Dunn on December 3, 2018.
- On the 10-Day Injured List, May 23-June 5, 2019 and June 9-16, 2019, with a strained left quad.
- On the 10-Day Injured List, August 5-September 3, 2019, with a torn left hamstring.
- On the 10-Day Injured List, August 4-14, 2020, with a left adductor strain.
- Suspended by Major League Baseball for 162 games for violating MLB's Joint Drug Prevention and Treatment Program on November 18, 2020...Reinstated from the Restricted List on November 3, 2021.

CAREER STATISTICS

YEAR	TEAM	AVG	G	AB	R	H	2B	3B	HR	RBI	SH	SF	HB	BB	SO	SB	CS	SLG	OBP	E	
2001	GCL Yankees (R)	.230	57	200	37	46	14	2	3	34	0	2	3	28	27	11	2	.365	.330	11	
	Staten Island (A)	.250	2	8	0	2	0	0	0	2	0	0	0	0	2	0	0	.250	.250	1	
2002	Greensboro (A)	.276	113	474	67	131	20	9	14	66	0	1	3	29	78	2	1	.445	.321	37	
	Staten Island (A)	.276	22	87	11	24	5	1	1	15	1	0	0	4	8	6	1	.391	.308	3	
2003	Tampa (A)	.276	90	366	50	101	16	3	5	50	0	3	4	17	49	1	1	.377	.313	13	
	Trenton (AA)	.280	46	164	21	46	9	1	1	13	2	0	6	9	16	0	0	.366	.341	5	
2004	Trenton (AA)	.301	74	292	43	88	20	8	7	44	0	4	3	24	40	2	4	.497	.356	12	
	Columbus (AAA)	.259	61	216	22	56	9	2	6	30	3	2	1	18	27	0	1	.403	.316	4	
2005	Columbus (AAA)	.333	24	108	19	36	8	3	4	24	0	0	6	13	0	0	0	.574	.368	4	
	NEW YORK (AL)	.297	132	522	78	155	34	4	14	62	7	3	3	16	68	1	3	.458	.320	17	
2006	NEW YORK (AL)	.342	122	482	62	165	41	1	15	78	1	5	2	18	54	5	2	.525	.365	9	
	GCL Yankees (R)#	.400	1	5	0	2	0	0	0	1	0	0	0	0	0	0	0	0	.400	.400	0
	Trenton (AA)#	.500	3	10	1	5	2	0	0	2	0	0	0	3	1	0	0	.700	.615	0	
2007	NEW YORK (AL)	.306	160	617	93	189	41	7	19	97	1	4	8	39	85	4	5	.488	.353	13	
2008	NEW YORK (AL)	.271	159	597	70	162	35	3	14	72	1	5	5	26	65	2	4	.410	.305	13	
2009	NEW YORK (AL)	.320	161	637	103	204	48	2	25	85	0	4	3	30	63	5	7	.520	.352	12	
2010	NEW YORK (AL)	.319	160	626	103	200	41	3	29	109	0	5	8	57	77	3	2	.534	.381	3	
2011	NEW YORK (AL)	.302	159	623	104	188	46	7	28	118	0	8	12	38	96	8	2	.533	.349	10	
2012	NEW YORK (AL)	.313	161	627	105	196	48	1	33	94	0	2	7	61	96	3	2	.550	.379	6	
2013	NEW YORK (AL)	.314	160	605	81	190	41	0	27	107	0	5	6	65	85	7	1	.516	.383	6	
2014	SEATTLE (AL)	.314	157	595	77	187	37	2	14	82	0	3	6	61	68	10	3	.454	.382	9	
2015	SEATTLE (AL)	.287	156	624	82	179	34	1	21	79	0	4	3	43	107	2	6	.446	.334	6	
2016	SEATTLE (AL)	.298	161	655	107	195	33	2	39	103	0	5	8	47	100	0	1	.533	.350	3	
2017	SEATTLE (AL)	.280	150	592	79	166	33	0	23	97	0	3	4	49	85	1	0	.453	.338	10	
2018	SEATTLE (AL)	.303	80	310	44	94	22	0	10	50	0	2	4	32	47	0	0	.471	.374	2	
	Tacoma (AAA)#	.286	2	7	1	2	0	0	0	0	0	0	0	1	0	0	0	0	.286	.375	0
	Everett (A)#	.455	3	11	3	5	1	0	2	6	0	0	0	1	0	0	0	1.091	.500	0	
2019	METS	.256	107	390	46	100	28	0	13	39	0	3	5	25	69	0	0	.428	.307	5	
	Syracuse (AAA)#	.400	3	10	2	4	3	0	0	1	0	0	0	1	3	0	0	0	.700	.455	0
	Brooklyn (A)#	.286	2	7	1	2	1	0	0	2	0	0	0	0	1	0	0	0	.429	.286	0
2020	METS	.316	49	171	23	54	9	0	10	30	0	1	1	9	24	0	0	.544	.352	1	
2021																					
DID NOT PLAY																					
Minor League Totals		.280	503	1965	278	550	108	29	43	290	6	12	20	141	265	22	10	.430	.333	85	
Major League Totals		.303	2234	8673	1257	2624	571	35	334	1302	10	62	85	616	1189	51	38	.492	.352	125	

- rehabilitation assignment

CAREER PLAYOFF STATISTICS

YEAR	RND	TEAM/OPP	AVG	G	AB	R	H	2B	3B	HR	RBI	SH	SF	HBP	BB	SO	SB	CS	SLG	OBP	E
2005	ALDS	NYY vs. LAA	.263	5	19	3	5	3	0	0	5	0	0	0	2	4	0	1	.421	.333	2
2006	ALDS	NYY vs. DET	.133	4	15	0	2	0	0	0	0	0	0	0	1	0	0	.133	.133	0	
2007	ALDS	NYY vs. CLE	.333	4	15	3	5	1	0	2	3	0	0	0	1	1	0	.800	.375	1	
2009	ALDS	NYY vs. MIN	.167	3	12	1	2	0	0	0	1	0	0	0	1	0	0	.167	.167	0	
	ALCS	NYY vs. LAA	.261	6	23	4	6	1	2	0	4	0	0	2	4	3	0	.478	.414	2	
	WS	NYY vs. PHI	.136	6	22	0	3	0	0	0	1	0	1	0	0	5	0	.136	.130	0	
2010	ALDS	NYY vs. MIN	.333	3	12	3	4	0	1	0	1	0	0	0	0	0	0	.500	.333	0	
	ALCS	NYY vs. TEX	.348	6	23	5	8	1	0	4	5	0	0	0	1	3	0	.913	.375	0	
2011	ALDS	NYY vs. DET	.318	5	22	2	7	2	0	2	9	0	0	0	2	4	0	.682	.375	0	
2012	ALDS	NYY vs. BAL	.091	5	22	1	2	2	0	0	4	0	0	0	1	3	0	.182	.130	0	
	ALCS	NYY vs. DET	.056	4	18	0	1	0	0	0	0	0	0	0	0	3	0	.056	.056	0	
Postseason Totals			.198	24	91	10	18	5	0	2	13	0	0	0	15	28	1	1	.319	.311	3
LDS Totals			.231	29	117	13	27	8	1	4	23	0	0	0	6	14	0	2	.419	.268	3
LCS Totals			.234	16	64	9	15	2	2	4	9	0	0	2	5	9	0	0	.516	.310	2
WS Totals			.136	6	22	0	3	0	0	0	1	0	1	0	0	5	0	0	.136	.130	0

ALL-STAR GAMES

YEAR	LEAGUE/SITE	AVG	G	AB	R	H	2B	3B	HR	RBI	SH	SF	HB	BB	SO	SB	CS	SLG	OBP	E
2006	AL/Pittsburgh	DID NOT PLAY - INJURED																		
2010	AL/Los Angeles (AL)	.000	1	1	0	0	0	0	0	1	0	1	0	0	0	0	0	.000	.000	0
2011	AL/Arizona	.000	1	2	0	0	0	0	0	0	0	0	0	0	0	0	0	.000	.000	0
2012	AL/Kansas City	.500	1	2	0	1	0	0	0	0	0	0	0	0	0	0	0	.500	.500	0
2013	AL/New York (NL)	---	1	0	0	0	0	0	0	0	0	0	1	0	0	0	0	---	1.000	0
2014	AL/Minnesota	.000	1	2	0	0	0	0	0	0	0	0	0	0	2	0	0	.000	.000	0
2016	AL/San Diego	---	1	0	0	0	0	0	0	0	0	0	0	1	0	0	0	---	1.000	0
2017	AL/Miami	.500	1	2	1	1	0	0	1	1	0	0	0	0	1	0	0	2.000	.500	0
All-Star Game Totals		.222	7	9	2	2	0	0	1	2	0	1	1	1	3	0	0	.556	.333	0

WORLD BASEBALL CLASSIC

YEAR	CLUB	AVG	G	AB	R	H	2B	3B	HR	RBI	SH	SF	HB	BB	SO	SB	CS	SLG	OBP	E
2009	Dom. Republic	.231	3	13	2	3	0	0	0	0	0	0	0	1	1	0	0	.231	.286	0
2013	Dom. Republic	.469	8	32	6	15	4	0	2	6	0	0	0	3	7	0	0	.781	.514	1
2017	Dom. Republic	.250	6	20	5	5	1	0	1	3	0	0	0	6	1	0	0	.450	.423	0
WBC Totals		.354	17	65	13	23	5	0	3	9	0	0	0	10	9	0	0	.569	.440	1

CAREER FIELDING

POS	G	PO	A	E	PCT	TC	DP
2B	2158	4040	5833	124	.988	9997	1409
1B	14	87	3	1	.989	91	9
3B	2	2	2	0	1.000	4	1
SS	1	0	0	0	--	0	0

MOST HITS BY DECADE, MODERN MLB HISTORY

Decade	Player	Hits	Decade	Player	Hits
2020s	Trea Turner	273	1950s	Richie Ashburn	1,875
2010s	Robinson Canó	1,695	1940s	Lou Bourdreau	1,578
2000s	Ichiro Suzuki	2,030	1930s	Paul Waner	1,959
1990s	Mark Grace	1,754	1920s	Rogers Hornsby	2,085
1980s	Robin Yount	1,731	1910s	Ty Cobb	1,951
1970s	Pete Rose	2,045	1900s	Honus Wagner	1,850
1960s	Roberto Clemente	1,877			



CARLOS CARRASCO

#59 RHP

@cookie_carrasco

@cookie_Carrasco

HT	6-4	WT	219	BT	R	TH	R
----	-----	----	-----	----	---	----	---

OPENING DAY AGE: 35
 BIRTHDATE: MARCH 21, 1987
 BIRTHPLACE: BARQUISIMETO, VZ
 RESIDES: ODESSA, FL
 MLB SERVICE TIME: 10 YEARS, 147 DAYS
 SIGNED BY: PHILADELPHIA
 HOW OBTAINED: ACQUIRED FROM CLEVELAND IN A SIX-PLAYER TRADE ON JANUARY 7, 2021
 CONTRACT STATUS: SIGNED THROUGH 2022 WITH A CLUB OPTION FOR 2023

🏆 ROBERTO CLEMENTE AWARD: 2019 🏆 COMEBACK PLAYER OF THE YEAR: 2019 (AL)

MEET THE MET

- Nicknamed "Cookie"...Cleveland teammate Chris Perez saw Carrasco eating cookies and milk in the clubhouse in 2011 and called him Cookie... The name stuck.
- Before joining the Mets, listed New York as his favorite road city.
- Carlos' favorites: Movie - Gladiator...Music - Country...Road stadium - Kauffman (KC)...TV - Discovery Channel.
- On August 4, 2016 the Venezuelan-born Carrasco announced, via Twitter, that he passed his United States citizenship test.
- Routinely visited Cleveland Clinic cancer patients following his 2019 leukemia diagnosis and still keeps in touch with many of the patients to this day.
- Starting when he was four years old, his mom (Maria) took him to all his camps, practices and games while his dad worked 3-4 months at a time transporting goods around Venezuela for a local shipping company.

CAREER HIGHLIGHTS

- Earned the 2019 Roberto Clemente Award for his numerous community endeavors (see *Background* for more information on Carlos' community involvement).
- Returned from a three-month absence on September 1, 2019 after being diagnosed with and beating leukemia...Was named the 2019 AL Comeback Player of the Year.
- Has 1,355 career strikeouts, the third-highest total among active pitchers who have not been selected to an All-Star roster.
- Ranks sixth all-time in strikeouts by a Venezuelan-born pitcher...Needs 11 wins to become the eighth pitcher from Venezuela to reach 100 career wins.

2021 SEASON

- Underwent right elbow surgery on October 19...Surgery was performed by Mets medical director Dr. David Altcheck at the Hospital for Special Surgery in Manhattan.
- Missed the first three months of the season with a hamstring injury... Made his debut with the Mets on July 30 in a start against Cincinnati at Citi Field after being activated from the 60-Day Injured List...After surrendering a leadoff home run to Jonathan India on his first pitch of the season, retired 12 of the last 15 batters faced and did not yield another run.
- Had a 13.50 ERA (18 earned runs/12.0 innings) in the first inning...Had a 3.89 ERA (18 earned runs/41.2 innings) in all subsequent innings.
- From August 20-September 18, posted a 3.51 ERA (13 earned runs/33.1 innings) in six starts...Allowed three earned runs or fewer and tossed at least 5.0 innings in all six outings.

CAREER BESTS

WIN STREAK

10 games
8/27/17-4/23/18

LOSS STREAK

9 games
7/5/11-7/6/13

STRIKEOUTS, GAME

15 strikeouts
9/25/15, Cleveland at Kansas City

DOUBLE-DIGIT STRIKEOUT GAMES

26 games
last, 11 strikeouts, 9/20/20,
Cleveland at Detroit

LONGEST OUTING, STARTER

9.0 innings
8x, last, 5/9/18, Cleveland at Milwaukee

MOST WALKS, GAME

5 walks
2x, last, 8/12/20, Cleveland vs. Chicago-NL

SCORELESS STREAK

21.1 innings
6/7/11-6/18/11

LAST COMPLETE GAME

5/9/19, Cleveland vs. Chicago-AL (5.0 IP)

LAST COMPLETE-GAME SHUTOUT

5/9/19, Cleveland vs. Chicago-AL (5.0 IP)

FEWEST HITS, COMPLETE GAME

1 hit
9/25/15, Cleveland at Kansas City

FEWEST WALKS, COMPLETE GAME

0 walks
3x, last, 5/9/19,
Cleveland vs. Chicago-AL (5.0 IP)

CARRASCO, CARLOS

- His best start came on August 26 vs. San Francisco, needing just 78 pitches to complete 7.0 frames...Retired the final 13 men faced and allowed just one hit in his last 6.0 innings after allowing two runs in the first inning.
- Issued one or no walks in his first eight starts with the Mets, walking a total of six batters in that span...Only three pitchers have walked fewer batters in their first eight starts with the Mets (Bartolo Colón, Bob Friend and Dennis Ribant each walked five).
- Was one of the league's top pitchers after the All-Star break, ranking first in innings (89.1) and strikeouts (119) in the second half.
- Was struck on his right elbow by a line drive off the bat of Joe Mauer on June 16...Was placed on the IL the next day and missed two weeks.
- Struck out a season-high 14 batters on September 7 at Toronto.

2020 SEASON

- Ranked among AL leaders in starts (12, tied for second), strikeouts (82, sixth), ERA (2.91, seventh), innings pitched (68.0, eighth), opponent average (.221, ninth) and HR/9 (1.06, 10th).
- Pitched 6.0 innings or more in nine of his 12 starts, including each of his last six...Went 1-1 with a 1.66 ERA (seven earned runs/38.0 innings) from August 29 through the end of the year.

POSTSEASON

- Started Game 2 of the AL Wild Card Series vs. the Yankees...Did not factor into the decision in Cleveland's 10-9 loss after throwing 3.0+ innings and allowing four runs.

2019 SEASON

- Received the Roberto Clemente Award, the most prestigious individual honor in the sport, for his numerous community endeavors...Was the first Venezuelan-born player to earn the award.
- His odds-defying return to the field after being diagnosed with chronic myeloid leukemia in early June netted him AL Comeback Player of the Year honors.
- Felt fatigued early during and after his early-season outings...Was checked out at the Cleveland Clinic on June 3...Was placed on the Injured List the next day with the consensus being that it would be a season-ending stint...Began throwing bullpen sessions in July and started a rehab assignment at Akron (AA) on August 19...Activated from the IL on September 1 and pitched that day at Tampa Bay.
- Appeared in 11 games out of the bullpen after his return in September, recording one save.
- At the time of his cancer diagnosis, Carrasco led the AL in strikeout-to-walk ratio (7.18) and walks-per-nine innings (1.52) and was 7th in the AL in strikeouts-per-nine innings (10.94).
- Tossed his fourth career shutout, a rain-shortened 5.0-inning start on May 9 vs. Chicago-AL...Logged a pair of 12-strikeout games in April.

2018 SEASON

- Reached the 200-strikeout mark for the third time in four seasons with a career-high 231 punchouts, fourth-most in the AL.

POSTSEASON

- Started and lost Game 2 of the ALDS at Houston... Threw 5.1 innings and allowed two earned runs in the Tribe's 3-1 setback.

2017 SEASON

- Tied for the major league lead with a career-high 18 wins...Finished fourth in the AL Cy Young Award balloting.
- Ranked fifth in the AL with 226 strikeouts.

POSTSEASON

- Made his first career playoff start in Game 3 of the ALDS at Yankee Stadium...Tossed 5.2 shutout innings and allowed just three hits with three walks and seven strikeouts...Cleveland lost, 1-0.

2016 SEASON

- Missed Cleveland's run to the World Series after suffering a season-ending injury, a fractured fifth metacarpal on his right hand, on September 17 vs. Detroit (Ian Kinsler line drive off his right hand).
- At the time of his season-ending injury, ranked 10th in the AL with a 3.32 ERA.

2015 SEASON

- Spent his first full season as a starting pitcher...Tied for ninth in the majors with 216 strikeouts.
- In his final start of the season, September 25 at Kansas City, threw a one-hit shutout with a career-high 15 strikeouts...Carried a no-hitter into the seventh inning.
- Came within a strike of his first career no-hitter on July 1 at Tampa Bay...Struck out 13 as he lost a perfect game bid in the seventh inning and finished his outing after allowing a two-out, two-strike single in the ninth.

2014 SEASON

- Split the season between the rotation and bullpen and was the most dominant pitcher in the AL over the last two months of the season...Ended the season with 10 dominant starts from August 10-September 27, going 5-3 with a 1.30 ERA to end the year (10 earned runs/69.0 innings).
- Tossed his first career shutout and first 9.0-inning complete game on September 17 at Houston, yielding just two infield singles and a walk with 12 strikeouts on just 98 pitches.

2013 SEASON

- Served a six-game suspension to begin the season... Made his first start since 2011 on April 9...Was ejected from that game after hitting Kevin Youkilis with a pitch and was later suspended an additional seven games.

2012 SEASON

- Spent the entire season rehabbing from right elbow surgery.

2011 SEASON

- Had a career-best 21.1-inning scoreless streak from June 7-18...Did not pitch after August 3...Underwent Tommy John surgery performed by Dr. David Altchek on September 21.

2010 SEASON

- Made seven starts in the majors in September/October after spending most of the year at Columbus (AAA)... Threw 6.0-or-more innings in all of his major league outings, including six quality starts in a row.

2009 SEASON

- Made his major league debut in a start on September 1 at Detroit...Was traded to the Cleveland organization on July 29 in a six-player deal with Philadelphia LHP Cliff Lee...Was assigned to Lehigh Valley (AAA), who was Columbus (AAA)'s opponent at the time...Carrasco switched dugouts upon announcement of the trade.

MINOR LEAGUE SUMMARY

- **2007:** Was rated by *Baseball America* as the Phillies' top prospect.
- **2006:** Won the Paul Owens Award as the best pitcher in the Phillies minor league system.

BACKGROUND

- Carlos Luis Carrasco attended Liceo Federico Carmona High School.
- Formed two foundations in 2016, one in the U.S. and one in his native Venezuela...He and his family have raised nearly \$2.7 million, primarily sending medical supplies to his native Venezuela, the Dominican Republic and Puerto Rico.
- Has donated thousands of books via his book drive in Cleveland and in his offseason home of Tampa, he helps to feed and clothe immigrants from Venezuela.
- Was Cleveland's Roberto Clemente Award nominee from 2015-19, ultimately winning the award in 2019...Also collected thousands of books through the United Way Stuff The Bus initiative, as well as collecting food items for the Step Up To The Plate Campaign.
- Visited Colombia to aid, feed and clothe native Venezuelans displaced from the recent unrest.

- Hosted a PlayBall event for children attending Tinker K-8, a school located inside the MacDill Airforce Base in Tampa, Florida...Kids received PlayBall t-shirts and enjoyed five different skill stations, including hitting against Carrasco.
- Launched his new player program, Cookie Corps, in 2020...Engaged with members of the Marine Corps over Zoom bi-weekly.
- Donated \$3,500 to Ohio Guidestone's Stepstone Academy to cover the cost of PPE and cleaning supplies for the entire 2020-21 school year.
- Met with Cleveland Clinic Children's patients virtually on in September 2020 as part of Childhood Cancer Awareness month.

CAREER TRANSACTIONS

- Signed by the Philadelphia Phillies as a non-drafted free agent on November 25, 2003.
- Acquired by Cleveland from Philadelphia with RHP Jason Knapp, INF Jason Donald and C Lou Marson in exchange for LHP Cliff Lee and OF Ben Francisco on July 29, 2009.
- On the 15-Day Disabled List, April 25-May 10, 2011, with a tight right elbow.On the 15-Day Disabled List, August 8, 2011, with a right elbow inflammation...Transferred to the 60-Day Disabled List on September 6...Missed the rest of the season.
- On the 60-Day Disabled List, March 15, 2012, to recover from Tommy John surgery...Missed the entire 2012 season.
- On the 15-Day Disabled List, August 26-September 8, 2015, with right shoulder inflammation.
- On the 15-Day Disabled List, April 25-June 2, 2016, with a strained left hamstring.
- On the 60-Day Disabled List, September 30, 2016, with a fractured right hand...Missed the rest of the season.
- On the 10-Day Disabled List, June 17-30, 2018, with a right elbow contusion.
- On the 10-Day Injured List, June 5, 2019, with a non-baseball medical condition...Transferred to the 60-Day Injured List on July 31...Activated September 1.
- Acquired from Cleveland with INF Francisco Lindor in exchange for INF Amed Rosario, INF Andrés Giménez, RHP Josh Wolf and OF Isaiah Greene on January 7, 2021.
- On the 10-Day Injured list April 1, 2021 with a Grade 1 right hamstring strain...Transferred to the 60-Day Injured List on May 6...Activated July 30.

CAREER STATISTICS

YEAR	TEAM	W-L	ERA	G	GS	CG	SHO	SV	IP	H	R	ER	HR	HB	BB	SO	WP	BK
2004	GCL Phillies (R)	5-4	3.56	11	8	0	0	0	48.0	53	23	19	2	3	15	34	2	0
2005	Lakewood (A)	1-7	7.04	13	13	1	0	0	62.2	78	50	49	11	9	28	46	1	1
	Batavia (A)	0-3	13.50	4	4	0	0	0	15.1	29	25	23	8	2	5	12	3	1
	GCL Phillies (R)	0-0	1.80	2	2	0	0	0	5.0	3	1	1	0	2	1	2	0	1
2006	Lakewood (A)	12-6	2.26	26	26	2	0	0	159.1	103	50	40	6	9	65	159	12	2
2007	Clearwater (A)	6-2	2.84	12	12	1	1	0	69.2	49	22	22	8	6	22	53	2	0
	Reading (AA)	6-4	4.86	14	13	1	1	0	70.1	65	42	38	9	5	46	49	0	2
2008	Reading (AA)	7-7	4.32	20	19	1	0	0	114.2	109	58	55	13	6	45	109	8	1
	Lehigh Valley (AAA)	2-2	1.72	6	6	0	0	0	36.2	37	15	7	1	1	13	46	2	1
2009	Lehigh Valley (AAA)	6-9	5.18	20	20	0	0	0	114.2	118	73	66	14	7	38	112	3	0
	Columbus (AAA)	5-1	3.19	6	6	0	0	0	42.1	31	18	15	3	0	7	36	2	0
	CLEVELAND (AL)	0-4	8.87	5	5	0	0	0	22.1	40	23	22	6	0	11	11	0	1
2010	Columbus (AAA)	10-6	3.65	25	25	0	0	0	150.1	139	69	61	16	7	46	133	1	0
	CLEVELAND (AL)	2-2	3.83	7	7	1	0	0	44.2	47	20	19	6	1	14	38	1	0
2011	CLEVELAND (AL)	8-9	4.62	21	21	1	0	0	124.2	130	68	64	15	4	40	85	3	0
	Akron (AA)#	0-0	9.82	1	1	0	0	0	3.2	4	4	4	1	1	3	3	1	0
2012									DID NOT PITCH - INJURED									
2013	CLEVELAND (AL)	1-4	6.75	15	7	0	0	0	46.2	64	36	35	4	1	18	30	2	0
	Columbus (AAA)	3-1	3.14	16	14	0	0	1	71.2	59	31	25	6	6	21	79	1	0
2014	CLEVELAND (AL)	8-7	2.55	40	14	1	1	1	134.0	103	40	38	7	3	29	140	4	0
2015	CLEVELAND (AL)	14-12	3.63	30	30	3	1	0	183.2	154	75	74	18	5	43	216	5	0
2016	CLEVELAND (AL)	11-8	3.32	25	25	1	1	0	146.1	134	64	54	21	3	34	150	4	1
	Akron (AA)#	0-0	2.25	1	1	0	0	0	4.0	7	2	1	1	0	1	6	1	0
2017	CLEVELAND (AL)	18-6	3.29	32	32	1	0	0	200.0	173	73	73	21	10	46	226	10	0
2018	CLEVELAND (AL)	17-10	3.38	32	30	2	0	0	192.0	173	78	72	21	6	43	231	9	0
	Akron (AA)#	0-0	0.00	1	1	0	0	0	4.0	1	0	0	0	1	1	4	0	0
2019	CLEVELAND (AL)	6-7	5.29	23	12	1	1	1	80.0	92	48	47	18	2	16	96	2	0
	Akron (AA)#	0-0	0.00	2	0	0	0	0	2.2	0	0	0	0	0	1	5	0	0
	Columbus (AAA)#	0-0	3.86	2	0	0	0	0	2.1	2	1	1	0	0	1	3	0	0
2020	CLEVELAND (AL)	3-4	2.91	12	12	0	0	0	68.0	55	22	22	8	2	27	82	6	0
2021	METS	1-5	6.04	12	12	0	0	0	53.2	59	39	36	12	0	18	50	1	0
	Syracuse (AAA)#	0-1	9.64	2	2	0	0	0	4.2	5	5	5	3	0	3	7	0	0
	Brooklyn (A+)#	0-0	0.00	1	1	0	0	0	2.0	1	0	0	0	0	0	2	0	0
Minor League Totals		63-53	3.95	185	174	6	2	1	984.0	893	489	432	102	65	362	900	39	9
Major League Totals		89-78	3.86	254	207	11	4	2	1296.0	1224	586	556	157	37	359	1355	47	2

#- rehabilitation assignment

CAREER PLAYOFF STATISTICS

YEAR	RND	TEAM/OPP	W-L	ERA	G	GS	CG	SHO	SV	IP	H	R	ER	HR	HB	BB	SO	WP	BK
2017	ALDS	CLE vs. NYY	0-0	0.00	1	1	0	0	0	5.2	3	0	0	0	1	3	7	0	0
2018	ALDS	CLE vs. HOU	0-1	3.38	1	1	0	0	0	5.1	6	2	2	0	0	1	3	0	0
2020	ALWC	CLE vs. NYY	0-0	12.00	1	1	0	0	0	3.0	2	4	4	1	0	3	6	0	0
Postseason Totals			0-1	3.86	3	3	0	0	0	14.0	11	6	6	1	1	7	16	0	0
LDS Totals			0-1	1.64	2	2	0	0	0	11.0	9	2	2	0	1	4	10	0	0

CAREER FIELDING

POS	G	PO	A	E	PCT	TC	DP
P	254	59	137	7	.966	20	11



MIGUEL
CASTRO
#50 RHP
 @castromiguel46

HT	6-7	WT	201	BT	R	TH	R
----	-----	----	-----	----	---	----	---

OPENING DAY AGE: 27
 BIRTHDATE: DECEMBER 24, 1994
 BIRTHPLACE: LA ROMANA, DR
 RESIDES: LA ROMANA, DR
 MLB SERVICE TIME: 5 YEARS, 79 DAYS
 SIGNED BY: ISMAEL CRUZ, JOSE ROSARIO & JEAN ALVAREZ (TORONTO)
 HOW OBTAINED: ACQUIRED FROM BALTIMORE IN A THREE-PLAYER TRADE ON AUGUST 31, 2020
 CONTRACT STATUS: FREE AGENT AFTER 2022

MEET THE MET

- Lives in La Romana, Dominican Republic with his parents...His father, Miguel Sr., is a former heavyweight boxer and butcher.
- Regularly donates his time to help underserved children in his hometown.
- Played under Buck Showalter from 2017-2018 in Baltimore.
- Began playing baseball with a local Little League at the age of four, playing center field...At the age of 14, he began to play baseball full-time at a private training academy.
- Is a sneakerhead...Has a collection of Jordan 1's.

2021 SEASON

- Had a career best 3.45 ERA (27 earned runs/70.1 innings) in a career-high 69 games...His 0.90 HR/9 and 6.14 H/9 were also career-bests.
- Led Mets relievers with a career-high 69 games and also paced Mets bullpen arms in innings pitched...Tied a career-high with three wins (also 2017)...Struck out a career-high 77 batters.
- Held opposing batters to a .189 (48-254) batting average, 10th best among NL relievers (min. 50.0 innings).
- Tied a career-high with four strikeouts in a game twice (May 25 vs. Colorado & July 26 vs. Atlanta).
- Posted a 1.64 ERA (two earned runs/11.0 innings) in April...Had a 1.15 ERA (two earned runs/15.2 innings) in 15 games from July 11-August 14.
- Was used as an opener twice...His two starts matched his career total entering the season...Pitched 1.0 scoreless inning in each of those outings.

2020 SEASON

- Began the season with Baltimore before being dealt to the Mets at the trade deadline.
- Struck out at least one batter in 23 of his 26 appearances...Recorded a 13.86 K/9, 14th-best among all qualifying relievers...Was tied for ninth among major league relievers with 38 strikeouts...Surrendered four homers in 24.2 innings.
- Faced his former club in his first appearance with the Mets...Threw a scoreless inning at Camden Yards.

2019 SEASON

- Made 65 appearances with Baltimore...Tossed 73.1 innings, which ranked 10th among AL relievers.

2018 SEASON

- Appeared in 63 games, tossing a career-high 86.1 innings.

2017 SEASON

- Traded from Colorado to Baltimore on April 7...Spent most of the season with the major league club around three stints with Double-A Bowie.

CAREER BESTS

WIN STREAK

2 games

2x, last, 5/25/21-6/2/21

LOSS STREAK

6 games

6/25/18-4/6/19

STRIKEOUTS, GAME

4 strikeouts

6x, last, 7/26/21 vs. Atlanta

LONGEST OUTING, RELIEVER

6.0 innings

8/3/17, Baltimore vs. Detroit

MOST WALKS, GAME

3 walks

10x, last, 8/21/21 at Los Angeles-NL

SCORELESS STREAK

16.1 innings

8/18/17-9/4/17

CASTRO, MIGUEL

- Earned his first career win on June 20 vs. Cleveland after tossing 0.2 hitless innings in relief...Made his first major league start in his final appearance of the season on September 30 at Tampa Bay...Took the loss after allowing three runs on six hits in 3.1 innings.
- Posted a career-best 16.1 scoreless inning streak from August 18-September 4.

2016 SEASON

- Made his second Opening Day roster, first with the Rockies, and recorded a 6.14 ERA (10 earned runs/14.2 innings) over three stints (19 appearances) on the major league roster.

2015 SEASON

- Began the season on Toronto's Opening Day roster... Made his major league debut April 6 vs. New York-AL, pitching 1.1 perfect innings.
- At 20 years, 103 days, was the third-youngest player to debut in the majors...Recorded four saves in six opportunities for the Jays, including his first career save April 9 vs. New York-AL.

MINOR LEAGUE REVIEW

- **2014:** Pitched in three levels of Toronto's organization, going 8-3 with a 2.68 ERA (24 earned runs/80.2 innings)...Named a Northwest League mid-season All-Star...Named the NWL Pitcher of the Week (June 30-July 6) after going 2-0 with a 0.90 ERA and 13 strikeouts in 10.1 IP.

- **2013:** Received the R. Howard Webster Award (Team MVP) for the DSL Blue Jays.

BACKGROUND

- Miguel Ángel Castro signed with Toronto as a 17-year-old out of the Dominican Republic.

CAREER TRANSACTIONS

- Signed by the Toronto Blue Jays as a non-drafted free agent on January 5, 2012.
- Acquired by the Colorado Rockies along with RHP Jeff Hoffman, INF José Reyes and RHP Jesús Tinoco in exchange for RHP LaTroy Hawkins and INF Troy Tulowitzki on July 28, 2015.
- On the 15-Day Disabled List, April 18-May 18, 2016, with right shoulder inflammation.
- Acquired by the Baltimore Orioles on April 7, 2017 in exchange for RHP Jon Keller.
- Acquired by the New York Mets on August 31, 2020 in exchange for LHP Kevin Smith and INF Victor González.
- On the Injured List, August 2-3, 2021, due to health and safety protocols.

CAREER STATISTICS

YEAR TEAM	W-L	ERA	G	GS	CG	SHO	SV	IP	H	R	ER	HR	HB	BB	SO	WP	BK
2012 DSL Blue Jays (R)	3-2	4.87	8	3	0	0	0	20.1	16	13	11	1	3	11	20	2	2
2013 DSL Blue Jays (R)	5-2	1.36	11	10	0	0	0	53.0	40	14	8	0	5	12	71	2	1
GCL Blue Jays (R)	1-0	2.40	3	2	0	0	1	15.0	11	4	4	0	0	2	14	1	0
Bluefield (A)	0-0	0.00	1	0	0	0	0	2.0	1	2	0	0	0	0	3	0	0
2014 Vancouver (A)	6-2	2.15	10	10	0	0	0	50.1	36	13	12	2	1	20	53	2	2
Lansing (A)	1-1	3.74	4	4	0	0	0	21.2	10	9	9	2	1	7	20	3	0
Dunedin (A)	1-0	3.12	2	1	0	0	0	8.2	4	3	3	2	0	3	5	0	0
2015 Buffalo (AAA)	1-3	4.58	13	5	0	0	0	19.2	26	15	10	4	2	12	21	2	0
Dunedin (A)	0-0	0.00	3	0	0	0	0	5.0	0	0	0	0	0	1	7	0	0
TORONTO (AL)	0-2	4.38	13	0	0	0	4	12.1	15	7	6	2	0	6	12	2	1
Albuquerque (AAA)	2-0	1.32	11	0	0	0	0	13.2	6	3	2	0	1	7	10	4	0
COLORADO (NL)	0-1	10.13	5	0	0	0	0	5.1	6	6	6	2	0	4	6	0	0
2016 COLORADO (NL)	0-0	6.14	19	0	0	0	0	14.2	18	10	10	3	1	5	12	0	0
2017 BALTIMORE (AL)	3-3	3.53	39	1	0	0	0	66.1	53	29	26	8	2	28	38	2	0
2018 BALTIMORE (AL)	2-7	3.96	63	1	0	0	0	86.1	75	41	38	9	5	50	57	9	3
2019 BALTIMORE (AL)	1-3	4.66	65	0	0	0	2	73.1	63	42	38	10	0	41	71	11	2
2020 BALTIMORE (AL)	1-0	4.02	16	0	0	0	1	15.2	17	7	7	3	1	5	24	0	0
METS	1-2	4.00	10	0	0	0	0	9.0	11	5	4	1	0	8	14	0	0
2021 METS	3-4	3.45	69	2	0	0	0	70.1	48	30	27	7	6	43	77	8	0
Minor League Totals	25-13	3.21	88	35	0	0	1	249.1	194	107	89	17	14	88	250	20	6
Major League Totals	11-22	4.13	299	4	0	0	7	353.1	306	177	162	45	15	190	311	32	6

CAREER FIELDING

POS	G	PO	A	E	PCT	TC	DP
P	299	24	42	5	.930	71	3



ALEX
CLAUDIO
#58 LHP

@alexclaudio2412

NON-ROSTER INVITE

HT	6-3	WT	187	BT	L	TH	L
----	-----	----	-----	----	---	----	---

OPENING DAY AGE: 30
 BIRTHDATE: JANUARY 31, 1992
 BIRTHPLACE: SAN JUAN, PR
 RESIDES: JUNCOS, PR
 MLB SERVICE TIME: 6 YEARS, 63 DAYS
 SIGNED BY: FRANKIE THON (TEXAS)
 HOW OBTAINED: SIGNED AS A MINOR LEAGUE FREE AGENT ON JANUARY 8, 2022
 CONTRACT STATUS: SIGNED THROUGH 2022

MEET THE MET

- Is the first ever major league player from Juncos, Puerto Rico...Has a mural painted in his honor at Estadio Nini Meaux...Following the 2017 season, he assisted with Hurricane Maria relief efforts and provided baseball clinics in his hometown.
- Enjoys playing video games in his free time.
- Has played in the Puerto Rican Winter League nearly every offseason of his career...Played four seasons with Leones de Ponce (2010-11 — 2013-14), before joining Indios de Mayagüez (2014-15 — present)...Played with Mets teammate Khalil Lee with Mayagüez in 2020-21.
- Represented Puerto Rico during the 2015-16 Caribbean Series and the 2017 World Baseball Classic.

2021 SEASON

- Spent the first half of the season with the Los Angeles-AL before being designated for assignment...Signed with Boston and pitched in their system for the rest of the year.
- After the season, played for Santurce in the Puerto Rican Winter League...Went 1-0 with a 5.40 ERA in five games out of the bullpen.

2020 SEASON

- Opposing batters averaged an 81.7 MPH exit velocity, the lowest in the majors.

2019 SEASON

- In first season with Milwaukee, led the majors with a career-high 83 appearances.

2018 SEASON

- Matched a career-best with four wins.

2017 SEASON

- Named Rangers Pitcher of the Year as voted on by Dallas/Fort Worth Chapter of BBWAA...Made his first Opening Day roster...Set career-bests in saves (11), ERA (2.50), innings pitched (82.2) and strikeouts (56).
- Made his first major league start on May 2 at Houston...Earned the start after Cole Hamels was injured while warming up...Recorded his first major league save on May 5 at Seattle.

2016 SEASON

- Had four stints with the Rangers...Tossed 2.0-or-more innings in 11 outings, tied for 10th-most by an AL reliever...Posted a 1.77 ERA (seven earned runs/35.2 innings) over his last 27 appearances.

POSTSEASON

- Made his postseason debut, tossing 5.0 shutout innings in two ALDS games vs. Toronto.

CAREER BESTS

WIN STREAK

5 games

7/24/16-7/21/17

LOSS STREAK

2 games

9/9/17-4/21/18

STRIKEOUTS, GAME

4 strikeouts

2x, last, 7/7/18, Texas at Detroit

LONGEST OUTING, RELIEVER

4.1 innings

5/10/16, Texas vs. Chicago-AL

MOST WALKS, GAME

4 walks

5/25/15, Texas at Cleveland

SCORELESS STREAK

15.1 innings

9/21/16-5/2/17

CLAUDIO, ALEX

2015 SEASON

- Had three stints with the Rangers...Earned his first major league win on May 7 at Tampa Bay.
- Missed the final month of the season on the Disabled List with a left groin strain.

2014 SEASON

- Made his major league debut with Texas on August 13 vs. Tampa Bay and retired all three batters faced... Recorded his first career strikeout vs. Kevin Kiermaier, his first career batter faced.
- Totaled 15 relief appearances for Texas and pitched to a 2.92 ERA with 14 strikeouts in his first major league action.

MINOR LEAGUE REVIEW

- **2016:** Made six relief appearances at Round Rock (AAA) and posted a 0.55 ERA, allowing just one run in 16.1 innings.
- **2014:** Opened the year with Myrtle Beach (A) and rose through each level of the Rangers' system before making his major league debut in August.

BACKGROUND

- Alexander Claudio graduated from Isabel Flores High School in Juncos, Puerto Rico.
- He and his wife, Daianne, have two sons, Lexiel and Adrian.

CAREER TRANSACTIONS

- Selected by the Texas Rangers in the 27th round of the 2010 First-Year Player Draft.
- On the 60-Day Disabled List, September 1, 2015, with a left groin strain...Missed the rest of the season.
- On the 10-Day Disabled List, July 11-21, 2018, with a sprained left ankle.
- Acquired by Milwaukee from Texas in exchange for a 2019 Competitive Balance Round A selection on December 13, 2018.
- Signed by Milwaukee as a free agent on December 9, 2019.
- Signed by Los Angeles-AL as a free agent on December 16, 2020...Released on July 30, 2021.
- Signed by Boston as a minor league free agent on August 10, 2021...Released on September 21.
- Signed by the Mets as a minor league free agent on January 8, 2022.

CAREER STATISTICS

YEAR	TEAM	W-L	ERA	G	GS	CG	SHO	SV	IP	H	R	ER	HR	HB	BB	SO	WP	BK
2010	AZL Rangers (R)	0-1	6.60	12	1	0	0	0	15.0	19	11	11	1	1	6	13	0	1
2011	AZL Rangers (R)	4-0	2.13	15	0	0	0	1	25.1	20	8	6	1	3	9	29	0	1
	Spokane (A)	1-0	0.00	1	0	0	0	0	3.0	2	0	0	0	0	1	2	0	0
2012	AZL Rangers (R)	4-0	1.79	14	3	0	0	1	45.1	36	11	9	1	1	5	54	2	2
2013	Hickory (A)	3-1	1.15	24	0	0	0	11	47.0	22	7	6	2	0	7	62	0	2
	Frisco (AA)	1-5	2.84	21	0	0	0	0	31.2	28	16	10	2	1	11	29	1	0
2014	Myrtle Beach (A)	4-0	1.09	17	2	0	0	4	49.1	38	9	6	2	2	9	56	2	2
	Frisco (AA)	2-2	2.17	8	6	0	0	0	37.1	31	17	9	1	1	2	22	1	1
	Round Rock (AAA)	0-1	3.38	2	1	0	0	0	5.1	6	2	2	0	0	2	6	0	0
	TEXAS (AL)	0-0	2.92	15	0	0	0	0	12.1	14	4	4	0	0	4	14	0	1
2015	Round Rock (AAA)	3-1	2.93	29	0	0	0	0	40.0	43	13	13	2	1	7	35	2	1
	TEXAS (AL)	1-1	2.87	18	0	0	0	0	15.2	12	6	5	4	1	6	13	1	0
2016	Round Rock (AAA)	0-0	0.55	6	0	0	0	1	16.1	7	1	1	0	0	4	8	0	0
	TEXAS (AL)	4-1	2.79	39	0	0	0	0	51.2	55	19	16	2	1	10	34	0	0
2017	TEXAS (AL)	4-2	2.50	70	1	0	0	11	82.2	71	26	23	5	2	15	56	0	3
2018	TEXAS (AL)	4-2	4.48	66	1	0	0	1	68.1	91	35	34	4	3	13	41	0	1
2019	MILWAUKEE (NL)	2-2	4.06	83	0	0	0	0	62.0	57	29	28	8	6	24	44	1	0
2020	MILWAUKEE (NL)	0-0	4.26	20	0	0	0	1	19.0	18	10	9	2	1	6	15	2	0
2021	LOS ANGELES (AL)	1-2	5.51	41	0	0	0	1	32.2	37	22	20	6	0	15	30	1	0
	Worcester (AAA)	0-0	6.17	8	2	0	0	1	11.2	15	9	8	0	0	3	13	0	1
Minor League Totals		22-11	2.23	157	15	0	0	19	327.1	267	104	81	12	10	66	329	8	11
Major League Totals		16-10	3.63	352	2	0	0	14	344.1	355	151	139	31	14	93	247	5	5

CAREER PLAYOFF STATISTICS

YEAR	RND	TEAM/OPP	W-L	ERA	G	GS	CG	SHO	SV	IP	H	R	ER	HR	HB	BB	SO	WP	BK
2016	ALDS	TEX vs. TOR	0-0	0.00	2	0	0	0	0	5.0	3	0	0	0	0	3	0	0	0

WORLD BASEBALL CLASSIC

YEAR	CLUB	W-L	ERA	G	GS	CG	SHO	SV	IP	H	R	ER	HR	HB	BB	SO	WP	BK
2017	Puerto Rico	0-0	0.00	2	0	0	0	0	1.2	0	0	0	0	0	1	1	0	0

CAREER FIELDING

POS	G	PO	A	E	PCT	TC	DP
P	352	23	74	0	1.000	97	8



CARLOS CORTES

#87 INF/OF

NON-ROSTER INVITE

@carloscortes_14

@loscortes_14

HT	5-7	WT	206	BT	L	TH	S
----	-----	----	-----	----	---	----	---

OPENING DAY AGE: 24
 BIRTHDATE: JUNE 30, 1997
 BIRTHPLACE: ORLANDO, FL
 RESIDES: COLUMBIA, SC
 MLB SERVICE TIME: 0 YEARS, 0 DAYS
 SIGNED BY: DANIEL COLES
 HOW OBTAINED: METS THIRD-ROUND PICK IN THE 2018 FIRST-YEAR PLAYER DRAFT
 CONTRACT STATUS: SIGNED THROUGH 2022

MEET THE MET

- Enters the 2022 season ranked as the No. 15 prospect in the Mets organization per MLB Pipeline and the No. 16 prospect according to Baseball America...Listed as the organization's No. 9 prospect per The Athletic.
- Has been an ambidextrous thrower since he was eight years old...When he plays the infield, he throws with his right hand and when he plays the outfield, he throws lefty...Practiced throwing with both hands every day with his dad to build up arm strength...Started throwing with both hands in games when he was 13.

MINOR LEAGUE REVIEW

- **2021:** Made his Double-A debut with Binghamton, leading the club with a .487 slugging percentage, an .819 OPS, 26 doubles, 35 walks and 41 extra-base hits...Ranked second on the Rumble Ponies with a .257 average, 14 home runs, 57 RBI, a .332 on-base percentage, 78 hits and 50 runs scored...Was named a New York Mets MiLB.com organizational All-Star... Played for the Salt River Rafters of the Arizona Fall League.
- **2020:** Slashed .392/.429/.706 in 14 games for the Sydney Blue Sox of the Australian Winter League following the cancellation of the minor league season due to the COVID-19 pandemic.

- **2019:** Appeared in 127 games for the St. Lucie Mets (A), ranking in the top-two of the team in nearly every offensive category...Ranked second in the Florida State League with 68 RBI...Named a FSL postseason All-Star for St. Lucie (A)...Played four games for Indios de Mayagüez of Puerto Rico's Winter League.
- **2018:** Made his professional debut with Brooklyn (A), batting .264 (47-178) with 11 extra-base hits and 24 RBI in 47 games...Earned mid-season New York-Penn League All-Star honors for the Cyclones.

BACKGROUND

- Carlos Andres Cortes graduated from Lake Howell High School in Winter Park, FL before attending the University of South Carolina.
- Was originally selected by the New York Mets in the 20th round of the 2016 First-Year Player Draft, but did not sign.

CAREER TRANSACTIONS

- Selected by the New York Mets in the third round of the 2018 First-Year Player Draft.

CAREER STATISTICS

YEAR	TEAM	AVG	G	AB	R	H	2B	3B	HR	RBI	SH	SF	HB	BB	SO	SB	CS	SLG	OBP	E
2018	Brooklyn (A)	.264	47	178	26	47	5	2	4	24	1	2	4	17	34	1	0	.382	.338	7
2019	St. Lucie (A)	.255	127	458	64	117	26	3	11	68	2	7	7	52	77	6	5	.397	.336	17
2021	Binghamton (AA)	.257	79	304	50	78	26	1	14	57	0	5	2	35	85	1	2	.487	.332	1
Minor League Totals		.257	253	940	140	242	57	6	29	149	3	14	13	104	196	8	7	.423	.335	26

CORTES, CARLOS



J.D.
DAVIS
#28 INF/OF

@jddavis26

@JDDavis26

HT	6-1	WT	222	BT	R	TH	R
----	-----	----	-----	----	---	----	---

OPENING DAY AGE: 28
 BIRTHDATE: APRIL 27, 1993
 BIRTHPLACE: ELK GROVE, CA
 RESIDES: ELK GROVE, CA
 MLB SERVICE TIME: 3 YEARS, 137 DAYS
 SIGNED BY: BRAD BUDZINSKI (HOUSTON)
 HOW OBTAINED: ACQUIRED FROM HOUSTON IN A FIVE-PLAYER TRADE ON JANUARY 6, 2019
 CONTRACT STATUS: ELIGIBLE FREE AGENT AFTER 2024

MEET THE MET

- His full name is Jonathan Gregory Davis...Has gone by J.D. since he was in elementary school...The "D" in J.D. stands for Davis...When he was in school, he listed J.D. as his full name on tests until his teacher asked him to write Davis as well to keep track while grading papers...Says he does not go by J.G. because "it doesn't flow quite as well."
- In his off time, he enjoys playing video games, visiting zoos, museums and aquariums...His game of choice is Call of Duty.
- Is part of the Mets' "Cookie Club," a group of teammates that enjoys Insomnia Cookies in road cities...Davis' favorite flavor is peanut butter cup...The players in the club often discuss the next day's starting pitcher, among other things.
- His pre-game ritual includes eating a grilled cheese sandwich before every game...He does not see himself as superstitious.

CAREER HIGHLIGHTS

- In 2019, was 10th in the NL with a 136 wRC+ (weighted runs created plus) and was 17th in the NL with a .373 wOBA (weighted on-base average)...min. 450 PA.
- His .665 slugging percentage at home and 1.078 OPS at home in 2019 were both the highest in franchise history...His .354 home batting average was fourth (min. 200 PA).

2021 SEASON

- Missed more than half of the season as he was plagued by left hand injuries...Went on the IL a final time on September 26 for a sprained left hand and underwent surgery to repair a torn ligament in that hand on October 5...Dr. Thomas Graham performed the procedure in Dayton, OH.
- Made his fourth career Opening Day roster.
- Had a multi-homer game and tied a career-high with four RBI in his first start off the Injured List on July 17 at Pittsburgh...Was his first time in the starting lineup in over two months.
- Went 9-21 (.429) as a pinch hitter...That was the second-highest average in the majors among players with 20 or more pinch-hit plate appearances.

2020 SEASON

- Made his third career Opening Day roster...His .371 OBP ranked 13th in the NL...Tied for 11th in the NL with 31 walks...Was tied for sixth in the NL with seven HBP.
- Reached base in 15-straight games from July 26-August 11...Ended that streak hitting .327/.424/.509 on the season...In his remaining 39 games, hit .215/.350/.341.
- Drove in 11 runs in his first 14 games...Had just eight more RBI the rest of the season (42 games).

CAREER BESTS

HITS, GAME

4 hits

6/15/19 vs. St Louis

HOME RUNS, GAME

2 home runs

2x, last, 7/17/21 at Pittsburgh

MULTI-HR GAMES

2 multi-home run games

2 two-home run games

LEADOFF HR

None

INSIDE-THE-PARK HR

None

WALK-OFF HOME RUNS

None

PINCH-HIT HOME RUNS

2 pinch-hit home runs

last, 5/21/19 vs. Washington (Wander Suero)

RBI, GAME

4 RBI

3x, last, 8/22/21 at Los Angeles-NL

STOLEN BASES, GAME

1 stolen base

4x, last, 8/23/19 vs. Atlanta

HITTING STREAK

13 games

7/26/20 - 8/9/20

GRAND SLAMS

None

- Drew a career-high four walks on September 18 vs. Atlanta.
- Hit a game-tying homer in the ninth inning off Aroldis Chapman on September 3 vs. New York-AL.
- Collected a career-high four RBI on August 8 vs. Miami.
- Hit a game-tying two-run shot and had three RBI on July 31 at Atlanta.

2019 SEASON

- Made his second career Opening Day roster...Started 74 games in left field and 55 at third base.
- Ranked second in the majors with a .354 batting average at home, third in slugging at home (.665), fourth in home OPS (1.078) and seventh in OBP at home (.413).
- Was 10th in the NL with a 136 wRC+ (weighted runs created plus) and was 17th in the NL with a .373 wOBA (weighted on-base average)...min. 450 PA.
- Slashed .335/.395/.584 with 13 homers and 32 RBI in 64 games after the All-Star break...His batting average and slugging percentage led the team.
- Finished tied for 12th in the NL with a .312 (44-141) batting average vs. left-handers (min. 125 PA).
- Batted .423 (22-52) with four homers in the first inning, the highest mark in the majors (min. 50 PA)...Hit .417 (5-12) in extra innings.
- Recorded his first hit and RBI as a Met on March 30 at Washington, a two-run single that plated the winning run.
- Had a career-high four hits and tied a career-best with three runs scored on June 15 vs. St. Louis.
- Hit a walk-off RBI single on August 21 vs. Cleveland, his first career walk-off RBI and hit, in a 4-3 triumph.

2018 SEASON

- Played in 42 games with the Astros across four stints in the majors...Made the Opening Day roster for the first time in his career.
- Made 14 starts at third base, eight starts at first base and three starts in left field...Made one pitching appearance, his third-career appearance as a pitcher.
- Tossed 1.0 inning of relief on July 22 at Los Angeles-AL...Allowed a solo homer and struck out one batter...Started the game at third base and recorded an RBI...Became the fourth player in AL history to record an RBI, play third base and pitch in the same game, and the first since Detroit's Shane Halter on October 1, 2000 vs. Minnesota.
- Won the Pacific Coast League batting title after posting a .342 batting average (114-333) in 85 games with Fresno (AAA)...Hit 25 doubles, two triples and 17 homers with 81 RBI and a .988 OPS (.406 OBP/.583 SLG).
- Was named to the Pacific Coast League mid-season All-Star Team...Tabbed the PCL Player of the Week for the week of August 13-19.

2017 SEASON

- Was named Double-A Corpus Christi Player of the Year.
- Was promoted to Fresno (AAA) on July 19...Was selected to the major league roster on August 5.
- Went 1-4 in his MLB debut on August 5 vs. Toronto in a start at third base...Recorded his first career RBI on August 12 at Texas.
- Hit his first MLB homer on August 24 vs. Washington, a solo shot off Sammy Solis.
- Made two appearances as a pitcher, tossing 1.2 scoreless innings with three strikeouts.
- Went 2-4 with a double in a start at third base on August 29 vs. Texas and also pitched a perfect eighth inning...Struck out Shin-Soo Choo.
- Was named a Texas League mid-season and postseason All-Star.
- Led the Texas League in slugging percentage and ranked third in OPS...At the time of his promotion to Triple-A, was leading the Texas League in homers...Finished second in the league in homers, despite playing his last Double-A game on July 18.

MINOR LEAGUE REVIEW

- **2016:** Won Texas League Player of the Week four times...Was named to the Texas League mid-season All-Star team...Earned MiLB.com Texas League Player of the Month honors for May...Was named an MiLB.com Organizational All-Star.
- **2015:** Ranked sixth in all of minor league baseball in RBI...Was twice named the California League Player of the Week for the weeks ending on August 10 and August 31.
- **2014:** Split his season between Tri-City (A) (30 games) and Quad Cities (A) (43 games), combining to hit .293 (78-266) with 16 doubles, 13 home runs and 52 RBI en route to being named an MiLB.com Organizational All-Star...Was named the New York-Penn League Player of the Week for June 30-July 6...Had two doubles, two home runs and 11 RBI in six games that week...Was promoted to Quad Cities (A) on July 15 and finished his season with the River Bandits.

BACKGROUND

- Jonathan Gregory Davis was a four-year letter winner at Elk Grove (CA) High School.
- Was a two-time high school All-American and was named the NorCal Player of the Year in both his junior and senior years.
- Attended Cal State Fullerton where he was named to the All-Big West First Team in his sophomore and junior years...In his junior year, led the Titans in batting average (.338), OBP (.419) and slugging (.523)...Was a closer in college...Posted seven saves in 14 relief appearances, putting up a 2.66 ERA.

- Was drafted in the fifth round of the 2011 MLB Draft by the Tampa Bay Rays, but did not sign.
- Was honored as a recipient of the Thurman Munson Award on February 4, 2020 for contributions on and off the field in New York...Taught fire safety to children in conjunction with the FDNY in 2019.
- Was an elf at the Mets Holiday Party for Kids in December 2019.
- Acquired by the New York Mets from the Houston Astros along with INF Cody Bohanek in exchange for OF Ross Adolph, C Scott Manea and INF Luis Santana on January 6, 2019.
- On the 10-Day Injured List, May 2, 2021, with a left hand sprain...Transferred to the 60-Day IL on June 25... Activated on July 16.
- On the 10-Day Injured List, September 23, 2021, with a left hand sprain...Missed the remainder of the season.

CAREER TRANSACTIONS

- Selected by the Houston Astros in the third round of the 2014 First-Year Player Draft.

CAREER STATISTICS

YEAR	TEAM	AVG	G	AB	R	H	2B	3B	HR	RBI	SH	SF	HBP	BB	SO	SB	CS	SLG	OBP	E
2014	Tri-City (A)	.279	30	111	18	31	7	1	5	20	0	1	4	15	25	1	0	.495	.382	11
	Quad Cities (A)	.303	43	155	20	47	9	0	8	32	0	1	2	13	41	4	0	.516	.363	4
2015	Lancaster (A)	.289	120	485	93	140	28	3	26	101	0	3	10	54	157	5	2	.520	.370	19
	Corpus Christi (AA)	.268	126	485	61	130	34	1	23	81	0	4	5	45	143	1	3	.485	.334	15
2017	Corpus Christi (AA)	.279	87	351	49	98	18	0	21	60	0	3	3	31	90	5	2	.510	.340	13
	Fresno (AAA)	.295	16	61	10	18	5	0	5	18	0	3	0	9	18	0	0	.623	.370	2
	HOUSTON (AL)	.226	24	62	8	14	4	0	4	7	0	1	1	4	20	1	1	.484	.279	0
2018	HOUSTON (AL)	.175	42	103	9	18	2	0	1	5	0	0	0	10	29	0	0	.223	.248	3
	Fresno (AAA)	.342	85	333	56	114	25	2	17	81	0	5	3	36	69	3	0	.583	.406	4
2019	METS	.307	140	410	65	126	22	1	22	57	0	2	3	38	97	3	0	.527	.369	7
2020	METS	.247	56	190	26	47	9	0	6	19	0	1	7	31	56	0	0	.389	.371	4
2021	METS	.285	73	179	18	51	12	0	5	23	0	2	6	24	68	1	0	.436	.384	4
	Syracuse (AAA)#	.316	14	38	8	12	4	0	4	7	0	0	1	10	14	0	0	.737	.469	2
Minor League Totals		.292	521	2019	315	590	130	7	109	400	0	20	28	213	557	19	7	.526	.364	70
Major League Totals		.271	335	944	126	256	49	1	38	111	0	6	17	107	270	5	1	.446	.354	18

- Rehabilitation Assignment

CAREER PITCHING

YEAR	TEAM	W-L	ERA	G	GS	CG	SHO	SV	IP	H	R	ER	HR	HB	BB	SO	WP	BK
2017	HOUSTON (AL)	0-0	0.00	2	0	0	0	0	1.2	1	0	0	0	0	1	3	0	0
2018	HOUSTON (AL)	0-0	9.00	1	0	0	0	0	1.0	1	1	1	1	0	0	1	0	0
Major League Totals		0-0	3.38	3	0	0	0	0	2.2	2	1	1	1	0	1	4	0	0

CAREER FIELDING

POS	G	PO	A	E	PCT	TC	DP
1B	15	73	8	0	1.000	81	3
3B	160	77	241	15	.955	333	24
OF	92	105	6	3	.974	114	1
P	3	0	0	0	---	0	0

NINE FOR NINE

The Mets' club record for the most hits in consecutive official at-bats is nine, first set by Jose Vizcaino in 1996 and then tied by John Olerud in 1998. Vizcaino's streak began on April 23 with a double against the Reds at Shea. In Jose's next plate appearance, he sacrificed. After that, he hit two singles, a double, two more singles, another double, a single, a triple and then struck out in the ninth inning against Jeff Parrett to end the streak on April 25 at St. Louis.

In 1999, Olerud tied the club record with nine consecutive hits, from his final at-bat on September 16 at Houston to September 20 vs. Florida. The streak came to an end when he grounded to second in the third inning of the Mets' September 22 contest vs. Montreal.

Olerud tied a National League record with his first-inning walk on September 22 vs. Montreal, reaching base 15 straight times dating back to a single in his final at-bat on September 16th at Houston. Barry Bonds reached base 15 straight times from August 31-September 4, 2004 (9-9 with six walks).



JACOB
DEGROM
#48 RHP

HT	6-4	WT	185	BT	L	TH	R
----	-----	----	-----	----	---	----	---

OPENING DAY AGE: 33
 BIRTHDATE: JUNE 19, 1988
 BIRTHPLACE: DELAND, FL
 RESIDES: DELAND, FL
 MLB SERVICE TIME: 7 YEARS, 139 DAYS
 SIGNED BY: STEVE NICHOLS
 HOW OBTAINED: METS NINTH-ROUND PICK IN THE 2010 FIRST-YEAR PLAYER DRAFT
 CONTRACT STATUS: SIGNED THROUGH 2023

CY YOUNG: 2018, 2019 ROOKIE OF THE YEAR: 2014 ALL-STAR: 2015, 2018, 2019, 2021 FIRST TEAM ALL-MLB: 2019, 2020

MEET THE MET

- Played college baseball at Stetson University in his hometown of DeLand, Florida...That school also produced another two-time Cy Young Award winner: Corey Kluber...Kluber won his first AL Cy Young in 2014, the same year deGrom was named NL Rookie of the Year.
- His only home run in college came off seven-time AL All-Star Chris Sale, who was pitching for Florida Gulf Coast University at the time.
- Met his wife, Stacey, at a rodeo...The pair got married two days before winning the 2014 NL Rookie of the Year...They have two children: a son, Jaxon, and a daughter, Aniston.

CAREER HIGHLIGHTS

- Enters the 2022 season ranked first in Mets history in ERA, fourth in strikeouts, eighth in innings and starts, and ninth in wins...Ranks second with 53 double-digit strikeout games (Seaver had 60).
- Named the 2018 and 2019 National League Cy Young Award winner by the BBWAA...Is one of four Mets pitchers to win the award, joining R.A. Dickey (2012), Dwight Gooden (1985) and Tom Seaver (1969, 1973, 1975)...He and Seaver are the only Mets to win it twice...In 2019, became the only Met to win the award in consecutive seasons...Was also named the Players Choice 2018 NL Outstanding Pitcher.
- Is one of three pitchers in baseball history to win multiple Cy Young Awards and to be named Rookie of the Year (Justin Verlander, Tom Seaver)...Is one of seven pitchers, and the third Mets pitcher, to win at least one Cy Young Award and the Rookie of the Year Award.
- Named to the 2015, 2018, 2019, 2021 NL All-Star teams...In the 2015 All-Star Game, struck out the side on 10 pitches, while retiring the side on just seven pitches in 2019...In three All-Star Games, deGrom has allowed just one baserunner, a solo home run to Mike Trout in 2018.
- Named the 2014 NL Rookie of the Year by the BBWAA...Also named The Sporting News NL Rookie of the Year and the Players Choice NL Outstanding Rookie.
- Was the NL Pitcher of the Month in April and June of 2021...Named the National League Rookie of the Month in July and September of 2014.
- Is the only pitcher in major league history with multiple starts with a home run hit and at least 13 strikeouts...Struck out 14 Marlins and hit a solo home run on April 3, 2019 at Marlins Park, and punched out 13 batters and hit a game-tying solo shot on August 23, 2019 vs. Atlanta at Citi Field.
- Named NL Co-Player of the Week, June 1-7, 2015, and June 12-18, 2017...Also NL Co-Player of the Week, July 21-27, 2014.
- Has twice had a scoreless streak of 31.0 innings...Those streaks are tied for the third-longest runs in Mets history...He finished each streak just 2.0 innings shy of the franchise record.

CAREER BESTS

WIN STREAK	8 games
	6/12/17-7/24/17
LOSS STREAK	5 games
	6/23/18-8/3/18
STRIKEOUTS, GAME	15 strikeouts
	4/23/21 vs. Washington
DOUBLE-DIGIT STRIKEOUT GAMES	53 games
	last, 10 strikeouts, 7/7/21 vs. Milwaukee
LONGEST OUTING, STARTER	9.0 innings
	4x, last, 4/23/21 vs. Washington
MOST WALKS, GAME	6 walks
	4/22/17 vs. Washington
SCORELESS STREAK	31.0 innings
	2x, last, 5/25/21-6/26/21
LAST COMPLETE GAME	4/23/21 vs. Washington (Won, 6-0)
LAST COMPLETE-GAME SHUTOUT	4/23/21 vs. Washington (Won, 6-0)
FEWEST HITS, COMPLETE GAME	1 hit
	7/17/16 at Philadelphia (Won, 5-0)
FEWEST WALKS, COMPLETE GAME	0 walks
	2x, last, 4/23/21 vs. Washington

deGROM, JACOB

- His 2.50 career ERA is the second-lowest among all active pitchers with at least 100 starts...Trails only Clayton Kershaw (2.49)...Has a 2.10 ERA in 103 career starts at home, the lowest home ERA among active pitchers (min. 400.0 innings) and the lowest home ERA in franchise history (min 400.0 innings).
- Is 28-13 with a 1.81 daytime ERA (79 earned runs/393.0 innings) in 57 career daytime starts...The 1.81 ERA is the lowest by any player in the daytime since 1913 (min. 200.0 daytime innings pitched).
- His fastball velocity peaked at 102.2 mph (tied for the fastest pitch in the majors in 2020).
- Went over a calendar year between starts in which he allowed more than two earned runs...From September 9, 2019-September 11, 2020, he limited his foe to two earned runs or fewer in 13 consecutive starts, his longest-ever streak.
- Started on Opening Day for the second-straight season...He was the 11th Mets pitcher with multiple Opening Day starts.

2021 SEASON

- Put up one of the best first-half performances in major league history, then spent the entire second half on the Injured List with right forearm tightness...His 1.08 ERA before the All-Star break was the second-best ever, behind only Bob Gibson's 1.06 ERA in his historic 1968 season...His 0.55 first-half WHIP was the best ever...Was shut down for the season on September 28.
- After his final start of the season, July 7, he led the majors with a 1.08 ERA, had an MLB-leading 146 punchouts and paced the majors in several rate stats (14.28 K/9, 1.08 BB/9, 13.27 K/BB, 0.55 WHIP, 3.91 H/9).
- Led the majors (min. 300 batters faced) in opponent average (.129), OBP (.160), SLG (.242) and OPS (.402).
- Struck out nine batters in a row to set a personal best, falling one shy of tying the all-time record of 10 straight strikeouts in a row on April 17 at Colorado.
- Threw a two-hit shutout and struck out a career-high 15 batters on April 23 vs. Washington...Was his second career shutout and his third start in a row with at least 14 strikeouts.
- Tied a career high with 31.0 consecutive scoreless innings from May 25-June 26...The Mets went 7-0 in his starts during that stretch.
- Reached the 100-strikeout mark faster than any starting pitcher in major league history (61.2 IP) according to ESPN Stats & Info.
- Batted .364 (12-33), hitting safely in 10 of his 15 starts... Even though he missed half of the season, still finished the year tied for third among pitchers with 12 hits, tied for fifth with six RBI and tied for ninth with four runs scored.

2020 SEASON

- Finished third in the voting for NL Cy Young, falling just short of a third-straight award.
- Led the NL with 104 strikeouts and a 13.76 K/9...Tied for the league lead in double-digit strikeout games (five)... Finished second in the NL with 2.6 fWAR and ranked third with a 0.96 WHIP and a .565 opponent OPS...His 2.38 ERA was the fourth-best mark in the league.
- Became the fourth Mets pitcher to lead the league in strikeouts in two consecutive seasons, joining Tom Seaver (1970-71 and 1975-76), Dwight Gooden (1984-85) and David Cone (1990-91).

2019 SEASON

- Made four consecutive starts vs. Miami from August 9-31...Per *Elias*, the last pitcher to make four consecutive appearances, all starts, against the same team was Freddie Fitzsimmons (1929 New York Giants vs. Cincinnati).
- Became the first back-to-back National League Cy Young Award winner since Max Scherzer won the award in 2016 and 2017...Became the 11th pitcher to win the award in consecutive seasons and just the 19th pitcher to win the award more than once...Became the second Met to win the honor multiple times (Tom Seaver won it three times) and the first Met to win the award in consecutive seasons...Received 29 of 30 first-place votes for a second-straight season.
- Finished 10th in National League MVP voting...Was the second-consecutive year he placed in the MVP standings.
- Ranked first in the National League in bWAR (7.3), fWAR (7.0), strikeouts (255), opponents slugging percentage (.323), and opponents OPS (.580)...Ranked second in WHIP (0.97), opponents on-base percentage (.257), ERA (2.43), and FIP (2.67)...Also had nine games of double-digit strikeouts, the second-most in the NL... Ranked third in innings pitched (204.0) and home runs allowed per nine innings (0.84).
- Ended the season tossing 23.0 consecutive scoreless innings, the longest season-ending scoreless streak in franchise history.
- Was named to his third All-Star team and his second in a row...Retired all three batters he faced (George Springer, DJ LeMahieu, Mike Trout), striking out Springer and throwing just seven pitches.
- Held his opponents to a .183 (26-142) average with runners in scoring position, the second-best mark in the majors (led NL).
- Became just the third Met ever with multiple seasons of at least 250 strikeouts...He is the only pitcher in franchise history to record a K/9 ratio over 10.0 in three different seasons.
- His 13 hits were tied for the most among pitchers, along with teammate Steven Matz and Zack Greinke...Hit a career-high two home runs.

2018 SEASON

- Was a near-unanimous selection for the NL Cy Young Award, finishing with 29 of 30 first-place votes and 207 of a possible 210 voting points...Became the Mets' fourth winner of the award and first since R.A. Dickey in 2012.
- Finished in fifth place in the NL MVP balloting... Received one first-place vote.
- Led the majors with a 1.70 ERA (41 earned runs/217.0 innings), .521 opponent OPS, 0.41 HR/9 rate, 8.8 *Fangraphs* WAR, 9.2 RA-9 WAR, 1.99 FIP, .277 opponent slugging, 216 ERA+, 2.08 DRA and a 1.87 road ERA... His 269 strikeouts were the second-most in the NL and fourth-most in the majors...Led the NL in home ERA (1.54), opponent OBP (.244) and *Baseball-Reference* WAR (10.0).
- His 1.70 ERA was the second-lowest ERA by a Met in a season behind Dwight Gooden (1.53 ERA in 1985)... Fanned 32.2 percent of the hitters he faced, the highest single-season rate in Mets history.
- Allowed three runs or fewer in each of his last 29 starts, the longest single-season streak in MLB history...Hurled 24 straight quality starts to finish the season, the longest single-season streak in major league history.
- Was named to his second All-Star team (also, 2015)... Became the 13th pitcher in Mets history with multiple All-Star selections...At the All-Star break, had a 1.68 ERA, the second-lowest first-half mark in team history (Dwight Gooden had a slightly better 1.676 ERA in 1985).
- Became the first pitcher in modern major league history (since 1900) to have a sub-2.00 ERA, at least 260 strikeouts, 50 or fewer walks and 10 or fewer home runs allowed...According to *Elias*, was the 10th time since 1920 that a pitcher had at least 200.0 innings and an ERA of 1.70 or lower in a season.
- Held opponents to a .142 (19-134) batting average with RISP, second-lowest in the majors and ninth-lowest since the statistic started being tracked in 1974.
- With 10 strikeouts in his final start of the season, deGrom, reached 1,000 career strikeouts...Reached the milestone faster than any Mets pitcher in club history (897.2 innings, previous fastest was David Cone, who reached 1,000 Ks in 1,048.1 innings).

- Had a career-best 24.1 scoreless inning streak between April 21-May 18.
- Returned from the DL on May 13 at Philadelphia and pitched into and out of a bases-loaded jam in a 1.0-inning start that featured 45 pitches, three walks, two strikeouts and 20 foul balls.
- Went the distance at Philadelphia on August 18, allowing one run, unearned, in the seventh inning...Was his third career complete game.

2017 SEASON

- Was named the National League Player of the Week for the week of June 12-18...Went 2-0 with a 0.53 ERA (one earned run/ 17.0 innings) including a complete game against the Cubs on June 12.
- Hit his first major league home run, an opposite-field shot off the Nationals' Joe Ross, in the third inning on June 18 vs. Washington.

2016 SEASON

- Did not pitch after September 1...Had surgery to reposition the ulnar nerve in his right elbow on September 21.
- Tossed his first career complete game one-hit shutout on July 17 at Philadelphia...Struck out seven and walked one in the 105-pitch effort...The one hit he allowed came on a single by the pitcher, Zach Eflin, in the third inning...It was the fifth time in Mets history that a Mets pitcher pitched a complete game one-hitter where the opposing pitcher came up with the one hit.

2015 SEASON

- Named to the 2015 NL All-Star team...Struck out Oakland's Stephen Vogt, Cleveland's Jason Kipnis, and Detroit's José Iglesias in the sixth inning of the 2015 All-Star Game in Cincinnati...deGrom became the first player in All-Star history to strike out three batters in an inning with 10 pitches or fewer.
- Finished fourth in the NL with a 2.54 ERA, tied for eighth in strikeouts (205), tied for seventh in wins (14) and fifth in opponents batting average against (.215).
- Named co-NL Player of the Week with Clayton Kershaw for the week of June 1-7.
- Retired 23 straight batters after giving up a one-out single to Matt Carpenter in the first inning on May 21 vs. St. Louis.

CONSECUTIVE CY YOUNG AWARDS

Eleven pitchers (12 occurrences) have won the Cy Young Award in consecutive seasons:

Pitcher	Years	League/Club	Pitcher	Years	League/Club
Jacob deGrom	2018-19	NL/Mets	Roger Clemens (2)	1997-98	AL/Toronto
Max Scherzer	2016-17	NL/Washington	Greg Maddux	1992-95	NL/CHC & ATL
Clayton Kershaw	2013-14	NL/Los Angeles	Roger Clemens	1986-87	AL/Boston
Tim Lincecum	2008-09	NL/San Francisco	Jim Palmer	1975-76	AL/Baltimore
Randy Johnson	1999-2002	NL/Arizona	Denny McLain	1968-69	AL/Detroit
Pedro Martinez	1999-2000	AL/Boston	Sandy Koufax	1965-66	NL/Los Angeles

POSTSEASON

- Won each of his first three starts (Game 1 NLDS, Game 5 NLDS and Game 3 NLCS)...Was the second starter in Mets franchise history to win three consecutive postseason starts, joining Jerry Koosman who did so spanning the 1969 and 1973 postseasons.
- Had 29 strikeouts, the third-most in franchise history for a single postseason, trailing only Tom Seaver in 1973 (35) and Al Leiter in 2000 (31).
- Won three road games, matching a major league record for most wins on the road in a single postseason, joining Madison Bumgarner (2014), Cliff Lee (2010), Freddy Garcia (2005) and John Smoltz (1996)...Stephen Strasburg (2019) and Framber Valdez (2020) have since tied the mark.
- Tied a postseason franchise record with 13 strikeouts in Game 1 of the NLDS at Los Angeles...Tom Seaver also struck out 13 in Game 1 of the 1973 NLCS at Cincinnati...Became the first pitcher in major league history to record six strikeouts in the first 2.0 innings of his postseason debut.

2014 SEASON

- Named the NL Rookie of the Year by the Baseball Writer's Association of America...Was the fifth Mets player to receive the honor...Also named the *Sporting News* NL Rookie of the Year and the Player's Choice NL Outstanding Rookie.
- Began the year with Las Vegas (AAA) of the Pacific Coast League before being recalled on May 13...Went on to make 22 starts, and win the NL Rookie Triple Crown, leading in strikeouts (144), ERA (2.69) and tying for the league lead with nine wins.
- Was named the NL Rookie of the Month for July and September, becoming the second Mets player to earn the award since the award was established in 2003 (Justin Turner, May 2011).
- Was co-NL Player of the Week for July 21-July 27, going 2-0 with 0.68 ERA during the period.
- Registered eight consecutive strikeouts to begin his start on September 15 vs. Miami...At the time, that tied Houston's Jim Deshaies for the all-time record...Pete Falcone held the old Mets record (six, May 1, 1980 vs. Philadelphia)...The record has since been broken in 2021 by Miami's Pablo López.

- Established a rookie franchise-record, hurling 67.1 innings from June 5-August 7 without allowing a home run.
- Went 7.0 innings and allowed one run, earned, with six strikeouts in his debut on May 15 vs. New York (AL)...The 7.0 innings tied the longest outing by a Mets pitcher in his debut since 1982, when Brent Gaff tossed 7.2 innings, losing 3-2 to San Francisco despite allowing three unearned runs on July 7, 1982.
- Won his first major league game on June 21 at Miami with 7.0 shutout innings.
- Pitched 6.2 no-hit innings in his start on August 2 vs. San Francisco...It was the third-longest no-hit bid by a rookie in franchise history.

2011 SEASON

- Missed the entire year after undergoing Tommy John surgery.

BACKGROUND

- Jacob Anthony deGrom graduated from Cavalry Christian Academy (FL) where he played baseball and basketball...Helped his team win the American Legion State Championship in 2006.
- Attended Stetson University (FL)...Played third base and shortstop his first two years before converting to a pitcher as a junior in 2010...Was 4-5 with two saves in 17 games (12 starts) as a junior.
- Participated in a PSA urging fans to stay home in 2020 and help flatten the curve during the COVID-19 pandemic.
- Was the guest speaker at the annual St. John's baseball dinner on January 22, 2014.
- Was honored by the New York Chapter of the BBWAA, along with teammates Matt Harvey, Steven Matz and Noah Syndergaard, as the "Toast of the Town" at the organization's annual dinner in Manhattan on January 23, 2016.
- Was honored as the 2018 New York Player of the Year by the New York Chapter of the BBWAA, at the organization's annual dinner in Manhattan on January 26, 2019.

METS CY YOUNG AWARD WINNERS

Four Mets pitchers have won the National League Cy Young Award: Tom Seaver, who earned the honor three times between 1969-1975, Jacob deGrom, who won in back-to-back seasons in 2018-2019, Dwight Gooden and R.A. Dickey. Below are their statistics from their Cy Young Award-winning seasons:

Pitcher	Year	W-L	ERA	SO	WHIP	Pitcher	Year	W-L	ERA	SO	WHIP
Seaver	1969	25-7	2.21	208	1.04	Dickey	2012	20-6	2.73	230	1.05
Seaver (2)	1973	19-10	2.08	251	0.98	deGrom	2018	10-9	1.70	269	0.91
Seaver (3)	1975	22-9	2.38	243	1.09	deGrom (2)	2019	11-8	2.43	255	0.97
Gooden	1985	24-4	1.53	268	0.97						

CAREER TRANSACTIONS

- Selected by the New York Mets in the ninth round (272nd overall) of the 2010 First-Year Player Draft.
- On the 15-Day Disabled List, August 8-August 23, 2014, with right rotator cuff tendinitis.
- On the Bereavement/Family Medical Emergency List, April 16-23, 2016.
- On the 10-Day Disabled List, May 6, (retroactive to May 3) to May 13, 2018, with a hyperextended right elbow.

- On the 10-Day Injured List from April 20, (retroactive to April 16) to April 26, 2019, with right elbow soreness.
- On the 10-Day Injured List, May 11-25, 2021, with right side tightness.
- On the 10-Day Injured List, July 18, 2021, with right forearm tightness...Transferred to the 60-Day IL on August 20...Missed the rest of the 2021 season.

CAREER STATISTICS

YEAR	TEAM	W-L	ERA	G	GS	CG	SHO	SV	IP	H	R	ER	HR	HB	BB	SO	WP	BK	
2010	Kingsport (R)	1-1	5.19	6	6	0	0	0	26.0	35	15	15	2	0	6	22	1	0	
2011		DID NOT PITCH - INJURED																	
2012	Savannah (A)	6-3	2.51	15	15	0	0	0	89.2	77	33	25	3	1	14	78	2	1	
	St. Lucie (A)	3-0	2.08	4	4	0	0	0	21.2	14	5	5	1	1	6	18	3	0	
2013	St. Lucie (A)	1-0	3.00	2	2	0	0	0	12.0	12	4	4	1	1	2	13	1	0	
	Binghamton (AA)	2-5	4.80	10	10	0	0	0	60.0	69	38	32	4	2	20	44	3	1	
	Las Vegas (AAA)	4-2	4.52	14	14	0	0	0	75.2	87	41	38	6	1	24	63	3	0	
2014	Las Vegas (AAA)	4-0	2.58	7	7	0	0	0	38.1	39	13	11	2	1	10	29	2	0	
	METS	9-6	2.69	22	22	0	0	0	140.1	117	44	42	7	1	43	144	1	0	
2015	METS	14-8	2.54	30	30	0	0	0	191.0	149	59	54	16	2	38	205	6	0	
2016	METS	7-8	3.04	24	24	1	1	0	148.0	142	53	50	15	3	36	143	4	0	
2017	METS	15-10	3.53	31	31	1	0	0	201.1	180	87	79	28	2	59	239	7	0	
2018	METS	10-9	1.70	32	32	1	0	0	217.0	152	48	41	10	5	46	269	2	0	
2019	METS	11-8	2.43	32	32	0	0	0	204.0	154	59	55	19	7	44	255	2	0	
2020	METS	4-2	2.38	12	12	0	0	0	68.0	47	21	18	7	0	18	104	4	0	
2021	METS	7-2	1.08	15	15	1	1	0	92.0	40	14	11	6	1	11	146	0	0	
	St. Lucie (A)#	0-0	0.00	1	1	0	0	0	3.0	0	0	0	0	0	0	8	0	0	
Minor League Totals		21-11	3.59	59	59	0	0	0	326.1	333	149	130	19	7	82	275	15	2	
Major League Totals		77-53	2.50	198	198	4	2	0	1261.2	981	385	350	108	21	295	1505	26	0	

CAREER PLAYOFF STATISTICS

YEAR	RND	TEAM/OPP	W-L	ERA	G	GS	CG	SHO	SV	IP	H	R	ER	HR	HB	BB	SO	WP	BK
2015	NLDS	NYM vs. LAD	2-0	1.38	2	2	0	0	0	13.0	11	2	2	0	0	4	20	0	0
	NLCS	NYM vs. CHC	1-0	2.57	1	1	0	0	0	7.0	4	2	2	2	0	1	7	0	0
	WS	NYM vs. KC	0-1	7.20	1	1	0	0	0	5.0	6	4	4	0	0	3	2	0	0
Postseason Totals			3-1	2.88	4	4	0	0	0	25.0	21	8	8	2	0	8	29	0	0

ALL-STAR GAME

YEAR	LEAGUE/SITE	W-L	ERA	G	GS	CG	SHO	SV	IP	H	R	ER	HR	HB	BB	SO	WP	BK	
2015	NL/CINCINNATI	0-0	0.00	1	0	0	0	0	1.0	0	0	0	0	0	0	3	0	0	
2018	NL/WASHINGTON	0-0	9.00	1	0	0	0	0	1.0	1	1	1	1	0	0	1	0	0	
2019	NL/CLEVELAND	0-0	0.00	1	0	0	0	0	1.0	0	0	0	0	0	0	1	0	0	
2021	NL/COLORADO	DID NOT PITCH																	
All-Star Game Totals		0-0	3.00	3	0	0	0	0	3.0	1	1	1	1	0	0	5	0	0	

CAREER FIELDING

POS	G	PO	A	E	PCT	TC	DP
P	198	101	153	5	.981	259	12

INDIVIDUAL SCORELESS STREAKS

	Player	Year	Innings	Player	Year	Innings	
1.	R.A. Dickey	2012	32.2	3.	Dwight Gooden	1984	31.0
2.	Jerry Koosman	1973	31.2		Tom Seaver	1971	31.0
3.	Jacob deGrom	2021	31.0	6.	Tom Seaver	1975	28.0
	Jacob deGrom	2019-2020	31.0	7.	Jesse Orosco	1983	27.2
	Bartolo Colón	2015	31.0	8.	Pat Zachry	1980	27.0



EDWIN
DÍAZ
#39 RHP

@sugardiaz39

@SugarDiaz39

HT	6-3	WT	207	BT	R	TH	R
----	-----	----	-----	----	---	----	---

OPENING DAY AGE: 28
 BIRTHDATE: MARCH 22, 1994
 BIRTHPLACE: HUMACAO, PUERTO RICO
 RESIDES: HUMACAO, PUERTO RICO
 MAJOR LEAGUE SERVICE TIME: 5 YEARS, 121 DAYS
 SIGNED BY: NOEL SEVILLA [SEATTLE]
 HOW OBTAINED: ACQUIRED FROM SEATTLE IN A SEVEN-PLAYER DEAL ON DECEMBER 3, 2018
 CONTRACT STATUS: FREE AGENT AFTER 2022

★ ALL-STAR : 2018 🏆 RELIEVER OF THE YEAR: 2018 (AL) 🏆 MLB SAVES LEADER: 2018

MEET THE MET

- Is nicknamed "Sugar"...Received the moniker when his high school travel team watched the baseball movie "Sugar" and decided that Díaz resembled the Dominican title character.
- Aided with relief following a string of earthquakes in Puerto Rico in early 2020, shopping for supplies and driving two hours across the island with members of his extended family to Peñuelas to distribute water, paper towels, toiletries and first-aid kits...Also helped with relief efforts in Puerto Rico after the 2017 season following Hurricane Maria, which struck the island in September 2017.
- After the 2019 season, he sent videos of his bullpen sessions to Hall of Famer Pedro Martínez...Martínez offered advice about his mechanics via FaceTime.
- Keeps an entire bucket of bubble gum in his locker.

CAREER HIGHLIGHTS

- Is the only pitcher in major league history to begin his career with four seasons with at least 50.0 innings and a strikeouts per nine innings ratio of 12.0 or better.
- Ranks second among relievers with 173 saves since 2016 and leads that group with 539 strikeouts in the last six seasons.
- Saved 57 games in 2018, tied for the second-most saves in a single season in MLB history...That season, was named the Mariano Rivera AL Reliever of the Year and earned AL All-Star honors for the first time in his career.
- Is one of 14 pitchers with a 50-save season and one of five to lock down at least 55 saves in one season.
- Is the youngest pitcher in MLB history to record a 50-save season...Had 57 saves in his age-24 season.
- Is one of three pitchers to rack up at least 100 saves in his first three seasons...Is tied for sixth all-time with 173 saves through his sixth career season.
- Was the fourth-fastest pitcher to reach his 300th career strikeout (190.2 innings)...Needed just 249.0 innings to reach 400 career strikeouts, the third-fastest by any pitcher...Only Craig Kimbrel (236.1 innings) and Aroldis Chapman (238.0) were faster...He reached the 500-strikeout mark in 310.0 innings, the fifth-fewest IP all-time.

2021 SEASON

- Had a career-high five wins...Reached the 30-save mark for the third time in his career...Became the seventh Mets relief pitcher to record 30 or more saves in a single season.
- Ranked fifth in the National League and seventh in the majors with 32 saves...Was fifth in the National League and 12th in the majors among relief pitchers with 89 strikeouts.
- Became the eighth reliever in Mets history to have multiple seasons with 25 or more saves, joining John Franco, Armando Benitez, Billy Wagner, Braden Loper, Francisco Rodríguez, Tug McGraw and Jeurys Familia.
- Held left-handed batters to a .165 (18-109) batting average, fifth-lowest in the National League and tied for the ninth-lowest in the majors among right-handed relief pitchers (min. 50 games in relief).

CAREER BESTS

WIN STREAK

2 games

3x, last, 7/31/21-9/3/21

LOSS STREAK

6 games

5/2/18-5/1/19

STRIKEOUTS, GAME

5 strikeouts

6/14/16, Seattle at Tampa Bay

LONGEST OUTING

2.2 innings

6/14/16, Seattle at Tampa Bay

MOST WALKS, GAME

4 walks

5/15/17, Seattle vs. Oakland

SCORELESS STREAK

16.0 innings

9/8/17-4/21/18

- Recorded his 500th career strikeout on July 11 vs. Pittsburgh.
- Did not allow a home run in his first 36 games (36.0 innings)...Was part of a streak of 49.0 innings without allowing a home run dating back to August 31, 2020.
- Led the majors with 57 saves, tied for the second-highest single-season total in MLB history...Only Francisco Rodríguez (62 in 2008) had more in a season...Ranked second among all relievers with 124 strikeouts.
- His 3.5 *Fangraphs* WAR was the seventh-highest by a reliever since the 2000 season.

2020 SEASON

- Had 50 strikeouts in 25.2 innings...Was third among major league relievers in strikeouts...Averaged a career-best 17.53 strikeouts per nine innings, which was third among relievers (min. 15.0 innings).
- Was second among major league relievers with a 1.75 ERA and 11th with a .191 batting average against (min. 25.0 innings).
- Tossed 11.0 consecutive scoreless innings from August 31-September 22 and allowed one earned run over his final 12.2 innings (0.71 ERA)...After allowing two earned runs in his first three appearances (2.1 innings), yielded just three earned runs for the rest of the season (23.1 innings), good for a 1.16 ERA from August 2 through the end of the season.
- Had at least one strikeout in 24 of his 26 appearances and two or more strikeouts in 16 of those outings...Struck out 50 of the 110 batters he faced (Mets-record 45.5 percent strikeout rate, min. 25.0 innings).
- Led AL relievers with 124 strikeouts...Struck out 44.3 percent (124 strikeouts/280 BF) of batters he faced in 2018, the second-best mark among relievers behind Milwaukee's Josh Hader.
- Was the second pitcher in MLB history to compile at least 50 saves and 100 strikeouts in the same season...Joined Eric Gagne, who did so in consecutive years (2002-2003).
- With 124 strikeouts and 17 walks, became only the 18th reliever in Major League history with a season with at least 100 more strikeouts than walks...Josh Hader (143 strikeouts, 30 walks) also accomplished this feat in 2018.
- Retired all three batters faced in 33 of 69 (48 percent) appearances of exactly 1.0 inning.
- Earned the win in the 2018 All-Star Game.

2019 SEASON

- Struck out 99 batters in 58.0 innings...Recorded each out in an outing via strikeout 18 times.
- Notched his first save as a Met in his team debut on Opening Day at Nationals Park, preserving a 2-0 Mets victory with a strikeout.
- His final strikeout of the season was his 400th of his career.
- Had the ninth-most saves in the NL (26).

2018 SEASON

- Was named the Mariano Rivera AL Reliever of the Year and earned AL All-Star honors for the first time in his career.
- Finished eighth in the AL Cy Young Award balloting... Also received five votes for the AL MVP Award and finished 18th.
- Was a four-time AL Reliever of the Month honoree, taking the award in April, June, July and August...Was the first non-rookie to win at least four monthly awards in a season since Pedro Martínez earned four AL Pitcher of the Month honors in 1999.
- Went 57-61 (93.4 percent) in save opportunities, while posting a record of 0-4 with a 1.96 ERA (16 earned runs/73.1 innings) with 124 strikeouts and 17 walks in 73 relief appearances with Seattle...Successfully converted 28 consecutive save opportunities from June 2-August 15...Was the longest streak in the majors in 2018.

2017 SEASON

- His 34 saves were tied for fourth-most in the AL.
- In 35 road games, was 25-27 in save chances with a 1.24 ERA (five earned runs/36.1 innings) with 54 strikeouts... Had a 5.76 ERA (19 earned runs/29.2 innings) in 31 home games.
- Named AL Reliever of the Month for July, going 0-1 with eight saves and a 1.98 ERA (three earned runs/13.2 innings) with 21 strikeouts in 13 games.

2016 SEASON

- After becoming the closer on August 1 through the end of the season, had a major league-leading 18 saves in 21 chances with a 3.71 ERA (11 earned runs/26.2 innings) and 39 strikeouts.
- Successfully converted his first 11 save chances, the longest career-opening streak in the majors since the Angels' Ernesto Frieri went 12-for-his-first-12 in save opportunities in 2012.
- Notched his first major league save and struck out three on August 2 vs. Boston.
- Recorded his first 50 career strikeouts in 25.1 innings, the fastest of any pitcher to make his Major League debut since 1893...Research courtesy of *Elias*.

- Struck out 15.33 batters per nine innings, the second-best rate among all relievers behind the Yankees' Dellin Betances (15.53) and the eighth-best mark in MLB history...Was the second-best K/9 ratio by a rookie reliever in MLB history, trailing the Dodgers' Kenley Jansen (16.10, 2011).
- Had his contract selected from Jackson (AA) on June 4...Made his MLB debut on June 6 vs. Cleveland.

MINOR LEAGUE REVIEW

- **2015:** Was a member of the World Team in the 2015 SiriusXM MLB Futures Game...Among all minor league players, ranked ninth in strikeouts per nine innings (9.23) and tied for 13th in strikeouts (145).
- **2014:** Was named the top starting pitcher in Seattle's organization...Allowed two earned runs or fewer in 17 of his 24 starts.
- **2013:** Was named Appalachian League Pitcher of the Year...Led the league in ERA (1.43), WHIP (0.91) and strikeouts (79)...Was named Appalachian League Pitcher of the Week, June 24-30.
- **2012:** Began his pro career with the AZL Mariners (R).

BACKGROUND

- Edwin Orlando Díaz graduated from Caguas Military Academy in 2012.
- Has organized baseball clinics for kids as part of his Edwin Díaz Baseball Academy in his hometown...Robinson Canó has participated in some of the clinics.
- After being introduced as a member of the Mets on December 4, 2018, served as one of Santa's elves during the Kids Holiday Party as part of MetsGiving, handing out gifts to local schoolchildren.

CAREER TRANSACTIONS

- Selected by Seattle in the third round of the 2012 MLB First-Year Player Draft.
- Acquired by the New York Mets from Seattle along with INF Robinson Canó and cash considerations in exchange for OF Jay Bruce, RHP Anthony Swarzak, RHP Gerson Bautista, RHP Justin Dunn and OF Jarred Kelenic on December 3, 2018.
- On the Paternity List, August 4-6, 2021.

CAREER STATISTICS

YEAR TEAM	W-L	ERA	G	GS	CG	SHO	SV	IP	H	R	ER	HR	HB	BB	SO	WP	BK
2012 AZL Mariners(R)	2-1	5.21	9	1	0	0	0	19.0	12	13	11	2	5	17	20	0	0
2013 Pulaski (R)	5-2	1.43	13	13	0	0	0	69.0	45	14	11	5	4	18	79	2	0
2014 Clinton (A)	6-8	3.34	24	24	1	1	0	116.0	96	50	43	5	10	42	111	5	2
2015 Bakersfield (A)	2-0	1.70	7	7	0	0	0	37.0	21	7	7	3	4	9	42	2	0
Jackson (AA)	5-10	4.57	20	20	0	0	0	104.1	102	56	53	5	7	37	103	2	1
2016 Jackson (AA)	3-3	2.21	16	6	0	0	1	40.2	32	13	10	3	2	7	54	2	1
SEATTLE (AL)	0-4	2.79	49	0	0	0	18	51.2	45	16	16	5	3	15	88	6	1
2017 SEATTLE (AL)	4-6	3.27	66	0	0	0	34	66.0	44	28	24	10	3	32	89	3	1
2018 SEATTLE (AL)	0-4	1.96	73	0	0	0	57	73.1	41	17	16	5	6	17	124	3	1
2019 METS	2-7	5.59	66	0	0	0	26	58.0	58	36	36	15	4	22	99	3	0
2020 METS	2-1	1.75	26	0	0	0	6	25.2	18	6	5	2	2	14	50	1	0
2021 METS	5-6	3.45	63	0	0	0	32	62.2	43	27	24	3	9	23	89	5	1
Minor League Totals	23-24	3.15	89	71	1	1	1	386.0	308	153	135	23	32	130	409	13	4
Major League Totals	13-28	3.23	343	0	0	0	173	337.1	249	130	121	40	27	123	539	21	4

ALL-STAR GAME

YEAR LEAGUE/SITE	W-L	ERA	G	GS	CG	SHO	SV	IP	H	R	ER	HR	HB	BB	SO	WP	BK
2018 AL/WASHINGTON	1-0	18.00	1	0	0	0	0	1.0	1	2	2	1	0	1	2	0	0

WORLD BASEBALL CLASSIC

YEAR CLUB	W-L	ERA	G	GS	CG	SHO	SV	IP	H	R	ER	HR	HB	BB	SO	WP	BK
2017 Puerto Rico	1-0	3.38	4	0	0	0	2	5.1	2	2	2	0	0	4	9	0	0

CAREER FIELDING

POS	G	PO	A	E	PCT	TC	DP
P	343	11	19	2	.938	32	0



YENNSY
DÍAZ
#64 RHP

@YennysDiaz

@YennysDiaz

HT	6-0	WT	216	BT	R	TH	R
----	-----	----	-----	----	---	----	---

OPENING DAY AGE: 25
BIRTHDATE: NOVEMBER 15, 1996
BIRTHPLACE: AZUA, DR
RESIDES: CENTRO DEL PUEBLO, DR
MLB SERVICE TIME: 1 YEAR, 103 DAYS
SIGNED BY: ISMAEL CRUZ & SANDY ROSARIO (TORONTO)
HOW OBTAINED: ACQUIRED FROM TORONTO IN A FOUR-PLAYER TRADE ON JANUARY 27, 2021
CONTRACT STATUS: ARBITRATION ELIGIBLE AFTER 2022. FREE AGENT AFTER 2025

DÍAZ, YENNSY

MEET THE MET

- His nickname, La Bazuca, means "The Bazooka" in Spanish.
- His favorite player growing up was Hall of Fame pitcher Pedro Martínez.

2021 SEASON

- Recalled for the first time on May 21 from Syracuse (AAA)...Optioned on May 29...Also was with the Mets from June 19-20, June 21-23, July 4-August 18, August 20-23, August 31-September 1 and September 2-14.
- Posted a 2.13 ERA (three earned runs/12.2 innings) from July 19-August 14 (10 games).
- Recorded a 0.96 ERA (one earned run/9.1 innings) in seven road contests.
- Suffered his first major league loss on June 22 at Atlanta.

2020 SEASON

- Spent the entire season on the Injured List with a right lat strain...Made a few rehab outings at Toronto's alternate site near the end of the season.
- Pitched for Estrellas de Oriente in the Dominican Winter League...Allowed two runs, earned, in three relief appearances (3.2 innings) with four strikeouts and no walks.

2019 SEASON

- Recalled from New Hampshire (AA) on August 3 and made his major league debut as a reliever the next day at Baltimore (0.2 IP, H, 2 ER, 4 BB).
- Was optioned on August 5...Recalled again September 25 but did not pitch again.

MINOR LEAGUE REVIEW

- **2019:** Tied for third in the Eastern League with 11 wins... Was fifth in innings pitched (144.1) and tied for ninth in strikeouts (116).
- **2018:** Was the Midwest League Player of the Month for April, going 3-0 with a 0.31 ERA (one earned run/28.2 innings) in five starts.
- **2017:** Was used exclusively as a starter for the first time in his career...Fanned 82 batters in 77.0 innings.
- **2015:** Began his professional career with the DSL Blue Jays (R)...Joined the GCL Blue Jays (R) later in the summer.

BACKGROUND

- Yennys Manuel Díaz was signed as an 18-year-old by Toronto out of the Dominican Republic.

CAREER TRANSACTIONS

- Signed by the Toronto Blue Jays as a non-drafted free agent on July 3, 2014.
- On the 60-Day Injured List, March 15, 2020, with a right lat strain...Missed the entire 2020 season.
- Acquired by the New York Mets along with RHPs Sean Reid-Foley and Josh Winckowski from Toronto in exchange for LHP Steven Matz on January 27, 2021.

CAREER STATISTICS

YEAR	TEAM	W-L	ERA	G	GS	CG	SHO	SV	IP	H	R	ER	HR	HB	BB	SO	WP	BK
2015	DSL Blue Jays (R)	3-3	1.93	10	6	0	0	0	37.1	30	14	8	0	1	16	39	4	0
	GCL Blue Jays (R)	1-1	4.74	5	3	0	0	1	19.0	24	11	10	0	0	7	19	3	0
2016	Bluefield (R)	4-6	5.79	12	10	0	0	0	56.0	59	39	36	9	2	27	48	5	1
2017	Lansing (A)	5-2	4.79	16	16	0	0	0	77.0	71	41	41	10	2	41	82	4	0
2018	Lansing (A)	5-1	2.08	9	9	0	0	0	47.2	22	14	11	4	1	25	42	4	0
	Dunedin (A)	5-4	3.52	18	16	0	0	0	99.2	91	42	39	5	2	28	83	5	1
2019	New Hampshire (AA)	11-9	3.74	26	24	1	1	0	144.1	125	71	60	12	9	53	116	9	1
	TORONTO (AL)	0-0	27.00	1	0	0	0	0	0.2	1	2	2	0	0	4	0	0	0
2020									DID NOT PITCH - INJURED									
2021	METS	0-2	5.40	20	0	0	0	0	25.0	25	16	15	5	1	12	21	0	0
	Syracuse (AAA)	0-3	6.75	15	0	0	0	1	17.1	14	16	13	5	0	9	19	5	0
Major League Totals		0-2	5.96	21	0	0	0	0	25.2	26	18	17	5	1	16	21	0	0
Minor League Totals		34-29	3.94	111	84	1	1	2	498.1	436	248	218	45	17	206	448	39	3

CAREER FIELDING

POS	G	PO	A	E	PCT	TC	DP
P	21	1	2	0	1.000	3	0

I-O LOSSES DECIDED BY A HOME RUN

Date	Opponent	Inning	Opponent Batter	Mets Pitcher
7/10/63	vs. Los Angeles	8	Johnny Roseboro	Carl Willey
7/27/63	at Houston	8	Johnny Bateman	Roger Craig
9/2/63 (2)	vs. Cincinnati	1	Pete Rose	Jay Hook
5/5/65	vs. Philadelphia	6	Jim Bunning*	Warren Spahn
5/28/66	vs. Philadelphia	7	Bill White	Bob Friend
4/13/68	at Los Angeles	2	Ron Fairly	Don Cardwell
8/17/68	vs. Houston	6	Jimmy Wynn	Jim McAndrew
5/20/71	at Philadelphia	2	Deron Johnson	Gary Gentry
9/16/71	vs. Chicago	8	Juan Pizarro*	Tom Seaver
4/17/73	vs. Chicago	4	Rick Monday	Tom Seaver
6/7/74	at Houston	2	Lee May	Harry Parker
7/17/76	vs. Houston	1	Cesar Cedeño	Tom Seaver
7/28/76	vs. Pittsburgh	13	Richie Hebner	Ken Sanders
4/26/78	vs. Pittsburgh	11	Ed Ott	Bob Myrick
6/4/80	vs. St. Louis	10	Ken Reitz	Neil Allen
6/8/85	vs. St. Louis	9	Tommy Herr	Tom Gorman
9/11/85	vs. St. Louis	10	Cesar Cedeño	Jesse Orosco
7/28/90	vs. St. Louis	7	Willie McGee	David Cone
9/9/97	vs. Philadelphia	8	Rico Brogna	Dave Mlicki
6/16/03	at Florida	3	Ivan Rodriguez	Tom Glavine
9/18/03	vs. Montreal	3	Todd Zeile	Steve Trachsel
9/19/04	at Pittsburgh	3	Humberto Cota	Aaron Heilman
4/9/16	vs. Philadelphia	5	Ryan Howard	Bartolo Colon
9/14/16	at Washington	7	Wilson Ramos	Fernando Salas
5/1/19	vs. Cincinnati	9	José Iglesias	Edwin Díaz
6/21/21 (G2)	vs. Atlanta	5	Ronald Acuña Jr.	Miguel Castro

* Pitcher



**NICK
DINI**
#83

NON-ROSTER INVITE

@eywho_dini
@nickdini11

HT	5-9	WT	191	BT	R	TH	R
----	-----	----	-----	----	---	----	---

OPENING DAY AGE: 28
BIRTHDATE: JULY 27, 1993
BIRTHPLACE: MONROE, NJ
RESIDES: MONROE, NJ
MLB SERVICE TIME: 0 YEARS, 53 DAYS
SIGNED BY: BOBBY GANDOLFO (KANSAS CITY)
HOW OBTAINED: SIGNED AS A MINOR LEAGUE FREE AGENT ON NOVEMBER 29, 2021
CONTRACT STATUS: SIGNED THROUGH 2022

MEET THE MET

- Was named 2015 Northeast Conference Player of the Year, Wagner College's first-ever NEC Player of the Year.

2019 SEASON

- Selected from Omaha (AAA) on August 8 and made his major league debut that night in Detroit, going 1-3 with a walk, singling off Matt Hall in the sixth for his first big league hit.
- Lined out as a pinch-hitter to begin the 10th inning of the August 7 suspended game in Boston, which was resumed on August 22...This means he technically first appeared in a big league game on August 7, the day before his first call-up.
- Hit his first major league home run on August 19 in Baltimore off Gabriel Ynoa with several friends and family from Monroe, New Jersey in attendance.

MINOR LEAGUE REVIEW

- 2021:** Missed the first month and a half of the season with a back injury...Put up an .851 OPS in 98 PA.
- 2020:** Spent the year at the Royals' Alternate Site in Kansas City, Kansas.

- 2019:** Was an *MiLB.com* Organizational All-Star... Named Omaha Hitter of the Year by the local media... Hit a career-high 13 home runs.
- 2018:** Opened the year at Omaha (AAA), his first Triple-A experience, before being sent to Northwest Arkansas (AA)...Threw out 23-of-62 would-be basestealers (37.1%)... Named a Texas League mid-season All-Star.
- 2017:** Named an *MiLB.com* Organizational All-Star... Threw out 20 would-be basestealers in 65 attempts (30.8%).
- 2016:** Played at four different levels after opening the year at Lexington (A)...Limited to just 20 games due to injury.
- 2015:** Began pro career with Idaho Falls (R).

BACKGROUND

- Nicholas Carl Dini graduated from Monroe Township (NJ) High School before attending Wagner College (NY) in Staten Island.

CAREER TRANSACTIONS

- Selected by the Kansas City Royals in the 14th round of the 2015 First-Year Player Draft.
- Signed by the Mets as a minor league free agent on November 29, 2021.

CAREER STATISTICS

YEAR	CLUB	AVG	G	AB	R	H	2B	3B	HR	RBI	SH	SF	HB	BB	SO	SB	CS	SLG	OBP	E
2015	Idaho Falls (R)	.316	42	155	31	49	11	0	4	29	2	2	2	16	17	2	0	.465	.383	2
2016	Lexington (A)	.333	2	3	1	1	0	0	0	0	0	0	1	0	2	0	0	.333	.500	1
	Wilmington (A)	.208	7	24	2	5	1	0	0	1	0	0	1	0	3	0	0	.250	.240	3
	AZL Royals (R)	.400	2	5	0	2	0	0	0	1	0	0	1	0	0	2	0	.400	.500	1
	Idaho Falls (R)	.378	9	37	7	14	2	0	0	7	0	0	0	2	3	1	1	.432	.410	3
2017	Lexington (A)	.283	24	92	19	26	10	0	2	11	0	1	1	5	8	2	0	.457	.323	2
	NW Arkansas (AA)	.310	64	216	22	67	9	0	2	25	1	2	9	17	26	8	2	.380	.381	6
2018	Omaha (AAA)	.333	14	39	4	13	4	0	3	6	0	0	0	1	5	0	0	.667	.350	3
	NW Arkansas (AA)	.239	80	280	40	67	10	0	8	37	1	3	8	12	64	7	1	.361	.287	2
2019	Omaha (AAA)	.296	58	186	34	55	11	0	13	36	2	2	2	21	29	7	2	.565	.370	5
	KANSAS CITY (AL)	.196	20	56	11	11	3	0	2	6	1	1	2	4	18	0	0	.357	.270	1
2021	Omaha (AAA)	.303	26	89	10	27	5	0	4	16	0	1	3	5	18	1	0	.494	.357	0
	Minor League Totals	.290	328	1126	170	326	63	0	36	169	6	11	28	79	175	30	6	.441	.348	22

DINI, NICK



EDUARDO ESCOBAR

#10 INF

@eduardoescobar5

@escobardelapica

HT	5-10	WT	199	BT	S	TH	R
----	------	----	-----	----	---	----	---

OPENING DAY AGE: 33
 BIRTHDATE: JANUARY 5, 1989
 BIRTHPLACE: VILLA DE CURA, VENEZUELA
 RESIDES: SCOTTSDALE, AZ
 MLB SERVICE TIME: 9 YEARS, 128 DAYS
 SIGNED BY: CHICAGO-AL
 HOW OBTAINED: SIGNED AS A FREE AGENT ON DECEMBER 1, 2021
 CONTRACT STATUS: SIGNED THROUGH 2023

★ ALL-STAR : 2021

MEET THE MET

- Is a fan of the Brazilian steakhouse, Fogo de Chão, and commonly uses the hashtag #FogoPower on social media in reference to hitting home runs...Visited the restaurant shortly after signing with the Mets...Hosted fundraiser dinners at the Scottsdale location in 2018 and 2019, with proceeds benefiting the Eduardo Escobar Foundation...Proposed to his wife at the downtown Minneapolis location.
- Started the Eduardo Escobar Foundation, which provides food, medical supplies, basic necessities and baseball equipment in Venezuela.
- Changes his cleats after each bad at bat...Has approximately 15 pairs of cleats in his locker at any given time.
- Married to his wife, Eucaris...He has five children, four sons, Eduardo Jr., Raul, Jose Emmanuel and Diego, and a daughter, Isadora.
- Is childhood friends with Miguel Cabrera.
- His mom wanted him to study instead of playing baseball, so she would hide his equipment to prevent him from playing.
- Snuck out of school during recess to watch the Tigres de Aragua play at their nearby ballpark.
- Pitched as a teenager until he tried out for the White Sox as a shortstop in Caracas in December of 2006.
- Is afraid of cats...Did not let this interfere with his relationship with the D-backs mascot, Baxter, during his years in Arizona.
- Frequently listens to American music to help improve his English.
- Was discovered at 19 years old by former White Sox manager Ozzie Guillén while taking grounders on a back field in Tucson, Arizona... Guillén stopped by on an off day in May to watch his son, Oney, who had been playing shortstop ahead of Escobar...Guillén, also from Venezuela, convinced the White Sox to not release Escobar and send him from the Venezuelan Summer League to an affiliate in the United States...He also had the organization send Escobar to instructional camp in Arizona to keep him out of his dangerous home neighborhood of La Pica...Ozzie had Oney look after Eduardo in the minor leagues and was his roommate for several years.
- Named one of six finalists for MLB's 2017 Marvin Miller Man of the Year.
- Was Minnesota's 2016 Carl R. Pohlad Award winner for Outstanding Community Service.

CAREER HIGHLIGHTS

- Named NL Player of the Week for April 22-28, 2019...Was his second career weekly award, also earning the AL Player of Week award for June 4-10, 2018.
- Has appeared in a major league game at all nine defensive positions...Pitched one inning in 2016, caught one frame in 2017 and played first base for the first time in 2021...Played one game in center field in 2014 and one game in right field in 2015.

CAREER BESTS

HITS, GAME

5 hits

2x, last, 6/13/17, Minnesota vs. Seattle

HOME RUNS, GAME

2 home runs

10x, last, 9/10/21, Milwaukee at Cleveland

LEADOFF HR

None

WALK-OFF HOME RUNS

1 walk-off home run

9/25/18, Arizona vs. Los Angeles-NL (Kenta Maeda)

PINCH-HIT HOME RUNS

1 pinch-hit home run

6/23/21, Arizona vs. Milwaukee (Devin Williams)

RBI, GAME

7 RBI

2x, last, 5/15/21, Arizona vs. Washington

STOLEN BASES, GAME

1 stolen base

21x, last, 4/8/21, Arizona at Colorado

HITTING STREAK

11 games

9/27/18-3/28/19

GRAND SLAMS

None

2021 SEASON

- Named to his first All-Star team and went 1-1, playing third base in the Midsummer Classic.
- Traded to Milwaukee from Arizona on July 28 for OF Cooper Hummel and INF Alberto Ciprian.
- Recorded 20 or more homers for the fourth time in his career and 90 or more RBI for the second time.
- Went a season-best 4-5 with a run, a double, home run and five RBI on June 26 with Arizona vs. San Diego.
- Matched a career-high seven RBI on May 15 with Arizona vs. Washington...Finished 3-5 with three runs and two home runs.

POSTSEASON

- Batted .300 (3-10) in Milwaukee's NLDS loss to the eventual World Series Champion Atlanta Braves.

2020 SEASON

- His swing and miss percentage dropped from 24.8 in 2019 to 21.6 in 2020, his lowest mark since 2016 with Minnesota (19.5).

2019 SEASON

- Posted career highs with 171 hits, 10 triples, 35 homers, 118 RBI, 94 runs, 158 games, a .511 SLG and .831 OPS.
- Ranked among NL leaders in several offensive categories, including triples (first), RBI (tied for fourth), multi-hit games (tied for sixth, 50), 3+ hit games (tied for eighth, 14) and extra-base hits (tied for 10th, 74).
- Became the fourth switch-hitter in major league history to record a season with 30 or more home runs, 20 or more doubles and 10 or more triples, joining Ripper Collins (1934), Mickey Mantle (1955) and Jimmy Rollins (2007).
- Joined Ketel Marte as the first NL teammates with 10+ homers from both sides of the plate in a season in 2019... Courtesy of *Sportradar*.
- Set a career high with his 24th home run off former Twins' teammate Brian Dozier on Aug. 3, 2019 vs. Washington...The duo played parts of 7 seasons with Minnesota from 2012-18...Escobar then hosted Dozier for dinner at his home following the game.
- Stole home for the first time in his career on June 22, 2019 vs. San Francisco as part of a double steal.

2018 SEASON

- Batted a career-high .324 (44-for-136) with RISP, including a .390 clip (39-for-100) with Minnesota.
- Led all third basemen with a .983 fielding pct. (five E in 299 TC), and the best fielding mark at that position since Miami's Plácido Polanco in 2013 (.990).
- Ranked second in the majors with 48 doubles.
- Was Minnesota's recipient of the 2018 Heart & Hustle Award.

- Registered two multi-homer games: May 4 at Chicago-AL and June 1 vs. Cleveland.
- Hit his first career walk-off homer on September 25 vs. Los Angeles-NL (fourth career walk-off hit).

2017 SEASON

- Tied a career-high with five hits in Minnesota's 20-7 win over Seattle on June 13.
- Made his first career appearance as a catcher on June 6 at Seattle...Catcher Chris Gimenez was pitching.

POSTSEASON

- Made his postseason debut in the AL Wild Card game October 3 at New York-AL, going 2-4.

2016 SEASON

- Made his first career pitching appearance on August 11 vs. Houston (Game 1), pitching 1.0 scoreless inning with one hit allowed.

2015 SEASON

- Recorded his third career walk-off hit and second of his career as a Twin on August 11 vs. Texas off Spencer Patton.
- Recorded his first career two-homer game on August 26 at Tampa Bay, both as a left-handed batter...Scored a run in 12 straight games August 20-September 3, tied with Colorado's Nolan Arenado for the longest in MLB in 2015.

2014 SEASON

- Recorded a career-high five hits on August 22 vs. Detroit, falling a double short of the cycle.
- Given the Charles O. Johnson Award for Twins Most Improved Player as voted on by the Twin Cities Chapter of the BBWAA.

2013 SEASON

- Hit a walk-off two-run double on April 3 vs. Detroit, giving Minnesota the 3-2 victory and his second career walk-off hit.
- Hit his first career home run on April 9 at Kansas City, a solo shot off Jeremy Guthrie.

2012 SEASON

- Made Chicago-AL's Opening Day roster, the first of his career...Entered the season ranked 10th-best prospect and best defensive infielder in the White Sox organization for third straight season by *Baseball America*.

2011 SEASON

- Spent the majority of season with Triple-A Charlotte (Chicago-AL).
- Recalled on September 3 and made his major league debut that night at Detroit...Entered the game as a defensive replacement at shortstop and picked up his first major league hit, a single off Justin Verlander.

MINOR LEAGUE REVIEW

- **2010:** Named to mid-season and postseason Carolina League All-Star teams...Named best defensive shortstop in the Carolina League by *Baseball America*... Appeared in 28 games with Peoria Saguaros in the Arizona Fall League, named to the AFL West Division Rising Stars team.
- **2008:** Began the season with Great Falls (R) before being promoted to Kannapolis (A), batting .281 (75-267) in 66 combined games.
- **2007:** Spent the entire season with the Dominican Summer League White Sox.
- **2006:** Made his professional debut with the Venezuelan Summer League White Sox.

BACKGROUND

- Eduardo Jose Escobar signed with the Chicago-AL as a non-drafted free agent in Venezuela when he was 17.

CAREER TRANSACTIONS

- Signed by Chicago-AL as a non-drafted free agent on January 28, 2006.
- Acquired by Minnesota from Chicago-AL along with LHP Pedro Hernández in exchange for LHP Francisco Liriano on July 28, 2012.
- On the 15-Day Disabled List, May 7-23, 2016, with a strained left groin.
- Acquired by Arizona from Minnesota in exchange for RHP Jhoan Durán, OF Ernie De La Trinidad and OF Gabriel Maciel on July 28, 2018.
- Signed by Arizona as a free agent to a three-year contract on October 22, 2018.
- Acquired by Milwaukee from Arizona in exchange for OF Cooper Hummel and INF Alberto Ciprian on July 28, 2021.
- On the 10-Day Injured List, August 24-September 3, 2021, with a strained right hamstring.
- Signed by the Mets to a two-year contract with a club option for 2024 on December 1, 2021.

CAREER STATISTICS

YEAR	TEAM	AVG	G	AB	R	H	2B	3B	HR	RBI	SH	SF	HBP	BB	SO	SB	CS	SLG	OBP	E
2006	VSL O's/White Sox (R)	.236	46	123	21	29	3	1	0	17	6	1	1	14	25	7	6	.276	.317	9
2007	DSL White Sox2 (R)	.291	64	247	56	72	5	4	0	18	6	2	5	22	45	19	14	.344	.359	17
2008	Great Falls	.417	6	24	6	10	2	1	1	4	0	1	1	2	3	1	1	.708	.464	1
	Kannapolis (A)	.267	60	243	37	65	6	1	0	22	8	2	0	13	65	4	3	.300	.302	10
2009	Kannapolis (A)	.256	128	464	64	119	10	7	3	41	17	3	1	29	91	20	6	.328	.300	23
2010	Winston-Salem (A)	.285	87	368	57	105	18	8	3	39	11	4	2	23	76	8	5	.402	.327	15
	Birmingham (AA)	.262	49	202	22	53	8	3	3	22	5	0	0	9	35	3	0	.376	.294	10
2011	Charlotte (AAA)	.265	137	490	55	130	23	4	4	49	14	4	1	27	105	13	8	.353	.303	19
	CHICAGO (AL)	.286	9	7	0	2	0	0	0	0	0	0	0	0	1	0	0	.286	.286	0
2012	CHICAGO (AL)	.207	36	87	14	18	4	1	0	3	1	0	0	9	23	2	0	.276	.281	2
	Rochester (AAA)	.217	35	138	19	30	3	3	1	9	4	1	0	8	26	3	1	.304	.259	3
2013	MINNESOTA (AL)	.227	14	44	4	10	0	0	0	6	1	1	1	2	8	1	0	.227	.271	0
2013	MINNESOTA (AL)	.236	66	165	23	39	5	2	3	10	2	1	0	11	34	0	2	.345	.282	7
	Rochester (AAA)	.307	43	166	22	51	16	2	4	27	1	1	3	17	37	6	2	.500	.380	6
2014	MINNESOTA (AL)	.275	133	433	52	119	35	2	6	37	4	2	2	24	93	1	1	.406	.315	9
2015	MINNESOTA (AL)	.262	127	409	48	107	31	4	12	58	2	5	2	28	86	2	3	.445	.309	6
2016	MINNESOTA (AL)	.236	105	352	32	83	14	2	6	37	2	1	1	21	72	1	3	.338	.280	10
	Ft. Myers (A)#	.364	3	11	1	4	1	1	0	0	0	0	0	1	1	0	0	.636	.417	0
2017	MINNESOTA (AL)	.254	129	457	62	116	16	5	21	73	1	3	5	33	98	5	1	.449	.309	6
2018	MINNESOTA (AL)	.274	97	368	45	101	37	3	15	63	0	3	3	34	91	1	3	.514	.338	4
	ARIZONA (NL)	.268	54	198	30	53	11	0	8	21	0	5	2	18	35	1	1	.444	.327	2
2019	ARIZONA (NL)	.269	158	636	94	171	29	10	35	118	0	10	3	50	130	5	1	.511	.320	7
2020	ARIZONA (NL)	.212	54	203	22	43	7	3	4	20	0	2	2	15	41	1	0	.335	.270	8
2021	ARIZONA (NL)	.246	98	370	50	91	14	3	22	65	0	1	0	29	85	1	0	.478	.300	9
	MILWAUKEE (NL)	.268	48	179	27	48	12	2	6	25	0	0	1	19	39	0	0	.458	.342	3
Major League Totals		.256	1128	3908	503	1001	215	37	138	536	13	34	22	293	836	21	15	.436	.309	73
Minor League Totals		.270	658	2476	360	668	95	35	19	248	72	19	14	165	509	84	46	.359	.317	118

rehabilitation assignment

CAREER PITCHING

YEAR	TEAM	W-L	ERA	G	GS	CG	SHO	SV	IP	H	R	ER	HR	HB	BB	SO	WP	BK
2016	MINNESOTA (AL)	0-0	0.00	1	0	0	0	0	1.0	1	0	0	0	0	0	0	0	

CAREER PLAYOFF STATISTICS

YEAR	RND	TEAM/OPP	AVG	G	AB	R	H	2B	3B	HR	RBI	SH	SF	HBP	BB	SO	SB	CS	SLG	OBP	E
2017	ALWC	MIN vs. NYY	.500	1	4	0	2	0	0	0	0	0	0	0	0	0	0	0	.500	.500	0
2021	NLDS	MIL vs. ATL	.300	4	10	0	3	1	0	0	0	0	0	0	0	5	0	0	.400	.300	0
Postseason Totals			.357	5	14	0	5	1	0	0	0	0	0	0	0	5	0	0	.429	.357	0

ALL-STAR GAMES

YEAR	LEAGUE/SITE	AVG	G	AB	R	H	2B	3B	HR	RBI	SH	SF	HBP	BB	SO	SB	CS	SLG	OBP	E
2021	NL/Los Angeles (NL)	1.000	1	1	0	1	0	0	0	0	0	0	0	0	0	0	0	1.000	1.000	0

CAREER FIELDING

POS	G	PO	A	E	PCT	TC	DP
P	1	0	0	0	--	0	0
C	1	0	0	0	--	0	0
1B	18	79	7	0	1.000	86	7
2B	137	175	255	2	.995	432	57
3B	601	289	939	45	.965	1273	110
SS	329	391	787	25	.979	1203	191
OF	45	67	6	1	.986	74	1

BIGGEST BLOWN LEADS

Lead Lost	Date	Opponent	Score
8 runs	4/19/80	at Chicago	12-9
7 runs	5/23/65	at St. Louis	8-7
7 runs	5/6/95	at Cincinnati	13-11
7 runs	5/13/03	at Colorado	9-8
7 runs	8/26/08	at Philadelphia	8-7 (13 innings)
6 runs	8/8/65	vs. Chicago	14-10
6 runs	8/26/70	vs. Atlanta	9-7
6 runs	4/7/04	at Atlanta	18-10
6 runs	4/16/13	at Colorado	9-8 (10 innings)
6 runs	5/3/14	at Colorado	11-10
6 runs	7/30/15	vs. San Diego	8-7
6 runs	9/3/19	at Washington	11-10
6 runs	7/17/21	at Pittsburgh	9-7



Luis GUILORME

#13 INF

@lguillorme13

@lguillorme13

HT	5-9	WT	209	BT	L	TH	R
----	-----	----	-----	----	---	----	---

OPENING DAY AGE: 27
 BIRTHDATE: SEPTEMBER 27, 1994
 BIRTHPLACE: CARACAS, VZ
 RESIDES: DAVIE, FL
 MLB SERVICE TIME: 2 YEARS, 167 DAYS
 SIGNED BY: MIKE SILVESTRI
 HOW OBTAINED: METS 10TH-ROUND PICK IN THE 2013 FIRST-YEAR PLAYER DRAFT
 CONTRACT STATUS: FREE AGENT AFTER 2025

MEET THE MET

- Plays video games in his spare time...Is an avid shoe collector, especially New Balance sneakers.
- Fishes in the offseason...Catches bass in the St. Lucie River.
- During 2017 Spring Training, he caught a bat in mid-air in the dugout after it slipped out of Adeiny Hechavarría's hand...The video went viral and ended up as a SportsCenter Top Play...Had another memorable Spring Training moment when he worked a 22-pitch walk against Jordan Hicks on March 14, 2021 at Clover Park.
- Played for Spain during the 2016 World Baseball Qualifier at Rod Carew Stadium in Panama City, Panama...Went 1-7 with one RBI and two walks in two games.

2021 SEASON

- Set career-high marks in appearances (69), hits (35) and runs (13).
- Had a .384 OBP in 36 starts...Boasted a .414 OBP with RISP.
- Whiffed as often as he walked (23 walks, 23 strikeouts)...Only three other players had at least 100 PA and did not strike out more often than they walked: Juan Soto, Yasmani Grandal and Tony Kemp.

2020 SEASON

- Batted .409 (18-44) with a 1.013 OPS as a starter...Went 1-13 (.077) off the bench, including 0-6 as a pinch-hitter.
- Reached safely in a career-high 13 straight games from August 5-September 1...Hit safely in his first eight starts of the season (.520, 13-25)...That eight-game hitting streak was the longest of his career.
- Hit .367 (18-49) vs. right-handers, the second-highest average in the NL and the fifth-highest in the majors (min. 50 plate appearances vs. right-handers).
- Finished tied for 12th in the NL with a .389 (7-18) average with runners in scoring position (min. 20 plate appearances with RISP).
- Pitched a scoreless ninth inning in the Mets' 16-4 setback on August 10 vs. Washington...Was the first Mets position player pitcher since July 31, 2018 (José Reyes).

2019 SEASON

- Made six stints with the Mets...Was with the big league club from Opening Day-April 15, April 22-26, May 23-25, June 11 (26th man), July 2-19 and August 5 through the end of the season.
- Hit his first major league home run in his 100th at-bat, a pinch-hit, game-tying solo shot in the eighth inning vs. Washington on August 10.
- With Syracuse (AAA), batted .307 (70-228) with an .864 OPS in 69 games.

CAREER BESTS

HITS, GAME
3 hits
 8/14/20 at Philadelphia

HOME RUNS, GAME
1 home run
 2x, last, 7/21/21 at Cincinnati

MULTI-HR GAMES
 None

LEADOFF HR
 None

INSIDE-THE-PARK HR
 None

WALK-OFF HOME RUNS
 None

PINCH-HIT HOME RUNS
1 pinch-hit home run
 8/10/19 vs. Washington (F. Rodney)

RBI, GAME
2 RBI
 3x, last, 9/6/20 vs. Philadelphia

STOLEN BASES, GAME
1 stolen base
 3x, last, 9/1/20 at Baltimore

HITTING STREAK
8 games
 8/5-8/19/20

GRAND SLAMS
 None

2018 SEASON

- Played in 35 games (14 starts) across two stints with the Mets...Made 10 starts at third base and four starts at second base.
- Was recalled from Las Vegas (AAA) on May 9 and was with the major league club from May 9-June 26 and July 28-August 13.
- Made his major league debut as a pinch-runner and scored a run in the Mets' 3-1 win over Philadelphia on May 11...Was the second Met in team history to score a run in his major league debut without an at-bat...The other was Steve Bieser on April 1, 1997 at San Diego.
- Collected his first major league hit with a pinch-hit single on May 13 at Philadelphia...Drove in his first run on May 15 vs. Toronto.
- Made his first MLB start on May 16 vs. Toronto...Went 1-3 and became the first Mets player since Steven Matz (June 28, 2015) to start his career 3-3.

- **2016:** Appeared in 72 games at shortstop and 52 games at second base while playing the entire season with St. Lucie (A) of the Florida State League.
- **2015:** Named the South Atlantic League's Most Valuable Player and a SAL postseason All-Star...Was the Mets Sterling Award winner at Savannah (A), emblematic of the top player on his team...Finished the season among the league leaders in the SAL...Was second in batting average (.318) and hits (142)...Had the fourth-best on-base percentage (.391).

BACKGROUND

- Luis Miguel Guillorme [gee-YOR-may] graduated from Coral Springs Charter High School (FL) where he played four years of baseball.
- Participated in a youth baseball futures clinic at Hinton Park with fellow Sterling Award winners in September, 2015.

CAREER TRANSACTIONS

- Selected by the New York Mets in the 10th round of the 2013 First-Year Player Draft.

MINOR LEAGUE REVIEW

- **2017:** Was named an Eastern League mid-season and postseason All-Star...Won the Mets Sterling Award, symbolic of the Most Valuable Player at Binghamton (AA)...Was the toughest player in the Eastern League to strike out, once every 10.15 plate appearances.

CAREER STATISTICS

YEAR	TEAM	AVG	G	AB	R	H	2B	3B	HR	RBI	SH	SF	HBP	BB	SO	SB	CS	SLG	OBP	E
2013	GCL Mets (R)	.258	41	159	22	41	4	0	0	11	4	0	2	17	17	6	4	.283	.337	8
2014	Kingsport (R)	.282	57	238	38	67	10	0	0	17	6	0	3	17	28	6	4	.324	.337	15
	Savannah (A)	.333	3	9	2	3	0	0	0	0	1	0	0	1	0	0	0	.333	.400	1
2015	Savannah (A)	.318	122	446	67	142	16	0	0	55	16	4	2	54	70	18	8	.354	.391	15
2016	St. Lucie (A)	.263	123	441	47	116	16	2	1	46	13	3	4	43	63	4	2	.315	.332	18
2017	Binghamton (AA)	.283	128	481	70	136	20	0	1	43	2	2	1	72	55	4	3	.331	.376	12
2018	Las Vegas (AAA)	.304	69	247	41	75	15	2	3	33	2	1	1	30	39	2	1	.417	.380	9
	METS	.209	35	67	4	14	2	0	0	5	0	0	0	7	3	1	0	.239	.284	1
2019	METS	.246	45	61	8	15	4	0	1	3	2	0	0	7	14	0	0	.361	.324	1
	Syracuse (AAA)	.307	69	228	33	70	12	0	7	32	3	3	4	39	42	4	4	.452	.412	4
2020	METS	.333	29	57	6	19	6	0	0	9	0	1	0	10	17	2	0	.439	.426	0
2021	METS	.265	69	132	13	35	3	0	1	5	1	0	0	23	23	0	2	.311	.374	6
	Syracuse (AAA)#	.304	9	23	4	7	0	0	0	1	0	1	1	3	2	0	0	.304	.393	1
Minor League Totals		.289	621	2272	324	657	93	4	12	238	47	14	18	276	316	44	26	.349	.369	83
Major League Totals		.262	178	317	31	83	15	0	2	22	3	1	0	47	57	3	2	.328	.356	8

CAREER PITCHING

YEAR	TEAM	W-L	ERA	G	GS	CG	SHO	SV	IP	H	R	ER	HR	HB	BB	SO	WP	BK
2020	METS	0-0	0.00	1	0	0	0	0	1.0	0	0	0	0	0	0	0	0	0
2021	METS	0-0	18.00	1	0	0	0	0	1.0	3	2	2	0	0	1	0	0	0
Major League Totals		0-0	9.00	2	0	0	0	0	2.0	3	2	2	0	0	1	0	0	0

CAREER FIELDING

POS	G	PO	A	E	PCT	TC	DP
2B	51	62	93	1	.994	156	29
3B	50	20	44	4	.941	68	4
SS	22	16	33	3	.942	52	3
P	2	0	0	0	--	0	0



COLIN HOLDERMAN

#93 RHP

@colinholderman

@colinholderman

NON-ROSTER INVITE

HT	6-7	WT	225	BT	R	TH	R
----	-----	----	-----	----	---	----	---

OPENING DAY AGE: 26
 BIRTHDATE: OCTOBER 8, 1995
 BIRTHPLACE: BOURBONNAIS, IL
 RESIDES: NORMAL, IL
 MLB SERVICE TIME: 0 YEARS, 0 DAYS
 SIGNED BY: CHRIS HERVEY
 HOW OBTAINED: METS NINTH-ROUND PICK IN THE 2016 FIRST-YEAR PLAYER DRAFT
 CONTRACT STATUS: SIGNED THROUGH 2022

MEET THE MET

- Enjoys gaming...Has been playing "Call of Duty" since he was in middle school...Also enjoys playing "MLB: The Show."
- His relative Tyson Walter played offensive line for four NFL teams in the 2000s.
- Underwent Tommy John surgery in 2018.

MINOR LEAGUE REVIEW

- **2021:** Spent the 2021 season in St. Lucie and Binghamton putting up a 3.38 ERA across both levels in 24 IP...Started two games and finished eight with five saves...Selected as one of eight Mets to play in the Arizona Fall League.
- **2020:** Did not play due to the minor league season being canceled.
- **2019:** Played across three levels, Brooklyn, Columbia and St. Lucie...Pitched to a 3.53 ERA and went 4-2 in 16 games across 66.1 IP, with 29 BB and 49 K.

- **2018:** Did not pitch after undergoing Tommy John surgery.
- **2017:** Started the season in Rookie Ball before being called up to Brooklyn and then Columbia...Over 37 IP he struck out 30 and walked 17 with a 1.2 WHIP...Topped franchise record in Columbia with 11 Ks in a game across six one-hit innings.
- **2016:** Made his professional debut in Kingsport.

BACKGROUND

- Colin Scott Holderman graduated from Bradley Bourbonnais High School in Bourbonnais, Illinois before attending Southern Illinois University-Carbondale.

CAREER TRANSACTIONS

- Selected by the New York Mets in the ninth round of the 2016 First-Year Player Draft.

CAREER STATISTICS

YEAR	TEAM	W-L	ERA	G	GS	CG	SHO	SV	IP	H	R	ER	HR	HB	BB	SO	WP	BK
2016	Kingsport (R)	1-0	3.86	13	0	0	0	3	18.2	17	10	8	1	0	11	13	1	0
2017	Columbia (A)	2-3	4.94	7	7	0	0	0	31.0	24	20	17	2	5	11	25	4	0
	GCL Mets (R)	0-0	0.00	1	0	0	0	0	1.0	0	0	0	0	0	2	0	0	0
	Brooklyn (A)	0-0	7.20	2	2	0	0	0	5.0	5	5	4	1	0	4	5	2	0
2018		DID NOT PITCH - INJURED																
2019	St. Lucie (A)	1-0	0.00	1	1	0	0	0	6.1	4	0	0	0	0	2	4	0	0
	Columbia (A)	3-2	4.09	13	12	0	0	0	55.0	50	28	25	3	6	25	41	7	1
	Brooklyn (A)	0-0	1.80	2	2	0	0	0	5.0	2	1	1	0	0	2	4	0	0
2021	St. Lucie (A)	0-0	3.86	4	0	0	0	1	4.2	3	2	2	0	0	2	7	2	0
	Binghamton (AA)	0-2	3.26	11	2	0	0	4	19.1	13	7	7	2	0	6	20	1	1
Minor League Totals		7-7	3.95	54	26	0	0	8	146.0	118	73	64	9	11	65	119	17	2



TRAVIS JANKOWSKI

#16 OF

@freddj_6

@FreddyJ_6

NON-ROSTER INVITE

HT	6-3	WT	183	BT	L	TH	R
----	-----	----	-----	----	---	----	---

OPENING DAY AGE: 30
 BIRTHDATE: JUNE 15, 1991
 BIRTHPLACE: EPHRATA, PA
 RESIDES: STRASBURG, PA
 MLB SERVICE TIME: 5 YEARS, 28 DAYS
 SIGNED BY: JIM BRETZ (SAN DIEGO)
 HOW OBTAINED: SIGNED AS A MINOR LEAGUE FREE AGENT ON MARCH 16, 2022
 CONTRACT STATUS: SIGNED THROUGH 2022

MEET THE MET

- Wore the nickname "Fred" on his Players' Weekend jersey...Was nicknamed Fred after Fred Rogers (of Mr. Rogers' Neighborhood fame) by his older brother and sister because he would watch the television program when they returned home from school.

2021 SEASON

- Appeared in 76 games with the Phillies...Played all three outfield positions.
- Tied for third in the NL with five bunt hits.
- On June 23 vs. Washington, slugged his first home run since September 26, 2018 at San Francisco.
- Collected a career-high four RBI, July 16, vs Miami (G1)...Had a career-high three walks on August 17 at Arizona.
- Tripled twice in a span of three games with an at-bat, August 26-29.
- In his 30 starts, posted a .372 OBP with six doubles, one triple, one home run, eight RBI, 17 runs and 18 walks.

2020 SEASON

- Appeared in 16 games with Cincinnati, his first season with the club.
- On August 26, was optioned to the team's alternate training site, where he remained for the rest of the regular season.

POSTSEASON

- Made his first career postseason appearance, September 30 in Game 1 of the NL Wild Card Series at ATL (pinch-ran and recorded a steal).

2019 SEASON

- Missed most of the season while recovering from a fractured left wrist...Suffered the injury while diving for a ball in the outfield during a spring training game.
- Appeared in 25 games (2 starts) with San Diego over two stints: August 16-19 and September 1-end of season.

2018 SEASON

- Recalled by the Padres on April 29 and spent the rest of the year in the majors.
- Led San Diego in stolen bases (24) and games batting leadoff (70)...Set career highs in several offensive categories, including average (.259), hits (90), homers (4) and RBI (17).
- Stole a career-high four bases on August 12 vs Philadelphia.

2017 SEASON

- Made the Padres Opening Day roster for the second straight season...Missed 87 games on the injured list.

CAREER BESTS

HITS, GAME

4 hits

8/18/16, San Diego vs. Arizona

HOME RUNS, GAME

1 home run

9x, last, 6/23/21, Philadelphia vs. Washington

LEADOFF HR

1 leadoff home run

8/28/18, San Diego vs. Seattle (Felix Hernandez)

INSIDE-THE-PARK HR

None

WALK-OFF HOME RUNS

None

PINCH-HIT HOME RUNS

None

RBI, GAME

4 RBI

7/16/21, Philadelphia vs. Miami (G1)

STOLEN BASES, GAME

4 stolen bases

8/12/18, San Diego vs. Philadelphia

HITTING STREAK

9 games

7/31/16-8/10/16

GRAND SLAMS

None

JANKOWSKI, TRAVIS

2016 SEASON

- Made his first career Opening Day roster...Reached base in 24 straight games from July 31-August 26.
- His career-high 30 SB ranked second among all major league rookies, eighth overall in the NL and 10th in the majors.

2015 SEASON

- On August 19, had his contract selected by San Diego, where he spent the rest of the season...Collected his first career hit in his major league debut on August 21 vs St. Louis (single off John Lackey).
- Slugged his first career home run on September 13 off San Francisco's Mike Leake at AT&T Park.

MINOR LEAGUE REVIEW

- **2015:** Was a Texas League All Star mid-season All Star and MiLB.com Organization All-Star...After the Texas League All Star Game, spent three weeks playing for Team USA in the Pan Am Games in Toronto...Hit .385 and won a silver medal with Team USA.
- **2013:** Led the California League with 71 stolen bases... Was a California League All Star and MiLB.com Organization All-Star
- **2012:** Began his pro career with AZL Padres (R).

BACKGROUND

- Travis Paul Jankowski (pronounced jan-KOW-skee) graduated from Lancaster Catholic High School (PA)... As a senior, led Lancaster to a District III Double-A championship...Also played four years of varsity football as a wide receiver.

- Attended Stony Brook University (NY)... Was Stony Brook's first-ever first-round selection in MLB's June draft...In 2012, during his junior season at Stony Brook, was named American Baseball Coaches Association/Rawlings National Co-Player of the Year... That year, led the nation in hits, runs scored and triples...Also established single-season school records for hits, runs scored, triples and stolen bases.
- He and his wife, Lindsey, have two sons: Bentley Jaxon (9/18/18) and Jett Brave (1/18/21)...His Padres teammates Cory Spangenberg and Colin Rea served as groomsmen at the couple's wedding.

CAREER TRANSACTIONS

- Selected by San Diego Padres in first round (44th overall) of 2012 First-Year Player Draft.
- On the 10-Day Injured List, April 23-August 3, 2017, with a right foot bone bruise.
- On the 10-day Injured List, March 27-July 21, 2019, with a fractured left wrist.
- Acquired by the Cincinnati Reds in exchange for international cap space on October 31, 2019.
- Signed by Philadelphia as a minor league free agent on February 11, 2021.
- On the COVID-related Injured List, July 25-29, 2021.
- On the Paternity List, August 31-September 2, 2021.
- On the 10-Day Injured list, September 11-21, 2021, with a right foot contusion.

HOME RUN IN FIRST AT-BAT

In 2019, three Mets homered in their first at-bat with the club, including two in a three-day span...The following is a complete list of players who have hit home runs in their first at-bat with the Mets.

Player	Date	Player	Date
Benny Ayala	August 27, 1974*	Bubba Trammell	July 30, 2000
Mike Fitzgerald	September 13, 1983*	Kazuo Matsui	April 6, 2004#*
Rick Cerone	April 9, 1991	Mike Jacobs	August 21, 2005*
Jose Vizcaino	April 4, 1994	Robinson Canó	March 28, 2019
(walked in his first plate appearance)		Rajai Davis	May 22, 2019
Todd Pratt	July 4, 1997	Aaron Altherr	May 24, 2019
Mike Bordick	July 29, 2000#		

#First Pitch *First major league at-bat

CAREER STATISTICS

YEAR	TEAM	AVG	G	AB	R	H	2B	3B	HR	RBI	SH	SF	HBP	BB	SO	SB	CS	SLG	OBP	E
2012	AZL Padres (R)	.250	2	8	1	2	0	0	0	4	0	0	0	0	1	0	0	.250	.250	0
	Fort Wayne (A)	.282	59	238	32	67	10	4	1	23	1	3	1	13	44	17	7	.318	.370	2
2013	Lake Elsinore (A)	.286	122	493	89	141	19	6	1	38	3	4	2	54	96	71	14	.356	.355	2
2014	AZL Padres (R)	.429	4	14	5	6	1	0	0	3	0	0	1	1	2	1	2	.500	.500	0
	Eugene (A)	.182	8	33	6	6	0	0	0	1	0	0	0	3	5	4	0	.182	.250	0
	Lake Elsinore (A)	.167	5	18	2	3	1	0	0	1	1	0	0	6	3	1	0	.222	.375	0
	San Antonio (AA)	.240	29	100	14	24	4	1	0	10	1	2	1	8	14	10	2	.300	.297	2
2015	SAN DIEGO (NL)	.211	34	90	9	19	2	2	2	11	2	0	0	4	24	2	1	.344	.245	1
	San Antonio (AA)	.316	73	282	50	89	11	5	1	13	2	0	1	36	40	23	8	.401	.395	1
	El Paso (AAA)	.392	24	97	19	38	6	2	0	12	1	1	1	13	10	9	3	.495	.464	3
2016	SAN DIEGO (NL)	.245	131	335	53	82	13	2	2	12	3	0	2	42	100	30	12	.313	.332	1
2017	SAN DIEGO (NL)	.187	27	75	10	14	2	0	0	1	2	0	1	9	28	4	0	.213	.282	0
	AZL Padres 2 (R)#	.273	3	11	2	3	1	0	0	2	0	0	1	0	4	0	1	.364	.333	1
	AZL Padres 1 (R)#	.286	2	7	3	2	1	0	0	0	0	0	1	2	1	1	0	.469	.500	0
	El Paso (AAA)	.266	35	139	20	37	5	1	0	11	0	0	0	18	28	8	1	.317	.350	1
2018	SAN DIEGO (NL)	.259	117	347	45	90	12	3	4	17	2	0	1	37	73	24	7	.346	.332	2
	El Paso (AAA)	.363	22	80	17	29	4	0	1	11	1	0	2	11	21	4	3	.450	.452	2
2019	SAN DIEGO (NL)	.182	25	22	4	4	0	0	0	0	0	0	2	4	2	2	2	.182	.250	0
	Lake Elsinore (A)#	.143	2	7	0	1	0	0	0	0	0	0	0	2	1	1	2	.143	.333	0
	El Paso (AAA)#	.313	39	160	27	50	6	0	0	12	0	1	1	21	32	7	2	.350	.393	2
2020	CINCINNATI (NL)	.067	15	3	1	0	0	0	0	0	0	0	0	2	7	2	1	.067	.167	0
2021	PHILADELPHIA (NL)	.252	76	131	24	33	6	2	1	10	2	0	1	22	29	5	0	.351	.364	0
	Lehigh Valley (AAA)	.304	19	56	16	17	4	0	0	6	1	0	0	15	9	4	3	.375	.451	0
Minor League Totals		.296	448	1743	303	515	73	19	4	137	11	12	12	203	310	162	47	.366	.371	16
Major League Totals		.239	426	1015	148	243	35	9	9	52	11	0	5	118	265	69	23	.318	.322	4

- rehabilitation assignment

CAREER PLAYOFF STATISTICS

YEAR	RND	TEAM/OPP	AVG	G	AB	R	H	2B	3B	HR	RBI	SH	SF	HBP	BB	SO	SB	CS	SLG	OBP	E
2020	NLWC	CIN vs. ATL	---	1	0	0	0	0	0	0	0	0	0	0	0	0	1	0	-	-	0

CAREER FIELDING

POS	G	PO	A	E	PCT	TC	DP
OF	352	583	4	4	.993	591	0



**KHALIL
LEE**
#26 OF
@kll24
@lilswingman24

HT	5-11	WT	220	BT	L	TH	L
----	------	----	-----	----	---	----	---

OPENING DAY AGE: 23
BIRTHDATE: JUNE 26, 1998
BIRTHPLACE: NEWARK, DE
RESIDES: CENTREVILLE, VA
MLB SERVICE TIME: 0 YEARS, 18 DAYS
SIGNED BY: JIM FARR (KANSAS CITY)
HOW OBTAINED: ACQUIRED FROM KANSAS CITY IN A THREE-TEAM TRADE WITH BOSTON ON FEBRUARY 10, 2021
CONTRACT STATUS: SIGNED THROUGH 2022

MEET THE MET

- Enters the season ranked as the No. 7 Mets prospect by *MLB Pipeline*.
- Once thought about becoming an electrical engineer... Has always enjoyed math and solving problems.
- Originally wanted to play basketball, but stopped growing before he hit six feet...His dad helped him decide that he was more likely to make it in professional baseball...He focused on baseball beginning his sophomore year in high school...Growing up, he played basketball and ran track...Also played the saxophone.
- Enjoys bowling and roller skating in his free time... Also plays video games, including "Call of Duty" and "NBA2K"...Has a baseball card collection and was an avid collector as a kid.
- Was born in Newark, Delaware and moved to Baltimore when he was a baby before ending up in Northern Virginia beginning when he was a second grader...Loved watching Baltimore Orioles center fielder Adam Jones...Says he admired his "swag" in center and how he was a complete player...His all-time favorite player is Ken Griffey Jr.
- Was acquired by the Mets in a three-team trade with Kansas City and Boston in the same deal that saw the Royals and Red Sox swap major league outfielders... Franchy Cordero headed from Kansas City to Boston and Andrew Benintendi was dealt from Boston to Kansas City.

2021 SEASON

- Made his major league debut as a pinch-runner on May 17 at Atlanta.
- Collected his first major league hit, a go-ahead RBI double, as a pinch-hitter in the 12th inning of the Mets' 6-5 win at Miami on May 21.

MINOR LEAGUE REVIEW

- **2021:** Was named to the Triple-A East All-Star team... He led all full-season minor league players with a Syracuse-franchise record .451 OBP...Ranked fourth in the league in OPS (.951), was seventh in runs scored and 11th in SLG (.500)...Voted a MiLB.com Organizational All-Star...From June 1 through the end of the end of the year, slashed .275/.449/.511 with 14 home runs in 91 games for Syracuse.

- **2020:** Spent the entire season at the Royals' Alternate Training Site in Kansas City, Kansas...Played for Mayagüez in the Puerto Rican Winter League...Batted .196 (9-46) with four doubles, a homer and six RBI in 12 games.
- **2019:** Selected as the Northwest Arkansas (AA) Player of the Year...Was a Texas League mid-season All-Star and an MiLB.com Organizational All-Star...Ranked third among all minor leaguers with 53 stolen bases...Led the Texas League with 65 walks...Tallied a career-high three steals on August 15 at Arkansas...Had at least two steals seven times...Entered the season as the No. 2 prospect in the Royals' farm system according to MLB.com.
- **2018:** Entered the year as Kansas City's No. 2 prospect per *Baseball America*...Was also dubbed the system's Best Athlete...Tabbed a Carolina League mid-season All-Star...Played in 21 games for Surprise in the Arizona Fall League and was named a "Rising Star."
- **2017:** Named an Organization All-Star by MiLB.com for a second-straight season, spending the entire year with Lexington (A)...Earned SAL Player of the Week honors for the week ending August 20, after batting .409 (9-for-22) with seven extra-base hits and seven RBI in five games.
- **2016:** In his first professional season with the AZL Royals (R), earned Organizational All-Star (MiLB.com) and Rookie All-Star (*Baseball America*) honors...Led the Arizona League in total bases (88) and runs scored (43), while he tied for first in triples (6), ranked second in walks (33) and on-base percentage (.396) and fifth in slugging percentage (.484).

BACKGROUND

- Khalil Rashad Lee graduated from Flint (VA) High School in 2016.
- Was named Virginia's Gatorade Player of the Year as a senior after hitting .471 with six home runs at the plate as well as a 7-0 record with a 0.33 ERA on the mound.. Threw a 5.0-inning perfect game, striking out 13 of the 15 hitters he faced.
- Entering his senior year, was named a pre-season All-American by Perfect Game and Louisville Slugger.
- Bypassed a scholarship from Liberty University (VA) when he signed with Kansas City.

CAREER TRANSACTIONS

- Selected by the Kansas City Royals in the third round of the 2016 First-Year Player Draft.

- Acquired by the New York Mets from Kansas City in a three-team trade with Boston...New York sent RHP Josh Winckowski and a player to be named later to Boston.

CAREER STATISTICS

YEAR	TEAM	AVG	G	AB	R	H	2B	3B	HR	RBI	SH	SF	HBP	BB	SO	SB	CS	SLG	OBP	E
2016	Surprise (R)	.269	49	182	43	49	9	6	6	29	0	1	6	33	57	8	4	.484	.396	4
2017	Lexington (A)	.237	121	451	71	107	24	6	17	61	3	3	10	65	171	20	18	.430	.344	7
2018	Wilmington (A)	.270	71	244	42	66	13	4	4	41	0	2	7	48	75	14	3	.406	.402	5
	NW Arkansas (AA)	.245	29	102	15	25	5	0	2	10	3	0	2	11	28	2	2	.353	.330	2
2019	NW Arkansas (AA)	.264	129	470	74	124	21	3	8	51	0	2	9	65	154	53	12	.372	.363	5
2021	Syracuse (AAA)	.274	102	292	67	80	20	2	14	37	0	1	24	71	115	8	10	.500	.451	4
METS		.056	11	18	2	1	1	0	0	1	0	0	0	0	13	0	0	.111	.056	0
Minor League Totals		.259	501	1741	312	451	92	21	51	229	6	9	58	293	600	105	49	.424	.382	27

CAREER FIELDING

Pos	G	PO	A	E	PCT	TC	DP
OF	11	9	0	0	1.000	9	0

SIX-HIT & FIVE HIT GAMES

There have been two six-hit games and 34 five-hit games in Mets history.

SIX-HIT GAMES

Player	Opponent	Date	AB	R	H	2B	3B	HR	RBI
Edgardo Alfonzo	at Houston	8/30/99	6	6	6	1	0	3	5
Wilmer Flores	vs. Chicago-NL	7/3/16	6	3	6	0	0	2	4

FIVE-HIT GAMES

Player	Opponent	Date	Player	Opponent	Date
Dick Smith	at Chicago	5/26/64	Mookie Wilson	at San Diego	5/23/86
Jim Hickman	at Milwaukee	9/30/64	Dave Magadan	Houston (G2)	7/24/87
Phil Linz	at Philadelphia	7/6/68	Kevin McReynolds	at Atlanta	7/14/88
Joe Foy	at SF (G2)	7/19/70	Howard Johnson	at Chicago	9/8/88
Tommie Agee	at Pittsburgh	8/8/70	Rico Brogna	at St. Louis	7/25/94
John Milner	St. Louis (G1)	9/8/72	Jose Vizcaino	at Florida	9/23/95
Rusty Staub	at Los Angeles	5/24/73	Alex Ochoa	at Philadelphia	7/3/96
Rusty Staub	Philadelphia	9/20/75	Mike Piazza	at Pittsburgh	4/14/00
Joel Youngblood	at Montreal	8/9/78	Mike Piazza	at Atlanta	4/7/04
George Foster	at St. Louis	6/19/82	Ty Wigginton	at Arizona	5/10/04
Hubie Brooks	at St. Louis	6/28/83	Jose Reyes	vs. Atlanta	5/5/06
Wally Backman	Pittsburgh	4/26/85	Carlos Delgado	vs. Atlanta	8/21/08
Gary Carter	at Atlanta	7/4/85	Ronny Paulino	at Philadelphia	5/1/11
Keith Hernandez	at Montreal	8/8/85	Yoenis Céspedes	at Colorado	8/21/15
Keith Hernandez	at San Diego	9/2/85	Brandon Nimmo	at Baltimore	8/15/18
Keith Hernandez	at St. Louis	10/3/85	Pete Alonso	at Atlanta	8/15/19
Darryl Strawberry	at Atlanta	4/30/86	Amed Rosario	at Atlanta	8/15/19



FRANCISCO LINDOR

#12 INF

@lindor12bc

@Lindor12BC

HT	5-9	WT	194	BT	S	TH	R
----	-----	----	-----	----	---	----	---

OPENING DAY AGE: 28
 BIRTHDATE: NOVEMBER 14, 1993
 BIRTHPLACE: CAGUAS, PR
 RESIDES: CLERMONT, FL
 MLB SERVICE TIME: 6 YEARS, 113 DAYS
 SIGNED BY: MIKE SOPER [CLEVELAND]
 HOW OBTAINED: ACQUIRED FROM CLEVELAND IN A SIX-PLAYER TRADE ON JANUARY 7, 2021
 CONTRACT STATUS: SIGNED THROUGH 2032

★ ALL-STAR: 2016-2019 (AL) ✕ SILVER SLUGGER: 2017-2018 🏆 GOLD GLOVE: 2016, 2019 🏆 PLATINUM GLOVE: 2016

MEET THE MET

- Prefers his full first name, Francisco...Is nicknamed "Mr. Smile"...His high school coach, Tim Layden, told ESPN's Joon Lee he has a "Million-dollar smile. That's what we'd always tell him: 'In case baseball doesn't work out, that smile will get you somewhere.'"
- Is a fan of F1 Racing...Attended the United States Grand Prix in Austin in 2019 and has followed ever since...His favorite driver is Lewis Hamilton.
- One of his favorite foods is pizza...His favorite slice in New York is the Spicy Spring from Prince Street Pizza.
- Dyed his hair blue before the 2021 season...He said he likes the color, noting that "everything in [his] life is blue right now - blue and orange."... He also likes how his hair fades to silver over time after it's dyed blue.
- Collaborated with New Balance for a new apparel line, including his first signature shoe, the Lindor 1...The line launched on March 1, 2021.
- Is a big music fan...Enjoys listening to the Puerto Rican superstar Bad Bunny...Curated a clubhouse playlist with his teammates.
- Spent the first 11 years of his life living in Caguas, Puerto Rico before moving with his father, Miguel, to the Orlando, FL area to enroll at Montverde Academy in Clermont, Florida...Did not know one word of English upon enrolling as a 12-year-old and would write "I don't understand" to communicate.
- On March 10, 2021, Lindor and Montverde celebrated the grand opening of Lindor Hall, the school's new middle school building... Lindor made a \$1 million donation toward the construction of the state-of-the-art building, which will serve 203 students...Also established the Francisco Lindor Scholarship Fund to provide financial assistance to students at the Academy.
- Francisco's favorites: Movie - Miracle...Music - Daddy Yankee...Road city - Chicago...Road stadium - Camden Yards...TV Show - Duck Dynasty...Athletes - Roberto Alomar, Jimmy Rollins and Barry Larkin... His favorite team growing up was the Boston Red Sox.

CAREER HIGHLIGHTS

- Is one of the game's top shortstops both offensively and defensively...Has been named an All-Star four times, won two Gold Gloves and earned two Silver Slugger Awards in six major league seasons...Was also awarded the 2016 Platinum Glove (best overall defender).
- Leads all shortstops with 138 home runs since his rookie year (2015) and ranks fourth in the majors (second among shortstops) with a 54.0 UZR in that time span.
- Finished in the top 15 in AL MVP voting each season from 2016-2019.
- Ranks sixth in the majors with 28.7 bWAR since 2015 and eighth with 9.4 defensive bWAR.

CAREER BESTS

HITS, GAME

4 hits

6x, last, 9/6/18, Cleveland at Toronto

HOME RUNS, GAME

3 home runs

9/12/21 vs. New York-AL

MULTI-HR GAMES

9 multi-homer games

1 three-homer game

8 two-homer games

LEADOFF HR

18 leadoff home runs

last, 9/3/19, Cleveland vs. Chicago-AL

INSIDE-THE-PARK HR

None

WALK-OFF HOME RUNS

2 walk-off home runs

last, 8/8/18, Cleveland vs. Minnesota

PINCH-HIT HOME RUNS

None

RBI, GAME

7 RBI

7/2/18, Cleveland at Kansas City

STOLEN BASES, GAME

3 stolen bases

8/26/15, Cleveland vs. Milwaukee

HITTING STREAK

15 games

4/29/18-5/14/18

GRAND SLAMS

4 grand slams

last, 9/30/21 vs. Miami

- Finished the 2021 season with exactly 1,000 career hits... He is the first player who debuted in 2015 or later to reach that milestone.
- Swiped his 100th career stolen base on May 8, 2021... He is one of eight players since 2015 with 100 homers and 100 steals.

2021 SEASON

- Reached the 20-home run mark for the fourth time in his career...He is the second Mets SS ever to record a 20-homer season (also, Asdrúbal Cabrera, 2016, who had 22).
- Posted a .954 OPS with runners in scoring position, the best mark on the team.
- Displayed more power in the second half of the season, hitting nine home runs in just 38 games after having 11 first-half homers in 87 games...Averaged one long ball every 15.67 AB in the second half and one every 28.27 AB in the first half.
- Was on pace to put up his most productive month of the year in July before suffering a right oblique strain... Was slashing .333/.489/.500 with 10 RBI in 12 July games before the injury.
- Had nine homers and 25 RBI in September, thanks to a .267/.359/.574 slashline (.933 OPS)...It was his best month in all three slashline categories.
- His 25 RBI in September were the most in a month in his career...Both his nine homers and 25 RBI were tied for sixth in the majors in September.
- Collected his first hit as a Met in the season opener...Hit his first home run as a Met on April 21 at Wrigley Field.
- Hit his first-ever Citi Field home run on May 7 vs. Arizona, a game-tying shot in the seventh inning of a 5-4, extra-innings Mets win.
- Punctuated the Mets' 10-run sixth inning on July 9 vs. Pittsburgh with his third career grand slam (first Mets slam of the season).
- Went 3-4 with four RBI in the Mets' 11-9 win at Washington on September 4 (G1)...Hit the decisive, go-ahead, two-run homer in the ninth inning...It was the 150th home run of his career.
- On September 12, became the first player in the history of the Subway Series with a three-homer game...He is the 14th Met (15th time) to hit three dingers in one game...His third home run was a go-ahead blast in the eighth inning...Earlier in the game, became the 11th Met (25th time) to homer from both sides in one game.
- Swatted a grand slam, his fourth of his career and second of the season, on September 30 vs. Miami.
- Tripled on October 2 at Atlanta for his 1,000th career hit...Was his final hit of the season.

2020 SEASON

- Started all 60 games for Cleveland (58 at shortstop, two at DH)...Was one of 15 players to appear in every game during the abbreviated season...Led the AL in plate appearances.
- Ranked sixth in MLB with a 5.8 UZR (led all shortstops).

POSTSEASON

- Went 1-8 (.125) with a double and a run scored in Cleveland's Wild Card series loss to the Yankees.

2019 SEASON

- Recorded at least 40 doubles and 30 home runs for the third consecutive season, just the fifth player in MLB history to accomplish such a streak and only the second to do so prior to his age 26 season (Albert Pujols).
- Hit his 100th career home run, April 26 at Houston, the third-youngest MLB shortstop to reach the threshold.
- Captured his second career Rawlings Gold Glove Award after the season.
- Missed the first 18 games of the season after suffering a right calf strain in early February working out in Florida... While rehabbing in Arizona in late March, he suffered a left ankle sprain running the bases.
- Was activated on April 20 and made his season debut that day in the second game of a DH vs. Atlanta... Started 142 of the club's remaining 143 contests and appeared in each game, pinch-hitting in his only non-start on April 27 at Houston.
- His 42 extra-base hits in the second half were tied for third in the AL as he finished sixth in second half hits (86) and runs (56).

2018 SEASON

- Earned his third straight AL All-Star bid...Became the first shortstop in MLB history with at least 35 home runs, 40 doubles and 20 steals.
- Tied for the major league lead in runs (129) and finished among MLB leaders in multi-hit games (second, 58), total bases (tied for second, 343), and extra-base hits (tied for fifth, 82).
- Was named AL Player of the Month in May, batting .373 (44-118) with 10 homers, 23 RBI and a 1.169 OPS.
- Enjoyed a career-high 15-game hitting streak, April 29-May 14.
- Connected for his second career walk-off home run on August 8 vs. Minnesota.
- Collected a single-game career-high seven RBI on July 2 at Kansas City, hitting his second career grand slam off Jakob Junis.
- Recorded a career-high 47 consecutive errorless games, July 27-September 18, and recorded only one error over his final 58 games of the season.

POSTSEASON

- Hit safely in all three games of the ALDS, which Cleveland lost to Houston...Belted a home run in Game 2 and Game 3, the first time in his career he homered in consecutive playoff games.

2017 SEASON

- His 33 home runs were the most by a major league shortstop since Hanley Ramirez (33) in 2008...Also had the most extra-base hits (81) by a shortstop since Jimmy Rollins (88) and Hanley Ramirez (83) in 2007.
- Won his first Louisville Slugger Silver Slugger Award...Earned a fifth-place finish in the 2017 AL MVP voting.
- Collected an extra-base hit in 10 straight games, September 7-16, breaking the franchise record of nine straight held by Sandy Alomar (September 28, 1996-April 13, 1997) and Hal Trosky (1934)...Equaled the longest such streak in MLB in 2017 (Alex Bregman).
- Hit .360 (31-86) with 19 runs, four doubles, two triples, nine homers and 20 RBI over Cleveland's AL record 22-game winning streak, August 24-September 14.
- Hit his first career grand slam on April 5 at Texas, homering from both sides of the plate.

POSTSEASON

- Was 2-18 (.111) with a home run, four RBI and four walks in the ALDS vs. New York.

2016 SEASON

- Named to the American League All-Star team...Finished tied for ninth in the AL MVP voting.
- Became the second-youngest shortstop to earn a Gold Glove behind Detroit's Alan Trammell in 1980.
- Finished second among AL shortstops in runs, hits and batting average and fourth in RBI. Saved 17 defensive runs for the season according to *Fangraphs*.
- Had his first career two-homer game on June 25 at Detroit.

POSTSEASON

- Hit .310 (18-58) with five runs, three doubles, two homers and six RBI in 15 games...Hit his first career postseason homer on October 6.
- His seven multi-hit games were the most-ever for a player less than 23 years old...Was the youngest player to record eight or more hits in the World Series since Florida's Edgar Rentería (21) had nine hits in the 1997 World Series.

2015 SEASON

- Spent the last four months of the season at the major league level...Led AL rookies in batting average (.313) and WAR (4.6) despite being the eighth-youngest player in the AL at the time of his promotion.
- Collected his first major league hit in second at-bat of his major league debut, a pinch-hit single at Detroit on June 14 off Joakim Soria.
- Hit his first major league home run on June 24 vs. Detroit (Buck Farmer).
- Hit .223 (23-103) in his first 26 games...Hit .345 (99-287) with 44 runs, 19 doubles, four triples, 10 homers and 42 RBI in 73 second-half games...Ranked first in the AL in second-half average, third in hits and 10th in OPS (.930) after the break.
- Hit .370 (40-108) in 28 August games...From August 4 through the end of the season he batted .361 (MLB-high 78 hits in 216 at-bats).

MINOR LEAGUE REVIEW

- **2014:** Split the campaign between Akron (AA) and Columbus (AAA)...Ranked as MLB's fourth-best prospect in the MLB.com Top 100 entering 2015.
- **2013:** Ended the season ranked as the No. 10 prospect in baseball by MLB.com.
- **2011:** Made his pro debut with Mahoning Valley (A).

BACKGROUND

- Francisco Miguel Lindor graduated from Montverde (FL) Academy.
- Got engaged during the 2020-2021 offseason and was married in December 2021...He and his wife, Katia, have a daughter, Kalina.
- Frequently takes time out of his offseason to visit and conduct youth clinics in his native Puerto Rico as well as at Boys & Girls Clubs during the mornings in the regular season.
- Helped Team USA U16 to a gold medal in Taiwan in 2009, hitting .500 with three triples and six steals.
- Created the "Lindor Smiles" community initiative that benefits the Miracle League of Ohio, which provides an opportunity for children and adults with mental and/or physical challenges to play baseball.

CAREER TRANSACTIONS

- Selected by Cleveland in the first round (eighth overall) of the 2011 First-Year Player Draft.
- On the 10-Day Injured List, March 25-April 19, 2019, with a right calf strain/left ankle sprain.
- Acquired by the New York Mets with RHP Carlos Carrasco from Cleveland in exchange for INF Amed Rosario, INF Andrés Giménez, RHP Josh Wolf and OF Isaiah Greene on January 7, 2021.
- On the 10-Day Injured List, July 17-August 24, 2021, with a right oblique strain.

CAREER STATISTICS

YEAR	TEAM	AVG	G	AB	R	H	2B	3B	HR	RBI	SH	SF	HB	BB	SO	SB	CS	SLG	OBP	E
2011	Mahoning Valley (A)	.316	5	19	4	6	0	0	0	2	0	0	0	1	5	1	0	.316	.350	1
2012	Lake County (A)	.257	122	490	83	126	24	3	6	42	4	1	11	61	78	27	12	.355	.352	18
2013	Carolina (A)	.306	83	327	51	100	19	6	1	27	6	3	2	35	39	20	5	.410	.373	18
	Akron (AA)	.289	21	76	14	22	3	1	1	7	0	0	1	14	7	5	2	.395	.407	4
2014	Akron (AA)	.278	88	342	51	95	12	4	6	48	1	3	1	40	61	25	9	.389	.352	13
	Columbus (AAA)	.273	38	165	24	45	4	0	5	14	4	2	0	9	36	3	7	.388	.307	3
2015	Columbus (AAA)	.284	59	229	26	65	11	5	2	22	5	3	0	25	38	9	7	.402	.350	8
	CLEVELAND (AL)	.313	99	390	50	122	22	4	12	51	13	7	1	27	69	12	2	.482	.353	10
2016	CLEVELAND (AL)	.301	158	604	99	182	30	3	15	78	3	15	5	57	88	19	5	.435	.358	12
2017	CLEVELAND (AL)	.273	159	651	99	178	44	4	33	89	5	3	4	60	93	15	3	.505	.337	10
2018	CLEVELAND (AL)	.277	158	661	129	183	42	2	38	92	3	3	8	70	107	25	10	.519	.352	14
2019	Columbus (AAA)#	.417	3	12	4	5	1	0	2	2	0	0	0	1	0	0	0	1.000	.462	0
	CLEVELAND (AL)	.284	143	598	101	170	40	2	32	74	1	6	3	46	98	22	5	.518	.335	10
2020	CLEVELAND (AL)	.258	60	236	30	61	13	0	8	27	0	2	4	24	41	6	2	.415	.335	1
2021	METS	.230	125	452	73	104	16	3	20	63	6	3	5	58	96	10	4	.412	.322	10
Minor League Totals		.280	419	1660	257	464	74	19	23	164	20	12	15	186	265	90	42	.389	.355	65
Major League Totals		.278	902	3592	581	1000	207	18	158	474	31	39	30	342	592	109	31	.478	.343	67

CAREER PLAYOFF STATISTICS

YEAR	RND	TEAM/OPP	AVG	G	AB	R	H	2B	3B	HR	RBI	SH	SF	HBP	BB	SO	SB	CS	SLG	OBP	E
2016	ALDS	CLE vs. BOS	.250	3	12	1	3	1	0	1	1	0	0	0	0	5	0	0	.583	.250	0
	ALCS	CLE vs. TOR	.368	5	19	2	7	1	0	1	3	0	0	0	1	5	0	1	.579	.400	0
	WS	CLE vs. CHC	.296	7	27	2	8	1	0	0	2	0	0	0	3	6	1	2	.333	.367	0
2017	ALDS	CLE vs. NYY	.111	5	18	2	2	0	0	1	4	0	0	0	4	6	0	0	.278	.273	0
2018	ALDS	CLE vs. HOU	.364	3	11	3	4	0	0	2	2	1	0	0	2	0	0	0	.909	.364	0
2020	ALWC	CLE vs. NYY	.125	2	8	1	1	1	0	0	0	0	0	0	1	3	0	0	.250	.222	0
Postseason Totals			.263	25	95	11	25	4	0	5	12	1	0	0	9	27	1	3	.463	.327	0
LDS Totals			.220	11	41	6	9	1	0	4	7	1	0	0	4	13	0	0	.537	.289	0

ALL-STAR GAMES

YEAR	LEAGUE/SITE	AVG	G	AB	R	H	2B	3B	HR	RBI	SH	SF	HB	BB	SO	SB	CS	SLG	OBP	E
2016	AL/San Diego	.000	1	2	0	0	0	0	0	0	0	0	0	0	0	0	0	.000	.000	0
2017	AL/Miami	.000	1	2	0	0	0	0	0	0	0	0	0	2	0	0	0	.000	.000	0
2018	AL/Washington	.000	1	1	0	0	0	0	0	0	0	0	0	0	0	0	0	.000	.000	0
2019	AL/Cleveland	.000	1	2	0	0	0	0	0	0	0	0	0	1	0	0	0	.000	.000	0
All-Star Game Totals		.000	4	7	0	0	0	0	0	0	0	0	0	3	0	0	0	.000	.000	0

WORLD BASEBALL CLASSIC

YEAR	CLUB	AVG	G	AB	R	H	2B	3B	HR	RBI	SH	SF	HB	BB	SO	SB	CS	SLG	OBP	E
2017	Puerto Rico	.370	7	27	7	10	1	0	2	4	0	1	1	2	0	0	0	.630	.419	0

CAREER FIELDING

POS	G	PO	A	E	PCT	TC	DP
SS	887	1144	2183	67	.980	3394	492

METS FROM BOTH SIDES

The following Mets have hit home runs from both sides of the plate in one game:

Player.....	Date
Lee Mazzilli.....	9/3/78 at Los Angeles
Howard Johnson.....	8/31/91 at Cincinnati
Bobby Bonilla.....	4/23/93 vs. San Diego
Bobby Bonilla.....	6/10/93 vs. Philadelphia
Bobby Bonilla.....	5/4/94 vs. San Francisco
Todd Hundley.....	6/18/94 at Florida
Bobby Bonilla.....	5/12/95 vs. Montreal
Todd Hundley.....	5/18/96 at San Francisco
Todd Hundley.....	6/10/96 vs. Atlanta
Carl Everett.....	4/20/97 vs. Chicago (G1)
Todd Hundley.....	5/5/97 vs. Colorado
Todd Hundley.....	7/30/97 vs. Cincinnati
Tony Clark.....	8/3/03 vs. St. Louis

Player.....	Date
José Reyes.....	8/23/03 at Atlanta
Carlos Beltrán.....	7/30/06 at Atlanta
José Reyes.....	8/15/06 at Philadelphia
Carlos Beltrán.....	6/30/07 at Philadelphia
Carlos Beltrán.....	9/17/08 at Washington
Carlos Beltrán.....	9/26/10 at Philadelphia
Carlos Beltrán.....	5/12/11 at Colorado
Asdrúbal Cabrera.....	8/26/16 vs. Philadelphia
Asdrúbal Cabrera.....	4/10/18 at Miami
José Reyes.....	8/1/18 at Washington
Jonathan Villar.....	7/9/21 vs. Pittsburgh
Francisco Lindor.....	9/12/21 vs. New York-AL



JOEY LUCCHESI

#47 LHP

@joeyfuego23
@JoeyFuego44

HT	6-4	WT	235	BT	L	TH	L
----	-----	----	-----	----	---	----	---

OPENING DAY AGE: 28
 BIRTHDATE: JUNE 6, 1993
 BIRTHPLACE: NEWARK, CA
 RESIDES: NEWARK, CA
 MLB SERVICE TIME: 3 YEARS, 67 DAYS
 SIGNED BY: SAN DIEGO
 HOW OBTAINED: ACQUIRED FROM SAN DIEGO IN A THREE-TEAM TRADE WITH PITTSBURGH ON JANUARY 19, 2021.
 CONTRACT STATUS: ELIGIBLE FREE AGENT AFTER 2024

MEET THE MET

- Pronounces his last name loo-KAY-see.
- Gained fame for a pitch he calls a “churve”...He holds it deep in his palm like a classic circle changeup, and for most of his college career, that’s all it was – a basic changeup...Early in his pro career, he began tinkering with his wrist action as he threw it, snapping off the pitch like a breaking ball...It soon became his go-to putaway weapon...Per *Statcast*, his curve had an average 8.9 inch vertical drop in 2019, which was the most movement of any pitcher’s changeup by more than a full inch.
- In 2021, the Mets celebrated reaching base by holding up the grip for the curve.
- Trying to scheme up a creative Twitter handle while at Southeast Missouri State, Lucchesi asked his college teammates for a nickname... One of them suggested “Fuego,” and years later, he still goes by the pseudonym.
- Gets a haircut the day before every start...When he arrives at a new mound, he prefers to spend time on the mound and visualize the start... He did it in college before every Friday night start...Also calls his father, Kenneth, before each start and the two talk through the next day’s game.
- His favorite player was Barry Zito growing up because of his 12-6 curveball.
- Is a big Golden State Warriors fan...Grew up playing basketball and loves the sport...His favorite players were Baron Davis and Monta Ellis.
- Enjoys playing video games and watching movies...His favorite movie is “Step Brothers.”

2021 SEASON

- Suffered a torn UCL in his left elbow during his final start of the season, June 18 at Washington...Underwent Tommy John surgery on June 24.
- In his final five outings of the year (May 22-June 18), put up his five longest and strongest starts of the season...He pitched to a 1.19 ERA (three earned runs/22.2 innings) with 24 strikeouts and just six walks in that span...Of the 111 other pitchers to throw at least 20.0 innings in that span, just two had a lower ERA: Jacob deGrom (0.33) and Sean Manaea (0.84)...It was the lowest ERA he’s posted in a five-game stretch in his career.
- Made his Mets debut in relief on April 7 at Philadelphia, tossing 2.0 scoreless innings...His next appearance was his first start of the year, April 17 at Colorado.
- Tossed 4.0 shutout innings, allowed just one hit and racked up a season-high eight punchouts on May 22 in his start against Miami.
- In relief, Lucchesi owned a 5.14 ERA (four earned runs/7.0 innings) in three games...Opponents hit .231 (6-26) with a .695 OPS when facing him in relief...As a starter, he totaled 31.1 innings with a 4.31 ERA (15 earned runs/31.1 innings), a .248 BAA (28-113) and a .729 OPS against.

CAREER BESTS

WIN STREAK
3 games 8/18/19-9/7/19
LOSS STREAK
4 games 9/13/19-8/1/20
STRIKEOUTS, GAME
11 strikeouts 5/24/19, San Diego at Toronto
DOUBLE-DIGIT STRIKEOUT GAMES
1 game 11, 5/24/19, San Diego at Toronto
LONGEST OUTING, STARTER
7.0 innings 3x, last, 6/17/19, San Diego vs. Milwaukee
MOST WALKS, GAME
5 walks 9/7/19, San Diego vs. Colorado
SCORELESS STREAK
14.0 innings 6/25/18-7/6/18

2020 SEASON

- Appeared in three games for San Diego...Made two starts at the beginning of the season before being optioned...Returned to the major league roster to make one more appearance (0.1 inning in relief) on September 16.

2019 SEASON

- Among all qualifying NL lefties, ranked in the top-5 in opponent average (.233, third), OPS (.702, fourth) and WHIP (1.22, fifth)...Ranked fifth among qualifying major league pitchers with a .183 opposing batting average at home.
- Threw 5.0 innings or more in 80 percent (24 of 30) of his starts...He was 10-5 with a 2.91 ERA (45 earned runs/139.0 innings) in those starts and San Diego went 13-11 in those games.
- Tossed a career-high 7.0 innings on three occasions.
- On May 24 at Toronto, he became the 17th major league pitcher to make a start in the USA, Mexico and Canada...He tossed 6.2 innings of three-hit, three-run ball behind a career-high 11 strikeouts.
- Got the win on his 26th birthday on June 6 vs. Washington, three days after teammate Eric Lauer got the win on his 24th birthday on June 3 vs. Philadelphia... The duo became the first teammates in the majors to do so since Boston's Josh Beckett (May 5, 2012) and Andrew Miller (May 21, 2012).
- Among all MLB pitchers to toss at least 70.0 IP both at home and on the road, Lucchesi's -3.66 ERA differential from road (6.22) to home (2.56) ERA was tied for the second-largest with Adam Wainwright, trailing only Steven Matz (-4.31).

2018 SEASON

- Selected to the major league roster on March 30 and started that same day vs. Milwaukee, becoming the first pitcher of the 2016 draft class to make his major league debut.
- Led the Padres staff in strikeouts (145) and ranked second in starts (26) and innings (130.0).
- Among all MLB rookies, ranked third in SO, tied for fourth in starts, tied for fifth in wins (eight) and sixth in innings pitched.
- Earned his first major league victory in his third career start on April 10 at Colorado.

- Logged a 1.66 ERA and a 2-0 record through his first four starts from March 30-April 15.
- Went on to allow 3 earned runs-or-fewer in 8 of his first 9 career outings from March 30-May 14.
- Optioned to El Paso (AAA) on July 12 to make a start over the All-Star break (July 18 at Albuquerque) before being recalled by San Diego on July 23.

MINOR LEAGUE REVIEW

- **2017:** Named the Padres Minor League Pitcher of the Year, going 11-7 with a combined 2.20 ERA (34 earned runs/139.0 innings) with 148 strikeouts and just 33 walks... Was a California League mid-season All-Star.
- **2016:** Made his pro debut for Tri-City (A)...Named a short-season All-Star by *Baseball America* and was a postseason Northwest League All-Star.

BACKGROUND

- Joseph George Lucchesi graduated from Newark (CA) Memorial High School in 2011 and played two seasons at Chabot College before attending Southeast Missouri State.
- At Southeast Missouri State, became the first pitcher in conference history to win back-to-back Ohio Valley Conference Pitcher of the Year awards...As a senior, was named a Second Team All-American by the National Collegiate Baseball Writers Association... His 149 strikeouts his senior year set a new school and conference record and his 242 career strikeouts broke the Southeast Missouri record.

CAREER TRANSACTIONS

- Selected by the San Diego Padres in the fourth round of the 2016 First-Year Player Draft.
- On the 10-Day Disabled List, May 15-June 20, 2018, with a right hip strain.
- Acquired by the New York Mets from San Diego in a three-team trade on January 19, 2021...The Mets traded C Endy Rodríguez to Pittsburgh.
- On the 60-Day Injured List, June 19, 2021, to undergo Tommy John surgery on his left elbow...Missed the rest of the season.

CAREER STATISTICS

YEAR	TEAM	W-L	ERA	G	GS	CG	SHO	SV	IP	H	R	ER	HR	HB	BB	SO	WP	BK
2016	Tri-City (A)	0-2	1.35	14	10	0	0	1	40.0	27	7	6	0	0	2	53	5	1
	Fort Wayne (A)	0-0	0.00	1	0	0	0	0	2.0	4	0	0	0	0	1	3	1	0
2017	Lake Elsinore (A)	6-4	2.52	14	14	0	0	0	78.2	56	26	22	9	2	19	95	6	2
	San Antonio (AA)	5-3	1.79	10	9	0	0	1	60.1	46	17	12	3	1	14	53	3	1
2018	SAN DIEGO (NL)	8-9	4.08	26	26	0	0	0	130.0	125	63	59	23	4	43	145	4	0
	Lake Elsinore (A)	0-0	0.00	1	1	0	0	0	4.0	0	0	0	0	1	0	6	0	0
	El Paso (AAA)	0-1	23.63	1	1	0	0	0	2.2	7	7	7	1	1	4	2	1	0
2019	SAN DIEGO (NL)	10-10	4.18	30	30	0	0	0	163.2	144	78	76	23	2	56	158	8	0
2020	SAN DIEGO (NL)	0-1	7.94	3	2	0	0	0	5.2	13	5	5	0	1	2	5	0	0
2021	METS	1-4	4.46	11	8	0	0	0	38.1	34	20	19	4	2	11	41	1	0
Minor League Totals		11-10	2.25	41	35	0	0	2	187.2	140	57	47	13	5	40	212	16	4
Major League Totals		19-24	4.24	70	66	0	0	0	337.2	316	166	159	50	9	112	349	13	0

CAREER FIELDING

POS	G	PO	A	E	PCT	TC	DP
P	70	9	48	5	.919	62	4

MARATHON GAMES

Date	Opponent	Innings	Score	Winner	Loser	Site
9/11/74	Cardinals	25	L, 3-4	S. Siebert	Webb	Shea
4/15/68	Astros	24	L, 0-1	Blasingame	Rohr	Houston
5/31/64	Giants	23	L, 6-8	G. Perry	Cisco	Shea
6/8/13	Marlins	20	L, 1-2	Slowey	Marcum	Citi Field
4/17/10	Cardinals	20	W, 2-1	Rodriguez	Mather	St. Louis
7/4/85	Braves	19	W, 16-13	Gorman	Camp	Atlanta
5/24/73	Dodgers	19	W, 7-3	Stone	Rau	LA
5/4/19	Brewers	18	L, 4-3	Williams	Flexen	Milwaukee
7/19/15	Cardinals	18	W, 3-1	C. Torres	Martinez	St. Louis
4/28/85	Pirates	18	W, 5-4	Gorman	Tunnell	Shea
8/26/80	Padres	18	L, 6-8	Rasmussen	Falcone	Shea
6/18/79	Astros	18	L, 2-3	Roberge	Hausman	Houston
9/16/75	Expos	18	W, 4-3	Baldwin	DeMola	Shea
8/1/72	Phillies	18	W, 3-2	Sadecki	Brandon	Shea
10/2/65	Phillies	18	0-0	—	—	Shea
8/5/71	Braves	17	L, 1-2	Barber	R. Taylor	Atlanta
8/19/68	Giants	17	L, 0-1	Linzy	R. Taylor	Shea
5/21/68	Pirates	17	W, 4-3	R. Taylor	Moose	Shea
5/13/66	Giants	17	L, 4-5	Priddy	Eilers	Shea
4/19/76	Cardinals	17	W, 4-3	Apodaca	Wallace	St. Louis
7/9/77	Expos	17	W, 7-5	P. Siebert	McEnaney	Shea
6/10/83	Expos	17	W, 4-2	Ownbey	B. Smith	Shea
9/29/93	Cardinals	17	W, 1-0	Greer	Lancaster	Shea
7/7/07	Astros	17	W, 5-3	Sele	Moehler	Houston



SETH
LUGO
#67 RHP

HT	6-4	WT	233	BT	R	TH	R
----	-----	----	-----	----	---	----	---

OPENING DAY AGE: 32
 BIRTHDATE: NOVEMBER 17, 1989
 BIRTHPLACE: SHREVEPORT, LA
 RESIDES: SHREVEPORT, LA
 MLB SERVICE TIME: 5 YEARS, 82 DAYS
 SIGNED BY: TOMMY JACKSON
 HOW OBTAINED: METS 34TH-ROUND PICK IN THE 2011 FIRST-YEAR PLAYER DRAFT
 CONTRACT STATUS: ELIGIBLE FREE AGENT AFTER 2022

MEET THE MET

- Is an avid frisbee golf player and a fan of the New Orleans Saints.
- Prior to the start of the 2020 season, had his first child, James, with his wife, Amanda.
- Went to Centenary (LA) College when it was a Division I school... Earned Second Team All-Summit League Honors in 2010.
- Started the World Baseball Classic championship game for Puerto Rico vs. the US in 2017...His paternal grandfather was born in Puerto Rico.

CAREER HIGHLIGHTS

- Has a 1.91 ERA (39 earned runs/184.0 innings) at Citi Field, the lowest by any Mets pitcher with at least 100.0 innings.
- Was the NL Reliever of the Month in July 2019...Did not allow an earned run in 12.2 innings with 16 strikeouts.

2021 SEASON

- Underwent surgery performed by Dr. David Altchek on February 16 at the Hospital for Special Surgery in Florida to remove a loose body in his right elbow...Missed the first two months of the season recovering from the procedure...Made his season debut on June 2 against Arizona.
- Had a 0.98 ERA (two earned runs/18.1 innings) in 18 games from July 19-September 3...Did not allow a home run during that span.
- Earned a 2.0 inning save on June 15 against Chicago-NL...Was his first save since August 9, 2020.
- Had 55 strikeouts in 46.1 innings...Had at least two strikeouts in 17 games...Had a 10.70 K/9 ratio...Has had a K/9 ratio of at least 10.00 in each of the last three seasons.

2020 SEASON

- Had a win as a starting pitcher, a win as a relief pitcher and three saves...Was the second season in which he recorded a win as both a starter and a reliever, and notched a save, having previously done that in 2018 (one win as a starter, two as a reliever, three saves)...The only other Mets to do that in more than one season are Nolan Ryan (1969 and 1970), Tug McGraw (1969 and 1974), Pete Falcone (1980, 1981 and 1982) and Ed Lynch (1982 and 1984)...Courtesy of *Elias*.
- Went 2-2 with a 6.15 ERA (18 earned runs/26.1 innings) with eight walks and 36 strikeouts in seven starts and was 1-2 with three saves, two walks, 11 strikeouts and a 2.61 ERA (three earned runs/10.1 innings) in nine games in relief...Six of his nine relief outings were scoreless.
- Retired all nine batters he faced in his start against Miami on August 25 (Game 2)...It was the first "perfect" appearance of three innings or longer by a Mets pitcher since April 14, 2018, when Paul Sewald went "nine up, nine down" in a 3.0-inning relief stint vs. Milwaukee at Citi Field...Before Lugo, the longest "perfect" start by a Mets pitcher was 2.0 innings by Pat Zachry at Philadelphia on September 25, 1980...Zachry had to leave that game after pulling a leg muscle trying to beat out a double-play grounder in the top of the third inning...Courtesy of *Elias Sports Bureau*.
- Ranked seventh in the majors with a 1.40 ERA (three earned runs/19.1 innings) at home (min. 17.0 innings).

CAREER BESTS

WIN STREAK

6 games
8/25/16-6/11/17

LOSS STREAK

2 games
5x, last, 7/31/20-8/14/20

STRIKEOUTS, GAME

8 strikeouts
3x, last, 9/5/20 vs. Philadelphia

LONGEST OUTING, STARTER

7.0 innings
3x, last, 6/11/17 at Atlanta

LONGEST OUTING, RELIEVER

3.0 innings
8x, last, 5/4/19 at Milwaukee

MOST WALKS, GAME

4 walks
3x, last, 7/9/18 vs. Philadelphia

SCORELESS STREAK

17.0 innings
5/1/18-5/25/18

LAST COMPLETE GAME

None

LUGO, SETH

2019 SEASON

- Appeared in a career-high 61 games and recorded career-highs in strikeouts...Had career-highs in strikeout rate (33.1 percent) and a career-low 5.1 percent walk rate.
- Became the fifth Met (sixth time) to record at least 100 strikeouts in a season solely as a reliever...It was the first time since Armando Benitez struck out 106 in 2000... Benitez owns the franchise record with 128 in 1999.
- Earned National League Reliever of the Month honors for July...Went 1-0 with a save and a 0.00 ERA (12.2 IP, three BB, 16 K).
- Had a 15.2-inning scoreless streak from July 2-August 5...Also hurled 14.1 consecutive scoreless frames from August 17-September 15...Allowed only two earned runs in his final 15 appearances of the season, posting a 0.82 ERA (two earned runs/22.0 innings) with two walks and 29 strikeouts.
- Was tied for sixth among all relievers and third in the NL with 104 punchouts...Was tied for sixth in the NL among relievers with seven wins...Ranked sixth in the NL and ninth in the majors with a 6.50 strikeout to walk ratio.
- Led MLB with 16 outings of 2.0 or more scoreless innings.
- Posted a 1.56 ERA (seven earned runs/40.1 IP) at home, second-lowest in the majors (min 35.0 innings).
- Retired 26-straight batters from July 21-August 10, tying him with Bobby Parnell (September 19-October 3, 2012) for the longest such streak by a Mets reliever in franchise history...Held opponents hitless over 35 consecutive at-bats before Washington's Anthony Rendon homered on August 10.
- On September 18 at Colorado, earned his seventh win of the year, tossing 2.0 scoreless innings with three strikeouts...Hit an RBI single in the ninth in his only at-bat of the season.

2018 SEASON

- Was 2-2 with three saves and a 2.30 ERA (20 earned runs/78.1 innings) in 49 games in relief and 1-2 with a 3.91 ERA (10 earned runs/23.0 innings) in five starts (May 31-June 25).
- For the second consecutive year pitched exactly 101.1 innings.
- Was fifth in the NL and 12th in the majors with 78.1 relief innings...Finished second in the NL and seventh in the majors with 27 relief outings of more than 1.0 inning.
- Had a 1.52 ERA (nine earned runs/53.1 innings) at home, the third-lowest in the majors (min. 50.0 innings)...Only Hyun-Jin Ryu (1.15) and Blake Snell (1.27) had lower home marks.
- Tossed a career-high 17.0 consecutive scoreless innings from May 1-25.

- Earned his first major league save on August 12 at Miami with 1.0 scoreless inning in a 4-3 win...Had three professional saves prior to the 2018 season, all with St. Lucie (A) of the Florida State League in 2014.
- Became the third pitcher in major league history with consecutive relief appearances of 2.0 innings or fewer with five or more strikeouts, September 9-13.

2017 SEASON

- Missed the first nine weeks of the season due to right elbow inflammation.
- Tied a franchise record by winning six consecutive road starts from August 25, 2016-June 29, 2017...Tom Seaver and Jerry Koosman each did that twice...Seaver did so from September 20, 1968-May 21, 1969 and August 9-September 27, 1969 while Koosman did it from April 11-June 4, 1968 and September 11, 1972-April 29, 1973.
- Pitched 5.0 or more innings in each of his first 19 starts, the second-longest streak in team history...Matt Harvey began his career with 44 straight starts of at least 5.0 or more innings.
- Also on the 10-Day Disabled List from August 15-27, with a right shoulder impingement...Returned and started the second game of a doubleheader on August 27 against Washington.
- Hit his first career home run with a solo shot in his July 15 start off of Colorado's Chris Rusin in the third inning at Citi Field...Was called on to pinch-hit for the first time in his career on August 9 at Texas.
- Went 2-1 with a 4.20 ERA (seven earned runs/15.0 innings) in three starts for Puerto Rico during the World Baseball Classic...He started the Championship Game vs. the United States.

2016 SEASON

- Was with the Mets from June 30-July 2, July 6-August 2 and August 12 to the end of the season.
- In eight starts after joining the rotation, he went 5-1 with a 2.68 ERA (14 earned runs/47.0 innings).
- Earned his first major league win in his second career start in the Mets' 10-6 victory against St. Louis on August 25 at Busch Stadium...Tossed 5.0 scoreless frames.

MINOR LEAGUE REVIEW

- **2014:** Finished fifth in the Florida State League in strikeouts (114).
- **2012:** Missed the entire season after undergoing lumbar fusion surgery.

BACKGROUND

- Jacob Seth Lugo graduated from Parkway (LA) High School...Lettered in baseball, soccer, football (punter) and track...He was a state finalist in the high-jump (6 feet, 2 inches).

CAREER TRANSACTIONS

- Selected by the New York Mets in the 34th round of the 2011 First-Year Player Draft.
- On the 10-Day Disabled List, April 2 (retroactive to March 30) to June 11, 2017, due to right elbow inflammation...Transferred to the 60-Day DL on May 26.
- On the 10-Day Disabled List, August 15-27, 2017, with a right shoulder impingement.
- On the 10-Day Injured List, May 20-30, 2019, with right shoulder tendinitis.
- On the 10-Day Injured List, March 29, 2021, to recover from right elbow surgery...Transferred to the 60-Day Injured List, May 17-31.

CAREER STATISTICS

YEAR	TEAM	W-L	ERA	G	GS	CG	SHO	SV	IP	H	R	ER	HR	HB	BB	SO	WP	BK	
2011	Kingsport (R)	5-2	3.66	11	10	0	0	0	46.2	42	27	19	5	2	20	44	9	0	
2012		Did Not Pitch - Injured																	
2013	Brooklyn (A)	2-4	4.19	7	7	0	0	0	34.1	34	16	16	3	1	13	27	3	0	
	Savannah (A)	2-2	2.53	5	5	0	0	0	32.0	22	9	9	2	1	6	39	0	0	
2014	St. Lucie (A)	8-3	4.11	27	4	0	0	3	105.0	100	55	48	12	4	38	114	7	0	
2015	Binghamton (AA)	6-5	3.80	19	19	0	0	0	109.0	108	54	46	8	5	30	97	6	0	
	Las Vegas (AAA)	2-2	4.00	5	5	0	0	0	27.0	27	13	12	3	2	5	30	2	0	
2016	Las Vegas (AAA)	3-4	6.50	21	14	0	0	0	73.1	103	63	53	10	1	20	62	4	0	
	METS	5-2	2.67	17	8	0	0	0	64.0	49	19	19	7	4	21	45	1	1	
2017	METS	7-5	4.71	19	18	0	0	0	101.1	114	57	53	13	2	25	85	2	1	
	St. Lucie (A)#	0-1	8.10	2	1	0	0	0	6.2	9	7	6	2	1	1	4	0	0	
	Binghamton (AA)#	1-1	2.77	2	2	1	0	0	13.0	14	4	4	1	0	2	15	0	0	
2018	METS	3-4	2.66	54	5	0	0	3	101.1	81	36	30	9	2	28	103	2	1	
2019	METS	7-4	2.70	61	0	0	0	6	80.0	56	28	24	8	5	16	104	2	0	
2020	METS	3-4	5.15	16	7	0	0	3	36.2	40	22	21	8	2	10	47	1	0	
2021	METS	4-3	3.50	46	0	0	0	1	46.1	41	18	18	6	1	19	55	0	0	
	St. Lucie (A)#	0-0	0.00	1	1	0	0	0	1.0	0	0	0	0	0	0	0	0	0	
	Syracuse (AAA)#	0-0	2.70	3	0	0	0	0	3.1	4	3	1	0	0	4	5	0	0	
Minor League Totals		29-24	4.27	103	68	1	0	3	451.1	463	251	214	46	17	139	437	31	0	
Major League Totals		29-22	3.46	213	38	0	0	13	429.2	391	180	165	51	16	119	439	8	3	

- rehabilitation assignment

WORLD BASEBALL CLASSIC

YEAR	CLUB	W-L	ERA	G	GS	CG	SHO	SV	IP	H	R	ER	HR	HB	BB	SO	WP	BK
2017	Puerto Rico	2-1	4.20	3	3	0	0	0	15.0	11	7	7	3	0	5	12	1	0

CAREER FIELDING

POS	G	PO	A	E	PCT	TC	DP
P	213	42	37	2	.975	81	3

MOST HOME RUNS SURRENDERED

CAREER

Pitcher	HR
1. Tom Seaver.....	212
2. Jerry Koosman.....	187
3. Ron Darling.....	155
4. Sid Fernandez.....	138
5. Bobby J. Jones.....	137

SEASON

Pitcher	HR
1. Roger Craig (1962).....	35
2. Pedro Astacio (2002).....	32
3. Jay Hook (1962).....	31
4. Pete Harnisch (1996).....	30
Rick Reed (1998).....	30
6. Roger Craig (1963).....	28
Rick Reed (2000).....	28
Steve Trachsel (2001).....	28
Jacob deGrom (2017).....	28
10. Chris Capuano (2011).....	27
Steven Matz (2019).....	27



JAKE MANGUM

NON-ROSTER INVITE

#89 OF

@jakemangum15

@jakemangum15

HT	6-1	WT	195	BT	S	TH	L
----	-----	----	-----	----	---	----	---

OPENING DAY AGE: 26
 BIRTHDATE: MARCH 8, 1996
 BIRTHPLACE: FLOWOOD, MS
 RESIDES: PEARL, MS
 MLB SERVICE TIME: 0 YEARS, 0 DAYS
 SIGNED BY: JET BUTLER
 HOW OBTAINED: METS FOURTH-ROUND PICK IN THE 2019 FIRST-YEAR PLAYER DRAFT
 CONTRACT STATUS: SIGNED THROUGH 2022

MEET THE MET

- Enters the season ranked as the No. 22 Mets prospect, per *MLB Pipeline* and No. 28 prospect in the Mets system according to *Baseball America*.
- Comes from a family with a history of playing pro sports...His father, John, was a defensive back for the Chicago Bears from 1990-1998...His uncle Kris Mangum was a tight end for the Carolina Panthers from 1997-2006...His grandfather John "Big John" Mangum played for the Boston Patriots in the AFL.

MINOR LEAGUE REVIEW

- 2021:** Combined to hit .285 (96-337) in 84 games between Brooklyn (A+) and Binghamton (AA), being named a *miLB.com* organizational All-Star...Earned AA-Northeast Player of the Week (August 8) honors while with Binghamton...His .294 average with the Rumble Ponies ranked tied for fourth in the league.
- 2020:** Did not play due to the cancellation of the minor league season because of the COVID-19 pandemic.
- 2019:** Played his first professional season with Brooklyn (A)...Started an eighth-inning rally in game three of the New York-Penn League Championship Series to help the Cyclones win their first title.

BACKGROUND

- Jake Thomas Mangum graduated from Jackson Prep High School in Jackson, Mississippi before attending Mississippi State University, where he batted .357 in four seasons...Finished his career ranked No.4 all-time in NCAA history with 383 hits.
- In 2016, was the first freshman to be awarded the C Spire Ferriss Trophy as the top collegiate baseball player in the state of Mississippi...Was the first player to receive the Trophy twice, after earning it again in 2019.
- Originally committed to playing college baseball at the University of Alabama before deciding on Mississippi State.
- Was originally selected by the New York Yankees in the 30th round of the 2017 First-Year Player Draft and by the New York Mets in the 32nd round of the 2018 First-Year Player Draft, but did not sign...Was the first Mississippi State baseball player chosen in three different MLB draft cycles.

CAREER TRANSACTIONS

- Selected by the New York Mets in the fourth round of the 2019 First-Year Player Draft.

CAREER STATISTICS

YEAR	TEAM	AVG	G	AB	R	H	2B	3B	HR	RBI	SH	SF	HB	BB	SO	SB	CS	SLG	OBP	E
2019	Brooklyn (A)	.247	53	182	29	45	5	2	0	18	2	1	10	15	26	17	5	.297	.337	2
2021	Brooklyn (A+)	.206	9	34	7	7	1	0	2	6	0	0	1	3	15	0	1	.412	.289	1
	Binghamton (AA)	.294	75	303	56	89	21	4	7	41	0	8	3	16	58	14	6	.459	.342	0
Minor League Totals		.272	137	519	92	141	27	6	9	65	2	4	19	34	99	31	12	.399	.337	3

1-0 GAMES

The Mets have an all-time record of 138-124 in games that have ended with 1-0 scores. The Mets went 2-3 in 1-0 games in 2021, with three of those five games (including both wins) occurring in 7.0-inning doubleheader games. New York played in consecutive 1-0 games on May 1 and May 2, 2019 vs. Cincinnati, losing the former and winning the latter game behind Noah Syndergaard's complete game shutout and solo home run. The Mets posted their most wins in 1-0 games in 1969, when the club went 9-5. On September 29, 1993 the Mets and Cardinals battled for 16 scoreless innings before Jeff Kent's 17th-inning double plated the game's only run. A long evening, but not a club record. That honor belongs to the 1-0 Mets loss on April 15, 1968 when the Mets and Astros went 23 scoreless innings before Houston pushed across the winning run on an infield error in the 24th inning.



STARLING MARTE

#6 OF

@marte06

@Starlingmart

HT	6-1	WT	201	BT	R	TH	R
----	-----	----	-----	----	---	----	---

OPENING DAY AGE: 33
 BIRTHDATE: OCTOBER 9, 1988
 BIRTHPLACE: SANTO DOMINGO, DR
 RESIDES: SANTO DOMINGO, DR
 MLB SERVICE TIME: 8 YEARS, 162 DAYS
 SIGNED BY: RENE GAYO & CHINO VALDEZ (PITTSBURGH)
 HOW OBTAINED: SIGNED AS A FREE AGENT TO A FOUR-YEAR CONTRACT ON NOVEMBER 30, 2021
 CONTRACT STATUS: SIGNED THROUGH 2025

★ GOLD GLOVE: 2015, 2016 ★ ALL-STAR: 2016

MEET THE MET

- One of his childhood idols was Hall of Famer Vladimir Guerrero and says he wanted to emulate him at the plate. Played against him in the 2012-13 Dominican Winter League when Guerrero was playing for Licey and Marte was with Escogido.
- Starling and his siblings grew up with his grandmother, who has 50 grandkids and 40+ great-grandkids. His grandma goes by the name "Ponga," as very few people know her real name.

CAREER HIGHLIGHTS

- Is the only player in the majors with at least 20 stolen bases in each of the last eight full seasons (2013-19, 21)...Is one of five active players with at least 100 career home runs and 200 career stolen bases (Altuve, Gardner, Trout, Turner).
- Ranks second among active players in hit by pitches (133) to Anthony Rizzo (178)...Leads MLB in outfield assists (84) since making his debut in 2012.

2021 SEASON

- Split his season between Miami and Oakland...After being traded to the Athletics, posted some of the best numbers by a trade-deadline acquisition in Oakland history...Batted .316 with 25 steals in 56 games with the A's after hitting .306 with a .407 OBP and 22 steals in 63 games with the Marlins.
- Combined for a .310 batting average, 12 home runs, 55 RBI and a career-high-tying 47 stolen bases in 120 games overall...Added a career-high 43 walks for a career-high .383 on-base percentage.
- Led the majors in stolen bases while ranking fifth in the NL and tying for sixth in the AL...According to *Elias*, he is the first player in major league history to finish in the top 10 in steals in both the AL and NL in the same season...Was successful in 90.3% (47-of-52) of stolen base attempts, which was the best mark of his career.
- Ranked sixth in the majors in batting average and seventh in OBP.

2020 SEASON

- Was the only player in the majors to play 61 games in the 60-game season by virtue of a mid-season trade from Arizona to Miami...Appeared in 33 games for the D-backs and 28 for the Marlins.

POSTSEASON

- Played in one game of the Marlins' Wild Card Series vs. Chicago-NL...Went 2-4 with a double and a run scored...Suffered a fractured left hand when he was hit by a pitch and missed the rest of the playoffs.

2019 SEASON

- Set career-highs in runs, home runs, RBI, extra-base hits (60), slugging percentage and OPS (.845).

CAREER BESTS

HITS, GAME

5 hits

4/15/18, Pittsburgh at Miami

HOME RUNS, GAME

2 home runs

4x, last, 7/13/19, Pittsburgh at Chicago-NL

MULTI-HR GAMES

4 multi-homer games

4 two-homer games

LEADOFF HR

2 leadoff home runs

last, 5/5/13, Pittsburgh vs. Washington

INSIDE-THE-PARK HR

1 inside-the-park home run

5/4/18, Pittsburgh at Milwaukee

WALK-OFF HOME RUNS

6 walk-off home runs

last, 8/6/21, Oakland vs. Texas

PINCH-HIT HOME RUNS

None

RBI, GAME

5 RBI

4/18/15, Pittsburgh vs. Milwaukee

STOLEN BASES, GAME

3 stolen bases

3x, last, 8/1/21, Oakland at Los Angeles-AL

HITTING STREAK

17 games

7/4/18-7/24/18

GRAND SLAMS

2 grand slams

last, 4/8/16, Pittsburgh at Cincinnati

MARTE: STARLING

- Ranked sixth in the NL in steals, collecting at least 20 for the seventh season in a row.
- Traded to Arizona during the 2019-2020 offseason.

2018 SEASON

- Recorded his first 20-homer campaign...Voted team MVP by the Pittsburgh chapter of the BBWAA... Ranked third in the NL with 33 stolen bases.
- Had a career-high 17-game hitting streak from July 4-24.
- Hit his first career inside-the-park home run on May 4 at Milwaukee.

2017 SEASON

- Played three games for his native Dominican Republic in the World Baseball Classic before the season...Went 3-12 with a solo homer.
- Hit a walk-off home run to cap a four-hit performance on April 9 vs. Atlanta...Stole home as part of a double steal on April 11 vs. Cincinnati.
- Served an 80-game suspension after testing positive for Nandrolone, a performance-enhancing substance.

2016 SEASON

- Earned his first career All-Star nod...Singled off Andrew Miller as a pinch hitter in the All-Star Game.
- Won his second straight Rawlings Gold Glove Award.
- Finished sixth in the NL in batting average...Led the NL with 17 outfield assists.
- Connected off J.J. Hoover for his first career grand slam on April 8 at Cincinnati.

2015 SEASON

- Won his first Rawlings Gold Glove Award...Led NL outfielders with 16 assists.
- Led the NL with 19 game-winning RBI...Delivered a walk-off single on June 12 vs. Philadelphia in the 13th inning...Slammed walk-off home runs on August 22 vs. San Francisco and October 2 vs. Cincinnati.

POSTSEASON

- Had an outfield assist in the Wild Card Game vs. Chicago-NL.

2014 SEASON

- Hit his first career walk-off home run on May 2 vs. Toronto.
- Recorded his second career multi-homer game on August 18 vs. Atlanta.
- Had the game-winning hit as the Pirates clinched a playoff berth on September 23 at Atlanta.

POSTSEASON

- Was 1-4 in the Wild Card Game vs. San Francisco.

2013 SEASON

- Ranked third in the National League in stolen bases and tied for second in triples...Ranked second in HBP.
- Hit a ninth-inning home run on September 23 at Wrigley Field to break a 1-1 tie and help the Pirates clinch their first playoff berth since 1992.

POSTSEASON

- Went 3-24 (.125) in six games...Was 2-5 in the Wild Card Game vs. Cincinnati...Homered in Game 2 of the NLDS at St. Louis.

2012 SEASON

- Made his major league debut on July 26 at Houston... Homered on the first pitch he saw in the big leagues.

MINOR LEAGUE REVIEW

- **2012:** Named a *MiLB.com* Organizational All-Star for the second straight year...Was a mid- and postseason International League All-Star.
- **2011:** Was a *MiLB.com* Organizational All-Star... Participated in the SiriusXM All-Star Futures Game at Chase Field, going 1-3 as the starting centerfielder... Named the Eastern League Rookie of the Year.
- **2009:** Had a 22-game hit-streak for West Virginia (A).
- **2008:** Was named a DSL All-Star.
- **2007:** Made his pro debut with the DSL Pirates (R).

BACKGROUND

- Full name is Starling Javier Marte.

CAREER TRANSACTIONS

- Signed by Pittsburgh as a non-drafted free agent on January 4, 2007.
- On the 15-Day Disabled List, August 19-September 7, 2012, with a strained right oblique.
- On the 15-Day Disabled List, August 19-September 7, 2013, with a right hand contusion.
- Signed by Pittsburgh to a six-year contract extension on March 26, 2014.
- On the Bereavement List, July 9-16, 2014.
- On the 7-Day Disabled List, July 23-August 5, 2014, with a concussion.
- On the Paternity Leave List, May 16-19, 2016.
- On the 15-Day Disabled List, September 28, 2016, with lower back tightness...Missed the rest of the season.
- Suspended by MLB for 80 games for violating MLB's Joint Drug Prevention and Treatment Program on April 18, 2017...Reinstated from the Restricted List on July 18.
- On the 10-Day Disabled List, May 16-26, 2018, with a strained right oblique.

- On the 10-Day Injured List, April 20-30, 2019, with an abdominal wall contusion.
- Acquired by the Arizona Diamondbacks from Pittsburgh in exchange for RHP Brennan Malone and INF Liover Peguero on January 27, 2020.
- Acquired by the Miami Marlins from Arizona in exchange for LHP Caleb Smith, RHP Humberto Mejia and a player to be named later on August 31, 2020.
- On the 10-Day Injured List, April 19-May 28, 2021, with a non-displaced rib fracture.
- Acquired by the Oakland Athletics from Miami in exchange for LHP Jesús Luzardo on July 28, 2021.
- Signed by the New York Mets as a free agent to a four-year contract on November 30, 2021.

CAREER STATISTICS

YEAR	TEAM	AVG	G	AB	R	H	2B	3B	HR	RBI	SH	SF	HB	BB	SO	SB	CS	SLG	OBP	E
2007	DSL Pirates (R)	.220	45	132	27	29	4	1	1	11	6	1	7	10	29	16	2	.288	.307	2
2008	DSL Pirates (R)	.296	65	257	53	76	10	2	9	44	4	2	14	16	53	20	8	.455	.367	7
2009	GCL Pirates (R)	.000	2	7	1	0	0	0	0	0	0	0	0	1	0	0	.000	.000	0	
	West Virginia (A)	.312	54	221	41	69	9	5	3	34	0	2	12	12	55	24	7	.439	.377	7
	Lynchburg (A)	1.000	1	2	0	2	0	0	0	1	0	0	0	0	0	0	0	1.000	1.000	0
2010	Bradenton (A)	.315	60	222	41	70	16	5	0	33	2	2	15	12	59	22	8	.432	.386	6
	GCL Pirates (R)	.346	8	26	6	9	3	0	2	5	0	0	1	1	6	4	1	.692	.393	1
2011	Altoona (AA)	.332	129	536	91	178	38	8	12	50	1	2	11	22	100	24	12	.500	.370	8
2012	Indianapolis (AAA)	.286	99	388	64	111	21	13	12	62	2	3	10	28	91	21	12	.500	.347	1
	PITTSBURGH (NL)	.257	47	167	18	43	3	6	5	17	2	2	3	8	50	12	5	.437	.300	3
	State College (A)#	.000	1	5	0	0	0	0	0	0	0	0	0	0	3	0	0	.000	.000	0
2013	PITTSBURGH (NL)	.280	135	510	83	143	26	10	12	35	6	1	24	25	138	41	15	.441	.343	7
2014	PITTSBURGH (NL)	.291	135	495	73	144	29	6	13	56	0	0	17	33	131	30	11	.453	.356	6
	Indianapolis (AAA)#	.083	3	12	0	1	1	0	0	0	0	0	0	0	5	0	0	.167	.083	0
2015	PITTSBURGH (NL)	.287	153	579	84	166	30	2	19	81	3	5	19	27	123	30	10	.444	.337	2
2016	PITTSBURGH (NL)	.311	129	489	71	152	34	5	9	46	1	0	16	23	104	47	12	.456	.362	4
2017	PITTSBURGH (NL)	.275	77	309	48	85	7	2	7	31	0	2	8	20	63	21	4	.379	.333	1
	Bradenton (A)#	.200	3	10	2	2	0	0	0	0	0	0	0	0	2	1	0	.200	.200	0
	Indianapolis (AAA)#	.333	9	36	4	12	1	0	1	3	0	0	2	2	8	3	0	.444	.400	0
2018	PITTSBURGH (NL)	.277	145	559	81	155	32	5	20	72	1	3	8	35	109	33	14	.460	.327	3
2019	PITTSBURGH (NL)	.295	132	539	97	159	31	6	23	82	2	4	16	25	94	25	6	.503	.342	5
2020	ARIZONA (NL)	.311	33	122	23	38	8	1	2	14	0	1	5	10	19	5	2	.443	.384	0
	MIAMI (NL)	.245	28	106	13	26	6	0	4	13	0	0	4	2	22	5	0	.415	.286	1
2021	MIAMI (NL)	.305	64	233	52	71	11	1	7	25	1	1	8	32	57	22	3	.451	.405	2
	Jacksonville (AAA)#	.000	2	6	0	0	0	0	0	0	0	0	0	1	0	0	0	.000	.000	0
	OAKLAND (AL)	.316	56	234	37	74	16	2	5	30	0	1	5	11	42	25	2	.466	.359	1
Minor League Totals		.301	481	1860	330	559	103	34	40	243	15	12	72	103	413	135	50	.457	.359	18
Major League Totals		.289	1134	4342	680	1256	233	46	126	502	16	20	133	251	952	296	84	.451	.346	35

- rehabilitation assignment

CAREER PLAYOFF STATISTICS

YEAR	RND	TEAM/OPP	AVG	G	AB	R	H	2B	3B	HR	RBI	SH	SF	HBP	BB	SO	SB	CS	SLG	OBP	E
2013	NLWC	PIT vs. CIN	.400	1	5	1	2	1	0	0	0	0	0	0	0	0	0	0	.600	.400	0
	NLDS	PIT vs. STL	.053	5	19	1	1	0	0	1	1	0	0	1	1	5	1	0	.211	.143	0
2014	NLWC	PIT vs. SF	.250	1	4	0	1	0	0	0	0	0	0	0	1	0	0	.250	.250	0	
2015	NLWC	PIT vs. CHC	.000	1	4	0	0	0	0	0	0	0	0	0	1	0	0	.000	.000	0	
2020	NLWC	MIA vs. CHC	.500	1	4	1	2	1	0	0	0	0	0	1	0	0	0	.750	.600	0	
Postseason Totals			.167	9	36	3	6	2	0	1	1	0	0	2	1	7	1	0	.306	.231	0
WC Totals			.294	4	17	2	5	2	0	0	0	0	1	0	2	0	0	.412	.333	0	

ALL-STAR GAMES

YEAR	LEAGUE/SITE	AVG	G	AB	R	H	2B	3B	HR	RBI	SH	SF	HB	BB	SO	SB	CS	SLG	OBP	E
2016	NL/San Diego	1.000	1	1	0	1	0	0	0	0	0	0	0	0	0	0	0	1.000	1.000	0

WORLD BASEBALL CLASSIC

YEAR	CLUB	AVG	G	AB	R	H	2B	3B	HR	RBI	SH	SF	HB	BB	SO	SB	CS	SLG	OBP	E
2017	Dominican Republic	.250	3	12	2	3	1	0	1	1	0	0	0	0	1	0	0	.583	.250	1

CAREER FIELDING

POS	G	PO	A	E	PCT	TC	DP
OF	1105	2033	84	35	.984	2152	11



RONNY MAURICIO

#60 INF

@el_chimii04

@chimy48

HT	6-2	WT	222	BT	S	TH	R
----	-----	----	-----	----	---	----	---

OPENING DAY AGE: 21
BIRTHDATE: APRIL 4, 2001
BIRTHPLACE: SAN PEDRO DE MACORÍS, DR
RESIDES: SAN PEDRO DE MACORÍS, DR
MLB SERVICE TIME: 0 YEARS, 0 DAYS
SIGNED BY: MARCIANO ÁLVAREZ
HOW OBTAINED: SIGNED AS A NON-DRAFTED FREE AGENT ON JULY 2, 2017
CONTRACT STATUS: SIGNED THROUGH 2022

MEET THE MET

- His favorite players growing up were José Reyes and Javier Báez...Enjoys the spark and hustle they bring to the game...His favorite athlete is LeBron James, who he thinks is the greatest basketball player of all time.
- Is one of the top prospects in MLB, ranking at No. 92 according to *Baseball America*...He is also the No. 3 prospect in the Mets organization per the publication... According to *MLB Pipeline* he is the 53rd-best prospect in baseball and the 40th top prospect in the game by *The Athletic*.
- Frequently posts dance videos on TikTok (@chimy48).
- Is a switch hitter, but feels more comfortable batting left-handed.

- **2020:** Did not play after the minor league season was canceled...Arrived at the Mets' Alternate Training Site in Brooklyn in mid-August and spent the remainder of the year there...Played for Tigres del Licey in the Dominican Winter League...*Baseball America* rated him as the best athlete and best defensive infielder in the Mets minor league system.
- **2019:** Was a South Atlantic League mid-season All-Star with Columbia (A)...After the season, *Baseball America* rated him as the Mets' top prospect.
- **2018:** Made his pro debut with the GCL Mets (R) and was the Sterling Award recipient there, emblematic of the team's most valuable player...Spent the last week of the season with Kingsport (R) of the Appalachian League.

MINOR LEAGUE REVIEW

- **2021:** Belted 20 home runs, 19 of which came for Brooklyn (A+)...Spent the final week of the season with Binghamton (AA), where he hit .323 (10-31) in eight games...Was named a *MILB.com* Organizational All-Star...Was the High-A East Offensive Player of the Week for the period ending May 9...Played for the Tigres Del Licey in the Dominican Winter League... Batted .244 (22-90) in 25 games.

BACKGROUND

- Ronny Mauricio signed with the Mets as a 16-year-old in the Dominican Republic.

CAREER TRANSACTIONS

- Signed by the New York Mets as a non-drafted free agent on July 2, 2017.

CAREER STATISTICS

YEAR	TEAM	AVG	G	AB	R	H	2B	3B	HR	RBI	SH	SF	HBP	BB	SO	SB	CS	SLG	OBP	E
2018	GCL Mets (R)	.279	49	197	26	55	13	3	3	31	0	5	0	10	31	1	6	.421	.307	14
	Kingsport (R)	.233	8	30	6	7	3	0	0	4	0	2	0	3	9	1	0	.333	.286	2
2019	Columbia (A)	.268	116	470	62	126	20	5	4	37	3	3	5	23	99	6	10	.357	.307	23
2021	Brooklyn (A+)	.242	100	392	55	95	14	5	19	63	0	1	3	24	101	9	7	.449	.290	20
	Binghamton (AA)	.323	8	31	3	10	1	0	1	1	0	0	0	2	11	2	0	.452	.323	2
Minor League Totals		.262	281	1120	152	293	51	13	27	136	3	11	8	62	251	19	23	.403	.302	61

IN A PINCH

The Mets have had five games in where two pinch-hitters have connected for home runs in the same game.

Date	Opponent	Hitter	Inning	Hitter	Inning
8/15/62	Phillies	Choo Choo Coleman	6th	Jim Hickman	8th
9/17/63	Phillies	Joe Hicks	7th	Frank Thomas	9th
8/4/66	Giants	John Stephenson	8th	Ron Swoboda	9th
5/4/91	Giants	Mackey Sasser	9th	Mark Carreon	9th
5/11/97	Cardinals	Butch Huskey	9th	Carl Everett	9th



TREVOR
MAY
#65 RHP

@IamTrevorMay
@trevmay65
@iamtrevormay
@iamtrevormay

HT	6-4	WT	248	BT	R	TH	R
----	-----	----	-----	----	---	----	---

OPENING DAY AGE: 32
 BIRTHDATE: SEPTEMBER 23, 1989
 BIRTHPLACE: LONGVIEW, WA
 RESIDES: SEATTLE, WA
 MLB SERVICE TIME: 7 YEARS, 12 DAYS
 SIGNED BY: DAVE RYLES (PHILADELPHIA)
 HOW OBTAINED: SIGNED AS A FREE AGENT ON DECEMBER 2, 2020
 CONTRACT STATUS: SIGNED THROUGH 2022

MEET THE MET

- Was a 2008 graduate of Kelso (WA) High School where he was the valedictorian.
- Writes and produces house music, live DJs under several monikers, wrote a blog in 2017 for MLBTradeRumors.
- Is an owner of the Zappers, a team in the Fan Controlled Football League, which began in 2021...Minnesota Vikings runningback Dalvin Cook is another part-owner of the team.
- Very active on social media, including Instagram and Twitter as well as Youtube at youtube.com/iamtrevormay.
- Grew up a Ken Griffey Jr. fan and is a Seattle Seahawks fan.
- Is a regular streamer on Twitch.tv under the name "IamTrevorMay"...Fortnite is his game of choice...Hosted "Fortday" at Target Field September 9, 2018 pre-game vs. Kansas City; gamers and baseball fans were invited to watch professional gamers BasicallyDoWork and Jordan Fisher play the online game Fortnite live on the videoboards at Target Field.

CAREER HIGHLIGHTS

- Has the 13th-lowest batting average against (.196) over the last two years in the majors (minimum 85.0 innings)...Also has the 17th-highest K/9 rate (12.01) in the majors since 2019.
- Selected to play in the SiriusXM Futures Game at Target Field in 2014.

2021 SEASON

- Had seven wins, tied for the seventh-most among NL relievers and tied for the 13th-most among major league relievers...The seven victories were one shy of his career-high of eight set in 2015.
- Was seventh among major league relievers with 11.92 strikeouts per nine innings (min. 60 innings)...Finished with 83 strikeouts in 62.2 innings...The 83 strikeouts were tied for the 11th-most among NL relief pitchers.
- Had a career-high four saves...Also established a career-high in appearances (68).
- Did not allow an earned run over 12.0 innings from April 6-May 8, spanning 12 appearances...Had a 10.0 inning scoreless streak from June 16-July 5 (10 games).
- Limited opponents to a .148 (9-61) batting average with three extra-base hits (all doubles) with RISP.

2020 SEASON

- Made the Opening Day roster for third time in his career (also 2016 and 2019) and was the winning pitcher on Opening Day July 24 at Chicago-AL, pitching 1.0 scoreless inning in a 10-5 victory.
- Struck out at least one batter in 19 of 23 appearances and multiple batters in 10 appearances.
- Ranked second in the AL in strikeouts per 9.0 innings pitched with 14.66 (min 20.0 IP).

CAREER BESTS

WIN STREAK

5 games
7/16/16-8/29/18

LOSS STREAK

4 games
3x, last, 8/14/15-5/13/16

STRIKEOUTS, GAME

10 strikeouts
9/14/14, Minnesota at Chicago-AL

LONGEST OUTING, STARTER

7.0 innings
2x, last, 6/3/15 (G2),
Minnesota at Boston

LONGEST OUTING, RELIEVER

2.1 innings
2x, last, 7/24/16,
Minnesota at Boston

MOST WALKS, GAME

7 walks
8/9/14, Minnesota at Oakland

SCORELESS STREAK

12.0 innings
9/17/18-4/10/19

MAY, TREVOR

POSTSEASON

- Tossed 2.0 scoreless frames in the 2020 Wild Card Series vs. Houston.

2019 SEASON

- Made the Opening Day roster for second time in his career and first time since 2016.
- Did not allow a home run in his first 20 appearances from March 30-May 15 (16.1 IP) and just one homer allowed in 31 of his first 32 appearances March 30-June 22 (26.1 IP).
- Struck out multiple batters in six-straight appearances June 27-July 14 and in 11 of 14 appearances from June 27-August 14, posting a 14.29 strikeouts per 9.0 IP in that span...Struck out multiple batters 22 times on the season.
- Held left-handed hitters to a .185 batting average and right-handed hitters to a .182 average.
- Posted an ERA of 1.41 (five earned runs/32.0 innings) in 30 road games.
- Allowed just three of 22 inherited runners (13.6 percent) to score.

POSTSEASON

- Made two appearances in the 2019 ALDS vs. New York-AL, pitching 1.0 scoreless inning (0.1 in Game 1, 0.2 in Game 2) with one hit allowed and two strikeouts.

2018 SEASON

- Spent the first half of the season on the 60-Day DL recovering from Tommy John surgery he had in March of 2017.
- Recalled from Rochester (AAA) on July 31 and made his season debut that same day, his first major league appearance in 688 days.
- Earned his first career save on his 29th birthday, September 23 at Oakland, pitching 1.1 scoreless innings of relief.

2017 SEASON

- Diagnosed with a torn ulnar collateral ligament in his right elbow March 11 and underwent Tommy John surgery March 22 and missed the entire season...Placed on 60-Day Disabled List March 22.

2016 SEASON

- Made an Opening Day roster for the first time in his career.
- Held left-handed hitters to a .153 (9-59) batting average.
- Posted a strikeouts per 9.0 IP ratio of 12.66, seventh-best in the AL and 10th in the majors (min. 40.0 IP).

2015 SEASON

- Made the start in Minnesota's home opener on April 13 vs. Kansas City.
- Moved to the bullpen in the beginning of July; had gone 4-7, 4.37 ERA (80.1 IP, 39 ER) with 18 walks and 71 strikeouts in 15 starts.
- Held opponents scoreless in 14 consecutive relief appearances (13.0 IP) from July 25-August 28.
- Led all AL rookies (min. 100.0 innings) in strikeouts per walk ratio (4.23) and ranked fourth in strikeouts (110) and tied for seventh in games (48).

2014 SEASON

- Selected to pitch in the SiriusXM Futures Game at Target Field, but did not pitch (injured).
- Took the loss in his major league debut in a start August 9 at Oakland, allowing four runs on three hits and seven walks in 2.0 innings pitched.
- Earned his first major league win September 3 vs. Chicago-AL, allowing three runs on six hits in 5.0 innings pitched, with one walk and six strikeouts as the Twins won 11-4.
- Set season- and career-highs with 10 strikeouts (6.0 IP) September 14 at Chicago-AL.

MINOR LEAGUE REVIEW

- **2013:** Named to Eastern League All-Star team...Led the Eastern League in strikeouts (159), tied for first in starts (27) and ranked fifth in innings pitched (151.2).
- **2012:** Led the Eastern League in strikeouts (151), was tied for first in starts (28), tied for eighth in wins (10), and 10th in innings (149.2).
- **2011:** Named a Florida State League All-Star and earned the win (1.0 IP) in the All-Star Game...Struck out 208 batters in 151.1 IP (12.37 K/9.0 IP), third-most in all of minor league baseball...Led the Florida State League in strikeouts and shutouts (two)...Named the top prospect in the Phillies minor league system by *Baseball America*.
- **2010:** Was a Florida State League mid-season All-Star.
- **2009:** Named Phillies minor league Pitcher of the Week August 31-September 7.
- **2008:** Began professional career with the GCL Phillies (R) and participated in Florida Instructional League.

BACKGROUND

- Was a 2008 graduate of Kelso (WA) High School where he was the valedictorian.
- In 2019 raised funds through the Big League Impact ALL WIN campaign, impacting Gillette Children's Hospital.

CAREER TRANSACTIONS

- Selected by Philadelphia in the fourth round of the 2008 First-Year Player Draft.
- Acquired by Philadelphia from Minnesota on December 6, 2012 along with RHP Vance Worley in exchange for OF Ben Revere.
- On the 15-Day Disabled List, June 10-July 5, 2016, with back spasms.
- On the 15-Day Disabled List, August 7-September 9, 2016, with back spasms.
- On the 15-day Disabled List, September 12-end of 2016 season, with a lower back strain.
- On the 60-Day Disabled List, March 22, 2017-June 7, 2018, recovering from Tommy John surgery.
- Signed by the New York Mets to a two-year contract on December 2, 2020.

CAREER STATISTICS

YEAR	TEAM	W-L	ERA	G	GS	CG	SHO	SV	IP	H	R	ER	HR	HB	BB	SO	WP	BK
2008	GCL Phillies (R)	1-1	3.75	5	2	0	0	0	12.0	11	7	5	0	1	7	11	1	0
2009	Lakewood (A)	4-1	2.56	15	15	0	0	0	77.1	58	24	22	3	2	43	95	6	1
2010	Clearwater (A)	5-5	5.01	16	14	0	0	0	70.0	53	41	39	7	5	61	90	9	1
	Lakewood (A)	7-3	2.91	11	11	0	0	0	65.0	51	22	21	3	1	20	92	5	0
2011	Clearwater (A)	10-8	3.63	27	27	3	2	0	151.1	121	65	61	8	5	67	208	8	0
2012	Reading (AA)	10-13	4.87	28	28	0	0	0	149.2	139	87	81	22	11	78	151	8	1
2013	New Britain (AA)	9-9	4.51	27	27	2	2	0	151.2	149	79	76	14	8	67	159	7	0
2014	Rochester (AAA)	8-6	2.84	18	18	1	1	0	98.1	75	33	31	4	0	39	94	2	0
	MINNESOTA (AL)	3-6	7.88	10	9	0	0	0	45.2	59	41	40	7	2	22	44	3	0
2015	MINNESOTA (AL)	8-9	4.00	48	16	0	0	0	114.2	127	53	51	11	4	26	110	4	0
2016	Rochester (AAA)	0-1	2.45	4	0	0	0	1	3.2	1	1	1	0	1	6	1	0	0
	MINNESOTA (AL)	2-2	5.27	44	0	0	0	0	42.2	39	26	25	7	2	17	60	10	0
2017									DID NOT PLAY - INJURED									
2018	Fort Myers (A)	0-0	0.00	1	1	0	0	0	3.0	1	0	0	0	0	3	5	0	0
	Rochester (AAA)	0-4	4.00	13	4	0	0	2	27.0	24	14	12	2	1	16	25	1	0
	MINNESOTA (AL)	4-1	3.20	24	1	0	0	3	25.1	21	9	9	4	1	5	36	1	0
2019	MINNESOTA (AL)	5-3	2.94	65	0	0	0	2	64.1	43	24	21	8	3	26	79	3	0
2020	MINNESOTA (AL)	1-0	3.86	24	0	0	0	2	23.1	20	11	10	5	0	7	38	2	0
2021	METS	7-3	3.59	68	0	0	0	4	62.2	55	29	25	10	0	24	83	7	0
Minor League Totals		54-51	3.88	165	147	6	5	3	809.0	683	373	349	63	35	402	936	48	3
Major League Totals		30-24	4.30	283	26	0	0	11	378.2	364	193	181	52	12	127	450	30	0

- rehabilitation assignment

CAREER PLAYOFF STATISTICS

YEAR	RND	TEAM/OPP	W-L	ERA	G	GS	CG	SHO	SV	IP	H	R	ER	HR	HB	BB	SO	WP	BK
2019	ALDS	MIN vs. NYY	0-0	0.00	2	0	0	0	0	1.0	1	0	0	0	0	0	2	0	0
2020	ALWC	MIN vs. HOU	0-0	0.00	2	0	0	0	0	2.0	0	0	0	0	0	0	0	0	0
Postseason Totals			0-0	0.00	4	0	0	0	0	3.0	1	0	0	0	0	0	2	0	0

CAREER FIELDING

POS	G	PO	A	E	PCT	TC	DP
P	283	10	21	6	.838	37	0

TWO WINS, ONE DAY

Only three pitchers in Mets history—Craig Anderson, Willard Hunter and Jesse Orosco—have won both ends of a doubleheader. Anderson did it on May 12, 1962, beating the Braves at the Polo Grounds, 3-2 and 8-7, with a combined three innings of shutout relief. Hunter accomplished the feat on August 23, 1964 at Shea when 1.2 innings of hitless relief earned him 2-1 and 5-4 wins over Chicago-NL. Orosco joined the group on July 31, 1983 at Shea when he held the Pirates scoreless over a total of five relief innings en route to a pair of 12-inning wins, 7-6 and 1-0. John Franco earned a save and a win (respectively) in a July 30, 1996 doubleheader vs. the Pirates at Shea.



PATRICK MAZEIKA

#76 C

@pattaymaz10

@pattaymaz10

HT	6-2	WT	216	BT	L	TH	R
----	-----	----	-----	----	---	----	---

OPENING DAY AGE: 28
 BIRTHDATE: OCTOBER 14, 1993
 BIRTHPLACE: SPRINGFIELD, MA
 RESIDES: DAYTONA, FL
 MLB SERVICE TIME: 0 YEARS, 80 DAYS
 SIGNED BY: JON UPOIKE
 HOW OBTAINED: METS EIGHTH-ROUND PICK IN THE 2015 FIRST-YEAR PLAYER DRAFT
 CONTRACT STATUS: SIGNED THROUGH 2022

MEET THE MET

- Is married to his wife Jordann, who works as a nurse in the NICU...Together, they have a child, Brady.
- His father worked as a high school math teacher...His mother worked in sales.
- Started playing catcher at a young age...His favorite player was Jason Varitek.

2021 SEASON

- Appeared in 37 games with the Mets in his first major league season...Started 18 games behind the plate and one at first base.
- Was with the Mets from May 5-30, June 22-July 1, August 16-September 14 and September 29 to the end of the season.
- Threw out three runners in 10 stolen base attempts (30%).
- Drove in the game-winning run with a walk-off, pinch-hit fielder's choice in the 10th inning on May 7 vs. Arizona... Was his first career RBI.
- Plated a run with a pinch-hit, bases-loaded walk on May 9 vs. Arizona...Was his second career RBI, both of which came before his first career hit...He is the seventh player in modern history to have multiple RBI within his first three games played without the benefit of a hit.
- Had a second walk-off fielder's choice on May 11 vs. Baltimore...Became the first player with two walk-off RBI in his first four career games since RBI became official in 1920...He is the first player ever with multiple walk-off RBI before his first career hit...Thanks to *Elias*.
- Homered for his first career hit on May 16 at Tampa Bay...Had a pinch-hit single on May 24 and May 25... Made his first career start on May 27 (game two).
- Technically made his major league debut on April 11 vs. Miami (a suspended game completed on August 31).
- Batted .280 (44-157) with an .827 OPS in 44 games with Syracuse (AAA).

2020 SEASON

- Had his contract selected for the first time in his career on August 25...Did not appear in a game...Spent the majority of the year at the team's Alternate Training Site.

MINOR LEAGUE REVIEW

- **2019:** Led Binghamton (AA) in doubles (25), home runs (16), RBI (69), and total bases (176)...Was tied for second in RBI and sixth in home runs in the Eastern League... Had a 15-game hitting streak from April 27-May 16... Earned postseason and mid-season Eastern League All-Star honors...Was named Player of the Week for the week of May 19...Earned his first career weekly honor after going 9-27 with four homers and four doubles in seven games.
- **2018:** Was named an Eastern League mid-season All-Star, his second-straight mid-season honor.
- **2017:** Named to the mid-season and postseason Florida State League All-Star teams...Had a 13-game hitting streak from April 26-May 9 where he batted .479 (23-48)...Saw action at catcher, first base and designated hitter during the season.
- **2015:** Named to the Appalachian League's postseason All-Star team...Was the Sterling Award co-winner at Kingsport (R), emblematic of the top player on his team...Led the Appy League in doubles (27) and OBP (.451).

BACKGROUND

- Patrick Alan Mazeika [mah-ZEE-kah] graduated from Salisbury (CT) High School before attending Stetson University (FL).
- His high school baseball team went 33-0 during his senior year...Also played high school football and basketball.
- Earned first-team Atlantic Sun honors during his freshman and junior seasons at Stetson...Also voted a first-team freshman All-American by *Baseball America* in 2013.
- His father, Joe, played baseball at Springfield College (MA).

CAREER TRANSACTIONS

- Selected by the New York Mets in the eighth round of the 2015 First-Year Player Draft.

CAREER STATISTICS

YEAR	TEAM	AVG	G	AB	R	H	2B	3B	HR	RBI	SH	SF	HBP	BB	SO	SB	CS	SLG	OBP	E
2015	Kingsport (R)	.354	62	226	44	80	27	0	5	48	0	1	17	24	26	1	0	.540	.451	1
2016	Columbia (A)	.305	70	239	34	73	14	0	3	35	1	5	10	38	39	2	0	.402	.414	4
2017	St. Lucie (A)	.287	100	352	45	101	21	0	7	50	0	2	12	48	53	2	2	.406	.398	5
	Binghamton (AA)	.333	6	21	3	7	5	0	0	5	0	0	2	6	0	0	0	.571	.391	0
2018	Binghamton (AA)	.231	87	295	32	68	12	0	9	39	0	2	5	39	35	0	0	.363	.328	4
2019	Binghamton (AA)	.245	116	413	50	101	25	1	16	69	0	6	6	37	89	1	0	.426	.312	11
2021	METS	.190	37	79	6	15	3	0	1	6	0	1	3	4	18	0	0	.266	.253	0
	Syracuse (AAA)	.280	44	157	22	44	9	0	7	33	0	3	3	17	19	0	0	.471	.356	4
Minor League Totals		.278	485	1703	230	474	113	1	47	279	1	19	53	205	267	6	2	.429	.370	29
Major League Totals		.190	37	79	6	15	3	0	1	6	0	1	3	4	18	0	0	.266	.253	0

CAREER FIELDING

Pos	G	PO	A	E	PCT	TC	DP
C	24	166	11	2	.989	179	1
1B	1	5	1	0	1.000	6	0

INSIDE-THE-PARK HOME RUNS

There have been 28 inside-the-park home runs in Mets history. Here is the complete list.

#	Date	Player	Pitcher	Site
1	5/16/62	Gil Hodges	Dick Ellsworth, CHI	Polo Grounds
2	6/23/62	Richie Ashburn	Darragh Stone, HOU	Polo Grounds
3	5/7/63	Charlie Neal +	Art Mahaffey, PHI	Polo Grounds
4	6/5/66	Ron Hunt	Sandy Koufax, LAD	Shea Stadium
5	8/17/67	Bud Harrelson	Juan Pizarro, PIT	Forbes Field
6	9/5/71	Don Hahn	Woodie Fryman, PHI	Veterans Stadium
7	6/12/79	Doug Flynn #	Dave Tomlin, CIN	Shea Stadium
8	8/19/79	Gil Flores	Bill Bonham, CIM	Riverfront Stadium
9	6/27/80	Lee Mazzilli	Steve Carlton, PHI	Veterans Stadium
10	8/12/80	Steve Henderson	Kent Tekulve, PIT	Three Rivers Stadium
11	7/31/82	Wally Backman	Enrique Romo, PIT	Shea Stadium
12	9/10/82	Dave Kingman	Doug Bair, STL	Busch Stadium
13	8/31/83	Mark Bradley	Fernando Valenzuela, LAD	Shea Stadium
14	6/17/84	Darryl Strawberry *	Bruce Sutter, STL	Busch Stadium
15	9/20/87	Howard Johnson	Mike Bielecki, PIT	Three Rivers Stadium
16	5/3/89	Darryl Strawberry	Jose Rijo, CIN	Shea Stadium
17	6/26/90	Kevin Elster	Bryn Smith, STL	Busch Stadium
18	8/14/93	Tim Bogar *	Bobby Thigpen, PHI	Veterans Stadium
19	5/6/95	Edgardo Alfonzo	Matt Grott, CIN	Riverfront Stadium
20	9/24/00	Timo Perez	Bruce Chen, PHI	Veterans Stadium
21	6/11/05	Marlon Anderson **	Francisco Rodriguez, LAA	Shea Stadium
22	4/11/06	Kazuo Matsui	Jake Peavy, SD	PETCO Park
23	9/7/06	José Reyes	Brad Penny, LAD	Shea Stadium
24	8/2/07	Damion Easley	Chris Capuano, MIL	Miller Park
25	8/23/09	Angel Pagan +	Pedro Martinez, PHI	Citi Field
26	5/19/10	Angel Pagan	Livan Hernandez, WAS	Nationals Park
27	9/2/15	Ruben Tejada	Aaron Nola, PHI	Citi Field
28	6/18/18	Brandon Nimmo+	Tyler Anderson, COL	Coors Field

Second at-bat of the inning + Leadoff Home Run

* Was the second home run in consecutive at-bats for player ** Pinch-Hit Home Run



JAMES
McCANN

#33 C

@mccannon33

@JamesMcCann33

HT	6-2	WT	232	BT	R	TH	R
----	-----	----	-----	----	---	----	---

OPENING DAY AGE: 31
 BIRTHDATE: JUNE 13, 1990
 BIRTHPLACE: SANTA BARBARA, CA
 RESIDES: FRANKLIN, TN
 MLB SERVICE TIME: 7 YEARS, 28 DAYS
 SIGNED BY: CHRIS WIMMER (DETROIT)
 HOW OBTAINED: SIGNED AS A FREE AGENT ON
 DECEMBER 19, 2020 TO A FOUR-YEAR CONTRACT
 CONTRACT STATUS: SIGNED THROUGH 2024

★ ALL-STAR : 2019

MEET THE MET

- Enjoys family time with his twin boys...Together, they play lots of baseball and other sports.
- His mom, Carla, was a big Lakers fan...She jokes she named James after former Lakers star James Worthy.
- Played in the same Little League as teammate Jeff McNeil growing up in Santa Barbara, California...The pair reconnected at the 2019 All-Star Game in Cleveland after each was named to his first career All-Star roster.
- Played in the Sirius XM All-Star Futures Game at Citi Field in New York in 2013...Never appeared in a major league game in Queens before signing with the Mets.
- Serves as an ambassador for JACK'S PLACE for Autism and as a brand ambassador for the Taylor Hooton Foundation.

CAREER HIGHLIGHTS

- Caught Lucas Giolito's no-hitter on August 25, 2020 as a member of the White Sox.
- Enjoyed a career year with the White Sox in 2019...Was named to his first All-Star team that year.
- Ranks tied for second among active catchers with five grand slams... Only Yadier Molina (seven) has more.
- His first career home run was an inside-the-parker (April 29, 2015)...His next two home runs were walk-offs...*Elias* says he was the first player to have an IPhR and a walk-off as his first two home runs since Hall of Famer Tim Lincecum in 1981.
- Only two other players have hit two walk-off home runs among their first three home runs: Kirby Higby and Kevin Romine...McCann is the only one to do so in one season.

2021 SEASON

- Made 103 starts, including 97 as a catcher and five as a first baseman, in the first season of a four-year contract.
- His 13 catcher caught stealings were tied for the eighth-most in the majors...Threw out 17 of 63 stolen base attempts (27%).
- Batted .364 (4-11) with two doubles, a home run, five RBI and a 1.203 OPS as a pinch hitter.
- Drove in his first run of the season with his first hit with the Mets, an RBI single in the season opener on April 5...Hit his first homer as a Met on April 14 vs. Philadelphia...Had an RBI in three straight games from May 2-May 6.
- Had a season-high four RBI in a 7-6 Mets win at Arizona on June 2...Hit a game-tying, three-run home run in the seventh at Atlanta on June 29 in a 4-3 Mets win.

CAREER BESTS

HITS, GAME

4 hits

3x, last, 5/29/21 vs. Atlanta

HOME RUNS, GAME

2 home runs

9/9/20, Chicago-AL at Pittsburgh

LEADOFF HR

None

INSIDE-THE-PARK HR

1 inside-the-park home run

4/29/15, Detroit at Minnesota
(Aaron Thompson)

WALK-OFF HOME RUNS

2 walk-off home runs

last, 6/28/15, Detroit vs. Chicago-AL
(Zach Putnam)

PINCH-HIT HOME RUNS

2 pinch-hit home runs

last, 7/19/21 at Cincinnati
(Josh Osich)

RBI, GAME

5 RBI

8/12/17, Detroit vs. Minnesota

STOLEN BASES, GAME

1 stolen base

8x, last, 9/21/21 at Boston

HITTING STREAK

14 games

7/16/17-8/4/17

GRAND SLAMS

5 grand slams

last, 8/16/19,
Chicago-AL at Los Angeles-AL
(Ty Buttrey)

- On July 19 at Cincinnati, hit a pinch-hit, go-ahead two-run home run in the eighth inning...Added another RBI as the game went 11 frames and the Mets won, 15-11.
- Had five extra-base hits and 11 RBI in his final 18 games starting September 10, matching his output from his previous 46 games (June 23-September 9).
- Drove in the game-winning run on September 28 (G2) vs. Miami with a walk-off fielder's choice...Was his third career walk-off RBI.

2020 SEASON

- Appeared in 31 games during the pandemic-shortened season, making 27 starts as the White Sox catcher.
- Caught Lucas Giolito's no-hitter on August 25.
- Batted .429/.528/.714 (12-28) with two homers vs. left-handed pitchers...Hit .362/.415/.660 (17-47) with four homers and 10 RBI in 16 games at home.
- Recorded the first multi-homer game of his career on September 9 at Pittsburgh.

2019 SEASON

- Established career-highs in every category.
- Was named to his first All-Star team...Went 1-1 in the game, singling off Brandon Woodruff in the seventh.
- Batted .295/.372/.492 (36-122) vs. left-handers, .321 (35-109) with seven homers and 47 RBI with RISP, and .309 (17-55) with four homers and 26 RBI with RISP and two outs.
- Crushed a pair of grand slams in a span of three games: August 14 vs. Houston and August 16 at Los Angeles-AL.

2018 SEASON

- Appeared in a career-high 118 games with Detroit.
- Hit his third career grand slam on May 28 vs. Los Angeles-AL.
- Ranked second in the AL with 24 caught stealings...Threw out 36.5 percent of attempted base-stealers, fourth-best in the league.

2017 SEASON

- Hit three homers in the first seven games of the season...Seven of his first 11 hits of the year were home runs.
- Batted .396 (19-48) with five doubles, two home runs, 11 RBI and a .473 on-base percentage in July...Ranked second in the AL during the month in on-base percentage and third in average.
- Posted a career-best, 14-game hitting streak from July 16-August 4, going 21-51 (.412) with five doubles, one home run and six RBI.

- Hit his second career grand slam and drove in a career-high five runs on August 12 vs. Minnesota.

2016 SEASON

- Ranked second in the AL with 25 catcher caught stealings and fourth with a 45.0 (25-58) caught stealing percentage (min. 20 attempts).
- Committed his first career error on May 30 at Los Angeles-AL, ending his modern MLB record of 139 consecutive errorless games by a catcher to start a career.
- Hit his first career grand slam on July 31 vs. Houston off Dallas Keuchel, the first slam Keuchel allowed in his major league career.

2015 SEASON

- Became the sixth catcher in major league history to catch at least 100 games (112) in a season without an error, joining Charles Johnson (Florida, 1997), Chris Iannetta (Colorado, 2008), Mike Matheny (St. Louis, 2003), Buddy Rosar (Philadelphia, 1946) and Chris Snyder (Arizona, 2008).
- Hit his first major league home run on April 29 at Minnesota...Became the first player to have his first career home run be an inside-the-parker since Milwaukee's Nori Aoki on April 20, 2012 vs. Colorado (*Elias*).
- Hit his first career walk-off homer on May 21 vs. Houston...Became the first player since Tim Raines in 1981 whose first two career homers included a game-ending and an inside-the-park homer (*Elias*).
- Recorded his second game-ending home run of the season on June 28 vs. Chicago-AL, becoming the first Tigers rookie to hit two walk-off homers in one season and the first rookie in baseball to do so since the Angels' Mark Trumbo in 2011...Courtesy of *Elias*.

2014 SEASON

- His contract was purchased by Detroit on September 1...Made his major league debut that day at Cleveland as a defensive replacement at catcher in the ninth inning...Recorded his first career hit on September 19 at Kansas City, a single off Jason Vargas.

MINOR LEAGUE REVIEW

- **2013:** Played in the SiriusXM All-Star Futures Game at Citi Field in New York...Was named by *Baseball America* following the season as the Best Defensive Catcher in the Tigers organization.
- **2011:** Made his pro debut with the GCL Tigers (R)...Played with Team USA during the Pan-American Games following the season.

BACKGROUND

- James Thomas McCann graduated from Dos Pueblos (CA) High School before attending the University of Arkansas.
- In 2019, visited injured service members at Walter Reed Medical Center and sick patients and their families at Lurie Children's Hospital, delivered a video message and participated in "Mike's Wish" during Sox Serve Week, visited with players during the "Miracle League" game for people with disabilities, and joined community members for a back-to-school packing event for the CHA's "Home Plate Project" event.
- Was named a semifinalist for the Coleman Company-Johnny Bench Award, which is given annually to the top catcher in collegiate baseball.
- Visited patients at Children's Hospital of Michigan and visited children from Nuestros Pequeños Hermanos Orphanage at the Tigers Dominican Academy in 2015.
- Participated in the Autographs for a Cause (donates money to the Detroit Tigers Foundation).
- Serves as an ambassador for JACK'S PLACE for Autism and as a brand ambassador for the Taylor Hooton Foundation.

- Attended Keeping Kids in the Game and participated in the Gang Resistance Education and Training (G.R.E.A.T.) Program, the Autism Awareness pregame ceremony and the Pitch, Hit and Run pregame ceremony.

CAREER TRANSACTIONS

- Selected by the Detroit Tigers in the second round of the 2011 First-Year Player Draft.
- On the 15-Day Disabled List, April 12-May 3, 2016, with a sprained right ankle.
- On the 10-Day Disabled List, May 26-June 9, 2017, with a left hand laceration.
- Signed by the Chicago White Sox as a free agent on December 19, 2018.
- Signed by the New York Mets as a free agent to a four-year contract on December 15, 2020.
- On the 10-Day Injured List, August 17-September 4, 2021, with back spasms.

CAREER STATISTICS

YEAR	TEAM	AVG	G	AB	R	H	2B	3B	HR	RBI	SH	SF	HBP	BB	SO	SB	CS	SLG	OBP	E
2011	GCL Tigers (R)	.357	5	14	1	5	1	0	1	6	0	0	1	1	1	0	0	.643	.438	1
	West Michigan (A)	.059	9	34	0	2	1	0	0	1	0	1	1	2	12	0	0	.088	.132	1
2012	Lakeland (A)	.288	45	160	24	46	10	0	0	20	0	2	5	10	29	3	0	.350	.345	6
	Erie (AA)	.200	64	220	15	44	12	0	2	19	1	1	0	8	44	2	2	.282	.227	3
2013	Erie (AA)	.277	119	441	50	122	30	1	8	54	1	7	7	30	85	3	3	.404	.328	6
2014	Toledo (AAA)	.295	109	417	49	123	34	0	7	54	2	7	9	25	90	9	2	.427	.343	6
	DETROIT (AL)	.250	9	12	2	3	1	0	0	0	0	0	0	2	1	0	0	.333	.250	0
2015	DETROIT (AL)	.264	114	401	32	106	18	5	7	41	4	1	3	16	90	0	1	.387	.297	0
2016	DETROIT (AL)	.221	105	344	31	76	9	1	12	48	1	3	2	23	109	0	1	.358	.272	0
	Toledo (AAA)#	.091	6	22	2	2	0	0	0	2	0	0	0	5	6	0	0	.091	.259	4
2017	DETROIT (AL)	.253	106	352	39	89	14	2	13	49	1	3	9	26	89	1	0	.415	.318	0
	Toledo (AAA)#	.667	2	6	1	4	0	0	0	3	0	0	0	1	1	0	0	.667	.714	2
2018	DETROIT (AL)	.220	118	427	31	94	16	0	8	39	0	2	2	26	116	0	3	.314	.267	5
2019	CHICAGO (AL)	.273	118	439	62	120	26	1	18	60	1	0	6	30	137	4	1	.460	.328	7
2020	CHICAGO (AL)	.289	31	97	20	28	3	0	7	15	0	2	4	8	30	1	1	.536	.360	4
2021	METS	.232	121	375	29	87	12	1	10	46	0	3	2	32	115	1	2	.349	.294	6
Minor League Totals		.265	359	1314	142	348	88	1	18	159	4	18	23	82	268	17	7	.374	.315	23
Major League Totals		.246	722	2447	246	603	99	10	75	298	7	14	28	161	688	8	9	.387	.299	28

- rehabilitation assignment

CAREER PLAYOFF STATISTICS

YEAR	RND	TEAM/OPP	AVG	G	AB	R	H	2B	3B	HR	RBI	SH	SF	HBP	BB	SO	SB	CS	SLG	OBP	E
2020	ALWC	CWS vs. OAK	.167	2	6	1	1	0	0	0	0	0	0	1	0	3	0	0	.167	.286	0

ALL-STAR GAMES

YEAR	LEAGUE/SITE	AVG	G	AB	R	H	2B	3B	HR	RBI	SH	SF	HBP	BB	SO	SB	CS	SLG	OBP	E
2019	AL/Cleveland (AL)	1.000	1	1	0	1	0	0	0	0	0	0	0	0	0	0	0	1.000	1.000	0

CAREER FIELDING

POS	G	PO	A	E	PCT	TC	DP
C	677	5104	262	28	.995	5104	41
1B	6	37	5	0	1.000	42	4



JEFF McNEIL

#1 INF/OF

@jeffMcNeil805

@JeffMcNeil805

HT	6-0	WT	192	BT	L	TH	R
----	-----	----	-----	----	---	----	---

OPENING DAY AGE: 29
 BIRTHDATE: APRIL 8, 1992
 BIRTHPLACE: SANTA BARBARA, CA
 RESIDES: NIPOMO, CA
 MLB SERVICE TIME: 3 YEARS, 69 DAYS
 SIGNED BY: DREW TOUSSAINT
 HOW OBTAINED: METS 12TH-ROUND PICK IN THE 2013 FIRST-YEAR PLAYER DRAFT
 CONTRACT STATUS: FREE AGENT AFTER 2024

★ ALL-STAR: 2019

MEET THE MET

- Began using a knobless bat in 2016 after Lamar Johnson, then the Mets minor league hitting coordinator, gave him one to try...Has used one ever since.
- Is a scratch golfer...Was named MLB's best golfer by *Golf Magazine* in 2019...Participated in the US Junior Amateur Golf Tournament in 2009...Jordan Spieth played in the same tournament...Played in the Santa Barbara City Golf Championship during the 2020-2021 offseason...Shot a 59 at Canyon Lakes Golf Course before the start of Summer Camp in 2020.
- Adopted a mixed pup named Willow from North Shore Animal League after a Bark in the Park promotion on July 26, 2019...McNeil homered that night...Willow is named after the street where he and his wife, Tatiana, were married in California...During the 2019-2020 offseason, adopted a cat named Mac.
- Was a judge at the 2019 Nathan's Hot Dog Eating Contest in Coney Island.
- His brother Ryan was a third-round pick by the Chicago Cubs in the 2012 First-Year Player Draft and pitched in the Cubs system from 2012-2018.

CAREER HIGHLIGHTS

- Tied for sixth in NL Rookie of the Year voting in 2018...Led all rookies with a .329 batting average, the highest by a rookie in franchise history (min. 200 AB).
- Has the third-highest OPS in Mets history (min. 1000 PA)...Ranks fifth in on-base percentage (.383) and slugging (.501).
- Was the first player to begin his career with three-straight seasons hitting .300 or better in 200 or more plate appearances since Albert Pujols and Ichiro Suzuki (each had 10-straight seasons from 2001-10)...Courtesy of *Elias*.
- Was selected to his first career All-Star team in 2019 in Cleveland...Entered the game as a defensive replacement in the sixth inning and went 0-1 at the plate.
- Set a Mets record by reaching 100 career hits in his 291st career at-bat...Moises Alou was previously the fastest Met to 100 hits (294 AB)...Also reached the 200-hit mark in his 599th at-bat, which ties him with Mike Hargrove for fifth-fastest among players who debuted in the expansion era, behind Wade Boggs (566), Ichiro Suzuki (573), Fred Lynn (587) and Pablo Sandoval (597)...Courtesy of *Elias*.
- Won the Mets' 2019 Heart and Hustle Award.
- In 2021, hit safely in a career-high 16 consecutive games (.390, 23-59) surrounding the All-Star break from July 7-30...Reached base in a career-high 19 consecutive games (.364/.425/.576 during the streak) from July 7-August 1.

CAREER BESTS

HITS, GAME

4 hits

8x, last, 5/2/21 at Philadelphia

HOME RUNS, GAME

2 home runs

9/11/19 vs. Arizona

MULTI-HR GAMES

1 multi-HR game

9/11/19 vs. Arizona

LEADOFF HR

3 leadoff HRs

last, 8/5/19 vs. Miami

(Robert Dugger)

INSIDE-THE-PARK HR

None

WALK-OFF HOME RUNS

None

PINCH-HIT HOME RUNS

1 pinch-hit home run

8/3/19 at Pittsburgh

(Michael Feliz)

RBI, GAME

3 RBI

8x, last, 9/9/20 vs. Baltimore

STOLEN BASES, GAME

1 stolen base

15x, last, 9/30/21 vs. Miami

HITTING STREAK

16 games

7/7/21-7/30/21

GRAND SLAMS

None

McNEIL, JEFF

2021 SEASON

- Almost exclusively played second base until the end of August...All but one of his last 27 starts came in left field.
- Missed over a month with a strained left hamstring suffered in mid-May...After returning from the IL in late June, batted .351 (27-77) in July, 15th in the majors and 12th in the NL.
- Averaged 7.34 plate appearances per strikeout, fifth in the NL and 14th in the majors (min. 400 PA).
- Hit safely in a career-high 16 consecutive games (.390, 23-59) surrounding the All-Star break from July 7-30... Reached base in a career-high 19 consecutive games (.364/.425/.576 during the streak) from July 7-August 1.
- Crushed a game-tying home run to lead off the ninth inning on April 8, the Mets' home opener vs. Miami (also his birthday)...He became the 16th player in Mets history to hit a home run on his birthday.
- Collected a season-high four hits on May 2 at Philadelphia for his first multi-hit game of the season.
- Hit a walk-off, two-run single in game one on July 7 vs. Milwaukee...It was his first career walk-off RBI and hit.

2020 SEASON

- Ranked ninth in the NL and 13th in the majors with a .311 average and finished 11th in the league and 18th in MLB with a .383 OBP.
- Batted .300 or better in nearly every situation: vs. LHP (.303), vs. RHP (.316), at home (.316), on the road (.306), in day games (.306), at night (.313), with runners on (.355), with runners in scoring position (.308), with RISP and two outs (.318), with the bases loaded (.400) and with two outs (.365).
- Ranked third in the majors (min. 50 AB) and led the NL with a .408 (29-71) average in Interleague games...His 1.038 OPS vs. the AL was seventh-best in the NL.
- Swung at the first pitch in 52.9 percent of his plate appearances...Luis Robert (54.2 percent) was the only player to do so more often.
- Was fifth in the NL with a .356 average and ninth with a .998 OPS in September.
- Ended the longest home run drought of his career (138 AB) on September 6 and went deep in four consecutive games for the first time in his career...Were his only four homers of the season.

2019 SEASON

- Made his first Opening Day roster and earned his first All-Star selection.
- Finished with the fourth-highest batting average (.318, 162-510) in the National League, which led the Mets.

- Also ranked tied for fifth in doubles (38), tied for fifth in hit by pitches (21), and eighth in on-base percentage (.384)...His 21 hit by pitches were tied for the second-most in franchise history, (Nimmo, 22 in 2018, Alonso, 21 in 2019).
- Had three separate stints on the IL: twice strained his left hamstring and missed the last week of the season after fracturing his right wrist on a hit-by-pitch.
- Also ranked among NL leaders in wRC+ (143, fifth), wOBA (.384, 10th) and strikeout percentage (13.2 percent, seventh-lowest).
- Had the eighth-best batting average with runners in scoring position in baseball (.350, 36-103) (min. 100 at-bats).
- Homered in three-straight games for the first time in his career from August 3-5.
- From Opening Day to July 23, hit .342 (114-333), which led the major leagues.
- His 53 multi-hit games in 2019 were tied for the fourth-most in the NL...With four games of at least four hits, McNeil trailed only Colorado's Charlie Blackmon (five games) in the NL.
- His 1.371 OPS on the first pitch was the highest in the majors since Matt Holliday recorded a 1.453 mark in 2007...Courtesy of *Elias*.
- Crushed three leadoff homers (July 3, July 14, and August 5).

2018 SEASON

- Finished tied for sixth in the NL Rookie of the Year Award voting, garnering one fifth-place vote...His .329 average and six triples led all NL rookies.
- Had his contract selected from Las Vegas (AAA) on July 24...Made his major league debut that night as a pinch-hitter and recorded his first MLB hit with a single.
- Made his first MLB start on July 26 at Pittsburgh (started at third base)...Hit his first major league homer and recorded his first RBI on July 31 at Washington.
- Hit .329 (74-225) with three homers, 11 doubles, six triples, 19 RBI, a .381 OBP and 35 runs scored...From his debut through the end of the season, led the Mets with 74 hits and a .329 average (eighth in majors, min. 200 PA).
- His .381 OBP was the third-highest by a Mets rookie in franchise history...Only Wally Backman (.387) and Dave Magadan (.386) posted a higher OBP in their rookie season (min. 200 PA).
- Hit safely in 34 of his last 40 starts, going 60-167 (.359) with nine doubles, six triples, 15 RBI and 29 runs scored.
- Had a hit in eight straight at-bats from August 19-22, the longest stretch by a Mets rookie in team history...John Milner held the previous record of seven...Research courtesy of *Elias*.

MINOR LEAGUE REVIEW

- **2018:** Was named the Sterling Award winner for Binghamton (AA), emblematic of the team's MVP...Hit .368 (46-125) with 10 doubles, two triples, five homers, 28 RBI and a 1.027 OPS in 31 games for Las Vegas (AAA).
- **2016:** Was limited to three games with Binghamton (AA) due to a core muscle repair (double sports hernia) and a torn labrum.
- **2015:** Earned mid-season and postseason Florida State League All-Star honors...Led all FSL hitters with a .373 OBP and 80 runs scored.
- **2014:** Was named a mid-season SAL All-Star at Savannah (A).
- **2013:** Made his professional debut with Kingsport (R).

BACKGROUND

- Jeff McNeil graduated from Nipomo (CA) High School before attending Long Beach State.
- At Nipomo, played golf, baseball and basketball...Was a three-time All-League selection in golf and a two-time honoree in basketball.
- Was named to 2012 All-Academic Big West team.

- Participated in the MLB The Show Players' League to help raise money for the Boys & Girls Clubs of America and Canada during the coronavirus-induced league shutdown, advancing to the semifinals before falling to eventual champion Blake Snell...Thirty major league players participated in the league...McNeil went 21-8 in the "regular season" to earn the No. 4 seed in the eight-team playoff tournament...His family's dog, Willow, was often seated with Jeff during his game streams and McNeil fed Willow a treat each time he scored a run.
- Posted a message with his wife, Tatiana, thanking medical workers during the shutdown.
- Supported the Center for Disaster Philanthropy (CDP)...Fans who donated were entered into a raffle to win a pair of signed cleats.

CAREER TRANSACTIONS

- Selected by the New York Mets in the 12th round of the 2013 First-Year Player Draft.
- On the 10-Day Injured List, May 23-June 4 and August 14-24, 2019, with a strained left hamstring.
- On the 60-Day Injured List, September 26, 2019, with a fractured right wrist...Missed the rest of the season.
- On the 10-Day Injured List, May 17-June 21, 2021, with a strained left hamstring.

CAREER STATISTICS

YEAR	TEAM	AVG	G	AB	R	H	2B	3B	HR	RBI	SH	SF	HBP	BB	SO	SB	CS	SLG	OBP	E
2013	Kingsport (R)	.329	47	164	26	54	9	2	0	18	3	5	10	17	14	11	2	.409	.413	5
2014	Savannah (A)	.332	59	232	38	77	20	2	2	38	3	2	8	20	34	15	3	.461	.401	7
	St. Lucie (A)	.246	58	207	31	51	8	2	1	13	7	1	4	22	25	2	2	.319	.329	6
2015	St. Lucie (A)	.312	119	468	80	146	18	6	1	40	11	3	12	35	59	16	5	.382	.373	13
	Binghamton (AA)	.200	4	15	0	3	0	0	0	0	0	0	0	1	2	0	1	.200	.250	0
2016	Binghamton (AA)	.250	3	12	2	3	1	0	1	2	0	0	0	2	1	1	0	.583	.357	0
2017	St. Lucie (A)	.324	30	105	13	34	7	0	3	15	0	0	4	7	19	2	2	.476	.388	6
	Las Vegas (AAA)	.254	18	71	12	18	5	0	1	6	0	2	2	3	10	2	0	.366	.295	2
2018	Binghamton (AA)	.327	57	214	49	70	16	3	14	43	0	0	5	22	23	3	0	.626	.402	10
	Las Vegas (AAA)	.368	31	125	23	46	10	2	5	28	0	3	1	14	19	3	0	.600	.427	3
	METS	.329	63	225	35	74	11	6	3	19	4	0	5	14	24	7	1	.471	.381	3
2019	METS	.318	133	510	83	162	38	1	23	75	0	1	21	35	75	5	6	.531	.384	7
	Brooklyn (A)#	.250	1	4	1	1	0	0	0	0	0	0	0	0	0	0	0	.250	.250	0
	Syracuse (AAA)#	---	1	0	1	0	0	0	0	0	0	0	0	0	0	1	0	---	1.000	0
2020	METS	.311	52	183	19	57	14	0	4	23	0	3	3	20	24	0	2	.454	.383	5
2021	METS	.251	120	386	48	97	19	1	7	35	0	1	10	29	58	3	0	.360	.319	8
	Syracuse (AAA)#	.400	4	15	4	6	2	0	1	2	0	0	0	1	4	0	0	.733	.438	0
	Brooklyn (A+)-	.000	1	2	0	0	0	0	0	0	0	0	0	0	0	0	0	.000	.000	0
Minor League Totals		.312	433	1634	280	509	96	17	29	205	24	16	47	144	210	56	15	.444	.380	52
Major League Totals		.299	368	1304	185	390	82	8	37	152	4	5	39	98	181	15	9	.459	.364	23

#- rehabilitation assignment

ALL-STAR GAME

YEAR	LEAGUE/SITE	AVG	G	AB	R	H	2B	3B	HR	RBI	SH	SF	HBP	BB	SO	SB	CS	SLG	OBP	E
2019	NL/Cleveland	.000	1	1	0	0	0	0	0	0	0	0	0	0	0	0	0	.000	.000	0

CAREER FIELDING

POS	G	PO	A	E	PCT	TC	DP
2B	182	257	341	10	.984	608	86
3B	46	21	62	7	.922	90	9
OF	151	197	7	6	.971	210	1



TYLOR
MEGILL
#38 RHP
 @tylor_megill

HT	6-7	WT	241	BT	R	TH	R
----	-----	----	-----	----	---	----	---

OPENING DAY AGE: 26
 BIRTHDATE: JULY 28, 1995
 BIRTHPLACE: LONG BEACH, CA
 RESIDES: TUSCON, AZ
 MLB SERVICE TIME: 0 YEARS, 103 DAYS
 SIGNED BY: BRIAN REID
 HOW OBTAINED: METS EIGHTH-ROUND PICK IN THE 2018 FIRST-ROUND PLAYER DRAFT
 CONTRACT STATUS: SIGNED THROUGH 2022

MEET THE MET

- Nicknamed “Big Drip” by Mets teammates.
- His brother, Trevor, plays in the Minnesota Twins system...The two attended college together at Loyola Marymount University...Tyler and Trevor both debuted in the majors in 2021...Elias notes that there have been three other pairs of brothers to make their major league debut in the same season since 2000: Scott & Tyler Heineman (2019), Joe & A.J. Jimenez (2017) and Donovan & Jhonatan Solano (2012).
- His dad Kevin was a rower at UCLA.
- His parents named him Tylor with an “OR” ending to match the ending in his brother’s name, Trevor.
- Was discovered by his agent when he showed up to catch for his brother Trevor, who was being scouted...The agent (then scout) asked, “Why don’t you pitch?”...Tyler said, “I’ve never pitched.”
- Tylor Megill was the last Mets pitcher to record a hit before MLB adopted the universal DH in 2022. Megill doubled to the gap in centerfield in Atlanta on October 1, 2021.

2021 SEASON

- Made his major league debut on June 23 .
- Among pitchers to make their first 18 career starts with the Mets, Megill ranked seventh with 99 strikeouts.
- Posted a major league-leading 1.04 ERA in July (min. 25.0 IP)...Only two other pitchers in Mets history have had a better ERA in the month of July: Jon Matlack had 0.86 ERA in July 1972 and Rick Aguilera had a 0.89 ERA in July 1985.
- Held right-handed batters to a .200 batting average, the 10th-best mark in the NL (min. 175 batters faced)...His .244 opponent OBP against righties ranked fourth in the NL behind Max Scherzer (.211), Trevor Bauer (.227) and Corbin Burnes (.232).
- Tossed 7.0 innings, his longest start of the season, and racked up a season-high 10 strikeouts against New York-AL on September 10.
- Allowed two runs or fewer in 10 of his 18 starts.

MINOR LEAGUE REVIEW

- **2021:** Made eight starts between Binghamton (AA) and Syracuse (AAA)...He was 2-1 with a 3.35 ERA (15 earned runs/40.1 innings), walked 12 and struck out 59...He averaged 13.16 strikeouts per 9.0 innings and walked just 2.68 per 9.0 IP.
- **2020:** Did not pitch after the minor league season was canceled.
- **2019:** Pitched at three levels...Columbia (A) of the South Atlantic League, St. Lucie (A) of the Florida State League and Binghamton (AA) of the Eastern League...Combined to strike out 92 in 71.2 innings...Made 22 appearances, 11 starts...Earned two saves.

CAREER BESTS

WIN STREAK
1 game
 4x, last, 10/1/21-present

LOSS STREAK
2 games
 2x, last, 9/15/21-9/24/21

STRIKEOUTS, GAME
10 strikeouts
 9/10/21 vs. New York-AL

DOUBLE-DIGIT STRIKEOUT GAMES
1 game
 9/10/21 vs. New York-AL

LONGEST OUTING, STARTER
7.0 innings
 9/10/21 vs. New York-AL

MOST WALKS, GAME
4 walks
 9/24/21 at Milwaukee

SCORELESS STREAK
17.2 innings
 7/10/21-7/28/21

LAST COMPLETE GAME
 9/4/21 at Washington (6.0 IP, Lost, 4-3)

- **2018:** Made his professional debut with Brooklyn (A) of the New York-Penn League...Had 36 strikeouts in 28.0 innings.
- Also attended Cypress College in 2016 and Loyola Marymount University in 2015, before pitching two years at the University of Arizona (2017 & 2018).

BACKGROUND

- Tylor J. Megill graduated from Los Alamitos High School (CA)...Was All-Region selection as a senior and a 2014 Perfect Game Second-Team All-American.

CAREER TRANSACTIONS

- Selected by the New York Mets in the eighth round of the 2018 First-Year Player Draft.

CAREER STATISTICS

YEAR	TEAM	W-L	ERA	G	GS	CG	SHO	SV	IP	H	R	ER	HR	HB	BB	SO	WP	BK
2018	Brooklyn (A)	1-2	3.21	10	2	0	0	0	28.0	18	17	10	2	2	14	36	5	0
2019	Columbia (A)	3-2	2.61	14	3	0	0	2	31.0	23	11	9	1	1	15	41	3	0
	St. Lucie (A)	3-4	4.04	7	7	0	0	0	35.2	36	29	16	1	0	10	42	2	0
	Binghamton (AA)	0-1	5.40	1	1	0	0	0	5.0	5	3	3	0	0	0	9	1	0
2021	Binghamton (AA)	2-1	3.12	5	5	0	0	0	26.0	21	9	9	1	0	7	42	0	0
	Syracuse (AAA)	0-0	3.77	3	3	0	0	0	14.1	11	6	6	2	1	5	17	0	0
METS		4-6	4.52	18	18	1	0	0	89.2	88	46	45	19	2	27	99	1	0
Minor League Totals		9-10	3.41	40	21	0	0	2	140.0	114	66	53	7	4	51	187	11	0

NO-HITTERS VS. THE METS

Date	Pitcher (Location)	Score
June 30, 1962	Sandy Koufax (at Los Angeles-NL)	5-0
June 21, 1964 (G1)	Jim Bunning (vs. Philadelphia)	6-0 (Perfect Game)
September 20, 1969	Bob Moose (vs. Pittsburgh)	4-0
October 2, 1972 (G1)	Bill Stoneman (at Montreal)	7-0
August 24, 1975 (G2)	Ed Halicki (at San Francisco)	6-0
September 8, 1993	Darryl Kile (at Houston)	7-1
June 9, 2015	Chris Heston (vs. San Francisco)	5-0
October 3, 2015 (G2)	Max Scherzer (vs. Washington)	2-0



NICK MEYER

#90 C

@nickmeyer8

@nickscards22

NON-ROSTER INVITE

HT	5-10	WT	208	BT	R	TH	R
----	------	----	-----	----	---	----	---

OPENING DAY AGE: 25
BIRTHDATE: FEBRUARY 18, 1997
BIRTHPLACE: WESTMINSTER, CO
RESIDES: SAN LUIS OBISPO, CA
MLB SERVICE TIME: 0 YEARS, 0 DAYS
SIGNED BY: TYLER HOLMES
HOW OBTAINED: METS SIXTH-ROUND PICK IN THE 2018 FIRST-YEAR PLAYER DRAFT
CONTRACT STATUS: SIGNED THROUGH 2022

MEET THE MET

- Was born with two thumbs on his left hand and one was removed when he was two years old, leaving him without a knuckle...The condition is called pre-axial polydactyly.
- Has volunteered with the Special Olympics on numerous occasions.
- Enjoys all sports...Wants to be a sports broadcaster.
- His brother Josh, also a catcher, played baseball at Grand Canyon University.
- Enters the season ranked 27th on the Mets' Top Prospect list (*MLB Pipeline*).

MINOR LEAGUE REVIEW

- **2021:** Posted a .286/.362/.357 slashline in 11 games with Syracuse (AAA) as he reached Triple-A for the first time in his career.

- **2020:** Did not play due to the cancellation of the minor league season...Played for the Tully Monsters in the City of Champions Cup in Joliet, Illinois...The team was managed by former major leaguer and two-time World Series Champion Scott Spiezo...Hit .247 (22-89) with two doubles, a triple, two home runs, 13 RBI, 21 stolen bases, 15 walks and a .717 OPS in Independent ball.
- **2019:** Was honored as a Florida State League mid-season All-Star for St. Lucie (A).
- **2018:** Made his pro debut with Brooklyn (A).

BACKGROUND

- Nicholas Meyer graduated from Santa Margarita Catholic (CA) High School before attending the Cal Poly San Luis Obispo.

CAREER TRANSACTIONS

- Selected by the New York Mets in the sixth round of the 2018 First-Year Player Draft.

CAREER STATISTICS

YEAR	TEAM	AVG	G	AB	R	H	2B	3B	HR	RBI	SH	SF	HBP	BB	SO	SB	CS	SLG	OBP	E
2018	Brooklyn (A)	.226	43	137	15	31	4	1	0	9	0	2	1	9	19	2	1	.270	.275	8
2019	GCL Mets (R)	.000	4	12	0	0	0	0	0	1	1	0	0	2	4	0	0	.000	.143	0
	St. Lucie (A)	.182	64	209	19	38	4	1	1	11	1	0	3	16	43	12	2	.225	.250	10
2021	Binghamton (AA)	.243	51	177	27	43	4	0	3	12	4	3	6	19	39	5	2	.316	.332	9
	Syracuse (AAA)	.286	11	42	2	12	3	0	0	6	1	0	0	5	7	1	2	.357	.362	3
Minor League Totals		.215	173	577	63	124	15	2	4	39	7	5	10	51	112	20	7	.269	.288	30

LAST TIME THE METS SCORED

RUNS

- 24 August 16 (Game One), 2018 at Philadelphia
- 23 August 17, 1987 at Chicago-NL
- 20 August 7, 1971 at Atlanta
- 19 June 12, 1990 at Chicago-NL
- 18 September 11, 2020 at Toronto (Buffalo)
- 17 September 25, 2016 vs. Philadelphia
- 16 August 15, 2018 at Baltimore
- 15 July 19, 2021 at Cincinnati
- 14 June 9, 2021 at Baltimore

HITS

- 28 July 4, 1985 at Atlanta
- 25 August 16 (Game One), 2018 at Philadelphia
- 23 August 15, 2019 at Atlanta
- 22 July 3, 2016 vs. Chicago-NL
- 21 August 21, 2015 at Colorado
- 20 June 23, 2017 at San Francisco
- 19 September 11, 2020 at Toronto (Buffalo)
- 18 July 19, 2021 at Cincinnati
- 17 May 2, 2021 at Philadelphia



Tomás
NIDO

#3 C

@tnido7

@tnido24

HT	6-0	WT	228	BT	R	TH	R
----	-----	----	-----	----	---	----	---

OPENING DAY AGE: 27
 BIRTHDATE: APRIL 12, 1994
 BIRTHPLACE: GUAYNABO, PR
 RESIDES: OVEEDO, FL
 MLB SERVICE TIME: 3 YEARS, 89 DAYS
 SIGNED BY: MIKE SILVESTRI
 HOW OBTAINED: METS EIGHTH-ROUND PICK IN THE 2012 FIRST-YEAR PLAYER DRAFT
 CONTRACT STATUS: FREE AGENT AFTER 2024

MEET THE MET

- Comes from a family with deep athletic roots...His mother, Liana Vicéns, competed at age 11 in the 1968 Olympics in Mexico City as a swimmer and is the youngest known competitor in the history of the Olympic Games...His uncle, Miguel Nido, played tennis at Clemson and competed at the 1992 Olympics in Barcelona...His great uncle Juan "Pachín" Vicéns was a basketball player who played for Kansas State and Leones de Ponce...The Auditorio Juan Pachín Vicéns is named after him, an auditorium located in his home city of Ponce...His cousin Chris Nido played golf at the University of Florida and recently turned pro.
- Played baseball with Francisco Lindor as a kid in Puerto Rico...Played for Los Panteras, a youth team, before Lindor moved to the U.S.
- Enjoys playing golf.
- He and his wife, Danielle, had a baby girl named Eleni Rayne during the 2020-2021 offseason.
- His family calls him Kiké, a shortened version of his middle name (Enrique).

2021 SEASON

- Spent time on the IL in four separate stints, including three as he battled a sprained left thumb in the second half...Despite missing time, still set or tied career-high marks in games played (58), runs scored (16), hits (34), doubles (five) and extra-base hits (nine).
- Hit all three of his home runs and tallied 11 of his 13 RBI in May.
- Was on a seven-game hitting streak (.381, 7-16) from June 19-July 21, the longest of his career.
- Was 3-5 with a walk and two RBI in six pinch-hit PA.
- Threw out 12 of 21 stolen base attempts (57.1%).
- Had a career-high three hits and tied a career-best with two runs scored on May 17 at Atlanta.

2020 SEASON

- Placed on the Injured List, August 25, after testing positive for COVID-19...Missed the rest of the season.
- Hit safely in each of his first six starts...That six-game hitting streak was the longest of his career.
- Hit a go-ahead, two-run homer and his first career grand slam, the Mets' first slam of the year, en route to collecting a career-high six RBI on August 13 vs. Washington...Was his first career multi-homer game and his first career homers with runners on base...Was the sixth catcher in club history with a six-RBI game...He was the third Mets hitter to record at least six RBI in a game while batting eighth.

2019 SEASON

- Set career-high marks in games played (50), hits (26), doubles (five), home runs (four), and RBI (14).

CAREER BESTS

HITS, GAME

3 hits

5/17/21 at Atlanta

HOME RUNS, GAME

2 home runs

8/13/20 vs. Washington

LEADOFF HR

None

WALK-OFF HOME RUNS

1 walk-off home run

5/25/19 vs. Detroit
(Buck Farmer)

PINCH-HIT HOME RUNS

None

RBI, GAME

6 RBI

8/13/20 vs. Washington

STOLEN BASES, GAME

None

HITTING STREAK

7 games

6/19/21-7/21/21

GRAND SLAMS

1 grand slam

8/13/20 vs. Washington
(Seth Romero)

NIDO, TOMÁS

- Batted .381 (8-21) with a home run and four RBI on first pitches.
- Reached base safely in seven straight games from May 25-June 11...Batted .304 (7-23) with a home run and two RBI in that span.

2018 SEASON

- Appeared in 34 games, including 24 starts, behind the plate in three stints with the Mets.
- Belted his first career home run, September 13, in the second game of a doubleheader vs. Miami (off Jeff Brigham).
- Reached base in five consecutive games between September 1-13...Tallied five RBI during that stretch.

2017 SEASON

- Was recalled from Binghamton (AA) of the Eastern League on September 12...Made his major league debut as a pinch-hitter on September 13 at Chicago-NL.
- Registered his first major league hit and RBI on September 14 at Chicago-NL as a pinch-hitter.

MINOR LEAGUE REVIEW

- **2017:** Participated in the SiriusXM Futures Game...Went 2-2 with two RBI for the World squad...Was an Eastern League mid-season All-Star (starting catcher).

- **2016:** Won the Florida State League batting title after hitting .320 (110-344) in 90 games for St. Lucie...Won the Sterling Award for St. Lucie, emblematic of the most valuable player on his team...Named a mid-season and post-season Florida State League All-Star...Was also tabbed a High Class-A All-Star by *Baseball America*.

- **2015:** Named a mid-season South Atlantic League All-Star.

BACKGROUND

- Tomás Enrique Nido [toe-MAS NEE-doh] graduated from Orangewood Christian (FL) High School...Played four years of baseball, two years of basketball and two years of volleyball while at Orangewood Christian.
- Was originally committed to Florida State before signing with the Mets.

CAREER TRANSACTIONS

- Selected by the New York Mets in the eighth round of the 2012 First-Year Player Draft.
- On the 7-Day Injured List, August 24-September 1, 2019, with a concussion.
- On the Injured List, August 25-the end of the 2020 season, after testing positive for COVID-19.
- On the 10-Day Injured List, June 23-July 2, 2021, with a right wrist contusion.
- On the 10-Day Injured List, August 16-27, August 31-September 14, and September 29-end of the 2021 season, with a sprained left thumb.

CAREER STATISTICS

YEAR	TEAM	AVG	G	AB	R	H	2B	3B	HR	RBI	SH	SF	HBP	BB	SO	SB	CS	SLG	OBP	E
2012	Kingsport (R)	.242	38	124	15	30	6	0	2	15	0	3	1	12	23	1	0	.339	.307	7
2013	Brooklyn (A)	.185	33	119	3	22	6	0	1	11	1	0	1	4	21	0	1	.261	.218	4
2014	Brooklyn (A)	.277	58	188	20	52	6	1	1	21	0	1	0	14	41	2	2	.335	.325	7
2015	Savannah (A)	.259	86	317	39	82	14	2	6	40	1	4	1	12	86	1	1	.372	.284	14
2016	St. Lucie (A)	.320	90	344	38	110	23	2	7	46	0	4	3	19	42	0	1	.459	.357	9
2017	Binghamton (AA)	.232	102	367	41	85	19	1	8	60	0	6	1	30	63	0	0	.354	.287	5
	METS	.300	5	10	0	3	1	0	0	3	0	0	0	0	2	0	0	.400	.300	0
2018	Binghamton (AA)	.274	58	215	23	59	18	1	5	30	0	4	2	7	36	0	0	.437	.298	4
	Las Vegas (AAA)	.235	6	17	3	4	2	0	0	1	0	0	0	2	2	0	0	.353	.316	0
	METS	.167	34	84	10	14	3	0	1	9	0	2	0	4	27	0	0	.238	.200	4
2019	Syracuse (AAA)	.289	12	38	3	11	1	0	0	4	0	1	0	1	13	0	0	.316	.300	2
	METS	.191	50	136	9	26	5	0	4	14	1	0	0	7	37	0	0	.316	.231	3
2020	METS	.292	7	24	4	7	1	0	2	6	0	0	2	6	0	0	.583	.346	1	
2021	METS	.222	58	153	16	34	5	1	3	13	0	3	5	44	1	0	.327	.261	5	
	Syracuse (AAA)#	.364	3	11	2	4	0	0	0	2	0	0	0	0	0	0	0	.364	.364	1
Minor League Totals		.264	486	1740	187	459	95	7	30	230	2	23	9	101	327	4	5	.378	.304	53
Major League Totals		.206	154	407	39	84	15	1	10	45	1	2	3	18	116	1	0	.322	.244	13

- rehabilitation assignment

CAREER FIELDING

POS	G	PO	A	E	PCT	TC	DP
C	88	669	22	8	.989	699	3



BRANDON NIMMO

#9 OF

@bnimmo24

@You_Found_Nimmo

HT	6-3	WT	202	BT	L	TH	R
----	-----	----	-----	----	---	----	---

OPENING DAY AGE: 29
 BIRTHDATE: MARCH 27, 1993
 BIRTHPLACE: CHEYENNE, WY
 RESIDES: PORT ST. LUCIE, FL
 MLB SERVICE TIME: 5 YEARS, 42 DAYS
 SIGNED BY: JIM REEVES
 HOW OBTAINED: METS FIRST-ROUND (13TH OVERALL)
 PICK IN THE 2011 FIRST-YEAR PLAYER DRAFT
 CONTRACT STATUS: FREE AGENT AFTER 2022

STERLING ORGANIZATIONAL PLAYER OF THE YEAR: 2016

MEET THE MET

- Was promised a car, a Nissan Altima, for accepting a scholarship to the University of Arkansas...Still has that car today.
- His wife, Chelsea, has worked as an ER Nurse in Elmhurst, Queens.
- Is an avid fisherman – especially shark fishing.
- Took batting practice from assistant minor league clubhouse manager and left-handed thrower Drew Dunton during the 2020-2021 offseason to improve his approach against southpaws...Nimmo batted .306 (30-98) with a .429 OBP against LHP in 2021 after hitting .243 with a .358 OBP against lefties from 2016-2020.
- His dad encouraged him to swing left-handed...Was a switch-hitter until he was about 10 years old...Does most things right-handed, including golf...His dad did not want him to mess up his swing and it was much harder to find spare lefty clubs.
- His favorite player growing up was Todd Helton...Nimmo and his father worked on emulating Helton's swing when Nimmo was a kid...Nimmo and Helton spoke for the first time during spring training in 2021.
- Was the first-ever first-round pick and 16th major league player from Wyoming.

CAREER HIGHLIGHTS

- Owns the second-highest OBP (min. 1000 PA) in Mets history (.393) behind John Olerud (.425)...Ranks 10th in OPS in Mets history with a .838 mark.
- Ranks tied for fourth with Freddie Freeman in the majors with a .398 OBP since the start of 2018 (min. 1,000 PA)...Trails Mike Trout (.442), Juan Soto (.432) and Bryce Harper (.399).
- Since 2016, Nimmo's 20.1 percent O-Swing%, which measures the percentage of pitches outside of the strike zone at which a batter swings, is the third lowest in the NL behind only Joey Votto (19.7 percent) and Greg Garcia (19.3 percent).

2021 SEASON

- Had two separate stints on the 10-day Injured List...Missed about two months with a bone bruise on his left index finger and was out two weeks with a strained right hamstring.
- Posted a .401 OBP, making him one of five players who had at least 350 plate appearances to reach base at that clip or better.
- Had a career-high eight-game hitting streak from August 18-26.
- Reached base safely at least twice in each of his first 10 games of the season, tying the longest season-opening streak in Mets history (David Wright, 2012).

CAREER BESTS

HITS, GAME

5 hits

8/15/18 at Baltimore

HOME RUNS, GAME

2 home runs

3x, last, 10/1/21 at Atlanta

MULTI-HR GAMES

3 multi-home run games

3 two-home run games

LEADOFF HR

5 leadoff home runs

last, 8/12/20 vs. Washington (Anibal Sánchez)

INSIDE-THE-PARK HR

1 inside-the-park home run

6/18/18 at Colorado (Tyler Anderson)

WALK-OFF HOME RUNS

1 walk-off home run

7/11/18 vs. Philadelphia (Mark Leiter)

PINCH-HIT HOME RUNS

2 pinch-hit home runs

last, 9/3/18 at Los Angeles-NL (Kenta Maeda)

RBI, GAME

4 RBI

3x, last, August 12, 2021 (G1) vs. Washington

STOLEN BASES, GAME

2 stolen bases

5/29/18 at Atlanta

HITTING STREAK

8 games

8/18/21-8/26/21

GRAND SLAMS

None

NIMMO, BRANDON

- Had a leadoff triple twice in the span of four games in late September...Became the first Met with multiple leadoff three-baggers in a season since José Reyes (2007, 2008 and 2011).
- Had the highest batting average on the club at home (min. 150 at bats), hitting .304 (51-168) at Citi Field... Tied Pete Alonso for the team lead with 13 doubles at home.
- Became the eighth Mets player to record a bWAR of at least 4.0 and a .400 OBP joining Keith Hernandez and John Olerud (3x each), Mike Piazza, Cleon Jones, Dave Magadan and Edgardo Alfonzo...Became the 10th Mets player age 25 or younger to post a 4.0 bWAR.
- Drew 29 walks in September, second-most in the majors and the most walks in a calendar month in team history (passed Keith Hernandez, 28 in July 1984).

2020 SEASON

- Posted a .404 OBP, good for 10th in the majors...He is the third player in franchise history to reach base at a .400 clip or better in multiple seasons.
- Ranked 10th in the NL with 33 walks and tied for fourth in the league with three triples...Walked once every 6.82 plate appearances, ninth in the NL...Tied for eighth in the league with six HBP.
- Tied for ninth in the NL with a .338 (25-74) average in September...Had 10 multi-hit games in the season's last month.
- Reached base in the first 21 games of the season after ending 2019 on a 15-game on-base streak...That 36-game on-base streak was the second-longest in franchise history and the longest of his career.

2019 SEASON

- Missed over three months with neck injuries.
- Walked 46 times in 254 plate appearances (18.1 percent walk rate)...Led the NL and ranked second in the majors only to Mike Trout, walking once every 5.52 PA (min. 200 PA).
- After coming off the IL on September 1, he reached safely in 40 of his 93 plate appearances, posting a .261/.430/.565 slashline with five homers and 15 RBI... Had a .431 OBP in his last 36 games (May 7-20 and September 1-end of season) with 30 walks in that span.
- Ranked seventh in the NL with a .430 OBP in September...His 20 walks in the season's final month were tied for fifth in the league.
- Drew a bases-loaded walk in the 11th inning on September 24 vs. Miami for his second career walk-off RBI.

2018 SEASON

- Made his first Opening Day roster...Optioned to Las Vegas (AAA) of the Pacific Coast League on April 10...Recalled on April 13...Was on the Disabled List, August 20, retroactive to August 17-August 28, with a bruised left index finger...Strained his right hamstring on September 29 and did not play again in 2018.
- His .404 OBP was the second-best in the NL and fourth-best in the majors...Ranked ninth in the NL with 80 walks.
- Finished the season with an .886 OPS, the 11th-best in the NL...His eight triples were tied for fourth-most in the NL.

2017 SEASON

- Began the season on the 10-Day Disabled List (right hamstring) and was optioned to Las Vegas (AAA) on May 16...Was recalled from Vegas on June 16 before landing on the 10-Day DL on July 8 with a partially collapsed lung (retroactive to July 5)...Activated from the DL on July 28.
- Had the fourth-best on-base percentage (.379) among major league rookies (third-best among NL rookies)... Trailed Aaron Judge (.422), Rhys Hoskins (.396) and José Martínez (.379)...His 33 walks were seventh-most among NL rookies.
- Turned in his first career multi-homer game on September 7 vs. Cincinnati...Finished the day 3-4 with three RBI and three runs scored.

2016 SEASON

- Received his first call-up to the major leagues on June 25 and stayed with the Mets through July 18...Was also with the Mets July 29-August 2, August 4-10 and September 6 through the end of the season.
- Made his major league debut on June 26 at Atlanta and went 0-4...Grabbed his first major league hit a day later on June 27 at Washington (a single off Joe Ross).
- Recorded his first RBI on June 30 vs. Chicago-NL.
- Hit his first major league homer off Jason Hammel in the fourth inning on July 1 vs. Chicago-NL at Citi Field...Finished the game with three RBI.

MINOR LEAGUE REVIEW

- **2016:** Named the Sterling Organizational Co-Player of the Year along with infield prospect Amed Rosario... The annual award is given to the top player(s) in the Mets' minor league system...Finished second in the PCL with a .352 batting average...Nimmo led the league in OBP (.423) and was fourth in slugging (.541)... Received the Webster Award at the end of the season, given annually to the Mets minor leaguer who best exemplifies the integrity and character displayed by Richard Webster.
- **2015:** Participated in the SiriusXM Futures Game in Cincinnati on July 12...Went 1-2 with an RBI and a run scored while playing center field...Named a mid-season Eastern League All-Star.

- **2014:** Won the Sterling Award for St. Lucie (A)... Named to the mid-season FSL All-Star team.
- **2013:** Named a South Atlantic League All-Star. Participated in the SiriusXM Futures Game at Citi Field...Was 0-2.
- Received the Ben Epstein/Dan Castellano Good Guy Award at the New York BBWAA Dinner on January 26, 2019.
- Was Santa at the Mets annual Kids Holiday Party from 2017-19...Was an elf at the Mets annual Kids Holiday Party in December, 2016 to help hand out presents to children.

BACKGROUND

- Brandon Tate Nimmo [NIH-mo] graduated from Cheyenne East (WY) High School where he played American Legion ball for Post 6 because his high school did not have a baseball team...He won the MVP at the 2010 Under Armour All-America Game at Wrigley Field...Also played football and ran track.
- Committed to the University of Arkansas before signing with the Mets.
- His father wrestled collegiately, while his brother played outfield for four years at the University of Nebraska, including the 2005 College World Series.
- Participated in the inaugural Kids Holiday Shopping Spree on December 14, 2016 at Target in College Point, Queens...Helped children pick out holiday gifts for them and their families.
- Played for Team Italy during the 2017 World Baseball Classic (three games)...Suffered a strained right hamstring while playing for Italy.
- Attended Governor Andrew Cuomo's New York State of the State in Albany on January 4, 2018.

CAREER TRANSACTIONS

- Drafted by the New York Mets in the first-round (13th overall) of the 2011 First-Year Player Draft.
- On the 10-Day Disabled List, March 30-May 16, 2017, with a right hamstring injury.
- On the 10-Day Disabled List, July 8-28, 2017, with a partially collapsed lung.
- On the 10-Day Disabled List, August 20 (retroactive to August 17)-August 28, 2018, with a bruised left index finger.
- On the 10-Day Injured List, May 22, 2019 (retroactive to May 21), with a stiff neck...Transferred to the 60-Day Injured List, August 8...Was activated September 1.
- On the 10-Day Injured List, May 5-July 2, 2021, with a left index finger bone bruise.
- On the 10-Day Injured List, September 4-17, 2021, with a strained right hamstring.

OUTFIELD ASSIST LEADERS

Year	Leader	Assists	Year	Leader	Assists	Year	Leader	Assists
1974	Rusty Staub	19	1990	Kevin McReynolds	14	2007	Moises Alou	7
1975	Rusty Staub	15	1991	Kevin McReynolds	9	2008	Carlos Beltrán	8
1976	Dave Kingman	10	1992	Bobby Bonilla	7	2009	Jeff Francoeur	5
1977	Lee Mazzilli	9	1993	Joe Orsulak	9		Angel Pagan	5
1978	Steve Henderson	11	1994	Joe Orsulak	8	2010	Jeff Francoeur	11
1979	Joel Youngblood	18	1995	Carl Everett	9	2011	Angel Pagan	5
1980	Steve Henderson	6	1996	Bernard Gilkey	18	2012	Andres Torres	6
1981	Ellis Valentine	8	1997	Bernard Gilkey	17	2013	Juan Lagares	15
1982	George Foster	12	1998	Bernard Gilkey	9	2014	Curtis Granderson	8
	Mookie Wilson	12	1999	Roger Cedeno	9	2015	Curtis Granderson	9
1983	George Foster	12	2000	Jay Payton	7	2016	Yoenis Cespedes	9
1984	Darryl Strawberry	11	2001	Tsuyoshi Shinjo	12	2017	Juan Lagares	7
1985	George Foster	7	2002	Timo Perez	9	2018	José Bautista	5
1986	Darryl Strawberry	10	2003	Cliff Floyd	15		Michael Conforto	5
1987	Kevin McReynolds	8	2004	Richard Hidalgo	10	2019	Michael Conforto	8
1988	Kevin McReynolds	18	2005	Cliff Floyd	15	2020	Michael Conforto	6
1989	Kevin McReynolds	10	2006	Carlos Beltrán	13	2021	Michael Conforto	7

CAREER STATISTICS

YEAR	TEAM	AVG	G	AB	R	H	2B	3B	HR	RBI	SH	SF	HBP	BB	SO	SB	CS	SLG	OBP	E
2011	GCL Mets (R)	.241	7	29	5	7	0	0	2	4	0	0	0	3	9	0	0	.448	.313	0
	Kingsport (R)	.111	3	9	0	1	0	0	0	0	0	0	0	3	5	0	0	.111	.333	0
2012	Brooklyn (A)	.248	69	266	41	66	20	2	6	40	1	1	7	46	78	1	5	.406	.372	1
2013	Savannah (A)	.273	110	395	62	108	16	6	2	40	1	2	11	71	131	10	7	.359	.397	7
2014	St. Lucie (A)	.322	62	227	59	73	9	5	4	25	0	0	2	50	51	9	3	.458	.448	1
	Binghamton (AA)	.238	65	240	38	57	12	4	6	26	2	0	1	36	54	5	1	.396	.339	1
2015	Binghamton (AA)	.279	68	269	26	75	12	3	2	16	0	1	6	26	55	0	2	.368	.354	1
	St. Lucie (A)	.125	4	16	3	2	1	0	0	2	0	0	0	4	3	0	0	.188	.300	0
	Las Vegas (AAA)	.264	32	91	19	24	3	1	3	8	0	1	2	18	20	5	4	.418	.393	1
2016	Las Vegas (AAA)	.352	97	392	72	138	25	8	11	61	2	1	3	46	73	7	8	.541	.423	3
	METS	.274	32	73	12	20	1	0	1	6	0	0	1	6	20	0	0	.329	.338	1
2017	METS	.260	69	177	26	46	11	1	5	21	1	2	2	33	60	2	0	.418	.379	1
	Las Vegas (AAA)	.227	42	163	23	37	12	1	3	17	0	0	2	33	49	0	0	.368	.364	1
	St. Lucie (A)#	.222	5	18	4	4	2	0	1	4	0	0	0	5	4	0	0	.500	.391	0
2018	METS	.263	140	433	77	114	28	8	17	47	0	0	22	80	140	9	6	.483	.404	1
	Las Vegas (AAA)	.500	1	4	2	2	0	0	0	1	0	0	1	0	0	0	0	.500	.600	0
	St. Lucie (A)#	.333	2	6	1	2	0	0	0	0	0	0	0	2	0	1	0	.333	.500	0
2019	METS	.221	69	199	34	44	11	1	8	29	1	3	5	46	71	3	0	.407	.375	1
	St. Lucie (A)#	.214	5	14	1	3	0	1	0	0	0	0	0	3	2	0	1	.357	.353	0
	Syracuse (AAA)#	.200	10	35	10	7	2	0	1	6	0	0	1	8	8	3	0	.343	.364	0
2020	METS	.280	55	186	33	52	8	3	8	18	0	0	6	33	43	1	2	.484	.404	2
2021	METS	.292	92	325	51	95	17	3	8	28	2	0	5	54	79	5	4	.437	.401	1
	Syracuse (AAA)#	.172	9	29	5	5	1	0	0	0	0	0	2	5	3	0	0	.207	.333	0
Minor League Totals		.277	591	2203	371	611	115	31	41	250	6	6	38	359	545	41	31	.414	.387	16
Major League Totals		.266	457	1393	233	371	76	16	47	149	4	5	41	252	413	20	12	.445	.393	7

#- rehabilitation assignment

WORLD BASEBALL CLASSIC

YEAR	CLUB	AVG	G	AB	R	H	2B	3B	HR	RBI	SH	SF	HB	BB	SO	SB	CS	SLG	OBP	E
2017	Italy	.182	3	11	3	2	0	0	1	2	0	0	0	2	2	0	0	.455	.308	0

CAREER FIELDING

Pos	G	PO	A	E	PCT	TC	DP
OF	406	815	11	7	.990	833	3



STEPHEN NOGOSEK

#85 RHP

NON-ROSTER INVITE

@nogo_backwardsk30

@StephenNogosek

HT	6-1	WT	201	BT	R	TH	R
----	-----	----	-----	----	---	----	---

OPENING DAY AGE: 27
 BIRTHDATE: JANUARY 11, 1995
 BIRTHPLACE: ROSEVILLE, CA
 RESIDES: ROSEVILLE, CA
 MLB SERVICE TIME: 0 YEARS, 80 DAYS
 SIGNED BY: JUSTIN HOROWITZ (BOSTON)
 HOW OBTAINED: SIGNED AS A MINOR LEAGUE FREE AGENT ON DECEMBER 1, 2021
 CONTRACT STATUS: ARBITRATION ELIGIBLE AFTER 2024. ELIGIBLE FREE AGENT AFTER 2027

NOGOSEK, STEPHEN

MEET THE MET

- Graduated from the University of Oregon during the 2020-21 offseason...Credits his head coach at Oregon, Mark Wasikowski, as well as his wife, Emily, for pushing him to complete his degree.
- Enjoys the outdoors...Hunts and fishes in the offseason.
- Pitched for the U.S. National Team following the 2015 season.

2021 SEASON

- Made one appearance for the Mets, tossing 3.0 innings at Cincinnati on July 20.

2019 SEASON

- Made his major league debut on June 19 at Atlanta.

MINOR LEAGUE REVIEW

- **2021:** Struck out 55 batters in 39.0 innings, including 52 in 35.0 innings for Syracuse (AAA).
- **2019:** His 1.07 ERA on the season was the sixth-best in the minors (min. 50.0 innings)...Did not allow an earned run in his first 23 appearances (30.1 IP) for Syracuse (AAA).
- **2018:** Was named a Florida State League mid-season All-Star for St. Lucie (A).
- **2017:** Was named a South Atlantic League mid-season All-Star for Greenville (A).
- **2016:** Made his professional debut with Lowell (A).

BACKGROUND

- Stephen James Nogosek [nuh-goh-SICK] was a Pac-12 Conference first-team all-league pick following his junior season at the University of Oregon where he went 2-2 with a 1.11 ERA and 16 saves...Ended his collegiate career ranked second in Ducks history in saves and appearances (85).
- Was a three-year captain at Woodcreek High where he played the infield and pitched...Holds Sierra Foothill League record in passing yards, passing touchdowns and rushing yards by a quarterback.

CAREER TRANSACTIONS

- Selected by the Boston Red Sox in the sixth round of the 2016 First-Year Player Draft.
- Acquired along with RHP Gerson Bautista and RHP Jamie Callahan from Boston in exchange for RHP Addison Reed on July 31, 2017.
- On the 10-Day Injured List, July 24-September 6, 2021, with right shoulder soreness.
- Signed by the Mets as a minor league free agent on December 1, 2021.

LONGEST TEAM SCORELESS STREAKS

The club record for consecutive shutout innings is 42.0, held by the 1969 World Champions from September 23-September 28 as they were gearing up for the playoffs...Included in that streak were six shutout frames vs. St. Louis on September 23, a complete game victory by Gary Gentry over the Cards on September 24, complete game wins by Jerry Koosman and Tom Seaver at Philadelphia on September 26 and 27 and a 2-0 victory over the Phillies on September 28...Just a few weeks earlier, the same Mets pitching staff had tossed 36.0 straight shutout innings from September 10-September 13...The longest the Mets have ever been held scoreless is 39.0 innings, from September 11-September 15, 1963.

TEAM SCORELESS STREAKS

- 42.0 innings — September 23-September 28, 1969
- 36.0 innings — September 10-September 13, 1969
- 35.0 innings — May 25-May 28, 2010

CAREER STATISTICS

YEAR	TEAM	W-L	ERA	G	GS	CG	SHO	SV	IP	H	R	ER	HR	HB	BB	SO	WP	BK
2016	Lowell (R)	1-0	2.03	10	0	0	0	0	13.1	9	3	3	2	1	7	19	1	0
	Greenville (A)	0-2	5.14	10	0	0	0	2	14.0	17	9	8	1	0	3	12	0	0
2017	Greenville (A)	2-3	2.55	23	0	0	0	13	35.1	24	10	10	4	3	11	45	1	0
	Salem (A)	2-1	4.08	13	0	0	0	6	17.2	15	8	8	3	2	10	18	2	0
	St. Lucie (A)	1-1	5.06	9	0	0	0	0	16.0	16	9	9	0	0	8	15	2	0
2018	St. Lucie (A)	1-1	3.06	23	0	0	0	1	32.1	22	12	11	4	2	18	37	3	0
	Binghamton (AA)	0-0	8.10	16	0	0	0	0	20.0	16	20	18	3	0	21	21	5	0
2019	METS	0-1	10.80	7	0	0	0	0	6.2	12	8	8	2	0	2	6	0	0
	Syracuse (AAA)	3-0	1.15	24	0	0	0	2	31.1	12	5	4	1	2	13	30	1	0
	Binghamton (AA)	0-0	0.95	11	0	0	0	1	19.0	13	4	2	0	0	12	20	0	0
2021	METS	0-1	6.00	1	0	0	0	0	3.0	3	2	2	2	0	0	5	0	0
	Syracuse (AAA)	1-5	5.14	27	0	0	0	6	35.0	35	23	20	2	0	16	52	2	0
	St. Lucie (A)	0-0	3.00	3	2	0	0	0	3.0	4	1	1	0	0	1	1	0	0
	FCL Mets (R)	0-0	0.00	1	1	0	0	0	1.0	0	0	0	0	0	0	2	0	0
Minor League Totals		11-13	3.55	170	3	0	0	31	238.0	185	104	94	20	10	120	272	17	0
Major League Totals		0-2	9.31	8	0	0	0	0	9.2	15	10	10	4	0	2	11	0	0

CAREER FIELDING

Pos	G	PO	A	E	PCT	TC	DP
P	8	1	0	0	1.000	1	0

TIE GAMES

September 9, 1962
 June 7, 1964 (Game 2)
 May 31, 1965 (Game 2)
 October 2, 1965 (Game 2)*

7-7 vs. Colt 45's at Houston

1-1 vs. Dodgers at Shea

3-3 vs. Cubs at Chicago

0-0 vs. Phillies at Shea (18 innings)

*This is the longest 0-0 night game in major league history...The Phillies' Chris Short struck out 18 Mets in 15 innings of work. Rob Gardener hurled 15 innings to tie Al Jackson's one-game Met record.

September 2, 1968 (Game 2)
 May 25, 1979*

2-2 vs. Braves at Shea

3-3 vs. Pirates at Shea (11 innings)

*Game called after Pirate leftfielder Bill Robinson lost Joel Youngblood's leadoff fly in the 11th in the thick fog at Shea.

April 22, 1981
 October 1, 1981

2-2 vs. Pirates at Pittsburgh

2-2 vs. Cubs at Shea



ERIC
ORZE
#92 RHP
@eorze

NON-ROSTER INVITE

HT	6-4	WT	192	BT	R	TH	R
----	-----	----	-----	----	---	----	---

OPENING DAY AGE: 24
 BIRTHDATE: AUGUST 21, 1997
 BIRTHPLACE: ELK GROVE, IL
 RESIDES: NEW ORLEANS, LA
 MLB SERVICE TIME: 0 YEARS, 0 DAYS
 SIGNED BY: JET BUTLER
 HOW OBTAINED: METS FIFTH-ROUND PICK IN THE 2020 FIRST-YEAR PLAYER DRAFT
 CONTRACT STATUS: SIGNED THROUGH 2022

MEET THE MET

- In 2018, he was diagnosed with testicular cancer... Just a few months later, was diagnosed with stage 0 melanoma...As of 2020, Orze is a cancer survivor.
- Throws a splitfinger that he tends to use as his strikeout pitch.
- Ranked No. 17 on the Mets' Top Prospects List by *MLB Pipeline*.

MINOR LEAGUE REVIEW

- **2021:** In his fist pro season, ascended through the Mets system, reaching Triple-A Syracuse after starting the year with Brooklyn (A+)...Recorded a 12.14 K/9 ratio in 49.2 innings at three levels of the organization.

- **2020:** Did not play due to the minor league season being canceled.

BACKGROUND

- Eric Paul Orze graduated from Glenbard North High School in Illinois before attending the University of New Orleans.

CAREER TRANSACTIONS

- Selected by the New York Mets in the fifth round of the 2020 First-Year Player Draft.

CAREER STATISTICS

YEAR	TEAM	W-L	ERA	G	GS	CG	SHO	SV	IP	H	R	ER	HR	HB	BB	SO	WP	BK
2021	Brooklyn (A+)	1-2	4.05	13	0	0	0	1	20.0	19	10	9	2	1	6	26	0	0
	Binghamton (AA)	2-0	2.60	11	0	0	0	4	17.1	12	5	5	2	2	1	25	2	0
	Syracuse (AAA)	1-0	2.19	10	0	0	0	0	12.1	7	3	3	1	0	7	16	2	1
Minor League Totals		4-2	3.08	34	0	0	0	5	49.2	38	18	17	5	3	14	67	4	1

ORZE, ERIC



ADAM OTTAVINO

#0 RHP

@adamottavino

HT	6-5	WT	246	BT	S	TH	R
----	-----	----	-----	----	---	----	---

OPENING DAY AGE: 36
 BIRTHDATE: NOVEMBER 22, 1985
 BIRTHPLACE: NEW YORK, NY
 RESIDES: NEW YORK, NY
 MLB SERVICE TIME: 10 YEARS, 87 DAYS
 SIGNED BY: ST. LOUIS
 HOW OBTAINED: SIGNED AS A FREE AGENT TO A ONE-YEAR CONTRACT ON MARCH 14, 2022
 CONTRACT STATUS: SIGNED THROUGH 2022

MEET THE MET

- Has worn No. 0 throughout his career, donning the uniform number each season since 2013...Is the fifth Met in team history to wear No. 0... Struck out Royals rightfielder Terrance Gore (No. 0) on April 19, 2019 while with the Yankees, the first time in major league history a pitcher wearing No. 0 faced a batter wearing No. 0.
- Worked at a commercial property rented by his father-in-law in Harlem during the 2017-2018 offseason to work on his pitch design...Used high-speed cameras to measure spin rate...Installed a mound, artificial turf and netting to create a homemade bullpen.
- Is an avid photographer and documented his Tommy John surgery rehabilitation for *The Players' Tribune*.
- Was in attendance for David Wells' perfect game at Yankee Stadium in 1998.
- Graduated from Berkeley Carroll High School in Park Slope in 2003... His mother, Eve, is an elementary school teacher at P.S. 39 in Brooklyn.
- His father, John, has appeared on Broadway and in movies and TV shows, including 17 episodes of *Law & Order* and *Law & Order: SVU*.
- Tossed 3.0 scoreless innings for Italy in the 2009 World Baseball Classic vs. Venezuela.
- He and his wife, Brette, have two daughters, Bradley and Oakley.

CAREER HIGHLIGHTS

- Did not allow a homer in a career-best 65 straight games (263 batters faced) from September 13, 2020-September 3, 2021.
- Has not allowed a run in 188 games between 2018-2021, the fourth-most such appearances in that span...His 296 strikeouts during that span are the sixth-most by a reliever in the majors.
- Owned a 37-game scoreless streak from September 7, 2014-August 24, 2016, tied with Mike Myers for the third-longest streak in MLB history.

2021 SEASON

- Established career-highs in saves (11) and wins (seven) in 69 games with the Boston Red Sox...Was tied for the AL lead with 22 holds and was the only AL pitcher with 20 or more holds and 10 or more saves.
- Did not allow a home run to a left-handed batter for the second straight season (101 lefties faced)...Was one of nine pitchers in the majors to face 100 or more lefties without giving up a home run.
- Played in his 500th career game on July 2 at Oakland.

POSTSEASON

- Tossed 1.0 scoreless inning in Boston's Game 1 loss to Tampa Bay in the ALDS.
- Threw 3.0 innings in four games of the ALCS.

CAREER BESTS

WIN STREAK

5 games
7/26/21-9/15/21

LOSS STREAK

5 games
9/9/13-8/15/14

STRIKEOUTS, GAME

5 strikeouts
2x, last, 6/28/12, Colorado vs. Washington

LONGEST OUTING, RELIEVER

4.1 innings
6/27/10, St. Louis at Kansas City

LONGEST OUTING, STARTER

5.2 innings
5/29/10, St. Louis at Chicago-NL

MOST WALKS, GAME

6 walks
5/29/10, St. Louis at Chicago-NL

SCORELESS STREAK

32.0 innings
9/7/14-8/27/16

2020 SEASON

- Led the Yankees with 24 relief appearances, 19 of which were scoreless.
- Did not allow a home run to a left-handed batter (24 lefties faced).

POSTSEASON

- Allowed one run on one walk in 0.2 inning in Game 2 of the ALDS at Tampa Bay.

2019 SEASON

- Registered a career-best 1.90 ERA (14 earned runs/66.1 innings) with the Yankees.
- His 61 scoreless outings were the fourth-most in the majors and tied for second-most in the AL.
- Recorded his 500th career strikeout on June 5 at Toronto (Randal Grichuk).

POSTSEASON

- Struck out two batters through one-third of an inning in Game 2 of the ALCS at Houston, becoming the first pitcher in Postseason history to record more strikeouts than outs in a game.

2018 SEASON

- Surpassed 100 strikeouts for the first time in his career in 75 relief appearances with Colorado.
- His 112 strikeouts ranked fourth in the majors among relievers and second in the National League.

POSTSEASON

- Made his Postseason debut, going 0-1 with a 4.91 ERA over three relief appearances.

2017 SEASON

- Ranked second on the Rockies with 63 appearances in his first full season since Tommy John surgery.
- Tied a Colorado franchise record with four wild pitches on June 25 at Los Angeles-NL.

2016 SEASON

- Spent the first half of the season recovering from Tommy John surgery, returned to major league action in July.

2015 SEASON

- Struck out 13 and did not allow a run through 10 appearances (10.1 IP) with Colorado before landing on the Disabled List and missing the rest of the season.
- Underwent Tommy John surgery on May 7, performed by Dr. James Andrews.

2014 SEASON

- Converted his first save opportunity on July 30 at Chicago-NL while with Colorado when he entered in the bottom of the 10th inning.

2013 SEASON

- Made his first career Opening Day roster with the Rockies.

2012 SEASON

- Was recalled by Colorado on May 5 after beginning the year with Colorado Springs (AAA).
- Earned his first career win on June 1 vs. Los Angeles-NL, tossing 1.2 scoreless innings of relief with two hits...Was his first of five wins on the year.

2010 SEASON

- Made his MLB debut with St. Louis on May 29 at Chicago-NL...Punched out Kosuke Fukudome, his first batter faced, for his first career strikeout.
- Made the only three starts of his major league career before moving to the bullpen permanently.

MINOR LEAGUE REVIEW

- **2011:** Spent the year with Memphis (AAA)...Tied for sixth in the Pacific Coast League with 120 strikeouts.
- **2009:** Led all Cardinals minor leaguers in starts and tied for second with 119 strikeouts...Had his contract selected by St. Louis following the minor league season.
- **2008:** Made eight starts for Peoria in the Arizona Fall League following the season.
- **2007:** Named a Florida State League mid-season and postseason All-Star with Palm Beach (A)...Earned FSL Pitcher of the Week honors on July 2.
- **2006:** Did not allow an earned run in his first 19.1 pro innings pitched...Was named New York-Penn League Pitcher of the Week on July 9 while with State College.

BACKGROUND

- Adam Robert Ottavino attended Northeastern University where he played baseball from 2004-2006 before becoming the second-highest MLB draft pick in the school's history.
- Holds the Northeastern school record with 290 career strikeouts...Named 2005 America East Pitcher of the Year.
- Graduated from Berkeley Carroll High School in Park Slope, Brooklyn in 2003.
- In 2019, participated in the Yankees' HOPE Week to honor the program AdaptAbility, which customizes adaptive bicycles for children with special needs.
- Joined the Players Alliance on Coney Island on December 2, 2020 for an event part of the "Pull Up Neighbor" initiative, helping to pass out items of need to the community.
- Was selected by the Tampa Bay Rays in the 30th round of the 2003 First-Year Player Draft, but did not sign.

CAREER TRANSACTIONS

- Selected by the St. Louis Cardinals in the first round (30th overall) of the 2006 First-Year Player Draft.
- On the 15-Day Disabled List, July 7, 2010, with a strained right shoulder...Transferred to the 60-Day DL, August 16-September 29.
- Claimed off waivers by Colorado on April 3, 2012.
- On the 15-Day Disabled List, April 27, 2015, with right triceps inflammation...Transferred to the 60-Day DL on May 14...Missed the rest of the season.
- On the 60-Day Disabled List, February 18-July 5, 2016, recovering from Tommy John surgery.
- On the 10-Day Disabled List, May 30-June 9, 2017, with right shoulder inflammation.
- On the 10-Day Disabled List, May 28-June 14, 2018, with a left oblique strain.
- Signed by New York-AL to a three-year contract as a free agent on January 24, 2019.
- Acquired by Boston along with RHP Franklin German and cash considerations in exchange for a player to be named later or cash considerations on January 25, 2021.
- Signed by the Mets to a one-year contract as a free agent on March 14, 2021.

CAREER STATISTICS

YEAR	TEAM	W-L	ERA	G	GS	CG	SHO	SV	IP	H	R	ER	HR	HB	BB	SO	WP	BK
2006	State College (A)	2-2	3.14	6	6	0	0	0	28.2	23	12	10	1	1	13	26	0	0
	Quad Cities (A)	2-3	3.44	8	8	0	0	0	36.2	28	21	14	3	4	19	38	3	0
2007	Palm Beach (A)	12-8	3.08	27	27	1	0	0	143.1	130	63	49	10	8	63	128	6	0
2008	Springfield (AA)	3-7	5.23	24	24	1	0	0	115.1	133	75	67	16	10	52	96	6	0
2009	Memphis (AAA)	7-12	4.75	27	27	0	0	0	144.0	141	80	76	12	10	82	119	13	1
2010	Memphis (AAA)	5-3	3.97	9	9	0	0	0	47.2	43	23	21	5	3	12	43	3	0
	ST. LOUIS (NL)	0-2	8.46	5	3	0	0	0	22.1	37	21	21	5	0	9	12	1	0
2011	Memphis (AAA)	7-8	4.85	26	25	0	0	0	141.0	154	85	76	14	9	71	120	8	1
2012	Colorado Springs (AAA)	0-0	3.20	13	0	0	0	0	19.2	22	8	7	2	0	7	25	1	0
	COLORADO (NL)	5-1	4.56	53	0	0	0	0	79.0	76	42	40	9	1	34	81	8	0
2013	COLORADO (NL)	1-3	2.64	51	0	0	0	0	78.1	73	27	23	5	2	31	78	9	1
2014	COLORADO (NL)	1-4	3.60	75	0	0	0	1	65.0	67	26	26	6	4	16	70	4	0
2015	COLORADO (NL)	1-0	0.00	10	0	0	0	3	10.1	3	0	0	0	1	2	13	0	0
2016	Modesto (A)#	0-0	6.75	4	0	0	0	1	2.2	6	2	2	0	0	2	6	2	0
	Albuquerque (AAA)#	0-1	4.76	6	0	0	0	0	5.2	2	3	3	1	0	3	6	0	0
	COLORADO (NL)	1-3	2.67	34	0	0	0	7	27.0	18	9	8	3	2	7	35	4	0
2017	COLORADO (NL)	2-3	5.06	63	0	0	0	0	53.1	48	30	30	8	4	39	63	8	0
2018	COLORADO (NL)	6-4	2.43	75	0	0	0	6	77.2	41	25	21	5	6	36	112	7	0
2019	NEW YORK (AL)	6-5	1.90	73	0	0	0	2	66.1	47	17	14	5	2	40	88	3	1
2020	NEW YORK (AL)	2-3	5.89	24	0	0	0	0	18.1	20	12	12	2	1	9	25	1	0
2021	BOSTON (AL)	7-3	4.21	69	0	0	0	11	62.0	55	31	29	5	7	35	71	4	0
Minor League Totals		38-44	4.27	150	126	2	0	1	684.2	682	372	325	64	45	324	607	42	2
Major League Totals		32-31	3.60	532	3	0	0	30	559.2	485	240	224	53	30	258	648	49	2

- rehabilitation assignment

CAREER PLAYOFF STATISTICS

YEAR	RND	TEAM/OPP	W-L	G	GS	CG	SHO	SV	IP	H	R	ER	HR	HB	BB	SO	WP	BK	
2018	NLWC	COL vs. CHC	0-0	9.00	1	0	0	0	1.0	2	1	1	0	0	1	2	1	0	
	NLDS	COL vs. MIL	0-1	3.38	2	0	0	0	2.2	1	1	1	0	0	2	1	1	0	
2019	ALDS	NY Yankees vs. MIN	0-0	0.00	3	0	0	0	1.0	1	0	0	0	0	2	1	0	0	
	ALCS	NY Yankees vs. HOU	0-0	11.57	5	0	0	0	0	2.1	6	4	3	1	0	1	3	1	0
2020	ALDS	NY Yankees vs. TB	0-0	13.50	1	0	0	0	0.2	0	1	1	0	0	1	0	0	0	
2021	ALDS	BOS vs. TB	0-0	0.00	1	0	0	0	1.0	0	0	0	0	0	0	0	0	0	
	ALCS	BOS vs. HOU	0-0	3.00	4	0	0	0	3.0	3	1	1	1	0	0	3	0	0	
Postseason Totals			0-1	5.40	17	0	0	0	11.2	13	8	7	2	0	7	10	3	0	
DS Totals			0-1	3.38	7	0	0	0	5.1	2	2	2	0	0	5	2	1	0	
CS Totals			0-0	6.75	9	0	0	0	5.1	9	5	4	2	0	1	6	1	0	

WORLD BASEBALL CLASSIC

YEAR	CLUB	W-L	ERA	G	GS	CG	SHO	SV	IP	H	R	ER	HR	HB	BB	SO	WP	BK
2009	Italy	0-0	0.00	1	1	0	0	0	3.0	1	0	0	0	0	1	3	0	0

CAREER FIELDING

POS	G	PO	A	E	PCT	TC	DP
P	532	37	48	8	.914	93	2



DANIEL
PALKA

#81 OF

@palkadaniel

@Danielbpalka

NON-ROSTER INVITE

HT	6-2	WT	241	BT	L	TH	L
----	-----	----	-----	----	---	----	---

OPENING DAY AGE: 30
 BIRTHDATE: OCTOBER 28, 1991
 BIRTHPLACE: GREENVILLE, SC
 RESIDES: LYMAN, SC
 MLB SERVICE TIME: 1 YEAR, 46 DAYS
 SIGNED BY: T.R. LEWIS (ARIZONA)
 HOW OBTAINED: SIGNED AS A MINOR LEAGUE FREE AGENT ON DECEMBER 13, 2021
 CONTRACT STATUS: SIGNED THROUGH 2022

MEET THE MET

- Was a 2010 McDonald's High School All-American in basketball... Played on the same team as Kyrie Irving, Tobais Harris, Perry Jones, Kendall Marshall, Jared Sullinger and Reggie Bullock.
- Was involved in the community during his two major league seasons in Chicago...Visited the Mitzi Freidheim Englewood Child & Family Center, reading books and delivering blankets to children before SoxFest in January 2019...In 2018, visited with patients and their families at Rush University Medical Center.
- Has displayed power at every level he's played...Tied for the rookie home run lead in his first MLB season in 2018...Ranked fourth in all of minor league baseball in homers in 2016...Tied for the Midwest League home run lead in his first full pro season in 2014...Participated in the Home Run Derby at the 2012 College World Series.

2021 SEASON

- Spent the year in Washington's system...After the season, played for Santurce in the Puerto Rican Winter League and batted .163 (7-43) with five RBI in 11 games.

2020 SEASON

- Was released by the White Sox shortly after the pandemic-shortened season began...Played 51 games in the KBO for Samsung, hitting eight homers and driving in 23 runs.

2019 SEASON

- Made his first career Opening Day roster...Started the opener in right field...Played 30 games for Chicago-AL.
- Started the season on an 0-32 streak before singling as a pinch-hitter on April 17 vs. Kansas City.
- Belted two home runs on September 26 vs. Cleveland.

2018 SEASON

- Made his major league debut as a DH on April 25 vs. Seattle...Recorded his first career RBI in that game...On April 28, collected his first career hit (a single) and his first career home run as part of a four-hit game.
- Shared the MLB rookie home run lead with Miguel Andújar, blasting 27 long balls in his first major league season.
- Led the majors with four pinch-hit home runs and tied for the MLB lead with 11 pinch-hit RBI.
- Tied for the major league lead with six homers in the ninth inning.
- Had three multi-homer games: July 3 at Cincinnati, July 26 at Los Angeles-AL and September 16 at Baltimore.
- Belted a walk-off home run to lead off the ninth in a 1-0 win vs. Cleveland on August 10...It was the first-ever White Sox 1-0 walk-off win via a homer...Also hit a walk-off single off Carlos Carrasco on September 25.

CAREER BESTS

HITS, GAME

4 hits

4/28/18 (1), Chicago-AL at Kansas City

HOME RUNS, GAME

2 home runs

4x, last, 9/26/19, Chicago-AL vs. Cleveland

LEADOFF HR

None

INSIDE-THE-PARK HR

None

WALK-OFF HOME RUNS

1 walk-off home run

8/10/18, Chicago-AL vs. Cleveland (Neil Ramirez)

PINCH-HIT HOME RUNS

4 pinch-hit home runs

last, 9/21/18, Chicago-AL vs. Chicago-NL

RBI, GAME

3 RBI

3x, last, 8/2/18, Chicago-AL vs. Kansas City

STOLEN BASES, GAME

1 stolen base

2x, last, 5/27/18, Chicago-AL at Detroit

HITTING STREAK

6 games

8/13/20-8/20/20

GRAND SLAMS

None

PALKA, DANIEL

MINOR LEAGUE REVIEW

- **2021:** Posted an .836 OPS in 106 games for Rochester (AAA).
- **2019:** Ranked ninth in the International League with 27 home runs.
- **2017:** Missed more than a month with a left hand fracture.
- **2016:** His 34 homers ranked fourth in the minor leagues...Was named to the Southern League mid-season and postseason All-Star teams...Was named SL Player of the Month for June and was named SL Player of the Week for June 12-18.
- **2015:** Was named a California League All-Star and to Arizona's *MiLB.com* Organizational All-Star Team... Was named to the Arizona Fall League All-Prospect Team with Salt River.
- **2014:** Was named to the Midwest League mid-season All-Star team...Was named MWL Player of the Week for July 21-27.
- **2013:** Was named a Pioneer League All-Star with Missoula (R) in his first pro season...Also was named PL Player of the Week for July 22-28.

BACKGROUND

- Daniel Bennett Palka graduated from Greer High School in South Carolina before attending Georgia Tech, where he was a first-team All-American in 2013 as a junior.
- Played in the Cape Cod League in the summer of 2012... Was named the MVP of the league's All-Star Game.

CAREER TRANSACTIONS

- Selected by the Arizona Diamondbacks in the third round of the 2013 First-Year Player Draft.
- Acquired by Minnesota from Arizona in exchange for C Chris Herrmann on November 10, 2015.
- Claimed off waivers by Chicago-AL from Minnesota on November 4, 2017.
- Released by Chicago-AL on July 30, 2020...Signed with Samsung of the KBO.
- Signed by Washington as a minor league free agent on April 16, 2021.
- Signed by the Mets as a minor league free agent on December 13, 2021.

CAREER STATISTICS

YEAR	CLUB	AVG	G	AB	R	H	2B	3B	HR	RBI	SH	SF	HB	BB	SO	SB	CS	SLG	OBP	E
2013	Missoula (R)	.302	56	205	36	62	20	0	7	38	0	5	2	29	45	2	2	.502	.386	6
	Hillsboro (A)	.340	12	47	10	16	1	2	2	10	0	1	0	7	16	1	0	.574	.418	2
2014	South Bend (A)	.248	118	455	63	113	23	5	22	82	0	6	4	56	129	9	3	.466	.332	12
2015	Visalia (A)	.280	129	511	95	143	36	3	29	90	0	5	4	56	164	24	7	.532	.352	10
2016	Chattanooga (AA)	.270	79	300	41	81	12	4	21	65	0	6	1	38	100	7	4	.547	.348	4
	Rochester (AAA)	.232	54	203	31	47	12	0	13	25	0	1	1	18	86	2	1	.483	.296	2
2017	GCL Twins (R)	.278	6	18	4	5	0	0	1	2	0	0	2	1	1	0	0	.444	.350	0
	Rochester (AAA)	.274	84	332	47	91	13	3	11	42	0	2	1	27	80	1	2	.431	.329	3
2018	Charlotte (AAA)	.286	17	63	11	18	3	0	3	7	0	0	0	10	21	1	2	.476	.384	0
	CHICAGO (AL)	.240	124	417	56	100	15	3	27	67	0	2	30	153	2	1	.484	.294	0	
2019	CHICAGO (AL)	.107	30	84	4	9	0	0	2	4	0	0	1	8	35	0	1	.179	.194	0
	Charlotte (AAA)	.263	106	395	83	104	23	0	27	72	0	4	0	72	109	2	0	.527	.374	3
2021	Rochester (AAA)	.256	106	356	61	91	19	2	18	58	0	2	1	61	90	5	0	.472	.364	0
Minor League Totals		.267	767	2885	482	771	162	19	154	491	0	32	14	376	841	55	21	.497	.351	68
Major League Totals		.218	154	501	60	109	15	3	29	71	0	0	3	38	188	2	2	.433	.277	0

CAREER FIELDING

Pos	G	PO	A	E	PCT	TC	DP
1B	1	4	0	0	1.000	4	0
OF	91	118	5	0	1.000	123	1



FELIX
PEÑA
#74 RHP

@felixpena60

NON-ROSTER INVITE

HT	6-2	WT	220	BT	R	TH	R
----	-----	----	-----	----	---	----	---

OPENING DAY AGE: 32
 BIRTHDATE: FEBRUARY 25, 1990
 BIRTHPLACE: SAN PEDRO DE MACORÍS, DR
 RESIDES: SAN PEDRO DE MACORÍS, DR
 MLB SERVICE TIME: 3 YEARS, 119 DAYS
 SIGNED BY: JOSE SERRA & MARINO ENCARNACION (CHICAGO-NL)
 HOW OBTAINED: SIGNED AS A MINOR LEAGUE FREE AGENT ON FEBRUARY 16, 2022
 CONTRACT STATUS: SIGNED THROUGH 2022

MEET THE MET

- Played for Toros del Este in the Dominican Winter League during the 2021-22 offseason...Pitched to a 1.91 ERA in seven starts.

CAREER HIGHLIGHTS

- Pitched seven innings of relief to complete the Angels' 11th franchise combined no-hitter on July 12, 2019.

2021 SEASON

- Started the season with the major league club and struggled in his two appearances out of the bullpen...He was sent to the Triple-A and made 31 appearances going 5-4 with an 8.03 ERA and 59 strikeouts.

2020 SEASON

- Pitched exclusively out of the bullpen with 25 appearances in the shortened season...His three wins were tied for fourth among AL relievers.
- Converted both of his 9th inning save opportunities...His save on September 3 vs. San Diego was his first in an Angels uniform and his first since September 27, 2016 at Pittsburgh for the Cubs.

2019 SEASON

- In his first full Major League season with the Angels, Peña set career-highs in wins, innings pitched and strikeouts...Went 8-1 with a 4.32 ERA across 66.2 innings pitched with 74 strikeouts and 22 walks in 14 games following openers.
- Earned the win on July 12 vs. Seattle, after tossing final 7.0 innings of Angels combined no-hitter (Taylor Cole pitched the first 2.0 innings), allowing just one walk with six strikeouts...The 7.0 innings matched his career high...Was the 13th combined no-hitter in Major League history.

2018 SEASON

- Pitched primarily as a starter for the first time since the 2015 season...Had two one-game relief stints on April 8 and May 17 before receiving third and final major league call-up June 15...Made his first major league start June 19 vs. Arizona.
- Earned his first win as a starter June 29 at Baltimore after working 5.1 scoreless innings, exactly one year after earning first win in relief for the Cubs June 29, 2017 at Washington.
- Carried a no-hitter into the sixth inning on August 4th at Cleveland before it was broken up on a solo home run.
- Set a career-high with 12 strikeouts August 21 at Arizona.

2017 SEASON

- Pitched with the Cubs in five stints with the major league club.
- Earned his first major league win on June 29 at Washington after working one scoreless innings.

CAREER BESTS

WIN STREAK

5 games

5/1/19-6/17/19

LOSS STREAK

4 games

7/24/18-8/26/18

STRIKEOUTS, GAME

12 strikeouts

8/21/18, Los Angeles-AL vs. Arizona

LONGEST OUTING, RELIEVER

7.0 innings

2x, last 7/12/19, Los Angeles-AL vs. Seattle

LONGEST OUTING, STARTER

7.0 innings

3x, last, 9/24/18 vs. Texas

WALKS, GAME

4 walks

2x, last, 6/28/19, Los Angeles-AL vs. Oakland

SCORELESS STREAK

12.0 innings

9/7/18-9/19/18

PEÑA, FÉLIX

2016 SEASON

- Began the season with Triple-A Iowa totaling 36 relief appearances before his call-up to the majors on August 19...Made his major league debut that night, throwing 1.0 inning in relief with two strikeouts.
- Did not allow a run in nine of 11 outings for Chicago, including six straight innings pitched from August 29 through September 16...Earned first career save on September 27 in Pittsburgh.

MINOR LEAGUE REVIEW

- **2015:** Honored as a Southern League Mid-Season All-Star (AA).
- **2014:** Was named a Florida State League Mid-Season All-Star representing the Daytona Cubs (A)...Also played for the Double-A Tennessee Smokies.
- **2013:** Was named a Midwest League mid-season All-Star with the Kane County Cougars (A).
- **2009:** Made his pro debut with the DSL Cubs2 (R).

BACKGROUND

- Félix Ricardo Peña was born in San Pedro de Macorís, DR.

CAREER TRANSACTIONS

- Signed by Chicago-NL as a non-drafted free agent on March 9, 2009.
- Acquired by the Los Angeles Angels from Chicago-NL for a player to be named later on October 9, 2017.
- On the 10-day Injured List, August 5, 2019, with a torn right ACL...Transferred to the 60-Day IL on August 6... Missed the rest of the season.
- Released by the Los Angeles Angels on September 23, 2021.
- Signed by the Mets as a minor league free agent on February 16, 2022.

CAREER STATISTICS

YEAR	TEAM	W-L	ERA	G	GS	CG	SHO	SV	IP	H	R	ER	HR	HB	BB	SO	WP	BK
2009	DSL Cubs2 (R)	1-4	3.58	14	6	0	0	0	50.1	53	30	20	2	4	15	38	7	0
2010	DSL Cubs (R)	1-2	1.17	20	1	0	0	2	46.1	36	11	6	1	0	9	38	3	1
2011	AZL Cubs (R)	3-2	6.92	17	0	0	0	1	39.0	48	35	30	8	3	9	32	6	1
2012	Boise (A)	4-2	3.43	15	6	0	0	0	63.0	60	33	24	5	2	22	42	4	0
	Peoria (A)	0-0	4.50	6	0	0	0	0	10.0	9	5	5	1	0	5	10	1	0
2013	Kane County (A)	4-7	3.92	21	17	1	0	1	103.1	102	57	45	5	7	32	77	8	0
2014	Daytona (A)	4-6	3.19	19	19	1	0	0	96.0	88	43	34	6	4	34	76	6	0
	Tennessee (AA)	2-4	7.48	6	6	0	0	0	27.2	30	23	23	5	2	17	26	1	0
2015	Tennessee (AA)	7-8	3.75	25	23	1	0	0	129.2	111	60	54	10	5	49	140	12	5
2016	Iowa (AAA)	3-4	3.41	36	0	0	0	3	63.1	46	24	24	4	2	23	81	1	0
	CHICAGO (NL)	0-0	4.00	11	0	0	0	1	9.0	5	4	4	1	0	3	13	1	0
2017	Iowa (AAA)	2-1	5.54	24	0	0	0	6	39.0	42	24	24	6	4	14	46	1	0
	CHICAGO (NL)	1-0	5.24	25	0	0	0	0	34.1	35	21	20	8	2	18	37	3	0
2018	Salt Lake (AAA)	1-2	3.51	10	9	0	0	0	33.1	30	14	13	2	5	16	38	1	2
	LOS ANGELES (AL)	3-5	4.18	19	17	0	0	0	92.2	87	45	43	12	4	28	85	7	0
2019	LOS ANGELES (AL)	8-3	4.58	22	7	0	0	0	96.1	80	56	49	16	6	34	101	8	0
2020	LOS ANGELES (AL)	3-0	4.05	25	0	0	0	2	26.2	27	12	12	2	1	8	29	3	0
2021	Salt Lake (AAA)	5-4	8.03	31	7	0	0	0	68.1	82	64	61	14	3	27	59	8	2
	LOS ANGELES (AL)	0-0	37.80	2	0	0	0	0	1.2	7	7	7	0	0	4	2	1	0
Minor League Totals		37-46	4.25	244	94	3	0	13	769.1	737	423	363	69	41	272	703	59	11
Major League Totals		15-8	4.66	104	24	0	0	3	260.2	241	145	135	39	13	95	267	23	0

CAREER FIELDING

Pos	G	PO	A	E	PCT	TC	DP
P	104	15	26	3	.932	11	2

PITCHER GRAND SLAMS

In the entire history of the club, only two Mets pitchers have hit a grand slam home run. The first one came in the club's second season, on July 15, 1963. Frank Thomas, Joe Hicks and Larry Burright were the runners when Carl Willey belted a drive over the Polo Grounds right field wall off Houston's Ken Johnson. The home run came in the second inning of the Mets' 14-5 win over the Colt 45s, and also represented the first home run ever by a Mets pitcher.

Four years later, on May 20, 1967, Jack Hamilton blasted a bases-loaded home run at Shea off St. Louis' Al Jackson. Tommy Davis, Ken Boyer and Jerry Grote marched home ahead of Hamilton, who connected in the second inning of the Mets 11-9 loss to the Cards.

And it hasn't happened since.



DAVID PETERSON

#23 LHP

@david_peterson_3

@_David_Peterson

HT	6-6	WT	236	BT	L	TH	L
----	-----	----	-----	----	---	----	---

OPENING DAY AGE: 26
 BIRTHDATE: SEPTEMBER 3, 1995
 BIRTHPLACE: ARCADIA, CA
 RESIDES: DENVER, CO
 MLB SERVICE TIME: 2 YEARS, 0 DAYS
 SIGNED BY: JIM REEVES
 HOW OBTAINED: METS FIRST-ROUND PICK (20TH OVERALL) IN THE 2017 FIRST-YEAR PLAYER DRAFT
 CONTRACT STATUS: SIGNED THROUGH 2022

MEET THE MET

- Does everything left-handed, except for golf...His father, who is right-handed, taught him how to play.
- Played Florida Travel Baseball and roomed with teammate Sean Reid-Foley as a teenager.

2021 SEASON

- Missed the remainder of the season after being placed on the 10-Day Injured List on July 2...While recovering from right side tightness, the left-hander underwent surgery to repair a right foot fifth metatarsal fixation on July 27...Dr. Mark Darkos performed the surgery at the Hospital for Special Surgery.
- Went 2-2 with a 2.84 ERA (10 earned runs/31.2 innings) with 27 strikeouts in six starts at Citi Field...Tossed a quality start in five of his six outings at home.
- Allowed one earned run on three hits over 6.0 innings with 10 strikeouts on April 14 vs. Philadelphia without issuing a walk...Became the seventh left-hander in Mets history to strikeout 10 or more and not issue a free pass.
- Averaged 9.31 strikeouts per inning, an increase from the total of 7.22 strikeouts per inning during his rookie campaign.
- All seven of Peterson's starts from April 27-June 2 came in games decided by one run...That was the longest streak in the majors since 2017, when Jimmy Nelson (LAD) started seven one-run games in a row...The streak tied Ron Darling's (July 25-August 27, 1988) for the longest by a Met.

2020 SEASON

- Led NL rookies and Mets pitchers with six wins...Ranked third among NL rookies with 49.2 innings pitched...Was eighth in that group with 40 strikeouts...Tied for the major league rookie lead in wins...Was eighth in the majors in innings pitched...Among rookies with 45.0 or more innings, Peterson was third in the NL and fifth in the majors with a 1.21 WHIP, third in the majors in ERA (3.44) and fourth in the majors in BAA (.202).
- Is one of six rookies who finished a season as the Mets' team leader in wins - Tom Seaver (16 in 1967), Jerry Koosman (19 in 1968), Mark Bombback (10 in 1980), Dwight Gooden (17 in 1984) and Dillon Gee (13 in 2011)...Courtesy of *Elias*.
- Was on the IL from August 14 until August 28 with left shoulder fatigue...Began the season at the team's Alternate Training Site and had his contract selected on July 28.
- In his final three starts to end the season, he surrendered just four runs in 18.0 innings with seven walks and 16 strikeouts, good for a 2.00 ERA.
- Earned the win in relief on September 2 against Baltimore...It marked the first win by a Mets reliever in a game in which he pitched at least four innings and was not charged with any runs since August 5, 2009, when Nelson Figueroa (4.1 IP) was the winner in a 9-0 Mets victory over St. Louis at Citi Field...Courtesy of *Elias*.
- Went 4-0 with a 2.93 ERA (nine earned runs/27.2 innings) with 13 walks and 23 strikeouts in five starts at night...This compared to a 2-2 record with a 4.09 ERA (10 earned runs/22.0 innings) with 11 walks and 17 strikeouts in five games (four starts) during the day.

CAREER BESTS

WIN STREAK

3 games

8/8/20-9/2/20

LOSS STREAK

4 games

4/21/2021-6/8/2021

STRIKEOUTS, GAME

10 strikeouts

2x, last, 4/14/21 vs. Philadelphia

LONGEST OUTING

7.1 innings

5/14/21 at Tampa Bay

MOST WALKS, GAME

4 walks

2x, last, 9/19/20 vs. Atlanta

SCORELESS STREAK

10.0 innings

6/14/21-6/19/21

PETERSON, DAVID

- Recorded his first career double-digit strikeout game on September 19 vs. Atlanta...Only three other Mets rookie LHP's have produced 10 strikeouts in a single game: Hisanori Takahashi was the last to do it (July 31, 2010)... Pete Schourek did it in 1991...Jerry Koosman had four double-digit K games in 1968.
- Ranked seventh in the NL with a .202 (36-178) opposing batting average (min. 200 batters faced)...That included a .161 (5-31) mark vs. left-handed batters.
- Held opponents to a .171 (7-41) batting average with runners in scoring position, that was tied for the eighth-lowest mark in the majors among all pitchers with at least 40 batters faced with RISP.
- Was originally selected in the 28th round of the 2014 First-Year Player Draft by the Boston Red Sox but did not sign.
- Attended the University of Oregon...Struck out a school-record 140 batters in 100.1 innings as a junior for the Ducks...Was named to the All-Pac 12 team, a first-team All American by Collegiate Baseball and a semi-finalist for the Golden Spikes Award...His 273 career strikeouts at Oregon are second-most in the school's history while his 19 career victories are sixth-most.

CAREER TRANSACTIONS

- Selected by the New York Mets in the first round (20th overall) of the 2017 First-Year Player Draft.
- On the 10-Day Injured List, August 14-28, 2020, with left shoulder fatigue.
- On the 10-Day Injured List, July 2-23 with right side soreness...Transferred to the 60-Day Injured List on July 24...Activated November 7.

MINOR LEAGUE REVIEW

- 2018:** Was the Sterling Award recipient for Columbia (A)...Posted a 1.82 (12 earned runs/59.1 innings) in nine starts for the Fireflies before being promoted to St. Lucie (A)...Was named a mid-season South Atlantic League All-Star.

BACKGROUND

- David John Peterson graduated from Regis Jesuit (CO) High School, where he earned First-Team All-Continental League honors as a senior.

CAREER STATISTICS

YEAR	TEAM	W-L	ERA	G	GS	CG	SHO	SV	IP	H	R	ER	HR	HB	BB	SO	WP	BK
2017	Brooklyn (A)	0-0	2.45	3	3	0	0	0	3.2	4	1	1	0	0	1	6	3	0
2018	Columbia (A)	1-4	1.82	9	9	0	0	0	59.1	46	16	12	1	4	11	57	0	1
	St. Lucie (A)	6-6	4.33	13	13	0	0	0	68.2	74	39	33	1	4	19	58	1	0
2019	Binghamton (AA)	3-6	4.19	24	24	0	0	0	116.0	119	63	54	9	6	37	122	3	2
2020	METS	6-2	3.44	10	9	0	0	0	49.2	36	20	19	5	3	24	40	1	0
2021	METS	2-6	5.54	15	15	0	0	0	66.2	64	44	41	11	5	29	69	6	0
Minor League Totals		10-16	3.63	49	49	0	0	0	247.2	243	119	100	11	14	68	243	7	3
Major League Totals		8-8	4.64	25	24	0	0	0	116.1	100	64	60	16	8	53	109	7	0

CAREER FIELDING

POS	G	PO	A	E	PCT	TC	DP
P	25	18	14	0	1.000	22	11



NICK PLUMMER

#68 OF

@nickplummer11

@nplum11

HT	5-10	WT	227	BT	L	TH	L
----	------	----	-----	----	---	----	---

OPENING DAY AGE: 25
 BIRTHDATE: JULY 31, 1996
 BIRTHPLACE: ROYAL OAK, MI
 RESIDES: LATHRUP VILLAGE, MI
 MLB SERVICE TIME: 0 YEARS, 0 DAYS
 SIGNED BY: ST. LOUIS
 HOW OBTAINED: SIGNED AS A FREE AGENT ON NOVEMBER 24, 2021
 CONTRACT STATUS: SIGNED THROUGH 2022

MEET THE MET

• Described his plate approach in a 2021 interview with *MLB.com*: "I've always had a good eye at the plate, good zone awareness, but in years past I've felt like my body hasn't been in a good position to put an 'A swing' on pitches in different zones...I really tried to fill those holes by creating a bigger, longer swing path that gets in the zone earlier and stays in the zone longer."

MINOR LEAGUE REVIEW

- **2021:** Reached Triple-A for the first time...Finished fourth in the Double-A Central with an .893 OPS...Was named Double-A Central Offensive Player of the Week for the week ending July 11.
- **2020:** Did not play due to the cancellation of the minor league season.
- **2019:** Batted .176 in 96 games with Palm Beach (A).
- **2018:** Ranked fifth in the Midwest League and led all St. Louis minor league players with 67 walks.
- **2017:** Ranked 5th among Cardinals minor leaguers with 53 walks...Was 1-2 with a stolen base in the Midwest League playoffs.

- **2016:** Missed the entire season with a right wrist injury.
- **2015:** Led the Gulf Coast League in runs (43) and walks (39) and ranked tied for second in triples (5)...Rated as the No. 8 prospect and "Best Hitter for Average" in the Cardinals organization by *Baseball America*.

BACKGROUND

- Nicholas R. (Nick) Plummer graduated Brothers Rice (MI) High School.
- Batted .520 with 68 runs, 32 stolen bases and 22 doubles in 41 games his senior season in high school.
- Signed his letter of intent to the University of Kentucky before signing with the Cardinals.

CAREER TRANSACTIONS

- Selected by the St. Louis Cardinals in the first round of the 2015 First-Year Player Draft.
- Signed by the Mets as a free agent on November 24, 2021.

CAREER STATISTICS

YEAR	TEAM	AVG	G	AB	R	H	2B	3B	HR	RBI	SH	SF	HBP	BB	SO	SB	CS	SLG	OBP	E
2015	GCL Cardinals (R)	.228	51	180	43	41	8	5	1	22	1	2	6	39	56	8	6	.344	.379	1
2016		DID NOT PLAY - INJURED																		
2017	Peoria (A)	.198	92	278	36	55	11	1	4	17	0	1	14	53	109	8	9	.288	.353	4
2018	Peoria (A)	.205	104	336	54	69	11	1	8	30	0	1	7	67	131	10	7	.339	.349	2
2019	Palm Beach (A)	.176	96	289	35	51	15	2	5	29	3	5	12	47	119	3	3	.294	.312	1
2021	Springfield (AA)	.283	90	311	52	88	17	4	13	46	0	1	11	53	108	9	8	.404	.489	2
	Memphis (AAA)	.267	27	75	19	20	3	2	2	8	0	0	6	20	18	4	1	.455	.440	1
Minor League Totals		.221	460	1469	239	324	69	17	33	152	5	9	56	279	541	42	34	.363	.358	11

PLUMMER, NICK



JAKE
REED
#72 RHP

HT	6-2	WT	197	BT	R	TH	R
----	-----	----	-----	----	---	----	---

OPENING DAY AGE: 29
BIRTHDATE: SEPTEMBER 29, 1992
BIRTHPLACE: TUSCON, AZ
RESIDES: LA MESA, CA
MLB SERVICE TIME: 0 YEARS, 67 DAYS
SIGNED BY: TREVOR BROWN (MINNESOTA)
HOW OBTAINED: CLAIMED OFF WAIVERS FROM TAMPA BAY ON AUGUST 2, 2021
CONTRACT STATUS: ARBITRATION ELIGIBLE AFTER 2024. FREE AGENT AFTER 2027

MEET THE MET

- While playing in Rochester, New York while in Minnesota’s minor league system, was honored as the Harmon Killebrew Award winner for his outstanding community service in back-to-back years...Has volunteered with Rochester Regional Hospital, Meals on Wheels and several baseball camps and clinics.
- Reed on his desire to make an impact in the community: “It’s not about baseball. It really isn’t. It’s about loving and serving the people that you come into contact with, and the great thing about baseball is it gives us players plenty of opportunity to do so.”
- Played with fellow Mets reliever Stephen Nogosek at the University of Oregon.
- His wife, Janie, was a first-team All-American outfielder on the Oregon softball team...She holds the Ducks career records for hits (309), runs (204), doubles (42) and stolen bases (102)...She won a silver medal at the 2020 Summer Olympics in Tokyo (held in 2021).

2021 SEASON

- Made his major league debut with Los Angeles-NL on July 6 at Miami...Was designated for assignment two weeks later before being claimed by Tampa Bay...One week after that, he was claimed off waivers by the Mets.
- Hurlled 3.0 scoreless innings in his Mets debut against his former club, the Dodgers, on August 15 at Citi Field.

MINOR LEAGUE REVIEW

- **2020:** Did not pitch after the minor league season was canceled.
- **2019:** Was Triple-A Rochester’s Harmon Killebrew Award recipient for the second season in a row.

- **2018:** Posted a sub-2.00 ERA in 47.2 innings while striking out more than one batter per inning for Rochester (AAA)...Was given the Harmon Killebrew Award after the season...The honor is given annually to a player from each Twins’ affiliate for outstanding community service.
- **2016:** Averaged more than one strikeout per inning pitched and reached Triple-A for the first time.
- **2015:** Appeared in the Arizona Fall League for a second straight season.
- **2014:** Made his pro debut with Elizabethton (R)... Pitched in the Arizona Fall League and was selected to the Rising Stars Game.

BACKGROUND

- Jacob Hubert Reed graduated from Helix Charter High School in La Mesa, California before attending the University of Oregon.
- Recorded a 1.95 ERA in 31 appearances (37.0 innings) in his junior year at Oregon.

CAREER TRANSACTIONS

- Selected by the Minnesota Twins in the fifth round of the 2014 First-Year Player Draft.
- Signed by Los Angeles-AL as a minor league free agent on November 17, 2020...Released on June 2, 2021.
- Signed by Los Angeles-NL as a minor league free agent on June 4, 2021.
- Claimed off waivers by Tampa Bay on July 25, 2021.
- Claimed off waivers by the Mets on August 2, 2021.
- On the 10-Day Injured List, August 19-September 14, 2021, with right forearm inflammation.

CAREER STATISTICS

YEAR	TEAM	W-L	ERA	G	GS	CG	SHO	SV	IP	H	R	ER	HR	HB	BB	SO	WP	BK
2014	Elizabethton (R)	0-0	0.00	4	0	0	0	3	6.0	1	0	0	0	0	0	8	0	0
	Cedar Rapids (A)	3-0	0.36	16	0	0	0	5	25.0	10	2	1	0	1	3	31	0	0
2015	Chattanooga (AA)	4-4	6.32	35	0	0	0	1	47.0	55	43	33	3	6	21	39	3	0
	Ft. Myers (A)	1-0	0.00	9	0	0	0	1	12.1	8	2	0	0	0	1	7	0	0
2016	Chattanooga (AA)	3-3	3.90	41	0	0	0	3	60.0	51	29	26	2	6	22	64	4	0
	Rochester (AAA)	1-1	1.69	9	0	0	0	0	10.2	8	2	2	0	1	2	8	1	0
2017	Chattanooga (AA)	1-0	2.45	5	0	0	0	1	7.1	4	2	2	0	1	6	8	1	0
	Rochester (AAA)	1-0	2.05	22	0	0	0	5	30.2	24	7	7	1	2	11	25	4	0
2018	Rochester (AAA)	0-3	1.89	30	1	0	0	2	47.2	34	13	10	1	2	21	50	6	0
2019	Rochester (AAA)	5-3	5.76	45	1	0	0	0	75.0	75	49	48	7	6	35	92	7	1
2021	Salt Lake (AAA)	0-0	8.44	8	0	0	0	1	10.2	13	10	10	1	1	6	17	1	0
	Okla. City (AAA)	0-0	2.61	9	0	0	0	0	10.1	12	3	3	1	1	1	11	1	0
	LOS ANGELES (NL)	0-0	3.38	6	1	0	0	0	5.1	5	3	2	1	0	2	5	0	0
	Durham (AAA)	0-0	0.00	1	0	0	0	0	1.1	1	0	0	0	0	0	0	0	0
	Syracuse (AAA)	0-1	4.50	8	0	0	0	0	8.0	7	5	4	1	1	2	8	1	0
	METS	0-1	3.86	4	0	0	0	0	4.2	5	3	2	0	0	0	5	0	0
Minor League Totals		19-15	3.73	242	2	0	0	22	352.0	303	167	146	17	28	131	368	29	1
Major League Totals		0-1	3.60	10	1	0	0	0	10.0	10	6	4	1	0	2	10	0	0

CAREER FIELDING

POS	G	PO	A	E	PCT	TC	DP
P	10	0	1	0	1.000	1	0

ALMOST PERFECT

The Mets have never had a perfect game. Here are the longest perfect outings in team history.

Pitcher	Length	Date & Opponent (How Ended)
Tom Seaver.....	8.1 innings.....	July 9, 1969 vs. Chicago-NL (Jimmy Qualls single)
Tom Seaver.....	7.0 innings	August 30, 1968 vs. St. Louis (Orlando Cepeda double)
Bartolo Colón.....	6.2 innings	July 23, 2014 at Seattle (Robinson Cano single)
Matt Harvey	6.2 innings	May 7, 2013 vs. Chicago-AL (Alex Rios single)
Rick Reed.....	6.2 innings	June 8, 1998 vs. Tampa Bay (Wade Boggs double)



SEAN
REID-FOLEY
#61 RHP
 @seanreidfoley

HT	6-0	WT	235	BT	R	TH	R
----	-----	----	-----	----	---	----	---

OPENING DAY AGE: 26
BIRTHDATE: AUGUST 30, 1995
BIRTHPLACE: AGANA HEIGHTS, GUAM
RESIDES: JACKSONVILLE BEACH, FL
MLB SERVICE TIME: 1 YEAR, 93 DAYS
SIGNED BY: MATT BISHOFF (TORONTO)
HOW OBTAINED: ACQUIRED FROM TORONTO IN A FOUR-PLAYER DEAL IN EXCHANGE FOR LHP STEVEN MATZ ON JANUARY 27, 2021
CONTRACT STATUS: ARBITRATION ELIGIBLE AFTER 2024. FREE AGENT AFTER 2027

MEET THE MET

- Is one of just two players and the only pitcher in major league history who was born in Guam...The other, infielder John Hattig, appeared in 13 games with Toronto in 2006...His father, Dave, served in the Coast Guard for 30 years and was stationed in Guam when Sean was born.
- Played on a Florida Travel Baseball team with former Blue Jays teammates Bo Bichette and Forrest Wall in 2013...Played travel ball in Florida with current teammate David Peterson as well.
- His brother David Reid-Foley pitched in the Dodgers' minor league system from 2014-2016.

2021 SEASON

- Had seven stints with the Mets...Was recalled for the first time on April 22...Optioned on May 4...Also was with the Mets from May 5-6, May 11-31, June 14-23, June 28-July 4 and September 26 through the end of the season.
- Was one of three pitchers in the majors to have two separate outings of 3.0 perfect innings in relief (April 22 at Chicago and May 17 at Atlanta)... It was the second time in Mets history a reliever has had multiple appearances of at least 3.0 perfect innings in a single season...The other was Rick Aguilera with three in 1989.
- Had 26 strikeouts in 20.2 innings (11.3 strikeouts per nine)...Six of his 12 outings in the majors were 2.0 innings or more.

2020 SEASON

- Made four separate stints with the Blue Jays, splitting the rest of his campaign between the club's alternate training site and the taxi squad.
- Allowed three hits and one earned run across five relief appearances (6.2 innings) for a 1.35 ERA and a .125 opponents' batting average...Did not allow a home run after holding a 1.62 HR/9 in 2018 and a 1.42 HR/9 in 2019.
- Recalled on August 26 and made his season debut with a 1-2-3 ninth inning vs. Boston...Was his first MLB appearance since August 20, 2019 at Los Angeles-NL.

2019 SEASON

- Was with Toronto in three stints: April 1-4, June 23-July 3 and July 30-August 21...Appeared in nine games overall for the Jays, making six starts.
- Threw 3.1 perfect innings in relief on July 2 vs. Boston...Tossed 5.0 scoreless frames July 30 at Kansas City.

2018 SEASON

- Had his contract selected by Toronto on August 13 and made his major league debut that night in a start...Became the second player born in Guam to play in an MLB game all-time...Along with Danny Jansen, formed the first starting battery mates in Jays history to debut at the same time...Marked the first such occasion in the AL since April 14, 1967, when Billy Rohr pitched and Russ Gibson caught for the Red Sox at Yankee Stadium (courtesy STATS).

CAREER BESTS

WIN STREAK
2 games
 5/17/21-6/16/21

LOSS STREAK
2 games
 3x, last, 8/14/19-8/20/19

STRIKEOUTS, GAME
10 strikeouts
 2x, last, 9/15/18, Toronto at New York-AL

LONGEST OUTING, STARTER
7.0 innings
 9/2/18, Toronto at Miami

LONGEST OUTING, RELIEVER
3.1 innings
 7/2/19, Toronto vs. Boston

MOST WALKS, GAME
5 walks
 9/8/18, Toronto vs. Cleveland

SCORELESS STREAK
8.1 innings
 7/2/19-7/30/19

- Earned his first major league win on September 2 at Miami after recording a season-high 10 strikeouts over 7.0 innings.
- Struck out 42 batters while up with Toronto, the most all-time by a Blue Jays pitcher in his first seven MLB games.

- **2015:** Split his season between Lansing (A) and Dunedin (A)...Finished the season on the Disabled List.
- **2014:** Began his pro career with the GCL Blue Jays (R).

MINOR LEAGUE REVIEW

- **2018:** Posted a 5-0 record with a 2.03 ERA for New Hampshire (AA) before a promotion to Buffalo (AAA) on May 24...Went 7-5 for the Bisons while putting up a 3.90 ERA over 15 starts...Threw his first career complete game on June 10 at Columbus (7.0 IP, 3 H, ER, 0 BB, 9 K)...Earned International League Pitcher of the Week on July 23 after picking up two wins in two starts, allowing just one run on three hits while striking out 12 batters with three walks over 12.0 innings.
- **2017:** Tied a career-high with 12 punchouts on July 21 at Trenton...Reached 10 wins for the second-straight season.
- **2016:** Was named a Minor League Second-Team All-Star by *Baseball America* following the season... Recorded three double-digit strikeout games.

BACKGROUND

- Sean Ian Reid-Foley graduated from Sandalwood (FL) High School.
- Went 7-3 with a 0.64 ERA, 120 strikeouts and 15 walks in 65.2 innings during his senior year.

CAREER TRANSACTIONS

- Selected by Toronto in the second round of the 2014 First-Year Player Draft.
- Acquired by the New York Mets along with RHPs Yennsy Díaz and Josh Winckowski from Toronto in exchange for LHP Steven Matz on January 27, 2021.
- On the 10-Day Injured List, July 4-July 29, with right elbow inflammation...Transferred to the 60-Day Injured list from July 30-September 26.

CAREER STATISTICS

YEAR	TEAM	W-L	ERA	G	GS	CG	SHO	SV	IP	H	R	ER	HR	HB	BB	SO	WP	BK
2014	GCL Blue Jays (R)	1-2	4.76	9	6	0	0	0	22.2	21	12	12	0	1	10	25	7	0
2015	Lansing (A)	3-5	3.69	17	17	0	0	0	63.1	57	33	26	3	5	43	90	7	0
	Dunedin (A)	1-5	5.23	8	8	0	0	0	32.2	25	20	19	1	2	24	35	4	0
2016	Lansing (A)	4-3	2.95	11	11	0	0	0	58.0	43	22	19	2	1	22	59	3	0
	Dunedin (A)	6-2	2.67	10	10	0	0	0	57.1	35	17	17	2	1	16	71	2	0
2017	New Hampshire (AA)	10-11	5.09	27	27	0	0	0	132.2	145	82	75	22	6	53	122	3	1
2018	New Hampshire (AA)	5-0	2.03	8	8	0	0	0	44.1	27	10	10	3	3	20	52	1	0
	Buffalo (AAA)	7-5	3.90	16	16	1	0	0	85.1	76	39	37	5	6	30	98	1	0
	TORONTO (AL)	2-4	5.13	7	7	0	0	0	33.1	31	23	19	6	1	21	42	3	0
2019	Buffalo (AAA)	3-5	6.47	20	19	0	0	0	89.0	78	71	64	13	9	65	105	6	0
	TORONTO (AL)	2-4	4.26	9	6	0	0	0	31.2	33	20	15	5	2	21	28	3	0
2020	TORONTO (AL)	1-0	1.35	5	0	0	0	0	6.2	3	3	1	0	0	6	6	0	0
2021	METS	2-1	5.23	12	0	0	0	0	20.2	22	15	12	3	0	9	26	1	0
	St. Lucie (A)#	0-0	0.00	2	1	0	0	0	2.1	0	0	0	0	0	3	2	0	0
	Syracuse (AAA)#	0-0	2.38	10	0	0	0	0	11.1	5	3	3	1	0	5	19	0	0
Minor League Totals		40-38	4.29	126	122	1	0	0	585.1	507	306	279	51	34	283	657	34	1
Major League Totals		7-9	4.58	33	13	0	0	0	92.1	89	61	47	14	3	57	102	7	0

#- rehabilitation assignment

CAREER FIELDING

POS	G	PO	A	E	PCT	TC	DP
P	33	0	10	1	.909	11	0



MATT REYNOLDS

#80 INF

NON-ROSTER INVITEE

@reyrey_5

@ReyRey_5

HT	6-1	WT	210	BT	R	TH	R
----	-----	----	-----	----	---	----	---

OPENING DAY AGE: 31
 BIRTHDATE: DECEMBER 3, 1990
 BIRTHPLACE: TULSA, OK
 RESIDES: PROSPER, TX
 MLB SERVICE TIME: 1 YEAR, 83 DAYS
 SIGNED BY: STEVE GOSSETT
 HOW OBTAINED: SIGNED AS A MINOR LEAGUE FREE AGENT ON DECEMBER 1, 2021.
 CONTRACT STATUS: SIGNED THROUGH 2022

MEET THE MET

- He and his wife, Samantha, welcomed a baby boy, Grady, on September 21, 2021...The Reynolds also have a dog, a golden retriever named Skylar.
- Attended the same high school and college as 2015 AL Cy Young Award winner Dallas Keuchel...The two were reunited in 2021 with Chicago-AL.
- Is a huge fan of the Arkansas Razorbacks, his alma mater.

2020 SEASON

- Played in three games with Kansas City but spent most of the season at the Royals' alternate training site.

2018 SEASON

- Appeared in 12 games over two stints with Washington.

2017 SEASON

- Appeared in a career-high 68 games over four stints with the Mets... Set career highs in runs scored (12), hits (26), triples (two) and walks (14).
- Played in 23 games at third base, 10 at shortstop, eight at second, seven in left field, three at first and one in right.

2016 SEASON

- Appeared in 47 games over four stints with New York-NL in his first major-league season...Recalled by the Mets on May 17...Made his major league debut that night vs. Washington as the starting third baseman.
- Recorded his first career hit on May 25 at Washington...Tallied his first career RBI on June 4 at Miami...Hit his first home run on June 22 vs. Kansas City...Recorded a career-high three hits on June 15 vs. Pittsburgh and September 5 at Cincinnati...Drove in a career-high three runs on August 1 vs. New York-AL.

MINOR LEAGUE REVIEW

- **2021:** Appeared in 93 games for Charlotte (AAA) of the Chicago White Sox organization...Lead the club with a .269 batting average, .373 on-base percentage and 51 walks, while he also ranked in OPS (.768, 2nd), doubles (20, 2nd), triples (two, tied for second), slugging percentage (.395, third), extra-base hits (27, fourth), runs (40, tied for fourth) and stolen bases (five, tied for fifth).
- **2019:** Ranked 10th in the PCL in walks (64) and on-base percentage (.401)...Was named an Organizational All-Star by *MLB.com*...Made his first career pitching appearance on May 31 vs. Salt Lake, throwing a scoreless frame.
- **2018:** Tied for third in the International League with 31 doubles...Was on the Syracuse Injured List from May 28-June 17 with a concussion.
- **2016:** Following the season, was named by *Baseball America* as the No. 9 prospect in the Mets organization.
- **2015:** Was named a Pacific Coast League mid-season All-Star...Was added to the Mets playoff roster during the NLDS vs. Los Angeles and the NLCS vs. Chicago, but did not play.

CAREER BESTS

HITS, GAME

3 hits

2x, last, 9/5/16 at Cincinnati

HOME RUNS, GAME

1 home run

4x, last, 5/21/17 vs. Los Angeles-AL

LEADOFF HR

None

INSIDE-THE-PARK HR

None

WALK-OFF HOME RUNS

None

PINCH-HIT HOME RUNS

None

RBI, GAME

3 RBI

8/1/16 vs. New York-AL

STOLEN BASES, GAME

None

HITTING STREAK

4 games

8/25/17-8/27/17

GRAND SLAMS

None

- **2014:** Was named an organizational All-Star by *MiLB.com*...Was named PCL Player of the Week for the period of July 28-August 3...Played in 21 games with Scottsdale of the Arizona Fall League and was named a AFL Rising Star.
- **2013:** Spent almost the entire season with St. Lucie (A) before being promoted to Binghamton (AA) at the end of the year.
- **2012:** Made his pro debut with Savannah (A).
- Helped the Razorbacks to the 2012 College World Series...His junior year he was first team All-SEC and was named by *Collegiate Baseball* as a third-team All-American.

CAREER TRANSACTIONS

- Selected by the New York Mets in the second round of the 2012 First-Year Player Draft.
- Acquired by Washington from the Mets in exchange for cash considerations on February 12, 2018.
- Signed by Kansas City as a minor league free agent on November 18, 2019.
- Signed by Chicago-AL as a minor league free agent on December 17, 2020.
- Signed by the Mets as a minor league free agent on December 1, 2021.

BACKGROUND

- Matthew William Reynolds graduated from Bishop Kelly High School in Tulsa, Oklahoma before attending the University of Arkansas.
- In high school, played baseball and basketball all four years, and played football his freshman year...Helped the baseball program win the state tournament as a freshman and was a 5A All-State selection as a senior in baseball and basketball.

CAREER STATISTICS

YEAR	CLUB	AVG	G	AB	R	H	2B	3B	HR	RBI	SH	SF	HB	BB	SO	SB	CS	SLG	OBP	E
2012	Savannah (A)	.259	42	158	18	41	8	0	3	13	0	2	7	12	26	5	1	.367	.335	7
2013	St. Lucie (A)	.226	117	433	59	98	21	6	5	49	1	5	13	36	80	9	2	.337	.302	20
	Binghamton (AA)	.000	1	3	0	0	0	0	0	0	0	0	0	0	0	0	0	.000	.000	1
2014	Binghamton (AA)	.355	58	211	33	75	5	3	1	21	0	2	0	29	41	6	3	.422	.430	8
	Las Vegas (AAA)	.333	68	267	54	89	16	4	5	40	2	6	5	21	60	14	4	.479	.385	9
2015	GCL Mets (R)	.400	3	5	1	2	0	0	0	1	0	0	0	1	1	0	0	.400	.500	0
	Las Vegas (AAA)	.267	115	445	70	119	32	5	6	65	1	7	5	32	92	13	4	.402	.319	12
2016	Las Vegas (AAA)	.264	71	269	43	71	15	2	2	24	1	0	3	26	64	9	2	.357	.336	9
	METS	.225	47	89	11	20	8	0	3	13	2	0	1	4	34	0	1	.416	.266	2
2017	Las Vegas (AAA)	.320	33	128	27	41	9	0	4	14	0	0	0	16	30	2	2	.484	.396	8
	METS	.230	68	113	12	26	1	2	1	5	1	0	2	14	37	0	1	.301	.326	1
2018	Auburn (A)	.500	2	6	1	3	0	0	0	0	0	0	0	2	1	0	0	.500	.625	0
	Syracuse (AAA)	.265	86	309	55	82	31	3	4	29	0	2	4	40	75	2	1	.424	.355	6
	WASHINGTON (NL)	.154	12	13	1	2	0	0	0	1	0	0	0	1	4	0	0	.154	.214	0
2019	Fresno (AAA)	.295	111	376	65	111	29	4	16	55	3	2	4	64	95	8	2	.521	.401	10
2020	KANSAS CITY (AL)	.000	3	11	1	0	0	0	0	0	0	0	0	0	7	0	0	.000	.000	0
2021	Charlotte (AAA)	.269	93	309	40	83	20	2	5	35	0	4	3	51	93	5	3	.395	.373	14
Minor League Totals		.279	800	2919	466	815	186	29	51	346	8	30	44	330	658	73	24	.415	.358	72
Major League Totals		.212	130	226	25	48	9	2	4	19	3	0	3	19	82	0	2	.323	.282	3

CAREER FIELDING

Pos	G	PO	A	E	PCT	TC	DP
1B	3	6	0	0	1.000	6	0
2B	12	3	13	0	1.000	16	1
3B	37	12	30	0	1.000	42	2
SS	31	29	62	3	.968	94	15
OF	9	10	0	0	1.000	10	0



JOSE
RODRÍGUEZ
#84 RHP

@manqueja1995

NON-ROSTER INVITE

HT	6-2	WT	210	BT	R	TH	R
----	-----	----	-----	----	---	----	---

OPENING DAY AGE: 26
 BIRTHDATE: AUGUST 29, 1995
 BIRTHPLACE: BOLIVAR, VZ
 RESIDES: COACHELLA, CA
 MLB SERVICE TIME: 0 YEARS, 53 DAYS
 SIGNED BY: LEBI OCHOA & MAURO ZERPA (LOS ANGELES-AL)
 HOW OBTAINED: SIGNED AS A MINOR LEAGUE FREE AGENT ON NOVEMBER 17, 2021
 CONTRACT STATUS: SIGNED THROUGH 2022

RODRÍGUEZ, JOSÉ

MEET THE MET

- Was raised by a single mother who encouraged him to play baseball...She passed away when he was 14 years old.
- Favorite sport to watch is soccer...Fan of Venezuelan National team, "Vino Tinto"...Favorite food is chicken with rice.

2020 SEASON

- Spent almost the entire season at the Los Angeles Angels' alternate training site...Had his contract selected on August 1 and made one relief appearance...Pitched 1.2 scoreless innings on August 2 vs. Houston.

2019 SEASON

- Promoted to the Angels' major league roster in late July...Made his major league debut on July 27 vs. Baltimore...Went 1.2 innings in relief and did not allow a run...Struck out two.
- Made his first career big league start on September 22 at Houston.

MINOR LEAGUE REVIEW

- **2021:** Signed with the Braves shortly after Opening Day and spent the year in their organization.
- **2019:** Made 23 appearances, seven starts, in the minor leagues between Double-A Mobile and Triple-A Salt Lake.
- **2017:** Named a California League mid-season All-Star.
- **2016:** Tabbed a Midwest League mid-season All-Star.
- **2013:** Made his pro debut with the DSL Angels (R).

BACKGROUND

- José Daniel Rodríguez signed with the Angels as a 17-year-old out of Venezuela.

CAREER TRANSACTIONS

- Signed by the Los Angeles Angels as a non-drafted free agent on December 3, 2012.
- Signed by the Atlanta Braves as a minor league free agent on April 21, 2021.
- Signed by the Mets as a minor league free agent on November 17, 2021.

CAREER STATISTICS

YEAR	TEAM	W-L	ERA	G	GS	CG	SHO	SV	IP	H	R	ER	HR	HB	BB	SO	WP	BK
2013	DSL Angels (R)	3-3	1.64	22	2	0	0	1	44.0	33	10	8	1	3	12	38	2	1
2014	AZL Angels (R)	2-1	4.85	9	4	0	0	1	26.0	34	15	14	1	1	5	29	3	0
2015	Orem (R)	3-3	4.79	15	15	0	0	0	62.0	77	35	33	5	2	16	58	5	1
2016	Burlington (A)	7-5	3.14	27	27	0	0	0	131.2	135	53	46	4	2	32	115	4	3
2017	Inland Empire (A)	8-12	5.18	27	27	0	0	0	149.1	178	97	86	11	4	44	134	2	0
2018	Mobile (AA)	7-10	6.12	23	23	0	0	0	114.2	144	86	78	10	3	41	105	8	2
2019	Mobile (AA)	0-2	7.27	5	5	0	0	0	17.1	24	15	14	2	1	6	24	0	0
	Salt Lake (AAA)	3-3	6.29	18	2	0	0	2	44.1	48	33	31	7	1	22	45	2	0
	LOS ANGELES (AL)	0-1	2.75	9	1	0	0	0	19.2	17	6	6	5	0	11	13	1	0
2020	LOS ANGELES (AL)	0-0	0.00	1	0	0	0	0	1.2	2	0	0	0	0	1	0	0	0
2021	Gwinnett (AAA)	6-6	5.29	19	17	0	0	0	78.1	87	51	46	16	3	21	66	1	1
	Mississippi (AA)	1-1	1.61	4	4	0	0	0	22.1	10	5	4	1	0	5	27	2	0
Minor League Totals		40-46	4.70	169	126	0	0	4	690.0	770	400	360	58	20	204	641	29	8
Major League Totals		0-1	2.53	10	1	0	0	0	21.1	19	6	6	5	0	12	13	1	0



ANTONIO SANTOS

#46 RHP

NON-ROSTER INVITE

HT	6-3	WT	233	BT	R	TH	R
----	-----	----	-----	----	---	----	---

OPENING DAY AGE: 25
 BIRTHDATE: OCTOBER 6, 1996
 BIRTHPLACE: VILLA GONZÁLEZ, DR
 RESIDES: SANTIAGO, DR
 MLB SERVICE TIME: 0 YEARS, 80 DAYS
 SIGNED BY: ROLANDO FERNANDEZ & MARTIN CABRERA (COLORADO)
 HOW OBTAINED: CLAIMED OFF WAIVERS FROM COLORADO ON NOVEMBER 21, 2021
 CONTRACT STATUS: ARBITRATION ELIGIBLE AFTER 2024. FREE AGENT AFTER 2027

MEET THE MET

- His favorite player growing up was Pedro Martinez.
- Enjoys swimming at the pool in his free time.
- Comes from a big family...Is one of five children.

2021 SEASON

- Pitched for Licey in the Dominican Winter League during the 2021-22 offseason...Posted a 1.00 ERA (one earned run/9.0 innings) in nine appearances.
- Was up with the Rockies for four stints on the active roster...Threw more than 1.0 inning in five of his seven outings.

2020 SEASON

- Made his major league debut on September 1 vs. San Francisco, allowing two runs on four hits with two walks and two strikeouts over 2.1 innings of relief.
- Made two relief appearances and one start across two stints on the active roster.

MINOR LEAGUE REVIEW

- **2021:** Appeared in a career-high 41 games, 34 of which came in the minors at Triple-A Albuquerque.
- **2018:** Tossed a career-high 152.0 innings and struck out a career-high 142 batters.
- **2017:** Tied for the South Atlantic League lead with 27 starts.
- **2015:** Began his pro career with the DSL Rockies (R)... Pitched 17.0 scoreless innings to begin his career.

BACKGROUND

- Antonio Santos signed with the Rockies as an 18-year-old out of the Dominican Republic.

CAREER TRANSACTIONS

- Signed by Colorado as a non-drafted free agent on July 2, 2015.
- Claimed off waivers by the Mets from Colorado on November 21, 2021.

CAREER STATISTICS

YEAR	TEAM	W-L	ERA	G	GS	CG	SHO	SV	IP	H	R	ER	HR	HB	BB	SO	WP	BK
2015	DSL Rockies (R)	1-2	0.75	6	5	0	0	0	24.0	23	7	2	0	0	5	17	1	1
2016	DSL Rockies (R)	0-0	1.80	2	2	0	0	0	10.0	9	2	2	0	0	0	7	1	0
	Boise (A)	6-4	4.16	13	13	0	0	0	71.1	85	42	33	5	6	14	53	3	3
2017	Asheville (A)	9-10	5.39	27	27	1	0	0	147.0	200	101	88	17	10	26	106	7	5
2018	Asheville (A)	1-10	4.48	15	15	0	0	0	86.1	100	56	43	8	3	12	86	7	0
	Lancaster (A)	4-3	5.21	12	12	0	0	0	65.2	74	44	38	15	0	21	56	0	2
2019	Lancaster (A)	3-6	4.35	18	18	0	0	0	99.1	116	57	48	11	3	18	96	5	0
	Hartford (AA)	3-3	4.93	8	8	0	0	0	45.2	47	25	25	3	2	10	44	3	3
2020	COLORADO (NL)	0-1	16.50	3	1	0	0	0	6.0	14	11	11	1	2	4	4	0	0
2021	Albuquerque (AAA)	0-5	7.94	34	2	0	0	0	45.1	54	41	40	10	3	27	32	4	0
	COLORADO (NL)	0-1	4.76	7	0	0	0	0	11.1	9	7	6	1	0	5	10	2	1
Minor League Totals		27-43	4.83	135	102	1	0	0	594.2	708	375	319	69	27	133	497	31	14
Major League Totals		0-2	8.83	10	1	0	0	0	17.1	23	18	17	2	2	9	14	2	1

CAREER FIELDING

POS	G	PO	A	E	PCT	TC	DP
P	10	1	0	0	1.000	1	0

SANTOS, ANTONIO



MAX SCHERZER

#21 RHP

@maxscherzer31

@Max_Scherzer

HT	6-3	WT	216	BT	R	TH	R
----	-----	----	-----	----	---	----	---

OPENING DAY AGE: 37
 BIRTHDATE: JULY 27, 1984
 BIRTHPLACE: ST. LOUIS, MO
 RESIDES: JUPITER, FL
 MLB SERVICE TIME: 13 YEARS, 79 DAYS
 SIGNED BY: JOE ROBINSON (ARIZONA)
 HOW OBTAINED: SIGNED AS A FREE AGENT TO A THREE-YEAR CONTRACT ON DECEMBER 1, 2021
 CONTRACT STATUS: SIGNED THROUGH 2024

CY YOUNG: 2013, 2016, 2017 ☆ ALL-STAR: 2013, 2014, 2015, 2016, 2017, 2018, 2019, 2021 FIRST TEAM ALL-MLB: 2019, 2021

MEET THE MET

- He and his wife, Erica, are passionate supporters of the Humane Rescue Alliance, a Washington, D.C. organization that protects animals, supports families and advocates for positive change to create a world where all animals can thrive...The Scherzers have adopted four dogs.
- Has a reputation as one of MLB's fiercest competitors, earning him the nickname "Mad Max" for his demeanor on the mound.
- Has a condition called heterochromia iridis, which causes the irises in his eyes to be different colors...His left eye is brown and his right eye is blue...Scherzer told his former manager Dusty Baker his left eye is "the baseball eye" when Baker asked what eye he should look at...The Scherzer family has adopted dogs with heterochromia as well.
- Said after his record-tying 20-strikeout performance on May 11, 2016: "Strikeouts are sexy..."The Nationals sold T-shirts emblazoned with the phrase.

CAREER HIGHLIGHTS

- Started the decisive Game 7 of the 2019 World Series for Washington.
- Is a three-time Cy Young Award winner, taking home the trophy in 2013 with Detroit, then in back-to-back years with Washington in 2016-2017... He is one of 10 pitchers ever with at least three Cy Youngs, one of 11 to win the award in consecutive seasons and one of six to be honored in both the AL and the NL.
- Is an eight-time All-Star and has started the Midsummer Classic four times, tied for the fourth-most ASG starts by a pitcher...The other five pitchers who have made at least four All-Star starts are all in the Hall of Fame.
- One of 19 pitchers all-time to accumulate 3,000 career strikeouts...Is the active leader in that category with 3,020 punchouts entering 2022.
- Begins the 2022 season 10 wins shy of becoming the fourth active pitcher with 200 career victories.
- Tossed a complete game (3-1 win) against the Marlins as his wife went into labor with their third child, Derek, on May 2, 2021...Scherzer finished off the Fish in a tidy 2-hour, 37-minute effort, giving him time to leave Nationals Park after the game and make it to the hospital in time...Derek was born at 5:38 p.m., four and a half hours after his dad delivered the first pitch that afternoon.
- Is one of two pitchers ever with both a no-hitter and a 20-strikeout game in his career (Randy Johnson is the other)... Tossed a pair of no-nos in 2015 and punched out 20 in a 2016 game vs. Detroit in his first start against his former team... He is one of six pitchers to throw multiple no-hitters in one season.
- Has thrown three immaculate innings in his career, tied for the most all-time with Chris Sale and Sandy Koufax.

CAREER BESTS

WIN STREAK

13 games

4/6/13-7/3/13

LOSS STREAK

7 games

5/5/08-5/5/09

STRIKEOUTS, GAME

20 strikeouts

5/11/16, Washington vs. Detroit

DOUBLE-DIGIT STRIKEOUT GAMES

104 games

last, 13 strikeouts, 9/6/21,
Los Angeles-NL at St. Louis

LONGEST OUTING, STARTER

9.0 innings

10x, last, 5/2/21, Washington vs. Miami

MOST WALKS, GAME

7 walks

4/29/12, Detroit at New York-AL

SCORELESS STREAK

24.0 innings

6/14/15-6/26/15

LAST COMPLETE GAME

5/2/21, Washington vs. Miami (Won, 3-1)

LAST COMPLETE-GAME SHUTOUT

4/9/18, Washington vs. Atlanta (Won, 2-0)

FEWEST HITS, COMPLETE GAME

2 no-hitters

6/20/15, Washington vs. Pittsburgh
10/3/15, Washington at New York-NL

FEWEST WALKS, COMPLETE GAME

0 walks

8x, last, 5/2/21, Washington vs. Miami

2021 SEASON

- Finished third in the NL Cy Young vote, his sixth top-3 finish...Split the year between Washington and Los Angeles-NL...Won his final 11 decisions of the season beginning June 4, going 11-0 with a 2.54 ERA (31 ER/110.0 IP) in his last 19 starts of the year.
- Led the majors in WHIP (career-best 0.86) and opponent batting average (.185)...Had the second-best ERA (career-best 2.46) and ranked fourth in strikeouts (236)...Notched his ninth career 200-strikeout season.
- Made 11 starts for the Dodgers after being traded on July 30...The Dodgers won all 11 of his starts, with Scherzer posting a 1.98 ERA for LA...Struck out 89 and walked only eight in 68.1 innings after the trade...Went 37.2 innings without allowing an earned run from August 21-September 23.
- On September 12 vs. San Diego, pitched an immaculate inning and came within five outs of a perfect game, losing the bid on an Eric Hosmer double in the eighth inning...In that game, recorded the 3,000th strikeout of his career to become the 19th pitcher all-time to reach that mark.

POSTSEASON

- Made four appearances (three starts), going 0-1 with a save and a 2.16 ERA (4 ER/16.2 IP).
- Started the Wild Card Game vs. St. Louis, pitching the first 4.1 innings of a 3-1 win...Allowed just one run.
- Took the loss in Game 3 of the NLDS, a 1-0 Dodgers setback...Tossed 7.0 innings of one-run ball, allowing just three hits and striking out 10...Earned a save, the first of his pro career, in Game 5 of the NLDS to send LA to the Championship Series.
- Threw 4.1 innings in Game 2 of the NLCS at Atlanta.

2020 SEASON

- Went 5-4 with a 3.64 ERA in the pandemic-shortened season...Ranked third in the NL with 12.3 K/9.
- Struck out 11 batters on Opening Night vs. New York-AL in MLB's first game following the shutdown on July 23.

2019 SEASON

- Won his first World Series championship...Finished third in the NL Cy Young balloting, his fourth-straight top-3 finish and seventh-straight top-5 showing...Named an All-Star for the seventh year in a row.
- Led the majors in FIP (2.45) and was second in fWAR (6.5).
- Recorded his 2,500th career strikeout on May 25 vs. San Diego.
- Was the NL Pitcher of the Month for June and was the NL Player of the Week for the last week of that month...Went 6-0 with a 1.00 ERA (five ER/45.0 IP) in June, recording 68 strikeouts against just five walks.

POSTSEASON

- Went 3-0 with a 2.40 ERA (eight ER/30.0 IP) in six games (five starts) as the Nationals captured their first championship in team history...Started and won Game 4 of the NLDS, Game 2 of the NLCS and Game 1 of the World Series...Started Game 7 of the World Series...Washington won every game he appeared in during the playoffs.
- Took a no-hitter into the seventh inning in NLCS Game 2 vs. St. Louis...Was his fifth time taking a no-hitter through at least 4.0 innings in the playoffs, three more than any other pitcher according to *Elías*.

2018 SEASON

- Finished second in the NL Cy Young vote...Was named to a sixth consecutive All-Star roster and started the game again, this time in his home ballpark.
- Led the majors with a career-high 300 strikeouts...Led the NL in K/9 (12.24), K/BB ratio (5.88), WHIP (0.91), opponent average (.188), innings pitched (220.2), H/9 (6.12) and tied for the league lead in wins (18).
- Named NL Pitcher of the Month for April and May...Went 9-1 with a 1.92 ERA in the first two months of the season.
- Had a 20.0-inning scoreless streak from August 7-23.
- Reached the 300-strikeout mark in his final inning of the season, punching out two batters in the seventh on September 25 vs. Miami to reach the milestone.

2017 SEASON

- Won his third career Cy Young Award, making him the first back-to-back winner since Clayton Kershaw (2013-2014) and the 10th pitcher to be honored at least three times.
- Named to his fifth straight All-Star roster and started the game for the NL...Struck out Aaron Judge and José Ramírez in a scoreless inning.
- Led the NL in strikeouts (268), WHIP (0.90), opponent average (.178), OPS (.566), H/9 (5.65), fWAR (6.0) and bWAR (7.2)...Ranked second in ERA (2.51) and K/9 (12.02).
- Hit his first career home run on August 1 at Miami off Chris O'Grady.
- Missed time on the DL for the first time since 2009 as he was shelved for 10 days with left neck inflammation in late August.

POSTSEASON

- Appeared in two games in the NLDS vs. Chicago, starting Game 3 and pitching in relief in Game 5.

2016 SEASON

- Put together an historic year to win his second Cy Young Award, garnering 25-of-30 first-place votes... Was the sixth pitcher to take home the honor in both leagues... Became the first Washington Nationals player and second in Washington/Montreal history to win the trophy.
- Made a career-high 34 starts and led the NL in wins (20), strikeouts (284), WHIP (0.97), innings (228.1)... Ended the year on an eight-game winning streak.
- Was named an All-Star for the fourth consecutive season.
- Struck out a career-high 20 batters on May 11 vs. Detroit in his first start against his former club since leaving the Tigers... Became the fourth pitcher ever to record 20 punchouts in a nine-inning game... Randy Johnson is the only other pitcher with a 20-strikeout game and at least one no-hitter in his career.

POSTSEASON

- Started Games 1 and 5 of the NLDS vs. Los Angeles... Washington lost each game by an identical score, 4-3.

2015 SEASON

- In the first year of a seven-year stay in Washington, earned his third straight All-Star selection... Led the majors with a 7.62 strikeout-to-walk ratio... Led the NL and ranked second in the majors with 276 strikeouts... Tied for first in the NL in complete games (four) and shutouts (three).
- Was twice named NL Pitcher of the Month, taking home the award in May and June.
- Threw back-to-back shutouts and allowed one hit total in those two games... Tossed a one-hitter at Milwaukee on June 15 before no-hitting Pittsburgh on June 20... *Elias* notes he was the fifth pitcher in the modern era to allow one hit or fewer in back-to-back complete games.
- Became the sixth pitcher in major league history to throw two no-hitters in the same season (June 20 vs. Pittsburgh and October 3 at New York-NL)... Johnny Vander Meer (1938), Allie Reynolds (1951), Virgil Trucks (1952), Nolan Ryan (1973) and Roy Halladay (2010, one in postseason) are the others... Was the first pitcher with two no-hitters in the same year without walking a batter in either effort.
- In his first no-hitter, came within one batter of a perfect game... Hit Jose Tabata, batter No. 27, with a pitch with two outs in the ninth inning before retiring Josh Harrison to complete the no-no.
- Tied a major league record for strikeouts in a no-hitter with 17 punchouts in his dominant effort at Citi Field in his final start of the season... The only baserunner reached on an error in the sixth inning.

2014 SEASON

- In his last season with Detroit, was named an AL All-Star for the second consecutive year... Tied for the AL lead with 18 wins and ranked third with 252 strikeouts... Per *Elias*, Scherzer became the second pitcher, joining Sandy Koufax (1963-1964) to compile the following in back-to-back seasons: 15 wins, no more than five losses and 200 strikeouts.
- Was one of six finalists for the Marvin Miller Man of the Year Award.
- Threw his first career complete game, a shutout, on July 12 at Chicago-AL.

POSTSEASON

- Started and lost Game 1 of the ALDS at Baltimore.

2013 SEASON

- Won the AL Cy Young Award, receiving 28-of-30 first place votes, after leading the AL with a career-high 21 wins, ranking second with 240 strikeouts and placing fifth with a 2.90 ERA.
- Earned his first career All-Star nod and started the game for the AL.
- Started the year on a 13-game winning streak, part of a streak of 19 unbeaten starts in-a-row from September 23, 2012-July 8, 2013.
- Recorded his 1,000th career strikeout on August 8 at Cleveland and completed the 1,000th inning of his career on September 15 vs. Kansas City.
- Had 71 wins and 1,045 strikeouts at the time he reached 1,000.0 IP (only other pitcher to match that feat was Pedro Martinez, per *Elias*).

POSTSEASON

- Won Games 1 and 4 of the ALDS against Oakland... Fanned 21 hitters in 13.1 innings in his two ALCS starts against the eventual World Series champion Red Sox.
- Set a single-postseason Tigers record with 34 strikeouts in the playoffs.

2012 SEASON

- Led the AL with 11.1 strikeouts per 9.0 innings... Posted his first career 200-strikeout season... Won 16 decisions, his second straight season with at least 15 wins.

POSTSEASON

- Started Game 4 in the ALDS, ALCS and World Series... Posted a 2.08 ERA (four earned runs/17.1 innings) with 26 strikeouts in those three starts.

2011 SEASON

- Was a 15-game winner with Detroit... Won his first six decisions of the year.
- Made the 100th start of his career on September 21 at Kansas City.

POSTSEASON

- Started and won Game 2 of the ALDS at Yankee Stadium, then pitched 1.1 innings in relief in Detroit's series-clinching Game 5 win in The Bronx...Started two games in the ALCS at Texas.

2010 SEASON

- Made his first career Opening Day roster in his first year with Detroit...Ranked sixth in the AL with 8.5 strikeouts per 9.0 innings.
- Became the first pitcher to whiff 14 or more batters in less than 6.0 innings when he struck out 14 in 5.2 innings on May 30 vs. Oakland...Thanks to *Elias*.

2009 SEASON

- Ranked eighth in the NL with 9.19 strikeouts per 9.0 innings in his first full big league season.

2008 SEASON

- Made his major league debut on April 29, striking out seven in 4.1 perfect innings of relief vs. Houston...Made his first career start on May 5 vs. Philadelphia.

MINOR LEAGUE REVIEW

- 2008:** Named Pacific Coast League Pitcher of the Week for the week of April 6-13.
- 2007:** Made three starts for the Fort Worth Cats (Ind.) before signing with Arizona on May 31...Was the California League Pitcher of the Week for June 11-17, his first full week of his pro career.

BACKGROUND

- Maxwell M. Scherzer graduated from Parkway Central High School (MO)...Is a native of Chesterfield, Missouri.
- Attended the University of Missouri, where he was named the Big 12 Conference Pitcher of the Year as a sophomore in 2005 after going 9-4 with a 1.86 ERA in 16 starts...Pitched for Team USA in the summer of 2005, going 2-1 with a 2.70 ERA and 24 strikeouts in four appearances.
- He and his wife, Erica, have two daughters, Brooklyn and Kacey, and a son, Derek.

CAREER TRANSACTIONS

- Selected by the Arizona Diamondbacks in the first round (11th overall) of the 2006 First-Year Player Draft.
- On the 15-Day Disabled List, March 29-April 14, 2009, with lingering right shoulder soreness.
- Acquired by Detroit along with LHP Daniel Schlereth in a three-team, seven-player trade with New York-AL on December 9, 2009...Detroit sent RHP Edwin Jackson to Arizona and RHP Ian Kennedy was traded to Arizona from New York-AL.
- Signed by Washington to a seven-year contract as a free agent on January 21, 2015.
- On the 10-Day Disabled List, August 15-28, 2017, with left neck inflammation.
- On the Paternity List, July 3-6, 2019.
- On the 10-Day Injured List, July 10-25 2019, with an inflamed bursa sac in his back/shoulder.
- On the 10-Day Injured List, July 26-August 22, 2019, with a mild rhomboid strain.
- On the 10-Day Injured List, June 12-22, 2021, with groin inflammation.
- Acquired by Los Angeles-NL along with INF Trea Turner in exchange for C Keibert Ruiz, RHP Josiah Gray, RHP Gerardo Carrillo and OF Donovan Casey on July 30, 2021.
- Signed by the Mets to a three-year contract as a free agent on December 1, 2021.

3,000-STRIKEOUT CLUB

Player	Years	Strikeouts	Player	Years	Strikeouts
Nolan Ryan	1966-1993	5,714	Phil Niekro	1964-1987	3,342
Randy Johnson	1988-2009	4,875	Fergie Jenkins	1965-1983	3,192
Roger Clemens	1984-2007	4,672	Pedro Martinez	1992-2009	3,154
Steve Carlton	1965-1988	4,136	Bob Gibson	1959-1975	3,117
Bert Blyleven	1970-1992	3,701	Curt Schilling	1988-2007	3,116
Tom Seaver	1967-1986	3,640	CC Sabathia	2001-2019	3,093
Don Sutton	1966-1988	3,574	John Smoltz	1988-2009	3,084
Gaylord Perry	1962-1983	3,534	Max Scherzer	2008-active	3,020
Walter Johnson	1907-1927	3,508	Justin Verlander	2005-active	3,013
Greg Maddux	1986-2008	3,371			

CAREER STATISTICS

YEAR	TEAM	W-L	ERA	G	GS	CG	SHO	SV	IP	H	R	ER	HR	HB	BB	SO	WP	BK
2007	Fort Worth (Ind.)	1-0	0.56	3	3	0	0	0	16.0	9	2	1	0	1	4	25	2	1
	Visalia (A)	2-0	0.53	3	3	0	0	0	17.0	5	1	1	0	1	2	30	0	0
	Mobile (AA)	4-4	3.91	14	14	0	0	0	73.2	64	38	32	3	4	40	76	3	0
2008	Tucson (AAA)	1-1	2.72	13	10	0	0	0	53.0	35	19	16	2	2	22	79	1	0
	ARIZONA (NL)	0-4	3.05	16	7	0	0	0	56.0	48	24	19	5	5	21	66	2	0
2009	Visalia (A)	0-0	1.93	1	1	0	0	0	4.2	1	2	1	0	1	4	5	0	0
	ARIZONA (NL)	9-11	4.12	30	30	0	0	0	170.1	166	94	78	20	10	63	174	5	1
2010	DETROIT (AL)	12-11	3.50	31	31	0	0	0	195.2	174	84	76	20	7	70	184	8	0
	Toledo (AAA)#	2-0	0.60	2	2	0	0	0	15.0	4	1	1	0	0	2	17	0	0
2011	DETROIT (AL)	15-9	4.43	33	33	0	0	0	195.0	207	101	96	29	7	56	174	12	0
2012	DETROIT (AL)	16-7	3.74	32	32	0	0	0	187.2	179	82	78	23	5	60	231	2	1
2013	DETROIT (AL)	21-3	2.90	32	32	0	0	0	214.1	152	73	69	18	4	56	240	6	1
2014	DETROIT (AL)	18-5	3.15	33	33	1	1	0	220.1	196	80	77	18	6	63	252	10	1
2015	WASHINGTON (NL)	14-12	2.79	33	33	4	3	0	228.2	176	74	71	27	5	34	276	10	1
2016	WASHINGTON (NL)	20-7	2.96	34	34	1	0	0	228.1	165	77	75	31	6	56	284	2	1
2017	WASHINGTON (NL)	16-6	2.51	31	31	2	0	0	200.2	126	62	56	22	11	55	268	4	0
2018	WASHINGTON (NL)	18-7	2.53	33	33	2	1	0	220.2	150	66	62	23	12	51	300	4	1
2019	WASHINGTON (NL)	11-7	2.92	27	27	0	0	0	172.1	144	59	56	18	7	33	243	0	0
2020	WASHINGTON (NL)	5-4	3.74	12	12	1	0	0	67.1	70	30	28	10	1	23	92	6	0
2021	WASHINGTON (NL)	8-4	2.76	19	19	1	0	0	111.0	71	36	34	18	8	28	147	0	0
	LOS ANGELES (NL)	7-0	1.98	11	11	0	0	0	68.1	48	17	15	5	2	8	89	2	0
Minor League Totals		9-5	2.81	33	30	0	0	0	163.1	109	61	51	5	8	70	207	4	0
Major League Totals		190-97	3.16	407	398	12	5	0	2536.2	2072	959	890	287	96	677	3020	73	7

- rehabilitation assignment

CAREER PLAYOFF STATISTICS

YEAR	RND	TEAM/OPP	W-L	ERA	G	GS	CG	SHO	SV	IP	H	R	ER	HR	HB	BB	SO	WP	BK
2011	ALDS	DET vs. NYY	1-0	1.23	2	1	0	0	0	7.1	4	1	1	0	1	4	7	0	0
	ALCS	DET vs. TEX	0-1	9.72	2	2	0	0	0	8.1	11	9	9	1	0	5	7	0	0
2012	ALDS	DET vs. OAK	0-0	0.00	1	1	0	0	0	5.1	3	1	0	0	0	1	8	1	0
	ALCS	DET vs. NYY	1-0	1.59	1	1	0	0	0	5.2	2	1	1	0	0	2	10	0	0
2013	WS	DET vs. SF	0-0	4.26	1	1	0	0	0	6.1	7	3	3	1	0	1	8	0	0
	ALDS	DET vs. OAK	2-0	3.00	2	1	0	0	0	9.0	6	3	3	1	0	4	13	1	0
2014	ALCS	DET vs. BOS	0-1	2.70	2	2	0	0	0	13.1	6	4	4	0	2	7	21	1	0
	ALDS	DET vs. BAL	0-1	6.14	1	1	0	0	0	7.1	7	5	5	2	1	1	6	0	0
2016	NLDS	WAS vs. LAD	0-1	3.75	2	2	0	0	0	12.0	10	5	5	3	1	2	12	1	0
2017	NLDS	WAS vs. CHC	0-1	3.68	2	1	0	0	0	7.1	4	5	3	0	2	4	8	0	0
2019	NLWC	WAS vs. MIL	0-0	5.40	1	1	0	0	0	5.0	4	3	3	2	0	3	6	0	0
	NLDS	WAS vs. LAD	1-0	1.13	2	1	0	0	0	8.0	4	1	1	1	0	3	10	0	0
	NLCS	WAS vs. STL	1-0	0.00	1	1	0	0	0	7.0	1	0	0	0	0	2	11	0	0
2021	WS	WAS vs. HOU	1-0	3.60	2	2	0	0	0	10.0	12	4	4	1	0	7	10	1	0
	NLWC	LAD vs. STL	0-0	2.08	1	1	0	0	0	4.1	3	1	1	0	1	3	4	1	0
	NLDS	LAD vs. SF	0-1	1.13	2	1	0	0	1	8.0	3	1	1	1	0	1	12	0	0
	NLCS	LAD vs. ATL	0-0	4.15	1	1	0	0	0	4.1	4	2	2	1	0	1	7	0	0
Postseason Totals		7-6	3.22	26	21	0	0	0	1	128.2	91	49	46	14	8	51	160	6	0
WC Totals		0-0	3.86	2	2	0	0	0	0	9.1	7	4	4	2	1	6	10	1	0
DS Totals		4-4	2.66	14	9	0	0	0	1	64.1	41	22	19	8	5	20	76	3	0
CS Totals		2-2	3.72	7	7	0	0	0	0	38.2	24	16	16	2	2	17	56	1	0
WS Totals		1-0	3.86	3	3	0	0	0	0	16.1	19	7	7	2	0	8	18	1	0

ALL-STAR GAME

YEAR	LEAGUE/SITE	W-L	ERA	G	GS	CG	SHO	SV	IP	H	R	ER	HR	HB	BB	SO	WP	BK
2013	AL/New York (NL)	0-0	0.00	1	1	0	0	0	1.0	0	0	0	0	0	0	1	0	0
2014	AL/Minnesota	1-0	0.00	1	0	0	0	0	1.0	1	0	0	0	0	0	2	0	0
2015	NL/Cincinnati									DID NOT PITCH								
2016	NL/San Diego	0-0	0.00	1	0	0	0	0	1.0	0	0	0	0	0	0	1	0	0
2017	NL/Miami	0-0	0.00	1	1	0	0	0	1.0	1	0	0	0	0	0	2	0	0
2018	NL/Washington	0-0	4.50	1	1	0	0	0	2.0	2	1	1	1	0	1	4	0	0
2019	NL/Cleveland									DID NOT PITCH								
2021	NL/Los Angeles	0-0	0.00	1	1	0	0	0	1.0	0	0	0	0	0	0	1	0	0
All-Star Game Totals		1-0	1.29	6	4	0	0	0	7.0	4	1	1	1	0	1	11	0	0

CAREER FIELDING

POS	G	PO	A	E	PCT	TC	DP
P	407	135	186	16	.953	337	13



HAYDEN SENER

NON-ROSTER INVITE

#98 C

@senger15

@Senger15

HT	6-1	WT	214	BT	R	TH	R
----	-----	----	-----	----	---	----	---

OPENING DAY AGE: 24
 BIRTHDATE: APRIL 3, 1997
 BIRTHPLACE: HAMILTON, OH
 RESIDES: OXFORD, OH
 MLB SERVICE TIME: 0 YEARS, 0 DAYS
 SIGNED BY: CHRIS HERVEY
 HOW OBTAINED: METS 24TH-ROUND PICK IN THE 2018 FIRST-YEAR PLAYER DRAFT
 CONTRACT STATUS: SIGNED THROUGH 2022

MEET THE MET

Said of his choice of position in a 2018 *Journal-News* interview: "I enjoy blocking baseballs. I enjoy wearing baseballs off the chest, the arms, the thighs, really anywhere. It's a little bit of a weird thing to say, but I like having bruises on my body. It makes me feel like I'm doing a little extra."

MINOR LEAGUE REVIEW

- 2021:** Split the season between Brooklyn (A+) and Binghamton (AA) where he combined to hit .263/.341/.429 with 33 runs, 18 doubles, two triples, five home runs and 14 RBI...Played for Salt River in the Arizona Fall League following the season.
- 2020:** Did not play after the minor league season was canceled due to the COVID-19 pandemic.

- 2019:** Spent the entire season with Columbia (A)... Caught 33 of 87 (37.9 percent) runners attempting to steal a base in his first full professional season.
- 2018:** Made his professional debut with Kingsport (R) before being promoted to Brooklyn (A) on July 14.

BACKGROUND

- Hayden Craig Senger graduated from Lakota East (OH) High School before attending Miami (OH) University.

CAREER TRANSACTIONS

- Selected by the New York Mets in the 24th round of the 2018 First-Year Player Draft.

SENER, HAYDEN

CAREER STATISTICS

YEAR	TEAM	AVG	G	AB	R	H	2B	3B	HR	RBI	SH	SF	HBP	BB	SO	SB	CS	SLG	OBP	E
2018	Kingsport (R)	.400	10	35	12	14	4	0	1	6	0	0	2	4	8	0	0	.600	.488	0
	Brooklyn (A)	.250	22	68	9	17	3	1	0	12	0	1	5	9	23	0	1	.324	.373	5
2019	Columbia (A)	.230	90	304	27	70	21	1	4	36	1	4	19	25	64	0	0	.345	.324	8
2021	Brooklyn (A+)	.302	11	43	10	13	5	1	2	4	0	0	1	3	16	0	0	.605	.362	1
	Binghamton (AA)	.254	50	181	23	46	13	1	3	10	0	1	7	16	62	0	0	.387	.337	5
Minor League Totals		.254	183	631	81	160	46	4	10	68	1	6	34	57	173	0	1	.387	.345	19

MILESTONE HOME RUNS IN METS HISTORY

Home Run

- #1
- #1,000
- #2,000
- #2,500
- #3,000
- #4,000
- #5,000
- #6,000
- #7,000
- #7,500

Player

- Gil Hodges
- Cleon Jones
- Dave Kingman
- Darryl Strawberry
- Howard Johnson
- Bernard Gilkey
- Jason Phillips
- Anderson Hernandez
- Jay Bruce
- Pete Alonso

Date

- 4/11/62 at St. Louis
- 7/25/71 vs. Houston
- 5/6/83 vs. Cincinnati
- 4/16/87 at Philadelphia
- 5/5/90 vs. Houston
- 7/20/97 vs. Cincinnati
- 8/30/03 vs Philadelphia
- 9/13/09 at Philadelphia (G1)
- 9/4/16 vs. Washington
- 5/29/19 at Los Angeles-NL



CHASEN
SHREVE
#43 LHP

NON-ROSTER INVITE

HT	6-4	WT	175	BT	L	TH	L
----	-----	----	-----	----	---	----	---

OPENING DAY AGE: 31
 BIRTHDATE: JULY 12, 1990
 BIRTHPLACE: LAS VEGAS, NV
 RESIDES: LAS VEGAS, NV
 MLB SERVICE TIME: 5 YEARS, 158 DAYS
 SIGNED BY: BUMP MERRIWEATHER (ATLANTA)
 HOW OBTAINED: SIGNED AS A MINOR LEAGUE FREE AGENT ON MARCH 13, 2022
 CONTRACT STATUS: FREE AGENT AFTER 2022

MEET THE MET

- Is in his second stint with the Mets...Also pitched for the Amazin's in 2020, when he held left-handed batters to a .063 (2-32) average and struck out batters at a 12.24 K/9 clip.
- Played at the high school and college level with two future NL MVPs... Was a high school teammate of Colorado Rockies infielder Kris Bryant at Bonanza High School in Las Vegas and played college ball with Phillies outfielder Bryce Harper at the College of Southern Nevada in 2010.
- His brother Colby was drafted by Atlanta (eighth round, 2007) and Philadelphia (sixth round, 2008)...Colby pitched in 151 minor league games from 2010-2013.
- Is a native of Las Vegas...Threw out a ceremonial first pitch prior to the American League Wild Card game in 2017 in memory of the victims of the October 1, 2017 mass shooting at a music festival in Las Vegas.
- Is an avid golfer.

2021 SEASON

- Pitched to a 3.20 ERA in 57 games for Pittsburgh, his best full-season mark since 2015.
- Posted the ninth-lowest ERA in the NL among left-handed relievers (min. 50 games pitched) and held opposing hitters to 15 hits in 101 at-bats with runners on base (.149 average).
- Posted 12 consecutive scoreless outings from June 4-July 1, tossing 11.0 spotless frames during the stretch.

2020 SEASON

- Held left-handed hitters to a .063 (2-32) average, the third-lowest mark in the majors (min. 20 batters faced)...Averaged 12.24 strikeouts per 9.0 innings, the seventh-best mark in franchise history (min. 25.0ip)...Tied for sixth among NL relief pitchers in strikeouts.
- Recorded a total of 10 strikeouts in back-to-back outings on July 31 at Atlanta and August 7 vs. Miami, each time tying his career high with five strikeouts...Became just the seventh pitcher since 1901 with consecutive outings of 2.1 IP or fewer and five or more strikeouts.

2019 SEASON

- Spent the majority of the season with Memphis (AAA), pitching in 51 games for the Redbirds.
- Appeared in three major league contests with St. Louis, allowing two earned runs in 2.0 innings from July 17-22.

2018 SEASON

- Acquired by St. Louis on July 28...Between the Cardinals and the Yankees, appeared in a career-high 60 games in 2018; 40 with New York-AL and 20 with St. Louis.
- Earned his lone save of the season with the Yankees vs. the Mets on July 21, throwing a scoreless ninth in relief of Aroldis Chapman, stranding two of three inherited runners.

CAREER BESTS

WIN STREAK

5 games

2x, last, 6/23/17-5/6/18

LOSS STREAK

2 games

2x, last, 9/3/18-9/26/18

STRIKEOUTS, GAME

5 strikeouts

4x, last, 8/17/20 at Miami

LONGEST OUTING

3.1 innings

4/10/15, New York-AL at Boston

MOST WALKS, GAME

4 walks

9/16/17, New York-AL vs. Baltimore

SCORELESS STREAK

16.1 innings

5/24/15-7/1/15

2017 SEASON

- Made his third straight Opening Day roster with the New York Yankees and had three stints with the club.
- Earned the win in relief at Chicago-NL on May 7, closing out an 18-inning Sunday Night Baseball game with 3.0 scoreless innings, allowing one hit and three walks (two intentional) with a career-high five strikeouts...Made 44 pitches (25 strikes).

POSTSEASON

- Was on the Yankees Wild Card roster but did not pitch in the game.
- Threw out the ceremonial first pitch prior to the Wild Card Game in memory of the mass shooting victims in his hometown of Las Vegas on October 1.

2016 SEASON

- Made his second straight Opening Day roster with New York.
- Earned his first career save at Kansas City on August 30.

2015 SEASON

- Made his first Opening Day roster with the Yankees.
- Earned his first major league win vs. the Mets on April 26.
- Did not allow a run in a career-high 15 consecutive appearances from May 24-July 1, which was also his career-high scoreless inning streak (16.1 IP).

2014 SEASON

- Made his major league debut at Philadelphia that day, pitching 0.2 scoreless innings...Struck out Ryan Howard for his first MLB strikeout.
- Was scored upon in only one of his 15 appearances in the majors, posting a 0.73 ERA.

MINOR LEAGUE REVIEW

- **2014:** Was named an *MiLB.com* Organization All-Star and *Baseball America* Double-A All-Star following the season.
- **2011:** Pitched the entire season at Rome (A), where he was named the team's Pitcher of the Year.
- **2010:** Began his professional career in Danville (R).

BACKGROUND

- Chasen Dean Shreve [SHREEV] graduated from Bonanza (NV) High School where he was an All-State outfielder his senior year and teammate of Kris Bryant.
- Teamed up with several Yankees in an MLBPA Players Trust program to promote baseball to children in May 2015. As part of the event, helped coach children from the New York City Autism Charter School at Harlem's R.B.I. Field of Dreams.

CAREER TRANSACTIONS

- Selected by the Atlanta Braves in the 11th round of the 2010 First-Year Player Draft.
- Acquired by the New York Yankees from Atlanta along with RHP David Carpenter in exchange for LHP Manny Bañuelos on January 1, 2015.
- On the 15-day Disabled List, May 26-June 19, 2016, with a left shoulder AC joint sprain.
- Acquired by the St. Louis Cardinals from New York-AL along with LHP Giovanni Gallegos in exchange for 1B Luke Voit and International Cap Space on July 28, 2018.
- Signed by the Mets as a minor league free agent on December 3, 2019.
- Signed by Pittsburgh as a minor league free agent on February 7, 2021.
- Signed by the Mets as a minor league free agent on March 16, 2022.

LAST EIGHT HOME RUNS BY A METS PITCHER

Mets Pitcher	Date	Opponent	Opponent Pitcher
Jacob deGrom	August 23, 2019	vs. Atlanta	Mike Foltynewicz
Steven Matz	June 14, 2019	vs. St. Louis	Tyler Webb
Noah Syndergaard	May 2, 2019	vs. Cincinnati	Tyler Mahle
Zack Wheeler	April 23, 2019	vs. Philadelphia	Zach Eflin
Noah Syndergaard	April 21, 2019	at St. Louis	Dakota Hudson
Jacob deGrom	April 3, 2019	at Miami	Trevor Richards
Steven Matz	September 18, 2018	at Philadelphia	Aaron Nola
Steven Matz	September 13, 2018 (1)	vs. Miami	Sandy Alcantara

CAREER STATISTICS

YEAR	TEAM	W-L	ERA	G	GS	CG	SHO	SV	IP	H	R	ER	HR	HB	BB	SO	WP	BK
2010	Danville (R)	2-0	2.25	8	0	0	0	1	16.0	16	5	4	1	2	3	20	0	0
2011	Rome (A)	5-6	3.86	34	0	0	0	4	70.0	77	33	30	3	2	26	68	15	0
2012	Lynchburg (A)	4-4	2.15	32	0	0	0	1	46.0	44	16	11	2	0	17	41	3	0
	Mississippi (AA)	2-1	3.93	11	0	0	0	0	18.1	17	8	8	1	0	16	16	0	0
2013	Mississippi (AA)	3-1	4.43	36	0	0	0	0	42.2	43	25	21	1	0	22	28	1	0
	Lynchburg (A)	0-1	2.75	14	0	0	0	2	19.2	15	7	6	1	0	8	15	2	0
2014	Mississippi (AA)	3-2	2.48	36	0	0	0	7	54.1	42	16	15	2	1	9	76	1	0
	ATLANTA (NL)	0-0	0.73	15	0	0	0	0	12.1	10	1	1	0	0	3	15	1	0
	Gwinnett (AAA)	2-1	3.72	10	0	0	0	2	9.2	9	4	4	2	0	3	11	0	0
2015	NEW YORK (AL)	6-2	3.09	59	0	0	0	0	58.1	49	21	20	10	1	33	64	4	0
	Scranton/WB (AAA)	0-0	0.00	1	0	0	0	0	2.1	4	0	0	0	0	1	0	0	0
2016	NEW YORK (AL)	2-1	5.18	37	0	0	0	1	33.0	29	19	19	8	3	13	33	0	0
	Scranton/WB (AAA)	0-0	1.62	13	1	0	0	0	16.2	4	3	3	1	0	7	20	0	0
2017	NEW YORK (AL)	4-1	3.77	44	0	0	0	0	45.1	35	20	19	8	0	25	58	4	0
	Scranton/WB (AAA)	1-0	1.59	9	0	0	0	1	11.1	7	2	2	0	0	3	19	0	0
2018	NEW YORK (AL)	2-2	4.26	40	0	0	0	1	38.0	39	23	18	8	1	18	46	2	0
	ST. LOUIS (NL)	1-2	3.07	20	0	0	0	0	14.2	14	5	5	3	0	9	16	0	0
2019	Memphis (AAA)	2-2	3.45	51	0	0	0	3	60.0	45	25	23	6	3	26	68	3	0
	ST. LOUIS (NL)	1-0	9.00	3	0	0	0	0	2.0	2	2	2	0	1	1	2	0	0
2020	METS	1-0	3.96	17	0	0	0	0	25.0	17	12	11	4	0	12	34	0	0
2021	Indianapolis (AAA)	0-0	0.00	2	0	0	0	0	2.0	1	0	0	0	0	0	3	0	0
	PITTSBURGH (NL)	3-3	3.20	57	0	0	0	0	56.1	43	20	20	7	1	28	45	0	0
Minor League Totals		24-18	3.10	257	1	0	0	21	369.0	324	144	127	20	8	141	385	25	0
Major League Totals		20-11	3.63	292	0	0	0	2	285.0	238	123	115	48	7	142	313	11	0

CAREER FIELDING

Pos	G	PO	A	E	PCT	TC	DP
P	292	11	33	1	.978	45	0

WALK-OFF WINS, CONSECUTIVE GAMES

Dates/Opponent(s)

May 7-8, 2010 vs. San Francisco	Rod Barajas home run/Henry Blanco home run
September 20-21, 2005 vs. Florida	Mike Jacobs single/Miguel Cairo single
June 18-19, 2004 vs. Detroit	Mike Cameron home run/Mike Cameron single
July 28-29, 2001 vs. Philadelphia	Robin Ventura home run/Mike Piazza
April 3-4, 1998 vs. Pittsburgh	Rey Ordóñez reached on error/Rich Becker single
July 30 (2)-July 31, 1996 vs. Pittsburgh	Todd Hundley home run/Chris Jones home run
May 8-9, 1992 vs. Los Angeles-NL	Rodney McCray single/Dave Magadan home run
April 22-23, 1992 vs. St. Louis	Eddie Murray home run/Daryl Boston hit by pitch
May 13-14, 1989 vs. San Diego	Dave Magadan single/Mark Carreon reached on error
April 9-11, 1985 vs. St. Louis	Gary Carter home run/Danny Heep walk
July 23-24, 1984 vs. St. Louis	Wally Backman single/Keith Hernandez single
July 31, 1983 vs. Pittsburgh*	Bob Bailor single/George Foster fielder's choice
July 25-26, 1983 vs. Atlanta	George Foster double, Mookie Wilson home run
May 9-10, 1982 vs. San Francisco/San Diego	Rusty Staub home run/Bob Bailor double
May 18-19, 1978 vs. Atlanta/Philadelphia	Steve Henderson single/Willie Montanez single
August 21-22, 1973 vs. Los Angeles-NL	John Milner single/John Milner single
August 28 (2)-August 29, 1971 vs. Los Angeles-NL	Cleon Jones home run/Tommie Agee single
June 19 (2)-June 20, 1971 vs. Philadelphia	Donn Clendenon home run/Duffy Dyer single
April 10-11, 1971 vs. Cincinnati	Wild pitch (Jerry Grote AB)/Jerry Grote home run
May 20-21, 1968 vs. Pittsburgh	Ed Charles home run/Ken Boswell single
September 22 (2)-September 23, 1967 vs. Houston	Jerry Buchek home run/Jerry Buchek single
August 23, 1964 vs. Chicago-NL*	Ed Kranepool single/Charley Smith single
July 16-17, 1963 vs. Houston/San Francisco	Norm Sherry single/Joe Hicks home run
June 2, 1963 vs. Pittsburgh*	Ron Hunt reached on error/Jim Hickman home run
May 8-9, 1963 vs. Philadelphia	Ed Kranepool double/Wild pitch (Cliff Cook AB)
May 15-16, 1962 vs. Chicago-NL	Hobie Landrith walk/Felix Mantilla single
May 12, 1962 vs. Milwaukee*	Hobie Landrith home run/Gil Hodges home run

Walk-Off Events



DOMINIC SMITH

#2 INF/OF

@dominicsmith22

@TheRealSmith2_

HT	6-0	WT	222	BT	L	TH	L
----	-----	----	-----	----	---	----	---

OPENING DAY AGE: 26
 BIRTHDATE: JUNE 15, 1995
 BIRTHPLACE: LOS ANGELES, CA
 RESIDES: FORT PIERCE, FL
 MLB SERVICE TIME: 3 YEARS, 146 DAYS
 SIGNED BY: DREW TOUSSAINT
 HOW OBTAINED: METS FIRST-ROUND PICK (11TH OVERALL) IN THE 2013 FIRST-YEAR PLAYER DRAFT
 CONTRACT STATUS: ELIGIBLE FREE AGENT AFTER 2024

STERLING ORGANIZATIONAL PLAYER OF THE YEAR: 2017

MEET THE MET

- Created Baseball Generations, an organization that offers guidance and player development to young and disadvantaged baseball players, with two childhood friends, Ron Miller and Tim Ravare...Other major leaguers, such as Marcus Stroman, J.P. Crawford, Tim Anderson, Jack Flaherty, Lucas Giolito and Aaron Hicks have been involved with Baseball Generations as well.
- His favorite players growing up were Robinson Canó, Carlos González and Mark Teixeira...Admired Teixeira's picking skills at first base and González's swing and "cannon" in the outfield.
- Is part of The Players Alliance, a group of more than 100 Black current and former major leaguers...The Alliance aims to combat racial inequality and aid Black families and communities affected by recent events.
- Learned he had sleep apnea while at Binghamton (AA) in 2016...Began wearing a mask to help with the condition before the 2019 season.
- Went by "The Medium Hurt," a reference to Hall of Famer Frank Thomas' nickname "The Big Hurt"...Is also known as the "Sloth Bear" in the Mets clubhouse.
- Began playing baseball as a seven-year-old to stay active in the summer after basketball season...Immediately fell in love with the game and didn't want to play any other sport.
- Loves the food in New York...Favorite restaurants include TAO and Ketch.

2021 SEASON

- Was the only Mets position player to spend no time on the Injured List nor any time in the minors...Ranked second on the club in appearances, playing in a career-high 145 games, behind only Pete Alonso (152).
- Ended the year with a career-high-tying 11 homers, but had zero home runs from July 22 through the end of the season...Was slashing .260/.331/.411 through 90 games before the home run drought started... For the rest of the year, hit .211/.243/.261 in 55 appearances.
- Set or tied career-high marks in runs scored (43), hits (109), RBI (58), walks (32) and stolen bases (two).
- Batted .312 (39-125) with a .783 OPS vs. left-handed pitchers...The only qualified LHB with a better average against southpaws was Anthony Rizzo (.325).
- Hit a walk-off single in game one of the Mets' doubleheader vs. Philadelphia on June 25...Was his second career walk-off RBI...Bashed a pair of homers on July 1 at Atlanta...Was the first multi-homer game of his career...Hit his second career grand slam and tied a career-high with four RBI on July 21 at Cincinnati.

CAREER BESTS

HITS, GAME

4 hits

9/6/20 vs. Philadelphia

HOME RUNS, GAME

2 home runs

7/1/21 at Atlanta

LEADOFF HR

None

INSIDE-THE-PARK HR

None

WALK-OFF HOME RUNS

1 walk-off home run

9/29/19 vs. Atlanta
(Grant Dayton)

PINCH-HIT HOME RUNS

3 pinch-hit home runs

last, 7/17/19 at Minnesota
(Trevor May)

RBI, GAME

4 RBI

4x, last, 7/21/21 at Cincinnati

STOLEN BASES, GAME

1 stolen base

3x, last, 6/5/21 at San Diego

HITTING STREAK

11 games

9/4/20-9/17/20

GRAND SLAMS

2 grand slams

last, 7/21/21 at Cincinnati

SMITH, DOMINIC

2020 SEASON

- Ranked among major league leaders in doubles (21, second), OPS (.993, seventh), SLG (.616, fifth), RBI (42, tied for 10th), XBH (32, tied for fourth) and average (.316, 12th).
- Appeared in only four of the team's first nine games, then started 45 of the Mets' next 49 games.
- Was worth 1.8 fWAR, 19th-best in the NL...His 165 wRC+ ranked fourth in the league.
- In just 50 games, set the franchise record for most doubles through the first 60 games of any season (21)... Reached 30 extra-base hits quicker than any other Met in team history.
- Had a career-high 11-game hitting streak from September 4-17...Also had a 10-game hitting streak from August 12-25.
- Hit his first career grand slam and drove in a career-high-tying four runs on September 11 at Toronto.
- Tied a Mets record with three doubles and set a career high with four hits on September 6 vs. Philadelphia.
- Homered in four games in-a-row from August 12-15.

2019 SEASON

- Made his first career Opening Day roster...Made 27 starts in left field and eight at first base.
- Ended the Mets' season with a three-run, 11th-inning, walk-off home run on September 29 vs. Atlanta...Was his first plate appearance since July 26...Was the first-ever walk-off home run in a Mets season finale...Was the last of an MLB-record 6,776 home runs hit during the 2019 season.
- Went 8-28 (.286) with two doubles, two homers, six RBI, eight walks and a 1.031 OPS as a pinch-hitter...Was one of eight players in the majors with at least 20 pinch-hit at-bats with an OPS over 1.000 in those situations... Ranked third in the majors with a .459 OBP as a pinch-hitter (min. 20 AB).

2018 SEASON

- Began the year on the Disabled List with a strained right quad.
- Started 22 games at first base, 10 games in left field and one game as the designated hitter...Started in left field on June 19 at Colorado, his first major league start in the outfield.

2017 SEASON

- Was promoted from Las Vegas (AAA) of the Pacific Coast League on August 11 and made his debut that night at Philadelphia.
- Picked up his first major league hit with a single on August 11 at Philadelphia...Connected on his first career major league homer on August 15 at Yankee Stadium (off Sonny Gray)...Is the second Met to hit his first career home run in the Subway Series.
- Delivered his first career pinch-hit homer with his three-run homer in the seventh inning on September 27 vs. Atlanta.

MINOR LEAGUE REVIEW

- **2017:** Named the Sterling Organizational Minor League Player of the Year.
- **2016:** Won the Sterling Award for Binghamton, emblematic of the top player on his team...Finished among the Eastern League leaders in average (.302, eighth), RBI (91, third), and hits (146, third)... Participated in the SiriusXM Futures Game in San Diego.
- **2015:** Named the Florida State League's Player of the Year...Led the league in RBI and doubles...Won the Sterling Award, emblematic of the top player on his St. Lucie team...Named to the Florida State League postseason All-Star team.
- **2013:** Won the Sterling Award, emblematic of the top player on his Gulf Coast League team.

BACKGROUND

- Dominic David Rene Smith graduated from Junipero Serra (CA) High School where he batted .493 (33-67) with seven home runs and 38 RBI in 27 games...Helped lead Serra to the CIF Division Three title in 2013.
- From ages 12-17, played for the Compton Youth RBI program sponsored by MLB.
- Helped underprivileged families go on a holiday shopping spree in 2017.

CAREER TRANSACTIONS

- Selected by the New York Mets in the first round (11th overall) of the 2013 First-Year Player Draft.
- On the 10-Day Disabled List, March 29-April 15, 2018, with a strained right quad.
- Placed on the 10-Day Injured list on July 27, 2019, with a stress reaction in his left foot...Transferred to the 60-Day Injured List from September 7-26.
- On the Bereavement List, September 3-6, 2021.

CAREER STATISTICS

YEAR	TEAM	AVG	G	AB	R	H	2B	3B	HR	RBI	SH	SF	HBP	BB	SO	SB	CS	SLG	OBP	E
2013	GCL Mets (R)	.287	48	167	23	48	9	1	3	22	0	3	4	24	37	2	4	.407	.384	6
	Kingsport (R)	.667	3	6	2	4	4	0	0	4	0	0	0	2	0	0	0	1.333	.750	0
2014	Savannah (A)	.271	126	461	52	125	26	1	1	44	1	3	2	51	77	5	4	.338	.344	7
2015	St. Lucie (A)	.305	118	456	58	139	33	0	6	79	0	4	2	35	75	2	1	.417	.354	10
2016	Binghamton (AA)	.302	130	484	64	146	29	2	14	91	0	5	3	50	74	2	1	.457	.302	12
2017	Las Vegas (AAA)	.330	114	457	77	151	34	2	16	76	0	1	3	39	87	1	1	.519	.386	8
	METS	.198	49	167	17	33	6	0	9	26	0	1	1	14	49	0	0	.395	.262	2
2018	Las Vegas (AAA)	.258	84	337	52	87	21	1	6	41	0	2	2	34	76	3	0	.380	.328	5
	METS	.224	56	143	14	32	11	1	5	11	0	0	2	4	47	0	0	.420	.255	4
2019	METS	.282	89	177	35	50	10	0	11	25	0	0	1	19	44	1	2	.525	.355	3
	Syracuse (AAA)	.222	2	9	1	2	1	0	0	1	0	0	0	3	0	0	0	.333	.222	0
2020	METS	.316	50	177	27	56	21	1	10	42	0	3	5	14	45	0	0	.616	.377	2
2021	METS	.244	145	446	43	109	20	0	11	58	0	6	9	32	112	2	1	.363	.304	2
Minor League Totals		.295	625	2377	329	702	157	7	46	358	1	18	16	235	429	15	11	.425	.360	48
Major League Totals		.252	389	1110	136	280	68	2	46	162	0	10	18	83	297	3	3	.441	.312	13

CAREER FIELDING

Pos	G	PO	A	E	PCT	TC	DP
1B	150	764	70	8	.990	842	78
OF	183	234	4	5	.979	243	0

HIT FOR THE CYCLE

NEW YORK METS

Player	Opponent	Date	At-Bats
Jim Hickman	vs. St. Louis	8/7/63	1B, 2B, 3B, HR, FO
Tommie Agee	vs. St. Louis	7/6/70	FO, 1B, HR, 2B, 3B
Mike Phillips	at Chicago	6/25/76	K, 2B, 3B, HR, 1B
Keith Hernandez	at Atlanta (19)	7/4/85	2B, LO, 3B, FO, HR, FO, 1B, BB, GO, FO, GO
Kevin McReynolds	at St. Louis	8/1/89	2B, GO, HR, 1B, 3B
Alex Ochoa	at Philadelphia	7/3/96	1B, 3B, 2B, HR, 2B
John Olerud	vs. Montreal	9/11/97	2B, 1B, FO, HR, 3B
Eric Valent	at Montreal	7/29/04	1B, 2B, HR, 3B, BB
Jose Reyes	vs. Cincinnati	7/21/06	HR, 2B, 3B, K, 1B
Scott Hairston	at Colorado	4/27/12	1B, HR, 3B, 2B, K

OPPONENTS

Player	Opponent	Date	At-Bats
Wes Parker	vs. Los Angeles	5/7/70	2B, GO, HR, 1B, 3B
Ray Lankford	at St. Louis	9/15/91	2B, 1B, 3B, HR
Vladimir Guerrero	at Montreal	9/14/03	2B, 1B, 3B, HR



DREW
SMITH
#62 RHP

@drewsmith
@DrewBU3

HT	6-1	WT	192	BT	R	TH	R
----	-----	----	-----	----	---	----	---

OPENING DAY AGE: 28
 BIRTHDATE: SEPTEMBER 24, 1993
 BIRTHPLACE: FORT WORTH, TX
 RESIDES: CROWLEY, TX
 MLB SERVICE TIME: 3 YEARS, 34 DAYS
 SIGNED BY: CHRIS WIMMER (DETROIT)
 HOW OBTAINED: ACQUIRED FROM THE TAMPA BAY RAYS ON JULY 27, 2017 IN EXCHANGE FOR INF LUCAS DUDA
 CONTRACT STATUS: ELIGIBLE FREE AGENT AFTER 2024

MEET THE MET

- During the offseason, he goes back to his alma mater, Crowley High School, to help coach the Varsity Baseball team...Also enjoys cooking and golfing in the offseason.
- His favorite player growing up was Michael Young...Was a position player until he started pitching when he was 14.
- His father owns a landscaping business, while his mother is the children's director for his church.
- When he was younger he had issues walking straight, his father made him wear his size 12 cowboy boots so he was forced to walk with his toes facing forward.

2021 SEASON

- Missed the first three weeks and the final six weeks of the year with right shoulder injuries.
- Set career-highs in games (31), innings (41.1), strikeouts (41), ERA (2.40), wins (three), and WHIP (1.05)...Led Mets relievers with 10 relief appearances of at least 2.0 innings.
- Had a career-best 9.2-inning scoreless streak from June 20-July 7...Tossed a career-high 2.2 innings on July 18 at Pittsburgh.

2020 SEASON

- Was part of the Mets' 60-man player pool and had four stints with the team...Returned from 2019 Tommy John Surgery on July 25, his first appearance since September 29, 2018.
- Held lefties to a .182 (2-11) batting average.
- Surrendered a grand slam to Gary Sanchez in the eighth inning on August 30 at New York-AL (G2), suffering the loss.

2019 SEASON

- Had Tommy John surgery at the Hospital for Special Surgery on March 12...Missed the entire season.

2018 SEASON

- Made his major league debut on June 23 vs. Los Angeles-NL with 1.0 scoreless inning.
- Earned his first major league win on September 3 at Los Angeles-NL...Fired 1.0 scoreless frame.
- Posted a 1.33 ERA (three earned runs/20.1 innings) from July 31-September 17.

MINOR LEAGUE REVIEW

- **2017:** Pitched for five different teams and three different organizations.
- **2015:** Named a New York-Penn League mid-season All-Star while pitching for Connecticut (A).

CAREER BESTS

WIN STREAK

2 games
6/29/21-present

LOSS STREAK

2 games
9/18/18-present

STRIKEOUTS GAME

3 strikeouts
5x, last, 7/27/21 vs. Atlanta

LONGEST OUTING, RELIEVER

2.2 innings
7/18/21 at Pittsburgh

MOST WALKS GAME

2 walks
4x, last, 6/29/21 at Atlanta

SCORELESS STREAK

9.2 innings
6/20/21-7/7/21

BACKGROUND

- Andrew David (Drew) Smith graduated from Crowley (TX) High School where he was named the 2012 District MVP...Graduated in the top five percent of his class and received the Marine Corps Distinguished Athlete Award.
- Pitched for the Mat-su Miners of the Alaska Baseball League during the summer of 2013 and was named the league's fifth-best prospect by *Baseball America*...Other notable Alaska Baseball League alumni include Aaron Judge (2011), Paul Goldschmidt (2008) and Stephen Piscotty (2010).
- Played collegiately at Dallas Baptist University for three seasons before being selected by Detroit in 2015.
- At the time of his drafting, Smith was the fifth-highest draft pick in school history.

CAREER TRANSACTIONS

- Selected by the Detroit Tigers in the third-round of the 2015 First-Year Player Draft.
- Acquired by Tampa Bay on April 28, 2017 as the player-to-be-named-later to complete a trade that sent OF Mikie Mahtook to Detroit on January 18, 2017.
- Acquired by the Mets on July 27, 2017 in exchange for INF Lucas Duda.
- On the 10-Day Injured List, March 28 (retroactive to March 25), 2019 after undergoing Tommy John surgery...Transferred to the 60-Day Injured List on May 3...Missed the rest of the season.
- On the 10-Day Injured List, April 1-25, 2021, with right shoulder soreness.
- On the 10-Day Injured List, August 14, 2021, with right shoulder inflammation...Missed the rest of the season.

CAREER STATISTICS

YEAR	TEAM	W-L	ERA	G	GS	CG	SHO	SV	IP	H	R	ER	HR	HB	BB	SO	WP	BK
2015	GCL Tigers (R)	0-0	0.00	1	0	0	0	0	1.2	1	0	0	0	1	0	3	0	0
	Connecticut (A)	2-0	0.33	11	0	0	0	2	27.2	15	1	1	0	1	4	33	2	0
	West Michigan (A)	1-0	0.00	1	0	0	0	0	1.2	1	1	0	0	0	1	2	0	0
2016	West Michigan (A)	1-2	2.96	35	0	0	0	4	48.2	34	18	16	0	4	23	62	5	0
	Lakeland (A)	1-0	0.77	7	0	0	0	0	11.2	4	2	1	0	0	4	12	1	0
2017	Charlotte (A)	0-2	2.20	20	0	0	0	7	28.2	26	11	7	1	0	5	28	0	0
	Durham (AAA)	0-0	0.00	1	0	0	0	0	1.0	1	0	0	0	0	0	0	0	0
	Montgomery (AA)	0-0	0.00	3	0	0	0	0	3.2	1	0	0	0	1	0	0	0	0
	Binghamton (AA)	3-2	1.80	11	0	0	0	0	15.0	8	4	3	1	0	5	17	0	0
	Binghamton (AA)	0-0	2.08	2	0	0	0	1	4.1	2	1	1	0	0	1	6	0	0
2018	Las Vegas (AAA)	5-1	2.76	23	1	0	0	2	32.2	26	12	10	3	4	12	30	3	0
	METS	1-1	3.54	27	0	0	0	0	28.0	34	11	11	2	2	6	18	1	0
2019									DID NOT PITCH - INJURED									
2020	METS	0-1	6.43	8	0	0	0	0	7.0	6	6	5	2	0	2	7	1	0
2021	METS	3-1	2.40	31	1	0	0	0	41.1	28	13	11	7	2	16	41	0	0
	Syracuse (AAA)	0-0	0.00	1	0	0	0	1	2.0	2	0	0	0	0	1	0	0	0
Minor League Totals		13-7	1.96	116	1	0	0	17	178.2	121	50	39	5	11	56	193	11	0
Major League Totals		4-3	3.18	66	1	0	0	0	76.1	68	30	27	11	4	24	66	2	0

CAREER FIELDING

Pos	G	PO	A	E	PCT	TC	DP
P	66	4	7	0	1.000	11	2

FIRST BATTER FACED

Here is a look at how some notable Mets fared against their first batter.

Pitcher	Date	Opponent	Batter	Result
Tug McGraw	4/18/65 (G2)	vs. San Francisco	Orlando Cabrera	Struck out looking
Nolan Ryan	9/11/66	vs. Atlanta	Pat Jarvis	Struck out swinging
Tom Seaver	4/13/67	vs. Pittsburgh	Matty Alou	Doubled to rightfield
Jerry Koosman	4/14/67	at Philadelphia	Clay Dalrymple	Grounded out to first
Jon Matlack	7/11/71 (G2)	at Cincinnati	Pete Rose	Grounded out to third
Ron Darling	9/6/83	vs. Philadelphia	Joe Morgan	Struck out swinging
Dwight Gooden	4/7/84	at Houston	Bill Doran	Grounded out to second
David Cone	4/11/87	vs. Atlanta	Dion James	Struck out swinging
Al Leiter	4/2/98	vs. Philadelphia	Doug Glanville	Singled to centerfield
Pedro Martinez	4/4/05	at Cincinnati	D'Angelo Jimenez	Flied out to centerfield
Johan Santana	3/31/08	at Florida	Hanley Ramirez	Struck out looking
Jacob deGrom	5/15/14	vs. Yankees	Brett Gardner	Flied out to right



THOMAS
SZAPUCKI
#63 LHP
@ThomasSzapucki

HT	6-2	WT	224	BT	R	TH	L
----	-----	----	-----	----	---	----	---

OPENING DAY AGE: 25
 BIRTHDATE: JUNE 12, 1996
 BIRTHPLACE: TOMS RIVER, NJ
 RESIDES: PALM BEACH GARDENS, FL
 MLB SERVICE TIME: 0 YEARS, 22 DAYS
 SIGNED BY: CÉSAR ARANGUREN
 HOW OBTAINED: METS FIFTH-ROUND PICK IN THE 2015 FIRST-YEAR PLAYER DRAFT
 CONTRACT STATUS: SIGNED THROUGH 2022

2021 SEASON

- Underwent left ulnar nerve transposition surgery on July 13 at the Hospital for Special Surgery...Mets Medical Director Dr. David Altchek performed the procedure.
- Made his major league debut on June 30 at Atlanta... Worked 3.2 innings, allowed six runs on seven hits with three walks and four strikeouts.
- Recalled on May 27 from Syracuse (AAA) and optioned on May 28 without making an appearance.
- Went 0-4 with a 4.10 ERA (19 earned runs/41.2 innings) in 10 games, nine starts with Syracuse (AAA)...Issued 28 walks and struck out 41 batters.

MINOR LEAGUE REVIEW

- 2020:** Attended major league Spring Training and Summer Camp...Was a participant at the team's Alternate Training Site in Brooklyn, NY.
- 2017-18:** Made six starts for Columbia (A) before undergoing elbow surgery on July 19...Missed the entire 2018 season recovering from Tommy John surgery.

- 2016:** Split his season between Kingsport (R) and Brooklyn (A)...Won the Mets Sterling Award, symbolic of the Most Valuable Player at Kingsport (R)...Named a *Baseball America* rookie All-Star.
- 2015:** Made his pro debut with the GCL Mets (R).

BACKGROUND

- Thomas Mathew Szapucki [za-PUCK-ee] graduated from Dwyer (FL) High School.
- Initially committed to the University of Florida before signing with the Mets.
- Grew up in Toms River, NJ before moving to Florida when he was 10.

CAREER TRANSACTIONS

- Selected by the New York Mets in the fifth round of the 2015 First-Year Player Draft.
- On the 60-Day Injured List, September 17, 2021, to recover from left ulnar nerve transposition surgery.

CAREER STATISTICS

YEAR	TEAM	W-L	ERA	G	GS	CG	SHO	SV	IP	H	R	ER	HR	HB	BB	SO	WP	BK
2015	GCL Mets (R)	0-0	15.43	3	0	0	0	0	2.1	5	4	4	0	0	0	3	1	0
2016	Kingsport (R)	2-1	0.62	5	5	0	0	0	29.0	16	5	2	2	1	9	47	4	0
	Brooklyn (A)	2-2	2.35	4	4	0	0	0	23.0	10	7	6	0	2	11	39	0	0
2017	Columbia (A)	1-2	2.79	6	6	0	0	0	29.0	24	10	9	0	2	10	27	3	0
2018		DID NOT PITCH - INJURED																
2019	Binghamton (AA)	0-0	0.00	1	1	0	0	0	4.0	2	1	0	0	2	1	4	0	0
	St. Lucie (A)	1-3	3.25	9	9	0	0	0	36.0	33	16	13	1	4	15	42	4	0
	Columbia (A)	0-0	2.08	11	8	0	0	0	21.2	14	7	5	1	1	10	26	1	0
2021	Syracuse (AAA)	0-4	4.10	10	9	0	0	0	41.2	42	28	19	5	2	28	41	4	0
	METS	0-0	14.73	1	0	0	0	0	3.2	7	6	6	2	0	3	4	0	0
Minor League Totals		6-12	2.80	49	42	0	0	0	186.2	146	78	58	9	14	84	229	17	0
Major League Totals		0-0	14.73	1	0	0	0	0	3.2	7	6	6	2	0	3	4	0	0

CAREER FIELDING

Pos	G	PO	A	E	PCT	TC	DP
P	1	1	1	0	1.000	2	0



MARK VIENTOS

#66 INF

@mark_vientos5

@MarkVientos_5

HT	6-3	WT	220	BT	R	TH	R
----	-----	----	-----	----	---	----	---

OPENING DAY AGE: 22
BIRTHDATE: DECEMBER 11, 1999
BIRTHPLACE: PEMBROKE PINES, FL
RESIDES: PEMBROKE PINES, FL
MLB SERVICE TIME: 0 YEARS, 0 DAYS
SIGNED BY: CÉSAR ARANGUREN
HOW OBTAINED: METS SECOND-ROUND PICK IN THE 2017 FIRST-YEAR PLAYER DRAFT
CONTRACT STATUS: SIGNED THROUGH 2022

MEET THE MET

- Enjoys running on the beach and practicing yoga in the offseason...Usually runs a few miles to clear his mind.
- Enjoys video games and playing ping pong with his friends...He has his own table.
- His favorite food is sushi.
- According to *Baseball Prospectus* and *MLB Pipeline*, is the No. 4-ranked prospect in the Mets organization.
- Vientos attended the same high school as MLB veteran Eric Hosmer.
- At 17 years old, he was the youngest player chosen on day one of the 2017 Draft.

club's Alternate Training Site in Brooklyn, NY.

- **2019:** Named the Mets Minor League Hitter of the Year...Led Columbia (A) in doubles (27), home runs (12), and RBI (62).
- **2018:** Was named a Mets Organizational All-Star by MiLB.com.
- **2017:** Made his pro debut with the GCL Mets (R).

BACKGROUND

- Mark Anthony Vientos graduated from American Heritage (FL) High School.

CAREER TRANSACTIONS

- Selected by the New York Mets in the second round of the 2017 First-Year Player Draft.

MINOR LEAGUE REVIEW

- **2021:** Named a Double-A All-Star...Tied for fourth in the AA-Northeast Division with 22 home runs and led all Mets farmhands with 25 long balls.
- **2020:** Was part of the Mets' 60-man player pool at the

CAREER STATISTICS

YEAR	TEAM	AVG	G	AB	R	H	2B	3B	HR	RBI	SH	SF	HBP	BB	SO	SB	CS	SLG	OBP	E
2017	GCL Mets (R)	.259	47	174	22	45	12	0	4	24	0	3	2	14	42	0	2	.397	.316	6
	Kingsport (R)	.294	4	17	1	5	2	0	0	2	0	0	0	1	4	0	0	.412	.333	0
2018	Kingsport (R)	.287	60	223	32	64	12	0	11	52	0	1	1	37	43	1	0	.489	.389	13
2019	Columbia (A)	.255	111	416	48	106	27	1	12	62	0	8	8	22	110	1	4	.411	.300	23
2021	Binghamton (AA)	.281	72	274	43	77	16	0	22	59	0	3	3	26	87	0	1	.580	.346	12
	Syracuse (AAA)	.278	11	36	9	10	2	0	3	4	0	0	0	7	13	0	1	.583	.395	0
Minor League Totals		.269	305	1140	155	307	71	1	52	203	0	15	14	107	299	2	8	.470	.355	54

MOST HOME RUNS HIT BY A METS OPPONENT

Willie Stargell.....	60	Willie Mays.....	39	Jimmy Rollins.....	33
Mike Schmidt.....	49	Chase Utley.....	39	Dale Murphy.....	32
Chipper Jones.....	49	Barry Bonds.....	38	Bryce Harper.....	30
Ryan Howard.....	48	Giancarlo Stanton.....	37	Tony Perez.....	30
Willie McCovey.....	48	Andre Dawson.....	36	Joe Torre.....	30
Hank Aaron.....	45	Billy Williams.....	34	Gary Sheffield.....	30
Pat Burrell.....	42	Dick Allen.....	33	Adam LaRoche.....	29



JOSH WALKER

#91 LHP

@skywalkerr

NON-ROSTER INVITE

HT	6-6	WT	221	BT	L	TH	L
----	-----	----	-----	----	---	----	---

OPENING DAY AGE: 27
 BIRTHDATE: DECEMBER 1, 1994
 BIRTHPLACE: OTISVILLE, NY
 RESIDES: OTISVILLE, NY
 MLB SERVICE TIME: 0 YEARS, 0 DAYS
 SIGNED BY: MICHAEL PESCE
 HOW OBTAINED: METS 37TH-ROUND PICK IN THE 2017 FIRST-YEAR PLAYER DRAFT
 CONTRACT STATUS: SIGNED THROUGH 2022

MEET THE MET

- Grew up with a cat and has another cat at home... Rescued a kitten during Spring Training in 2022...Heard meowing from the hood of his car and discovered a black-and-white cat under the engine...That afternoon, he took the cat to a vet...Walker decided to adopt the kitten and named it Metro after his team's proper name (Metropolitans).
- Ranked 17th on *MLB.com's* Mets Top Prospects List.
- Attended college in New Haven, Connecticut and loves New Haven style pizza.

MINOR LEAGUE REVIEW

- 2021:** Named a *MiLB.com* Organizational All-Star... Rose through the organization, starting the year with Brooklyn (A+) and ending with Syracuse (AAA)...Was Double-A Northeast Pitcher of the Week (June 21-27) after throwing the first 6.0 innings of a no-hitter for Binghamton (AA)...Took a no-hitter into the eighth inning in his second Triple-A start on July 29 and was named Triple-A East Pitcher of the Week (July 26-August 1) for Syracuse (AAA)...Also tossed 5.0 no-hit innings in his first start of the year (his first pro outing since 2019).

- 2020:** Did not play due to the minor league season being canceled.
- 2019:** Suffered nerve damage in his pitching arm after being in a car accident...Threw 6.0 innings over two games (one start) with the GCL Mets (R) and Brooklyn (A) after recovering from surgery.
- 2017:** Made his professional debut with the GCL Mets.

BACKGROUND

- Joshua Walker graduated from Minisink Valley High School in Slate Hill, New York before attending the University of South Florida and the University of New Haven (CT).

CAREER TRANSACTIONS

- Selected by the New York Mets in the 37th round of the 2017 First-Year Player Draft.

CAREER STATISTICS

YEAR	TEAM	W-L	ERA	G	GS	CG	SHO	SV	IP	H	R	ER	HR	HB	BB	SO	WP	BK
2017	GCL Mets (R)	2-1	9.42	14	0	0	0	2	14.1	21	18	15	1	0	6	13	3	0
2018	Kingsport (R)	1-0	0.00	3	0	0	0	1	9.0	9	1	0	0	0	0	12	0	0
	Brooklyn (A)	0-1	4.18	10	6	0	0	0	32.1	33	17	15	4	2	15	40	2	0
2019	GCL Mets (R)	0-1	6.00	1	1	0	0	0	3.0	3	2	2	0	0	0	2	0	0
	Brooklyn (A)	0-0	9.00	1	0	0	0	0	3.0	5	3	3	0	1	2	3	0	0
2021	Syracuse (AAA)	1-3	5.19	9	9	0	0	0	50.1	43	31	29	5	0	18	33	0	0
	Binghamton (AA)	5-1	2.64	8	7	0	0	0	44.1	32	17	13	3	0	7	42	2	0
	Brooklyn (A+)	3-0	2.57	4	4	0	0	0	21.0	14	6	6	1	0	4	23	1	2
Minor League Totals		12-7	4.21	50	27	0	0	3	177.1	160	95	83	14	3	52	168	8	2

WALKER, JOSH



TAJUAN
WALKER
#99 RHP

@tskywalk44

@tai_walker

HT	6-4	WT	253	BT	S	TH	R
----	-----	----	-----	----	---	----	---

OPENING DAY AGE: 29
 BIRTHDATE: AUGUST 13, 1992
 BIRTHPLACE: SHREVEPORT, LA
 RESIDES: PARADISE VALLEY, AZ
 MLB SERVICE TIME: 7 YEARS, 142 DAYS
 SIGNED BY: JOHN RAMEY (SEATTLE)
 HOW OBTAINED: SIGNED AS A FREE AGENT ON FEBRUARY 20, 2021
 CONTRACT STATUS: SIGNED THROUGH 2022 WITH A PLAYER OPTION FOR 2023

★ ALL-STAR : 2021

MEET THE MET

- Enjoys drinking wine...After the news of his deal with the Mets began to break, Walker posted a photo of a bottle of GTS wine, produced at Seaver Vineyards in California.
- Wore 00 on his jersey in Toronto in 2020, but passed on the opportunity to wear 00 in New York...He wanted to leave 00 to Mr. Met...Instead, he is the second Met to don a #99 jersey, after Turk Wendell, who wore the number from 1997-2001...Wendell sent Walker a package with black licorice, a shark tooth necklace and a toothbrush, all of which were commonly eaten, worn and used by him during his career.
- Owns over 1,000 pairs of sneakers.
- Is an avid golfer throughout the year.
- His favorite athlete growing up was Kobe Bryant...His favorite baseball player was José Reyes and he rooted for the Mets because of him...Even tried to emulate Reyes as a switch-hitter.
- Is focused on helping children in foster care...Has previously worked with Arizona Helping Hands to help fund essential needs for foster children.
- Learned to cook during the COVID lockdown...Grills a mean steak and loves to make tacos...Often posts his culinary creations on social media.
- Played basketball in high school...Averaged 15 points and 11 rebounds per game at Yucaipa (CA) High School...Played shortstop on his high school baseball team.

2021 SEASON

- Underwent a debridement procedure on his right knee on January 14, 2022...The surgery was performed by Dr. Michael Lee at the Orthopedic Surgery Center of Arizona.
- Made his first career All-Star team.
- Started 29 games and pitched in 30 games, twice as many as his 15 games pitched from 2018-2020 combined...Tossed 159.0 innings in those 30 games, the second-most of his career and the second-most on the Mets.
- Had a 2.17 ERA (13 earned runs/54.0 innings) through his first 10 starts as a Met...That is tied for the second-lowest ERA in franchise history through 10 starts with the team.

2020 SEASON

- Acquired by Toronto from Seattle on August 27...From that point through the end of the season, ranked second in the majors (min. 25.0 innings) with a 1.37 ERA.

CAREER BESTS

WIN STREAK

5 games

6/10/15-7/1/15

LOSS STREAK

4 games

8/23/16-9/3/16

STRIKEOUTS, GAME

12 strikeouts

6/15/21 vs. Chicago-NL

DOUBLE-DIGIT STRIKEOUT GAMES

9 games

last, 6/15/21 vs. Chicago-NL

LONGEST OUTING, STARTER

9.0 innings

2x, last, 9/13/16,
Seattle at Los Angeles-AL

LONGEST OUTING, RELIEVER

6.0 innings

9/1/14, Seattle at Oakland

MOST WALKS, GAME

6 walks

2x, last, 4/20/21 at Chicago-NL

SCORELESS STREAK

13.0 innings

6/26/15-7/7/15

LAST COMPLETE GAME

9/13/16, Seattle at Los Angeles-AL
(Won, 8-0)

LAST COMPLETE-GAME SHUTOUT

9/13/16, Seattle at Los Angeles-AL
(Won, 8-0)

FEWEST HITS, COMPLETE GAME

1 hit

7/31/15, Seattle at Minnesota (Won, 6-1)

WALKER, TAJUAN

- Among AL pitchers with at least 50.0 innings pitched, ranked tied for seventh in ERA (2.70), 11th in opponents' average (.214) and 12th in hits per nine innings (7.26).
- Went 2-1 with a 1.37 ERA (four earned runs/26.1 innings) in six starts with Toronto...Was 2-2 with a 4.00 ERA (12 earned runs/27.0 innings) in five starts with Seattle.
- Retired all nine batters faced while striking out four in his last start, a tuneup for the playoffs on September 25 vs. Baltimore.
- Made his Blue Jays debut on August 29 vs. Baltimore... Earned the win with 6.0 scoreless innings in what was the 100th start of his career.
- Became the second player in Blue Jays history to wear 00, joining Cliff Johnson (1983-1986).

2019 SEASON

- Spent nearly the entire season on the Injured List as he recovered from Tommy John surgery...Was activated on the final day of the season and made a start that afternoon vs. San Diego (1.0 IP, H, K).

2018 SEASON

- Injured his right elbow in his third start of the season on April 14 at Los Angeles-NL...Underwent Tommy John surgery, performed by Dr. David Altchek, on April 25, 2018...Missed the rest of the season.

2017 SEASON

- Posted a career-best 3.49 ERA while matching his career-best with a .247 opponent average (also, 2016).
- In his 15 starts against NL West Division rivals, the D-backs went 10-5...He was 8-3 with a 2.94 ERA, a .230 opponent average and 86 strikeouts during those games.
- Hit his first career home run in his first game back off the Paternity List vs. Atlanta on July 25, a 455-foot shot off Mike Foltynewicz.
- With runners in scoring position, held opponents to a .199 (30-151) average, the third-best mark in the NL and tied for fifth in the majors.

POSTSEASON

- Started Game 1 of the NLDS vs. Los Angeles-NL... Exited the game after allowing four runs on four hits in 1.0 inning.

2016 SEASON

- Posted a 1.44 ERA (four earned runs/25.0 innings) in April.
- Recorded his first career complete-game shutout, a three-hitter, on September 13 at Los Angeles-AL... Struck out 11 and did not walk a batter in 9.0 innings pitched...Retired the first 17 batters of the game before Kaleb Cowart reached on an error with two outs in the sixth...Allowed his first hit to Kole Calhoun leading off the seventh inning.

2015 SEASON

- Ranked 11th in the AL with 8.33 strikeouts per nine innings.
- Went 10-3 with a 3.62 ERA (51 earned runs/126.2 innings) in his final 20 starts after going 1-5 with a 7.33 ERA (35 earned runs/43.0 innings) in his first nine... Seattle was 15-5 in his last 20 starts and 2-7 in his first nine.
- Recorded a one-hitter on July 31 at Minnesota in which he allowed just a solo homer with a career-high-tying 11 strikeouts.
- Shut down for the season to limit his inning count after his start on September 14...Pitched 169.2 innings, the most innings in any of his professional seasons.

2014 SEASON

- Made eight appearances (five starts) in three stints with the Mariners...Posted a 2.83 ERA (nine earned runs/28.2 innings) as a starter and a 1.93 ERA (two earned runs/9.1 innings) in his three relief outings.
- Threw his first career complete game in a 1-0 loss on September 24 at Toronto (8.0 innings).
- Was the PCL Pitcher of the Week for June 23-29.
- Prior to the season rated as the No. 6 (MLB.com), No. 8 (*Baseball Prospectus*) and No. 11 (*Baseball America*) prospect in baseball.

2013 SEASON

- Made his first career start on August 30 at Houston...At 21 years, 17 days old, he became the youngest starting pitcher in Mariners history to win his major league debut.
- Was named the Mariners Minor League Starting Pitcher of the Year...For the second straight season, was named to the Southern League All-Star team and pitched in the SiriusXM All-Star Futures game, this time at Citi Field.
- Was the Pacific Coast League Pitcher of the Week for the period of August 19-25.
- Was the youngest player in the PCL and the second-youngest player in Triple-A overall.
- Listed by MLB.com as the No. 2 right-handed pitching prospect in baseball.

MINOR LEAGUE REVIEW

- **2012:** Was named a Southern League All-Star and pitched in the SiriusXM All-Star Futures Game at Kauffman Stadium in Kansas City.
- **2011:** Was named the Mariners' Minor League Pitcher of the Year...After the season, was dubbed the top prospect in the Midwest League by *Baseball America*.
- **2010:** Began his professional career with the AZL Mariners (R).

BACKGROUND

- Taijuan Emmanuel Walker graduated from Yucaipa (CA) High School in 2010.
- He and his wife, Heather, have two children.

CAREER TRANSACTIONS

- Selected by the Seattle Mariners in the first round (43rd overall) of the 2010 First-Year Player Draft.
- On the 15-Day Disabled List, March 21-June 10, 2014, with a right shoulder impingement.
- On the 15-Day Disabled List, July 6-August 6, 2016, with right foot tendinitis.
- Acquired by the Arizona Diamondbacks from Seattle along with INF Ketel Marte in exchange for LHP Zac Curtis, OF Mitch Haniger and INF Jean Segura on November 23, 2016.
- On the 10-Day Disabled List, May 20-June 14, 2017, with a right index finger blister.
- On the Paternity Leave List from July 20-23, 2017.
- On the 10-Day Disabled List, April 15, 2018, with right forearm inflammation...Transferred to the 60-Day Disabled List on May 4, 2018...Missed the remainder of the season.
- On the 60-Day Injured List, February 13-September 29, 2019, recovering from Tommy John surgery.
- Signed by Seattle as a free agent on February 12, 2020.
- Acquired by the Toronto Blue Jays from Seattle in exchange for a player-to-be-named-later or cash considerations on August 27, 2020.
- Signed by the New York Mets as a free agent to a two-year contract with a player option for 2023 on February 20, 2021.
- On the 10-Day Injured List, May 18-29, 2021, with left side tightness.

CAREER STATISTICS

YEAR	TEAM	W-L	ERA	G	GS	CG	SHO	SV	IP	H	R	ER	HR	HB	BB	SO	WP	BK
2010	AZL Mariners (R)	1-1	1.29	4	0	0	0	0	7.0	2	3	1	0	1	3	9	3	0
2011	Clinton (A)	6-5	2.89	18	18	1	0	0	96.2	69	33	31	4	3	39	113	6	2
2012	Jackson (AA)	7-10	4.69	25	25	0	0	0	126.2	124	70	66	12	12	50	118	5	0
2013	Jackson (AA)	4-7	2.46	14	14	0	0	0	84.0	58	31	23	6	6	30	96	4	0
	Tacoma (AAA)	5-3	3.61	11	11	0	0	0	57.1	54	25	23	5	2	27	64	2	0
	SEATTLE (AL)	1-0	3.60	3	3	0	0	0	15.0	11	7	6	0	0	4	12	0	0
2014	High Desert (A)#	0-0	2.08	1	1	0	0	0	4.1	4	2	1	0	0	1	7	0	0
	Jackson (AA)#	1-0	0.00	1	1	0	0	0	5.0	3	0	0	0	0	1	10	1	0
	Tacoma (AAA)#	6-4	4.81	14	14	1	1	0	73.0	68	40	39	13	7	25	74	1	0
	SEATTLE (AL)	2-3	2.61	8	5	1	0	0	38.0	31	12	11	2	3	18	34	2	1
2015	SEATTLE (AL)	11-8	4.56	29	29	1	0	0	169.2	163	92	86	25	9	40	157	4	1
2016	SEATTLE (AL)	8-11	4.22	25	25	1	1	0	134.1	129	75	63	27	8	37	119	4	1
	Tacoma (AAA)#	1-0	3.60	3	3	0	0	0	15.0	12	6	6	1	1	8	6	1	0
2017	ARIZONA (NL)	9-9	3.49	28	28	0	0	0	157.1	148	76	61	17	9	61	146	7	1
2018	ARIZONA (NL)	0-0	3.46	3	3	0	0	0	13.0	15	5	5	1	0	5	9	0	0
2019	ARIZONA (NL)	0-0	0.00	1	1	0	0	0	1.0	1	0	0	0	0	0	1	0	0
2020	SEATTLE (AL)	2-2	4.00	5	5	0	0	0	27.0	21	13	12	5	3	8	25	0	0
	TORONTO (AL)	2-1	1.37	6	6	0	0	0	26.1	22	10	4	3	1	11	25	1	0
2021	METS	7-11	4.47	30	29	0	0	0	159.0	133	84	79	26	4	55	146	5	0
Minor League Totals		31-30	3.65	91	87	2	1	0	469.0	394	210	190	41	32	184	497	23	2
Major League Totals		42-45	3.97	138	134	3	1	0	740.2	674	374	327	106	37	239	674	23	4

- rehabilitation assignment

CAREER PLAYOFF STATISTICS

YEAR	RND	TEAM/OPP	W-L	ERA	G	GS	CG	SHO	SV	IP	H	R	ER	HR	HB	BB	SO	WP	BK
2017	NLDS	ARI vs. LAD	0-1	36.00	1	1	0	0	0	1.0	4	4	4	1	0	2	3	0	0

ALL-STAR GAME

YEAR	LEAGUE/SITE	W-L	ERA	G	GS	CG	SHO	SV	IP	H	R	ER	HR	HB	BB	SO	WP	BK
2021	NL/COLORADO	0-0	9.00	1	0	0	0	0	1.0	1	1	1	1	0	0	1	0	0

CAREER FIELDING

Pos	G	PO	A	E	PCT	TC	DP
P	138	49	104	12	.927	165	5



TREVOR
WILLIAMS
#29 RHP

@mellamotrevor
@MeLlamoTrevor

HT	6-3	WT	232	BT	R	TH	R
----	-----	----	-----	----	---	----	---

OPENING DAY AGE: 29
 BIRTHDATE: APRIL 25, 1992
 BIRTHPLACE: SAN DIEGO, CA
 RESIDES: MESA, AZ
 MLB SERVICE TIME: 5 YEARS, 27 DAYS
 SIGNED BY: SCOTT STANLEY (MIAMI)
 HOW OBTAINED: ACQUIRED FROM CHICAGO-NL IN A THREE-PLAYER DEAL ON JULY 30, 2021
 CONTRACT STATUS: ELIGIBLE FREE AGENT AFTER 2022

MEET THE MET

- Is the co-founder of Project 34 (projectthirtyfour.com), a non-profit that assists with the purchasing of otherwise-inaccessible medical equipment and assistive devices for spinal cord injury patients...The organization also provides grants to individuals to help them afford physical therapy for optimal function...Williams wore the uniform number 34 during his last three seasons in Pittsburgh (2018-2020) to honor his college teammate Cory Hahn, who wore #34 at Arizona State...Hahn was paralyzed from the chest down in his third collegiate game and now works as the assistant director of player personnel for the Arizona Diamondbacks.
- Has four kids including the newest addition to the family, a girl in the 2021-22 offseason.
- Is an avid reader, especially science fiction...Is a big Star Wars fan.

2021 SEASON

- Posted a 3.06 ERA (11 earned runs/32.1 innings) in 10 appearances (three starts) with the Mets after being acquired with INF Javier Báez at the trade deadline...Did not surrender a home run in his first eight games with the Mets, becoming the ninth pitcher in franchise history to accomplish that feat (min. 20.0 IP).
- Had a 5.06 ERA with Chicago-NL at the time of his trade...Appeared in 13 games with the Cubs, including 12 starts.
- Tied a career-high with eight strikeouts on April 27 against Atlanta.

2020 SEASON

- Allowed a major league-high 15 home runs in the pandemic-shortened season.

2019 SEASON

- Missed about one month with a right side strain.

2018 SEASON

- Finished seventh in the NL in ERA...Was the only major league pitcher to make 10 starts of at least 6.0 innings without allowing a run (Justin Verlander was second with nine such games).
- His 1.38 ERA after the All-Star break was the second-lowest among all starting pitchers behind Tampa Bay's Blake Snell (1.17)...Had a career-high 21.0 scoreless innings streak between July 11-August 5 and a 20.2 scoreless innings streak between August 22 and September 10.
- Was credited with his first major league shutout in a rain-shortened 7-0 win over Corey Kluber at Cleveland on July 23 (6.0 IP).
- Struck out a career-high eight batters while tossing 6.0 scoreless innings and picking up his 11th win on August 29 at St. Louis.

CAREER BESTS

WIN STREAK

4 games

2x, last, 8/29/18-9/22/18

LOSS STREAK

6 games

9/15/19-8/5/20

STRIKEOUTS, GAME

8 strikeouts

2x, last, 4/27/21, Chicago-NL at Atlanta

LONGEST OUTING, STARTER

8.0 innings

8/23/17, Pittsburgh vs. Los Angeles-NL

LONGEST OUTING, RELIEVER

5.0 innings

10/3/21 at Atlanta

MOST WALKS, GAME

5 walks

3x, last, 8/13/19, Pittsburgh at Los Angeles-AL

SCORELESS STREAK

21.0 innings

7/11/18-8/5/18

LAST COMPLETE GAME

7/23/18, Pittsburgh at Cleveland (6.0 IP)

LAST COMPLETE-GAME SHUTOUT

7/23/18, Pittsburgh at Cleveland (6.0 IP)

FEWEST HITS, COMPLETE GAME

4 hits

7/23/18, Pittsburgh at Cleveland (6.0 IP)

FEWEST WALKS, COMPLETE GAME

2 walks

7/23/18, Pittsburgh at Cleveland (6.0 IP)

2017 SEASON

- Made his first career Opening Day roster...Ranked third among NL pitchers (min. 150.0 IP) with a 0.84 HR/9.0 IP ratio...Ranked first in ERA, fourth in innings and fourth in strikeouts among NL rookies with 100.0 IP or more.
- Singled off St. Louis' Carlos Martinez on July 16 at PNC Park for his first big league hit.
- Threw a career-high 114 pitches in a career-high 8.0 scoreless innings on August 23 vs. Los Angeles-NL... Opposed Rich Hill, who took a perfect game into the ninth inning and lost his no-hit bid on Josh Harrison's walk-off homer in the 10th inning.

2016 SEASON

- Made his major league debut on September 7 vs. St. Louis and earned his first career win in that game, allowing one unearned run over 3.0 innings of relief.
- Made his first big league start on September 17 (G2) at Cincinnati...Drew a bases-loaded walk in that game for his first career RBI.

MINOR LEAGUE REVIEW

- **2016:** Named Indianapolis (AAA) Most Valuable Player.
- **2015:** Traded to Pittsburgh while pitching in the Arizona Fall League after the season.

- **2014:** Named a Florida State League mid-season All-Star.
- **2013:** Made his pro debut with the GCL Marlins (R).

BACKGROUND

- Trevor Anthony Williams graduated from Rancho Bernardo High School in San Diego, California before attending Arizona State University, where he earned First-Team All-Pac-12 honors as a sophomore.

CAREER TRANSACTIONS

- Selected by the Miami Marlins in the second round of the 2013 First-Year Player Draft.
- Acquired by Pittsburgh from Miami in exchange for RHP Richard Mitchell on October 24, 2015.
- On the 10-Day Injured List, May 17-June 19, 2019, with a strained right side.
- On the Paternity List, July 6-8, 2019.
- Signed by Chicago-NL as a free agent on February 5, 2021.
- On the 10-Day Injured List, May 28-July 6, 2021, with appendicitis.
- Acquired by the Mets from Chicago-NL along with INF Javier Báez and cash considerations in exchange for minor league OF Pete Crow-Armstrong on July 30, 2021.

CAREER STATISTICS

YEAR	TEAM	W-L	ERA	G	GS	CG	SHO	SV	IP	H	R	ER	HR	HB	BB	SO	WP	BK
2013	GCL Marlins	0-0	4.50	1	1	0	0	0	2.0	3	2	1	0	0	1	0	0	0
	Batavia (A)	0-2	2.48	10	10	0	0	0	29.0	26	13	8	0	1	8	20	0	0
	Greensboro (A)	0-0	0.00	1	1	0	0	0	3.0	2	0	0	0	0	0	3	0	0
2014	Jupiter (A)	8-6	2.79	23	23	0	0	0	129.0	138	49	40	5	0	29	90	4	0
	Jacksonville (AA)	0-1	6.00	3	3	0	0	0	15.0	22	12	10	0	0	6	14	0	0
2015	Jacksonville (AA)	7-8	4.00	22	21	0	0	0	117.0	126	53	52	9	1	36	88	3	0
	New Orleans (AAA)	0-2	2.57	3	3	0	0	0	14.0	15	5	4	0	1	7	13	1	0
2016	Indianapolis (AAA)	9-6	2.53	20	19	0	0	0	110.1	103	43	31	5	4	30	74	2	1
	Bradenton (A)#	1-0	0.00	1	1	0	0	0	5.0	4	0	0	0	0	0	4	0	0
	PITTSBURGH (NL)	1-1	7.82	7	1	0	0	0	12.2	19	13	11	4	0	5	11	0	0
2017	PITTSBURGH (NL)	7-9	4.07	31	25	0	0	0	150.1	145	73	68	14	9	52	117	2	0
2018	PITTSBURGH (NL)	14-10	3.11	31	31	1	1	0	170.2	146	64	59	15	4	55	126	4	0
2019	PITTSBURGH (NL)	7-9	5.38	26	26	0	0	0	145.2	162	93	87	27	7	44	113	2	0
	Indianapolis (AAA)#	0-1	6.00	1	1	0	0	0	3.0	4	2	2	0	0	1	5	0	0
2020	PITTSBURGH (NL)	2-8	6.18	11	11	0	0	0	55.1	66	42	38	15	4	21	49	1	0
2021	CHICAGO (NL)	4-2	5.06	13	12	0	0	0	58.2	68	37	33	10	2	22	61	0	0
	Iowa (AAA)	1-0	0.00	2	2	0	0	0	7.0	2	1	0	0	1	1	5	0	0
	Syracuse (AAA)	1-0	2.25	2	2	0	0	0	12.0	9	3	3	1	1	2	10	0	0
	METS	0-0	3.06	10	3	0	0	0	32.1	37	14	11	1	1	9	29	0	0
Major League Totals		27-26	3.04	89	87	0	0	0	446.1	454	183	151	20	9	120	327	10	1
Minor League Totals		35-39	4.42	129	109	1	1	0	625.2	643	336	307	86	27	208	506	9	0

#- rehabilitation assignment

CAREER FIELDING

POS	G	PO	A	E	PCT	TC	DP
P	129	46	67	8	.934	121	5



JORDAN YAMAMOTO

#45 RHP

@jyamamoto_23

@jyamaz50

HT	5-11	WT	201	BT	R	TH	R
----	------	----	-----	----	---	----	---

OPENING DAY AGE: 25
 BIRTHDATE: MAY 11, 1996
 BIRTHPLACE: HONOLULU, HI
 RESIDES: JUPITER, FL
 MLB SERVICE TIME: 1 YEAR, 120 DAYS
 SIGNED BY: JOSH BELOVSKY (MILWAUKEE)
 HOW OBTAINED: ACQUIRED FROM MIAMI IN EXCHANGE FOR INF FEDERICO POLANCO ON FEBRUARY 1, 2021
 CONTRACT STATUS: ARBITRATION ELIGIBLE AFTER 2022. FREE AGENT AFTER 2026

MEET THE MET

- Has many hobbies outside of baseball...Loves to draw and designs custom shoes (@kix_by_yama on Instagram)...Also enjoys clay sculpting and DIY home improvements.
- Is passionate about hair cutting...He has served as the team barber for his minor league clubs and during his Arizona Fall League stint in 2018... You can see some of his cuts on Instagram at @cutz_by_yama.
- Is a graduate of the Saint Louis School in Honolulu, Hawaii...Other notable athletic alumni from that high school include former New York Met Benny Agbayani and 2011 AL All-Star Brandon League as well as Heisman winners and current NFL quarterbacks Tua Tagovailoa and Marcus Mariota.
- Yamamoto is one of 46 players born in Hawaii all-time to make the majors...When Yamamoto made his major league debut on June 12, 2019, he became the third player from Hawaii to play for the Marlins, joining Charlie Hough and Justin Wayne.
- He and his wife, Madison, were married in December 2020 after the COVID-19 pandemic delayed their nuptials... Became a first-time father during the 2021-22 offseason...His wife gave birth to their daughter, Rayne in early February.

2021 SEASON

- Recalled from Syracuse (AAA) for the first time on May 22.
- Made two appearances with the Mets, going 1-1 with a 4.05 ERA (three earned run/6.2 innings) with two walks and two strikeouts.
- Missed almost four months on the 60-Day IL with right shoulder soreness...Was activated and optioned to Syracuse (AAA) on September 17, where he made three starts over the final weeks.
- Pitched 2.2 innings of one-run ball in his Mets debut against St. Louis on May 5.

2020 SEASON

- Made four appearances (three starts) and allowed at least three runs in each outing.
- Allowed a career-high 11 hits, 13 runs (12 earned) and four home runs in his last appearance of the year, September 9 at Atlanta, in a 29-9 Marlins loss.

2019 SEASON

- Made his major league debut on June 12, throwing 7.0 shutout innings against St. Louis at Marlins Park...He followed that outing with another 7.0 scoreless frames, also against St. Louis, this time at Busch Stadium...He was just the second pitcher since 1893 to have each of his first two career outings be a scoreless start against the same opponent.
- Was one of the majors' best pitchers in the weeks following his debut, going 4-0 with a 1.59 ERA (six earned runs/34.0 innings) in his first six starts...Allowed four hits or fewer in each of his first eight career starts, making him the first pitcher to accomplish that feat according to *Elias* (excluding openers).

CAREER BESTS

WIN STREAK
 4 games
 6/12/19-7/16/19

LOSS STREAK
 6 games
 7/21/19-present

STRIKEOUTS, GAME
 10 strikeouts
 9/26/19, Miami at Mets

DOUBLE-DIGIT STRIKEOUT GAMES
 1 game
 10, 9/26/19, Miami at Mets

LONGEST OUTING, STARTER
 7.0 innings
 2x, last, 6/18/19, Miami at St. Louis

MOST WALKS, GAME
 4 walks
 3x, last, 8/24/19, Miami vs. Philadelphia

SCORELESS STREAK
 14.0 innings
 6/12/19-6/18/19

- After winning four of his first six career starts, went 0-5 with an 8.13 ERA (31 earned runs/34.1 innings) in his next seven starts before landing on the Injured List... After returning from a strained right forearm, finished his season with two starts, recording a 1.74 ERA (two earned runs/10.1 innings) in that span.
- His average against (.191) and hits per nine innings (6.18) ratio ranked third in the majors (min. 15 starts), behind Houston's Justin Verlander (.172, 5.53 H/9) and Gerrit Cole (.186, 6.02 H/9)...He allowed four hits or fewer in 11 of his 15 outings.
- **2016:** Finished second in the Midwest League with 152 strikeouts.
- **2015:** Picked up his first professional win on July 16 at Grand Junction and earned his first pro save in his next outing, July 21 vs. Orem.
- **2014:** Made his pro debut for the AZL Brewers (R).

BACKGROUND

- Jordan Michael Michiru Yamamoto graduated from The Saint Louis School in Honolulu...He was committed to the University of Arizona before signing with Milwaukee.

MINOR LEAGUE REVIEW

- **2018:** Was the Florida State League Pitcher of the Week for June 18-24 after recording a career-high 13 punchouts in 7.0 shutout frames on June 20 vs. Florida...Whiffed a dozen hitters two starts later on July 2 vs. Florida and was promoted to Double-A for the first time in his career following that outing...Made six starts for Salt River in the Arizona Fall League, going 3-0 with a 2.08 ERA (six earned runs/26.0 innings)... Ranked tied for second in the league in wins and fourth in strikeouts (27) and innings pitched...Started the AFL Championship Game against Peoria and tossed 4.0 shutout innings.
- **2017:** Was the Carolina League Pitcher of the Week for August 28-September 4...Won both of his starts and did not allow a run in 14.0 innings with 14 strikeouts and two walks.

CAREER TRANSACTIONS

- Selected by the Milwaukee Brewers in the 12th round of the 2014 First-Year Player Draft.
- Acquired by the Miami Marlins from Milwaukee along with OF Lewis Brinson, INF Isan Díaz and OF Monte Harrison in exchange for OF Christian Yelich on January 25, 2018.
- On the 10-Day Injured List, August 28-September 21, 2019, with a strained right forearm.
- Acquired by the New York Mets from Miami in exchange for INF Federico Polanco on February 1, 2021.
- Placed on 10-day Injured List due to right shoulder soreness May 25...Transferred to 60-day IL the following day...Activated and optioned to Syracuse on September 17.


CAREER STATISTICS

YEAR TEAM	W-L	ERA	G	GS	CG	SHO	SV	IP	H	R	ER	HR	HB	BB	SO	WP	BK
2014 AZL Brewers (R)	0-1	4.57	10	3	0	0	0	21.2	22	12	11	3	0	13	22	2	1
2015 Helena (R)	1-6	7.84	14	11	0	0	1	62.0	99	59	54	12	5	22	59	10	0
2016 Wisconsin (A)	7-8	3.82	27	18	0	0	0	134.1	130	61	57	6	2	31	152	7	1
2017 Carolina (A)	9-4	2.51	22	18	2	1	1	111.0	91	36	31	8	7	30	113	4	2
2018 Jupiter (A)	4-1	1.55	7	7	0	0	0	40.2	26	8	7	0	3	8	47	4	0
Jacksonville (AA)	1-0	2.12	3	3	0	0	0	17.0	12	6	4	1	1	4	23	0	0
GCL Marlins (R)	1-0	2.45	3	3	0	0	0	11.0	5	3	3	1	0	2	15	0	0
2019 Jacksonville (AA)	3-5	3.58	12	12	0	0	0	65.1	53	27	26	7	7	25	64	2	0
MIAMI (NL)	4-5	4.46	15	15	0	0	0	78.2	54	42	39	11	5	36	82	5	0
2020 MIAMI (NL)	0-1	18.26	4	3	0	0	0	11.1	27	24	23	8	0	7	13	0	0
2021 METS	1-1	4.05	2	1	0	0	0	6.2	10	6	3	0	2	2	3	0	0
Syracuse (AAA)#	0-3	5.96	7	6	0	0	0	22.2	27	15	15	7	1	7	20	1	0
St. Lucie (A)#	0-0	1.00	3	3	0	0	0	9.0	4	1	1	0	0	1	8	0	0
FCL Mets (R)#	0-0	0.00	1	1	0	0	0	1.0	1	0	0	0	0	0	1	0	0
Minor League Totals	26-28	3.79	109	85	2	1	2	495.2	470	228	209	45	26	143	524	30	4
Major League Totals	5-7	6.05	21	19	0	0	0	96.2	91	72	65	19	7	45	98	5	0

- rehabilitation assignment

CAREER FIELDING

POS	G	PO	A	E	PCT	TC	DP
P	21	5	8	2	.867	15	1



ROB
ZASTRYZNY

#82 LHP

@robzastryzny

@RobZastryzny_8

NON-ROSTER INVITE

HT	6-3	WT	231	BT	R	TH	L
----	-----	----	-----	----	---	----	---

OPENING DAY AGE: 30
 BIRTHDATE: MARCH 26, 1992
 BIRTHPLACE: EDMONTON, ALBERTA, CANADA
 RESIDES: SCOTTSDALE, AZ
 MLB SERVICE TIME: 0 YEARS, 100 DAYS
 SIGNED BY: TY NICHOLS (CHICAGO-NL)
 HOW OBTAINED: SIGNED AS A MINOR LEAGUE FREE AGENT ON NOVEMBER 29, 2021
 CONTRACT STATUS: SIGNED THROUGH 2022

MEET THE MET

- Last name is pronounced za-STRIZ-knee.
- Was born in Edmonton, Canada...His parents told him once he was born, they needed to get out of cold, snowy Alberta and moved over 2,500 miles south to Corpus Christi, Texas.
- Listens to country music...Considers himself a Texan despite being born north of the border.
- Was homeschooled until sixth grade, learning Canadian history, geography and government...When he started attending school, he says he needed to catch up on a lot of American history.
- Nicknamed Friday...Pitched on Friday nights for three seasons in college at Mizzou...Shares an alma mater with Max Scherzer.
- Was the first Cubs pitcher drafted under Theo Epstein to make it to the majors.

2018 SEASON

- Had three stints with the Cubs...Missed time with back spasms.

2017 SEASON

- Appeared in four games during two stints with the Cubs.

2016 SEASON

- Made his major league debut August 19 at Colorado, entering the game in the 10th inning...Worked 1.0 scoreless inning and struck out the first batter he faced, Charlie Blackmon, for his first career strikeout.
- Earned his first career win on August 29 vs. Pittsburgh...Struck out a career-high five batters on August 21 at Colorado in 2.2 innings of work.
- Made his first MLB start on September 29 at Pittsburgh.
- Named to the Cubs NLCS roster against Los Angeles-NL, but did not appear in a game.

MINOR LEAGUE REVIEW

- **2021:** Struck out 13.1 batters per 9.0 IP, easily his career-best mark in that category...Had 44 strikeouts in 30.1 IP.
- **2019:** Made 19 starts, his most in a season since starting 23 games in 2016.
- **2018:** Pitched solely out of the bullpen with Iowa (AAA).
- **2017:** Placed on the minor league disabled list from May 16-July 25 with a back injury.
- **2015:** Limited to 64.2 innings as he was on the minor league DL three times.
- **2013:** Began his professional career with Boise (A).

BACKGROUND

- Robert John Zastryzny graduated from Calallen High School in Corpus Christi, Texas before attending the University of Missouri.

CAREER TRANSACTIONS

- Selected by the Chicago Cubs in the second round of the 2013 First-Year Player Draft.
- On the 10-Day Disabled List, June 24-July 5, 2018, with back spasms.
- Signed by Los Angeles-NL as a minor league free agent on March 26, 2019.
- Signed by Baltimore as a minor league free agent on November 18, 2019.
- Signed by Miami as a minor league free agent on May 5, 2021.
- Signed by the Mets as a minor league free agent on November 29, 2021.

CAREER STATISTICS

YEAR	TEAM	W-L	ERA	G	GS	CG	SHO	SV	IP	H	R	ER	HR	HB	BB	SO	WP	BK
2013	Boise (A)	0-0	3.14	8	7	0	0	0	14.1	15	5	5	0	2	4	16	1	0
	Kane County (A)	1-0	0.93	3	0	0	0	0	9.2	9	1	1	0	0	4	6	0	0
2014	Dayton (A)	4-6	4.66	23	23	0	0	0	110.0	121	58	57	10	7	33	110	8	0
2015	Tennessee (AA)	2-5	6.23	14	14	0	0	0	60.2	77	47	42	9	0	28	48	1	0
	AZL Cubs (R)	0-0	2.25	1	1	0	0	0	4.0	3	1	1	0	0	2	4	3	0
2016	Tennessee (AA)	3-2	4.28	9	9	0	0	0	54.2	50	29	26	6	1	20	42	3	1
	Iowa (AAA)	7-3	4.33	15	14	0	0	0	81.0	67	42	39	7	2	31	77	6	0
	CHICAGO (NL)	1-0	1.13	8	1	0	0	0	16.0	12	3	2	0	1	5	17	0	0
2017	Iowa (AAA)	2-3	5.94	14	7	0	0	1	47.0	50	32	31	7	0	14	40	2	0
	CHICAGO (NL)	0-0	8.31	4	0	0	0	0	13.0	19	13	12	2	1	7	11	0	0
	AZL Cubs (R)#	0-1	1.04	3	3	0	0	0	8.2	9	6	1	0	0	1	4	1	0
2018	Iowa (AAA)	3-2	3.86	33	1	0	0	0	56.0	47	28	24	5	1	28	50	2	0
	CHICAGO (NL)	1-0	4.76	6	0	0	0	0	5.2	6	3	3	0	1	4	3	0	0
2019	Okla. City (AAA)	3-6	6.49	20	16	0	0	0	94.1	126	75	68	17	2	31	84	5	0
	Tulsa (AA)	1-2	0.96	3	3	0	0	0	18.2	12	7	2	0	0	8	20	1	0
2021	Jacksonville (AAA)	3-0	3.68	24	0	0	0	2	29.1	29	12	12	7	2	15	41	2	0
	FCL Marlins (R)	0-0	0.00	1	1	0	0	0	1.0	0	0	0	0	0	0	3	0	0
Minor League Totals		29-30	4.72	171	99	0	0	3	589.1	615	343	309	68	17	219	545	35	1
Major League Totals		2-0	4.41	18	1	0	0	0	34.2	37	19	17	2	3	16	31	0	0

#- rehabilitation assignment

MOST RUNS SCORED BY INNING

1st Inning	9, August 16, 1988, at San Francisco
2nd Inning	8, three times, last, June 6, 1980, vs. Pittsburgh
3rd Inning	12, April 29, 2016 vs. San Francisco
4th Inning	10, twice, last, September 11, 2020 at Toronto (Buffalo)
5th Inning	10, August 16, 2018 (Game One) at Philadelphia
6th Inning	11, July 16, 2006, at Chicago (NL)
7th Inning	8, three times, last, May 17, 2002 at San Diego
8th Inning	10, June 30, 2000 vs. Atlanta
9th Inning	9, April 6, 2002 at Atlanta
10th Inning	6, August 1, 2001 at Houston
11th Inning	6, June 30, 1979 at Chicago (NL)
12th Inning	4, two times, last, August 18, 2021 at San Francisco
13th Inning	4, August 27, 2015 at Philadelphia
14th Inning	4, June 26, 1963 vs. Chicago (NL)
15th Inning	3, September 7, 1973 (Game Two) at Montreal
16th Inning	2, September 1, 1963 vs. Milwaukee
17th Inning	3, two times, last, July 7, 2007 at Houston
18th Inning	2, July 19, 2015 at St. Louis
19th Inning	5, July 4, 1985 at Atlanta
20th Inning	1, April 17, 2010 at St. Louis



LIVE LOOK-INS AND ANALYSIS ON MLB TONIGHT™

LIVE GAMES EVERY WEEK



GO TO FINDMLBNETWORK.COM FOR CHANNEL NUMBER

© 2022 MLB. Major League Baseball trademarks and copyrights are used with permission of Major League Baseball. Visit MLB.com. Any other marks used herein are trademarks of their respective owners



SCOUTING & MINOR LEAGUES

SCOUTING STAFF

PRO PLAYER EVALUATION & PERSONNEL

Bryn Alderson	Assistant General Manager, Pro Player Evaluation & Personnel
Nate Horowitz	Senior Director, Pro Player personnel
Jeff Lebow	Director, Pro Player Evaluation
Jason Stein	Senior Manager, Pro Player Personnel
Ronnie Socash	Manager, Pro Player Personnel
Jason Davis	Coordinator, Pro Player Evaluation
Joseph Kowal	Senior Advisor, Pro Player Personnel (Yardley, PA)
Conor Brooks	Special Advisor, Pro Player Personnel Manager, Pacific Rim (Dorchester, MA)
David Keller	Special Advisor, Pro Player Personnel International/Amateur Special Assignments (Houston, TX)
Jaymie Bane	Pro Player Evaluator (Okemos, MI)
Pat Jones	Pro Player Evaluator (Bradenton, FL)
Jim Kelly	Pro Player Evaluator (Sea Cliff, NY)
Ash Lawson	Pro Player Evaluator (Athens, TN)
Chad MacDonald	Pro Player Evaluator (Arlington, TX)
Shaun McNamara	Pro Player Evaluator (Providence, RI)
Andy Pratt	Pro Player Evaluator (Peoria, AZ)
Roy Smith	Pro Player Evaluator (Chicago, IL)
Rudy Terrasas	Pro Player Evaluator (Santa Fe, TX)
Ernie Young	Pro Player Evaluator (Scottsdale, AZ)
Bon Kim	Pacific Rim Evaluator, Korea (Daegu, South Korea)
Jeffrey Kusumoto	Pacific Rim Evaluator, Japan (Yokohama, Japan)

AMATEUR SCOUTING

Thomas Tanous	Vice President, Amateur and International Scouting
Marc Tramuta	Director, Amateur Scouting
Drew Toussaint	Assistant Director, Amateur & International Scouting
Tom Fleischman	Coordinator, Amateur & International Scouting
Cole Jaskoviak	Assistant, Amateur & International Scouting
Cesar Aranguren	Regional Supervisor, Southeast (Miami, FL)
Eddie Bane	Senior Advisor, Amateur Scouting (Carlsbad, CA)
Nathan Beuster	Regional Supervisor, Midwest (Shawnee, KS)
Tom Clark	Underclass Supervisor (Shrewsbury, MA)
Chris Hervey	National Pitching Crosschecker (Ann Arbor, MI)
Tyler Holmes	Regional Supervisor, West (Roseville, CA)
Ron Hopkins	Senior Advisor, Amateur Scouting (Seattle, WA)
Mike Ledna	Regional Supervisor, Northeast (Orange Park, FL)
Doug Thurman	National Crosschecker (Tracy, CA)
Rosario Chiovaro	Data Tech Scout
Jacob Dorris	Data Tech Scout

AREA SCOUTS

Gary Brown	Frisco, TX (North TX)
Jet Butler	Pensacola, FL (LA, MS, AR, AL and FL Panhandle)
Daniel Coles	Raleigh, NC (NC, VA)
Jarrett England	Murfreesboro, TN (KY, Southern OH, TN)
Chris Heidt	Rockford, IL (IL, IA, IN, MN, WI, MI, Northern OH)
John Kosciak	Milford, MA (MA, CT, ME, RI, NH, VT, NY, NJ)
Rusty McNamara	Los Angeles, CA (Southern CA, HI)
Marlin McPhail	Irmo, SC (SC, GA)
Nelson Mompierre	Miami, FL (South FL, Puerto Rico)
Rich Morales	Pacific, CA (Northern CA, OR, WA, ID, MT, WY, AK)
Joe Raccuia	Radford, VA (MD, PA, DE, WV)
Brian Reid	Gilbert, AZ (AZ, CO, NM, UT, Las Vegas)
Harry Shelton	Sugarland, TX (South TX)
Scott Thomas	Chesterfield, MO (KS, OK, NE, MO, ND, SD, IA)
Jon Updike	Apopka, FL (Central, FL and FL Panhandle)
Glenn Walker	Long Beach, CA (Southern CA)

INTERNATIONAL SCOUTING


Steve Barningham	Director, International Scouting
Moises de la Mota	Supervisor, Latin America
Ismael Perez	Supervisor, Venezuela
Oliver Dominguez	Supervisor, Dominican Republic
Harold Herrera	Coordinator, Latin America
Felix Romero	Coordinator, Dominican Republic
Martin Arvizu	Coordinator, Mexico
Luis Scheker	Caribbean Crosschecker
Kelvin Dominguez	Scout, Dominican Republic
Wilson Peralta	Scout, Dominican Republic
Robert Espejo	Scout, Venezuela
Manuel López	Scout, Venezuelan
Andres Nunez	Scout, Venezuela
Carlos Perez	Scout, Venezuela
Elvis Rios	Scout, Panama
Alejandro Diaz	Tryout Coach, Dominican Republic
Jose Luis de Leon	Video Coordinator, Dominican Republic
Carlos Pellerano	Video/Area Scout
Miguel Chang	Video Coordinator, Venezuela

PRO PLAYER PERSONNEL

NATE HOROWITZ

SENIOR DIRECTOR, PRO PLAYER PERSONNEL

- Joined the organization in 2022 as the senior director of player personnel.
- Most recently served as the pro scouting director with the Angels, a position he held since 2016.
- Over the course of his career, he has overseen the day-to-day operations of a pro scouting department, advised the office of the general manager regarding player acquisitions and has worked in amateur scouting, including the management of the draft process.
- Began his career as an intern in the baseball operations department of the Arizona Diamondbacks in 2011, focusing on advance scouting, the amateur draft, and the arbitration process.
- The previous year, he served as the 16U National Team coordinator for USA Baseball in Durham, NC.
- The Newton, MA native received his bachelor's degree in economics in 2010 from the University of North Carolina at Chapel Hill.
- Nate, 33, currently lives in Aliso Viejo, CA, with his wife, Jacki, and two children, Everly and Teddy.



JASON STEIN

Senior Manager,
Pro Player Personnel




RONNIE SOCASH

Manager,
Pro Player Personnel




JOSEPH KOWAL

Senior Advisor,
Pro Player Personnel
(Yardley, PA)



CONOR BROOKS

Special Advisor, Pro Player Personnel
| Manager, Pacific Rim
(Dorchester, MA)




DAVID KELLER

Special Advisor,
Pro Player Personnel | International/
Amateur Special Assignments
(Houston, TX)



BON KIM

Pacific Rim Evaluator, Korea
(Daegu, South Korea)



JEFFREY KUSUMOTO

Pacific Rim Evaluator, Japan
(Yokohama, Japan)

METS CONNECTION TO JAPAN

The Mets have had 13 Japanese-born players, the most for any major league team. The names and years are below.

Player	Year with Mets
Norichika Aoki	2017
Ryota Igarashi	2010-2011
Kazuhisa Ishii	2005
Takashi Kashiwada	1997
Satoru Komiyama	2002
Daisuke Matsuzaka	2013-2014
Kazuo Matsui	2004-2006

Player	Year with Mets
Hideo Nomo	1998
Tsuyoshi Shinjo	2001, 2003
Hisanori Takahashi	2010
Ken Takahashi	2009
Shingo Takatsu	2005
Masato Yoshii	1998-1999

PRO PLAYER EVALUATION

JEFF LEBOW

DIRECTOR, PRO PLAYER EVALUATION

- Promoted to the director, pro player evaluation in 2022...Enters his 12th season with the Mets.
- From 2019-2021, he served as the assistant director of pro scouting.
- Worked as a baseball operations assistant from 2011-2014 and was a baseball operations coordinator from 2014-2019.
- Jeff, 33, graduated from Cornell University's School of Industrial and Labor Relations in 2011 where he served as president of the ILR Sports Management Club.



JASON DAVIS

Coordinator, Pro Player Evaluation
(Stone Mountain, GA)



PAT JONES

Pro Player Evaluator
(Bradenton, FL)



JAYMIE BANE

Pro Player Evaluator
(Okemos, MI)



JIM KELLY

Pro Player Evaluator
(Sea Cliff, NY)



ASH LAWSON

Pro Player Evaluator
(Athens, TN)



CHAD MACDONALD

Pro Player Evaluator
(Arlington, TX)




SHAUN MCNAMARA

Pro Player Evaluator (Providence, RI)



ANDY PRATT

Pro Player Evaluator
(Peoria, AZ)




ROY SMITH

Pro Player Evaluator
(Chicago, IL)



RUDY TERRASAS

Pro Player Evaluator
(Santa Fe, TX)



ERNIE YOUNG

Pro Player Evaluator
(Scottsdale, AZ)

AMATEUR SCOUTING STAFF

MARC TRAMUTA

DIRECTOR, AMATEUR SCOUTING


- Named director of amateur scouting on December 2, 2016.
- Joined the Mets in November, 2012 as the assistant scouting director...Spent 2003-2012 with the Toronto Blue Jays, serving as an area scout, national scouting supervisor and professional scout.
- Awarded the Mid-Atlantic Scouts Association Crosschecker of the Year award in 2014.
- Won the Al LaMacchia award in 2006 as Toronto Blue Jays Scout of the Year.
- Served as an area scout for the Baltimore Orioles from 1996-2003.
- Served from 1993-1996 as assistant baseball coach and recruiting coordinator for his alma mater, St. Bonaventure University, where he was Second-Team All-Atlantic 10 Conference selection at shortstop as a junior in 1991.
- Drafted in the 45th round of the June 1991 First-Year Player Draft by the Los Angeles Dodgers.
- Resides in Fredonia, NY with his daughter, Callie.



DREW TOUSSAINT,
Assistant Director, Amateur &
International Scouting



TOM FLEISCHMAN
Coordinator, Amateur &
International Scouting



COLE JASKOVIAK
Assistant, Amateur &
International Scouting



CÉSAR ARANGUREN
Regional Supervisor, Southeast




EDDIE BANE
Senior Advisor
Amateur Scouting



NATHAN BEUSTER
Regional Supervisor, Midwest



TOM CLARK
Underclass Supervisor



CHRIS HERVEY
National Pitching Crosschecker



TYLER HOLMES
Regional Supervisor, West



RON HOPKINS
Senior Advisor,
Amateur Scouting



MIKE LEDNA
Regional Supervisor,
Northeast



DOUG THURMAN
National Crosschecker

AREA SCOUTS



GARY BROWN

Frisco, TX
(North TX)




JET BUTLER

Pensacola, FL
(LA, MS, AR, AL
and FL Panhandle)



DANIEL COLES

Raleigh, NC
(NC, VA)




JARRETT ENGLAND

Murfreesboro, TN
(KY, Southern OH, TN)



CHRIS HEIDT

Rockford, IL
(IL, IA, IN, MN, WI, MI,
Northern OH)




JOHN KOSCIAK

Milford, MA
(MA, CT, ME, RI, NH,
VT, NY, NJ)



RUSTY MCNAMARA

Los Angeles, CA
(Southern CA, HI)



MARLIN MCPHAIL

Irmo, SC
(SC, GA)




NELSON MOMPIERE

Miami, FL
(South FL, Puerto Rico)




RICH MORALES

Pacifica, CA
(Northern CA, OR,
WA, ID, MT, WY, AK)



JOE RACCUA

Radford, VA
(MD, PA, DE, WV)



GLENN WALKER

Long Beach, CA
(Southern CA)



BRIAN REID

Gilbert, AZ
(AZ, CO, NM, UT, Las Vegas)



HARRY SHELTON

Sugarland, TX
(South TX)



SCOTT THOMAS

Chesterfield, MO
(KS, OK, NE, MO, ND, SD, IA)



JON UPDIKE

Apopka, FL
(Central, FL and
FL Panhandle)

INTERNATIONAL SCOUTING STAFF

STEVE BARNINGHAM

DIRECTOR, INTERNATIONAL SCOUTING

- Named director, international scouting prior to the 2021 season.
- Promoted to special assignment scout following the 2019 season.
- Promoted to global crosschecker following the 2017 season...Was the Southeast supervisor from 2008-2017...Joined the Mets in 2006 as a Florida area scout.
- Worked as an area scout with the Oakland Athletics, covering Florida, Alabama and Georgia from 2004-2005...In 2003, he was responsible for Oregon, Washington, Idaho, Montana and Wyoming regions.
- Was an outfielder in the Texas Rangers organization from 1999-2001, making it as high as Charlotte (A) of the Florida State League.
- Graduated from Albertson College (ID) with a degree in Liberal Arts...Was a member of the 1998 NAIA National Championship team in baseball.
- Steve currently resides in Land O'Lakes, FL with Carolyn Ewing and their children, Addison, Elaina and Kai.



MOISES DE LA MOTA

Supervisor,
Latin America



ISMAEL PEREZ

Supervisor
Venezuela



OLIVER DOMINGUEZ

Supervisor,
Dominican Republic



HAROLD HERRERA

Coordinator,
Latin America



FELIX ROMERO

Coordinator,
Dominican Republic



MARTIN ARVIZU

Coordinator,
Mexico



LUIS SCHECKER

Crosschecker,
Caribbean



KELVIN DOMINGUEZ

Scout,
Dominican Republic



WILSON PERALTA

Scout,
Dominican Republic



ROBERT ESPEJO

Scout,
Venezuela



MANUEL LÓPEZ

Scout,
Venezuelan




ANDRES NUNEZ

Scout,
Venezuela




CARLOS PEREZ

Scout,
Venezuela



ELVIS RIOS

Scout,
Panama



ALEJANDRO DIAZ

Tryout Coach,
Dominican Republic




ROSARIO CHIOVARO

Data Tech Scout



JACOB DORRIS

Data Tech Scout



JOSE DE LEON

Dominican Republic
Video Coordinator



CARLOS PELLERANO

Video/Area Scout



MIGUEL CHANG

Video Supervisor,
Venezuela

MINOR LEAGUE & PLAYER DEVELOPMENT

PLAYER DEVELOPMENT

Kevin Howard.....	Director, Player Development
Kevin Walsh.....	Assistant Director, Player Development
Andrew Christie.....	Assistant Director, Player Development
Dick Scott.....	Coordinator, Coaching Development and Instruction
Hugh Quattlebaum.....	Director, Hitting Development
Tim LaMonte.....	Hitting, Coordinator
Jono Arnold.....	Pitching Coordinator
Tim Teufel.....	Infield Coordinator
Bob Natal.....	Catching Coordinator
Matt den Dekker.....	Outfield/Baserunning Coordinator
Ken Knutson.....	Coordinator, Throwing Projects
Jemile Weeks.....	Roving Instructor
Hector Alvarez.....	Roving Catching Instructor
Phil Regan.....	Senior Advisor, Pitching Development
Bobby Floyd.....	Senior Advisor, Player Development
Tony DeFrancesco.....	Senior Advisor, Player Development & Scouting

PERFORMANCE

Matt Hunter.....	Medical Coordinator
Bob Tarpey.....	Athletic Training Coordinator
Alanna Salituro.....	Rehab and Reconditioning Co-Coordinator
Luke Novosel.....	Rehab and Reconditioning Co-Coordinator
Luke Passman.....	Performance Coaching Coordinator
Jackson Bertoli.....	Sport Science Coordinator
Daniel Yu.....	Assistant Sports Scientist
Samantha Gilmore.....	Mental Performance Coordinator
Rafael Dubois.....	Double-A/High A Mental Performance Coach
Emmanuel Goico-Montes de Oca.....	Complex Mental Performance Coach
Abel Encarnacion.....	D.R. Academy Mental Performance Coach
Maria Bogaert.....	D.R. Academy Mental Performance Coach
Geordan Stapleton.....	Performance Dietitian
Bella Simpson.....	Assistant Performance Dietitian

MINOR LEAGUE OPERATIONS

Ronny Reyes.....	Director, Minor League Operations
Juan Henderson.....	Director, Latin America Operations
Nesky Liriano.....	Manager of Minor League Education and Life Skills
Amy Ross.....	Coordinator, Minor League Operations
John Mullin.....	Equipment/Operations Manager
Drew Dunton.....	Assistant Clubhouse Manager
Ches Goodman.....	Minor League Travel Assistant
Luis Alvarado.....	Life Skills Specialist

DOMINICAN STAFF

Yezmin Chalas.....	Coordinator, Dominican Academy's Operations
Carmen Ruiz.....	Assistant, Dominican Academy's Operations
Rafael Landestoy.....	Latin America Field Coordinator
Kremlin Martinez.....	DSL Pitching Coordinator
Adrian Abreu.....	Catching Instructor
Jhomelger Garcia.....	Latin America Medical Coordinator
Caitlin Lucas.....	Athletic Trainer
Jose Diaz.....	Lead Performance Coach
Santiago Jimenez.....	Reconditioning Assistant
Diana Perez.....	Assistant, Education Coordinator.

KEVIN HOWARD**DIRECTOR, PLAYER DEVELOPMENT**


- Returns to the position of director of player development for the 2022 season.
- Joined the Mets in 2021 as the organization's director of player development and transitioned to the major league assistant hitting coach from May until the end of the season.
- Spent the previous six seasons in Cleveland's organization, including his last two as the organizations hitting coordinator.
- In 2018, served as the hitting coach for Double-A Akron after two seasons as the hitting coach for Class-A Lynchburg...Oversaw a Lynchburg offense in 2017 that ranked second in the Carolina League in runs scored and third in batting average en route to winning the league championship.
- Also served as the hitting coach with the Lake County Captains (2016) and Mahoning Valley Scrappers (2015).
- Played professionally for 12 seasons in the Reds, Yankees, Phillies, Dodgers, Mariners, Padres, Blue Jays and Cardinals organizations...Retired at the end of the 2014 season, spending the final two seasons of his playing career in independent ball.
- Was originally drafted in the fifth round of the 2002 First-Year Player Draft by Cincinnati.
- Earned a bachelor's degree in Business Management from the University of Miami, where played collegiately for three seasons, winning a National Championship in 2001.
- Kevin and his wife Amy reside in Phoenix, AZ, with their daughter, Hayden.

**DICK SCOTT****COORDINATOR, COACHING DEVELOPMENT AND INSTRUCTION**

- Is in his second year as the organization's coordinator, coaching development and instruction.
- Served two seasons as the major league team's bench coach from 2016-2017.
- Served as the Director of Player Development for the Marlins from 2018-2020.
- Served as the Director of Player Development for the Mets from 2013-2015...Was the club's Minor League Field Coordinator from 2011-2012.
- Was the Houston Astros Minor League Field Coordinator before joining the Mets.
- Was the Toronto Blue Jays Director of Player Development from 2001-2009.
- A former infielder, he began his coaching career as a minor league manager in the Oakland Athletics organization in 1991.
- Named the 1994 Minor League Manager of the Year by *USA Today Baseball Weekly*.
- Also was selected Arizona League Manager of the Year with Scottsdale in 1991, the Northwest League Manager of the Year with Southern Oregon in 1992 and the California League Manager of the Year in 1994 with Modesto.
- Was originally drafted in the 17th round of the 1981 Amateur Draft...Played 10 total seasons between the Yankees and A's organizations, appearing in three regular season games with the 1989 World Champion Oakland Athletics.
- In 1997, Scott joined the Arizona Diamondbacks as a manager with South Bend (A) of the Midwest League.
- Served Arizona as the Advance Scout for the major league team in 1998...Left Arizona on November 28, 2001 to join Toronto.
- The Ellsworth, ME native graduated from Ellsworth High in 1981 where he played baseball, basketball and soccer.
- Dick and his wife, Kristin, have two sons, Ryan and Zach along with two grandchildren, Carter and Marley.

**HUGH QUATTLEBAUM****DIRECTOR OF HITTING DEVELOPMENT**

- Returns to the position of director of hitting development for the 2022 season.
- Joined the Mets in 2021 as the organization's director of hitting development and transitioned to the major league hitting coach from May until the end of the season.
- Spent the previous three seasons in the Mariners organization as the minor league hitting coordinator.
- Prior to joining the Mariners organization he was coaching and consulting in Southern California.
- Attended Amherst College in Amherst, MA and was selected by the Detroit Tigers in the 25th round of the 2000 First-Year Player Draft.
- He spent four seasons in the minor leagues with the Detroit Tigers (2000-02) and Baltimore Orioles (2003) organizations.
- His brother, Gus, is vice president of professional scouting for the Boston Red Sox.
- Hugh and his wife Whitney Frink have three children: Broxon, Hayes and Cue and reside in Atlanta, GA.



TIM LAMONTE**HITTING COORDINATOR**

- LaMonte joins the Mets as the organization's hitting coordinator in 2022.
- Spent the past three seasons in the Houston Astros organization.
- Served as the hitting coach for Corpus Christi (AA) in 2019...Was the complex hitting coach in 2020 and the complex hitting coordinator in 2021.
- Worked as a private hitting instructor based in Texas from 1998-2018, while also teaching and coaching baseball at various school districts in Texas.
- Previously owned and operated In the Box Athletics, a baseball training and strength and conditioning facility.
- Graduated from Texas A&M University-Commerce with a degree in Kinesiology.
- Prior to finishing his degree, he attended Eastfield College, where he played on the baseball team.

**JONO ARMOLD****PITCHING COORDINATOR**


- Arnold joins the Mets as the organization's pitching coordinator in 2022.
- Spent six years in the Texas Rangers organization including the last two as their pitching coordinator.
- Previously worked as a roving pitching coach in 2019 following pitching coach stints with Spokane (2018) and the AZL Rangers (2016-17).
- Prior to joining the Rangers, Arnold was a pitching coach for the University of Texas at Dallas and the Texas Marshals of the Texas Collegiate League.
- The Florida native was selected by the Milwaukee Brewers in the 30th round of the 2012 draft and pitched two seasons in the Milwaukee system.
- Over 26 career minor league appearances, he compiled a 3.61 ERA and tallied 76 strikeouts in 72.1 innings of work.
- Attended Flagler College in St. Augustine, FL, and set numerous school records, including career starts (51).
- Arnold was also a Second-Team All-Peach Belt Conference and an honorable mention All-Southeast Region.
- Graduated from Pine Crest (FL) High School...Earned a master's in Organizational Behavior from the University of Texas at Dallas.
- Jono resides in Plano, TX, with his wife Tori and their two sons, Coleson and Cooper.

**TIM TEUFEL****INFIELD COORDINATOR**

- Begins his sixth season as the infield coordinator and club ambassador...Served as the major league third base coach from 2012 through 2016.
- Was a manager in the Mets minor league system for eight seasons from 2003-2011...Compiled a 464-562 (.452) record in his eight seasons as a minor league skipper.
- For Tim's full bio, please see page 39.

**BOB NATAL****CATCHING COORDINATOR**

- Starts his 17th season with the organization.
- Was the Montreal Expos/Washington Nationals bullpen coach from 2002-2005.
- Was a minor league coach and catching coordinator with the Florida Marlins organization from 1999-2001.
- Played in the major leagues for parts of six seasons with the Expos (1992) and Marlins (1993-1997)...Hit four home runs in 120 major league games.
- Was an original member of the Marlins, selected in the 1992 Expansion Draft (55th overall selection)...Spent his first full season in the big leagues in 1993 with Florida...Is one of six players to play for the Marlins in each of the club's first five years of existence (Conine, Arias, Nen, Sheffield, Rapp).
- Was a member of the 1997 World Champion Florida Marlins.
- Earned All-Star status at every minor league level, from Rookie League to Triple-A.
- Taken by the Montreal Expos in the 13th round of the 1987 Free Agent Draft.
- Attended the UC San Diego, where he was an NCAA Division III First-Team All-America selection...Inducted into the UCSD Hall of Fame in 2014.
- Bob lives with his wife, Audrey, and has three sons: Colby, Cooper and Cavan.



MATT DEN DEKKER

OUTFIELD/BASERUNNING COORDINATOR


- den Dekker is in his second year as a coach in the Mets organization.
- Previously served on the Charleston Southern University coaching staff, working primarily with hitters and outfielders.
- Also worked at his alma mater, the University of Florida where he served as a student-assistant coach from August 2019-March 2020...Coached first base, while also assisting with hitting, base-running and outfielders...Also assisted in the development of the team's scouting reports and game plans.
- Prior to starting his coaching career, den Dekker played in the majors for six seasons with the Mets (2013-14, 2018), Washington Nationals (2015-16) and Detroit Tigers (2017)...Over the course of his professional playing career, he hit .271 with a .335 OBP, 487 runs and 401 RBI, 112 steals.
- Was drafted by the Mets in the fifth round of the 2010 First-Year Draft out of the University of Florida.
- With the Gators, he earned an All-SEC First-Team nod in 2008, an All-SEC Second-Team honors in 2010, along with SEC All-Defensive Team selections in 2008, 2009 and 2010...He remains in the Gators' Top 10 for career runs scored (220, 4th), stolen bases (65, T5th), hits (262, T8th), runs batted in (159, T10th) and games played (234, T10th).
- den Dekker resides in Ponte Vedra, FL, with his wife, Christine, and their children, Maddox and Colby.



KEN KNUTSON

COORDINATOR, THROWING PROJECTS

- Knutson joins the Mets as the organization's coordinator of throwing projects.
- Spent six seasons in the Cleveland organization, serving as the organization's throwing programs and rehab coordinator (2015-2019) and manager of the AZL Indians Red (2020).
- Served as the pitching coach at Arizona State University from 2010-2014 and helped lead the Sun Devils to College World Series appearances in 2010.
- Was the head baseball coach at the University of Washington from 1993-2009 and compiled a career record of 584-399-2...Is the program's all-time leader in coaching wins...Led the Huskies to two Pac-10 titles (1997, 1998) as well as four Northern Division titles.
- Prior to serving as the head baseball coach at University of Washington, spent five seasons as the program's pitching coach (1982-1986) and three seasons as assistant head coach (1990-1992).
- Managed the Seattle Studs of the Pacific International league from 1988-1989.
- Earned All-Pac-10 Conference honors as a pitcher after going 5-2 with a 2.89 ERA in 1981 at the University of Washington after transferring from the Seattle University.
- Was an All-State pitcher at Evergreen High School (Seattle) in 1976.
- Knutson lives in Chandler, AZ with his wife Pam...They have three children, Halie, Andrew, and Camille.



JEMILE WEEKS

ROVING INSTRUCTOR

- Joins the organization as a roving instructor in 2022.
- Played in the major leagues for parts of six seasons with the Athletics (2011-2013), Orioles (2014), Red Sox (2014-2015) and Padres (2016).
- Was the American League Rookie of the Month for the month of June in 2011.
- Played in the Cubs organization in 2017 and with Acereros de Monclova of the Mexican League in 2018.
- Was drafted 12th overall by the Oakland Athletics in the 2008 MLB Amateur Draft.
- Played collegiately at the University of Miami from 2006-2008 and was named to *Baseball America's* First-Team Freshman All-American in 2006.
- Was a member of the USA college national team that won the World University Championship in 2006.
- Was an All-State shortstop at Lake Brantley High School in Altamonte, FL.
- Is the younger brother of 14-year major league veteran and All-Star second baseman Rickie Weeks.



HECTOR ALVAREZ**ROVING CATCHING INSTRUCTOR**

- Enters his third season with the Mets organization and first as the roving catching instructor.
- Played professionally in the Mets organization (2008-2011) and the Blue Jays organization (2012).
- From 2017 to 2019 served as a catching instructor in the Los Angeles Dodgers organization.
- Was named a Dominican Summer League mid-season All Star in 2010 as a member of the DSL Mets2.
- Was named a Sterling Organizational Player of the Year in 2010 with the DSL Mets2.
- Signed as international free agent by the Mets on August 7, 2007.
- Hector, 31, resides in Miami, FL with his son and wife.

**PHIL REGAN****SENIOR ADVISOR, PITCHING DEVELOPMENT**

- In his second year as a senior advisor, pitching development in 2021.
- Began the 2019 season as the organization's assistant pitching coordinator until he was promoted to interim major league pitching coach in June.
- Spent three years as the minor league assistant pitching coordinator after spending 2009-2015 as the pitching coach for St. Lucie (A).
- Managed teams in the Venezuelan Winter League from 1989-2009...Managed Leones del Escogido to the Dominican Winter League championship in 1988 and 1989.
- Led the West Michigan Whitecaps (A) of the Midwest League, in the Detroit Tigers organization, during 2002 and 2003 seasons.
- Served as the pitching coach for Team USA in the 2000 Olympics when they won the Gold Medal.
- Was the pitching coach for the Cleveland Indians during the 1999 season and served in the same role for the Chicago Cubs in 1997 and 1998.
- Was the manager of the Baltimore Orioles during the 1995 season, guiding the team to a 71-73 record during the strike-shortened campaign.
- Pitched in 551 major league games, including 105 starts over his 13 seasons...Played for Detroit, Los Angeles-NL, Chicago-NL and Chicago-AL while compiling a 96-81 record with a 3.84 ERA for his career...Was a National League All-Star in 1966...Went 14-1 with a 1.62 ERA as a reliever in 1966.
- Phil, 84, resides in Port St. Lucie, FL with his wife, Lissette Regan.

**METS FIRST-ROUND DRAFT PICKS**


1965	Les Rohr, LHP	1984	Shawn Abner, OF#	2003	Lastings Milledge, OF
1966	Steve Chilcott, C#	1985	Gregg Jefferies, IF	2004	Philip Humber, RHP
1967	Jon Matlack, LHP	1986	Lee May Jr., OF	2005	Mike Pelfrey, RHP
1968	Tim Foli, IF#	1987	Chris Donnels, IF	2006	No Selection
1969	Randy Sterling, RHP	1988	David Proctor, RHP	2007	No Selection
1970	George Ambrow, IF*	1989	Alan Zinter, C	2008	Ike Davis, 1B
1971	Richard Puig, IF	1990	Jeremy Burnitz, OF		Reese Havens, SS
1972	Richard Bengston, C	1991	Al Shirley, OF	2009	No Selection
1973	Lee Mazzilli, OF	1992	Preston Wilson, IF	2010	Matt Harvey, RHP
1974	Cliff Speck, RHP		Chris Roberts, LHP	2011	Brandon Nimmo, OF
1975	Butch Benton, C	1993	Kirk Presley, RHP	2012	Gavin Cecchini, INF
1976	Tom Thurberg, OF	1994	Paul Wilson, RHP#	2013	Dominic Smith, INF
1977	Wally Backman, IF		Terrence Long, IF/OF	2014	Michael Conforto, OF
1978	Hubie Brooks, IF	1995	Ryan Jaronczyk, SS	2015	No Selection
1979	Tim Leary, RHP	1996	Robert Stratton, OF	2016	Justin Dunn, RHP
1980	Darryl Strawberry, OF#	1997	Geoff Goetz, LHP	2017	David Peterson, LHP
	Billy Beane, OF	1998	Jason Tyner, OF	2018	Jarred Kelenic, OF
	John Gibbons, C	1999	No Selection	2019	Brett Baty, INF
1981	Terry Blocker, OF	2000	Billy Traber, LHP	2020	Pete Crow-Armstrong, OF
1982	Dwight Gooden, RHP	2001	Aaron Heilman, RHP	2021	Kumar Rocker, RHP
1983	Eddie Williams, IF		David Wright, IF		
	Stan Jefferson, OF	2000	Scott Kazmir, LHP		

- First Overall Pick

BOBBY FLOYD

SENIOR ADVISOR, PLAYER DEVELOPMENT INITIATIVES

- Is in his 37th season with the Mets...Became a senior advisor in 2009.
- Was inducted into the Appalachian League Hall of Fame in 2019.
- Was a bench coach with the Mets in 2004 and was the Mets infield coach in 2001.
- Has managed at various levels within the organization including Kingsport (R) from 1986-1988, Norfolk (AAA) from 2002-2003 and the Gulf Coast Mets (R) from 2006-2008.
- Served as the Mets minor league coordinator of instruction in 2005.
- From November 29, 1988 until he joined the major leagues in 2001, he worked as the Mets minor league field coordinator and was responsible for on-field instruction, Spring Training and the Winter Instructional League.
- In 1988, named the Appalachian League Manager of the Year and led Kingsport (R) to the league title.
- Managed in the Seattle Mariners organization from 1977-1985...From 1982-1985 he was Seattle's Triple-A manager.
- An infielder, he played in the major leagues for seven years with the Baltimore Orioles (1968-1970) and Kansas City Royals (1970-1974)...Was a player-coach in Omaha (AAA) in 1975.
- Was a member of the 1969 American League Champion Baltimore Orioles team.
- Was the National Association East's (AAA) All-Star shortstop in 1968.
- Signed in 1964 with the Baltimore Orioles.
- Attended UCLA and the University of Missouri, where he studied psychology...Played baseball at UCLA.
- Graduated from El Segundo (CA) High School, where he was the captain of both the baseball and football teams.
- Bobby lives in Mount Dora, FL with his wife, Melody...They have three children, Dan, Benjamin and Sarah.



KEVIN WALSH
Assistant Director,
Player Development



ANDREW CHRISTIE
Assistant Director,
Player Development



TONY DEFRANCESCO
Senior Advisor,
Player Development & Scouting

MURPHY AWARD WINNERS

The John J. Murphy Award is given out annually to the top Mets rookie in Spring Training.

1972	John Milner, IF/OF	1989	Darren Reed, OF	2006	Brian Bannister, RHP
1973	Harry Parker, RHP	1990	Julio Machado, RHP	2007	Joe Smith, RHP
1974	Bob Apodaca, RHP	1991	Pete Schourek, LHP	2008	Jonathon Niese, LHP
1975	John Stearns, C		Doug Simons, LHP	2009	Nick Evans, IF/OF
1976	N/A (Strike Year)	1992	Anthony Young, RHP	2010	Ike Davis, IF
1977	Lee Mazzilli, OF	1993	Mike Draper, RHP	2011	Lucas Duda, OF
1978	Mike Bruhart, RHP	1994	Kelly Stinnett, C	2012	Josh Edgin, LHP
1979	Kelvin Chapman, IF	1995	Edgardo Alfonzo, IF	2013	Travis d'Arnaud, C
1980	Mario Ramirez, IF	1996	Paul Wilson, RHP	2014	Eric Campbell, IF
1981	Tim Leary, RHP	1997	Steve Bieser, OF	2015	Matt Reynolds, IF
1982	Ron Gardenhire, IF	1998	Masato Yoshii, RHP	2016	Travis Tajeron, OF
	Charlie Puleo, RHP	1999	Melvin Mora, IF/OF	2017	Amed Rosario, IF
1983	Darryl Strawberry, OF	2000	Garth Brooks, IF	2018	David Thompson, IF
1984	Ron Darling, RHP	2001	Tsuyoshi Shinjo, OF	2019	Pete Alonso, IF
1985	Roger McDowell, RHP	2002	Jose Reyes, IF	2020	N/A (COVID-19)
1986	Kevin Mitchell, IF/OF	2003	No Selection	2021	Ronny Mauricio, IF
1987	Barry Lyons, C	2004	Orber Moreno, RHP		
1988	Kevin Elster, SS	2005	Dae-Sung Koo, LHP		

MINOR LEAGUE PERFORMANCE

MATT HUNTER

MEDICAL COORDINATOR

- Enters his 18th season in the organization and his fifth as minor league medical coordinator...Spent the previous four seasons as the athletic trainer with St. Lucie (A).
- Was the athletic trainer for Binghamton (AA) from 2011-2013...Served as the athletic trainer for St. Lucie in 2009-2010...Served in the same capacity with Brooklyn (A) from 2006-2008.
- Served as the athletic trainer for Hagerstown (A) of the South Atlantic League in 2005 and as the head trainer for Pulaski (R) of the Appalachian League in 2004.
- In 2004, he graduated from the University of Florida with a Master of Science degree in Athletic Training/Sports Medicine...Graduated from Berry College (GA) in 2001, with a B.S. in Finance and Sports Management...Is a certified strength and conditioning specialist.
- Matt, 42, and his wife, Kendra, live in Port St. Lucie with their two sons.



BOB TARPEY

ATHLETIC TRAINING COORDINATOR

- Joined the organization as a minor league athletic trainer in 2021 after spending the previous 15 seasons with the Toronto Blue Jays, making stops at Triple-A Buffalo, Double-A New Hampshire, High-A Dunedin, Single-A Lansing and Rookie-Level Pulaski.
- Selected as athletic trainer for the 2015 Futures Game at Great American Ball Park...Was named the 2014 Minor League Athletic Trainer of the Year and the Eastern League Athletic Trainer of the Year.
- Selected to the Arizona Fall League, Athletic Trainer, 2010...Named the Midwest League Athletic Trainer of the Year in 2008.
- Prior to working in professional baseball, worked as an athletic trainer with the US Navy.
- Graduated from the University of Maine at Presque Isle and earned his master's at California University of Pennsylvania.
- Tarpey, 41, resides in Winthrop, MA with his wife Erin and twins, Brady and Hannah.



LUKE PASSMAN

PERFORMANCE COACH COORDINATOR

- Begins his fourth season as the minor league performance coach coordinator...He works closely with performance coordinators to ensure continuity throughout the organization.
- Previously, he was the head of sport science support (2016-2018) and head of strength and conditioning (2012-2016) for Sototennis Academy and at Teesside University working with various sports, including running, wrestling, volleyball, table tennis, swimming and boxing.
- Worked within professional Rugby for the Newcastle Falcons during 2009-2010.
- Luke graduated from Teesside University with an MSc in Strength & Conditioning in 2010 and a BSc in Sport and Exercise Science in 2009.
- Luke, 33, is originally from London, England, but currently resides in Jupiter, FL.



PERFORMANCE

Alanna Salituro.....	Rehab and Reconditioning Co-Coordinator
Luke Novosel	Rehab and Reconditioning Co-Coordinator
Jackson Bertoli.....	Sport Science Coordinator
Daniel Yu.....	Assistant Sports Scientist
Samantha Gilmore	Mental Performance Coordinator
Rafael Dubois	Double-A/High A Mental Performance Coach
Emmanuel Goico-Montes de Oca.....	Complex Mental Performance Coach
Abel Encarnacion	D.R. Academy Mental Performance Coach
Maria Bogaert	D.R. Academy Mental Performance Coach
Geordan Stapleton.....	Performance Dietitian
Bella Simpson.....	Assistant Performance Dietitian

MINOR LEAGUE OPERATIONS

RONNY REYES

DIRECTOR, MINOR LEAGUE OPERATIONS

- Begins his fifth season as the director of minor league operations after serving as the manager of St. Lucie operations from 2015-2017...The 2021 season will be his 17th season in the Mets organization.
- Served as the coordinator of international operations from 2013-2015.
- Was the Mets Gulf Coast League administrator from 2006-2012...Joined the organization in 2005 as a baseball operations intern.
- Graduated cum laude from New York Tech in 2004 where he also played baseball.
- Originally from Brentwood, NY, Reyes makes his home in Palm Beach Gardens, FL with his wife, Christina and their son, Brady.



JUAN HENDERSON

DIRECTOR, LATIN AMERICAN OPERATIONS

- Enters his 19th season in the Mets organization.
- Served as the Dominican Academy administrator since 2003 and was promoted to director, Latin American operations in November, 2013.
- Oversees the day-to-day operations and administration.
- Attended Gulf Coast Community College (FL) from 1991-1993...Drafted in the 27th round of the 1992 June Draft by the Angels.
- Played five years (1993-1997) in the Angels minor league system...Was second in the Arizona League with a .323 batting average in 1993 and was third in stolen bases (47) in 1995 in the Midwest League.
- Graduated from Universidad Apeac in Santo Domingo, DR with a degree in Business Administration in 2003.
- Juan, 50, and his wife, Veronica, reside in Santo Domingo, DR with their children: Angel, Alex and Amy.



JOHN MULLIN

Equipment/Operations Manager



DREW DUNTON

Assistant Clubhouse Manager



AMY ROSS

Coordinator, Minor League Operations



NESKYS LIRIANO

Manager of Minor League Education and Life Skills

WEBSTER AWARD WINNERS

The Webster Award is presented in remembrance of Mets minor league pitcher Richard Webster, who tragically lost his life in an attempt to save the lives of friends in danger. It is awarded to the Mets minor league athlete who best exemplifies the integrity and character displayed by Richard in his life and career. The following are past recipients of this award.

1983	Brian Ballard	1994	Edgardo Alfonzo	2008	Josh Thole
1984	Kelvin Chapman	1995	Kevin Morgan	2009	Kai Gronauer
	Herm Winningham	1996	Jay Payton	2010	Luis Rivera
1985	Rick Anderson	1997	Scott Hunter	2011	Jeurys Familia
1986	Al Pedrique	1998	Benny Agbayani	2012	Eddie Rohan
1987	Keith Miller	1999	Pedro Grifol	2013	Hamilton Bennett
1988	Steve Springer	2000	Paul Wilson	2014	Joe Tuschak
	Andre David	2001	Jerrold Riggan	2015	T.J. Rivera
1989	Tim Bogar	2002	Chris Basak	2016	Brandon Nimmo
	Jeff McKnight	2003	David Wright	2017	Colton Plaia
1990	Jeff Gardner	2004	Rodney Nye	2018	Scott Manea
1991	Joe Delli Carri	2005	Joe Hietpas	2019	Luis Carpio
1992	Jeff Gardner	2006	Bobby Malek	2020	Not Awarded
1993	Dale Plummer	2007	Corey Ragsdale	2021	Not Awarded

2022 MINOR LEAGUE STAFF

SYRACUSE METS (TRIPLE-A)

Kevin Boles	Manager
Steve Schrenk	Pitching Coach
Joel Chimelis	Hitting Coach
Jay Pecci	Bench Coach
Hiroto Kawamura	Athletic Trainer
Anthony Olivieri	Athletic Trainer
Alex Tavaréz	Performance Coach

BINGHAMTON RUMBLE PONIES (DOUBLE-A)

Reid Brignac	Manager
Jerome Williams	Pitching Coach
Tommy Joseph	Hitting Coach
Mariano Duncan	Bench Coach
Vanessa Weisbach	Athletic Trainer
Ryan Orr	Performance Coach

BROOKLYN CYCLONES (HIGH-A)

Luis Rivera	Manager
A. J. Sager	Pitching Coach
Richie Benes	Hitting Coach
Chris Newell	Bench Coach
Chris Jacobs	Development Coach
Austin Dayton	Athletic Trainer
Drew Skrocki	Performance Coach

ST. LUCIE METS (SINGLE-A)

Robbie Robinson	Manager
Victor Ramos	Pitching Coach
Victor Burgos	Hitting Coach
Gilbert Gomez	Bench Coach
Bryce Wheary	Development Coach
Kiyoshi Tada	Athletic Trainer
Kory Wan	Performance Coach

COMPLEX LEAGUE METS

Brian Schneider	Field Coordinator
David Davalillo	Manager
Miguel Bonilla	Pitching Instructor
Kyle Driscoll	Pitching Coordinator
Eduardo Nunez	Hitting Instructor
Collin Hetzler	Hitting Coordinator
Aaron Myers	Bench Coach
Peter Mooney	Infield Coach
Endy Chavez	Outfield Coach
Dakota Herman	Rehab Pitching Coach
Gretchen Aucoin	Development Coach
Adam Devery	Athletic Trainer
Paul Gonzales	Athletic Trainer
Tavian Craft	Performance Coach
Juan Rodriguez	Performance Coach

DSL METS #1

Manny Martinez	Manager
Christian Martinez	Pitching Coach
Leo Hernandez	Hitting Coach
Anderson Hernandez	Bench Coach
Juan Jose de los Santos	Athletic Trainer
Jose Diaz	Performance Coach
Guillermo Colina	Performance Coach

DSL METS #2

Yucarybert de la Cruz	Manager
Wander Cabrera	Pitching Coach
Alejandro Diaz	Hitting Coach
Mac Seibert IV	Bench Coach
Antonio Sosa	Athletic Trainer
Ismael Campusano	Performance Coach

SYRACUSE METS (AAA) | INTERNATIONAL LEAGUE

ADDRESS: 1 Tex Simone Dr, Syracuse, NY 13208

PHONE: (315) 474-7833

WEBSITE: syracusemets.com

TWITTER: @SyracuseMets

AFFILIATE SINCE: 2019



STADIUM (CAP.): NBT Bank Stadium (11,071) **DIMENSIONS:** LF (330), CF (400), RF (330) **SURFACE:** Natural Grass

KEVIN BOLES **MANAGER**

- Is in his third season with the organization...Will manage Triple-A in 2022.
- Was named the minor league field coordinator prior to the 2020 season.
- Managed the team's Alternate Training Site in Brooklyn, NY in 2020 and served as the major league first base and infield coach during a three-week span that year.
- Spent the 2019 season as the manager of Binghamton (AA) of the Eastern League, his first in the Mets organization and 20th as a full-time minor league manager or coach.
- Was recognized by *Baseball America* as the International League's Best Managerial Prospect after the 2018 season.
- Spent the 2008-2018 seasons in the Red Sox organization, managing at Greenville (A) of the South Atlantic League from 2008-2009, Salem (A) of the Carolina League in 2010, Portland (AA) of the Eastern League from 2011-2013 and Pawtucket (AAA) of the International League from 2014-2018.
- Guided the PawSox to the 2014 Governors' Cup title, winning the International League Championship.
- Managed in Minnesota's system from 2004-2007, making stops at Quad Cities (A) of the Midwest League in 2004, Beloit (A) of the Midwest League in 2005 and Fort Myers (A) of the Florida State League from 2006-2007.
- Managed the AZL Royals 2 (R) in 2003...Skipped at Utica (A), a Marlins affiliate, in 2001.
- Made his managerial debut at age 25 with the GCL Marlins (R) in 2000.
- Played at the University of South Florida before the Chicago Cubs selected him in the 42nd round of the 1998 First-Year Player Draft.
- After two seasons as a player, he followed his father's footsteps into managing...John Boles managed at the major league level with the Florida Marlins for four seasons (1996, 1999-2001)...The elder Boles served as an executive with several teams for over two decades during his career in baseball.



STEVE SCHRENK **PITCHING COACH**

- Schrenk returns for his second season in the organization, both as pitching coach with the Syracuse Mets.
- He joined the organization in June 2021.
- Prior to joining the Mets, Schrenk spent 16 years as a pitching coach in the Phillies system at the Rookie, Low-A, Advanced-A, Double-A, and Triple-A levels.
- Schrenk was drafted by the White Sox in the fourth round of the 1987 draft.
- He played 16 seasons of professional baseball with five organizations from 1987 to 2002, including two years in the majors with the Phillies in 1999 and 2000.
- Steve, lives in Bethlehem, PA, with his wife Jennefer.



JOEL CHIMELIS HITTING COACH

- Begins his fifth season in the Mets organization, all as a hitting coach at the Triple-A level.
- Spent the previous 12 years in the Astros organization...Was the hitting coach at Corpus Christi (AA) from 2016-17.
- Worked as a hitting coach with Corpus Christi in 2012, Quad Cities (A) of the Midwest League from 2013-2016, Lexington (A) of the South Atlantic League in 2011 and Tri-City (A) of the New York-Penn League from 2006-2010.
- Was a hitting coach in the Montreal Expos/Washington Nationals organization in 2004-2005 with Savannah (A) of the South Atlantic League.
- In 2014 was the hitting coach for the PR Winter League Champions Cangrejeros de Santurce.
- Drafted in the 11th-round of the 1988 draft by Oakland...A middle infielder, he spent eight minor league seasons with the Athletics, Giants and Mets...Played 25 games for the Mets' Norfolk affiliate in the International League in 1996.
- Also played in Mexico, Puerto Rico, Taiwan, Korea and Canada.
- Was born in Brooklyn...Played baseball at Howard Junior College (TX) and for the University of Texas in 1988...Named to the 1988 NCAA Central Region team.
- Resides in Orlando, FL with his wife, Carmen, and three daughters, Adriana, Nicole and Gabriela.

**JAY PECCI** BENCH COACH


- Begins his fourth season in the Mets organization and his first at Triple-A.
- Spent last season as the bench coach for the St. Lucie Mets.
- Previously served as the bench coach for the GCL Mets in 2019.
- Originally drafted by the Oakland Athletics in the 11th round of the 1998 First Year Player Draft after graduating from Stanford University.
- Played seven seasons in affiliated baseball with the Oakland Athletics, Seattle Mariners and San Francisco Giants.
- Played seven more seasons in independent leagues before playing overseas in Italy and Germany.
- Served as a player/manager in Germany in 2018 to finish his 21 year playing career.
- Is the grandson of former major leaguer Joe Gantenbein who played for the Philadelphia Athletics under the legendary Connie Mack from 1939-1940.
- Jay and his wife Nadine reside in Novato, CA with their sons, JJ and Lenny.

**PERFORMANCE STAFF**

HIROTO KAWAMURA
Athletic Trainer



ANTHONY OLIVIERI
Athletic Trainer



ALEX TAVAREZ
Performance Coach

BINGHAMTON RUMBLE PONIES [AA] | EASTERN LEAGUE

ADDRESS: 211 Henry St., Binghamton, NY 13901

PHONE: (607) 722-3866

WEBSITE: binggrp.com

TWITTER: @RumblePoniesBB

AFFILIATE SINCE: 1992



STADIUM (CAP.): NYSEG Stadium (6,012)

DIMENSIONS: LF (330), CF (400), RF (330)

SURFACE: Natural Grass

REID BRIGNAC **MANAGER**

- Begins his third year in the organization and his first at Binghamton.
- Spent the 2021 season as the manager of the St. Lucie Mets.
- Was slated to manage Columbia in 2020, his first year as a manager after retiring as a player in 2018.
- Appeared in parts of nine years in the major leagues with the Tampa Bay Rays, Colorado Rockies, Atlanta Braves, Philadelphia Phillies, New York Yankees and Miami Marlins.
- Originally drafted by the Tampa Bay Rays in the second round of the 2004 First Year Player Draft out of St. Amant High School in Louisiana.
- Reid, 36, resides in Tampa, FL, with his wife Lauren and their sons, Reid Jr. and Jace.



JEROME WILLIAMS **PITCHING COACH**

- Enters his fourth season in the Mets organization after retiring in 2018 following a 20-year playing career.
- Moved up to Double-A Binghamton after serving in the same role in St. Lucie in 2021.
- Played 11 years in the major leagues with the Giants, Angels, Cubs, Cardinals, Rangers, Phillies, Nationals and Astros...Compiled a 52-66 record with a 4.59 ERA in 236 career games.
- Is the only player in MLB history to beat one team, three times in a single season, with three different teams...In 2014, he beat Oakland on April 24 (with Houston), July 25 (with Texas) and September 20 (with Philadelphia).
- Originally drafted by the San Francisco Giants in the first round (39th overall) of the 1999 First-Year Player Draft.
- Appeared in the 2003 NLDS as a member of the Giants.
- Played independently in Atlantic League, Mexican League as well as the Chinese Professional Baseball League.
- Jerome, 40, resides in Mission Viejo, CA, with his wife Sarah and their four kids, Tre-Jordan, Alana, Keilani and Tai.



TOMMY JOSEPH **HITTING COACH**

- Is in his second season with the Mets and as a coach after retiring from his playing career following the 2020 season.
- Begins his first season at Double-A Binghamton after serving as hitting coach at St. Lucie.
- Spent two seasons in the major leagues with the Philadelphia Phillies in 2016-17...Hit .247/.297/.460 with 98 runs, 42 doubles, one triple, 43 home runs and 116 RBI in 249 major league games.
- Appeared in parts of 11 seasons as a professional in the Giants, Phillies, Rangers and Red Sox organizations.
- Spent the 2019 season with the LG Twins in the KBO and played for Texas in the Constellation Energy League in 2020.
- Originally selected by the Giants in the second round of the 2009 First-Year Player Draft out of Horizon High School in Scottsdale, AZ.
- Tommy, 30, resides in Ridgway, Colorado with his wife Ali and daughter Gavin.



MARIANO DUNCAN BENCH COACH


- Enters his fourth season in the organization.
- Is in his first year at Double-A after serving as the bench coach for the Brooklyn Cyclones (High-A) in 2020...Served in the same role with Kingsport (R) in 2019.
- Spent the 2018 in the Detroit Tigers system, serving as the hitting coach for West Michigan (A).
- Previously spent eight seasons in the Chicago Cubs organization, serving as the hitting coach for Triple-A Iowa (2017), Class-A Daytona/Myrtle Beach (2013-2016) and two seasons with Double-A Tennessee (2011-2012).
- Duncan began his coaching career with the Gulf Coast League Dodgers in 2003 and spent eight seasons in the Dodgers organization, serving as a coach with Triple-A Las Vegas (2005), Double-A Jacksonville (2004) and the first base coach for the Los Angeles Dodgers from 2006-2010.
- The former infielder played 12 major league seasons with the Dodgers (1985-89), Reds (1989-91, 1995), Phillies (1992-95), Yankees (1996-97) and Blue Jays (1997).
- Duncan was a member of two World Series Champions, the 1990 Cincinnati Reds and the 1996 New York Yankees.
- Inducted into the Dominican Republic Baseball Hall of Fame in 2008.
- Mariano, 58, lives in the Dominican Republic...He has seven children, Mariano, Christopher, Dustin, Jonatan, Damaris, Luis Enrique and Marianny.



PERFORMANCE STAFF



VANESSA WEISBACH
Athletic Trainer



RYAN ORR
Performance Coach

2021 METS DRAFT PICKS

Listed below are the draft picks the Mets signed from their 2021 draft class.

Player	Pos.	B/T	Ht.	Wt.	Birthdate	Round	Pick #
Calvin Ziegler	RHP	R/R	6-0	205	10/3/02	2	46
Dominic Hamel	RHP	R/R	6-2	206	3/2/99	3	81
JT Schwartz	INF	L/R	6-4	215	12/17/99	4	111
Christian Scott	RHP	R/R	6-4	215	6/15/99	5	142
Carson Seymour	RHP	R/R	6-6	260	12/16/98	6	172
Kevin Kendall	INF	L/R	5-10	175	6/25/99	7	202
Mike Vasil	RHP	L/R	6-5	225	3/19/00	8	232
Levi David	RHP	R/R	6-5	220	6/14/99	9	262
Keyshawn Askew	LHP	L/L	6-4	190	1/5/00	10	292
Rowdey Jordan	OF	S/R	5-10	190	1/27/99	11	322
Jack-Thomas Wold	OF	L/L	5-10	220	9/16/99	12	352
Matt Rudick	OF	L/L	5-9	170	7/2/98	13	382
Nathan Lavender	LHP	L/L	6-2	210	1/20/00	14	412
Wyatt Young	INF	L/R	5-7	160	12/5/99	15	442
Trey McLoughlin	RHP	R/R	6-2	210	6/11/99	16	472
Nick Zwack	LHP	L/L	6-3	230	8/1/98	17	502
Kolby Kubichek	RHP	R/R	6-0	180	11/28/99	18	532
Drake Osborn	C	R/R	5-10	190	7/22/98	19	562
Justin Guerrero	INF	R/R	5-9	185	1/11/00	20	592

BROOKLYN CYCLONES (A) | SOUTH ATLANTIC LEAGUE


ADDRESS: 1904 Surf Ave., Brooklyn, NY 11224

PHONE: (718) 449-8497

WEBSITE: brooklyncyclones.com

TWITTER: @BKCyclones

AFFILIATE SINCE: 2001



STADIUM (CAP.): MCU Park (7,000)

DIMENSIONS: LF (315), CF (412), RF (312)

SURFACE: Field Turf

LUIS RIVERA BENCH COACH

- Is set to manage Brooklyn for the first time in 2022...Rivera was named a New York-Penn League All-Star as a member of the Cyclones during the 2009 season...Will become the first former Cyclones player to manage the club.
- Served as the bench coach at Syracuse...Was slated to be the bench coach with Binghamton in 2020...Served as the hitting coach with Columbia in 2019.
- Spent the 2018 season as bench coach at Binghamton (AA)...Was the manager of Kingsport (R) from 2015-2017...Has been with the Mets organization since 2010.
- Spent three seasons as the short-season hitting coordinator (2012-2014)...Also served as a hitting coach at Binghamton (AA) in 2014 when the Binghamton squad won the Eastern League Championship.
- Was the hitting coach for the Scottsdale Scorpions in the Arizona Fall League in 2013.
- Served as hitting coach for Kingsport in 2011.
- Split the 2010 season in Savannah (A) and Kingsport, serving as a player/coach in Savannah and infield coach for Kingsport.
- Was a middle infielder playing in the minor leagues for the Mets and Chicago Cubs from 2005-2010, making it as high as Buffalo (AAA) of the International League in 2009.
- Luis, 38, resides in Miami with his wife, Jessica, and their children, Mateo Rivera and Alanis.



A.J. SAGER PITCHING COACH

- Sager begins his first season with the Mets organization after serving as the minor league pitching coordinator with the Detroit Tigers for the previous eight seasons.
- The 56-year-old spent 20 seasons with the Detroit Tigers organization, including six seasons as the pitching coach with Toledo (AAA).
- Pitched professionally for 12 seasons from 1988-1999, logging time in the San Diego, Colorado, Detroit and Cincinnati organizations.
- In 123-lifetime major league appearances with the Padres (1994), Rockies (1995) and Tigers (1996-98), Sager posted a 12-15 record, with five career saves and a 5.36 ERA.
- He also served as a color analyst for the University of Toledo football network for eight seasons (2000-07).



RICHIE BENES HITTING COACH

- Begins his fourth season in the organization and his first in Brooklyn...He served as a coach with the Cyclones throughout the playoffs during their Championship season in 2019.
- Joined the organization in April of 2019 as a hitting coach at the Dominican Academy...Served as a hitting coach at the Complex League in 2021.
- Was the hitting and infield coach at Saint Peter's University in Jersey City, NJ...Also coached at the University of Bridgeport in Bridgeport, CT and Monroe College in New Rochelle, NY.
- Served as the hitting coach for the Danbury Westerners, a member of the New England Collegiate Baseball League.
- Originally selected by the Kansas City Royals in the 23rd round of the 1996 First Year Player Draft from Christopher Columbus High in The Bronx, NY.
- Played two years in the minors in the Royals system...Also played in Independent leagues including the Northeast League, Texas-Louisiana League, American Association and the Canadian-American League.
- Richie, 43, resides in The Bronx.



CHRIS NEWELL BENCH COACH

- Enters his third season with the Mets and his first in Brooklyn.
- Served as the manager of the Complex League Mets in 2021.
- Previously served as manager of the Birmingham-Bloomfield Beavers in the United Shore Professional Baseball League from 2016-2019.
- Guided the Beavers to consecutive Championships in 2017 & 2018...Was named Manager of the Year in 2016, 2017 & 2018.
- Was a scout with Tampa Bay (1999-2005) and with the New York Yankees (2006-2016).
- Managed the Kalamazoo Kings of the Frontier League in 2003.
- Played parts of two years in the Independent Big South League, Heartland League and Frontier League.
- Served as Oakland University Associate Head Coach/Recruiting Coordinator (2002-2005).
- Chris resides in Clarkston, MI...He has one daughter, Peyton.




CHRIS JACOBS DEVELOPMENT COACH


- Chris Jacobs is in his first season with the New York Mets organization.
- In 2021, served as the player development coach of the Pulaski River Turtles of the Appalachian league.
- Served as the director of quality control for the Fargo- Moorhead RedHawks.
- After his playing career, Jacobs became the head of player development for the K-ville Bulldogs in 2019, developing amateur athletes as well as minor league professional players.
- Played 10 seasons in the minor leagues between the Dodgers, White Sox and Cardinals organizations from 2007-2016.
- Played internationally in Mexico and in Independent baseball from 2016-2019.
- Was drafted by the Los Angeles Dodgers in the 17th round of the 2007 draft.



PERFORMANCE STAFF



AUSTIN DAYTON
Athletic Trainer



DREW SKROCKI
Performance Coach

MEET THE METS

BY RUTH ROBERTS & BILL KATZ

The unofficial theme song of the Mets, this tune was created in 1962

Meet the Mets, meet the Mets,
Step right up and greet the Mets.
Bring your kiddies, bring your wife,
Guaranteed to have the time of your life.
Because the Mets are really sockin' the ball,
Knockin' those home runs over the wall.
East side, West side, everybody's coming down,
To meet the M-E-T-S Mets, of New York town.

Oh, the butcher and the baker and the
people on the streets,
Where did they go? To MEET THE METS!

Oh, they're hollerin' and cheerin' and
they're jumpin' in their seats,
Where did they go? To MEET THE METS!

All the fans are true to the orange and blue,
So hurry up and come on down -
'cause we've got ourselves a ball club,
The Mets of New York town!

Give 'em a yell! Give 'em a hand!
And let 'em know you're rootin' in the stands!
Come on and Meet the Mets, meet the Mets,
Step right up and greet the Mets.
Bring your kiddies, bring your wife,
Guaranteed to have the time of your life.
Because the Mets are really sockin' the ball,
Knockin' those home runs over the wall.
East side, West side, everybody's coming down,
To meet the M-E-T-S Mets,
Of New York town,
Of New York town!!!!

ST. LUCIE METS (A) | FLORIDA STATE LEAGUE

ADDRESS: 31 Piazza Dr., Port St. Lucie, FL 34986

PHONE: (772) 871-2100

WEBSITE: stluciemets.com

TWITTER: @stluciemets

AFFILIATE SINCE: 1988




STADIUM (CAP.): Clover Park (7,000)

DIMENSIONS: LF (338), CF (410), RF (338)

SURFACE: Natural Grass

ROBBIE ROBINSON **MANAGER**

- Begins his second year in the organization and his first as manager of the St. Lucie Mets.
- Joined the organization for the 2021 season and managed the Florida Complex League Mets to a first-place record (32-22) in the FCL East Division.
- Spent the previous three seasons in the Twins organization including the 2020 season at Triple-A Rochester.
- Made his professional managerial debut in 2018, leading the DSL Twins to a 50-22 mark, before going 30-21 with the GCL Twins in 2019.
- Prior to joining the Twins, he spent seven years in various collegiate coaching capacities, with stops at Point Loma Nazarene University (San Diego, CA), Riverside (CA) Community College and Missouri State University...While at Missouri State, he also worked for the Double-A Springfield Cardinals.
- Was mentored by renowned college coaches Dennis Rogers (Riverside) and Keith Guttin (MSU).
- Also managed the Northwoods League's Battle Creek Bombers and was an associate scout for the Baltimore Orioles from 2015-17.
- Played collegiately at Irvine (CA) Valley College before transferring to Valparaiso (IN) University, where he was an All-Horizon League performer...Earned a master's in education from Northcentral University in San Diego, CA.
- The 34 year-old resides with his wife, Katelynn and their children, Ellie and Mila in Gilbert, AZ.



VICTOR RAMOS **PITCHING COACH**

- Begins his fourth year with the Mets and first at St. Lucie.
- Spent the previous two seasons as the pitching coach with the DSL Mets 2.
- Joined the Mets organization as a player development associate for St. Lucie in 2019 where he headed up the team's video operations.
- Originally drafted by the Pirates in the 35th round of the 2000 First-Year Player Draft as a catcher, but converted to pitcher in 2004...Played for the Cubs in 2005 and was selected in the 2006 Minor League Phase of the Rule 5 Draft by the Red Sox...Had "Tommy John" Surgery that ended his career.
- Was a member of the Puerto Rico staff on the last two editions of the World Baseball Classic, serving as a bullpen catcher and video coordinator.
- Has also served as a bench coach with Gigantes de Carolina in the Puerto Rico Winter League and in 2021 as the pitching coach of the Criollos de Caguas.
- Victor, 41, is married to Christie Roque...They have two daughters, Taymarie Ramos and Isadora Rivera and are expecting a daughter in March of 2022.



VICTOR BURGOS **HITTING COACH**

- Victor Burgos, enters his first year with the Mets organization as the St. Lucie hitting coach.
- In 2019, Burgos began his professional coaching career as the hitting coach for the Gary SouthShore RailCats of the American Association.
- Burgos played for Independent League teams Schaumburg, St. Joe and Grand Prairie from 2007-2008.
- Burgos, 34, resides in Fort Worth, Texas with his wife, Julie, and their two children, Samuel and Savannah.



GILBERT GOMEZ BENCH COACH

- Begins his fifth season in the Mets system and his first as St. Lucie bench coach.
- Served as bench coach for the FCL Mets in 2021
- Was slated to be the bench coach with Kingsport (R) in 2020.
- In 2019, Gomez was the bench coach with Columbia (A)...Spent 2018 as the DSL Mets2 (R) hitting coach.
- Served as the hitting coach and third base coach for the 2022 bronze medalist Dominican Republic national team in the Tokyo Olympics.
- Was the bench coach for the DR National Team 2018 U23 World cup, which was held in Colombia.
- Has served as the assistant hitting coach for Leones del Escogido in the Dominican Winter League since 2017 and the quality control coach for Leones del Escogido since 2019.
- Managed the Dominican National Team during the 2017 U-23 Baseball World Cup Qualifier in Panama...The team qualified for the 2018 U-23 Baseball World Cup in Panama.
- Was an outfielder in the Mets minor league system from 2009-2015.
- Graduated from San Francisco De Asis High School in Santo Domingo, Dominican Republic in 2008.
- Comes from a baseball family; his brother Dariel is a professional baseball player for the Seattle Mariners, his brother José is a professional Scout for the Tampa Bay Rays and general manager for Leones Del Escogido in the Dominican Winter League...His brother Hector is one of the top sports journalists in the Dominican Republic.
- Gilbert, 29, resides in Santo Domingo, Dominican Republic.

BRYCE WHEARY DEVELOPMENT COACH

- Bryce Wheary begins his second season in the Mets organization and his first as the St. Lucie Mets development coach.
- Wheary was a player development associate for High-A Brooklyn in 2021.
- Served as the hitting coach for Lackawanna College from August 2020 until February of 2021.
- Was the co-director of hitting development in 2020 for the Pierre Trappers of the Expedition League, a collegiate summer baseball league...Previously worked as a baseball operations intern for the club.
- Graduated with a bachelor's degree from the College of Saint Elizabeth.
- Wheary, 23, resides in Ocean Township, NJ.

PERFORMANCE STAFF

KIYOSHI TADA
Athletic Trainer



KORY WAN
Performance Coach

COMPLEX LEAGUE

ADDRESS: 31 Piazza Dr., Port St. Lucie, FL 34986

PHONE: (772) 871-2100

WEBSITE: stluciemets.com

TWITTER: @stluciemets

AFFILIATE SINCE: 1988




BRIAN SCHNEIDER COMPLEX FIELD COORDINATOR

- Enters his first season as the complex field coordinator...Spent the previous two years on the major league staff, serving as major league field coordinator in 2021 and quality control coach in 2020.
- Was initially hired to manage the Syracuse Mets (AAA) for the 2020 season.
- Was the Marlins major league catching coach from 2016-2019.
- Enjoyed a two-year stint as manager at Single-A Jupiter (2014-15), combining for a 117-160 record.
- Played 13 years in the major leagues as a catcher with Montreal/Washington (2000-07), New York Mets (2008-09) and Philadelphia (2010-12)...Posted a career average of .247 with 67 home runs and 387 RBI in 1,048 games.
- Schneider is a 1995 graduate of Northampton High School (PA), where he played baseball and basketball...Skipped his high school graduation ceremonies to join the Gulf Coast League Expos after being drafted.
- Caught the ceremonial first pitch from President George W. Bush prior to the Nationals regular season debut in Washington on April 4, 2005 vs. Arizona.
- Founded "Catching for Kids Foundation" with his wife Jordan to help underprivileged children on the national level.
- Brian, 45, resides in Jupiter, FL...He is married to his wife Jordan and together the couple has two daughters, Tatum and Haven, and two sons, Calin and Holden.



DAVID DAVALILLO MANAGER

- Enters his 14th season with the organization.
- Will manage the Complex League Mets after serving as the team's infield coach in 2021.
- Was slated to manage the GCL Mets (R) in 2020.
- Was named the 2017 and 2019 Sterling Mets Coach of the Year.
- Spent the previous six seasons as a manager with the DSL Mets2 (R).
- From 2010-2013, served as a coach with the DSL Mets (R).
- Began his coaching career in the Venezuelan Summer League with the Mets affiliate during the 2009 season.
- Previously served as an international scout for the Mets from 2006-2008.
- David, 47, currently lives in Venezuela with his wife, Migdalia, and his children: sons, David and Gabriel, and daughters, Dakary, Dayiri and Mauriel.



MIGUEL BONILLA PITCHING INSTRUCTOR

- Miguel begins second season in the Mets organization and will once again serve as the pitching instructor at the Florida Complex League Mets.
- Spent the previous two years in the Red Sox system as a pitching coach for the GCL Red Sox.
- He began his full-time coaching career in 1997 in the Pirates organization.
- The former minor league pitcher spent 22 seasons from 1997-2018 with the Pirates, Yankees, and Marlins organizations
- He resides in Venice, FL with his wife, Ivonne, and their daughter, Katherine and son, Adonis.




KYLE DRISCOLL COMPLEX PITCHING COORDINATOR

- Begins his third season in the organization.
- Served as the pitching and movement analyst in 2020 and the pitching movement/rehab coach in 2021.
- Worked at Cressey Sports Performance as their pitching coordinator from 2019-2021 as well as their pitching coach and strength coach from 2018-2019.
- Attended Rutgers University where he played baseball for the Scarlet Knights...Graduated with a Bachelor's degree in Labor and Industrial Relations and Criminal Justice at Rutgers.
- Kyle, 27, resides in Stuart, FL with his fiancé, Gabby.



EDUARDO NUÑEZ HITTING INSTRUCTOR

- Is in his third year with the organization and first at the St. Lucie complex.
- Served as the hitting coach for the DSL Mets2 in 2021.
- Joined the organization in 2020 as a video intern.
- Was an associate scout for the Minnesota Twins from 2018-2019.
- Serves as a hitting coach with Gigantes de Carolina in the Puerto Rico Winter League.
- Spent four years in the minor leagues with the Montreal, Washington and Kansas City organizations.
- Graduated from Universidad Interamericana de Puerto Rico in 2012 where he assisted the baseball team.
- Was a former teammate of Mets Manager Luis Rojas while in the Expos organization.
- Eduardo, 36, resides in Puerto Rico with his wife Vanessa López and two daughters, Viveca and Vianna.



COLLIN HETZLER HITTING COORDINATOR

- Enters his second season as the organization's complex hitting coordinator.
- Previously worked as a hitting trainer and operations manager at Driveline Baseball in Kent, WA.
- Played in 103 games (97 starts) at shortstop in two seasons (2011-2012) at Houston Baptist University...Led the team with a .359 batting average in 2012.
- Played his first two seasons of college baseball at Galveston College...Was a First-Team All-Conference selection as a sophomore and was named the team's Offensive Player of the Year as a freshman.
- Earned a MBA from Houston Baptist University in 2017.
- Was a First-Team All-District selection at Aledo High School in Texas.
- His stepfather, Brian Milner, played professionally with the Toronto organization and was with the major league squad in 1978.
- Hetzler, 31, lives in Fort Worth, TX.




AARON MYERS BENCH COACH

- Enters his first season with the organization as the Complex bench coach.
- Began his own travel ball team in Hermosa beach, CA, and worked as a coach with little leaguers as well as high school players.
- Played in the Brewers organization from 1998-2001...Also played with the Independent New Jersey Jackals.
- Selected by the Rockies in the 17th round of the 1994-First Year Player Draft and converted to a pitcher as a member of the Brewers organization.
- Attended Righetti High School in Santa Maria, CA, where he was a *Baseball America* Top 100 prospect.
- Aaron, 45, resides in Hermosa beach, CA.



PETER MOONEY INFIELD COACH

- Joins the organization in 2022 after retiring as a player following the 2021 season.
- Played professionally from 2011 until 2021...Was a member of the Toronto, Miami, Colorado and Minnesota organizations...Also played Independent ball in the Canadian-American Association.
- Was named a mid-season All-Star with Double-A Jacksonville in 2016.
- Selected by the Toronto Blue Jays in the 21st round of the 2011 First-Year Player Draft from the University of South Carolina.
- Was a member of the College World Series Championship team in 2011 at the University of South Carolina.
- Went to Palm Beach Community College in Lake Worth, FL before transferring to USC.
- Married to his wife, Ashley and together they reside in Jupiter, FL.




ENDY CHÁVEZ **OUTFIELD INSTRUCTOR**

- Returns to organization as the outfield instructor at the team's Port St. Lucie Complex.
- Was the bench coach for the Complex League Mets in 2021.
- Was slated to coach with St. Lucie after spending the 2019 season as a coach with Brooklyn.
- The 2019 season marked his first year as a coach after retiring from his playing career following the 2018 season.
- Played parts of 13 seasons in the major leagues with the Mets, Kansas City Royals, Montreal Expos, Washington Nationals, Philadelphia Phillies, Seattle Mariners, Texas Rangers and Baltimore Orioles.
- Began his career in the minor leagues with the Mets in 1997...Played three years in the major leagues with the Mets (2006-2008), appearing in 337 games...Made one of the most memorable catches in franchise history during Game 7 of the 2006 NLCS...Was traded prior to 2009 to Seattle in a package for J.J. Putz.
- Most recently, played in the Independent Atlantic League with the Somerset Patriots in 2018, batting .287 (100-349) in 87 games.
- Won the Atlantic League Batting Title in 2016 when he hit .345 for the Bridgeport Bluefish.



DAKOTA HERMAN **REHAB PITCHING COACH**

- Begins his first season as the team's minor league rehab pitching coach.
- Served as a part-time pitching coach and S&C coach at Cressey Performance from 2019-2020 and joined the staff full-time in May of 2021.
- Received his undergraduate B.S. in Biology from William Penn University, and a MBA from Quinnipiac University in 2021.
- Played at Quinnipiac University where he was named to the MAAC All-Academic Team twice during his tenure.
- Dakota, 25, resides in Stuart, FL.



GRETCHEN AUCOIN **DEVELOPMENT COACH**

- Aucoin joins the Mets as the organization's Complex development coach in 2022.
- Had previously worked in several softball academies in New Zealand from 2018-2021...Was most recently the development officer at Wellington Fastpitch Softball Association in Wellington, New Zealand.
- Played internationally in New Zealand's Premier Fastpitch League.
- Played for the Cleveland Comets of the National Pro Fastpitch League in 2018 and professionally in Bussolengo Italy in 2019.
- Played collegiate softball at Texas Tech University (2013-2014) and the University of Tennessee (2015-2016) as a pitcher, first baseman and designated player...Participated in the 2015 WCWS.
- Was named to the All-Big -2 Second-Team in 2014 and earned conference pitcher of the week honors three times that season.
- Was named to the inaugural Big-12 Academic All-Rookie team in 2013 and the Big-12 All-Academic Softball First-Team in 2014.
- Earned a Masters of Exercise Science at Auburn University in 2017.
- Was named the Mississippi Press Register 2012 Female Athlete of the Year as a basketball player at Ocean Springs High School in Ocean Springs, MS.



PERFORMANCE STAFF



ADAM DEVERY
Athletic Trainer



PAUL GONZALES
Athletic Trainer



TAVIAN CRAFT
Performance Coach



JUAN RODRIGUEZ
Performance Coach

DOMINICAN REPUBLIC ACADEMY



STADIUM: Dominican Academy

DIMENSIONS: LF (335), CF (408), RF (330)

SURFACE: Natural Grass

DOMINICAN STAFF

Yezmin Chalas.....	Coordinator, Dominican Academy's Operations
Carmen Ruiz	Assistant, Dominican Academy's Operations
Rafael Landestoy	Latin America Field Coordinator
Kremlin Martinez.....	DSL Pitching Coordinator
Adrian Abreu.....	Catching Instructor
Jhomelger Garcia.....	Latin America Medical Coordinator
Caitlin Lucas.....	Athletic Trainer
Jose Diaz.....	Lead Performance Coach
Santiago Jimenez	Reconditioning Assistant
Diana Perez.....	Assistant, Education Coordinator.

DSL METS #1

Manny Martinez	Manager
Cristhian Martinez	Pitching Coach
Leo Hernandez.....	Hitting Coach
Anderson Hernandez	Bench Coach
Juan Jose de los Santos.....	Athletic Trainer
Jose Diaz.....	Performance Coach
Guillermo Colina.....	Performance Coach
Abel Encarnacion	Mental Performance Coach

DSL METS #2

Yucarybert de la Cruz.....	Manager
Wander Cabrera.....	Pitching Coach
Alejandro Diaz.....	Hitting Coach
Mac Seibert IV.....	Bench Coach
Antonio Sosa.....	Athletic Trainer
Ismael Campusano.....	Performance Coach
Maria Bogaert	Mental Performance Coach

DOMINICAN BASEBALL ACADEMY

The New York Mets Dominican Baseball Academy opened in the summer of 2008 and provides the Mets a permanent presence in the Dominican Republic. Built on over 37 acres of land, the academy features three full fields (including a replica Citi Field), one half-field, four large batting tunnels, a spacious weight room, a clubhouse and training room facilities.

Players and coaches live in a modern dormitory style building that can house up to 64 permanent players, 20 tryout players and coaches. There are also two classrooms and a computer lab that is utilized to hold high-school level courses and English classes so that players have access to education while living at the complex.

To entertain players in their time between the ball field and the classroom, there are lounges equipped with televisions, video games, ping-pong tables, and a swimming pool.

RAFAEL LANDESTOY

LATIN AMERICA FIELD COORDINATOR

- Beginning his 15th year as the international field coordinator where he oversees instruction for the Mets Dominican Summer League teams.
- Served as the minor league infield coordinator for the Tigers organization from 2000-2007.
- Worked as both the outfield and baserunning coordinator as well as the manager of the Arizona League affiliate in the Diamondbacks system from 1998-1999.
- Was a coach with the Mets during the 1996 season, assuming the role of first base coach on August 26 for the remainder of the year...Managed St. Lucie (A) of the Florida State League from 1994-1995, leading the team to a 132-138 record during his tenure.
- Has worked with six different organizations during his coaching career...Started as the first base coach for the New York Yankees in 1986, followed by a stint in the same role with the Montreal Expos in 1989.
- Rafael played eight major league campaigns with Los Angeles-NL, Cincinnati and Houston...Played in the 1977 World Series as a member of the Dodgers.



KREMLIN MARTINEZ

DSL PITCHING COORDINATOR

- Begins his third year in the organization.
- Spent the 2003-2019 years in the Dodgers system...Most recently served as the organization’s assistant pitching coordinator.
- Was the field coordinator and a manager at Campo Las Palmas DSL in 2014, the pitching coordinator in 2013, the pitching coach for the AZL Dodgers in 2012, the pitching coach at Class-A in 2011, the pitching coach at Rookie-level in 2010, the pitching coach for the DSL Dodgers from 2007-09, an area scout in the Dominican Republic from 2006-07 and an assistant pitching coach for the GCL Dodgers from 2003-05.
- Martinez was originally signed by the Cleveland Indians out of the Dominican Republic in 1999 and retired as a player in 2001.
- Kremlin, 41, lives in Santo Domingo, DR.



ADDITIONAL STAFF

Yezmin Chalas.....	Coordinator, Dominican Academy’s Operations
Carmen Ruiz	Assistant, Dominican Academy’s Operations
Adrian Abreu.....	Catching Instructor
Jhomelger Garcia.....	Latin America Medical Coordinator
Caitlin Lucas.....	Athletic Trainer
Jose Diaz.....	Lead Performance Coach
Santiago Jimenez	Reconditioning Assistant
Diana Perez.....	Assistant, Education Coordinator.

DSL METS #1 (R) | DOMINICAN SUMMER LEAGUE

ADDRESS: Carretera Jubey Km #2, Jubey, Dominican Republic

PHONE: (809) 622-8443 **AFFILIATE SINCE:** 1992

2019 DSL MID-SEASON ALL-STAR: Federico Polanco (INF)



MANNY MARTINEZ **MANAGER**

- Begins his eighth season as a manager for the DSL Mets (R)...Spent 2010-2014 as a coach with the DSL Mets.
- Played in the major leagues for the Seattle Mariners (1996), Philadelphia Phillies (1996), Pittsburgh Pirates (1999) and Montreal Expos (2000).
- Was in the Oakland Athletics organization from 1988-1994...Also played in the minor leagues for the Chicago Cubs (1995) and Florida Marlins (2000).
- Was named to the California League All-Star team in 1991, 1992 and 1993 while playing in the Athletics' minor league system.
- Played in the Dominican Winter League for the Aguilas Cibaenas and the Tigres del Licey from 1994-2009...Was the Rookie of the Year in 1994...Helped win four Championships with Licey and one Caribbean Series.
- Played in Korea for the Samsung Lions in 2001 and the LG Twins 2002 and 2003.
- Played in the Mexican Pacific League from 2004-2008 for the Tigres de Quintana Roo and Pericos de Puebla.
- Manny, 51, and his wife Raysa reside in San Pedro de Macoris with their children Natalie, Gerlim and Laisa.



CRISTHIAN MARTINEZ **PITCHING COACH**

- Begins his third season as the pitching coach with the DSL Mets.
- Played five seasons in the major leagues with the Marlins and the Braves, compiling a 7-8 record with a 4.02 ERA (92 earned runs/206.0 innings) with 52 walks and 163 strikeouts in 135 career games.
- He was originally signed in 2003 with the Detroit Tigers...Was selected in the 2006 Rule 5 draft by the Marlins...Claimed off waivers by the Braves in 2010.
- Played for Tiger del Licey in 2004 in the Dominican Winter League.
- Martinez, 39, resides in Santo Domingo with his wife, Freivelise Rivera, and their children, Marfrey Martinez Rivera and Cristhian Freymar.



LEO HERNANDEZ **HITTING COACH**

- Begins his 25th year with the Mets organization and 12th with the DSL Mets...Spent 2001-2010 with the Venezuelan Mets, including three seasons as manager from 2007-2009.
- Was signed by the Mets in December of 1995 and played in the organization for three years before a career-ending injury.
- Hit .260 for the Dominican Summer League Mets in 1996 and .342 in 1997.
- Played his final season in 1998 for the VSL Mets and batted .310.
- Leo, 44, and his wife, Glendy, have three children, Ashley, Victoria and Ashton.



ADDITIONAL STAFF



ANDERSON HERNANDEZ
DSL Bench Coach



JUAN JOSE DE LOS SANTOS
Athletic Trainer



JOSE DIAZ
Performance Coach



GUILLERMO COLINA
Performance Coach

DSL METS #2 (R) | DOMINICAN SUMMER LEAGUE

YUCARYBERT DE LA CRUZ **MANAGER**

- Returns for his fifth season as the manager of the DSL Mets2 and his sixth season on staff overall.
- Assisted at the Mets' Dominican Academy in 2014.
- Signed by the Mets as a non-drafted free agent in 2009.
- Played five years in the Mets organization, reaching St. Lucie (A) in 2013.
- Hit .238 (255-1,072) with eight home runs and 104 RBI in 288 minor league games...Batted a career-best .296 (84-284) over 71 games with the DSL Mets (R) in 2009.
- Yucarybert, 31, lives in Santo Domingo, Dominican Republic.




WANDER CABRERA **PITCHING COACH**

- Begins his first year in the Mets organization.
- Retired as a player following the 2019 season...Played five seasons in the Chicago Cubs and Colorado Rockies organizations.
- Posted a 14-7 record with a 3.99 ERA with 107 walks and 183 strikeouts across 60 career games.
- Wander, 24, resides in Santo Domingo, DR.



ALEJANDRO DÍAZ **HITTING COACH**

- Is in his first season as the DSL Mets2 hitting coach.
- Worked as the try-out coach in the DR in 2021.
- Spent 2019 with the DR instructional team as an intern manager and the 2018 season as the DSL infield coach intern.
- Originally signed by the Mets as a non-drafted free agent in 2013...Spent almost five years in the farm system.
- Alejandro, 25, resides in Venezuela.



PERFORMANCE STAFF



MAC SEIBERT IV
Bench Coach



ANTHONY SOSA
Athletic Trainer



ISMAEL CAMPUSANO
Performance Coach

PLAYER DEVELOPMENT AWARD WINNERS

1982

TIDEWATER (AAA)	Brian Giles, 2B
JACKSON (AA)	D. Strawberry, OF & J. Bittiger, RHP
LYNCHBURG (A)	Jody Johnston, RHP
SHELBY (A)	John Christensen, OF
LITTLE FALLS (A)	Dave Cochrane, 3B & Jason Felice, OF
KINGSPORT (R)	Richard Diaz, 2B

1983

TIDEWATER (AAA)	Clint Hurdle, 3B
JACKSON (AA)	J. Gibbons, C & H. Winningham, OF
LYNCHBURG (A)	L. Dykstra, OF & D. Gooden, RHP
CAPITAL CITY (A)	K. Brown, LHP & S. Springer, 2B
LITTLE FALLS (A)	J. Innis, RHP & S. Jefferson, OF
SARASOTA (R)	Marcus Lawton, SS

1984

TIDEWATER (AAA)	Wes Gardner, RHP
JACKSON (AA)	Calvin Schiraldi, RHP
LYNCHBURG (A)	B. Lyons, C & R. Myers, LHP
CAPITAL CITY (A)	Kyle Hartshorn, RHP
LITTLE FALLS (A)	Scott Little, OF & Mark Davis, RHP
KINGSPORT (R)	Shawn Abner, OF

1985

TIDEWATER (AAA)	Billy Beane, OF
JACKSON (AA)	Barry Lyons, C/1B
LYNCHBURG (A)	S. Abner, OF & K. Hartshorn, RHP
CAPITAL CITY (A)	Marcus Lawton, OF
LITTLE FALLS (A)	Brian Givens, LHP
KINGSPORT (R)	Gregg Jefferies, SS

1986

TIDEWATER (AAA)	Dave Magadan, IF
JACKSON (AA)	Keith Miller, 2B
LYNCHBURG (A)	Gregg Jefferies, SS
CAPITAL CITY (A)	K. Armstrong, RHP & J. Contreras, OF
LITTLE FALLS (A)	Pete Bauer, RHP
KINGSPORT (R)	Juan Marina, RHP

1987

TIDEWATER (AAA)	Randy Milligan, IF
JACKSON (AA)	Gregg Jefferies, IF
LYNCHBURG (A)	Todd Welborn, RHP
CAPITAL CITY (A)	Robbie Hernandez, LHP
LITTLE FALLS (A)	Steve Newton, RHP
KINGSPORT (R)	Alex Diaz, SS

1988

TIDEWATER (AAA)	Phil Lombardi, C & Dave West, LHP
JACKSON (AA)	Blaine Beatty, LHP
ST. LUCIE (A)	Tim Bogar, SS & Kevin Brown, LHP
CAPITAL CITY (A)	Todd Hundley, C
LITTLE FALLS (A)	Mike Miller, RHP
KINGSPORT (R)	Dale Plummer, RHP
	V. Zawaski, 1B & D. Furmanik, RHP

1989

TIDEWATER (AAA)	Tom O'Malley, IF
JACKSON (AA)	Julio Valera, RHP & Zoilo Sanchez, OF
ST. LUCIE (A)	Chris Donnels, IF
CAPITAL CITY (A)	Todd Hundley, C
PITTSFIELD (A)	G. Langbehn, LHP & C. Butterfield, IF
KINGSPORT (R)	James Harris, C
SARASOTA (R)	Butch Huskey, IF

1990

TIDEWATER (AAA)	Kelvin Torve, IF
JACKSON (AA)	Anthony Young, RHP
ST. LUCIE (A)	Nikko Riesgo, 1B
CAPITAL CITY (A)	Tim Howard, IF & Tito Navarro, IF
PITTSFIELD (A)	Jeremy Burnitz, OF
KINGSPORT (R)	Aaron Ledesma, IF & Omar Garcia, 1B
SARASOTA (R)	Jerome Tolliver, OF

1991

TIDEWATER (AAA)	Chris Donnels, IF
WILLIAMSPORT (AA)	Jeremy Burnitz, OF
ST. LUCIE (A)	Julian Vasquez, RHP
CAPITAL CITY (A)	B. Huskey, IF & J. Martinez, RHP
PITTSFIELD (A)	Randy Curtis, OF
KINGSPORT (R)	Ricky Otero, OF
SARASOTA (R)	Edgardo Alfonzo, IF

1992

TIDEWATER (AAA)	Steve Springer, IF
JACKSON (AA)	Bobby Jones, RHP
ST. LUCIE (A)	Fernando Vina, IF
CAPITAL CITY (A)	Quilvio Veras, IF
PITTSFIELD (A)	Edgardo Alfonzo, IF
KINGSPORT (R)	Don White, OF
GULF COAST (R)	Rafael Guerrero, OF

1993

NORFOLK (AAA)	Bobby Jones, RHP
BINGHAMTON (AA)	Butch Huskey, 3B
ST. LUCIE (A)	Randy Curtis, OF
CAPITAL CITY (A)	Guillermo Garcia, C
PITTSFIELD (A)	Mike Welch, RHP
KINGSPORT (R)	Cesar Diaz, C
GULF COAST (R)	Joe Atwater, LHP

1994

NORFOLK (AAA)	Aaron Ledesma, SS
BINGHAMTON (AA)	Rickey Otero, OF
ST. LUCIE (A)	Rey Ordoñez, SS
CAPITAL CITY (A)	Randy Warner, OF
PITTSFIELD (A)	Jay Payton, OF
KINGSPORT (R)	Jesus Sanchez, LHP
GULF COAST (R)	Jose Lopez, 3B

1995

NORFOLK (AAA)	B. Huskey, IF & J. Istringhausen, RHP
BINGHAMTON (AA)	Jay Payton, OF & Eric Ludwick, RHP
ST. LUCIE (A)	Sandy Pichardo, SS
CAPITAL CITY (A)	Sean Johnston, LHP
PITTSFIELD (A)	Fletcher Bates, OF & Robert Daly, IF
KINGSPORT (R)	J. Patterson, IF & J. Simpson, OF
GULF COAST (R)	Octavio Dotel, RHP

1996

NORFOLK (AAA)	Derek Wallace, RHP
BINGHAMTON (AA)	Chris Saunders, IF
ST. LUCIE (A)	Scott Hunter, OF & Arnold Gooch, RHP
CAPITAL CITY (A)	Nelson Figueroa, RHP
PITTSFIELD (A)	Corey Erickson, IF
KINGSPORT (R)	Pee Wee Lopez, C
GULF COAST (R)	Ray Lovingood, LHP

1997

NORFOLK (AAA)	Roberto Petagine, 1B
BINGHAMTON (AA)	Tate Seefried, 1B & Jesus Sanchez, LHP
ST. LUCIE (A)	Fletcher Bates, OF
CAPITAL CITY (A)	Danny Ramirez, OF & Grant Roberts, RHP
PITTSFIELD (A)	Scott Corner, LHP
KINGSPORT (R)	Maurice Bruce, IF/OF
GULF COAST (R)	Endy Chavez, OF

1998

NORFOLK (AAA)	Jeff Tam, RHP
BINGHAMTON (AA)	Scott Hunter, OF
ST. LUCIE (A)	Kenny Humphrey, RHP
CAPITAL CITY (A)	Alex Escobar, OF & Kevin Dougherty, LHP
PITTSFIELD (A)	Allen Dina, OF
KINGSPORT (R)	Yon German, LHP
GULF COAST (R)	Alfredo Garcia, OF

1999

NORFOLK (AAA)	Todd Haney, IF
BINGHAMTON (AA)	Jason Tyner, OF
ST. LUCIE (A)	Dicky Gonzalez, RHP
CAPITAL CITY (A)	Earl Snyder, IF
PITTSFIELD (A)	Rodney Nye, IF
KINGSPOUR (R)	Gil Velazquez, IF
GULF COAST (R)	Orlando Roman, RHP

2000

NORFOLK (AAA)	Timo Perez, OF
BINGHAMTON (AA)	Alex Escobar, OF
ST. LUCIE (A)	Earl Snyder, IF
CAPITAL CITY (A)	Marvin Seale, OF
PITTSFIELD (A)	Chris Basak, IF
KINGSPOUR (R)	Chad Bowen, RHP

2001

NORFOLK (AAA)	Pete Walker, RHP
BINGHAMTON (AA)	Rob Stratton, OF
ST. LUCIE (A)	Billy Traber, LHP
CAPITAL CITY (A)	Craig Brazell, 1B & Jose Reyes, IF
BROOKLYN (A)	Ross Peoples, LHP & Jay Caligiuri, 1B
KINGSPOUR (R)	Justin Huber, C

2002

PLAYER OF THE YEAR	Jose Reyes, IF
PITCHER OF THE YEAR	David Mattox, RHP
NORFOLK (AAA)	Marco Scutaro, IF
BINGHAMTON (AA)	Prentice Redman, OF
ST. LUCIE (A)	Craig Brazell, 1B
CAPITAL CITY (A)	Justin Huber, C & David Wright, 3B
BROOKLYN (A)	Kevin Deaton, RHP
KINGSPOUR (R)	Jamar Hill, OF

2003

PLAYER OF THE YEAR	Mike Jacobs, C
PITCHER OF THE YEAR	Matt Peterson, RHP
NORFOLK (AAA)	Jeremy Griffiths, RHP
BINGHAMTON (AA)	Rodney Nye, 3B
ST. LUCIE (A)	David Wright, 3B
CAPITAL CITY (A)	Aarom Baldiris, 3B
BROOKLYN (A)	Ian Bladergroen, 1B
KINGSPOUR (R)	Tyler Davidson, OF

2004

PLAYER OF THE YEAR	David Wright, IF
PITCHER OF THE YEAR	Yusmeiro Petit, RHP
STERLING ROOKIE OF THE YEAR	Lastings Milledge, OF
NORFOLK (AAA)	Victor Diaz, OF
BINGHAMTON (AA)	Angel Pagan, OF
ST. LUCIE (A)	Brett Harper, IF
CAPITAL CITY (A)	Blake Whealy, IF
BROOKLYN (A)	Ambiorix Concepcion, OF
KINGSPOUR (R)	Jesus Gamero, OF
GULF COAST (R)	Jesus Flores, C

2005

PLAYER OF THE YEAR	Mike Jacobs, IF/C
PITCHER OF THE YEAR	Brian Bannister, RHP
NORFOLK (AAA)	Jason Scobie, RHP
BINGHAMTON (AA)	Anderson Hernandez, IF
ST. LUCIE (A)	Andy Wilson, 1B
HAGERSTOWN (A)	Carlos Gomez, OF
BROOKLYN (A)	Joe Holden, OF
KINGSPOUR (R)	Matt Anderson, 3B
GULF COAST (R)	Emmanuel Garcia, SS

2006

PLAYER OF THE YEAR	Mike Carp, 1B
PITCHER OF THE YEAR	Mike Devaney, RHP
NORFOLK (AAA)	Lastings Milledge, OF
BINGHAMTON (AA)	M. Abreu, 1B, C. Gomez, OF
ST. LUCIE (A)	Jesus Flores, C
HAGERSTOWN (A)	F. Martinez, OF & J. Niese, LHP
BROOKLYN (A)	Dustin Martin, OF
KINGSPOUR (R)	Emmanuel Garcia, IF
GULF COAST (R)	Josh Stinson, RHP
DOMINICAN SUMMER LG. (R)	Greg Veloz, IF
VENEZUELAN SUMMER LG. (R)	Gabriel Zavala, OF

2007

PLAYER OF THE YEAR	Anderson Hernandez, IF
PITCHER OF THE YEAR	Kevin Mulvey, RHP
NEW ORLEANS (AAA)	Willie Collazo, LHP
BINGHAMTON (AA)	Carlos Muniz, RHP
ST. LUCIE (A)	Daniel Murphy, 3B
SAVANNAH (A)	Brahiam Maldonado, OF
BROOKLYN (A)	Dylan Owen, RHP
KINGSPOUR (R)	Jose Jimenez, 3B
GULF COAST (R)	Ezequiel Carrera, OF
DOMINICAN SUMMER LG. (R)	Pedro Zapata, OF
VENEZUELAN SUMMER LG. (R)	Ruben Tejada, SS

2008

CO-PLAYERS OF THE YEAR	D. Murphy, IF & N. Evans, IF
PITCHER OF THE YEAR	Jonathon Niese, LHP
NEW ORLEANS (AAA)	Brian Stokes, RHP
BINGHAMTON (AA)	Mike Carp, 1B
ST. LUCIE (A)	Dillon Gee, RHP
SAVANNAH (A)	Gregory Veloz, 2B
BROOKLYN (A)	Brad Holt, RHP
KINGSPOUR (R)	Wilmer Flores, SS
GULF COAST (R)	Jefry Marte, 3B
DOMINICAN SUMMER LG. (R)	Gonzalez Germen, RHP
VENEZUELAN SUMMER LG. (R)	Jhonathan Torres, LHP

2009

PLAYER OF THE YEAR	Ike Davis, 1B
PITCHER OF THE YEAR	Jeury Familia, RHP
BUFFALO (AAA)	Jesus Feliciano, OF
BINGHAMTON (AA)	Josh Thole, C
ST. LUCIE (A)	Kirk Nieuwenhuis, OF
SAVANNAH (A)	Robert Carson, LHP
BROOKLYN (A)	Mark Cohoon, LHP
KINGSPOUR (R)	Jeff Flagg, 1B
GULF COAST (R)	Julio Concepcion, OF
DOMINICAN SUMMER LG. (R)	Alexander Sanchez, 1B
VENEZUELAN SUMMER LG. (R)	Andres Perez, OF

2010

PLAYER OF THE YEAR	Lucas Duda, OF
PITCHER OF THE YEAR	Mark Cohoon, LHP
BUFFALO (AAA)	Dillon Gee, RHP
BINGHAMTON (AA)	Kirk Nieuwenhuis, OF
ST. LUCIE (A)	Wilmer Flores, IF
SAVANNAH (A)	Cesar Puello, OF
BROOKLYN (A)	Darrell Ceciliani, OF
KINGSPOUR (R)	Aderlin Rodriguez, IF
GULF COAST (R)	Domingo Tapia, RHP
DOMINICAN SUMMER LG-1 (R)	Eudy Pina, OF
DOMINICAN SUMMER LG-2 (R)	Hector Alvarez, C

2011

PLAYER OF THE YEAR	Josh Satin, IF
PITCHER OF THE YEAR	Darin Gorski, LHP
BUFFALO (AAA)	Chris Schwinden, RHP
BINGHAMTON (AA)	Jeury's Familia, OF
ST. LUCIE (A)	Matt Harvey, RHP
SAVANNAH (A)	Angel Cuan, LHP
BROOKLYN (A)	Danny Muno, IF
KINGSPORT (R)	Cam Maron, C
GULF COAST (R)	Rafael Montero, RHP
DOMINICAN SUMMER LG-1 (R)	Maikis De La Cruz OF
DOMINICAN SUMMER LG-2 (R)	Persio Reyes, RHP

2012

PLAYER OF THE YEAR	Wilmer Flores, IF
PITCHER OF THE YEAR	Rafael Montero, RHP
BUFFALO (AAA)	Matt Harvey, RHP
BINGHAMTON (AA)	Zack Wheeler, RHP
ST. LUCIE (A)	Alonzo Harris, IF
SAVANNAH (A)	Michael Fulmer, RHP
BROOKLYN (A)	Hansel Robles, RHP
KINGSPORT (R)	Miller Diaz, RHP
DOMINICAN SUMMER LG-1 (R)	Yoryi Nuez, RHP
DOMINICAN SUMMER LG-2 (R)	Vicente Lupo, OF

2013

CO-PLAYERS OF THE YEAR	Allan Dykstra, IF & Kevin Plawecki, C
PITCHER OF THE YEAR	Gabriel Ynoa, RHP
LAS VEGAS (AAA)	Rafael Montero, RHP
BINGHAMTON (AA)	Noah Syndergaard, RHP & Jeff Walter, RHP
ST. LUCIE (A)	Dustin Lawley, IF/OF
SAVANNAH (A)	Jayce Boyd, IF
BROOKLYN (A)	Robert Gsellman, RHP
KINGSPORT (R)	Robert Whalen, RHP
GULF COAST (R)	Dominic Smith, IF
DOMINICAN SUMMER LG-1 (R)	John Mora, OF
DOMINICAN SUMMER LG-2 (R)	Jose Medina, RHP

2014

PLAYER OF THE YEAR	Dilson Herrera, IF
PITCHER OF THE YEAR	Steven Matz, LHP
LAS VEGAS (AAA)	Matt Reynolds, IF
BINGHAMTON (AA)	Kevin Plawecki, C
ST. LUCIE (A)	Brandon Nimmo, OF
SAVANNAH (A)	Dario Alvarez, LHP & Akeel Morris, RHP
BROOKLYN (A)	Marcos Molina, RHP
KINGSPORT (R)	Vicente Lupo, OF
GULF COAST (R)	John Mora, OF
DOMINICAN SUMMER LG-1 (R)	Ali Sanchez, C
DOMINICAN SUMMER LG-2 (R)	Walter Rasquin, IF

2015

PLAYER OF THE YEAR	Michael Conforto, OF
PITCHER OF THE YEAR	Robert Gsellman, RHP
LAS VEGAS (AAA)	Travis Tajerion, OF
BINGHAMTON (AA)	Gavin Cecchini, IF
ST. LUCIE (A)	Dominic Smith, IF
SAVANNAH (A)	Luis Guillorme, IF
BROOKLYN (A)	Alex Palsha, RHP
KINGSPORT (R)	Patrick Mazeika, C & Kevin Kaczmarski, OF
GULF COAST (R)	Adonis Uceta, RHP
DOMINICAN SUMMER LG-1 (R)	Wagner Lagrange, OF
DOMINICAN SUMMER LG-2 (R)	Nicolas Debora, RHP

2016

PLAYER OF THE YEAR	Amed Rosario, IF & Brandon Nimmo, OF
PITCHER OF THE YEAR	P.J. Conlon, LHP
LAS VEGAS (AAA)	T.J. Rivera, IF
BINGHAMTON (AA)	Dominic Smith, IF
ST. LUCIE (A)	Tomas Nido, C
COLUMBIA (A)	David Thompson, IF
BROOKLYN (A)	Desmond Lindsay, OF
KINGSPORT (R)	Thomas Szapucki, LHP
GULF COAST (R)	Carlos Sanchez, C
DOMINICAN SUMMER LG-1 (R)	Raul Beracierta, OF
DOMINICAN SUMMER LG-2 (R)	Andres Gimenez, IF

2017

PLAYER OF THE YEAR	Dominic Smith, IF
PITCHER OF THE YEAR	Corey Oswalt, RHP
LAS VEGAS (AAA)	Amed Rosario, IF
BINGHAMTON (AA)	Luis Guillorme, IF
ST. LUCIE (A)	Jhoan Urena, IF
COLUMBIA (A)	Jordan Humphreys, RHP
BROOKLYN (A)	Nicolas Debora, RHP
KINGSPORT (R)	Rigoberto Terrazas, IF
GULF COAST (R)	Jaison Vilela, RHP
DOMINICAN SUMMER LG-1 (R)	Miguel Ramirez, RHP
DOMINICAN SUMMER LG-2 (R)	Yoel Romero, IF & Luis Santana, IF

2018

PLAYER OF THE YEAR	Peter Alonso, IF
PITCHER OF THE YEAR	Justin Dunn, RHP
LAS VEGAS (AAA)	Drew Gagnon, RHP
BINGHAMTON (AA)	Jeff McNeil, IF
ST. LUCIE (A)	Andres Gimenez, IF
COLUMBIA (A)	David Peterson, LHP
BROOKLYN (A)	Ross Adolph, OF
KINGSPORT (R)	Luis Santana, IF
GULF COAST (R)	Ronny Mauricio, IF
DOMINICAN SUMMER LG-1 (R)	Andres Regnault, C
DOMINICAN SUMMER LG-2 (R)	Christofer Dominguez (LHP)

2019

HITTER OF THE YEAR	Mark Vientos, INF
PITCHER OF THE YEAR	Kevin Smith, LHP
DEFENDER OF THE YEAR	Andrés Giménez, IF
BASERUNNER OF THE YEAR	Sam Haggerty, INF/OF
DSL PLAYER OF THE YEAR	Freddy Valdez, OF
DSL PITCHER OF THE YEAR	Ronny Rincones, RHP
COACH OF THE YEAR	GCL Manager David Davalillo

2020

NO AWARDS WERE ISSUED

2021

PLAYER OF THE YEAR	Francisco Alvarez, C
PITCHER OF THE YEAR	Adam Oller, RHP
DSL PLAYER OF THE YEAR	Kevin Villavicencio, INF
DSL PITCHER OF THE YEAR	Joel Diaz, RHP
STAFF MEMBERS OF THE YEAR	Matt Hunter & Kyle Driscoll

*From 1982 until 2019, the awards were named the **Doubleday/Sterling Awards**. The names were changed to the **Player Development Awards** in 2021.

MINOR LEAGUE PLAYER BIOS

ABAD, YEREMI RIGHT-HANDED PITCHER

HT: 6-1 WT: 183 B/T: R/R

BORN: 1/25/02 in Santo Domingo, Dominican Republic

RESIDES: Santo Domingo, Dominican Republic

SIGNING SCOUT: Fernando Encarnacion

ACQUIRED (SIGNED): Signed as a non-drafted free agent in 2019 (3/7/19)

YR	CLUB	W-L	ERA	G	GS	CG	SHO	SV	IP	H	R	ER	HR	HB	BB	SO	WP	BK
19	DSL Mets1 (R)	3-2	9.89	15	5	0	0	0	23.2	25	30	26	2	8	34	23	14	2
21	FCL Mets (R)	0-0	11.57	2	0	0	0	0	2.1	5	3	3	0	0	3	2	3	0
Minor League Totals		3-2	10.04	17	5	0	0	0	26.0	30	33	29	2	8	37	25	17	2

ACOSTA, DAISON RIGHT-HANDED PITCHER

HT: 6-2 WT: 196 B/T: R/R

BORN: 8/24/98 in Paraiso, Dominican Republic

RESIDES: Barahona, Dominican Republic

SIGNING SCOUT: Daurys Nin

ACQUIRED (SIGNED): Signed as a non-drafted free agent in 2016 (7/2/16)

YR	CLUB	W-L	ERA	G	GS	CG	SHO	SV	IP	H	R	ER	HR	HB	BB	SO	WP	BK
16	DSL Mets1 (R)	0-1	3.86	3	3	0	0	0	11.2	14	6	5	0	0	6	8	2	0
17	GCL Mets (R)	0-2	3.27	6	4	0	0	0	22.0	18	8	8	0	2	7	19	3	0
18	Kingsport (R)	2-5	4.46	10	9	0	0	0	42.1	38	28	21	8	6	18	46	6	1
19	Columbia (A)	1-4	3.78	11	11	0	0	0	52.1	50	31	22	4	4	26	49	6	2
	Brooklyn (A)	1-0	0.98	4	3	0	0	0	18.1	9	3	2	0	2	6	25	3	1
21									DID NOT PLAY - INJURED									
Minor League Totals		4-12	3.56	34	30	0	0	0	146.2	129	76	58	12	14	63	147	20	4

ACUÑA, JOSE RIGHT-HANDED PITCHER

HT: 6-2 WT: 213 B/T: R/R

BORN: 10/20/02 in Bejuma, Venezuela

RESIDES: Bejuma, Venezuela

SIGNING SCOUT: Andres Nunez

ACQUIRED (SIGNED): Signed as a non-drafted free agent in 2019 (7/3/19)

YR	CLUB	W-L	ERA	G	GS	CG	SHO	SV	IP	H	R	ER	HR	HB	BB	SO	WP	BK
21	FCL Mets (R)	1-0	3.86	4	3	0	0	0	7.0	3	3	3	2	1	3	7	0	0

ALFARO, JHOXAN RIGHT-HANDED PITCHER

HT: 6-1 WT: 196 B/T: R/R

BORN: 6/22/03 in Villa Alberto Andrés Alvarado Arámburo, Mexico

RESIDES: Guerrero Negro, Mexico

SIGNING SCOUT: Martin Arvizu

ACQUIRED (SIGNED): Signed as a non-drafted free agent in 2019 (12/11/19)

ALFONSECA, ANGEL LEFT-HANDED PITCHER

HT: 5-10 WT: 171 B/T: L/L

BORN: 1/10/01 in San Cristobal, Dominican Republic

RESIDES: San Cristobal, Dominican Republic

SIGNING SCOUT: Fernando Encarnacion

ACQUIRED (SIGNED): Signed as a non-drafted free agent in 2020 (3/3/20)

YR	CLUB	W-L	ERA	G	GS	CG	SHO	SV	IP	H	R	ER	HR	HB	BB	SO	WP	BK
21	FCL Mets (R)	0-0	4.35	8	1	0	0	0	10.1	6	6	5	1	4	9	13	0	0

ALFONSECA, MIGUEL RIGHT-HANDED PITCHER

HT: 6-0 WT: 205 B/T: R/R

BORN: 2/13/00 in San Cristobal, Dominican Republic

RESIDES: Azua, Dominican Republic

SIGNING SCOUT: Fernando Encarnacion

ACQUIRED (SIGNED): Signed as a non-drafted free agent in 2019 (2/28/19)

YR	CLUB	W-L	ERA	G	GS	CG	SHO	SV	IP	H	R	ER	HR	HB	BB	SO	WP	BK
19	DSL Mets2 (R)	0-2	11.57	4	4	0	0	0	9.1	6	14	12	0	2	14	5	1	0
21	FCL Mets (R)	2-2	5.52	14	7	0	0	1	31.0	38	21	19	2	2	14	39	3	1
Minor League Totals		2-4	6.92	18	11	0	0	1	40.1	44	35	31	2	4	28	44	4	1

ALLAN, MATTHEW RIGHT-HANDED PITCHER

HT: 6-3 WT: 217 B/T: R/R

BORN: 4/17/01 in Fullerton, CA

HIGH SCHOOL: Seminole (FL)

RESIDES: Orlando, FL

SIGNING SCOUT: Jon Updike

ACQUIRED (SIGNED): Mets third-round pick in the 2019 First-Year Player Draft (6/28/19)

Career Notes

2021-22: Missed the entire 2021 season after undergoing Tommy John surgery to repair a partial tear of his ulnar collateral ligament... Surgery was performed by Dr. Neal ElAttrache in Los Angeles on May 14... Underwent right elbow ulnar nerve transposition surgery with Dr. Neal ElAttrache in Los Angeles on January 11, 2022... **Personal**... Enters the 2022 season as the No. 5 Mets prospect according to MLB Pipeline and Baseball America... Grew up playing catcher and didn't throw off a mound until he was in eighth grade... Said "I could always throw, but I never thought pitching was my thing."... Enjoys video games... Plays "Call of Duty" and "Rocket League."... His favorite player growing up was Nolan Ryan... Is the youngest of three children... Has two brothers and one sister... His mom is a nurse, while his dad has his own mortgage broker firm... Worked out with Jacob deGrom at Stetson during the 2020-2021 offseason... Was the No. 13 prospect in the 2019 draft class, per MLB Pipeline.

YR	CLUB	AVG	G	AB	R	H	2B	3B	HR	RBI	SH	SF	HB	BB	SO	SB	CS	SLG	OBP	E
19	GCL Mets (R)	1-0	1.08	5	4	0	0	0	8.1	5	1	1	0	0	4	11	0	0		
	Brooklyn (A)	0-0	9.00	1	1	0	0	0	2.0	5	2	2	0	0	1	3	0	0		
21	DID NOT PITCH - INJURED																			
Minor League Totals		1-0	2.61	6	5	0	0	0	10.1	10	3	3	0	0	5	14	0	0		

ALMONTE, JOSTYN OUTFIELDER

HT: 5-11 WT: 193 B/T: R/R

BORN: 5/10/03 in San Pedro de Macoris, Dominican Republic

RESIDES: San Pedro de Macoris, Dominican Republic

SIGNING SCOUT: Wilson Peralta

ACQUIRED (SIGNED): Signed as a non-drafted free agent in 2019 (7/2/19)

YR	CLUB	AVG	G	AB	R	H	2B	3B	HR	RBI	SH	SF	HB	BB	SO	SB	CS	SLG	OBP	E
21	DSL Mets1 (R)	.164	25	73	12	12	3	0	0	7	0	0	3	5	21	4	2	.205	.247	0

ÁLVAREZ, FRANCISCO CATCHER**MAJOR LEAGUE INVITE****ALVAREZ, R.J.** RIGHT-HANDED PITCHER

HT: 6-1 WT: 238 B/T: R/R

BORN: 6/8/91 in West Palm Beach, FL

RESIDES: Boca Raton, FL

SIGNING SCOUT: Ralph Reyes (Los Angeles-AL)

ACQUIRED (SIGNED): Signed as a minor league free agent in 2022 (2/27/22)

YR	CLUB	W-L	ERA	G	GS	CG	SHO	SV	IP	H	R	ER	HR	HB	BB	SO	WP	BK
2012	Cedar Rapids (A)	3-2	3.29	23	0	0	0	0	27.1	22	16	10	2	5	11	38	3	0
2013	Inland Empire (A)	4-2	2.96	37	2	0	0	4	48.2	34	16	16	2	2	27	79	5	1
2014	Arkansas (AA)	0-0	0.33	21	0	0	0	1	27.0	13	2	1	0	3	10	38	0	0
	San Antonio (AA)	0-1	2.76	17	0	0	0	6	16.1	16	5	5	0	1	3	23	2	0
2015	SAN DIEGO (NL)	0-0	1.13	10	0	0	0	0	8.0	3	1	1	0	1	5	9	1	0
	Nashville (AAA)	3-3	4.11	31	0	0	0	5	35.0	36	19	16	2	1	17	41	3	0
2016	OAKLAND (AL)	0-0	9.90	21	0	0	0	0	20.0	27	23	22	7	0	13	23	5	0
	Stockton (A)	0-0	4.50	2	0	0	0	0	2.0	2	1	1	1	0	0	2	0	0
	Tennessee (AA)	0-1	7.71	20	0	0	0	0	23.1	34	20	20	2	2	12	30	6	0
	Nashville (AAA)	1-0	0.00	1	0	0	0	0	1.2	0	0	0	0	0	3	0	0	0
2017	Round Rock (AAA)	1-2	4.43	45	0	0	0	7	44.2	37	24	22	2	4	30	57	5	0
2018	Round Rock (AAA)	4-4	3.68	45	0	0	0	24	44.0	40	21	18	2	0	18	44	9	0
2019	New Orleans (AAA)	2-8	4.70	50	0	0	0	15	53.2	46	36	28	12	6	28	65	6	1
2021	Nashville (AAA)	0-3	4.08	38	0	0	0	1	35.1	34	19	16	3	7	18	44	5	2
Minor League Totals		18-26	3.84	330	2	0	0	63	359.0	314	179	153	28	31	174	464	44	4
Major League Totals		0-0	7.39	31	0	0	0	0	28.0	30	24	23	7	1	18	32	6	0

ALYAREZ, LUIS RIGHT-HANDED PITCHER

HT: 6-5 WT: 185 B/T: R/R

BORN: 5/5/03 in Maracay, Venezuela**RESIDES:** Maracay, Venezuela**SIGNING SCOUT:** Andres Nunez**ACQUIRED (SIGNED):** Signed as a non-drafted free agent in 2021 (3/26/21)

YR	CLUB	W-L	ERA	G	GS	CG	SHO	SV	IP	H	R	ER	HR	HB	BB	SO	WP	BK
21	DSL Mets (R)	0-0	0.00	1	0	0	0	0	1.0	0	0	0	0	0	0	1	1	0

ARNAUD, JUAN RIGHT-HANDED PITCHER

HT: 6-2 WT: 164 B/T: R/R

BORN: 6/22/03 in Cotuí, Dominican Republic**RESIDES:** Cotuí, Dominican Republic**SIGNING SCOUT:** Wilson Peralta**ACQUIRED (SIGNED):** Signed as a non-drafted free agent in 2021 (1/15/21)**ASHFORD, ZACH** OUTFIELDER

HT: 5-9 WT: 187 B/T: L/R

BORN: 2/9/97 in Clovis, CA**RESIDES:** Clovis, CA**SIGNING SCOUT:** Tyler Holmes**ACQUIRED (SIGNED):** Mets sixth-round pick in the 2019 First-Year Player Draft (6/9/19)

YR	CLUB	AVG	G	AB	R	H	2B	3B	HR	RBI	SH	SF	HB	BB	SO	SB	CS	SLG	OBP	E
19	GCL Mets (R)	.295	37	129	19	38	13	1	2	23	1	0	3	23	26	2	3	.457	.413	0
	Brooklyn (A)	.136	16	59	7	8	1	1	1	4	1	0	1	5	17	2	1	.237	.215	0
	St. Lucie (A)	.353	5	17	1	6	1	0	0	3	0	0	0	1	4	1	2	.412	.389	0
21	St. Lucie (A)	.340	14	50	6	17	3	0	0	6	0	0	5	6	12	1	0	.400	.459	0
	Brooklyn (A+)	.236	72	225	23	53	10	2	1	21	0	0	7	23	49	5	3	.311	.325	2
Minor League Totals		.254	144	480	56	122	28	4	4	57	2	0	16	58	108	11	9	.354	.354	2

ASKEW, KEYSHAWN LEFT-HANDED PITCHER

HT: 6-4 WT: 186 B/T: L/L

BORN: 1/5/00 in Atlanta, Georgia**RESIDES:** Powder Springs, GA**SIGNING SCOUT:** Marlin McPhail**ACQUIRED (SIGNED):** Mets 10th-round pick in the 2021 First-Year Player Draft (7/13/21)

YR	CLUB	W-L	ERA	G	GS	CG	SHO	SV	IP	H	R	ER	HR	HB	BB	SO	WP	BK
21	FCL Mets (R)	2-0	1.00	4	1	0	0	0	9.0	3	1	1	1	2	4	14	2	0

ATENCIO, JAVIER LEFT-HANDED PITCHER

HT: 6-0 WT: 195 B/T: L/L

BORN: 11/26/01 in Ocumare del Tuy, Venezuela**RESIDES:** Maracay, Venezuela**SIGNING SCOUT:** Andres Nunez**ACQUIRED (SIGNED):** Signed as a non-drafted free agent in 2018 (7/2/18)

YR	CLUB	W-L	ERA	G	GS	CG	SHO	SV	IP	H	R	ER	HR	HB	BB	SO	WP	BK
19	DSL Mets (R)	0-1	4.75	12	8	0	0	0	36.0	42	22	19	2	2	16	25	8	0
21	DSL Mets (R)	1-3	2.44	15	14	0	0	0	48.0	28	16	13	1	3	19	76	8	0
Minor League Totals		1-4	3.43	27	22	0	0	0	84.0	70	38	32	3	5	35	101	16	0

AULAR, JOSÉ CATCHER

HT: 5-11 WT: 175 B/T: R/R

BORN: 1/2/04 in Valencia, Venezuela**RESIDES:** Valencia, Venezuela**SIGNING SCOUT:** Andres Nunez**ACQUIRED (SIGNED):** Signed as a non-drafted free agent in 2021 (6/8/21)

YR	CLUB	AVG	G	AB	R	H	2B	3B	HR	RBI	SH	SF	HB	BB	SO	SB	CS	SLG	OBP	E
21	DSL Mets1 (R)	.200	7	15	0	3	1	0	0	1	0	1	3	1	4	0	0	.267	.350	2

AYBAR, RONIS OUTFIELDER

HT: 5-11 WT: 206 B/T: L/R

BORN: 1/13/00 in Sabana Grande de Palenque, Dominican Republic**RESIDES:** La Guita, Dominican Republic**SIGNING SCOUT:** Gerardo Cabrera**ACQUIRED (SIGNED):** Signed as a non-drafted free agent in 2019 (3/3/19)

YR	CLUB	AVG	G	AB	R	H	2B	3B	HR	RBI	SH	SF	HB	BB	SO	SB	CS	SLG	OBP	E
19	DSL Mets1 (R)	.237	25	93	16	22	6	1	0	5	0	0	7	10	35	2	3	.323	.355	4
	DSL Mets2 (R)	.600	1	5	1	3	1	0	0	1	0	0	1	1	1	1	0	.800	.667	0
21	FCL Mets (R)	.265	32	98	16	26	7	1	4	18	0	0	1	6	38	6	0	.480	.314	1
Minor League Totals		.260	58	196	33	51	14	2	4	24	0	0	8	17	74	9	3	.413	.344	5

BAPTIST, RICARDO RIGHT-HANDED PITCHER

HT: 6-0 WT: 192 B/T: R/R

BORN: 10/16/02 in Tamayo, Dominican Republic**RESIDES:** Tamayo, Dominican Republic**SIGNING SCOUT:** Oliver Dominguez**ACQUIRED (SIGNED):** Signed as a non-drafted free agent in 2021 (1/15/21)

YR	CLUB	W-L	ERA	G	GS	CG	SHO	SV	IP	H	R	ER	HR	HB	BB	SO	WP	BK
21	DSL Mets1 (R)	1-1	8.10	4	1	0	0	0	3.1	2	4	3	0	1	4	5	7	0
	DSL Mets2 (R)	1-0	7.56	11	2	0	0	0	8.1	2	7	7	0	2	18	14	14	0
Minor League Totals		2-1	7.71	15	3	0	0	0	11.2	4	11	10	0	3	22	19	21	0

BATY, BRETT INFIELDER**MAJOR LEAGUE INVITE****BECK, JACE** RIGHT-HANDED PITCHER

HT: 6-7 WT: 231 B/T: R/R

BORN: 6/14/00 in Tuttle, OK**RESIDES:** Tuttle, OK**SIGNING SCOUT:** Nathan Beuster**ACQUIRED (SIGNED):** Mets 22nd-round pick in the 2019 First-Year Player Draft (7/1/19)

YR	CLUB	W-L	ERA	G	GS	CG	SHO	SV	IP	H	R	ER	HR	HB	BB	SO	WP	BK
19	GCL Mets (R)	0-0	3.38	6	0	0	0	2	8.0	7	3	3	0	1	10	4	0	
21	FCL Mets (R)	1-4	6.65	10	6	0	0	0	21.2	18	17	16	1	0	19	31	2	0
	St. Lucie (A)	0-0	27.00	1	0	0	0	0	1.0	3	3	3	0	0	2	1	2	0
Minor League Totals		1-4	6.46	17	6	0	0	0	30.2	28	23	22	1	1	22	42	8	0

BERACIERTA, RAUL OUTFIELDER

HT: 6-0 WT: 242 B/T: R/R

BORN: 5/24/99 in San Felix, Venezuela**RESIDES:** Guayana, Venezuela**SIGNING SCOUTS:** Robert Espejo & Héctor Rincones**ACQUIRED (SIGNED):** Signed as a non-drafted free agent in 2015 (12/11/15)**CAREER NOTES****2016...**Was named the Sterling Award Winner for DSL Mets1.

YR	CLUB	AVG	G	AB	R	H	2B	3B	HR	RBI	SH	SF	HB	BB	SO	SB	CS	SLG	OBP	E
16	DSL Mets2 (R)	.347	31	98	15	34	2	2	1	10	0	0	3	7	22	2	0	.439	.407	2
	DSL Mets1 (R)	.310	31	113	16	35	5	1	0	13	1	1	3	12	13	6	1	.372	.388	2
17	GCL Mets (R)	.253	49	162	14	41	8	0	1	16	0	1	2	11	42	2	3	.321	.307	2
18	Kingsport (R)	.270	46	159	35	43	8	3	3	29	0	0	5	26	36	7	2	.415	.389	1
19	GCL Mets (R)	.500	2	10	1	5	1	0	0	5	0	0	0	0	0	0	0	.600	.500	0
	Brooklyn (A)	.188	31	80	11	15	2	0	0	6	2	0	2	9	26	2	2	.213	.286	1
21	FCL Mets (R)	.281	39	128	20	36	16	1	5	23	0	0	2	13	38	5	1	.539	.357	3
	Brooklyn (A)	.143	4	14	1	2	0	0	0	3	0	1	0	1	4	0	0	.143	.188	0
	Binghamton (AA)	.200	3	10	2	0	0	0	0	0	0	0	0	1	6	0	0	.200	.273	0
Minor League Totals		.275	236	774	113	213	42	7	10	105	3	3	17	80	189	24	9	.386	.355	11

BERBESI, CÉSAR INFIELDER

HT: 6-1 WT: 200 B/T: L/R

BORN: 4/13/00 in Maracay, Venezuela**RESIDES:** Maracay, Venezuela**SIGNING SCOUT:** Héctor Rincones**ACQUIRED (SIGNED):** Signed as a non-drafted free agent in 2018 (6/15/18)

YR	CLUB	AVG	G	AB	R	H	2B	3B	HR	RBI	SH	SF	HB	BB	SO	SB	CS	SLG	OBP	E
19	GCL Mets (R)	.173	17	52	6	9	2	1	0	6	3	1	2	7	17	1	3	.250	.290	3
	DSL Mets1 (R)	.545	3	11	2	6	2	0	0	7	0	1	0	1	1	1	0	.727	.538	1
	DSL Mets2 (R)	.309	41	165	32	51	11	2	0	15	1	0	4	24	22	4	4	.400	.409	13
21	FCL Mets (R)	.382	11	34	11	13	3	1	1	6	0	1	1	10	9	5	1	.618	.522	1
	St. Lucie (A)	.170	18	47	8	8	3	1	0	4	0	0	0	17	23	2	2	.277	.391	4
Minor League Totals		.282	90	309	59	87	21	5	1	38	4	3	7	59	72	13	10	.392	.405	22

BOHANEK, CODY INFIELDER

HT: 6-0 WT: 206 B/T: R/R

BORN: 7/2/95 in Oak Lawn, IL**RESIDES:** Oak Lawn, IL**SIGNING SCOUT:** Mark Adair (Houston)**ACQUIRED:** Acquired from Houston along with INF J.D. Davis in exchange for OF Ross Adolph, INF Luis Santana and C Scott Manea on January 6, 2019.**HIGH SCHOOL:** Marist HS (IL)**COLLEGE:** University of Illinois - Chicago

YR	CLUB	AVG	G	AB	R	H	2B	3B	HR	RBI	SH	SF	HB	BB	SO	SB	CS	SLG	OBP	E
17	Greenville (R)	.239	47	163	28	39	7	0	3	16	1	2	15	16	40	4	3	.337	.357	6
	Quad Cities (A)	.278	10	36	5	10	1	0	0	1	0	0	1	2	14	0	1	.306	.333	1
18	Fresno (AAA)	.195	11	41	2	8	0	0	0	1	0	1	0	1	17	1	0	.195	.209	0
	Quad Cities (A)	.223	44	139	22	31	2	2	4	17	0	1	8	21	29	7	1	.353	.355	2
	Buies Creek (A)	.212	65	212	28	45	7	0	2	20	0	1	8	27	56	6	4	.274	.323	1
19	St. Lucie (A)	.229	99	306	41	70	17	1	5	22	1	4	19	39	110	12	9	.340	.348	14
	Binghamton (AA)	.182	8	22	4	4	0	0	0	2	0	0	0	1	5	0	2	.182	.217	1
21	Brooklyn (A+)	.195	64	205	35	40	12	1	9	22	1	2	12	32	75	10	3	.395	.335	10
	Syracuse (AAA)	.191	34	89	10	17	4	1	1	6	1	2	6	17	32	6	2	.292	.351	2
Minor League Totals		.218	382	1213	175	264	50	5	24	106	4	13	69	156	378	46	25	.326	.337	37

BRITO, RICHARD RIGHT-HANDED PITCHER

HT: 6-4 WT: 240 B/T: R/R

BORN: 11/5/98 in Caracas, Venezuela**RESIDES:** Caracas, Venezuela**SIGNING SCOUT:** Carlos Perez**ACQUIRED (SIGNED):** Signed as a non-drafted free agent in 2020 (7/2/20)**BRODEY, QUINN OUTFIELDER**

HT: 6-0 WT: 188 B/T: L/L

BORN: 12/1/95, Glendale, CA**RESIDES:** Stanford, CA**SIGNING SCOUT:** Tyler Holmes**ACQUIRED (SIGNED):** Mets third-round pick in the 2017 First-Year Player Draft (6/25/17)**HIGH SCHOOL:** Loyola HS (CA)**COLLEGE:** Stanford**CAREER NOTES**

College...Led Stanford in batting average (.314), home runs (11), RBI (51), slugging percentage (.556) and total bases (133) in his junior season...Named to the All-Pac-12 team in his sophomore year...**High School...**Selected in the 37th round of the 2014 First-Year Player Draft by the Washington Nationals following his senior year at Loyola, but did not sign.

YR	CLUB	AVG	G	AB	R	H	2B	3B	HR	RBI	SH	SF	HB	BB	SO	SB	CS	SLG	OBP	E
17	Brooklyn (A)	.257	54	210	20	54	9	2	2	30	0	3	1	14	49	10	3	.348	.303	3
	Columbia (A)	.229	9	35	4	8	1	1	1	7	0	1	0	4	14	0	0	.400	.300	0
18	Columbia (A)	.217	84	314	36	68	14	5	10	46	0	2	6	26	93	7	2	.389	.287	3
	St. Lucie (A)	.245	31	102	11	25	3	1	3	17	0	0	0	10	31	4	0	.382	.313	0
19	St. Lucie (A)	.285	53	200	30	57	13	1	5	38	0	6	0	18	46	8	2	.435	.335	4
	Binghamton (AA)	.251	77	247	22	62	16	0	5	24	2	3	2	22	61	5	2	.377	.314	6
21	FCL Mets (R)	.000	1	4	0	0	0	0	0	0	0	0	0	0	4	0	0	.000	.000	0
	St. Lucie (A)	.158	6	19	3	3	1	0	1	1	0	0	1	3	5	0	0	.368	.304	1
	Binghamton (AA)	.172	40	165	17	25	6	1	0	9	0	2	2	10	61	8	2	.228	.233	0
	Syracuse (AAA)	.189	23	74	12	14	1	1	4	12	1	2	1	11	28	6	1	.392	.295	0
Minor League Totals		.234	378	1350	155	316	64	12	31	184	3	19	13	118	392	48	12	.368	.298	17

BRYANT, GARRISON RIGHT-HANDED PITCHER

HT: 6-4 WT: 226 B/T: L/R

BORN: 12/3/98 in Deerfield, NH

HIGH SCHOOL: Clearwater (FL)

RESIDES: Clearwater, FL

SIGNING SCOUT: Jon Updike

ACQUIRED (SIGNED): Mets 36th-round pick in the 2016 First-Year Player Draft (7/19/16)

CAREER NOTES

2019...Was a New York-Penn League All-Star with Brooklyn (A).

YR	CLUB	W-L	ERA	G	GS	CG	SHO	SV	IP	H	R	ER	HR	HB	BB	SO	WP	BK
16	GCL Mets (R)	0-0	9.72	7	0	0	0	0	8.1	15	9	9	0	2	2	5	2	0
17	Kingsport (R)	0-5	8.76	12	5	0	0	0	37.0	52	43	36	5	2	18	33	6	0
18	Kingsport (R)	1-3	5.24	11	8	0	0	0	46.1	52	34	27	7	4	19	54	5	0
19	Brooklyn (A)	5-1	2.39	14	12	0	0	0	75.1	49	21	20	3	4	14	75	5	1
	Columbia (A)	0-0	21.60	1	0	0	0	0	1.2	2	4	4	1	0	1	1	2	0
21	FCL Mets (R)	0-0	1.04	4	3	0	0	0	8.2	6	2	1	0	1	1	9	0	0
	St Lucie (A)	1-1	2.57	2	2	0	0	0	7.0	6	2	2	1	1	1	7	2	0
	Brooklyn (A+)	0-0	18.00	1	1	0	0	0	3.0	7	6	6	4	0	2	2	0	0
Minor League Totals		7-10	5.04	52	31	0	0	0	187.1	189	121	105	21	14	58	186	22	1

CALDERON, JEAN RIGHT-HANDED PITCHER

HT: 6-0 WT: 220 B/T: R/R

BORN: 11/15/2000 in Santo Domingo, Dominican Republic

RESIDES: Santo Domingo, Dominican Republic

SIGNING SCOUT: Wilson Peralta

ACQUIRED (SIGNED): Signed as a non-drafted free agent in 2021 (8/13/21)

YR	CLUB	W-L	ERA	G	GS	CG	SHO	SV	IP	H	R	ER	HR	HB	BB	SO	WP	BK
21	DSL Mets2 (R)	0-2	9.58	10	0	0	0	3	10.1	3	11	11	1	3	9	20	5	0

CAMACARO, SAMUEL INFILDER

HT: 5-11 WT: 165 B/T: R/R

BORN: 11/23/2003 in Barquismeto, Venezuela

RESIDES: Barquismeto, Venezuela

SIGNING SCOUT: Robert Espejo

ACQUIRED (SIGNED): Signed as a non-drafted free agent in 2021 (1/15/21)

YR	CLUB	AVG	G	AB	R	H	2B	3B	HR	RBI	SH	SF	HB	BB	SO	SB	CS	SLG	OBP	E
21	DSL Mets2 (R)	.187	33	91	10	17	1	1	0	8	0	1	1	12	22	5	0	.220	.286	9

CAMPOS, DYRON OUTFIELDER

HT: 5-10 WT: 155 B/T: R/R

BORN: 12/26/00 in Ocumare del Tuy, Venezuela

RESIDES: San Francisco de Paula de Yare, Venezuela

SIGNING SCOUT: Carlos Perez

ACQUIRED (SIGNED): Signed as a non-drafted free agent in 2019 (1/30/19)

YR	CLUB	AVG	G	AB	R	H	2B	3B	HR	RBI	SH	SF	HB	BB	SO	SB	CS	SLG	OBP	E
19	DSL Mets2 (R)	.301	66	259	42	78	14	4	1	15	4	0	3	24	40	12	14	.398	.367	4
	DSL Mets1 (R)	.000	3	7	2	0	0	0	0	0	1	0	0	1	1	1	1	.000	.125	0
21	DSL Mets2 (R)	.233	37	103	18	24	4	0	2	18	0	2	2	11	22	2	4	.330	.314	1
Minor League Totals		.276	106	369	62	102	18	4	3	33	5	2	5	36	63	15	19	.371	.347	5

CAMPOS, OSCAR CATCHER

HT: 5-10 WT: 220 B/T: R/R

BORN: 12/08/1996 in Maturín, Venezuela**RESIDES:** Maturín, Venezuela**SIGNING SCOUT:** Oz Ocampo, Oscar Alvarado & Jose Palacios (Houston)**ACQUIRED (SIGNED):** Signed as a non-drafted free agent in 2021 (8/21/21)

YR	CLUB	AVG	G	AB	R	H	2B	3B	HR	RBI	SH	SF	HB	BB	SO	SB	CS	SLG	OBP	E
14	DSL Astros (R)	.200	14	50	7	10	1	1	0	7	3	0	1	4	5	0	0	.260	.273	8
15	DSL Astros (R)	.279	56	197	31	55	9	1	0	24	3	2	6	16	13	2	2	.335	.348	1
16	GCL Astros (R)	.255	19	47	4	12	1	0	0	3	5	1	1	8	1	0	0	.277	.280	0
	Greeneville (R)	.292	8	24	3	7	0	1	0	1	3	0	0	2	2	0	0	.375	.346	1
17	Greeneville (R)	.209	31	110	9	23	6	0	1	10	2	2	0	4	9	1	1	.291	.233	5
18	Tri-City (A)	.233	43	150	15	35	10	0	3	22	1	1	3	7	20	2	0	.360	.280	10
19	Quad Cities (A)	.295	54	200	21	59	10	0	4	35	0	2	2	7	28	5	1	.405	.322	1
	Round Rock (AAA)	.385	5	13	2	5	2	0	0	3	0	0	0	0	1	0	1	.538	.385	0
21	Brooklyn (A+)	.174	8	23	2	4	1	0	1	4	0	1	0	0	6	0	0	.348	.301	0
Minor League Totals		.258	238	814	94	210	40	3	9	109	17	9	13	41	92	11	5	.348	.301	26

CAMPOS, YEIZO RIGHT-HANDED PITCHER

HT: 5-9 WT: 207 B/T: R/R

BORN: 4/29/96 in Barcelona, Venezuela**RESIDES:** Barcelona, Venezuela**SIGNING SCOUT:** Nestor Moreno & Héctor Rincones**ACQUIRED (SIGNED):** Signed as a non-drafted free agent in 2016 (4/1/16)

YR	CLUB	W-L	ERA	G	GS	CG	SHO	SV	IP	H	R	ER	HR	HB	BB	SO	WP	BK
16	DSL Mets2 (R)	0-2	3.38	4	4	0	0	0	16.0	17	6	6	0	2	3	20	1	0
	DSL Mets1 (R)	3-1	1.25	8	0	0	0	1	21.2	19	9	3	0	2	6	27	4	1
17	Brooklyn (A)	0-0	4.91	1	0	0	0	0	3.2	6	2	2	1	0	0	6	1	0
	GCL Mets (R)	1-4	3.52	8	7	0	0	0	46.0	35	21	18	1	1	14	49	2	0
	St. Lucie (A)	1-1	5.06	3	3	0	0	0	16.0	17	9	9	1	0	3	8	0	0
18	Brooklyn (A)	0-0	4.05	1	1	0	0	0	6.2	8	3	3	1	1	0	4	0	0
	Columbia (A)	3-4	3.88	17	7	0	0	1	67.1	65	33	29	4	2	18	64	0	0
19	Brooklyn (A)	0-0	0.00	1	0	0	0	0	1.0	0	0	0	0	0	0	3	0	0
	St. Lucie (A)	1-0	1.10	19	1	0	0	4	32.2	25	6	4	2	2	8	39	1	1
	Binghamton (AA)	0-3	5.52	8	1	9	9	9	14.2	15	9	9	3	1	3	12	0	0
21	Binghamton (AA)	1-1	3.89	19	2	0	0	1	44.0	44	22	19	6	4	16	39	1	0
	Syracuse (AAA)	1-1	3.14	12	0	0	0	1	14.1	10	5	5	1	0	5	11	1	0
Minor League Totals		11-17	3.39	101	26	0	0	8	284.0	261	125	107	20	15	76	282	11	2

CASTILLO, LEWIS INFIELDER

HT: 6-0 WT: 163 B/T: R/R

BORN: 6/23/03 in Barinas, Venezuela**RESIDES:** Barinas, Venezuela**SIGNING SCOUT:** Robert Espejo**ACQUIRED (SIGNED):** Signed as a non-drafted free agent in 2019 (12/7/19)

YR	CLUB	AVG	G	AB	R	H	2B	3B	HR	RBI	SH	SF	HB	BB	SO	SB	CS	SLG	OBP	E
21	DSL Mets2 (R)	.264	30	87	10	23	3	1	0	9	0	0	2	7	15	4	2	.322	.333	2

CASTILLO, LUIS INFIELDER

HT: 6-1 WT: 180 B/T: L/R

BORN: 11/13/01 in Santo Domingo, Dominican Republic**RESIDES:** Santo Domingo, Dominican Republic**SIGNING SCOUT:** Gerardo Cabrera**ACQUIRED (SIGNED):** Signed as a non-drafted free agent in 2018 (7/2/18)

YR	CLUB	AVG	G	AB	R	H	2B	3B	HR	RBI	SH	SF	HB	BB	SO	SB	CS	SLG	OBP	E
19	DSL Mets1 (R)	.237	54	190	25	45	9	2	0	23	1	0	5	32	53	4	2	.305	.361	12
21	DSL Mets1 (R)	.165	41	85	7	14	4	2	0	7	0	1	5	13	30	4	0	.259	.308	6
Minor League Totals		.215	95	275	32	59	13	4	0	30	1	1	10	45	83	8	2	.291	.344	18

CASTRO, SEBASTIAN OUTFIELDER

HT: 6-3 WT: 185 B/T: L/R

BORN: 8/27/04 in New York, NY**RESIDES:** Santo Domingo, Dominican Republic**SIGNING SCOUT:** Oliver Dominguez**ACQUIRED (SIGNED):** Signed as a non-drafted free agent in 2021 (1/15/21)

YR	CLUB	AVG	G	AB	R	H	2B	3B	HR	RBI	SH	SF	HB	BB	SO	SB	CS	SLG	OBP	E
21	DSL Mets1 (R)	.163	43	123	12	20	2	2	1	14	0	1	2	22	50	3	4	.236	.297	6

CAVALLARO, JOE RIGHT-HANDED PITCHER

HT: 6-4 WT: 200 B/T: R/R

BORN: 7/19/95 in Venice, FL**RESIDES:** Venice, FL**SIGNING SCOUT:** Jon Updike**ACQUIRED (SIGNED):** Mets 24th-round pick in the 2017 First-Year Player Draft (6/19/17)**CAREER NOTES****2018...**Was named a South Atlantic League mid-season All-Star for Columbia (A).

YR	CLUB	W-L	ERA	G	GS	CG	SHO	SV	IP	H	R	ER	HR	HB	BB	SO	WP	BK
17	Kingsport (R)	3-1	2.34	11	5	0	0	0	34.2	23	13	9	1	2	10	35	4	0
18	Columbia (A)	8-2	2.09	13	12	0	0	0	77.1	54	24	18	5	4	26	83	2	0
	Binghamton (AA)	2-4	4.84	9	8	0	0	0	44.2	48	25	24	1	2	18	41	7	0
	St. Lucie (A)	0-0	9.00	1	1	0	0	0	5.0	9	5	5	2	1	1	5	0	0
19	St. Lucie (A)	6-5	3.54	32	8	0	0	3	81.1	74	36	32	6	8	34	74	1	0
21	FCL Mets (R)	0-0	0.00	2	1	0	0	0	2.1	0	0	0	0	0	2	5	1	0
	St. Lucie (A)	0-0	21.60	1	0	0	0	0	1.2	1	4	4	0	2	4	1	0	0
	Brooklyn (A+)	0-0	4.05	6	0	0	0	1	6.2	6	3	3	0	2	4	9	2	0
	Binghamton (AA)	0-0	0.00	2	0	0	0	0	4.0	2	0	0	0	0	1	4	0	0
Minor League Totals		19-12	3.32	77	35	0	0	4	257.2	217	110	95	15	21	100	257	17	0

CEPEDA, YOERISON RIGHT-HANDED PITCHER

HT: 6-4 WT: 190 B/T: R/R

BORN: 10/14/01 in Nagua, Dominican Republic**RESIDES:** Nagua, Dominican Republic**SIGNING SCOUT:** Kelvin Dominguez**ACQUIRED (SIGNED):** Signed as a non-drafted free-agent in 2021 (9/10/21)

YR	CLUB	W-L	ERA	G	GS	CG	SHO	SV	IP	H	R	ER	HR	HB	BB	SO	WP	BK
21	DSL Mets2	0-1	7.71	6	0	0	0	1	7.0	5	6	6	1	2	5	5	3	

OCHACIN, JOSÉ RIGHT-HANDED PITCHER Ht: 6-4wt: 206B/T: R/R**BORN:** 3/25/97 in Ciudad Bolívar, Venezuela**RESIDES:** Ciudad Bolívar, Venezuela**SIGNING SCOUT:** Jose Briceno, Francisco Cartaya, Roman Barinas (Los Angeles-NL)**ACQUIRED (SIGNED):** Signed as a non-drafted free agent in 2021 (6/1/21)**CAREER NOTES****2019...**Was named a Midwest League mid-season All Star for Great Lakes (A)...**2018...**Was named a Pioneer League mid-season and post-season All Star for Ogden (R).

YR	CLUB	W-L	ERA	G	GS	CG	SHO	SV	IP	H	R	ER	HR	HB	BB	SO	WP	BK
16	DSL Dodgers1 (R)	7-1	1.71	12	12	0	0	0	63.1	53	17	12	1	2	10	51	2	1
17	AZL Dodgers (R)	4-0	4.04	15	4	0	0	0	42.1	40	21	19	5	1	6	41	1	1
18	Ogden (R)	6-2	2.85	12	12	0	0	0	66.1	77	31	21	2	1	14	51	6	0
	Great Lakes (A)	0-3	4.36	7	6	0	0	0	33.0	41	22	16	3	1	10	28	1	2
19	Great Lakes (A)	11-8	4.68	26	12	0	0	1	127.0	147	72	66	9	4	26	95	3	0
21	FCL Mets (R)	1-0	0.90	5	2	0	0	0	10.0	2	1	1	1	0	2	9	1	0
	St. Lucie (A)	3-2	3.86	5	5	0	0	0	28.0	24	13	12	4	2	8	25	0	1
	Brooklyn (A+)	3-1	3.57	4	4	0	0	0	22.2	15	9	9	2	0	7	24	9	1
Minor League Totals		35-17	3.58	86	57	0	0	1	392.2	399	186	156	27	11	83	324	14	6

CLAUDIO, ÁLEX LEFT-HANDED PITCHER**MAJOR LEAGUE INVITE**

CLENNY, NOLAN RIGHT-HANDED PITCHER

HT: 6-2 WT: 214 B/T: L/R

BORN: 6/16/96 in Northville, MI

HIGH SCHOOL: Catholic Central (MI)

RESIDES: Northville, MI

COLLEGE: North Carolina State

SIGNING SCOUT: Jaymie Bane

ACQUIRED (SIGNED): Signed as a non-drafted free agent in 2021 (6/28/21)

YR	CLUB	W-L	ERA	G	GS	CG	SHO	SV	IP	H	R	ER	HR	HB	BB	SO	WP	BK
21	St. Lucie (A)	1-1	3.98	13	0	0	0	1	20.1	18	11	9	2	3	6	29	1	0
	Brooklyn (AA)	0-0	3.68	4	0	0	0	0	7.1	7	3	3	0	0	1	8	1	0
Minor League Totals		1-1	3.90	17	0	0	0	1	27.2	25	14	12	2	3	7	37	2	0

COBB, TREY RIGHT-HANDED PITCHER

HT: 6-1 WT: 202 B/T: R/R

BORN: 6/24/94 in Broken Arrow, OK

HIGH SCHOOL: Broken Arrow (OK)

RESIDES: Broken Arrow, OK

COLLEGE: Oklahoma State

SIGNING SCOUT: Nathan Beuster

ACQUIRED (SIGNED): Mets eighth-round pick in the 2017 First-Year Player Draft (6/19/17)

CAREER NOTES

2019...Missed the entire season after undergoing Tommy John surgery...2018...Named mid-season All-Star for Columbia (A) of the South Atlantic League...**College**...Ended his college career with 92 appearances, the most in Oklahoma State history...Became the 14th pitcher in OSU history to record 100 strikeouts in a single season when he did so as a junior...In OSU's run to the College World Series in 2016, he posted a 0.64 ERA (one earned run/14.0 innings) and four saves...Was selected in the 12th-round of the 2016 First-Year Player Draft by the Chicago Cubs but returned to college for his final season...**Personal**...Grandfather, Frank Linzy, played 10 seasons in the majors for the Giants, Cardinals, Phillies and Brewers.

YR	CLUB	W-L	ERA	G	GS	CG	SHO	SV	IP	H	R	ER	HR	HB	BB	SO	WP	BK
17	Brooklyn (A)	1-2	2.63	20	0	0	0	1	27.1	21	12	8	1	2	10	30	2	1
18	Columbia (A)	3-1	2.22	27	0	0	0	10	28.1	34	12	7	4	3	4	33	2	0
	St. Lucie (A)	0-1	4.50	15	0	0	0	2	22.0	19	11	11	3	1	6	19	2	0
19									DID NOT PITCH - INJURED									
21	Binghamton (AA)	0-0	4.50	3	0	0	0	0	4.0	6	2	2	0	0	3	3	1	0
	Syracuse (AAA)	1-3	8.70	24	1	0	0	0	40.1	59	39	39	13	10	19	31	2	1
Minor League Totals		5-7	4.94	89	1	0	0	13	122.0	139	76	67	21	16	42	116	9	2

COLINA, JOSE CATCHER

HT: 6-2 WT: 253 B/T: S/R

BORN: 3/26/98 in Valencia, Venezuela

RESIDES: Falcon, Venezuela

SIGNING SCOUT: Nestor Moreno

ACQUIRED (SIGNED): Signed as a minor league free agent in 2021 (1/9/21)

YR	CLUB	AVG	G	AB	R	H	2B	3B	HR	RBI	SH	SF	HB	BB	SO	SB	CS	SLG	OBP	E
15	DSL White Sox (R)	.187	29	91	6	17	2	0	1	10	1	2	1	14	24	0	0	.242	.296	4
16	DSL White Sox (R)	.188	34	117	11	22	2	0	1	5	3	1	0	6	36	0	1	.231	.226	4
17	AZL White Sox (R)	.327	16	55	6	18	3	0	1	13	2	1	0	4	15	0	0	.436	.367	2
18	AZL White Sox (R)	.169	21	59	5	10	2	0	0	8	0	2	1	8	15	0	0	.203	.271	3
19	AZL White Sox (R)	.372	29	86	19	32	6	1	8	20	0	0	2	9	17	0	0	.744	.443	4
21	St. Lucie (A)	.198	38	111	18	22	5	1	2	15	0	1	3	20	45	1	0	.315	.333	5
	Syracuse (AAA)	.250	3	4	1	1	0	0	1	1	0	0	3	0	1	0	0	1.000	.571	0
Minor League Totals		.235	170	523	66	122	20	2	14	72	6	7	10	61	153	1	1	.359	.321	22

COLINA, ROBERT RIGHT-HANDED PITCHER

HT: 5-9 WT: 243 B/T: R/R

BORN: 4/24/01 in Punto Fijo, Venezuela

RESIDES: Falcon, Venezuela

SIGNING SCOUT: Robert Espejo

ACQUIRED (SIGNED): Signed as a non-drafted free agent in 2017 (7/2/17)

YR	CLUB	W-L	ERA	G	GS	CG	SHO	SV	IP	H	R	ER	HR	HB	BB	SO	WP	BK
18	DSL Mets2 (R)	3-2	2.94	13	9	0	0	0	49.0	42	19	16	3	3	12	49	0	0
19	DSL Mets2 (R)	1-1	4.91	4	4	0	0	0	14.2	16	8	8	1	1	4	16	4	0
	GCL Mets (R)	4-4	3.57	11	4	0	0	1	40.1	42	22	16	0	3	13	35	6	0
21	FCL Mets (R)	2-1	2.70	6	3	0	0	1	23.1	21	8	7	1	0	6	32	1	0
	St. Lucie (A)	3-1	3.18	6	5	1	1	0	28.1	27	14	10	4	1	12	27	5	0
Minor League Totals		13-9	3.30	40	25	1	1	2	155.2	148	71	57	9	8	47	159	16	0

COLÓN, JEFFREY RIGHT-HANDED PITCHER

HT: 6-1 WT: 194 B/T: R/R

BORN: 11/9/99 in Las Matas de Farfan, Dominican Republic**RESIDES:** Las Matas de Farfan, Dominican Republic**SIGNING SCOUT:** Daurys Nin**ACQUIRED (SIGNED):** Signed as a non-drafted free agent in 2017 (10/20/17)

YR	CLUB	W-L	ERA	G	GS	CG	SHO	SV	IP	H	R	ER	HR	HB	BB	SO	WP	BK
18	DSL Mets1 (R)	4-2	4.24	15	3	0	0	2	34.0	30	17	16	0	3	16	33	5	0
19	GCL Mets (R)	4-3	4.94	19	0	0	0	3	27.1	28	21	15	1	5	17	22	11	0
21	FCL Mets (R)	2-1	1.45	9	1	0	0	1	18.2	14	4	3	0	0	3	27	2	0
	St. Lucie (A)	1-0	6.27	14	0	0	0	0	18.2	28	14	13	5	2	11	17	3	0
Minor League Totals		11-6	4.29	57	4	0	0	6	98.2	100	56	47	6	10	47	99	21	0

CONSUEGRA, STANLEY OUTFIELDER

HT: 6-2 WT: 206 B/T: R/R

BORN: 9/24/00 in Santo Domingo, Dominican Republic**RESIDES:** Santo Domingo, Dominican Republic**SIGNING SCOUT:** Gerardo Cabrera**ACQUIRED (SIGNED):** Signed as a non-drafted free agent in 2017 (7/2/17)

YR	CLUB	AVG	G	AB	R	H	2B	3B	HR	RBI	SH	SF	HB	BB	SO	SB	CS	SLG	OBP	E
18	DSL Mets2 (R)	.217	51	189	23	41	12	3	2	26	0	1	5	17	41	4	4	.344	.297	1
	GCL Mets (R)	.192	13	52	9	10	1	1	2	13	0	1	1	9	5	5	0	.365	.317	0
19	DID NOT PLAY - INJURED																			
21	FCL Mets (R)	.270	20	74	10	20	9	1	2	10	0	2	3	4	21	3	3	.500	.325	0
Minor League Totals		.225	84	315	42	71	22	5	6	49	0	4	9	30	67	12	7	.384	.307	1

CORNIELLY, JOSHUA RIGHT-HANDED PITCHER

HT: 6-2 WT: 227 B/T: R/R

BORN: 1/15/01 in Caracas, Venezuela**RESIDES:** Caracas, Venezuela**SIGNING SCOUT:** Carlos Pérez**ACQUIRED (SIGNED):** Signed as a non-drafted free agent in 2017 (9/28/17)

YR	CLUB	W-L	ERA	G	GS	CG	SHO	SV	IP	H	R	ER	HR	HB	BB	SO	WP	BK
18	DSL Mets1 (R)	4-0	3.25	14	0	0	0	2	27.2	35	16	10	0	1	8	27	2	0
19	DSL Mets1 (R)	1-2	6.10	3	3	0	0	0	10.1	12	8	7	0	3	1	12	0	0
	GCL Mets (R)	3-2	4.54	10	3	0	0	0	35.2	43	28	18	3	3	8	40	4	0
Minor League Totals		8-4	4.28	27	6	0	0	2	73.2	90	52	35	3	4	17	79	6	0

CORTES, CARLOS INFIELDER/OUTFIELDER**MAJOR LEAGUE INVITE****COURTNEY, JUSTIN** RIGHT-HANDED PITCHER

HT: 6-4 WT: 215 B/T: R/R

BORN: 7/24/96 in Bangor, ME**RESIDES:** Bangor, ME**SIGNING SCOUT:** Chad MacDonald**ACQUIRED (SIGNED):** Signed as a free agent in 2021 (9/10/21)

YR	CLUB	W-L	ERA	G	GS	CG	SHO	SV	IP	H	R	ER	HR	HB	BB	SO	WP	BK
21	Inland Empire (A)	3-1	5.63	22	0	0	0	2	40.0	49	26	25	6	3	10	46	9	0
	FCL Mets (R)	0-0	0.00	2	0	0	0	0	3.0	0	0	0	0	0	1	1	0	0
Minor League Totals		3-1	5.23	24	0	0	0	2	43.0	49	26	25	6	3	11	47	9	0

CUEVAS, YOHAIRO OUTFIELDER

HT: 6-3 WT: 172 B/T: L/L

BORN: 9/16/03 in New York, New York**RESIDES:** La Romana, Dominican Republic**SIGNING SCOUT:** Wilson Peralta**ACQUIRED (SIGNED):** Signed as a non-drafted free agent in 2021 (1/15/21)

YR	CLUB	AVG	G	AB	R	H	2B	3B	HR	RBI	SH	SF	HB	BB	SO	SB	CS	SLG	OBP	E
21	DSL Mets1 (R)	.155	41	103	15	16	6	0	0	8	0	2	5	23	41	5	0	.214	.331	1

DAVID, LEVI RIGHT-HANDED PITCHER**HT:** 6-5 **WT:** 214 **B/T:** R/R**BORN:** 6/14/99 in Waxahachie, TX**HIGH SCHOOL:** Waxahachie HS (TX)**RESIDES:** Waxahachie, TX**COLLEGE:** NW State University of Louisiana**SIGNING SCOUT:** Jet Butler**ACQUIRED (SIGNED):** Mets ninth-round pick in the 2021 First-Year Player Draft (7/21/21)**CAREER NOTES****College...**Was named 2021 CoSIDA Academic All-Region...Earned First-Team Academic All-Southland Conference...Named Third-Team All-Southland Conference...Was named Southland Conference Pitcher of the Week (March 22 & April 5).**DE LA CRUZ, FELIPE LEFT-HANDED PITCHER****HT:** 6-0 **WT:** 160 **B/T:** L/L**BORN:** 5/26/01 in Yamasá, Dominican Republic**RESIDES:** Yamasá, Dominican Republic**SIGNING SCOUT:** Wilson Peralta**ACQUIRED (SIGNED):** Signed as a non-drafted free agent in 2021 (3/17/21)

YR	CLUB	W-L	ERA	G	GS	CG	SHO	SV	IP	H	R	ER	HR	HB	BB	SO	WP	BK
21	DSL Mets2 (R)	0-4	3.13	14	12	0	0	0	46.0	38	22	16	1	3	16	46	8	3

DE LEON, FRANCIS OUTFIELDER**HT:** 5-11 **WT:** 152 **B/T:** R/R**BORN:** 10/4/03 in Santo Domingo, Dominican Republic**RESIDES:** Santo Domingo, Dominican Republic**SIGNING SCOUT:** Wilson Peralta**ACQUIRED (SIGNED):** Signed as a non-drafted free agent in 2021 (1/15/21)

YR	CLUB	AVG	G	AB	R	H	2B	3B	HR	RBI	SH	SF	HB	BB	SO	SB	CS	SLG	OBP	E
21	DSL Mets1 (R)	.214	35	84	14	18	4	0	3	10	0	0	7	18	39	6	3	.369	.394	4

DE LEON, JORGE RIGHT-HANDED PITCHER**HT:** 6-5 **WT:** 180 **B/T:** R/R**BORN:** 11/24/02 in Barahona, Dominican Republic**RESIDES:** Barahona, Dominican Republic**SIGNING SCOUT:** Wilson Peralta**ACQUIRED (SIGNED):** Signed as a non-drafted free agent in 2021 (3/29/21)

YR	CLUB	W-L	ERA	G	GS	CG	SHO	SV	IP	H	R	ER	HR	HB	BB	SO	WP	BK
21	DSL Mets1 (R)	0-3	1.85	13	12	0	0	0	39.0	25	16	8	0	2	16	49	9	0

DE LOS SANTOS, JEFREY INFIELDER**HT:** 5-10 **WT:** 208 **B/T:** L/R**BORN:** 5/30/03 in Higüey, Dominican Republic**RESIDES:** Higüey, Dominican Republic**SIGNING SCOUT:** Wilson Peralta**ACQUIRED (SIGNED):** Signed as a non-drafted free agent in 2019 (7/2/19)

YR	CLUB	AVG	G	AB	R	H	2B	3B	HR	RBI	SH	SF	HB	BB	SO	SB	CS	SLG	OBP	E
21	DSL Mets2 (R)	.248	42	137	26	34	1	5	2	14	0	0	2	18	40	6	3	.372	.344	9

DE LOS SANTOS, OMAR OUTFIELDER**HT:** 6-1 **WT:** 204 **B/T:** R/R**BORN:** 8/8/99 in Santo Domingo, Dominican Republic**RESIDES:** Santo Domingo, Dominican Republic**SIGNING SCOUT:** Gerardo Cabrera**ACQUIRED (SIGNED):** Signed as a non-drafted free agent in 2019 (2/2/19)

YR	CLUB	AVG	G	AB	R	H	2B	3B	HR	RBI	SH	SF	HB	BB	SO	SB	CS	SLG	OBP	E
19	DSL Mets2 (R)	.278	52	209	31	58	7	6	3	24	0	2	6	21	41	9	2	.411	.357	4
	DSL Mets1 (R)	.200	3	10	5	2	0	0	1	1	0	0	2	1	1	4	0	.500	.385	0
21	FCL Mets (R)	.429	7	28	6	12	0	1	3	8	0	0	1	3	2	0	.821	.448	0	
	St. Lucie (A)	.241	38	133	14	32	8	2	0	17	0	1	3	7	50	12	1	.331	.292	3
Minor League Totals		.274	100	380	56	104	15	9	7	50	0	3	11	30	95	27	3	.416	.342	7

DIAZ, JOEL RIGHT-HANDED PITCHER

HT: 6-0 WT: 208 B/T: R/R

BORN: 2/26/04 in San Cristobal, Dominican Republic**RESIDES:** San Cristobal, Dominican Republic**SIGNING SCOUT:** Moises de la Mota & Oliver Dominguez**ACQUIRED (SIGNED):** Signed as a non-drafted free agent in 2021 (1/15/21)

YR	CLUB	W-L	ERA	G	GS	CG	SHO	SV	IP	H	R	ER	HR	HB	BB	SO	WP	BK
21	DSL Mets1 (R)	0-0	0.00	1	1	0	0	0	1.0	0	0	0	0	0	0	1	0	0
	DSL Mets2 (R)	0-2	0.55	14	14	0	0	0	49.1	29	9	3	0	8	9	62	4	2
Minor League Totals		0-2	0.54	15	15	0	0	0	50.1	29	9	3	0	8	9	63	4	2

DIBRELL, TONY RIGHT-HANDED PITCHER

HT: 6-2 WT: 214 B/T: R/R

BORN: 11/8/95 in Alpharetta, GA**RESIDES:** Kennesaw, GA**SIGNING SCOUT:** Tommy Jackson**ACQUIRED (SIGNED):** Mets fourth-round pick in the 2017 First-Year Player Draft (6/19/17)**HIGH SCHOOL:** Chattahoochee (GA)**COLLEGE:** Kennesaw State**CAREER NOTES**

2019...Was a Florida State League mid-season All-Star with St. Lucie (A)...**College...**Named to the 2017 Second-Team All-ASUN...His 2.45 ERA ranked third-best in KSU DI history for a single season...Posted a 7-4 record with a career-high three complete games, which is third-best in KSU history for a single season...The three complete games (one shutout) ranked third-best in program history and second in ASUN during 2017.

YR	CLUB	W-L	ERA	G	GS	CG	SHO	SV	IP	H	R	ER	HR	HB	BB	SO	WP	BK
17	Brooklyn (A)	1-1	5.03	12	0	0	0	0	19.2	19	13	11	4	2	8	28	3	0
18	Columbia (A)	7-6	3.50	23	23	1	0	0	131.0	112	60	51	10	9	54	147	12	1
19	St. Lucie (A)	8-4	2.39	17	16	0	0	0	90.1	73	27	24	2	3	36	76	6	0
	Binghamton (AA)	0-8	9.31	9	8	0	0	0	38.2	51	41	40	10	2	21	37	4	0
21	Binghamton (AA)	2-1	4.45	7	5	0	0	0	28.1	25	16	14	6	1	12	25	1	1
Minor League Totals		18-20	4.09	68	52	1	0	0	308.0	280	157	140	32	17	131	313	26	2

DILLON, JUSTIN RIGHT-HANDED PITCHER

HT: 6-3 WT: 224 B/T: R/R

BORN: 9/5/93 in Placerville, CA**RESIDES:** Placerville, CA**SIGNING SCOUT:** Darold Brown (Toronto)**ACQUIRED (SIGNED):** Selected in the minor league phase of the 2020 Rule 5 draft from Toronto.**HIGH SCHOOL:** El Dorado HS (CA)**COLLEGE:** Cal State-Sacramento

YR	CLUB	W-L	ERA	G	GS	CG	SHO	SV	IP	H	R	ER	HR	HB	BB	SO	WP	BK
17	Vancouver (R)	2-1	1.96	13	5	0	0	0	23.0	17	7	5	0	2	4	28	3	0
18	Buffalo (AAA)	2-1	0.79	4	3	1	0	1	22.2	10	3	2	2	1	2	19	0	0
	New Hampshire (AA)	2-4	6.84	14	7	0	0	0	50.0	60	41	38	6	3	22	22	5	0
	Dunedin (A)	0-3	4.43	6	4	0	0	0	22.1	23	12	11	5	0	8	17	2	0
19	New Hampshire (AA)	5-3	3.32	13	9	0	0	1	57.0	51	27	21	5	4	17	42	3	0
	Dunedin (A)	5-1	3.9	13	11	0	0	0	67.0	66	31	29	9	9	13	61	4	0
21	St. Lucie (A)	0-0	9.00	2	0	0	0	0	2.0	1	2	2	1	0	1	1	0	0
	Binghamton (AA)	0-0	1.35	5	0	0	0	0	6.2	5	1	1	0	0	3	8	2	0
	Syracuse (AAA)	0-0	0.00	3	0	0	0	0	4.1	0	0	0	0	1	2	7	0	0
Minor League Totals		16-13	3.85	73	39	1	0	2	255.0	235	124	109	28	20	72	205	19	0

DINI, NICK CATCHER**MAJOR LEAGUE INVITE****DOMÍNGUEZ, CARLOS** OUTFIELDER

HT: 6-1 WT: 201 B/T: R/R

BORN: 10/11/99 in San Pedro de Macoris, Dominican Republic**RESIDES:** San Pedro de Macoris, Dominican Republic**SIGNING SCOUT:** Gerardo Cabrera**ACQUIRED (SIGNED):** Signed as a non-drafted free agent in 2018 (6/15/18)

YR	CLUB	AVG	G	AB	R	H	2B	3B	HR	RBI	SH	SF	HB	BB	SO	SB	CS	SLG	OBP	E
19	DSL Mets2 (R)	.250	26	100	12	25	8	3	2	14	0	1	4	9	28	5	3	.450	.333	0
	DSL Mets1 (R)	.280	33	107	26	30	5	2	4	22	0	3	20	9	35	10	3	.477	.424	1
21	FCL Mets (R)	.262	46	145	27	38	7	1	10	28	0	0	10	9	57	7	3	.531	.348	2
Minor League Totals		.264	105	352	65	93	20	6	16	64	0	4	34	27	120	22	9	.491	.348	3

DOMÍNGUEZ, ROBERT RIGHT-HANDED PITCHER HT: 6-5 WT: 256 B/T: R/R**BORN:** 11/30/01 in Irapa, Venezuela**RESIDES:** Irapa, Venezuela**SCOUT:** Moises de la Mota & Ismael Perez**ACQUIRED (SIGNED):** Signed as a non-drafted free agent in 2019 (11/20/19)

YR	CLUB	W-L	ERA	G	GS	CG	SHO	SV	IP	H	R	ER	HR	HB	BB	SO	WP	BK
21	FCL Mets (R)	1-1	8.25	10	1	0	0	1	12.0	15	12	11	1	1	9	10	2	0

DUPLANTIS, ANTOINE OUTFIELDER HT: 5-10 WT: 189 B/T: L/L**BORN:** 9/5/96 in Lafayette, LA**RESIDES:** Lafayette, LA**SCOUT:** Jet Butler**ACQUIRED (SIGNED):** Mets 12th-round pick in the 2019 First-Year Player Draft (6/28/19)

YR	CLUB	AVG	G	AB	R	H	2B	3B	HR	RBI	SH	SF	HB	BB	SO	SB	CS	SLG	OBP	E
19	Brooklyn (A)	.237	52	194	25	46	5	3	0	20	3	4	3	12	31	5	4	.294	.286	1
21	Brooklyn (A+)	.253	98	396	62	100	18	4	5	34	1	1	2	36	87	8	6	.356	.317	1
	Binghamton (AA)	.143	7	28	3	4	1	0	1	2	0	0	1	1	7	1	1	.286	.200	0
Minor League Totals		.243	157	618	90	150	24	7	6	56	4	5	6	49	125	14	11	.333	.302	2

EDWARDS, ANDREW LEFT-HANDED PITCHER HT: 6-1 WT: 246 B/T: L/L**BORN:** 5/12/97 in Las Cruces, NM**RESIDES:** Tucson, AZ**SIGNING SCOUT:** Brian Reid**ACQUIRED (SIGNED):** Mets 31st-round pick in the 2019 First-Year Player Draft (6/9/19)

YR	CLUB	W-L	ERA	G	GS	CG	SHO	SV	IP	H	R	ER	HR	HB	BB	SO	WP	BK
19	Brooklyn (A)	3-2	3.30	16	0	0	0	3	30.0	23	12	11	2	4	14	35	6	0
21	Brooklyn (A+)	0-3	2.22	18	0	0	0	1	24.1	18	6	6	1	0	15	31	1	0
	Binghamton (AA)	1-0	0.96	6	0	0	0	0	9.6	5	2	1	0	1	4	11	0	0
Minor League Totals		4-5	2.54	40	0	0	0	4	63.2	46	20	18	3	5	33	77	7	0

FAITH, AUSTIN RIGHT-HANDED PITCHER HT: 6-6 WT: 219 B/T: R/R**BORN:** 5/13/98 in Kingwood, TX**RESIDES:** Magnolia, TX**SIGNING SCOUTS:** Harry Shelton**ACQUIRED (SIGNED):** Signed as a non-drafted free agent in 2020 (6/17/20)

YR	CLUB	W-L	ERA	G	GS	CG	SHO	SV	IP	H	R	ER	HR	HB	BB	SO	WP	BK
21	St. Lucie (A)	3-5	7.56	25	5	0	0	0	41.2	34	38	35	4	3	33	55	5	2

FARGAS, JOHNESHWY OUTFIELDER HT: 5-11 WT: 184 B/T: R/R**BORN:** 12/15/94 in Carolina, Puerto Rico**RESIDES:** Carolina, Puerto Rico**SCOUT:** Junior Roman (San Francisco)**ACQUIRED (SIGNED):** Signed as a minor league free agent in 2022 (3/16/22)

YR	CLUB	AVG	G	AB	R	H	2B	3B	HR	RBI	SH	SF	HB	BB	SO	SB	CS	SLG	OBP	E
13	AZL Giants (R)	.299	30	77	21	23	4	0	2	1	0	3	9	11	8	3	.351	.393	0	
14	Salem-Keizer (A)	.240	49	167	33	40	6	0	3	13	4	1	12	24	27	15	6	.329	.373	3
15	Augusta (A)	.278	102	410	71	114	19	2	2	35	3	1	16	28	65	59	19	.349	.347	6
16	San Jose (A)	.172	36	134	14	23	0	3	0	9	4	0	3	12	40	9	7	.216	.255	5
	Augusta (A)	.275	83	291	31	80	11	3	2	25	2	1	5	24	57	32	9	.354	.340	3
17	San Jose (A)	.194	31	103	15	20	4	2	2	11	0	1	1	3	24	5	1	.330	.222	1
	Augusta (A)	.205	37	117	14	24	6	1	1	10	1	0	7	6	24	10	7	.299	.285	3
18	San Jose (A)	.288	90	278	47	80	9	2	8	32	4	3	9	21	49	47	16	.421	.354	6
19	Richmond (AA)	.249	127	413	55	103	10	5	5	33	5	1	14	33	94	50	23	.334	.325	2
21	Syracuse (AAA)	.242	8	33	8	8	2	0	1	3	0	0	4	8	8	0	.394	.324	0	
	METS	.286	7	21	1	6	3	1	0	3	1	0	0	7	0	0	.524	.286	0	
	FCL Mets (R)#	.200	2	5	1	1	0	0	0	1	0	0	0	1	2	0	0	.200	.333	0
	St. Lucie (A)#	.231	4	13	3	3	0	0	3	6	0	0	1	1	3	0	0	.923	.333	0
	Binghamton (AA)#	.214	5	14	4	3	0	0	2	0	0	1	3	4	3	0	.214	.389	0	
	Iowa (AAA)	.247	23	81	12	20	4	1	2	6	0	0	4	26	6	2	.395	.282	0	
	CHICAGO (NL)	.226	15	31	3	7	0	1	0	2	0	0	1	8	1	2	.290	.250	0	
Minor League Totals		.255	585	1990	301	507	69	18	23	170	24	8	70	160	391	235	91	.342	.331	29
Major League Totals		.250	22	52	4	13	3	2	0	5	1	0	1	15	1	2	.385	.264	0	

FISHER, NATE LEFT-HANDED PITCHER**HT:** 6-1 **WT:** 209 **B/T:** L/L**BORN:** 5/28/96 in Omaha, NE**HIGH SCHOOL:** Yutan HS (NE)**RESIDES:** Yutan, NE**COLLEGE:** Nebraska**SIGNING SCOUT:** Ben Collman (Seattle)**ACQUIRED (SIGNED):** Signed as a minor league free agent in 2021 (11/28/21)**CAREER NOTES****College...**Graduated with a finance degree in 2018 after five seasons with the Cornhuskers...Missed the 2016 season after undergoing Tommy John surgery in 2015.

YR	CLUB	W-L	ERA	G	GS	CG	SHO	SV	IP	H	R	ER	HR	HB	BB	SO	WP	BK
19	Everett (A)	0-1	2.20	7	1	0	0	1	16.1	16	5	4	0	0	2	23	1	0
	West Virginia (A)	0-1	5.33	5	5	0	0	0	25.1	35	16	15	3	0	5	17	2	0
21	ACL Mariners (R)	1-0	2.16	5	0	0	0	0	8.1	7	2	2	1	0	5	13	0	0
	Tacoma (AAA)	0-0	7.71	1	1	0	0	0	2.1	2	2	2	0	1	2	1	0	0
	Everett (A)	1-0	2.40	8	1	0	0	2	15.0	11	6	4	0	2	2	20	1	0
	Arkansas (AA)	1-0	3.09	7	0	0	0	0	11.2	5	4	4	2	1	2	13	1	0
Minor League Totals		3-2	3.53	33	8	0	0	3	79.0	76	35	31	6	4	18	87	5	0

FLORES, JOEL OUTFIELDER**HT:** 6-1 **WT:** 175 **B/T:** R/R**BORN:** 4/28/03 in Barquisimeto, Venezuela**RESIDES:** Barquisimeto, Venezuela**SCOUT:** Robert Espejo**ACQUIRED (SIGNED):** Signed as a non-drafted free agent in 2019 (11/27/19)

YR	CLUB	AVG	G	AB	R	H	2B	3B	HR	RBI	SH	SF	HB	BB	SO	SB	CS	SLG	OBP	E
21	DSL Mets2 (R)	.208	36	108	15	22	4	1	2	15	0	2	3	11	34	1	4	.321	.295	1

FRYMAN, BRANDEN INFIELDER**HT:** 6-2 **WT:** 184 **B/T:** R/R**BORN:** 3/16/98 in Pensacola, FL**HIGH SCHOOL:** J.M. Tate (FL)**RESIDES:** Molino, FL**COLLEGE:** Samford University**SIGNING SCOUT:** Tommy Jackson**ACQUIRED (SIGNED):** Mets 21st-round pick in the 2019 First-Year Player Draft (6/9/19)**CAREER NOTES****Personal...**Is the son of former major leaguer Travis Fryman, who was a five-time All-Star for Detroit (1990-1997) and Cleveland (1998-2002).

YR	CLUB	AVG	G	AB	R	H	2B	3B	HR	RBI	SH	SF	HB	BB	SO	SB	CS	SLG	OBP	E
19	GCL Mets (R)	.357	4	14	4	5	2	0	0	6	0	1	1	1	2	0	0	.500	.412	0
	Brooklyn (A)	.356	13	45	4	16	2	0	0	4	0	0	0	3	7	4	2	.400	.396	2
21	St. Lucie (A)	.229	69	249	34	57	11	0	3	26	0	2	4	21	47	14	4	.309	.297	7
	Brooklyn (A+)	.158	5	19	0	3	1	0	0	1	0	0	0	2	0	0	0	.211	.158	0
Minor League Totals		.248	91	327	42	81	16	0	3	37	0	3	5	25	58	18	6	.324	.308	9

GADDIS, NIC INFIELDER**HT:** 5-10 **WT:** 200 **B/T:** R/R**BORN:** 10/12/96 in Chattanooga, TN**HIGH SCHOOL:** Dade County HS (GA)**RESIDES:** Trenton, GA**COLLEGE:** Jacksonville State**SIGNING SCOUT:** Tommy Jackson**ACQUIRED (SIGNED):** Mets 16th-round pick in the 2019 First-Year Player Draft (6/9/19)

YR	CLUB	AVG	G	AB	R	H	2B	3B	HR	RBI	SH	SF	HB	BB	SO	SB	CS	SLG	OBP	E
19	GCL Mets (R)	.197	25	71	9	14	1	1	2	9	2	2	3	12	13	2	0	.324	.330	9
	Brooklyn (A)	.184	15	49	4	9	2	0	0	3	2	0	1	5	15	1	1	.224	.273	5
21	St. Lucie (A)	.250	25	80	17	20	4	1	3	18	0	2	3	22	22	1	0	.438	.421	1
	Brooklyn (A+)	.188	22	64	10	12	5	0	4	14	1	1	3	14	20	1	1	.453	.354	0
	Binghamton (AA)	.000	1	2	0	0	0	0	0	0	0	0	0	1	2	0	0	.000	.333	0
Minor League Totals		.207	88	266	40	55	12	2	9	44	5	5	10	54	72	5	2	.368	.355	15

GADEA, KEVIN RIGHT-HANDED PITCHER

HT: 6-5 WT: 240 B/T: R/R

BORN: 12/6/94 in Estelí, Nicaragua**RESIDES:** Estelí, Nicaragua**SIGNING SCOUT:** Nemesio Porras & Luis Molina (Seattle)**ACQUIRED (SIGNED):** Signed as a minor league free agent in 2021 (12/7/21)**CAREER NOTES**

2017-20...Was selected by Tampa Bay in the 2017 Rule 5 Draft...Did not pitch for four seasons after undergoing Tommy John surgery...Also missed 2020 after the minor league season was canceled.

YR	CLUB	W-L	ERA	G	GS	CG	SHO	SV	IP	H	R	ER	HR	HB	BB	SO	WP	BK
13	VSL Mariners (R)	9-1	2.65	14	14	0	0	0	71.1	71	28	21	3	6	23	48	5	0
14	AZL Mariners (R)	0-0	7.71	3	1	0	0	0	9.1	13	10	8	0	1	9	11	0	0
15	DSL Mariners2 (R)	4-4	2.25	13	13	1	0	0	76.0	61	28	19	5	9	16	74	3	0
16	AZL Mariners (R)	1-1	2.95	5	2	0	0	1	18.1	15	7	6	1	0	3	23	1	0
	Clinton (A)	3-0	2.15	10	6	0	0	1	50.1	41	15	12	4	4	11	72	5	1
17									DID NOT PITCH - INJURED									
18									DID NOT PITCH - INJURED									
19									DID NOT PITCH - INJURED									
21	Somerset (AA)	2-1	2.97	26	0	0	0	1	36.1	28	14	12	2	3	22	53	10	0
	Scranton-WB (AAA)	0-0	0.00	2	0	0	0	0	5.0	1	1	0	0	0	1	5	1	0
Minor League Totals		19-7	2.63	73	36	1	0	3	266.2	230	103	78	15	23	85	286	25	1

GARCÍA, BENITO RIGHT-HANDED PITCHER

HT: 5-8 WT: 191 B/T: R/R

BORN: 3/10/00 in Santo Domingo, Dominican Republic**RESIDES:** Santo Domingo, Dominican Republic**SIGNING SCOUT:** Fernando Encarnación**ACQUIRED (SIGNED):** Signed as a non-drafted free agent in 2017 (11/23/17)

YR	CLUB	W-L	ERA	G	GS	CG	SHO	SV	IP	H	R	ER	HR	HB	BB	SO	WP	BK
18	DSL Mets1 (R)	2-3	3.93	14	10	0	0	1	50.1	51	27	22	1	2	11	58	6	4
19	DSL Mets1 (R)	0-0	1.13	2	2	0	0	0	8.0	5	2	1	0	1	0	8	0	0
	Kingsport (R)	2-4	6.45	13	9	0	0	0	44.2	53	41	32	5	1	19	43	9	0
21	FCL Mets (R)	1-0	6.28	9	0	0	0	2	14.1	22	10	10	3	2	3	8	1	1
Minor League Totals		5-7	4.99	38	21	0	0	3	117.1	131	80	65	9	6	33	117	16	5

GARCÍA, SAUL RIGHT-HANDED PITCHER

HT: 6-2 WT: 180 B/T: R/R

BORN: 6/11/03 in Naguanagua, Venezuela**RESIDES:** San Diego, Venezuela**SIGNING SCOUT:** Andres Nunez**ACQUIRED (SIGNED):** Signed as a non-drafted free agent in 2021 (6/12/21)

YR	CLUB	W-L	ERA	G	GS	CG	SHO	SV	IP	H	R	ER	HR	HB	BB	SO	WP	BK
21	DSL Mets1 (R)	1-1	7.50	5	0	0	0	0	6.0	4	7	5	0	1	4	11	2	0

GILLIAM, RYLEY RIGHT-HANDED PITCHER

HT: 5-10 WT: 197 B/T: R/R

BORN: 8/11/96 Marietta, GA**RESIDES:** Kennesaw, GA**SIGNING SCOUT:** Daniel Coles**ACQUIRED (SIGNED):** Mets fifth-round pick in the 2018 First-Year Player Draft (6/18/18)**HIGH SCHOOL:** Kennesaw Mountain (GA)**COLLEGE:** Clemson

YR	CLUB	W-L	ERA	G	GS	CG	SHO	SV	IP	H	R	ER	HR	HB	BB	SO	WP	BK
18	Brooklyn (A)	0-1	2.08	17	0	0	0	6	17.1	11	4	4	1	0	13	31	2	1
19	St. Lucie (A)	0-0	2.53	7	0	0	0	2	10.2	8	3	3	0	0	2	16	0	0
	Binghamton (AA)	3-0	4.34	12	0	0	0	1	18.2	15	9	9	1	1	7	28	1	0
	Syracuse (AAA)	2-0	13.50	10	0	0	0	0	9.1	19	14	14	3	0	9	12	1	0
21	Binghamton (AA)	2-4	9.88	20	0	0	0	1	27.1	31	33	30	4	5	13	25	2	1
Minor League Totals		7-5	6.48	66	0	0	0	9	85.1	84	65	60	9	6	44	112	6	2

GINN, J.T. RIGHT-HANDED PITCHER**MAJOR LEAGUE INVITE**

GOGGIN, DAN RIGHT-HANDED PITCHER

HT: 6-1 WT: 216 B/T: R/R

BORN: 6/9/97 in Philadelphia, Pennsylvania

HIGH SCHOOL: Monsignor Bonner (PA)

RESIDES: Drexel Hill, PA

COLLEGE: James Madison University

SIGNING SCOUT: Jim Thompson

ACQUIRED (SIGNED): Mets 17th-round pick in the 2019 First-Year Player Draft (6/9/19)

YR	CLUB	W-L	ERA	G	GS	CG	SHO	SV	IP	H	R	ER	HR	HB	BB	SO	WP	BK
19	Brooklyn (A)	2-1	2.81	15	2	0	0	2	32.0	20	10	10	0	3	21	38	3	0
21	St. Lucie (A)	0-0	0.00	1	0	0	0	0	2.0	0	0	0	0	0	0	2	0	0
	Brooklyn (A+)	0-0	0.00	2	0	0	0	0	3.0	2	0	0	0	1	1	5	1	0
	Binghamton (AA)	0-1	9.87	8	0	0	0	0	17.1	28	20	19	4	0	10	13	2	0
Minor League Totals		2-2	4.80	26	2	0	0	2	54.1	50	30	29	4	4	32	58	6	0

GÓMEZ, KEVIN RIGHT-HANDED PITCHER

HT: 5-11 WT: 189 B/T: R/R

BORN: 1/31/01 in Caucagua, Venezuela

RESIDES: Caucagua, Venezuela

SIGNING SCOUT: Andres Nunez

ACQUIRED (SIGNED): Signed as a non-drafted free agent in 2018 (8/30/18)

YR	CLUB	W-L	ERA	G	GS	CG	SHO	SV	IP	H	R	ER	HR	HB	BB	SO	WP	BK
19									DID NOT PITCH - INJURED									
21	FCL Mets (R)	0-2	6.23	15	0	0	0	3	17.1	31	19	12	3	2	10	19	3	0

GÓMEZ, RAIMON RIGHT-HANDED PITCHER

HT: 5-10 WT: 224 B/T: R/R

BORN: 9/6/01 in Barcelona, Venezuela

RESIDES: Barcelona, Venezuela

SIGNING SCOUT: Carlos Perez

ACQUIRED (SIGNED): Signed as a non-drafted free agent in 2021 (8/9/21)

YR	CLUB	W-L	ERA	G	GS	CG	SHO	SV	IP	H	R	ER	HR	HB	BB	SO	WP	BK
21	D5L Mets1 (R)	1-1	2.19	9	2	0	0	0	12.1	10	6	3	1	0	6	14	1	0

GOMEZ, TOMMY CATCHER

HT: 5-10 WT: 188 B/T: R/R

BORN: 4/21/04 in Santo Domingo, Dominican Republic.

RESIDES: Santo Domingo, Dominican Republic

SIGNING SCOUT: Wilson Peralta

ACQUIRED (SIGNED): Signed as a non-drafted free agent in 2021 (7/28/21)

YR	CLUB	AVG	G	AB	R	H	2B	3B	HR	RBI	SH	SF	HB	BB	SO	SB	CS	SLG	OBP	E
21	D5L Mets2 (R)	.154	5	13	1	2	0	0	0	2	0	0	1	2	7	1	0	.154	.313	1

GONZÁLEZ, BRAILIN LEFT-HANDED PITCHER

HT: 6-2 WT: 189 B/T: L/L

BORN: 9/23/99 in Nagua, Dominican Republic

RESIDES: Nagua, Dominican Republic

SIGNING SCOUT: Fernando Encarnación

ACQUIRED (SIGNED): Signed as a non-drafted free agent in 2017 (8/14/17)

YR	CLUB	W-L	ERA	G	GS	CG	SHO	SV	IP	H	R	ER	HR	HB	BB	SO	WP	BK
18	D5L Mets2 (R)	4-4	3.71	14	11	0	0	0	51.0	50	25	21	1	5	23	53	8	1
19	GCL Mets (R)	2-0	3.68	13	0	0	0	1	22.0	18	13	9	1	4	14	24	5	0
21	FCL Mets (R)	1-0	0.90	7	0	0	0	1	10.0	4	3	1	0	0	4	14	0	0
	St. Lucie (A)	1-2	6.97	18	0	0	0	0	20.2	23	21	16	3	5	20	32	8	0
Minor League Totals		8-6	4.08	52	11	0	0	2	103.2	95	62	47	5	14	61	123	21	1

GONZÁLEZ, HAROL RIGHT-HANDED PITCHER

HT: 5-10 WT: 183 B/T: R/R

BORN: 3/2/95 in Santo Domingo, Dominican Republic**RESIDES:** Pedro Brand, Dominican Republic**SIGNING SCOUT:** Daurys Nin**ACQUIRED:** Signed by the Mets to a minor league contract (11/4/20)

YR	CLUB	W-L	ERA	G	GS	CG	SHO	SV	IP	H	R	ER	HR	HB	BB	SO	WP	BK
14	DSL Mets1 (R)	1-0	3.00	8	0	0	0	2	21.0	24	8	7	0	0	3	27	3	0
	DSL Mets2 (R)	1-3	3.41	7	7	0	0	0	29.0	27	18	11	1	5	8	26	10	0
15	Kingsport (R)	2-4	4.96	13	9	1	0	1	65.1	68	45	36	12	6	9	56	3	0
16	Brooklyn (A)	7-3	2.01	14	13	0	0	0	85.0	69	20	19	2	6	17	88	4	1
17	Columbia (A)	9-8	3.56	20	20	3	0	0	126.1	123	56	50	11	8	37	91	5	0
	St. Lucie (A)	0-1	3.18	3	3	0	0	0	11.1	10	7	4	2	1	3	9	0	0
18	St. Lucie (A)	1-6	2.82	13	12	2	0	0	73.1	62	27	23	6	5	19	59	7	0
	Las Vegas (AAA)	0-9	7.79	9	9	0	0	0	52.0	79	48	45	10	1	17	30	5	1
19	Binghamton (AA)	0-1	3.00	1	1	1	0	0	6.0	4	2	2	0	0	2	1	0	0
	Syracuse (AAA)	6-0	2.68	8	7	0	0	0	40.1	33	12	12	8	3	10	23	1	0
	Binghamton (AA)	6-4	3.14	17	16	0	0	0	97.1	83	37	34	12	3	23	89	6	0
Minor League Totals		33-39	3.60	113	97	7	0	3	607.0	582	280	243	64	38	148	499	44	2

GONZÁLEZ, SAÚL RIGHT-HANDED PITCHER

HT: 6-6 WT: 288 B/T: R/R

BORN: 12/28/99 in Cidra, Puerto Rico**HIGH SCHOOL:** Monteverde Academy (FL)**RESIDES:** Cidra, Puerto Rico**SIGNING SCOUT:** Jon Updike**ACQUIRED:** Mets 23rd-round pick in the 2018 First-Year Player Draft (6/23/18)

YR	CLUB	W-L	ERA	G	GS	CG	SHO	SV	IP	H	R	ER	HR	HB	BB	SO	WP	BK
18	GCL Mets (R)	0-0	11.57	3	0	0	0	0	2.1	5	3	3	1	0	2	1	1	0
19									DID NOT PLAY - INJURED									
21	GCL Mets (R)	2-0	3.68	8	5	0	0	0	29.1	23	14	12	1	2	9	31	2	0
	St. Lucie (A)	0-1	8.71	4	2	0	0	0	10.1	18	10	10	1	1	3	10	4	0
Minor League Totals		2-1	5.36	15	7	0	0	0	42.0	46	27	25	3	3	14	42	7	0

GORDON, COLE RIGHT-HANDED PITCHER

HT: 6-5 WT: 250 B/T: L/R

BORN: 10/2/95 in Tampa, FL**HIGH SCHOOL:** Steinbrenner (FL)**RESIDES:** Tampa, FL**COLLEGE:** Mississippi State**SIGNING SCOUT:** Jet Butler**ACQUIRED:** Mets 32nd-round pick in the 2019 First-Year Player Draft (6/5/19)

YR	CLUB	W-L	ERA	G	GS	CG	SHO	SV	IP	H	R	ER	HR	HB	BB	SO	WP	BK
19	Columbia (A)	1-3	2.76	18	0	0	0	1	29.1	19	11	9	2	0	15	36	6	1
	Brooklyn (A)	0-0	0.00	1	0	0	0	0	1.0	1	0	0	0	0	3	0	0	
21	Binghamton (AA)	4-3	3.69	20	13	1	1	1	83.0	49	37	34	12	4	35	85	8	0
Minor League Totals		5-6	3.41	39	13	1	1	2	113.1	69	48	43	14	4	50	124	14	1

GREY, CONNOR RIGHT-HANDED PITCHER

HT: 6-0 WT: 186 B/T: R/R

BORN: 5/6/94 in Frewsburg, NY**HIGH SCHOOL:** Frewsburg (NY) HS**RESIDES:** Frewsburg, NY**COLLEGE:** St. Bonaventure (NY)**SIGNING SCOUT:** Dennis Sheehan (Arizona)**ACQUIRED:** Signed by Mets to a minor league contract in 2021 (6/17/21)**CAREER NOTES**

2018... Earned CAL Pitcher of the week three times, 4/22, 8/12 & 9/03, all while with Visalia...**2017...** Named the MID Pitcher of the Week (9/04) for Kane County, as he threw Kane County's first perfect game in their history...Was named the NWL Pitcher of the Week (7/02) with Hillsboro.

YR	CLUB	W-L	ERA	G	GS	CG	SHO	SV	IP	H	R	ER	HR	HB	BB	SO	WP	BK
16	Missoula (R)	4-2	4.47	9	9	0	0	0	50.1	50	25	25	6	4	16	37	1	0
	Hillsboro (A)	0-0	0.00	6	0	0	0	0	9.2	4	0	0	0	0	2	14	0	0
17	Hillsboro (A)	6-2	2.74	8	8	0	0	0	46.0	35	16	14	4	4	5	41	2	0
	Kane County (A)	3-1	2.11	7	7	2	1	0	47.0	36	14	11	2	1	1	39	1	0
	Visalia (A+)	0-1	7.36	1	1	0	0	0	3.2	3	3	3	0	0	2	3	0	0
	Reno (AAA)	0-0	6.75	2	1	0	0	0	6.2	7	5	5	1	1	1	8	0	0
18	Visalia (A+)	10-9	4.54	27	27	0	0	0	140.2	154	92	71	21	7	38	131	2	0
	Visalia (A+)	2-1	3.32	7	0	0	0	0	19.0	20	8	7	0	0	1	16	0	0
19	Jackson (AA)	2-0	2.93	10	3	0	0	0	30.2	30	12	10	3	1	11	23	0	0
	Reno (AAA)	0-1	7.39	7	1	0	0	0	15.1	26	16	16	4	0	12	12	1	0
	Brooklyn (A+)	1-1	3.22	4	4	0	0	0	22.1	14	11	8	2	2	10	25	1	0
21	Brooklyn (A+)	1-1	3.22	4	4	0	0	0	22.1	14	11	8	2	2	10	25	1	0
	Binghamton (AA)	1-4	4.55	7	5	0	0	0	31.2	31	18	16	3	5	6	37	2	0
Minor League Totals		29-22	3.96	95	66	2	1	0	423.0	410	220	186	46	25	105	386	10	0

GRIFFIN, DAVID RIGHT-HANDED PITCHER

HT: 6-0 WT: 205 B/T: R/R

BORN: 7/16/96 in Hanover, MA**HIGH SCHOOL:** Hanover (MA) HS**RESIDES:** Hanover, MA**COLLEGE:** Curry College**SIGNING SCOUT:** Jaymie Bane**ACQUIRED:** Signed by the Mets to a minor league contract in 2021 (6/15/21)

YR	CLUB	W-L	ERA	G	GS	CG	SHO	SV	IP	H	R	ER	HR	HB	BB	SO	WP	BK
19	Gary (Ind.)	2-1	3.58	12	2	0	0	0	27.2	20	12	11	5	1	17	22	0	0
20	Rockland (Ind.)	0-1	7.24	4	3	0	0	0	13.2	22	13	11	1	0	6	14	0	1
	Road Warrior (Ind.)	0-1	11.17	2	2	0	0	0	9.2	12	12	12	3	0	3	13	0	0
21	Gary (Ind.)	1-1	4.31	6	6	0	0	0	31.1	29	15	15	2	2	10	36	1	0
	St. Lucie (A)	2-1	3.05	7	7	0	0	0	38.1	24	13	13	2	3	18	48	2	0
	Brooklyn (A+)	3-1	4.18	7	7	0	0	0	32.1	35	20	15	4	4	13	30	1	1
Minor League Totals		5-2	3.57	14	14	0	0	0	70.2	59	33	28	6	7	31	78	3	1
Independent League Totals		3-4	5.36	24	13	0	0	0	82.1	83	52	49	11	3	36	85	1	0

GUANCE, MANUEL INFIELDER

HT: 5-10 WT: 150 B/T: R/R

BORN: 11/6/03 in Santo Domingo, Dominican Republic**RESIDES:** Santo Domingo, Dominican Republic**SIGNING SCOUT:** Wilson Peralta**ACQUIRED (SIGNED):** Signed as a non-drafted free agent in 2021 (1/15/21)

YR	CLUB	AVG	G	AB	R	H	2B	3B	HR	RBI	SH	SF	HB	BB	SO	SB	CS	SLG	OBP	E
21	DSL Mets2 (R)	.175	17	40	4	7	2	1	0	3	0	0	0	10	16	1	1	.275	.340	1

GUERRERA, JUSTIN INFIELDER

HT: 5-9 WT: 199 B/T: R/R

BORN: 1/11/00 in Watertown, CT**HIGH SCHOOL:** Watertown (CT) HS**RESIDES:** Watertown, CT**COLLEGE:** Fairfield**SIGNING SCOUT:** John Kosciak**ACQUIRED (SIGNED):** Mets 20th-round pick in the 2021 First-Year Player Draft (7/18/21)**CAREER NOTES**

College... Earned All-MAAC First-Team...Was named New England Baseball Journal First-Team...Was Fairfield University Male Athlete of the Year...Earned MAAC Player of the Week (3/22 & 4/12)...Was named Collegiate Baseball Newspaper National Player of the Week (3/22).

YR	CLUB	AVG	G	AB	R	H	2B	3B	HR	RBI	SH	SF	HB	BB	SO	SB	CS	SLG	OBP	E
21	FCL Mets (R)	.410	11	39	8	16	3	0	2	10	0	1	1	5	11	1	0	.641	.478	2
	St. Lucie (A)	.212	19	66	12	14	2	1	3	5	0	1	1	8	22	2	0	.409	.303	9
Minor League Totals		.286	30	105	20	30	5	1	5	15	0	2	2	13	33	3	0	.495	.369	11

GUERRERO, ANGEL OUTFIELDER

HT: 6-1 WT: 185 B/T: L/R

BORN: 11/17/03 in La Romana, Dominican Republic
RESIDES: La Romana, Dominican Republic
SIGNING SCOUT: Wilson Peralta
ACQUIRED (SIGNED): Signed as a non-drafted free agent in 2021 (1/15/21)

YR	CLUB	AVG	G	AB	R	H	2B	3B	HR	RBI	SH	SF	HB	BB	SO	SB	CS	SLG	OBP	E
21	DSL Mets1 (R)	.188	6	16	0	3	0	0	0	0	0	0	2	1	5	1	0	.188	.316	0

GUERRERO, GREGORY INFIELDER

HT: 6-0 WT: 207 B/T: R/R

BORN: 1/20/99 in Baní, Dominican Republic
RESIDES: Baní, Dominican Republic
SIGNING SCOUT: Daurys Nin
ACQUIRED (SIGNED): Signed as a non-drafted free agent in 2015 (7/2/15)

CAREER NOTES

Personal... Valedictorian of the 2017 Cenepec Graduation which he attended at the Mets Dominican Academy.

YR	CLUB	AVG	G	AB	R	H	2B	3B	HR	RBI	SH	SF	HB	BB	SO	SB	CS	SLG	OBP	E
16	DSL Mets1 (R)	.247	64	247	32	61	10	0	0	20	1	4	2	28	51	10	2	.287	.324	12
17	GCL Mets (R)	.217	38	143	17	31	3	1	0	12	2	1	1	7	27	1	3	.252	.257	10
18	DID NOT PLAY - INJURED																			
19	Kingsport (R)	.222	53	189	31	42	7	2	6	23	1	0	2	26	55	2	0	.376	.323	8
21	GCL Mets (R)	.220	35	100	13	22	6	0	3	9	0	0	0	9	31	0	2	.370	.284	4
Minor League Totals		.230	190	679	93	156	26	3	9	64	4	5	5	70	164	13	7	.317	.304	34

HACKIMER, TOM RIGHT-HANDED PITCHER

HT: 5-11 WT: 210 B/T: R/R

BORN: 6/28/94 in New Hyde Park, NY
RESIDES: Floral Park, NY
SIGNING SCOUT: John Wilson (Minnesota)
ACQUIRED (SIGNED): Signed by the Mets to a minor league contract in 2021 (6/13/21)
HIGH SCHOOL: Archbishop Molloy HS (NY)
COLLEGE: St. John's (NY)

CAREER NOTES

2017... Was named Florida State League Pitcher of the Week (July 9) after going 2-0 with one save and one hit allowed while striking out seven in four appearances (6.0 IP)...**College...** Went 7-3, 1.17 ERA (53.2 IP, 7 ER) with eight saves, 19 walks and 71 strikeouts as a senior at St. John's in 2016...Earned Big East Pitcher of the Year, the first reliever to do so since 2005...As a junior, went 4-1 with a 1.92 ERA while recording a school-record 15 saves and held hitters to a .094 batting average in a Big East Conference-leading 35 appearances...Was also named First-Team CoSIDA Academic All-District.

YR	CLUB	W-L	ERA	G	GS	CG	SHO	SV	IP	H	R	ER	HR	HB	BB	SO	WP	BK
16	Cedar Rapids (A)	1-3	2.39	21	0	0	0	5	26.1	21	12	7	1	7	12	26	0	0
17	Cedar Rapids (A)	3-1	1.50	16	0	0	0	6	24.0	11	5	4	0	4	3	28	1	0
	Fort Myers (A+)	4-0	1.95	27	0	0	0	7	37.0	19	10	8	0	7	19	42	1	0
18	Fort Myers (A+)	2-4	6.20	16	0	0	0	3	24.2	26	18	17	0	11	16	21	2	0
19	Fort Myers (A+)	2-0	0.59	9	0	0	0	1	15.1	3	1	1	0	5	8	27	2	0
	Pensacola (AA)	4-2	3.27	27	0	0	0	0	41.1	30	16	15	1	15	19	48	1	0
21	Wichita (AA)	2-0	0.00	4	0	0	0	0	7.1	5	0	0	0	2	1	11	0	0
	Binghamton (AA)	0-1	5.14	9	0	0	0	1	14.0	10	8	8	1	5	5	16	1	0
	St. Paul (AAA)	0-0	16.20	6	0	0	0	1	5.0	6	9	9	0	3	15	7	1	0
	Syracuse (AAA)	0-0	2.45	15	0	0	0	4	14.2	6	4	4	2	6	14	20	3	0
Minor League Totals		18-11	3.13	150	0	0	0	28	209.2	137	83	73	5	65	112	246	12	0

HALL, DYLAN RIGHT-HANDED PITCHER

HT: 6-4 WT: 224 B/T: R/R

BORN: 9/7/97 in Fredericksburg, VA
RESIDES: Stafford, VA
SIGNING SCOUT: Taylor Terrasas
ACQUIRED: Signed as a non-drafted free agent in 2020 (6/15/20)
HIGH SCHOOL: Mountain View HS (VA)
COLLEGE: University of Central Oklahoma

YR	CLUB	W-L	ERA	G	GS	CG	SHO	SV	IP	H	R	ER	HR	HB	BB	SO	WP	BK
21	FCL Mets (R)	0-0	0.00	2	0	0	0	0	2.2	2	0	0	0	0	4	4	1	0
	St. Lucie (A)	0-0	3.00	2	1	0	0	0	6.0	4	2	2	0	0	4	7	0	0
	Brooklyn (A+)	0-0	1.69	4	0	0	0	0	5.1	5	1	1	0	0	1	6	2	0
	Binghamton (AA)	0-2	13.50	2	2	0	0	0	7.1	14	12	11	2	1	4	8	1	0
Minor League Totals		0-2	5.91	10	3	0	0	0	21.2	25	15	14	2	1	13	25	4	0

HAMEL, DOMINIC RIGHT-HANDED PITCHER

HT: 6-2 WT: 237 B/T: R/R

BORN: 3/2/99 in Chandler, AZ**HIGH SCHOOL:** Hamilton HS (TX)**RESIDES:** West Palm Beach, FL**COLLEGE:** Dallas Baptist**SIGNING SCOUT:** Gary Brown**ACQUIRED:** Mets third-round pick in the 2021 First-Year Player Draft (7/28/21)**CAREER NOTES****College...** Was named Collegiate Baseball's National Pitcher of the Week and Missouri Valley Conference Pitcher of the Week (Week of Feb. 17) after carrying a no-hitter into the eighth inning at No. 13 North Carolina (2/23) and earned the win by throwing 7.0 shutout innings.

YR	CLUB	W-L	ERA	G	GS	CG	SHO	SV	IP	H	R	ER	HR	HB	BB	SO	WP	BK
21	FCL Mets (R)	0-0	0.00	2	0	0	0	0	3.0	0	0	0	0	0	0	7	0	0

HARDY, BRENDAN RIGHT-HANDED PITCHER

HT: 6-4 WT: 202 B/T: R/R

BORN: 12/15/99 in Gulfport, MS**HIGH SCHOOL:** Harrison Central (MS)**RESIDES:** Gulfport, MS**SIGNING SCOUT:** Jet Butler**ACQUIRED:** Mets 31st-round pick in the 2018 First-Year Player Draft (6/9/18)

YR	CLUB	W-L	ERA	G	GS	CG	SHO	SV	IP	H	R	ER	HR	HB	BB	SO	WP	BK
18	GCL Mets (R)	1-1	3.31	9	0	0	0	0	16.1	11	9	6	1	1	14	19	2	0
19	Kingsport (R)	2-1	6.83	16	0	0	0	0	27.2	19	24	21	3	3	25	29	8	0
21	GCL Mets (R)	3-1	10.80	13	1	0	0	1	11.2	11	15	14	0	4	17	14	3	0
	FCL Mets (R)	0-0	13.83	11	0	0	0	0	13.2	13	21	21	2	2	21	17	7	0
Minor League Totals		6-3	8.05	49	1	0	0	1	69.1	54	69	62	6	10	77	79	20	0

HARTWIG, GRANT RIGHT-HANDED PITCHER

HT: 6-3 WT: 241 B/T: R/R

BORN: 12/18/97 in Detroit, MI**HIGH SCHOOL:** Detroit Catholic Central (MI)**RESIDES:** Plymouth, MI**COLLEGE:** Miami (OH)**SIGNING SCOUT:** Chris Heidt & Moises de la Mota**ACQUIRED:** Signed by the Mets to a minor league contract in 2021 (7/22/21)

YR	CLUB	W-L	ERA	G	GS	CG	SHO	SV	IP	H	R	ER	HR	HB	BB	SO	WP	BK
21	FCL Mets (R)	0-1	3.86	4	3	0	0	0	7.0	7	5	3	1	0	3	9	0	0
	St. Lucie (A)	0-0	1.93	4	0	0	0	3	4.2	3	2	1	0	1	3	1	0	0
Minor League Totals		0-1	3.09	8	3	0	0	3	11.2	10	7	4	1	1	4	12	1	0

HEJKA, JOSH RIGHT-HANDED PITCHER

HT: 5-11 WT: 185 B/T: R/R

BORN: 3/20/97 in Dearborn, Michigan**HIGH SCHOOL:** Divine Child High (MI)**RESIDES:** West Palm Beach, FL**COLLEGE:** Johns Hopkins**SIGNING SCOUT:** Bryan Hayes**ACQUIRED (SIGNED):** Signed as a non-drafted free agent in 2019 (6/27/19)

YR	CLUB	W-L	ERA	G	GS	CG	SHO	SV	IP	H	R	ER	HR	HB	BB	SO	WP	BK
19	Brooklyn (A)	2-0	2.25	11	0	0	0	1	12.0	13	5	3	0	2	3	14	1	0
	Kingsport (R)	0-0	0.00	11	0	0	0	3	8.1	4	0	0	0	0	2	10	0	0
21	Brooklyn (A+)	2-1	3.28	24	0	0	0	1	49.1	58	30	18	1	5	11	40	1	0
	Binghamton (AA)	0-0	3.72	6	0	0	0	0	9.2	5	4	4	0	4	1	6	0	0
	Syracuse (AAA)	0-0	10.13	3	0	0	0	0	2.2	7	3	3	1	0	1	1	0	0
Minor League Totals		4-1	3.07	55	0	0	0	5	82.0	87	42	28	2	11	18	71	2	0

HENDRICK, ROBERT OUTFIELDER

HT: 6-2 WT: 190 B/T: R/R

BORN: 4/22/03 in Panama City, Panama**RESIDES:** Panama City, Panama**SIGNING SCOUT:** Elvis Rios**ACQUIRED (SIGNED):** Signed as a non-drafted free agent in 2019 (7/22/19)

YR	CLUB	AVG	G	AB	R	H	2B	3B	HR	RBI	SH	SF	HB	BB	SO	SB	CS	SLG	OBP	E
21	DSL Mets1 (R)	.120	31	75	10	9	3	0	1	5	0	0	12	8	35	1	1	.200	.305	3

HERNÁNDEZ, ADRIÁN OUTFIELDER

HT: 5-11 WT: 210 B/T: R/R

BORN: 2/8/01 in Santo Domingo, Dominican Republic**RESIDES:** Santo Domingo, Dominican Republic**SIGNING SCOUT:** Fernando Encarnación**ACQUIRED (SIGNED):** Signed as a non-drafted free agent in 2017 (7/2/17)

YR	CLUB	AVG	G	AB	R	H	2B	3B	HR	RBI	SH	SF	HB	BB	SO	SB	CS	SLG	OBP	E
18	DSL Mets1 (R)	.261	63	249	50	65	12	2	5	34	0	1	18	17	52	9	5	.386	.351	0
19	GCL Mets (R)	.286	4	14	3	4	2	0	1	1	0	0	1	4	2	1	.643	.375	1	
21	Brooklyn (A+)	.133	30	98	3	13	0	0	1	3	0	0	4	42	0	2	.163	.167	2	
Minor League Totals		.227	97	361	56	82	14	2	7	38	0	1	19	22	98	11	8	.335	.643	3

HERNÁNDEZ, JOSÉ CATCHER

HT: 5-9 WT: 210 B/T: R/R

BORN: 5/13/02 in Santo Domingo, Dominican Republic**RESIDES:** Santo Domingo, Dominican Republic**SIGNING SCOUT:** Fernando Encarnación**ACQUIRED (SIGNED):** Signed as a non-drafted free agent in 2019 (2/21/19)

YR	CLUB	AVG	G	AB	R	H	2B	3B	HR	RBI	SH	SF	HB	BB	SO	SB	CS	SLG	OBP	E
19	DSL Mets1 (R)	.500	3	12	3	6	1	0	0	1	0	0	0	0	3	0	0	.583	.500	2
	DSL Mets2 (R)	.262	39	126	29	33	3	0	1	7	0	0	5	28	41	9	3	.310	.415	6
21	DID NOT PLAY - INJURED																			
Minor League Totals		.283	42	138	32	39	4	0	1	8	0	0	5	28	44	9	3	.333	.421	8

HOLDERMAN, COLIN RIGHT-HANDED PITCHER**MAJOR LEAGUE INVITE****IBARGUEN, MIKE** OUTFIELDER

HT: 5-11 WT: 150 B/T: R/R

BORN: 3/25/04 in Itagüí, Colombia**RESIDES:** Itagüí, Colombia**SIGNING SCOUT:** Harold Herrera**ACQUIRED (SIGNED):** Signed as a non-drafted free agent in 2021 (1/15/21)

YR	CLUB	AVG	G	AB	R	H	2B	3B	HR	RBI	SH	SF	HB	BB	SO	SB	CS	SLG	OBP	E
21	DSL Mets1 (R)	.250	2	4	0	1	0	0	0	1	0	1	0	0	1	0	0	.250	.200	0
	DSL Mets2 (R)	.182	11	22	4	4	3	0	0	4	0	0	3	4	8	1	1	.318	.379	0
Minor League Totals		.192	13	26	4	5	3	0	0	5	0	1	3	4	9	1	1	.308	.353	0

JOHNSTONE, ELLIOT RIGHT-HANDED PITCHER

HT: 6-2 WT: 201 B/T: R/R

BORN: 9/24/1998 in Auckland, New Zealand**RESIDES:** Auckland, New Zealand**SIGNING SCOUT:** Conor Brooks**ACQUIRED (SIGNED):** Signed as a minor league free agent in 2021 (6/2/21)

YR	CLUB	W-L	ERA	G	GS	CG	SHO	SV	IP	H	R	ER	HR	HB	BB	SO	WP	BK
18-19	Auckland (AUBL)	0-3	14.06	7	4	0	0	0	16.0	28	31	25	6	2	17	8	4	2
19-20	Auckland (AUBL)	4-1	1.09	12	0	0	0	1	24.2	14	6	3	0	1	10	28	4	0
Australian League Totals		4-4	6.20	19	4	0	0	1	40.2	42	37	28	6	3	27	36	8	2

JONES, NATE RIGHT-HANDED PITCHER

HT: 6-1 WT: 227 B/T: R/R

BORN: 1/6/97 in Shreveport, LA**RESIDES:** Shreveport, LA**SIGNING SCOUT:** Jet Butler**ACQUIRED (SIGNED):** Mets fifth-round pick in the 2019 First-Year Player Draft (6/9/19)**CAREER NOTES****College...**Struck out a career-high 80 batters in 81.0 innings during his senior season at Northwestern State.

YR	CLUB	W-L	ERA	G	GS	CG	SHO	SV	IP	H	R	ER	HR	HB	BB	SO	WP	BK
19	Brooklyn (A)	0-2	6.59	7	7	0	0	0	13.2	10	10	10	3	0	8	14	1	0
21	DID NOT PITCH - INJURED																	

JORDAN, ROWDEY OUTFIELDER**HT:** 5-11 **WT:** 194 **B/T:** S/R**BORN:** 1/27/1999 in Auburn, AL**HIGH SCHOOL:** Auburn HS (AL)**RESIDES:** Auburn, AL**COLLEGE:** Mississippi State**SIGNING SCOUT:** Jet Butler**ACQUIRED (SIGNED):** Mets 11th-round pick in the 2021 First-Year Player Draft (7/20/21)**CAREER NOTES**

College...His Sophomore season he was selected MVP of the NCAA Starkville Regional...Named to the Spring SEC Academic Honor Roll...His freshman season he earned Freshman All-America honors from *D1Baseball.com*...Named to the NCAA Tallahassee Regional All-Tournament Team (6/1-4).

YR	CLUB	AVG	G	AB	R	H	2B	3B	HR	RBI	SH	SF	HB	BB	SO	SB	CS	SLG	OBP	E
21	St. Lucie (A)	.229	30	109	15	25	4	0	1	13	1	2	0	18	28	2	3	.294	.333	1

JUAREZ, DANIEL LEFT-HANDED PITCHER**HT:** 5-9 **WT:** 190 **B/T:** L/L**BORN:** 9/28/00 in Guigue, Dominican Republic**RESIDES:** Guigue, Dominican Republic**SIGNING SCOUT:** Andres Nunez**ACQUIRED (SIGNED):** Signed as a non-drafted free agent in 2019 (1/30/19)

YR	CLUB	W-L	ERA	G	GS	CG	SHO	SV	IP	H	R	ER	HR	HB	BB	SO	WP	BK
19	DSL Mets2 (R)	0-1	3.74	16	1	0	0	1	33.2	31	16	14	3	0	17	53	4	0
21	GCL Mets (R)	2-1	2.76	16	1	0	0	1	29.1	11	11	9	2	2	18	44	0	0
	St. Lucie (A)	1-0	0.00	1	0	0	0	0	2.1	0	0	0	0	0	1	2	0	0
Minor League Totals		3-2	3.17	33	2	0	0	2	65.1	42	27	23	5	2	36	99	4	0

KENDALL, KEVIN INFIELDER**HT:** 5-10 **WT:** 166 **B/T:** L/R**BORN:** 6/25/1999 in Long Beach, CA**HIGH SCHOOL:** La Mirada HS (CA)**RESIDES:** La Mirada, CA**COLLEGE:** UCLA**SIGNING SCOUT:** Rusty McNamara**ACQUIRED (SIGNED):** Mets seventh-round pick in the 2021 First-Year Player Draft (7/21/21)**CAREER NOTES**

College...He was the Pac-12 leader in hits per game (1.6) in 2021...Was named Pac-12 All-Conference Team honorable mention...Was named to the UCLA Director's Honor Roll for fall and winter quarters his senior year.

YR	CLUB	AVG	G	AB	R	H	2B	3B	HR	RBI	SH	SF	HB	BB	SO	SB	CS	SLG	OBP	E
21	St. Lucie (A)	.327	31	113	22	37	7	2	1	11	0	1	4	15	24	8	2	.451	.421	4

KISENA, ALEC RIGHT-HANDED PITCHER**HT:** 6-5 **WT:** 308 **B/T:** L/R**BORN:** 10/12/95 in Seattle, WA**HIGH SCHOOL:** Henry M. Jackson (WA)**RESIDES:** Snohomish, WA**COLLEGE:** Edmonds CC (WA)**SIGNING SCOUT:** Ryan Johnson (Detroit)**ACQUIRED (SIGNED):** Signed as a minor league free agent in 2019 (2/25/19)

YR	CLUB	W-L	ERA	G	GS	CG	SHO	SV	IP	H	R	ER	HR	HB	BB	SO	WP	BK
15	GCL Tigers (R)	1-1	2.25	9	9	0	0	0	40.0	35	13	10	2	2	16	44	2	0
17	Gateway (Ind.)	3-5	6.62	13	13	0	0	0	68.0	77	55	50	11	5	36	59	4	2
18	Gateway (Ind.)	5-4	4.75	18	18	1	0	0	100.1	88	54	53	13	9	38	108	9	2
19	Brooklyn (A)	0-0	3.52	2	2	0	0	0	7.2	8	3	3	0	0	2	11	2	2
	Columbia (A)	4-2	3.50	24	4	0	0	2	69.1	64	28	27	2	5	29	70	7	2
	St. Lucie (A)	1-0	0.00	2	0	0	0	1	4.1	3	0	0	0	0	5	0	0	
21	Brooklyn (A+)	2-9	4.74	18	16	0	0	0	79.2	75	45	42	85	5	34	102	13	3
	Binghamton (AA)	0-2	7.50	2	1	0	0	0	6.0	9	6	5	1	0	4	8	2	1
Minor League Totals		8-14	3.78	57	32	0	0	3	207.0	84	51	47	9	5	38	110	26	8
Independent Totals		8-9	5.51	31	31	1	0	0	168.1	165	109	103	24	14	74	167	13	4

KUBICHEK, KOLBY RIGHT-HANDED PITCHER**HT:** 5-11 **WT:** 173 **B/T:** R/R**BORN:** 11/28/1999 in Bryan, TX**HIGH SCHOOL:** Bryan HS (TX)**RESIDES:** Bryan, TX**COLLEGE:** University of Texas**SIGNING SCOUT:** Harry Shelton**ACQUIRED (SIGNED):** Mets 18th-round pick in the 2021 First-Year Player Draft (7/18/21)

YR	CLUB	W-L	ERA	G	GS	CG	SHO	SV	IP	H	R	ER	HR	HB	BB	SO	WP	BK
21	FCL Mets (R)	0-0	0.00	1	1	0	0	0	1.0	1	0	0	0	0	2	1	0	
	St. Lucie (A)	0-3	8.15	6	2	0	0	0	17.2	22	20	16	2	3	11	10	2	0
Minor League Totals		0-3	7.71	7	3	0	0	0	18.2	23	20	16	2	3	11	12	3	0

LANDER, ADRIAN CATCHER

HT: 5-9 WT: 145 B/T: R/R

BORN: 3/13/03 in Maracay, Venezuela**RESIDES:** Maracay, Venezuela**SIGNING SCOUT:** Robert Espejo**ACQUIRED (SIGNED):** Signed as a non-drafted free agent in 2019 (7/3/19)

YR	CLUB	AVG	G	AB	R	H	2B	3B	HR	RBI	SH	SF	HB	BB	SO	SB	CS	SLG	OBP	E
21	DSL Mets1 (R)	.164	27	67	6	11	2	0	0	3	0	0	0	6	15	0	1	.194	.233	1
	DSL Mets2 (R)	.500	1	2	0	1	0	0	0	0	0	0	0	0	0	0	0	.500	.500	0
Minor League Totals		.174	28	69	6	12	2	0	0	3	0	0	0	6	15	0	1	.203	.240	1

LARA, WILFREDO INFIELDER

HT: 5-10 WT: 180 B/T: R/R

BORN: 4/28/2004 in Baní, Dominican Republic**RESIDES:** Baní, Dominican Republic**SIGNING SCOUT:** Wilson Peralta**ACQUIRED (SIGNED):** Signed as a non-drafted free agent in 2021 (6/14/21)

YR	CLUB	AVG	G	AB	R	H	2B	3B	HR	RBI	SH	SF	HB	BB	SO	SB	CS	SLG	OBP	E
21	DSL Mets2 (R)	.208	31	96	14	20	6	1	2	13	0	0	4	10	36	3	2	.354	.309	7

LASKO, JUSTIN RIGHT-HANDED PITCHER

HT: 6-3 WT: 205 B/T: R/R

BORN: 3/16/97 in Bridgeport, CT**RESIDES:** Stratford, CT**SIGNING SCOUT:** John Kosciak**ACQUIRED (SIGNED):** Mets 30th-round pick in the 2019 First-Year Player Draft (6/9/19)

YR	CLUB	W-L	ERA	G	GS	CG	SHO	SV	IP	H	R	ER	HR	HB	BB	SO	WP	BK
19	Brooklyn (A)	0-1	1.42	10	0	0	0	1	12.2	8	5	2	2	1	0	9	0	0
	Columbia (A)	4-4	2.57	11	1	0	0	0	21.0	17	8	6	1	0	6	19	1	0
21	St. Lucie (A)	2-0	1.96	4	2	0	0	0	23.0	15	5	5	2	1	4	25	2	0
	Brooklyn (A+)	4-5	2.81	11	11	0	0	0	64.0	52	20	20	6	1	13	64	3	0
	Binghamton (AA)	1-4	8.14	5	5	0	0	0	21.0	34	20	19	2	2	10	13	1	0
Minor League Totals		11-14	3.30	41	19	0	0	1	141.2	126	58	52	13	5	33	130	7	0

LAVENDER, NATHAN LEFT-HANDED PITCHER

HT: 6-1 WT: 200 B/T: L/L

BORN: 1/20/2000 in Hudson, IL**RESIDES:** Hudson, IL**SIGNING SCOUT:** Chris Heidt**ACQUIRED (SIGNED):** Mets 14th-round pick in the 2021 First-Year Player Draft (7/22/21)

YR	CLUB	W-L	ERA	G	GS	CG	SHO	SV	IP	H	R	ER	HR	HB	BB	SO	WP	BK
21	FCL Mets (R)	0-0	1.35	4	0	0	0	3	6.2	3	1	1	0	0	2	12	0	1

LEAL, GREGORY CATCHER

HT: 5-10 WT: 200 B/T: R/R

BORN: 2/14/03 in Maracaibo, Venezuela**RESIDES:** Maracaibo, Venezuela**SIGNING SCOUT:** Robert Espejo**ACQUIRED (SIGNED):** Signed as a non-drafted free agent in 2019 (7/3/19)

YR	CLUB	AVG	G	AB	R	H	2B	3B	HR	RBI	SH	SF	HB	BB	SO	SB	CS	SLG	OBP	E
21	DSL Mets2 (R)	.082	28	49	6	4	1	0	1	4	0	2	3	10	18	0	0	.163	.266	7

LECHUGA, ISAAC INFIELDER

HT: 5-10 WT: 145 B/T: S/R

BORN: 9/12/03 in Barranquilla, Colombia**RESIDES:** Barranquilla, Colombia**SIGNING SCOUT:** Harold Herrera**ACQUIRED (SIGNED):** Signed as a non-drafted free agent in 2021 (1/15/21)

YR	CLUB	AVG	G	AB	R	H	2B	3B	HR	RBI	SH	SF	HB	BB	SO	SB	CS	SLG	OBP	E
21	DSL Mets1 (R)	.167	19	42	3	7	2	0	0	3	0	1	0	10	19	5	2	.214	.321	1

LINARES, FRANKLIN OUTFIELDER

HT: 6-0 WT: 175 B/T: R/R

BORN: 11/5/00 in Boca Chica, Dominican Republic**RESIDES:** Santo Domingo, Dominican Republic**SIGNING SCOUT:** Wilson Peralta**ACQUIRED (SIGNED):** Signed as a non-drafted free agent in 2019 (3/12/19)

YR	CLUB	AVG	G	AB	R	H	2B	3B	HR	RBI	SH	SF	HB	BB	SO	SB	CS	SLG	OBP	E
19	DSL Mets2 (R)	.297	25	91	11	27	5	2	1	7	2	1	2	12	29	12	7	.429	.387	1
	DSL Mets1 (R)	.280	29	125	23	35	3	3	1	18	1	0	1	14	30	8	1	.376	.357	2
21	DSL Mets1 (R)	.217	47	143	21	31	2	3	0	9	0	1	5	15	42	19	6	.273	.346	12
Minor League Totals		.259	101	359	55	93	10	8	2	34	3	2	8	41	101	39	14	.348	.346	15

LORA, YEUDI RIGHT-HANDED PITCHER

HT: 6-2 WT: 175 B/T: R/R

BORN: 8/25/2003 in San Pedro De Macoris, Dominican Republic**RESIDES:** San Pedro De Macoris, Dominican Republic**SIGNING SCOUT:** Felix Romero**ACQUIRED (SIGNED):** Signed as a non-drafted free agent in 2021 (6/7/21)

YR	CLUB	W-L	ERA	G	GS	CG	SHO	SV	IP	H	R	ER	HR	HB	BB	SO	WP	BK
21	DSL Mets1 (R)	2-0	5.87	4	0	0	0	0	7.2	4	6	5	1	2	6	9	0	1
	DSL Mets2 (R)	0-3	10.13	11	0	0	0	0	10.2	17	13	12	0	1	11	8	6	0
Minor League Totals		2-3	8.35	15	0	0	0	0	18.1	21	19	17	1	3	17	17	6	1

LOYO, JUAN CATCHER

HT: 5-9 WT: 205 B/T: R/R

BORN: 3/16/99 in Araure, Venezuela**RESIDES:** Araure, Venezuela**SIGNING SCOUT:** Nestor Moreno**ACQUIRED (SIGNED):** Signed as a non-drafted free agent in 2018 (6/2/18)

YR	CLUB	AVG	G	AB	R	H	2B	3B	HR	RBI	SH	SF	HB	BB	SO	SB	CS	SLG	OBP	E
18	DSL Mets1 (R)	.292	48	144	19	42	4	0	1	14	2	2	16	22	22	7	4	.340	.435	5
19	DSL Mets2 (R)	.261	5	23	3	6	3	0	0	2	0	0	1	0	6	0	1	.391	.292	1
	GCL Mets (R)	.210	30	81	10	17	3	1	1	8	1	0	5	10	20	0	0	.309	.333	5
21	GCL Mets (R)	.324	16	37	4	12	1	0	0	4	0	0	2	4	13	0	1	.351	.419	3
	St. Lucie (A)	.000	1	2	1	0	0	0	0	0	0	0	1	1	2	0	0	.000	.500	0
	Binghamton (AA)	.333	1	3	0	1	1	0	0	0	0	0	0	2	0	0	0	.667	.333	0
	Syracuse (AAA)	1.000	1	1	0	1	0	0	0	0	0	0	0	0	0	0	0	1.000	1.000	0
Minor League Totals		.271	102	291	37	79	12	1	2	28	3	2	25	37	65	7	6	.340	.397	14

LUGO, WILLIAM INFIELDER

HT: 6-2 WT: 230 B/T: R/R

BORN: 1/2/02 in Peravia, Dominican Republic**RESIDES:** Peravia, Dominican Republic**SIGNING SCOUT:** Gerardo Cabrera**ACQUIRED (SIGNED):** Signed as a non-drafted free agent in 2018 (8/23/18)

YR	CLUB	AVG	G	AB	R	H	2B	3B	HR	RBI	SH	SF	HB	BB	SO	SB	CS	SLG	OBP	E
19	GCL Mets (R)	.158	43	146	14	23	6	0	1	14	1	3	5	21	46	1	4	.219	.280	18
21	GCL Mets (R)	.218	46	156	28	34	6	0	6	22	0	1	3	23	52	5	1	.372	.328	4
Minor League Totals		.189	89	302	42	57	12	0	7	36	1	4	8	44	98	6	5	.298	.304	22

MACDONALD, NICK RIGHT-HANDED PITCHER

HT: 6-1 WT: 176 B/T: R/R

BORN: 6/11/98 in Pembroke Pines, FL**RESIDES:** Miami, FL**SIGNING SCOUT:** César Aranguren**ACQUIRED (SIGNED):** Mets 23rd-round pick in the 2019 First-Year Player Draft (6/17/19)

YR	CLUB	W-L	ERA	G	GS	CG	SHO	SV	IP	H	R	ER	HR	HB	BB	SO	WP	BK
19	Kingsport (R)	2-0	3.20	16	0	0	0	3	19.2	18	8	7	2	2	6	28	2	0
	Columbia (A)	0-0	0.00	1	0	0	0	0	2.0	1	0	0	0	0	1	3	0	0
	Brooklyn (A)	0-0	0.00	1	0	0	0	0	1.2	2	0	0	0	0	0	3	1	0
21	Brooklyn (A+)	0-0	5.06	6	0	0	0	0	10.2	13	7	6	1	3	2	14	0	1
Minor League Totals		2-0	3.44	24	0	0	0	0	34.0	34	15	13	3	5	9	48	3	1

MACHADO, FABIAN OUTFIELDER

HT: 6-2 WT: 180 B/T: R/R

BORN: 4/25/03 in Maracay, Venezuela**RESIDES:** Maracay, Venezuela**SIGNING SCOUT:** Andres Nunez**ACQUIRED (SIGNED):** Signed as a non-drafted free agent in 2019 (7/3/19)

YR	CLUB	AVG	G	AB	R	H	2B	3B	HR	RBI	SH	SF	HB	BB	SO	SB	CS	SLG	OBP	E
21	DSL Mets2 (R)	.280	38	107	16	30	10	0	1	15	0	2	4	15	25	3	2	.402	.383	2

MANGUM, JAKE OUTFIELDER**MAJOR LEAGUE INVITE****MARCANO, JOSE** CATCHER

HT: 6-0 WT: 160 B/T: R/R

BORN: 5/6/2004 in Tucupita, Venezuela**RESIDES:** Tucupita, Venezuela**SIGNING SCOUT:** Andres Nunez**ACQUIRED (SIGNED):** Signed as a non-drafted free agent in 2021 (5/1/21)

YR	CLUB	AVG	G	AB	R	H	2B	3B	HR	RBI	SH	SF	HB	BB	SO	SB	CS	SLG	OBP	E
21	DSL Mets1 (R)	.316	16	38	8	12	3	0	0	6	0	0	2	4	7	4	1	.395	.409	3

MARQUEZ, GUSTAVO OUTFIELDER

HT: 5-11 WT: 160 B/T: R/R

BORN: 10/4/03 in Guigue, Venezuela**RESIDES:** Guigue, Venezuela**SIGNING SCOUT:** Andres Nunez**ACQUIRED (SIGNED):** Signed as a non-drafted free agent in 2021 (1/15/21)

YR	CLUB	AVG	G	AB	R	H	2B	3B	HR	RBI	SH	SF	HB	BB	SO	SB	CS	SLG	OBP	E
21	DSL Mets1 (R)	.176	34	91	11	16	3	0	0	5	0	1	5	3	42	2	3	.209	.240	0

MARTE, FREDERICK INFILDER

HT: 6-1 WT: 160 B/T: S/R

BORN: 2/20/04 in La Vega, Dominican Republic**RESIDES:** La Vega, Dominican Republic**SIGNING SCOUT:** Kelvin Dominguez**ACQUIRED (SIGNED):** Signed as a non-drafted free agent in 2021 (1/15/21)

YR	CLUB	AVG	G	AB	R	H	2B	3B	HR	RBI	SH	SF	HB	BB	SO	SB	CS	SLG	OBP	E
21	DSL Mets2 (R)	.183	29	71	7	13	4	0	0	9	0	2	1	18	27	2	0	.239	.348	4

MARTINEZ, AARON RIGHT-HANDED PITCHER

HT: 6-1 WT: 185 B/T: R/R

BORN: 11/10/03 in Coro, Venezuela**RESIDES:** Coro, Venezuela**SIGNING SCOUT:** Andres Nunez**ACQUIRED (SIGNED):** Signed as a non-drafted free agent in 2021 (1/15/21)

YR	CLUB	W-L	ERA	G	GS	CG	SHO	SV	IP	H	R	ER	HR	HB	BB	SO	WP	BK
21	DSL Mets1 (R)	0-1	2.84	4	4	0	0	0	12.2	10	6	4	0	0	7	10	2	0
	DSL Mets2 (R)	0-0	1.59	4	4	0	0	0	5.2	5	1	1	0	1	5	1	3	0
Minor League Totals		0-1	2.45	8	8	0	0	0	18.1	15	7	5	0	1	12	11	5	0

MARTINEZ, YERAL OUTFIELDER

HT: 6-2 WT: 242 B/T: L/R

BORN: 10/30/02 in San Pedro de Macoris, Dominican Republic**RESIDES:** San Pedro de Macoris, Dominican Republic**SIGNING SCOUT:** Wilson Peralta**ACQUIRED (SIGNED):** Signed as a non-drafted free agent in 2019 (7/2/19)

YR	CLUB	AVG	G	AB	R	H	2B	3B	HR	RBI	SH	SF	HB	BB	SO	SB	CS	SLG	OBP	E
21	FCL Mets (R)	.116	33	95	11	22	5	0	2	9	0	1	0	17	58	1	0	.232	.248	3

MATA, YOHENNY INFIELDER**HT:** 6-2 **WT:** 175 **B/T:** S/R**BORN:** 6/3/04 in Valencia, Venezuela**RESIDES:** Valencia, Venezuela**SIGNING SCOUT:** Andres Nunez**ACQUIRED (SIGNED):** Signed as a non-drafted free agent in 2021 (1/15/21)

YR	CLUB	AVG	G	AB	R	H	2B	3B	HR	RBI	SH	SF	HB	BB	SO	SB	CS	SLG	OBP	E
21	DSL Mets1 (R)	.211	22	57	5	12	2	0	0	0	0	0	0	2	13	3	0	.246	.237	7

McILWAIN, BRANDON OUTFIELDER**HT:** 6-0 **WT:** 175 **B/T:** R/R**BORN:** 5/31/98 in Somerset, NJ**RESIDES:** Mount Pleasant, SC**SIGNING SCOUT:** Tyler Holmes**ACQUIRED (SIGNED):** Signed as a non-drafted free agent in 2020 (6/18/20)

YR	CLUB	AVG	G	AB	R	H	2B	3B	HR	RBI	SH	SF	HB	BB	SO	SB	CS	SLG	OBP	E
21	St. Lucie (A)	.255	74	239	36	61	11	1	7	40	0	5	7	36	89	8	3	.397	.362	2

McINTOSH, BLAINE OUTFIELDER**HT:** 6-1 **WT:** 170 **B/T:** L/L**BORN:** 6/9/01 in Clarksville, TN**RESIDES:** Pleasant View, TN**SIGNING SCOUT:** Jarrett England**ACQUIRED (SIGNED):** Mets 13th-round pick in the 2019 First-Year Player Draft (7/5/19)

YR	CLUB	AVG	G	AB	R	H	2B	3B	HR	RBI	SH	SF	HB	BB	SO	SB	CS	SLG	OBP	E
19	GCL Mets (R)	.228	24	92	13	21	0	0	0	4	0	0	0	11	22	5	3	.228	.311	0
21	GCL Mets (R)	.121	17	33	5	4	1	1	0	4	0	0	0	9	19	1	0	.212	.310	0
Minor League Totals		.200	41	125	18	25	1	1	0	8	0	0	0	20	41	6	3	.224	.310	0

McLOUGHLIN, TREY RIGHT-HANDED PITCHER**HT:** 6-1 **WT:** 208 **B/T:** R/R**BORN:** 6/11/1999 in Bridgeport, CT**RESIDES:** Shelton, CT**SIGNING SCOUT:** John Kosciak**ACQUIRED (SIGNED):** Mets 16th-round pick in the 2021 First-Year Player Draft (7/18/21)**CAREER NOTES**

College...In 2019, was named Collegiate Baseball National Player of the Week (5/27), MAAC All-Tournament Team and MAAC Pitcher of the Week (3/12)...Had the best performance in Fairfield postseason history as he fired a three-hit shutout against top-seeded Canisius in an elimination game where he walked one and struck out a career-high 14 batters (5/25).

YR	CLUB	W-L	ERA	G	GS	CG	SHO	SV	IP	H	R	ER	HR	HB	BB	SO	WP	BK
21	FCL Mets (R)	0-0	0.00	1	0	0	0	0	1.0	0	0	0	0	0	0	1	0	0
	St. Lucie (A)	0-2	6.41	6	1	0	0	0	19.2	20	14	14	7	0	7	18	1	0
Minor League Totals		0-2	6.10	7	1	0	0	0	20.2	20	14	14	7	0	7	19	1	0

MEJIA, GERALD OUTFIELDER**HT:** 6-0 **WT:** 156 **B/T:** S/R**BORN:** 6/4/03 in San Pedro De Macoris, Dominican Republic**RESIDES:** San Pedro De Macoris, Dominican Republic**SIGNING SCOUT:** Wilson Peralta**ACQUIRED (SIGNED):** Signed as a non-drafted free agent in 2020 (2/13/20)

YR	CLUB	AVG	G	AB	R	H	2B	3B	HR	RBI	SH	SF	HB	BB	SO	SB	CS	SLG	OBP	E
21	DSL Mets2 (R)	.238	33	101	15	24	2	2	3	15	0	2	0	12	45	6	2	.386	.313	1

MEJIA, NICOLANDY RIGHT-HANDED PITCHER**HT:** 6-1 **WT:** 175 **B/T:** R/R**BORN:** 7/2/01 in La Vega, Dominican Republic**RESIDES:** La Vega, Dominican Republic**SIGNING SCOUT:** Kelvin Dominguez**ACQUIRED (SIGNED):** Signed as a non-drafted free agent in 2019 (7/25/19)

YR	CLUB	W-L	ERA	G	GS	CG	SHO	SV	IP	H	R	ER	HR	HB	BB	SO	WP	BK
21	DSL Mets1 (R)	1-4	6.75	20	0	0	0	1	26.2	30	31	20	2	4	19	24	10	0
	DSL Mets2 (R)	0-0	13.50	3	0	0	0	0	2.0	6	3	3	0	1	3	3	0	0
Minor League Totals		1-4	7.22	23	0	0	0	1	28.2	36	34	23	2	5	22	27	10	0

MELLENDEZ, JOSÉ CATCHER

HT: 6-0 WT: 156 B/T: R/R

BORN: 10/3/03 in Barquisimeto, Venezuela**RESIDES:** Barquisimeto, Venezuela**SIGNING SCOUT:** Robert Espejo**ACQUIRED (SIGNED):** Signed as a non-drafted free agent in 2021 (1/15/21)

YR	CLUB	AVG	G	AB	R	H	2B	3B	HR	RBI	SH	SF	HB	BB	SO	SB	CS	SLG	OBP	E
21	DSL Mets1 (R)	.233	36	90	6	21	3	0	0	8	0	1	2	9	24	1	3	.267	.314	1

MENA, JOSÉ CATCHER

HT: 5-9 WT: 247 B/T: R/R

BORN: 12/22/96 in Cotuí, Dominican Republic**RESIDES:** Cotuí, Dominican Republic**SIGNING SCOUT:** Daurys Nin**ACQUIRED (SIGNED):** Signed as a non-drafted free agent in 2016 (6/22/16)

YR	CLUB	AVG	G	AB	R	H	2B	3B	HR	RBI	SH	SF	HB	BB	SO	SB	CS	SLG	OBP	E
16	DSL Mets2 (R)	.182	11	33	1	6	1	0	0	5	0	2	1	2	8	0	0	.212	.237	0
	DSL Mets1 (R)	.225	14	40	5	9	0	0	0	3	0	1	1	1	5	0	1	.225	.256	1
17	DSL Mets1 (R)	.213	33	94	13	20	2	1	1	8	0	0	4	14	11	5	5	.287	.339	5
	DSL Mets2 (R)	.000	1	1	0	0	0	0	0	0	0	0	2	0	1	0	0	.000	.667	0
18	GCL Mets (R)	.295	23	78	8	23	4	0	0	2	0	0	1	6	14	1	0	.346	.353	3
	Columbia (A)	.000	2	6	0	0	0	0	0	0	0	0	0	0	3	0	0	.000	.000	0
19	Brooklyn (A)	.299	31	97	14	29	5	1	2	13	0	0	3	5	24	0	0	.433	.352	1
21	Brooklyn (A+)	.167	28	84	6	14	3	0	1	6	0	0	0	5	23	0	0	.238	.213	4
	Binghamton (AA)	.273	3	11	1	3	1	0	0	2	0	0	0	2	5	0	0	.364	.385	0
Minor League Totals		.234	146	444	48	104	16	2	4	37	0	3	12	35	94	6	6	.306	.306	14

METOYER, BRIAN RIGHT-HANDED PITCHER

HT: 6-4 WT: 177 B/T: R/R

BORN: 11/13/96 Natchitoches, LA**RESIDES:** Natchitoches, LA**SIGNING SCOUT:** Jet Butler**ACQUIRED (SIGNED):** Mets 40th-round pick in the 2018 First-Year Player Draft (6/9/18)**HIGH SCHOOL:** Natchitoches Central (LA)**COLLEGE:** LSU- Alexandria

YEAR	TEAM	W-L	ERA	G	GS	CG	SHO	SV	IP	H	R	ER	HR	HB	BB	SO	WP	BK
18	GCL Mets (R)	0-0	0.00	1	0	0	0	0	1.0	1	0	0	0	0	1	0	1	0
	Kingsport (R)	0-1	5.56	11	0	0	0	1	11.1	11	12	7	2	3	9	11	7	0
19	Brooklyn (A)	2-2	5.65	16	0	0	0	2	28.2	15	20	18	3	5	22	40	9	0
21	Brooklyn (A+)	3-2	2.18	21	0	0	0	1	33.0	14	10	8	1	3	16	46	12	0
	Binghamton (AA)	0-0	3.00	2	0	0	0	0	3.0	2	1	1	0	0	3	6	0	0
Minor League Totals		5-5	3.97	51	0	0	0	4	77.0	43	43	34	6	11	51	103	29	0

MEYER, NICK CATCHER**MAJOR LEAGUE INVITE****MILLER, TROY RIGHT-HANDED PITCHER**

HT: 6-4 WT: 226 B/T: R/R

BORN: 2/13/1997 in Aptos, CA**RESIDES:** Traverse City, MI**SIGNING SCOUT:** Toronto**ACQUIRED (SIGNED):** Acquired from Toronto on June 19, 2021 in exchange for RHP Jacob Barnes**HIGH SCHOOL:** Soquel HS (CA)**COLLEGE:** University of Michigan

YR	CLUB	W-L	ERA	G	GS	CG	SHO	SV	IP	H	R	ER	HR	HB	BB	SO	WP	BK
18	Vancouver (A)	0-0	3.46	9	0	0	0	0	13.0	11	7	5	0	1	10	15	1	0
19	Lansing (A)	6-8	4.81	23	22	0	0	0	103.0	108	67	55	10	4	50	75	6	0
21	Vancouver (A)	2-0	1.84	3	3	0	0	0	14.2	7	3	3	1	0	8	17	1	0
	New Hampshire (AA)	1-1	5.23	2	2	0	0	0	10.1	11	7	6	2	0	2	11	0	0
	Binghamton (AA)	1-2	7.20	4	3	0	0	0	20.0	24	16	16	4	0	7	16	1	0
Minor League Totals		10-11	4.75	41	30	0	0	0	161.0	161	100	85	17	5	77	134	9	0

MINAYA, BORIS OUTFIELDER

HT: 6-1 WT: 168 B/T: L/L

BORN: 12/8/02 in Santiago de los Caballeros, Dominican Republic**RESIDES:** Santiago de los Caballeros, Dominican Republic**SIGNING SCOUT:** Gerardo Cabrera**ACQUIRED (SIGNED):** Signed as a non-drafted free agent in 2019 (7/2/19)

YR	CLUB	AVG	G	AB	R	H	2B	3B	HR	RBI	SH	SF	HB	BB	SO	SB	CS	SLG	OBP	E
21	DSL Mets2 (R)	.128	17	39	3	5	3	0	0	2	0	0	3	7	10	1	0	.205	.306	0

MITCHELL, ANDREW LEFT-HANDED PITCHER

HT: 5-11 WT: 208 B/T: L/L

BORN: 10/23/94 in New Orleans, LA**RESIDES:** New Orleans, LA**SIGNING SCOUT:** Tommy Jackson**ACQUIRED (SIGNED):** Mets 14th-round pick in the 2018 First-Year Player Draft (6/16/18)

YR	CLUB	W-L	ERA	G	GS	CG	SHO	SV	IP	H	R	ER	HR	HB	BB	SO	WP	BK
18	Kingsport (R)	1-2	0.75	10	0	0	0	2	12.0	11	6	1	1	0	3	16	5	0
	Brooklyn (A)	1-1	1.64	8	0	0	0	0	11.0	10	5	2	1	1	3	16	0	0
19	St. Lucie (A)	1-0	3.14	18	1	0	0	1	28.2	23	10	10	2	1	10	30	0	0
	Columbia (A)	2-0	0.92	15	0	0	0	2	19.2	16	6	2	0	1	6	32	4	0
	GCL Mets (R)	0-0	0.00	1	1	0	0	0	1.0	0	0	0	0	0	0	1	0	0
21	Binghamton (AA)	3-1	2.15	17	0	0	0	2	29.1	23	7	7	1	1	7	34	1	0
	Syracuse (AAA)	0-0	9.00	5	0	0	0	0	10.0	13	10	10	3	0	6	9	1	0
Minor League Totals		8-4	2.58	74	2	0	0	7	111.2	96	44	32	8	4	35	138	11	0

MONTAS, LUIS RIGHT-HANDED PITCHER

HT: 6-2 WT: 234 B/T: R/R

BORN: 9/16/00 in San Cristobal, Dominican Republic**RESIDES:** San Cristobal, Dominican Republic**SIGNING SCOUT:** Fernando Encarnacion**ACQUIRED (SIGNED):** Signed as a non-drafted free agent in 2019 (7/2/19)

YR	CLUB	W-L	ERA	G	GS	CG	SHO	SV	IP	H	R	ER	HR	HB	BB	SO	WP	BK
21	St. Lucie (A)	5-0	0.90	19	0	0	0	7	30.0	24	4	3	2	3	7	29	2	0
	Brooklyn (A+)	0-1	11.57	5	0	0	0	0	7.0	11	9	9	0	0	2	7	1	1
Minor League Totals		5-1	2.92	24	0	0	0	7	37.0	35	13	12	2	3	9	36	3	1

MONTES de OCA, BRYCE RIGHT-HANDED PITCHER

HT: 6-7 WT: 266 B/T: R/R

BORN: 4/23/96 in Lawrence, KS**RESIDES:** Lawrence, KS**SIGNING SCOUT:** Nathan Beuster**ACQUIRED (SIGNED):** Mets ninth-round pick in the 2018 First-Year Player Draft (6/9/18)

YR	CLUB	W-L	ERA	G	GS	CG	SHO	SV	IP	H	R	ER	HR	HB	BB	SO	WP	BK
21	Brooklyn (A+)	1-3	4.73	26	0	0	0	6	32.1	22	20	17	1	5	27	42	9	0
	Binghamton (AA)	0-0	0.00	2	0	0	0	0	1.2	1	0	0	0	0	5	0	0	
Minor League Totals		1-3	4.50	28	0	0	0	6	34.0	23	20	17	1	5	27	47	9	0

MONTGOMERY, MIKE LEFT-HANDED PITCHER

HT: 6-4 WT: 219 B/T: L/L

BORN: 7/1/89 in Mission Hills, CA

HIGH SCHOOL: Hart (CA)

RESIDES: Santa Clarita, CA

SIGNING SCOUT: Dan Ontiveros (Kansas City)

ACQUIRED (SIGNED): Signed as a minor league free agent in 2022 (3/19/22)

YR	CLUB	W-L	ERA	G	GS	CG	SHO	SV	IP	H	R	ER	HR	HB	BB	SO	WP	BK
08	AZL Royals (R)	2-1	1.69	12	9	0	0	0	42.2	31	12	8	2	1	12	34	4	0
09	Burlington (A)	2-3	2.17	12	12	0	0	0	58.0	42	19	14	1	2	24	52	4	1
	Wilmington (A)	4-1	2.25	9	9	0	0	0	52.0	38	15	13	0	3	12	46	5	0
10	Wilmington (A)	2-0	1.09	4	4	0	0	0	24.2	14	5	3	0	0	4	33	2	0
	NW Arkansas (AA)	5-4	3.47	13	13	0	0	0	59.2	56	31	23	4	4	26	48	9	1
	AZL Royals (R)	0-1	1.04	3	3	0	0	0	8.2	6	1	1	0	2	1	7	0	0
11	Omaha (AAA)	5-11	5.32	28	27	0	0	0	150.2	157	95	89	15	7	69	129	14	1
12	Omaha (AAA)	3-6	5.69	17	17	1	0	0	91.2	110	74	58	12	3	43	67	4	1
	NW Arkansas (AA)	2-6	6.67	10	10	0	0	0	58.0	69	44	43	12	3	21	44	5	0
13	Durham (AAA)	7-8	4.72	20	19	1	0	0	108.2	111	65	57	9	6	48	77	15	0
	Charlotte (A)	0-1	6.23	2	2	0	0	0	8.2	9	7	6	0	1	3	10	3	0
14	Durham (AAA)	10-5	4.29	25	25	0	0	0	126.0	117	68	60	9	5	48	98	11	1
15	Tacoma (AAA)	4-3	4.13	11	11	0	0	0	65.1	59	32	30	3	3	19	58	7	0
	SEATTLE (AL)	4-6	4.60	16	16	2	2	0	90.0	92	49	46	11	4	37	64	10	0
16	SEATTLE (AL)	3-4	2.34	32	2	0	0	0	61.2	49	18	16	3	6	18	54	5	0
	CHICAGO (NL)	1-1	2.82	17	5	0	0	0	38.1	30	15	12	5	4	20	38	5	0
17	CHICAGO (NL)	7-8	3.38	44	14	0	0	3	130.2	103	52	49	10	8	55	100	7	0
18	CHICAGO (NL)	5-6	3.99	38	19	0	0	0	124.0	131	58	55	10	7	39	86	4	0
19	CHICAGO (NL)	1-2	5.67	20	0	0	0	0	27.0	35	18	17	6	0	13	18	0	0
	South Bend (A)#	0-0	0.00	1	1	0	0	0	2.0	1	0	0	0	0	4	0	0	0
	Tennessee (AA)#	0-0	6.75	1	1	0	0	0	4.0	3	3	3	1	0	1	3	0	0
	Iowa (AAA)#	1-1	2.70	2	2	0	0	0	10.0	3	3	3	0	0	4	8	2	0
	KANSAS CITY (AL)	2-7	4.64	13	13	0	0	0	64.0	78	37	33	12	4	21	51	3	0
20	KANSAS CITY (AL)	0-0	5.06	3	1	0	0	0	5.1	6	5	3	1	0	1	4	0	0
21	Scranton-WB (AAA)	1-2	7.56	4	4	0	0	0	16.2	19	15	14	2	0	9	16	0	0
Minor League Totals		48-53	4.31	174	169	2	0	0	887.1	845	489	425	70	40	344	734	85	5
Major League Totals		23-34	3.84	183	70	2	2	3	541.0	524	252	231	58	33	204	415	34	0

MORENO, LUIS RIGHT-HANDED PITCHER

HT: 6-2 WT: 199 B/T: R/R

BORN: 5/29/99 in San Cristobal, Dominican Republic

RESIDES: San Cristobal, Dominican Republic

SIGNING SCOUT: Carlos Perez

ACQUIRED (SIGNED): Signed as a non-drafted free agent in 2019 (6/8/19)

YR	CLUB	W-L	ERA	G	GS	CG	SHO	SV	IP	H	R	ER	HR	HB	BB	SO	WP	BK
19	DSL Mets1 (R)	1-1	3.58	8	6	0	0	0	27.2	22	14	11	0	2	16	28	5	0
	DSL Mets2 (R)	0-1	6.00	5	4	0	0	0	15.0	16	14	10	0	5	8	17	6	2
21	St. Lucie (A)	6-4	5.42	21	12	1	1	1	73.0	70	51	44	9	6	56	64	12	1
Minor League Totals		7-6	5.06	34	22	1	1	1	115.2	108	79	65	9	13	80	109	23	3

MORRIS, COLBY RIGHT-HANDED PITCHER

HT: 6-2 WT: 205 B/T: R/R

BORN: 5/17/97 in Del Mar, CA

HIGH SCHOOL: The Branson School (CA)

RESIDES: Ross, CA

COLLEGE: Middlebury College (VT)

ACQUIRED (SIGNED): Signed as a non-drafted free agent in 2021 (1/12/21)

YR	CLUB	W-L	ERA	G	GS	CG	SHO	SV	IP	H	R	ER	HR	HB	BB	SO	WP	BK
19	Trois-Rivieres (IND)	2-0	5.40	3	2	0	0	0	11.2	14	7	7	2	1	4	6	4	0
	Gary (IND)	0-1	6.00	4	0	0	0	0	9.0	11	6	6	0	1	6	2	1	0
	Milwaukee (IND)	0-0	4.50	9	0	0	0	0	10.0	5	5	5	2	2	7	12	0	0
	Chicago (IND)	0-0	3.00	2	0	0	0	0	3.0	4	1	1	1	0	3	3	0	0
21	St. Lucie (A)	0-0	1.80	4	0	0	0	1	5.0	3	2	1	1	0	0	8	1	0
	Brooklyn (AA)	2-1	4.11	27	1	0	0	1	50.1	43	24	23	4	5	20	57	4	1
Minor League Totals		2-1	3.90	31	1	0	0	2	55.1	46	26	24	5	5	20	65	5	1
Independent League Totals		2-1	5.08	18	2	0	0	0	33.2	34	19	19	5	4	20	23	5	0

MOSQUERA, DIEGO INFIELDER

HT: 5-11 WT: 156 B/T: R/R

BORN: 3/14/04 in Valencia, Venezuela**RESIDES:** Valencia, Venezuela**SIGNING SCOUT:** Andres Nunez**ACQUIRED (SIGNED):** Signed as a non-drafted free agent in 2021 (1/15/21)

YR	CLUB	AVG	G	AB	R	H	2B	3B	HR	RBI	SH	SF	HB	BB	SO	SB	CS	SLG	OBP	E
21	DSL Mets2 (R)	.326	32	92	21	30	3	2	0	7	0	0	3	14	15	3	3	.402	.431	2

MURPHY, TANNER OUTFIELDER

HT: 6-3 WT: 200 B/T: R/R

BORN: 5/1/98 in Memphis, TN**RESIDES:** Saint Augustine, FL**SIGNING SCOUT:** Jon Updike**ACQUIRED (SIGNED):** Mets 18th-round pick in the 2019 First-Year Player Draft (6/16/19)

YR	CLUB	AVG	G	AB	R	H	2B	3B	HR	RBI	SH	SF	HB	BB	SO	SB	CS	SLG	OBP	E
19	Kingsport (R)	.201	40	134	21	27	3	1	5	15	0	0	3	18	57	2	1	.351	.310	0
21	GCL Mets (R)	.273	4	11	4	3	2	0	0	1	0	0	0	2	3	2	0	.455	.385	0
	St. Lucie (A)	.183	21	71	14	13	3	0	3	13	0	1	3	10	33	4	1	.352	.306	0
	Brooklyn (A+)	.180	23	61	4	11	3	1	0	6	0	0	1	8	26	3	0	.262	.286	0
Minor League Totals		.195	88	277	43	54	11	2	8	35	0	1	7	38	119	11	2	.336	.307	0

NEWTON, SHERVYEN INFIELDER

HT: 6-3 WT: 239 B/T: S/R

BORN: 4/24/99 in Tilburg, Netherlands**RESIDES:** Willemstad, Curacao**SIGNING SCOUTS:** Sently Reina, Héctor Rincones, Harold Herrera & Chris Becerra**ACQUIRED (SIGNED):** Signed as a non-drafted free agent in 2015 (7/2/15)**CAREER NOTES****2017...**Ranked among the Dominican Summer League leaders in runs scored (51, T-4th) and triples (nine, T-2nd).

YR	CLUB	AVG	G	AB	R	H	2B	3B	HR	RBI	SH	SF	HB	BB	SO	SB	CS	SLG	OBP	E
16	DSL Mets2 (R)	.169	35	118	18	20	5	1	0	5	0	0	10	22	32	0	5	.229	.347	6
17	DSL Mets2 (R)	.311	66	241	51	75	11	9	1	31	5	3	4	50	57	10	4	.444	.433	15
18	Kingsport (R)	.280	56	207	50	58	16	2	5	41	1	8	4	46	84	4	0	.449	.408	11
19	Columbia (A)	.209	109	382	35	80	15	2	9	32	2	0	2	37	139	1	4	.330	.283	19
21	St. Lucie (A)	.190	30	116	17	22	6	0	2	24	1	3	2	20	58	1	1	.293	.312	4
Minor League Totals		.240	296	1064	171	255	53	14	17	133	9	14	22	175	370	16	14	.364	.355	55

NÚÑEZ, DEDNIEL RIGHT-HANDED PITCHER

HT: 6-0 WT: 272 B/T: R/R

BORN: 6/5/96 in Puerto Plata, Dominican Republic**RESIDES:** Puerto Plata, Dominican Republic**SIGNING SCOUT:** Fernando Encarnación**ACQUIRED (SIGNED):** Returned to the Mets from San Francisco on 11/19/21 (Rule 5)

YR	CLUB	W-L	ERA	G	GS	CG	SHO	SV	IP	H	R	ER	HR	HB	BB	SO	WP	BK	
17	GCL Mets (R)	1-3	5.24	10	8	0	0	0	44.2	51	32	26	3	3	16	46	8	3	
18	Kingsport (R)	4-1	3.79	11	7	0	0	1	40.1	38	18	17	2	5	16	36	3	0	
19	Columbia (A)	3-1	4.03	4	3	0	0	0	22.1	14	10	10	2	2	3	33	4	0	
	St. Lucie (A)	2-3	4.53	12	12	0	0	0	57.2	59	31	29	3	4	20	61	4	0	
21	DID NOT PITCH - INJURED																		
Minor League Totals		10-8	4.47	37	30	0	0	1	165.0	162	91	82	10	14	55	176	19	3	

NÚÑEZ, ELLIAN RIGHT-HANDED PITCHER

HT: 6-2 WT: 167 B/T: R/R

BORN: 12/8/03 in Nagua, Dominican Republic**RESIDES:** Nagua, Dominican Republic**SIGNING SCOUT:** Wilson Peralta**ACQUIRED (SIGNED):** Signed as a non-drafted free agent in 2021 (1/15/21)

YR	CLUB	W-L	ERA	G	GS	CG	SHO	SV	IP	H	R	ER	HR	HB	BB	SO	WP	BK
21	DSL Mets2 (R)	0-0	10.13	2	0	0	0	0	2.2	3	3	3	0	1	2	1	2	0

OCAMPO, CARLOS RIGHT-HANDED PITCHER

HT: 6-0 WT: 226 B/T: R/R

BORN: 9/3/98 in Cartagena, Colombia

RESIDES: Cartagena, Colombia

SIGNING SCOUT: Manny Esquivia (Chicago-NL)

ACQUIRED (SIGNED): Mets Triple-A Phase Rule 5 Draft Pick in 2021 (12/8/21)

YR	CLUB	W-L	ERA	G	GS	CG	SHO	SV	IP	H	R	ER	HR	HB	BB	SO	WP	BK
16	DSL Cubs2 (R)	1-2	3.56	9	9	0	0	0	30.1	20	14	12	0	5	25	29	13	3
17									DID NOT PITCH - INJURED									
18	AZL Cubs1 (R)	1-0	4.88	9	5	0	0	0	27.2	20	19	15	0	4	23	24	2	1
19	AZL Cubs2 (R)	3-3	3.28	12	11	0	0	0	46.2	32	23	17	2	5	23	48	4	1
21	Myrtle Beach (A)	4-0	5.85	29	0	0	0	3	47.2	46	33	31	6	8	15	67	8	3
Minor League Totals		9-5	4.43	59	25	0	0	3	152.1	118	89	75	8	22	86	168	27	8

O'NEILL, MATT CATCHER

HT: 6-0 WT: 213 B/T: R/R

BORN: 8/20/97 in Morristown, NJ

RESIDES: Morristown, NJ

SIGNING SCOUT: Jim Thompson

ACQUIRED (SIGNED): Mets 20th-round pick in the 2019 First-Year Player Draft (6/9/19)

YR	CLUB	AVG	G	AB	R	H	2B	3B	HR	RBI	SH	SF	HB	BB	SO	SB	CS	SLG	OBP	E
19	GCL Mets (R)	.286	25	70	9	20	3	1	1	8	1	2	4	18	23	0	1	.400	.447	5
	Kingsport (R)	.231	8	26	3	6	0	1	0	2	0	0	1	2	7	0	0	.308	.310	1
21	St. Lucie (A)	.187	52	139	19	26	3	0	3	12	0	2	3	48	74	1	0	.273	.401	3
Minor League Totals		.221	85	235	31	52	6	2	4	22	1	4	8	68	104	1	1	.315	.406	9

OPP, CAM LEFT-HANDED PITCHER

HT: 5-9 WT: 177 B/T: L/L

BORN: 11/4/95 in Denver, CO

RESIDES: Rapid City, SD

ACQUIRED (SIGNED): Signed as a non-drafted free agent in 2020 (12/13/20)

CAREER NOTES

Personal...Has pitched for the British National Team.

YR	CLUB	W-L	ERA	G	GS	CG	SHO	SV	IP	H	R	ER	HR	HB	BB	SO	WP	BK
19	Evansville (Ind.)	4-2	2.70	21	0	0	0	2	26.2	22	10	8	1	2	11	35	4	0
21	St. Lucie (A)	2-0	0.79	3	2	0	0	0	11.1	10	2	1	0	1	6	9	0	0
	Brooklyn (A+)	1-9	7.69	13	12	0	0	0	50.1	67	49	43	5	2	20	51	3	0
Minor League Totals		3-9	6.42	16	14	0	0	0	61.2	77	51	44	5	3	26	60	3	0
Independent League Totals		4-2	2.70	21	0	0	0	2	26.2	22	10	8	1	2	11	35	4	0

ORELLANA, DOUGLAS RIGHT-HANDED PITCHER

HT: 6-1 WT: 196 B/T: R/R

BORN: 5/1/02 in Caracas, Venezuela

RESIDES: Caracas, Venezuela

SIGNING SCOUT: Carlos Perez

ACQUIRED (SIGNED): Signed as a non-drafted free agent in 2021 (7/13/21)

YR	CLUB	W-L	ERA	G	GS	CG	SHO	SV	IP	H	R	ER	HR	HB	BB	SO	WP	BK
21	DSL Mets1 (R)	0-0	---	1	0	0	0	0	0.0	0	4	4	0	0	4	0	0	0
	DSL Mets2 (R)	2-2	6.16	16	0	0	0	0	19.0	22	18	13	2	6	16	14	4	0
Minor League Totals		2-2	8.05	17	0	0	0	0	19.0	22	22	17	2	6	20	14	4	0

ORTEGA, JAKE CATCHER

HT: 5-9 WT: 186 B/T: L/R

BORN: 7/31/96 in Laguna Hills, CA

RESIDES: Mission Viejo, CA

SIGNING SCOUT: César Aranguren

ACQUIRED (SIGNED): Mets 28th-round pick in the 2019 First-Year Player Draft (6/9/19)

YR	CLUB	AVG	G	AB	R	H	2B	3B	HR	RBI	SH	SF	HB	BB	SO	SB	CS	SLG	OBP	E
19	Brooklyn (A)	.237	27	76	6	18	2	0	0	6	2	1	0	6	25	1	0	.263	.289	2
	St. Lucie (A)	.267	5	15	5	4	0	0	0	0	1	0	1	2	3	1	1	.267	.389	0
21	GCL Mets (R)	.269	19	52	8	14	4	0	0	2	0	0	2	6	10	3	0	.346	.367	0
	Binghamton (AA)	.200	5	10	2	2	0	0	0	0	0	0	0	2	1	0	0	.200	.333	0
Minor League Totals		.248	56	153	21	38	6	0	0	8	3	1	3	16	39	5	1	.288	.329	2

ORZE, ERIC RIGHT-HANDED PITCHER**MAJOR LEAGUE INVITE****OSBORN, DRAKE** CATCHER**HT:** 5-9 **WT:** 199 **B/T:** R/R**BORN:** 7/22/98 in Sandia, TX**HIGH SCHOOL:** Orange Grove HS (TX)**RESIDES:** Sandia, TX**COLLEGE:** University of Louisiana-Lafayette**SIGNING SCOUT:** Jet Butler**ACQUIRED (SIGNED):** Mets 19th-round pick in the 2021 First-Year Player Draft (7/18/21)

YR	CLUB	AVG	G	AB	R	H	2B	3B	HR	RBI	SH	SF	HB	BB	SO	SB	CS	SLG	OBP	E
21	FCL Mets (R)	.178	16	45	9	8	2	0	0	3	0	1	1	7	18	0	0	.222	.296	1

OSUNA, DAVID RIGHT-HANDED PITCHER**HT:** 6-2 **WT:** 215 **B/T:** R/R**BORN:** 12/4/01 in Santa Rosalia, Mexico**RESIDES:** Santa Rosalia, Mexico**SIGNING SCOUT:** Martin Arvizu**ACQUIRED (SIGNED):** Signed as a non-drafted free agent in 2021 (1/15/21)**OTA, SCOTT** OUTFIELDER**HT:** 5-9 **WT:** 185 **B/T:** L/L**BORN:** 8/16/97 in Burlingame, CA**HIGH SCHOOL:** Junipero Serra HS (CA)**RESIDES:** Chicago, IL**COLLEGE:** Illinois-Chicago**SIGNING SCOUT:** Chris Heidt**ACQUIRED (SIGNED):** Mets 10th-round pick in the 2019 First-Year Player Draft (6/9/19)**CAREER NOTES****College...** Hit 20 home runs in his final season at Illinois-Chicago, enough to lead the Horizon League in 2019.

YR	CLUB	AVG	G	AB	R	H	2B	3B	HR	RBI	SH	SF	HB	BB	SO	SB	CS	SLG	OBP	E
19	Kingsport (R)	.273	51	183	30	50	14	5	7	26	0	3	4	21	38	0	1	.519	.355	1
21	Brooklyn (A+)	.273	3	11	1	3	0	0	0	1	0	0	0	2	3	0	0	.273	.385	0
Minor League Totals		.273	54	194	31	53	14	5	7	27	0	3	4	23	41	0	1	.505	.357	1

OTAÑEZ, MICHEL RIGHT-HANDED PITCHER**HT:** 6-3 **WT:** 237 **B/T:** R/R**BORN:** 7/3/97 in Villa La Mata, Dominican Republic**RESIDES:** Cotui, Dominican Republic**SIGNING SCOUT:** Marciano Álvarez**ACQUIRED (SIGNED):** Signed as a non-drafted free agent in 2016 (7/2/16)

YR	CLUB	W-L	ERA	G	GS	CG	SHO	SV	IP	H	R	ER	HR	HB	BB	SO	WP	BK
16	DSL Mets1 (R)	1-1	4.64	5	5	0	0	0	21.1	23	11	11	0	2	6	21	4	0
17									DID NOT PLAY - INJURED									
18	Columbia (A)	1-6	7.64	11	7	0	0	0	35.1	42	39	30	2	7	24	33	4	1
19	Kingsport (R)	2-2	3.31	7	7	0	0	0	32.2	26	14	12	1	2	11	44	5	0
	Brooklyn (A)	2-1	2.97	7	7	0	0	0	30.1	26	12	10	2	1	17	26	2	0
21	Brooklyn (A+)	3-1	5.13	35	0	0	0	1	40.1	30	24	23	3	3	41	58	15	1
Minor League Totals		9-11	4.84	65	26	0	0	1	160.0	147	100	86	8	15	99	182	30	2

OVALLES, LAYONEL RIGHT-HANDED PITCHER**HT:** 6-3 **WT:** 175 **B/T:** R/R**BORN:** 6/16/03 in Moca, Dominican Republic**RESIDES:** Moca, Dominican Republic**SIGNING SCOUT:** Felix Romero**ACQUIRED (SIGNED):** Signed as a non-drafted free agent in 2019 (11/20/19)

YR	CLUB	W-L	ERA	G	GS	CG	SHO	SV	IP	H	R	ER	HR	HB	BB	SO	WP	BK
21	DSL Mets1 (R)	0-2	1.15	10	0	0	0	1	31.1	12	7	4	0	4	4	30	5	0
	DSL Mets2 (R)	0-0	17.18	2	1	0	0	0	3.2	4	7	7	0	1	4	4	5	0
Minor League Totals		0-2	2.83	12	1	0	0	1	35.0	16	14	11	0	5	8	34	10	0

PALACIOS, JONAIKER RIGHT-HANDED PITCHER HT: 6-0 WT: 170 B/T: R/R**BORN:** 5/7/03 in Valencia, Venezuela**RESIDES:** Los Guayos, Venezuela**SIGNING SCOUT:** Andres Nunez**ACQUIRED (SIGNED):** Signed as a non-drafted free agent in 2019 (7/3/19)

YR	CLUB	W-L	ERA	G	GS	CG	SHO	SV	IP	H	R	ER	HR	HB	BB	SO	WP	BK
21	DSL Mets1 (R)	0-2	10.13	4	0	0	0	1	5.1	10	7	6	1	0	3	5	3	0
	DSL Mets2 (R)	4-2	4.00	18	1	0	0	2	27.0	27	18	12	1	4	13	33	8	2
Minor League Totals		4-4	5.01	22	1	0	0	3	32.1	37	25	18	2	4	16	38	11	2

PALKA, DANIEL OUTFIELDER**MAJOR LEAGUE INVITE****PALMER, JAYLEN** INFIELDER

HT: 6-3 WT: 208 B/T: R/R

BORN: 7/31/00 in Flushing, NY**HIGH SCHOOL:** Holy Cross HS (NY)**RESIDES:** Brooklyn, NY**SIGNING SCOUT:** John Kosciak**ACQUIRED (SIGNED):** Mets 22nd-round pick in the 2018 First-Year Player Draft (7/9/18)

YR	CLUB	AVG	G	AB	R	H	2B	3B	HR	RBI	SH	SF	HB	BB	SO	SB	CS	SLG	OBP	E
18	GCL Mets (R)	.310	25	87	13	27	4	1	1	11	1	0	4	8	27	5	2	.414	.394	4
19	Kingsport (R)	.260	62	242	41	63	12	2	7	28	0	2	1	31	108	1	3	.413	.344	21
21	St. Lucie (A)	.276	66	246	51	68	13	4	2	24	0	3	3	39	81	23	5	.386	.378	7
	Brooklyn (A+)	.189	39	143	28	27	5	2	4	15	0	3	4	25	65	7	1	.336	.314	0
Minor League Totals		.258	192	718	133	185	34	9	14	78	1	8	12	103	281	36	11	.389	.356	32

PARSONS, HUNTER RIGHT-HANDED PITCHER

HT: 6-1 WT: 218 B/T: R/R

BORN: 6/24/97 in Salisbury, MD**HIGH SCHOOL:** Parkside HS (MD)**RESIDES:** Fruitland, MD**COLLEGE:** Maryland**SIGNING SCOUT:** Jim Thompson**ACQUIRED (SIGNED):** Mets 19th-round pick in the 2019 First-Year Player Draft (7/12/19)

YR	CLUB	W-L	ERA	G	GS	CG	SHO	SV	IP	H	R	ER	HR	HB	BB	SO	WP	BK
19	Brooklyn (A)	1-1	2.89	11	0	0	0	0	18.2	18	6	6	0	2	9	21	2	0
21	St. Lucie (A)	2-0	1.80	4	0	0	0	0	10.0	8	2	2	0	0	3	18	1	0
	Brooklyn (A+)	2-1	4.58	24	1	0	0	2	39.1	29	24	20	5	4	24	48	7	0
Minor League Totals		5-2	3.71	39	1	0	0	2	68.0	55	32	28	5	6	36	87	10	0

PEGUERO, JEREMY LEFT-HANDED PITCHER

HT: 6-2 WT: 175 B/T: L/L

BORN: 5/3/02 in Santo Domingo, Dominican Republic**RESIDES:** Santo Domingo, Dominican Republic**SIGNING SCOUT:** Ismael Perez**ACQUIRED (SIGNED):** Signed as a non-drafted free agent in 2019 (7/2/19)

YR	CLUB	W-L	ERA	G	GS	CG	SHO	SV	IP	H	R	ER	HR	HB	BB	SO	WP	BK
21	DSL Mets1 (R)	1-3	6.61	16	8	0	0	0	32.2	38	27	24	2	4	23	38	7	0
	DSL Mets2 (R)	2-0	0.00	3	0	0	0	0	6.1	3	0	0	0	2	3	10	4	1
Minor League Totals		3-3	5.54	19	8	0	0	0	39.0	41	27	24	2	6	26	48	11	1

PEÑA, HERLYN RIGHT-HANDED PITCHER

HT: 6-2 WT: 168 B/T: R/R

BORN: 9/24/03 in Santo Domingo, Dominican Republic**RESIDES:** Santo Domingo, Dominican Republic**SIGNING SCOUT:** Oliver Dominguez**ACQUIRED (SIGNED):** Signed as a non-drafted free agent in 2021 (6/14/21)

YR	CLUB	W-L	ERA	G	GS	CG	SHO	SV	IP	H	R	ER	HR	HB	BB	SO	WP	BK
21	DSL Mets1 (R)	2-1	4.86	19	4	0	0	1	37.0	36	24	20	2	2	11	39	4	2

PÉREZ, YOANDY INFIELDER

HT: 6-0 WT: 155 B/T: L/R

BORN: 8/17/04 in San Pedro de Macorís, Dominican Republic**RESIDES:** San Pedro de Macorís, Dominican Republic**SIGNING SCOUT:** Oliver Dominguez**ACQUIRED (SIGNED):** Signed as a non-drafted free agent in 2021 (1/15/21)

YR	CLUB	AVG	G	AB	R	H	2B	3B	HR	RBI	SH	SF	HB	BB	SO	SB	CS	SLG	OBP	E
21	DSL Mets2 (R)	.184	16	38	2	7	1	1	0	1	0	1	0	3	13	1	1	.263	.238	2

PEROZA, JOSÉ INFIELDER

HT: 6-1 WT: 249 B/T: R/R

BORN: 6/15/00 in San Felipe, Venezuela**RESIDES:** San Felipe, Venezuela**SIGNING SCOUTS:** Ismael Pérez & Héctor Rincones**ACQUIRED (SIGNED):** Signed as a non-drafted free agent in 2016 (7/2/16)

YR	CLUB	AVG	G	AB	R	H	2B	3B	HR	RBI	SH	SF	HB	BB	SO	SB	CS	SLG	OBP	E
17	DSL Mets1 (R)	.300	57	213	29	64	21	1	2	28	0	2	0	17	55	7	3	.437	.349	8
	GCL Mets (R)	.176	5	17	1	3	0	0	0	1	1	0	0	1	8	0	1	.176	.222	1
18	GCL Mets (R)	.184	24	87	4	16	3	1	0	7	0	0	0	8	25	2	2	.241	.253	2
19	Brooklyn (A)	.225	33	111	14	25	4	0	4	22	0	0	4	7	38	0	2	.369	.295	2
	GCL Mets (R)	.328	16	64	14	21	6	2	6	20	0	1	3	4	15	1	0	.766	.389	1
21	St. Lucie (A)	.274	64	226	46	62	15	1	7	47	0	1	9	41	67	5	0	.442	.404	10
	Brooklyn (A+)	.218	38	133	20	29	7	0	5	17	0	2	2	13	44	1	0	.383	.293	8
Minor League Totals		.259	237	851	128	220	56	5	24	142	1	6	18	91	252	16	8	.421	.341	32

PEROZO, VINCENT CATCHER

HT: 5-10 WT: 233 B/T: L/R

BORN: 3/6/03 in Barquimeto, Venezuela**RESIDES:** Barquimeto, Venezuela**SIGNING SCOUT:** Robert Espejo**ACQUIRED (SIGNED):** Signed as a non-drafted free agent in 2019 (7/3/19)

YR	CLUB	AVG	G	AB	R	H	2B	3B	HR	RBI	SH	SF	HB	BB	SO	SB	CS	SLG	OBP	E
21	FCL Mets (R)	.173	18	52	7	9	2	0	1	6	0	0	4	10	21	0	2	.269	.348	0

RAGAN, MITCH RIGHT-HANDED PITCHER

HT: 6-2 WT: 204 B/T: R/R

BORN: 4/1/97 in Omaha, NE**RESIDES:** Omaha, NE**SIGNING SCOUT:** Nathan Beuster**ACQUIRED (SIGNED):** Mets 15th-round pick in the 2019 First-Year Player Draft (6/9/19)**CAREER NOTES****2019...**Named a New York-Penn League All-Star with Brooklyn (A).

YR	CLUB	W-L	ERA	G	GS	CG	SHO	SV	IP	H	R	ER	HR	HB	BB	SO	WP	BK
19	Brooklyn (A)	3-2	3.09	15	3	0	0	0	35.0	27	17	12	1	2	3	31	4	0
21	Brooklyn (A+)	3-2	1.33	18	0	0	0	2	27.0	19	12	4	1	2	11	28	2	1
	Binghamton (AA)	2-1	5.54	8	0	0	0	0	13.0	12	8	8	1	2	6	14	1	0
Minor League Totals		8-5	2.88	41	3	0	0	2	75.0	58	37	24	3	6	20	73	7	1

RAMIREZ, ALEX OUTFIELDER

HT: 6-4 WT: 196 B/T: R/R

BORN: 1/13/03 in Santo Domingo, Dominican Republic**RESIDES:** Santo Domingo Oeste, Dominican Republic**SIGNING SCOUT:** Gerardo Cabrera & Fernando Encarnacion**ACQUIRED (SIGNED):** Signed as a non-drafted free agent in 2019 (6/2/19)

YR	CLUB	AVG	G	AB	R	H	2B	3B	HR	RBI	SH	SF	HB	BB	SO	SB	CS	SLG	OBP	E
21	St. Lucie (A)	.258	76	302	41	78	15	4	5	35	0	1	8	23	104	16	7	.384	.326	5

RAMIREZ, JAWILME RIGHT-HANDED PITCHER

HT: 6-2 WT: 170 B/T: R/R

BORN: 11/28/01 in San Juan De la Maguana, Dominican Republic**RESIDES:** San Juan De la Maguana, Dominican Republic**SIGNING SCOUT:** Harold Herrera**ACQUIRED (SIGNED):** Signed as a non-drafted free agent in 2019 (7/2/19)

YR	CLUB	W-L	ERA	G	GS	CG	SHO	SV	IP	H	R	ER	HR	HB	BB	SO	WP	BK
21	DSL Mets2 (R)	5-5	2.14	14	13	0	0	0	0	54.2	14	13	2	2	20	56	6	1

RAMOS, LENERD RIGHT-HANDED PITCHER

HT: 6-2 WT: 190 B/T: R/R

BORN: 9/23/03 in Valencia, Venezuela**RESIDES:** Valencia, Venezuela**SIGNING SCOUTS:** Andres Nunez**ACQUIRED (SIGNED):** Signed as a non-drafted free agent in 2021 (1/15/21)

YR	CLUB	W-L	ERA	G	GS	CG	SHO	SV	IP	H	R	ER	HR	HB	BB	SO	WP	BK
21	DSL Mets1 (R)	0-0	0.00	1	0	0	0	0	1.0	1	1	0	0	0	0	1	0	
	DSL Mets2 (R)	1-2	6.59	18	3	0	0	2	27.1	25	27	20	1	4	16	28	9	3
Minor League Totals		1-2	6.35	19	3	0	0	2	28.1	26	28	20	1	4	16	28	10	3

RENTERIA, MARCEL RIGHT-HANDED PITCHER

HT: 5-9 WT: 164 B/T: R/R

BORN: 9/27/94 in Nogales, AZ**RESIDES:** Rio Rico, AZ**SIGNING SCOUTS:** Kevin Roberson**ACQUIRED (SIGNED):** Mets sixth-round pick in the 2017 First-Year Player Draft

YR	CLUB	W-L	ERA	G	GS	CG	SHO	SV	IP	H	R	ER	HR	HB	BB	SO	WP	BK
17	Brooklyn (A)	1-2	9.53	9	0	0	0	1	11.1	15	12	12	0	1	7	17	4	1
18	Columbia (A)	5-3	4.23	15	15	0	0	0	76.2	77	43	36	6	7	23	72	1	1
19	Binghamton (AA)	0-0	0.00	1	0	0	0	1	1.0	1	0	0	0	0	0	2	0	0
	St. Lucie (A)	1-4	4.62	37	0	0	0	5	62.1	62	38	32	6	6	26	63	13	0
21	Binghamton (AA)	0-0	0.00	3	0	0	0	0	7.0	2	0	0	0	1	3	10	0	0
	Syracuse (AAA)	4-0	9.00	14	0	0	0	0	19.0	16	21	19	2	4	14	28	3	2
Minor League Totals		11-9	5.02	79	15	0	0	7	177.1	173	114	99	14	19	73	192	21	4

REYES, BRAWNY RIGHT-HANDED PITCHER

HT: 6-3 WT: 165 B/T: R/R

BORN: 3/7/03 in Fantino, Dominican Republic**RESIDES:** Fantino, Dominican Republic**SIGNING SCOUTS:** Felix Romero**ACQUIRED (SIGNED):** Signed as a non-drafted free agent in 2021 (7/9/21)

YR	CLUB	W-L	ERA	G	GS	CG	SHO	SV	IP	H	R	ER	HR	HB	BB	SO	WP	BK
21	DSL Mets1 (R)	0-1	43.88	4	1	0	0	0	2.2	6	14	13	0	0	10	2	6	2

REYES, WILMER INFIELDER

HT: 6-1 WT: 187 B/T: R/R

BORN: 12/22/97 in Mao, Dominican Republic**RESIDES:** Mao, Dominican Republic**SIGNING SCOUT:** Daurys Nin**ACQUIRED (SIGNED):** Signed as a non-drafted free agent in 2016 (6/1/16)**CAREER NOTES****2019...**Named a New York-Penn League All-Star with Brooklyn (A).

YR	CLUB	AVG	G	AB	R	H	2B	3B	HR	RBI	SH	SF	HB	BB	SO	SB	CS	SLG	OBP	E
16	DSL Mets2 (R)	.264	58	220	27	58	7	3	2	20	1	2	3	11	25	5	3	.350	.305	16
17	DSL Mets1 (R)	.242	59	215	39	52	11	3	2	26	1	3	8	25	29	13	6	.349	.339	9
	GCL Mets (R)	.333	13	54	7	18	5	0	0	7	1	1	0	6	8	7	2	.426	.393	1
18	GCL Mets (R)	.269	32	119	18	32	5	2	3	10	0	0	2	3	17	2	5	.420	.298	0
	St. Lucie (A)	.231	5	13	2	3	0	0	1	1	0	0	0	4	0	0	.462	.231	0	
	Kingsport (R)	.000	2	8	0	0	0	0	0	0	0	0	0	3	0	0	.000	.000	0	
19	Brooklyn (A)	.323	61	229	32	74	8	2	5	33	1	3	3	8	41	12	6	.441	.350	11
21	GCL Mets (R)	.261	7	23	2	6	1	0	0	1	0	0	1	2	3	0	1	.304	.346	0
	Brooklyn (A+)	.400	9	35	5	14	1	0	2	9	0	1	0	4	7	0	0	.600	.450	2
Minor League Totals		.281	246	916	132	257	38	10	15	107	4	10	17	59	137	39	23	.393	.332	39

REYNOLDS, MATT INFIELDER**MAJOR LEAGUE INVITE**

RIBON, KEVIN RIGHT-HANDED PITCHER

HT: 6-0 WT: 157 B/T: R/R

BORN: 9/20/02 in Agua Dulce, Mexico**RESIDES:** Agua Dulce, Mexico**SIGNING SCOUT:** Martin Arvizu**ACQUIRED (SIGNED):** Signed as a non-drafted free agent in 2019 (7/5/19)

YR	CLUB	W-L	ERA	G	GS	CG	SHO	SV	IP	H	R	ER	HR	HB	BB	SO	WP	BK
21	DSL Mets1 (R)	1-0	0.00	3	2	0	0	0	12.1	7	2	0	0	3	4	10	3	0
	DSL Mets2 (R)	2-1	1.56	14	6	0	0	0	40.1	32	13	7	0	3	9	30	5	0
Minor League Totals		3-1	1.20	17	8	0	0	0	52.2	39	15	7	0	6	13	40	8	0

RINCÓN, CARLOS OUTFIELDER

HT: 6-2 WT: 238 B/T: R/R

BORN: 10/14/97 in Santo Domingo, Dominican Republic**RESIDES:** Santo Domingo, Dominican Republic**ACQUIRED (SIGNED):** Acquired from Los Angeles-NL on 7/21/21 in exchange for OF Billy McKinney

YEAR	TEAM	AVG	G	AB	R	H	2B	3B	HR	RBI	SH	SF	HB	BB	SO	SB	CS	SLG	OBP	E
16	AZL Dodgers (R)	.301	26	103	13	31	6	3	7	23	0	0	0	2	30	0	2	.621	.314	4
	DSL Dodgers (R)	.364	26	77	19	28	5	2	6	26	0	3	1	15	23	8	2	.714	.458	3
17	Ogden (R)	.275	14	51	8	14	4	0	3	13	0	0	1	16	0	0	.529	.288	0	
	Great Lakes (A)	.198	87	334	41	66	13	1	18	48	0	2	2	32	143	6	1	.404	.270	6
18	Great Lakes (A)	.226	81	288	28	65	13	2	7	33	0	6	3	41	91	5	1	.358	.331	8
	Rancho Cucamonga (A)	.327	29	110	36	36	9	0	15	35	0	1	4	16	31	0	1	.401	.306	2
19	Rancho Cucamonga (A)	.231	37	130	25	30	10	0	6	13	0	0	3	21	45	1	1	.446	.351	1
	Tulsa (AA)	.217	78	254	28	55	11	0	10	20	0	0	3	20	84	1	0	.378	.282	8
21	Tulsa (AA)	.263	63	232	33	61	12	0	12	48	0	3	5	25	70	2	0	.470	.343	2
	Binghamton (AA)	.268	38	149	22	40	8	1	10	29	0	0	11	44	3	0	.537	.319	0	
Minor League Totals		.247	479	1728	253	426	91	9	94	288	0	12	24	184	577	26	8	.473	.325	34

RITTER, LUKE INFIELDER

HT: 6-0 WT: 195 B/T: R/R

BORN: 2/15/97 in Minneapolis, MN**RESIDES:** Overland Park, KS**SIGNING SCOUT:** Nathan Beuster**ACQUIRED (SIGNED):** Mets seventh-round pick in the 2019 First-Year Player Draft (6/9/19)

YR	CLUB	AVG	G	AB	R	H	2B	3B	HR	RBI	SH	SF	HB	BB	SO	SB	CS	SLG	OBP	E
19	Brooklyn (A)	.245	68	229	39	56	15	1	4	36	1	3	6	33	50	5	3	.371	.351	9
21	Brooklyn (A+)	.232	73	250	31	58	9	0	14	44	0	3	5	25	94	3	1	.436	.311	4
Minor League Totals		.238	141	479	70	114	24	1	18	80	1	6	11	58	144	8	4	.405	.330	13

RIVERA, JOSÉ CATCHER

HT: 5-9 WT: 198 B/T: R/R

BORN: 9/7/99 in Bayamón, Puerto Rico**RESIDES:** Bayamón, Puerto Rico**SIGNING SCOUT:** Manny Batista**ACQUIRED (SIGNED):** Signed as a non-drafted free agent in 2019 (7/5/19)

YR	CLUB	AVG	G	AB	R	H	2B	3B	HR	RBI	SH	SF	HB	BB	SO	SB	CS	SLG	OBP	E
19	DSL Mets2 (R)	.299	21	77	17	23	7	1	3	14	0	1	3	12	14	0	0	.532	.409	10
21	GCL Mets (R)	.250	4	11	0	2	2	0	0	0	0	0	1	0	2	1	0	.364	.250	0
Minor League Totals		.284	25	88	17	25	9	1	3	14	0	1	4	12	16	1	0	.511	.390	10

RODRÍGUEZ, HECTOR INFIELDER

HT: 5-8 WT: 186 B/T: R/R

BORN: 3/11/04 in Santo Domingo, Dominican Republic**RESIDES:** Santo Domingo, Dominican Republic**SIGNING SCOUT:** Moises de la Mota & Oliver Dominguez**ACQUIRED (SIGNED):** Signed as a non-drafted free agent in 2021 (1/15/21)

YR	CLUB	AVG	G	AB	R	H	2B	3B	HR	RBI	SH	SF	HB	BB	SO	SB	CS	SLG	OBP	E
21	DSL Mets1 (R)	.301	42	123	17	37	8	2	3	15	0	2	3	13	15	6	8	.472	.376	13

RODRÍGUEZ, JORGE RIGHT-HANDED PITCHER HT: 6-3 WT: 180 B/T: R/R**BORN:** 12/18/01 in Santiago de los Caballeros, Dominican Republic**RESIDES:** Santiago de los Caballeros, Dominican Republic**SIGNING SCOUT:** Kelvin Dominguez**ACQUIRED (SIGNED):** Signed as a non-drafted free agent in 2019 (7/2/19)

YR	CLUB	W-L	ERA	G	GS	CG	SHO	SV	IP	H	R	ER	HR	HB	BB	SO	WP	BK
21	DSL Mets2 (R)	0-0	0.00	2	0	0	0	0	3.0	1	0	0	0	0	3	2	2	0

RODRÍGUEZ, JOSÉ RIGHT-HANDED PITCHER

MAJOR LEAGUE INVITE

RODRÍGUEZ, LUIS A. RIGHT-HANDED PITCHER HT: 6-4 WT: 175 B/T: R/R**BORN:** 2/27/03 in Santo Domingo, Dominican Republic**RESIDES:** Santo Domingo, Dominican Republic**SIGNING SCOUT:** Oliver Dominguez**ACQUIRED (SIGNED):** Signed as a non-drafted free agent in 2021 (3/24/21)

YR	CLUB	W-L	ERA	G	GS	CG	SHO	SV	IP	H	R	ER	HR	HB	BB	SO	WP	BK
21	DSL Mets1 (R)	3-1	2.29	14	1	0	0	3	19.2	10	5	5	0	5	11	24	6	0
	DSL Mets2 (R)	0-0	3.18	2	0	0	0	0	5.2	5	2	2	0	0	2	10	2	0
Minor League Totals		3-1	2.49	16	1	0	0	3	25.1	15	7	7	0	5	13	34	8	0

RODRÍGUEZ, LUIS R. LEFT-HANDED PITCHER HT: 6-2 WT: 219 B/T: L/L**BORN:** 12/3/02 in Santiago de los Caballeros, Dominican Republic**RESIDES:** Santiago de los Caballeros, Dominican Republic**SIGNING SCOUT:** Kelvin Dominguez**ACQUIRED (SIGNED):** Signed as a non-drafted free agent in 2019 (7/2/19)

YR	CLUB	W-L	ERA	G	GS	CG	SHO	SV	IP	H	R	ER	HR	HB	BB	SO	WP	BK
21	FCL Mets (R)	0-1	1.69	4	2	0	0	0	5.1	2	4	1	0	3	3	11	0	0
	St. Lucie (A)	0-1	7.71	3	2	0	0	0	7.1	10	6	6	1	2	2	5	1	0
Minor League Totals		0-2	5.11	7	4	0	0	0	12.1	12	10	7	1	5	5	16	1	0

RODRÍGUEZ, MANNY INFILDER HT: 5-10 WT: 160 B/T: R/R**BORN:** 7/4/96 in Brooklyn, NY**RESIDES:** Brooklyn, NY**SIGNING SCOUT:** Jarrett England**ACQUIRED (SIGNED):** Mets 10th-round pick in the 2018 First-Year Player Draft (6/15/18)**HIGH SCHOOL:** Calvert Hall HS (MD)**COLLEGE:** Cincinnati

CAREER NOTES

2019... Named a Florida State League mid-season All-Star with St. Lucie (A).

YR	CLUB	AVG	G	AB	R	H	2B	3B	HR	RBI	SH	SF	HB	BB	SO	SB	CS	SLG	OBP	E
18	Brooklyn (A)	.236	51	174	19	41	8	2	2	18	1	1	2	14	58	5	2	.339	.298	12
19	St. Lucie (A)	.242	114	380	38	92	20	2	1	35	1	1	4	36	116	14	10	.313	.314	26
21	GCL Mets (R)	.000	3	10	0	0	0	0	0	0	0	0	0	8	0	0	0	.000	.000	0
	Brooklyn (A+)	.210	70	224	30	47	9	0	6	26	2	2	6	15	87	2	3	.330	.275	16
Minor League Totals		.228	238	788	87	180	37	4	9	79	4	4	12	65	269	21	15	.320	.296	54

RODRÍGUEZ, MARCOS LEFT-HANDED PITCHER HT: 6-3 WT: 175 B/T: L/L**BORN:** 10/28/2002 in Fantino, Dominican Republic**RESIDES:** Villa La Mata, Dominican Republic**SIGNING SCOUT:** Kelvin Dominguez**ACQUIRED (SIGNED):** Signed as a non-drafted free agent in 2021 (4/8/21)

YR	CLUB	W-L	ERA	G	GS	CG	SHO	SV	IP	H	R	ER	HR	HB	BB	SO	WP	BK
21	DSL Mets1 (R)	2-1	7.33	20	0	0	0	0	27.0	28	26	22	1	1	23	34	14	0
	DSL Mets2 (R)	0-0	13.50	1	0	0	0	0	1.1	3	2	2	0	0	0	2	0	0
Minor League Totals		2-1	7.62	21	0	0	0	0	28.1	31	28	24	1	1	23	36	14	0

ROJAS, OSCAR RIGHT-HANDED PITCHER

HT: 5-11 WT: 224 B/T: R/R

BORN: 5/5/99 in Guanajuato, Mexico**RESIDES:** Guanajuato, Mexico**SIGNING SCOUT:** Gabriel Low**ACQUIRED (SIGNED):** Signed as a non-drafted free agent in 2017 (5/23/17)**CAREER NOTES****2021...**Was named Low-A Southeast Pitcher of the Month in June, and Low-A Southeast Pitcher of the Week (6/06/21), while with St. Lucie.

YR	CLUB	W-L	ERA	G	GS	CG	SHO	SV	IP	H	R	ER	HR	HB	BB	SO	WP	BK	
17	DSL Mets2 (R)	1-2	2.18	7	7	0	0	0	33.0	27	9	8	0	0	2	35	3	0	
18	GCL Mets (R)	3-3	3.83	8	7	0	0	0	42.1	34	19	18	1	1	12	40	4	0	
	Kingsport (R)	0-2	6.75	2	2	0	0	0	8.0	11	7	6	2	0	3	2	0	0	
19		DID NOT PLAY - INJURED																	
21	St. Lucie (A)	6-3	3.66	15	14	3	2	0	83.2	71	36	34	7	6	25	81	5	0	
	Brooklyn (A+)	0-4	7.23	6	6	0	0	0	23.2	34	23	19	6	2	13	15	0	0	
Minor League Totals		10-14	4.01	38	36	3	2	0	190.2	177	94	85	16	9	55	173	12	0	

RUBIO, ADRIAN OUTFIELDER

HT: 6-2 WT: 175 B/T: S/R

BORN: 12/10/02 in Santo Domingo, Dominican Republic**RESIDES:** Santo Domingo, Dominican Republic**SIGNING SCOUT:** Gerardo Cabrera**ACQUIRED (SIGNED):** Signed as a non-drafted free agent in 2019 (11/15/19)**RUDICK, MATT** OUTFIELDER

HT: 5-7 WT: 172 B/T: L/L

BORN: 7/2/98 in San Diego, CA**RESIDES:** San Diego, CA**SIGNING SCOUT:** Glenn Walker**ACQUIRED (SIGNED):** Mets 13th-round pick in the 2021 First-Year Player Draft (7/24/21)**HIGH SCHOOL:** Scripps Ranch HS (CA)**COLLEGE:** San Diego State**CAREER NOTES****College...**Was named a 2021 NCBWA Third-Team All-American, 2021 ABCA/Rawlings Second-Team All-West Region Honoree and a 2021 First-Team All-Mountain West Selection...Earned a 2019 & 2020 All-Mountain West Selection.

YR	CLUB	AVG	G	AB	R	H	2B	3B	HR	RBI	SH	SF	HB	BB	SO	SB	CS	SLG	OBP	E
21	FCL Mets (R)	.303	21	76	17	23	2	3	1	12	0	0	1	12	11	6	0	447	404	0

RUIBAL, EYV RIGHT-HANDED PITCHER

HT: 6-4 WT: 245 B/T: R/R

BORN: 9/29/1995 in Livingston, NJ**RESIDES:** Millburn, NJ**SIGNING SCOUT:** Stephen Head (Los Angeles-NL)**ACQUIRED (SIGNED):** Signed as a minor league free agent in 2021 (6/28/21)**HIGH SCHOOL:** Millburn HS (NJ)**COLLEGE:** Notre Dame

YR	CLUB	W-L	ERA	G	GS	CG	SHO	SV	IP	H	R	ER	HR	HB	BB	SO	WP	BK
2017	AZL Dodgers (R)	1-0	0.00	6	0	0	0	0	6.2	3	1	0	0	1	0	7	0	0
	Great Lakes (A)	1-2	4.61	9	0	0	0	0	13.2	13	9	7	1	1	12	17	4	0
2018	Ogden (R)	2-1	3.66	17	0	0	0	1	19.2	26	9	8	0	4	8	13	3	0
	Rancho Cucamonga (A)	0-0	0.00	3	0	0	0	1	2.1	0	0	0	0	0	2	0	0	0
2019	Lake Erie (Ind.)	1-3	2.20	13	0	0	0	1	16.1	13	7	4	2	3	3	14	0	0
2021	Florence (Ind.)	2-0	0.73	9	0	0	0	1	12.1	6	1	1	1	1	5	13	3	0
	Brooklyn (A+)	2-1	4.91	19	0	0	0	2	22.0	20	14	12	3	0	18	26	8	1
Minor League Totals		6-4	3.78	54	0	0	0	4	64.1	62	33	27	4	6	40	63	15	1
Independent League Totals		3-3	1.57	22	0	0	0	2	28.2	19	8	5	3	4	8	27	3	0

SALAZAR, EDUARDO OUTFIELDER

HT: 6-3 WT: 227 B/T: R/R

BORN: 12/15/00 in Barcelona, Venezuela**RESIDES:** Anzoategui, Venezuela**SIGNING SCOUT:** Nestor Moreno**ACQUIRED (SIGNED):** Signed as a non-drafted free agent in 2017 (7/2/17)

YR	CLUB	AVG	G	AB	R	H	2B	3B	HR	RBI	SH	SF	HB	BB	SO	SB	CS	SLG	OBP	E
18	DSL Mets1 (R)	.193	20	57	9	11	1	0	0	3	1	2	0	8	18	0	2	.211	.284	1
	DSL Mets2 (R)	.354	22	82	12	29	2	1	0	9	0	1	0	9	19	2	0	.402	.413	1
19	GCL Mets (R)	.241	19	58	9	14	1	0	1	7	0	2	4	3	14	1	1	.310	.313	0
21	GCL Mets (R)	.308	25	78	11	24	7	0	1	11	0	1	6	5	15	2	0	.436	.389	1
Minor League Totals		.284	86	275	41	78	11	1	2	30	1	6	10	25	66	5	3	.353	.358	3

SANCHEZ, FRANKLIN RIGHT-HANDED PITCHER HT: 6-6 WT: 204 B/T: R/R**BORN:** 9/12/00 in Jimaní, Dominican Republic**RESIDES:** Jimaní, Dominican Republic**SIGNING SCOUT:** Gerardo Cabrera**ACQUIRED (SIGNED):** Signed as a non-drafted free agent in 2019 (10/31/19)

YR	CLUB	W-L	ERA	G	GS	CG	SHO	SV	IP	H	R	ER	HR	HB	BB	SO	WP	BK
21	FCL Mets (R)	2-3	7.30	14	1	0	0	0	24.2	20	23	20	0	10	16	31	8	0
	St. Lucie (A)	0-0	0.00	3	0	0	0	1	3.0	1	1	0	0	0	5	4	0	0
Minor League Totals		2-3	6.51	17	1	0	0	1	27.2	21	24	20	0	10	21	25	8	0

SANCHEZ, ROBERTO OUTFIELDER HT: 6-1 WT: 162 B/T: L/L**BORN:** 3/7/03 in Guarenas, Venezuela**RESIDES:** Guarenas, Venezuela**SIGNING SCOUT:** Carlos Perez**ACQUIRED (SIGNED):** Signed as a non-drafted free agent in 2019 (7/18/19)

YR	CLUB	AVG	G	AB	R	H	2B	3B	HR	RBI	SH	SF	HB	BB	SO	SB	CS	SLG	OBP	E
21	DSL Mets1 (R)	.194	16	36	5	7	0	0	0	1	0	0	1	10	12	2	1	194	383	0

SANTANA, ERIC OUTFIELDER HT: 6-0 WT: 180 B/T: S/R**BORN:** 11/2/02 in San Cristóbal, Dominican Republic**RESIDES:** San Cristóbal, Dominican Republic**SIGNING SCOUT:** Wilson Peralta**ACQUIRED (SIGNED):** Signed as a non-drafted free agent in 2019 (7/2/19)

YR	CLUB	AVG	G	AB	R	H	2B	3B	HR	RBI	SH	SF	HB	BB	SO	SB	CS	SLG	OBP	E
21	DSL Mets2 (R)	.172	24	64	8	11	2	1	2	7	0	1	0	14	29	1	1	.328	.316	0

SANTOS, JUNIOR RIGHT-HANDED PITCHER HT: 6-7 WT: 188 B/T: R/R**BORN:** 8/16/01 in Santiago, Dominican Republic**RESIDES:** Santiago, Dominican Republic**SIGNING SCOUT:** Anderson Taveras**ACQUIRED (SIGNED):** Signed as a non-drafted free agent in 2018 (6/2/18)

YR	CLUB	W-L	ERA	G	GS	CG	SHO	SV	IP	H	R	ER	HR	HB	BB	SO	WP	BK
18	DSL Mets1 (R)	1-1	2.80	11	10	0	0	0	45.0	35	15	14	1	4	6	36	4	0
	GCL Mets (R)	0-0	0.00	3	0	0	0	0	5.0	4	0	0	0	0	0	3	0	0
19	Kingsport (R)	0-5	5.09	14	14	0	0	0	40.2	46	29	23	4	6	25	36	5	0
21	St. Lucie (A)	6-6	4.59	21	16	2	0	0	96.0	108	60	49	8	8	38	79	6	3
Minor League Totals		7-12	.15	49	40	2	0	0	86.2	195	104	86	15	18	69	154	15	3

SANTOS, REYSON RIGHT-HANDED PITCHER HT: 6-0 WT: 231 B/T: R/R**BORN:** 1/22/99 in Baní, Dominican Republic**RESIDES:** Baní, Dominican Republic**SIGNING SCOUT:** Miguel Vásquez**ACQUIRED (SIGNED):** Signed as a non-drafted free agent in 2018 (6/15/18)**CAREER NOTES****2019...**Named an Appalachian League postseason All-Star with Kingsport (R).

YR	CLUB	W-L	ERA	G	GS	CG	SHO	SV	IP	H	R	ER	HR	HB	BB	SO	WP	BK
18	DSL Mets1 (R)	2-0	5.66	9	0	0	0	1	20.2	9	13	13	2	2	16	21	4	1
19	Brooklyn (A)	0-0	0.00	2	0	0	0	1	2.0	1	0	0	0	0	1	5	0	0
	Kingsport (R)	0-0	2.45	22	0	0	0	8	22.0	17	7	6	3	0	8	28	5	1
21	St. Lucie (A)	3-2	5.09	27	0	0	0	9	35.1	26	21	20	5	2	22	44	6	0
	Brooklyn (A+)	1-0	10.80	3	0	0	0	0	3.1	4	4	4	0	1	3	4	2	0
Minor League Totals		6-2	4.64	63	0	0	0	19	83.1	57	45	43	10	5	50	102	17	2

SAUNDERS, WARREN INFIELDER**HT:** 6-2 **WT:** 211 **B/T:** R/R**BORN:** 12/15/98 in Grand Bahama, Bahamas**RESIDES:** Grand Bahama, Bahamas**SIGNING SCOUT:** Hector Rincones**ACQUIRED (SIGNED):** Signed as a non-drafted free agent in 2018 (8/29/18)

YR	CLUB	AVG	G	AB	R	H	2B	3B	HR	RBI	SH	SF	HB	BB	SO	SB	CS	SLG	OBP	E
19	GCL Mets	.323	33	127	25	41	5	0	1	20	1	2	7	10	23	3	0	.386	.397	4
21	St. Lucie (A)	.249	93	337	51	84	8	2	3	44	0	4	8	29	75	1	2	.312	.320	14
Minor League Totals		.269	126	464	76	125	13	2	4	64	1	6	15	39	98	4	2	.332	.342	18

SCHWARTZ, JT INFIELDER**HT:** 6-4 **WT:** 215 **B/T:** L/R**BORN:** 12/17/99 in Newport Beach, CA**RESIDES:** Newport Beach, CA**SIGNING SCOUT:** Rusty McNamara**ACQUIRED (SIGNED):** Mets fourth-round pick in the 2021 First-Year Player Draft (7/18/21)**HIGH SCHOOL:** Corona del Mar HS (CA)**COLLEGE:** UCLA**CAREER NOTES****College...**Was named a 2021 All-American, 2021 ABCA All-West Region, 2021 Pac-12 Batting Champion, 2021 Pac-12 All-Conference Team, 2021 Lubbock Regional All-Tournament Team, and 2021 CoSIDA Academic All-District Team.

YR	CLUB	AVG	G	AB	R	H	2B	3B	HR	RBI	SH	SF	HB	BB	SO	SB	CS	SLG	OBP	E
21	St. Lucie (A)	.195	25	82	9	16	5	0	0	8	0	2	3	13	12	2	0	.256	.320	4

SCOTT, CHRISTIAN RIGHT-HANDED PITCHER**HT:** 6-4 **WT:** 207 **B/T:** R/R**BORN:** 6/15/99 in Coconut Creek, FL**RESIDES:** Pompano Beach, FL**SIGNING SCOUT:** Jon Updike**ACQUIRED (SIGNED):** Mets fifth-round pick in the 2021 First-Year Player Draft (7/17/21)**HIGH SCHOOL:** Calvary Christian Academy (FL)**COLLEGE:** University of Florida**CAREER NOTES****College...**Earned 2021 SEC Academic Honor Roll, 2020 SEC Academic Honor Roll, and 2019 SEC First-Year Academic Honor Roll...Was named 2019 SEC Freshman of the Week (April 1).

YR	CLUB	W-L	ERA	G	GS	CG	SHO	SV	IP	H	R	ER	HR	HB	BB	SO	WP	BK
21	FCL Mets (R)	0-0	3.00	0	0	0	0	0	3.0	3	1	1	0	0	1	1	0	0

SCOTTI, CLAUDIO RIGHT-HANDED PITCHER**HT:** 6-4 **WT:** 219 **B/T:** R/R**BORN:** 7/8/98 in Rome, Italy**RESIDES:** Rome, Italy**SIGNING SCOUT:** Tom Gillespie (Pittsburgh)**ACQUIRED (SIGNED):** Signed as a minor league free agent in 2021 (8/2/21)**CAREER NOTES****Personal...**Represented Italy in the 2021 European Championships...Tossed 5.0 hitless innings with nine strikeouts against Greece...Pitched in the Italian Baseball League (2018-2020).

YR	CLUB	W-L	ERA	G	GS	CG	SHO	SV	IP	H	R	ER	HR	HB	BB	SO	WP	BK	
16	GCL Pirates (R)	0-1	3.18	5	0	0	0	0	5.2	6	4	2	0	0	4	4	0	0	
17	GCL Pirates (R)	1-1	2.70	8	0	0	0	0	13.1	12	7	4	1	0	10	5	7	0	
18	Citta (ITSA)	0-0	5.25	9	0	0	0	0	12.0	17	8	7	0	0	8	15	0	0	
19	Bologna (ITSA)	2-0	4.20	9	1	0	0	0	15.0	10	9	7	0	0	14	21	4	0	
20	Bologna (ITSA)	1-2	3.98	13	2	0	0	0	20.1	17	9	9	1	0	18	25	4	0	
21	DID NOT PITCH																		
Minor League Totals		2-1	2.84	13	0	0	0	0	19.0	18	11	6	1	0	14	9	7	0	
Italian League Totals		3-2	4.37	31	3	0	0	0	47.1	44	26	23	1	0	40	61	8	0	

SENGER, HAYDEN CATCHER**MAJOR LEAGUE INVITE**

SERRANO, ENYER OUTFIELDER

HT: 5-11 WT: 165 B/T: L/R

BORN: 5/14/04 in Valle del Tuy, Venezuela**RESIDES:** San Francisco de Yare, Venezuela**SIGNING SCOUT:** Carlos Perez**ACQUIRED (SIGNED):** Signed as a non-drafted free agent in 2021 (1/15/21)

YR	CLUB	AVG	G	AB	R	H	2B	3B	HR	RBI	SH	SF	HB	BB	SO	SB	CS	SLG	OBP	E
21	DSL Mets2 (R)	.143	20	42	7	6	1	1	0	1	0	0	1	6	18	1	0	.214	.265	1

SEYMOUR, CARSON RIGHT-HANDED PITCHER

HT: 6-6 WT: 252 B/T: R/R

BORN: 12/16/1998 in Poway, CA**RESIDES:** Manhattan, KS**SIGNING SCOUT:** Scott Thomas**ACQUIRED (SIGNED):** Mets sixth-round pick in the 2021 First-Year Player Draft (7/20/21)**CAREER NOTES****College...**Earned Academic All-Big 12 First-Team in 2020 and 2021.

YR	CLUB	W-L	ERA	G	GS	CG	SHO	SV	IP	H	R	ER	HR	HB	BB	SO	WP	BK
21	FCL Mets (R)	0-0	2.08	4	0	0	0	0	4.1	3	3	1	0	0	6	4	2	0

SIERRA, BRIAN RIGHT-HANDED PITCHER

HT: 6-3 WT: 188 B/T: R/R

BORN: 1/5/04 in La Guaira, Venezuela**RESIDES:** La Guaira, Venezuela**SIGNING SCOUT:** Carlos Perez**ACQUIRED (SIGNED):** Signed as a non-drafted free agent in 2021 (1/15/21)

YR	CLUB	W-L	ERA	G	GS	CG	SHO	SV	IP	H	R	ER	HR	HB	BB	SO	WP	BK
21	DSL Mets1 (R)	1-1	5.17	10	1	0	0	0	15.2	11	9	9	0	6	8	14	8	0
	DSL Mets2 (R)	2-2	9.00	11	0	0	0	2	3.0	20	18	13	0	1	6	14	5	0
Minor League Totals		3-3	6.91	21	1	0	0	2	18.2	31	27	22	0	7	14	28	13	0

SILVESTRE, JENSY INFIELDER

HT: 6-0 WT: 170 B/T: S/R

BORN: 11/9/03 in Bonao, Dominican Republic**RESIDES:** Bonao, Dominican Republic**SIGNING SCOUT:** Oliver Dominguez**ACQUIRED (SIGNED):** Signed as a non-drafted free agent in 2021 (1/15/21)

YR	CLUB	AVG	G	AB	R	H	2B	3B	HR	RBI	SH	SF	HB	BB	SO	SB	CS	SLG	OBP	E
21	DSL Mets1 (R)	.128	20	39	4	5	1	1	0	1	0	0	0	7	15	2	0	.205	.261	4

SUAREZ, ALBERT INFIELDER

HT: 5-10 WT: 155 B/T: L/R

BORN: 11/30/1999 in San Pedro de Macoris, Dominican Republic**RESIDES:** San Pedro de Macoris, Dominican Republic**SIGNING SCOUT:** Los Angeles-NL**ACQUIRED (SIGNED):** Acquired from Los Angeles-NL along with INF Jimmy Titus on 4/21/21

YR	CLUB	AVG	G	AB	R	H	2B	3B	HR	RBI	SH	SF	HB	BB	SO	SB	CS	SLG	OBP	E
17	DSL Dodgers2 (R)	.211	53	199	22	42	6	3	1	25	1	2	1	22	25	5	8	.286	.290	14
18	AZL Dodgers (R)	.231	40	143	18	33	6	1	0	17	2	2	0	12	31	11	2	.287	.287	6
19	Dodgers Mota (R)	.267	50	187	24	50	12	2	0	23	1	2	0	9	32	10	5	.353	.298	10
	Rancho Cucamonga (A)	.000	1	2	0	0	0	0	0	0	0	0	0	0	0	0	0	.000	.000	0
21	FCL Mets (R)	.167	25	60	4	10	4	1	0	6	1	0	1	3	18	1	1	.267	.219	3
Minor League Totals		.229	169	590	68	135	28	7	1	71	5	6	1	46	105	27	16	.305	.284	33

SUAREZ, JOANDER RIGHT-HANDED PITCHER

HT: 6-3 WT: 253 B/T: R/R

BORN: 2/27/00 in Cumana, Venezuela**RESIDES:** Cumana, Venezuela**SIGNING SCOUT:** Carlos Perez**ACQUIRED (SIGNED):** Signed to a minor league contract in 2018 (5/14/18)

YR	CLUB	W-L	ERA	G	GS	CG	SHO	SV	IP	H	R	ER	HR	HB	BB	SO	WP	BK
18	DSL Mets1 (R)	0-1	5.40	4	3	0	0	0	11.2	15	7	7	0	0	3	12	0	0
	DSL Mets2 (R)	0-0	3.00	4	1	0	0	0	9.0	1	3	3	0	1	2	7	1	0
19	GCL Mets (R)	1-0	1.79	11	8	0	0	0	40.1	27	8	8	1	3	16	47	6	0
21	St. Lucie (A)	0-3	7.66	6	6	0	0	0	24.2	28	23	21	3	1	6	26	7	1
Minor League Totals		1-4	4.10	25	18	0	0	0	85.2	71	41	39	4	5	37	92	14	1

SUOZZI, JOE OUTFIELDER

HT: 6-3 WT: 216 B/T: R/R

BORN: 2/28/98 in Glen Cove, NY**HIGH SCHOOL:** Chaminate HS (NY)**RESIDES:** Glen Cove, NY**COLLEGE:** Boston College**SIGNING SCOUT:** John Kosciak**ACQUIRED (SIGNED):** Signed as a non-drafted free agent in 2020 (6/15/20)

YR	CLUB	AVG	G	AB	R	H	2B	3B	HR	RBI	SH	SF	HB	BB	SO	SB	CS	SLG	OBP	E
21	St. Lucie (A)	.292	30	113	21	33	4	0	2	17	0	1	5	10	33	13	0	.381	.372	1
	Brooklyn (A+)	.175	23	57	7	10	3	2	1	6	0	0	2	5	27	1	0	.351	.266	1
Minor League Totals		.253	53	170	28	43	7	2	3	23	0	1	7	15	60	14	0	.371	.337	2

TAVAREZ, SAMMY RIGHT-HANDED PITCHER

HT: 6-7 WT: 260 B/T: R/R

BORN: 10/20/98 in Santo Domingo, Dominican Republic**RESIDES:** Santo Domingo, Dominican Republic**SIGNING SCOUT:** Harold Herrera**ACQUIRED (SIGNED):** Signed as a non-drafted free agent in 2020 (7/2/20)

YR	CLUB	W-L	ERA	G	GS	CG	SHO	SV	IP	H	R	ER	HR	HB	BB	SO	WP	BK
21	St. Lucie (A)	0-2	5.81	24	0	0	0	1	31.0	22	22	20	1	6	34	52	4	0

TAVERAS, WILLY RIGHT-HANDED PITCHER

HT: 5-9 WT: 172 B/T: R/R

BORN: 1/20/98 in Villa Isabela, Dominican Republic**RESIDES:** Villa Isabela, Dominican Republic**SIGNING SCOUT:** Daurys Nin**ACQUIRED (SIGNED):** Signed as a non-drafted free agent in 2016 (6/1/16)**CAREER NOTES****2017...**Ranked among league leaders in the Dominican Summer League in wins (second), WHIP (0.91, fourth) and lowest walks per 9.0 innings among starters (0.82, second).

YR	CLUB	W-L	ERA	G	GS	CG	SHO	SV	IP	H	R	ER	HR	HB	BB	SO	WP	BK
16	DSL Mets2 (R)	2-2	3.35	13	5	0	0	2	37.2	43	18	14	0	0	5	26	1	0
17	DSL Mets2 (R)	8-3	2.31	15	13	1	1	0	70.0	58	26	18	3	2	6	63	1	1
18	GCL Mets (R)	2-1	1.23	4	4	1	0	0	22.0	15	6	3	1	1	8	25	1	1
	Kingsport (R)	5-0	2.93	7	7	0	0	0	43.0	37	17	14	3	3	6	32	5	1
19	Columbia (A)	6-11	5.14	29	16	0	0	0	119.0	136	72	68	19	2	24	99	8	1
21	St. Lucie (A)	1-3	3.33	18	0	0	0	4	24.1	22	9	9	2	1	2	34	0	0
	Brooklyn (A+)	2-0	1.77	12	0	0	0	3	20.1	14	4	4	1	1	4	24	1	0
	Binghamton (AA)	0-0	0.00	2	0	0	0	0	3.0	2	0	0	0	0	2	0	0	
Minor League Totals		26-20	3.45	100	45	2	1	9	339.1	327	152	130	29	10	55	305	17	4

TILIEN, JUNIOR INFIELDER

HT: 6-1 WT: 202 B/T: R/R

BORN: 9/9/02 in San Pedro de Macoris, Dominican Republic**RESIDES:** San Pedro de Macoris, Dominican Republic**SIGNING SCOUT:** Wilson Peralta**ACQUIRED (SIGNED):** Signed as a non-drafted free agent in 2019 (7/2/19)

YR	CLUB	AVG	G	AB	R	H	2B	3B	HR	RBI	SH	SF	HB	BB	SO	SB	CS	SLG	OBP	E
21	FCL Mets (R)	.165	32	103	11	17	7	0	0	7	0	1	2	6	24	0	0	.233	.223	7

TORRES, ROBERT RIGHT-HANDED PITCHER

HT: 5-11 WT: 177 B/T: R/R

BORN: 9/9/01 in San Francisco De Macoris, Dominican Republic**RESIDES:** San Francisco De Macoris, Dominican Republic**SIGNING SCOUT:** Kelvin Dominguez**ACQUIRED (SIGNED):** Signed as a non-drafted free agent in 2020 (3/4/20)**VALDEZ, ENRIQUE** INFIELDER

HT: 6-0 WT: 180 B/T: R/R

BORN: 9/1/01 in Santo Domingo, Dominican Republic**RESIDES:** Santo Domingo, Dominican Republic**SIGNING SCOUT:** Wilson Peralta**ACQUIRED (SIGNED):** Signed as a non-drafted free agent in 2019 (11/26/19)

YR	CLUB	AVG	G	AB	R	H	2B	3B	HR	RBI	SH	SF	HB	BB	SO	SB	CS	SLG	OBP	E
21	DSL Mets2 (R)	.109	20	46	9	5	2	0	1	4	0	1	2	14	23	1	2	.217	.333	3

VALDEZ, KRISPY RIGHT-HANDED PITCHER

HT: 6-9 WT: 215 B/T: R/R

BORN: 11/23/2003 in San Pedro de Macoris, Dominican Republic**RESIDES:** San Pedro de Macoris, Dominican Republic**SIGNING SCOUT:** Felix Romero**ACQUIRED (SIGNED):** Signed as a non-drafted free agent in 2021 (3/17/21)**VALVERDE, ALEX** RIGHT-HANDED PITCHER

HT: 6-2 WT: 213 B/T: R/R

BORN: 9/26/96 in Coral Gables, FL**RESIDES:** Miami, FL**SIGNING SCOUT:** Victor Rodriguez (Tampa Bay)**ACQUIRED (SIGNED):** Mets Triple-A Phase Rule 5 Draft Pick in 2021 (12/8/21)

YR	CLUB	W-L	ERA	G	GS	CG	SHO	SV	IP	H	R	ER	HR	HB	BB	SO	WP	BK
17	GCL Rays (R)	0-1	3.18	4	3	0	0	0	11.1	8	5	4	1	4	2	11	0	1
	Hudson Valley (A)	2-1	1.93	3	2	0	0	0	14.0	11	4	3	0	1	7	13	0	1
18	Bowling Green (A)	8-7	4.56	24	21	0	0	0	108.2	120	69	55	15	8	57	79	14	0
19	Charlotte (A)	4-6	4.29	34	0	0	0	3	65.0	63	35	31	11	7	22	65	2	0
21	Montgomery (AA)	2-5	4.88	30	10	0	0	3	72.0	69	44	39	6	9	29	92	12	0
Minor League Totals		16-20	4.38	95	36	0	0	6	271.0	271	157	132	35	29	117	260	28	2

VARGAS, JESÚS RIGHT-HANDED PITCHER

HT: 6-1 WT: 198 B/T: R/R

BORN: 8/18/98 in Macuto, Venezuela**RESIDES:** Vargas, Venezuela**SIGNING SCOUT:** Francisco Cartaya & Pedro Avila (Los Angeles-NL)**ACQUIRED (SIGNED):** Signed as a minor league free agent in 2021 (12/6/21)

YR	CLUB	W-L	ERA	G	GS	CG	SHO	SV	IP	H	R	ER	HR	HB	BB	SO	WP	BK
15	DSL Dodgers (R)	0-1	4.70	5	4	0	0	0	7.2	5	4	4	1	1	5	7	1	0
16	DSL Dodgers (R)	6-3	1.83	11	8	0	0	0	54.0	52	18	11	0	3	9	34	1	0
17	AZL Dodgers2 (R)	4-3	3.38	14	11	0	0	0	58.2	51	30	22	6	3	9	49	4	1
	Ogden (R)	1-0	6.75	1	0	0	0	0	4.0	7	3	3	0	0	0	3	1	0
18	Great Lakes (A)	4-3	3.28	8	8	0	0	0	35.2	30	14	13	4	0	9	28	3	0
	AZL Dodgers2 (R)	0-1	5.40	4	1	0	0	0	11.2	13	9	7	3	2	3	14	1	0
	Ogden (R)	0-0	---	1	1	0	0	0	0.0	1	1	1	0	0	0	0	0	0
19									DID NOT PITCH - INJURED									
21	Great Lakes (A)	8-5	4.40	24	14	0	0	0	102.1	102	58	50	18	7	14	88	3	1
Minor League Totals		23-16	3.65	68	47	0	0	0	274.0	261	137	111	32	16	49	223	14	2

VASIL, MIKE RIGHT-HANDED PITCHER

HT: 6-4 WT: 244 B/T: L/R

BORN: 3/19/00 in Boston, MA**RESIDES:** Wellesley, MA**SIGNING SCOUT:** Daniel Coles**ACQUIRED:** Mets eighth-round pick in the 2021 First-Year Player Draft (7/23/21)

YR	CLUB	W-L	ERA	G	GS	CG	SHO	SV	IP	H	R	ER	HR	HB	BB	SO	WP	BK
21	FCL Mets (R)	0-0	1.29	3	3	0	0	0	7.0	3	1	1	0	0	10	0	0	

VASQUEZ, CHRISTOPHER RIGHT-HANDED PITCHER HT: 6-0 WT: 160 B/T: R/R**BORN:** 3/17/01 in Los Llanos, Dominican Republic**RESIDES:** Los Llanos, Dominican Republic**SIGNING SCOUT:** Oliver Dominguez**ACQUIRED (SIGNED):** Signed as a non-drafted free agent in 2020 (2/4/20)

YR	CLUB	W-L	ERA	G	GS	CG	SHO	SV	IP	H	R	ER	HR	HB	BB	SO	WP	BK
21	FCL Mets (R)	3-1	7.15	16	2	0	0	1	22.2	28	19	18	4	2	16	25	2	0

YÁSQUEZ, JEREMY INFIELDER**HT:** 5-11 **WT:** 226 **B/T:** L/L**BORN:** 7/17/96 in Palm City, FL**HIGH SCHOOL:** Martin County HS (FL)**RESIDES:** Palm City, FL**COLLEGE:** Nova Southeastern (FL)**SIGNING SCOUT:** César Aranguren**ACQUIRED (SIGNED):** Mets 28th-round pick in the 2017 First-Year Player Draft (6/19/17)**CAREER NOTES**

2018...Named a South Atlantic League mid-season All-Star with Columbia (A)...Earned Player of the Week honors for Columbia (A) of the South Atlantic League during the week of April 29...**College...**Batted .317 with 15 home runs and 49 RBI in 51 games (all starts) with Nova Southeastern as a junior...Spent his first two collegiate seasons at the University of Florida and was part of a Florida squad that reached the College World Series semifinals...Hit .476 (10-21) during the NCAA Tournament in 2015.

YR	CLUB	AVG	G	AB	R	H	2B	3B	HR	RBI	SH	SF	HB	BB	SO	SB	CS	SLG	OBP	E
17	Kingsport (R)	.296	36	135	18	40	8	0	7	30	0	2	1	22	26	0	0	.511	.394	1
	Brooklyn (A)	.225	31	102	11	23	7	0	1	8	0	1	2	15	34	0	0	.324	.333	2
18	Columbia (A)	.289	80	284	33	82	18	3	6	44	0	4	3	43	65	0	0	.437	.383	6
	St. Lucie (A)	.264	45	163	25	43	7	1	4	14	0	1	1	19	26	0	1	.393	.342	4
19	St. Lucie (A)	.277	125	444	44	123	26	2	5	61	0	6	5	55	76	3	3	.378	.359	5
	Binghamton (AA)	.231	12	39	4	9	1	0	0	0	0	0	0	6	6	0	1	.256	.333	0
21	Binghamton (AA)	.171	32	105	11	18	4	0	1	11	0	1	0	15	33	0	0	.238	.273	3
	Brooklyn (A+)	.273	51	165	25	45	15	0	7	30	1	4	1	27	35	1	2	.491	.371	3
	St. Lucie (A)	.211	5	19	2	4	2	0	0	3	0	1	0	0	3	0	0	.316	.200	1
Minor League Totals		.266	417	1456	173	387	88	6	31	201	1	20	13	202	304	4	7	.398	.356	25

YÁSQUEZ, LUIS RIGHT-HANDED PITCHER**HT:** 6-3 **WT:** 180 **B/T:** R/R**BORN:** 8/25/97 in Santo Domingo, Dominican Republic**RESIDES:** Yamasa, Dominican Republic**SIGNING SCOUT:** Marciano Álvarez**ACQUIRED (SIGNED):** Signed as a non-drafted free agent in 2016 (11/14/16)

YR	CLUB	W-L	ERA	G	GS	CG	SHO	SV	IP	H	R	ER	HR	HB	BB	SO	WP	BK
17	DSL Mets2 (R)	3-0	3.00	14	3	0	0	2	45.0	37	19	15	0	5	23	28	11	1
18									DID NOT PITCH - INJURED									
19									DID NOT PITCH - INJURED									
21									DID NOT PITCH									

VELIZ, JUAN LEFT-HANDED PITCHER**HT:** 6-1 **WT:** 200 **B/T:** L/L**BORN:** 6/12/04 in San Antonio, Venezuela**RESIDES:** San Antonio, Venezuela**SIGNING SCOUT:** Nestor Moreno**ACQUIRED (SIGNED):** Signed as a non-drafted free agent in 2021 (1/15/21)

YR	CLUB	W-L	ERA	G	GS	CG	SHO	SV	IP	H	R	ER	HR	HB	BB	SO	WP	BK
21	DSL Mets2 (R)	3-0	1.08	10	1	0	0	0	16.2	10	2	2	0	1	8	15	4	0

VENTURA, JORDANY RIGHT-HANDED PITCHER**HT:** 6-0 **WT:** 200 **B/T:** R/R**BORN:** 7/6/00 in Santo Domingo, Dominican Republic**RESIDES:** Santo Domingo, Dominican Republic**SIGNING SCOUT:** Andres Nunez**ACQUIRED (SIGNED):** Signed as a non-drafted free agent in 2018 (7/25/18)

YR	CLUB	W-L	ERA	G	GS	CG	SHO	SV	IP	H	R	ER	HR	HB	BB	SO	WP	BK
18	DSL Mets2 (R)	0-1	0.00	3	1	0	0	0	6.2	7	4	0	0	0	7	3	1	0
19	DSL Mets1 (R)	0-0	3.97	4	4	0	0	0	11.1	8	7	5	1	2	5	11	0	0
	GCL Mets (R)	2-1	4.36	9	7	0	0	0	33.0	27	16	16	2	6	8	34	2	2
	Kingsport (R)	0-1	1.13	2	2	0	0	0	8.0	3	1	1	0	0	6	9	3	0
Minor League Totals		2-3	3.36	18	14	0	0	0	59.0	45	28	22	3	8	26	57	6	2

VILERA, JAISON RIGHT-HANDED PITCHER

HT: 6-0 WT: 225 B/T: R/R

BORN: 6/19/97 in Caracas, Venezuela**RESIDES:** Maracay, Venezuela**SIGNING SCOUT:** Daurys Nin**ACQUIRED (SIGNED):** Signed as a non-drafted free agent in 2015 (11/10/15)**CAREER NOTES**

2018...Was a *Baseball America* short-season All-Star and a New York-Penn League mid-season All-Star...**2017...**GCL Mets Sterling Award Winner...Led the GCL in strikeouts (56), innings (62.1) and K/9 among starters (7.74).

YR	CLUB	W-L	ERA	G	GS	CG	SHO	SV	IP	H	R	ER	HR	HB	BB	SO	WP	BK
16	DSL Mets2 (R)	1-1	2.73	7	6	0	0	1	26.1	20	8	8	1	4	10	22	0	1
	DSL Mets1 (R)	4-0	0.59	6	4	0	0	0	30.1	18	3	2	0	2	10	22	3	0
17	GCL Mets (R)	3-1	1.88	11	8	1	1	0	62.1	43	18	13	3	3	17	56	6	1
18	Brooklyn (A)	5-2	1.83	13	13	0	0	0	73.2	50	20	15	1	6	22	78	2	0
19	Brooklyn (A)	2-3	3.81	5	5	0	0	0	28.1	23	18	12	1	1	11	23	3	0
	Columbia (A)	1-3	9.00	6	5	0	0	0	24.0	31	26	24	4	3	15	17	4	0
	St. Lucie (A)	2-1	3.81	5	4	0	0	0	26.0	26	13	11	2	1	10	17	1	0
	Binghamton (AA)	0-1	3.18	1	1	0	0	0	5.2	8	2	2	0	0	4	0	0	0
21	Brooklyn (A+)	3-8	7.24	20	20	0	0	0	87.0	107	77	70	22	8	29	72	6	4
Minor League Totals		21-20	3.89	74	66	1	1	1	363.2	326	185	157	34	28	124	311	25	6

VILLALOBOS, FERNANDO CATCHER

HT: 5-10 WT: 210 B/T: L/R

BORN: 6/24/02 in Ensenada, Mexico**RESIDES:** Ensenada, Mexico**SIGNING SCOUT:** Manny Batista**ACQUIRED (SIGNED):** Signed as a non-drafted free agent in 2019 (6/21/19)

YR	CLUB	AVG	G	AB	R	H	2B	3B	HR	RBI	SH	SF	HB	BB	SO	SB	CS	SLG	OBP	E
19	DSL Mets2 (R)	.500	1	4	0	2	0	0	0	1	0	0	0	1	0	1	0	.500	.600	0
	DSL Mets1 (R)	.179	29	78	10	14	3	0	0	5	0	2	4	21	33	4	2	.218	.371	10
21	FCL Mets (R)	.132	14	38	3	5	1	0	1	3	0	0	1	3	13	0	0	.237	.214	2
Minor League Totals		.175	44	120	13	21	4	0	1	9	0	2	5	25	46	5	2	.233	.336	12

VILLAVICENCIO, KEVIN INFILDER

HT: 5-10 WT: 182 B/T: R/R

BORN: 11/24/03 in Guerrero Negro, Mexico**RESIDES:** Santa Rosalía, Mexico**SIGNING SCOUT:** Fred Mazuca**ACQUIRED (SIGNED):** Signed as a non-drafted free agent in 2021 (1/15/21)

YR	CLUB	AVG	G	AB	R	H	2B	3B	HR	RBI	SH	SF	HB	BB	SO	SB	CS	SLG	OBP	E
21	DSL Mets1 (R)	.303	45	152	25	46	12	1	1	17	0	0	2	15	17	14	3	.414	.373	5

VIZCAYA, ANTHONY RIGHT-HANDED PITCHER

HT: 5-11 WT: 229 B/T: R/R

BORN: 10/24/93 in Barquisimeto, VZ**RESIDES:** Barquisimeto, VZ**SIGNING SCOUT:** Cleveland**ACQUIRED (SIGNED):** Signed as a minor league free agent in 2022 (2/9/22)

YR	CLUB	W-L	ERA	G	GS	CG	SHO	SV	IP	H	R	ER	HR	HB	BB	SO	WP	BK
2012	DSL Indians (R)	3-2	0.94	13	12	0	0	0	67.0	38	13	7	0	3	19	33	7	3
2013	AZL Indians (R)	3-1	6.88	12	3	0	0	0	35.1	52	28	27	2	4	14	33	5	0
2014	Mahoning Valley (A)	1-6	10.64	15	1	0	0	0	33.0	54	42	39	3	4	20	27	5	0
2019	Ft. Myers (A)	1-1	2.22	15	0	0	0	7	28.1	19	10	7	1	2	10	35	2	1
	Pensacola (AA)	2-2	0.78	26	2	0	0	4	46.0	32	5	4	2	2	20	48	3	0
Minor League Totals		10-12	3.61	81	18	0	0	11	209.2	195	98	84	8	15	85	176	22	4

WALKER, JOSH LEFT-HANDED PITCHER

HT: 6-6 WT: 225 B/T: L/L

MAJOR LEAGUE INVITE

WILSON, KYLE RIGHT-HANDED PITCHER

HT: 6-1 WT: 189 B/T: R/R

BORN: 9/27/96 in Canton, OH

HIGH SCHOOL: Raymore Peculiar HS (MO)

RESIDES: Raymore, MO

COLLEGE: Crowder College (MO)

SIGNING SCOUT: Nathan Beuster

ACQUIRED (SIGNED): Mets 35th-round pick in the 2017 First-Year Player Draft (7/21/17)

CAREER NOTES

2018...Named New York-Penn League Pitcher of the Week for the week of August 12th.

YR	CLUB	W-L	ERA	G	GS	CG	SHO	SV	IP	H	R	ER	HR	HB	BB	SO	WP	BK
17	GCL Mets (R)	1-1	1.50	7	2	0	0	1	18.0	13	4	3	0	0	7	19	0	0
18	Brooklyn (A)	4-4	3.86	11	11	0	0	0	53.2	49	27	23	3	4	14	59	6	0
19	GCL Mets (R)	0-0	0.00	1	0	0	0	0	3.0	2	0	0	0	0	2	3	1	0
	St. Lucie (A)	4-8	3.80	21	20	0	0	0	90.0	106	48	38	4	4	41	54	6	0
Minor League Totals		9-13	3.50	40	33	0	0	1	164.2	170	79	64	7	8	64	135	13	0

WINAKER, MATT OUTFIELDER

HT: 6-1 WT: 208 B/T: L/L

BORN: 11/29/95 in Alamo, CA

HIGH SCHOOL: San Ramon Valley (CA)

RESIDES: Alamo, CA

COLLEGE: Stanford

SIGNING SCOUT: Tyler Holmes

ACQUIRED (SIGNED): Mets fifth-round pick in the 2017 First-Year Player Draft (6/25/17)

CAREER NOTES

College...Led the Pac-12 in runs (35), home runs (8), slugging (.636) and RBI (34) in conference play and was second in total bases (75) as a junior...Earned All-Pac 12 Defensive Team honors leading the league with 516 putouts...**High School...**Also played football at San Ramon Valley HS...As a senior, he went 50-for-50 on field goals and extra points.

YR	CLUB	AVG	G	AB	R	H	2B	HR	RBI	SH	SF	HB	BB	SO	SB	CS	SLG	OBP	E
17	Brooklyn (A)	.268	21	71	10	19	1	0	3	0	0	1	15	11	2	0	.282	.402	4
18	Columbia (A)	.254	121	425	65	108	23	7	13	61	0	8	21	62	88	4	.433	.370	2
19	St. Lucie (A)	.195	86	261	31	51	9	5	2	31	4	3	14	26	62	6	.291	.299	2
21	Syracuse (AAA)	.125	5	8	2	1	1	0	0	0	0	1	4	2	0	0	.250	.462	0
	Binghamton (AA)	.260	59	181	25	47	8	2	2	14	0	9	29	47	1	1	.359	.388	1
	Brooklyn (A+)	.292	7	24	8	7	1	0	0	2	0	0	1	8	5	0	.333	.485	0
Minor League Totals		.240	299	970	141	233	43	14	17	111	4	11	47	144	215	3	.366	.362	9

WOLD, JACK-THOMAS OUTFIELDER

HT: 5-10 WT: 202 B/T: L/L

BORN: 9/16/99 in Las Vegas, NV

HIGH SCHOOL: Basic Academy of Int'l Studies (NV)

RESIDES: Boulder City, NV

COLLEGE: UNLV

SIGNING SCOUT: Brian Reid

ACQUIRED (SIGNED): Mets 12th-round pick in the 2021 First-Year Player Draft (7/21/21)

CAREER NOTES

College...Selected the Mountain West's Player of the Week on two occasions, March 25 and April 1, 2019.

YR	CLUB	AVG	G	AB	R	H	2B	3B	HR	RBI	SH	SF	HB	BB	SO	SB	CS	SLG	OBP	E
21	St. Lucie (A)	.279	25	86	12	24	4	2	2	13	0	1	0	5	17	0	0	.442	.315	1

YERA, ARIEL RIGHT-HANDED PITCHER

HT: 6-3 WT: 233 B/T: R/R

BORN: 1/20/97 in Cienfuegos, Cuba

RESIDES: Port St. Lucie, FL

SIGNING SCOUT: Kelvin Dominguez

ACQUIRED (SIGNED): Signed as a non-drafted free agent in 2019 (2/19/19)

CAREER NOTES

2015-2017...Played as a catcher for Cienfuegos of the Cuban Baseball League (CNS)...**2021...**Converted from playing catcher to pitching.

YR	CLUB	AVG	G	AB	R	H	2B	3B	HR	RBI	SH	SF	HB	BB	SO	SB	CS	SLG	OBP	E
19	Brooklyn (A)	.221	23	68	2	15	1	0	0	4	1	0	0	6	27	1	1	.235	.284	2
YR	CLUB	W-L	ERA	G	GS	CG	SHO	SV	IP	H	R	ER	HR	HB	BB	SO	WP	BK		
21	FCL Mets (R)	1-0	0.00	8	0	0	0	0	9.1	5	0	0	0	2	7	3	2	1		

YOUNG, WYATT INFIELDER**HT:** 5-7 **WT:** 185 **B/T:** L/R**BORN:** 12/5/99 in Honolulu, HI**HIGH SCHOOL:** Mid-Pacific Institute (HI)**RESIDES:** Honolulu, HI**COLLEGE:** Pepperdine**SIGNING SCOUT:** Rusty McNamara**ACQUIRED (SIGNED):** Mets 15th-round pick in the 2021 First-Year Player Draft (7/19/21)

YR	CLUB	AVG	G	AB	R	H	2B	3B	HR	RBI	SH	SF	HB	BB	SO	SB	CS	SLG	OBP	E
21	FCL Mets (R)	.370	26	92	15	34	8	1	0	13	0	0	0	9	21	4	2	.478	.426	3

YUSTIZ, RUBEN CATCHER**HT:** 6-2 **WT:** 175 **B/T:** R/R**BORN:** 1/2/04 in Barquisimeto, Venezuela**RESIDES:** Barquisimeto, Venezuela**SIGNING SCOUT:** Wilson Peralta**ACQUIRED (SIGNED):** Signed as a non-drafted free agent in 2021 (1/15/21)

YR	CLUB	AVG	G	AB	R	H	2B	3B	HR	RBI	SH	SF	HB	BB	SO	SB	CS	SLG	OBP	E
21	DSL Mets1 (R)	.200	4	5	1	1	0	0	0	0	0	0	0	4	3	0	0	.200	.556	0
	DSL Mets2 (R)	.143	27	56	7	8	3	0	1	11	0	0	1	7	24	1	0	.250	.250	2
Minor League Totals		.148	31	61	8	9	3	0	1	11	0	0	1	11	27	1	0	.246	.288	2

ZANGHI, JOE RIGHT-HANDED PITCHER**HT:** 6-3 **WT:** 220 **B/T:** R/R**BORN:** 12/1/94 in Milford, CT**RESIDES:** Milford, CT**SIGNING SCOUT:** J.P. Ricciardi**ACQUIRED (SIGNED):** Signed as a non-drafted free agent in 2015 (6/16/16)

YR	CLUB	W-L	ERA	G	GS	CG	SHO	SV	IP	H	R	ER	HR	HB	BB	SO	WP	BK
16	Brooklyn (A)	1-0	1.23	23	0	0	0	8	29	20	6	4	0	0	15	45	7	0
17	Columbia (A)	0-3	2.19	41	0	0	0	4	61.2	51	29	15	2	2	26	64	6	0
18	Las Vegas (AAA)	0-0	9.00	2	0	0	0	1	5.0	6	5	5	1	0	3	4	0	0
	St. Lucie (A)	2-0	1.15	18	0	0	0	1	31.1	24	4	4	1	1	5	23	2	0
	Binghamton (AA)	1-1	5.11	17	0	0	0	0	24.2	25	16	14	1	4	8	22	3	0
19	Binghamton (AA)	3-3	2.34	31	2	0	0	4	57.2	43	19	15	1	4	27	50	3	0
	Syracuse (AAA)	0-0	6.35	5	0	0	0	0	5.2	7	4	4	1	0	5	6	1	0
	Binghamton (AA)	1-1	8.69	15	0	0	0	0	19.2	26	20	19	5	0	9	26	3	0
Minor League Totals		8-8	3.06	152	2	0	0	18	235.0	202	103	80	12	11	98	240	25	0

ZASTRYZNY, ROB LEFT-HANDED PITCHER**MAJOR LEAGUE INVITE****ZIEGLER, CALVIN RIGHT-HANDED PITCHER****HT:** 6-0 **WT:** 214 **B/T:** R/R**BORN:** 10/3/02 in Kitchener, Ontario, Canada**HIGH SCHOOL:** TNXL Academy (FL)**RESIDES:** Heidelberg, Ontario, Canada**SIGNING SCOUT:** Jon Updike**ACQUIRED (SIGNED):** Mets second-round pick in the 2021 First-Year Player Draft (7/21/21)**CAREER NOTES**

Personal...Enters the 2022 season ranked 13th on the Mets top prospects list (MLB)...His favorite player of all time is Max Scherzer...Enjoys cooking, particularly steaks, and playing video games in his free time...He was considered by Perfect Game as the No. 88 player in the country and the top-rated player in Canada for the class of 2020...He has represented his country as a member of the Canadian Junior National Team since 2019.

ZWACK, NICK LEFT-HANDED PITCHER**HT:** 6-2 **WT:** 223 **B/T:** L/L**BORN:** 8/1/98 in Minneapolis, MN**RESIDES:** Cincinnati, OH**SIGNING SCOUT:** Jarrett England**ACQUIRED (SIGNED):** Mets 17th-round pick in the 2021 First-Year Player Draft (7/21/21)**CAREER NOTES**

College...Named Big East Pitcher of the Week (3/4/20 & 2/25/19)...Was named Big East All-Academic Team in 2019.

YR	CLUB	W-L	ERA	G	GS	CG	SHO	SV	IP	H	R	ER	HR	HB	BB	SO	WP	BK
21	FCL Mets (R)	1-0	0.00	5	0	0	0	0	7.0	6	1	0	0	0	2	13	0	0



YEAR IN REVIEW

2021 DAY-BY-DAY

DATE	OPP	W/L	Score	WP	LP	SV	Rec.	Pos./GB
4/1	@WAS			PPD - COVID-19				
4/2	OFF DAY							
4/3	@WAS			PPD - COVID-19				
4/4	@WAS			PPD - COVID-19				
4/5	@PHI	L	5-3	Brogdon (2-0)	May (0-1)	Alvarado (1)	0-1	3rd/-2.5
4/6	@PHI	W	8-4	Stroman (1-0)	Anderson (0-1)		1-1	3rd/-1.5
4/7	@PHI	L	8-2	Brogdon (3-0)	Peterson (0-1)		1-2	T2nd/-2.5
4/8	MIA	W	3-2 (wo)	Díaz (1-0)	Bass (0-2)		2-2	T2nd/-2.0
4/9	OFF DAY							
4/10	MIA	L	3-0	Rogers (1-1)	deGrom (0-1)	Garcia (1)	2-3	3rd/-1.5
4/11	MIA			Suspended until 8/31 at 1:10 PM				
4/12	PHI			PPD (4/13) - RAIN				
4/13	PHI	W	4-3 (wo-8)	May (1-1)	Neris (0-1)		3-3	T1st/--
4/13	PHI	W	4-0	Stroman (2-0)	Nola (0-1)		4-3	T1st/--
4/14	PHI	W	5-1	Peterson (1-1)	Wheeler (1-2)		5-3	1st/+1.0
4/15	PHI			PPD (6/25) - RAIN				
4/16	@COL			PPD (4/17) - SNOW				
4/17	@COL	W	4-3 (7)	deGrom (1-1)	Bard (0-1)	Díaz (1)	6-3	1st/+1.0
G2	@COL	L	7-2 (7)	Marquez (1-1)	Lucchesi (0-1)		6-4	1st/+1.0
4/18	@COL	W	2-1	Stroman (3-0)	Senzatela (1-3)	Díaz (2)	7-4	1st/+1.5
4/19	OFF DAY							
4/20	@CHC	L	3-1	Arrieta (3-1)	Walker (0-1)	Kimbrel (4)	7-5	1st/+1.5
4/21	@CHC	L	16-4	Mills (1-0)	Peterson (1-2)		7-6	1st/+0.5
4/22	@CHC	L	4-3 (wo-10)	Winkler (1-0)	Díaz (1-1)		7-7	T1st/--
4/23	WAS	W	6-0	deGrom (2-1)	Fedde (1-2)		8-7	1st/+1.0
4/24	WAS	L	7-1	Ross (2-1)	Stroman (3-1)		8-8	T1st/--
4/25	WAS	W	4-0	Walker (1-1)	Corbin (0-3)		9-8	1st/+1.0
4/26	OFF DAY							
4/27	BOS	L	2-1	Richards (1-2)	Peterson (1-3)	Barnes (5)	9-9	1st/+0.5
4/28	BOS	L	1-0	Pivetta (3-0)	deGrom (2-2)	Barnes (6)	9-10	T1st/--
4/29	OFF DAY							
4/30	@PHI	L	2-1	Anderson (1-3)	Stroman (3-2)	Coonrod (1)	9-11	T2nd/-1.0
5/1	@PHI	W	5-4	May (2-1)	Neris (1-3)	Díaz (3)	10-11	T1st/--
5/2	@PHI	W	8-7	Barnes (1-0)	Kintzler (1-1)	Familia (1)	11-11	T1st/--
5/3	@STL	L	6-5	Wainwright (1-3)	Lucchesi (0-2)	Reyes (8)	11-12	T2nd/-0.5
5/4				PPD (5/5) - RAIN				
5/5	@STL	L	4-1 (7)	Helsley (3-0)	Stroman (3-3)	Reyes (9)	11-13	2nd/-1.0
G2	@STL	W	7-2 (7)	Yamamoto (1-0)	Oviedo (0-1)		12-13	2nd/-1.0
5/6	@STL	W	4-1	Walker (2-1)	Gant (2-3)	Díaz (4)	13-13	2nd/-1.0
5/7	ARI	W	5-4 (wo-10)	Loup (1-0)	Crichton (0-1)		14-13	2nd/-1.0
5/8	ARI	W	4-2	Lucchesi (1-2)	Kelly (2-3)	May (1)	15-13	T1st/--
5/9	ARI	W	4-2	deGrom (3-2)	Smith (1-2)	Díaz (5)	16-13	1st/+1.0
5/10	OFF DAY							
5/11	BAL	W	3-2 (wo)	Familia (1-0)	Valdez (2-1)		17-13	1st/+1.0
5/12	BAL	W	7-1	Walker (3-1)	Harvey (3-3)		18-13	1st/+1.0
5/13	OFF DAY							
5/14	@TB	L	3-2 (wo)	Fairbanks (1-0)	Castro (0-1)		18-14	1st/+0.5
5/15	@TB	L	12-5	McClanahan (1-0)	Lucchesi (1-3)		18-15	1st/+0.5
5/16	@TB	L	7-1	Fleming (3-3)	Stroman (3-4)		18-16	1st/+0.5
5/17	@ATL	W	3-1	Reid-Foley (1-0)	Fried (1-2)	Díaz (6)	19-16	1st/+1.0
5/18	@ATL	W	4-3	Familia (2-0)	Smith (0-4)	Díaz (7)	20-16	1st/+1.0
5/19	@ATL	L	5-4 (wo)	Smith (1-4)	Barnes (1-1)		20-17	1st/+1.5
5/20	OFF DAY							
5/21	@MIA	W	6-5 (12)	Smith (1-0)	Cimber (0-1)	Barnes (1)	21-17	1st/+2.5
5/22	@MIA	L	3-1 (wo)	García (3-2)	Smith (1-1)		21-18	1st/+2.5
5/23	@MIA	L	5-1	Poteet (2-0)	Yamamoto (1-1)		21-19	1st/+1.5
5/24	COL	L	3-2	Gomber (3-4)	Peterson (1-4)	Estevez (2)	21-20	1st/+1.0
5/25	COL	W	3-1	Castro (1-1)	Gonzalez (2-3)	Díaz (8)	22-20	1st/+1.0
5/26				PPD (5/27) - RAIN				
5/27	COL	W	1-0 (7)	Stroman (4-4)	Marquez (3-5)	Díaz (9)	23-20	1st/+2.5
G2	COL	W	4-2 (7)	Dr. Smith (2-1)	Senzatela (1-5)	Barnes (2)	24-20	1st/+2.5
5/28				PPD (6/21) - RAIN				
5/29	ATL	W	13-2	Walker (4-1)	Anderson (4-2)		25-20	1st/+3.5
5/30	ATL			PPD (7/26) - RAIN				

2021 DAY BY DAY

5/31	@ARI	W	6-2	deGrom (4-2)	Kelly (2-6)		26-20	1st/+3.5	
6/1	@ARI	L	6-5 (wo-10)	Young (2-4)	May (2-2)		26-21	1st/+3.5	
6/2	@ARI	W	7-6	Castro (2-1)	Soria (0-1)	Díaz (10)	27-21	1st/+4.5	
6/3	@SD	L	4-3	Darvish (6-1)	Walker (4-2)	Melancon (18)	27-22	1st/+3.5	
6/4	@SD	L	2-0	Snell (2-2)	Luchessi (1-4)	Melancon (19)	27-23	1st/+3.5	
6/5	@SD	W	4-0	deGrom (5-2)	Musgrove (4-5)		28-23	1st/+3.5	
6/6	@SD	W	6-2	Stroman (5-4)	Paddack (2-5)		29-23	1st/+3.5	
6/7	OFF DAY								
6/8	@BAL	L	10-3	Zimmermann (4-3)	Peterson (1-5)		29-24	1st/+2.5	
6/9	@BAL	W	14-1	Walker (5-2)	Harvey (3-7)		30-24	1st/+3.5	
6/10	OFF DAY								
6/11	SD	W	3-2	deGrom (6-2)	Snell (2-3)	Díaz (11)	31-24	1st/+4.0	
6/12	SD	W	4-1	Stroman (6-4)	Musgrove (4-6)	Díaz (12)	32-24	1st/+4.0	
6/13	SD	L	7-3	Paddack (3-5)	Familia (2-1)		32-25	1st/+3.0	
6/14	CHC	W	5-2	Peterson (2-5)	Arrieta (5-7)	Díaz (13)	33-25	1st/+4.0	
6/15	CHC	W	3-2	Walker (6-2)	Mills (2-1)	Lugo (1)	34-25	1st/+5.0	
6/16	CHC	W	6-3	Reid-Foley (2-0)	Stock (0-1)	Díaz (14)	35-25	1st/+5.0	
6/17	CHC	L	2-0	Hendricks (9-4)	Stroman (6-5)	Kimbrel (19)	35-26	1st/+4.5	
6/18	@WAS	L	1-0 (wo)	Hand (4-2)	Díaz (1-2)		35-27	1st/+4.5	
6/19	@WAS	W	5-1 (7)	Loup (2-0)	Ross (3-7)		36-27	1st/+4.0	
G2	@WAS	L	6-2 (7)	Lester (1-2)	Gsellman (0-1)	Hand (14)	36-28	1st/+4.0	
6/20	@WAS	L	5-2	Corbin (5-5)	Walker (6-3)	Hand (15)	36-29	1st/+4.0	
6/21	ATL	W	4-2 (7)	deGrom (7-2)	Muller (0-1)	Díaz (15)	37-29	1st/+4.0	
G2	ATL	L	1-0 (7)	Anderson (5-3)	Castro (2-2)	Smith (14)	37-30	1st/+4.0	
6/22	ATL	L	3-0	Morton (7-3)	Y. Díaz (0-1)	Smith (15)	37-31	1st/+4.0	
6/23	ATL	W	7-3	Oswalt (1-0)	Wright (0-1)	Díaz (16)	38-31	1st/+4.0	
6/24	OFF DAY								
6/25	PHI	W	2-1 (wo-8)	Lugo (1-0)	Suarez (3-2)		39-31	1st/+4.0	
G2	PHI	L	2-1 (8)	Bradley (3-1)	Reid-Foley (2-1)	Neris (11)	39-32	1st/+4.0	
6/26	PHI	W	4-3 (wo)	Díaz (2-2)	Neris (1-5)		40-32	1st/+5.0	
6/27	PHI	L	4-2	Wheeler (6-4)	Stroman (6-6)	Bradley (1)	40-33	1st/+4.0	
6/28	@WAS	L	8-4	Espino (2-2)	Eickhoff (0-1)	Hand (17)	40-34	1st/+3.0	
6/29	@ATL	W	4-3	Smith (3-1)	Minter (1-3)	Díaz (17)	41-34	1st/+3.0	
6/30	@ATL	L	20-2	Fried (5-4)	Peterson (2-6)		41-35	1st/+2.0	
7/1	@ATL	L	4-3 (wo)	Smith (2-5)	Lugo (1-1)		41-36	1st/+2.0	
7/2	@NYY	PPD (7/4) - RAIN							
7/3	@NYY	W	8-3 (7)	Walker (7-3)	Montgomery (3-3)		42-36	1st/+3.5	
7/4	@NYY	W	10-5 (7)	Familia (3-1)	Chapman (5-3)		43-36	1st/+3.5	
G2	@NYY	L	4-2	Green (3-4)	Oswalt (1-1)		43-37	1st/+3.5	
7/5	MIL	W	4-2	Lugo (2-1)	Woodruff (7-4)	Díaz (18)	44-37	1st/+4.0	
7/6	PPD (7/7) - RAIN								
7/7	MIL	W	4-3 (wo-8)	Díaz (3-2)	Suter (8-4)		45-37	1st/+4.0	
G2	MIL	L	5-0 (7)	Cousins (1-0)	Stock (0-2)		45-38	1st/+4.0	
7/8	PPD (7/9) - RAIN								
7/9	PIT	W	13-4	Loup (3-0)	Brubaker (4-9)		46-38	1st/+4.5	
7/10	PIT	L	6-2	Anderson (5-8)	Stroman (6-7)		46-39		
G2	PIT	W	4-2	Familia (4-1)	Kranick (1-1)	Díaz (18)	47-39	1st/+4.0	
7/11	PIT	L	6-5	Bednar (2-1)	Díaz (3-3)	Rodriguez (12)	47-40	1st/+3.5	
7/12	ALL-STAR BREAK								
7/13	ALL-STAR BREAK								
7/14	ALL-STAR BREAK								
7/15	ALL-STAR BREAK								
7/16	@PIT	L	4-1	Kuhl (3-5)	Stroman (6-8)	Rodriguez (13)	47-41	1st/+3.0	
7/17	@PIT	L	9-7 (wo)	Holmes (3-2)	Díaz (3-4)		47-42	1st/+2.5	
7/18	@PIT	W	7-6	Familia (5-1)	Rodriguez (4-2)	May (2)	48-42	1st/+2.0	
7/19	@CIN	W	15-11 (11)	Banda (1-0)	Garcia (0-1)	May (3)	49-42	1st/+2.5	
7/20	@CIN	L	4-3	Miley (8-4)	Nogosek (0-1)	Garrett (7)	49-43	1st/+2.5	
7/21	@CIN	W	7-0	Stroman (7-8)	Hoffman (3-5)		50-43	1st/+3.5	
7/22	OFF DAY								
7/23	TOR	W	3-0	Megill (1-0)	Matz (8-5)	Díaz (20)	51-43	1st/+4.0	
7/24	TOR	L	10-3	Richards (4-0)	Walker (7-4)		51-44	1st/+4.0	
7/25	TOR	W	5-4	Lugo (3-1)	Barnes (1-2)	Díaz (21)	52-44	1st/+4.0	
7/26	ATL	L	2-0 (7)	Muller (2-3)	Stroman (7-9)	Smith (20)	52-45	1st/+3.5	
G2	ATL	W	1-0 (7)	May (3-2)	Jackson (1-2)	Díaz (22)	53-45	1st/+3.5	
7/27	ATL	L	12-5	Morton (10-3)	Eickhoff (0-2)		53-46	1st/+3.5	
7/28	ATL	W	2-1	May (4-2)	Fried (7-7)	Díaz (23)	54-46	1st/+4.0	

2021 DAY BY DAY

7/29	ATL	L	6-3	Chavez (1-2)	Walker (7-5)	Smith (21)	54-47	1st/+3.5	
7/30	CIN	L	6-2	Gray (3-6)	Castro (2-3)		54-48	1st/+3.5	
7/31	CIN	W	5-4 (wo-10)	Díaz (4-4)	Cessa (3-2)		55-48	1st/+4.0	
8/1	CIN	L	7-1	Gutiérrez (6-3)	Stroman (7-10)		55-49	1st/+3.5	
8/2	@MIA	L	6-3	Luzardo (3-4)	Megill (1-1)	Floro (3)	55-50	1st/+2.5	
8/3	@MIA	L	5-4	Neidert (1-1)	Walker (7-6)	Floro (4)	55-51	1st/+1.5	
8/4	@MIA	W	5-3	Castro (3-3)	Bass (1-7)	May (4)	56-51	1st/+1.5	
8/5	@MIA	L	4-2	Detwiler (2-1)	Familia (5-2)	Bender (2)	56-52	1st/+0.5	
8/6	@PHI	L	4-2	Gibson (8-3)	Stroman (7-11)	Kennedy (17)	56-53	2nd/-0.5	
8/7	@PHI	L	5-3	Hammer (1-0)	Megill (1-2)	Kennedy (18)	56-54	2nd/-1.5	
8/8	@PHI	L	3-0	Wheeler (10-6)	Walker (7-7)		56-55	3rd/-2.5	
8/9	OFF DAY								
8/10	WAS	W	8-7	May (5-2)	Thompson (0-1)	Díaz (24)	57-55	3rd/-1.5	
8/11	WAS PPD (8/12) - RAIN								
8/12	WAS	W	4-1 (7)	Stroman (8-11)	Nolin (0-1)	Díaz (25)	58-55	2nd/-0.5	
G2	WAS	W	5-4 (wo-7)	Familia (6-2)	Finnegan (4-4)		59-55	2nd/-0.5	
8/13	LAD	L	6-5 (10)	Jansen (2-4)	Familia (6-3)		59-56	3rd/-0.5	
8/14	LAD	L	2-1 (10)	Bickford (2-1)	Díaz (0-2)	Knebel (3)	59-57	3rd/-1.5	
8/15	LAD	L	14-4	Scherzer (10-4)	Carrasco (0-1)		59-58	3rd/-2.5	
8/16	@SF	L	7-5	Gausman (12-5)	Castro (3-4)	McGee (26)	59-59	3rd/-3.5	
8/17	@SF	L	3-2	Webb (7-3)	Stroman (8-12)	Leone (1)	59-60	3rd/-4.5	
8/18	@SF	W	6-2 (12)	Familia (7-3)	Chatwood (1-3)		60-60	3rd/-4.5	
8/19	@LAD	L	4-1	Phillips (1-0)	Walker (7-8)	Treinen (4)	60-61	3rd/-5.0	
8/20	@LAD	L	3-2	Buehler (13-2)	Carrasco (0-2)	Jansen (26)	60-62	3rd/-6.0	
8/21	@LAD	L	4-3	Scherzer (11-4)	Hill (6-5)	Jansen (27)	60-63	3rd/-7.0	
8/22	@LAD	W	7-2	Stroman (9-12)	Price (4-2)		61-63	3rd/-7.0	
8/23	OFF DAY								
8/24	SF	L	8-0	Long (2-1)	Megill (1-3)		61-64	3rd/-6.5	
8/25	SF	L	3-2	Watson (5-3)	Walker (7-9)	McGee (29)	61-65	3rd/-7.0	
8/26	SF	L	3-2	Garcia (5-3)	Lugo (3-2)	Rogers (12)	61-66	3rd/-7.5	
8/27	WAS	L	2-1	Espino (4-4)	Hill (6-6)	Finnegan (6)	61-67	3rd/-8.5	
8/28	WAS	W	5-3	May (6-2)	Harper (0-1)	Díaz (26)	62-67	3rd/-7.5	
8/29	WAS	W	9-4	Megill (2-3)	Fedde (6-9)		63-67	3rd/-7.5	
8/30	OFF DAY								
8/31	MIA	W	6-5 (wo)	Familia (8-3)	Floro (5-5)		64-67	3rd/-5.5	
(Resumption of 4/11)	W		3-1	Loup (4-0)	Cabrera (0-1)	Díaz (27)	65-67	3rd/-5.5	
9/1	PPD (9/28) - RAIN								
9/2	MIA	W	4-3	Familia (9-3)	Alcantara (8-13)	Díaz (28)	66-67	3rd/-5.0	
9/3	@WAS	W	6-2 (10)	Díaz (5-4)	Voth (3-1)		67-67	3rd/-4.0	
9/4	@WAS	W	11-9 (9)	May (7-2)	Finnegan (4-6)	Hembree (9)	68-67	3rd/-3.5	
G2	L		4-3 (7)	Rogers (1-0)	Megill (2-4)	Finnegan (7)	68-68	3rd/-3.5	
9/5	@WAS	W	13-6	Loup (5-0)	Machado (1-2)		69-68	3rd/-3.5	
9/6	@WAS	L	4-3 (wo)	Finnegan (5-6)	Díaz (5-5)		69-69	3rd/-4.0	
9/7	@MIA	W	9-4	Carrasco (1-2)	Campbell (1-3)		70-69	3rd/-4.0	
9/8	@MIA	L	2-1 (wo)	Bender (3-2)	Díaz (5-6)		70-70	3rd/-4.0	
9/9	@MIA	L	3-2	Bleier (3-2)	Familia (9-4)	Floro (9)	70-71	3rd/-5.0	
9/10	NYY	W	10-3	Megill (3-4)	Montgomery (5-6)		71-71	3rd/-5.0	
9/11	NYY	L	8-7	Holmes (7-3)	May (7-3)	Chapman (26)	71-72	3rd/-5.0	
9/12	NYY	W	7-6	Lugo (4-2)	Green (7-7)	Díaz (29)	72-72	3rd/-5.0	
9/13	STL	L	7-0	Wainwright (16-7)	Hill (6-7)		72-73	3rd/-5.5	
9/14	STL	L	7-6 (11)	Reyes (8-8)	Reed (0-1)	Kim (1)	72-74	3rd/-5.5	
9/15	STL	L	11-4	Lester (6-6)	Megill (3-5)		72-75	3rd/-5.5	
9/16	OFF DAY								
9/17	PHI	L	4-3	Wheeler (14-9)	Walker (7-10)	Kennedy (23)	72-76	3rd/-5.5	
9/18	PHI	L	5-3	Nola (8-8)	Carrasco (1-3)	Kennedy (24)	72-77	3rd/-5.5	
9/19	PHI	W	3-2	Loup (6-0)	Gibson (10-8)	Díaz (30)	73-77	3rd/-5.5	
9/20	OFF DAY								
9/21	@BOS	L	6-3	Braiser (1-1)	Stroman (9-13)		73-78	3rd/-7.0	
9/22	@BOS	L	12-5	Sale (5-0)	Walker (7-11)		73-79	3rd/-7.5	
9/23	OFF DAY								
9/24	@MIL	L	5-1	Lauer (7-5)	Megill (3-6)		73-80	3rd/-8.0	
9/25	@MIL	L	2-1	Burnes (11-4)	Hill (6-8)	Hader (34)	73-81	3rd/-9.0	
9/26	@MIL	L	8-4	Peralta (10-5)	Carrasco (1-4)		73-82	3rd/-10.0	
9/27	OFF DAY								
9/28	MIA	W	5-2 (7)	Stroman (10-13)	Thompson (2-7)	Díaz (31)	74-82	3rd/-9.5	
G2	MIA	W	2-1 (wo-9)	Hand (6-7)	Bass (3-9)		75-82	3rd/-9.5	

2021 DAY BY DAY

9/29	MIA	L	3-2	Okert (3-1)	Lugo (4-3)	Floro (13)	75-83	3rd/-10.5
9/30	MIA	W	12-3	Hill (7-8)	Guenther (0-1)		76-83	3rd/-10.5
10/1	@ATL	W	4-3	Megill (4-6)	Ynoa (4-6)	Díaz (32)	77-83	3rd/-9.5
10/2	@ATL	L	6-5	Smyly (11-4)	Carrasco (1-5)	Webb (1)	77-84	3rd/-10.5
10/3	@ATL	L	5-0	Strider (1-0)	Syndergaard (0-1)		77-85	3rd/-11.2

RECORD BY MONTH			
Month	Home	Road	Total
April	7-4	3-7	10-11
May	9-1	8-8	17-9
June	9-6	6-9	15-15
July	9-8	5-5	14-13
August	6-8	3-11	9-19
September	7-7	4-9	11-16
October	0-0	1-2	1-2
Totals	47-34	30-51	77-85

RECORD BY DAY			
Day	Home	Road	Total
Sunday	7-5	7-7	14-12
Monday	4-4	3-6	7-10
Tuesday	9-5	4-7	13-12
Wednesday	6-5	6-7	12-12
Thursday	7-3	1-6	8-9
Friday	7-5	3-8	10-13
Saturday	7-7	6-10	13-17
Totals	47-34	30-51	77-85

APRIL TOTALS: 10-11	Team ERA: 3.01	Team Batting: .236
MAY TOTALS: 17-9	Team ERA: 3.18	Team Batting: .230
JUNE TOTALS: 15-15	Team ERA: 3.71	Team Batting: .222
JULY TOTALS: 14-13	Team ERA: 4.43	Team Batting: .265
FIRST HALF TOTALS: 48-40	Team ERA: 3.45	Team Batting: .232
AUGUST TOTALS: 9-19	Team ERA: 4.20	Team Batting: .231
SEPTEMBER TOTALS: 11-16	Team ERA: 4.48	Team Batting: .249
OCTOBER TOTALS: 1-2	Team ERA: 5.04	Team Batting: .224
SECOND HALF TOTALS: 29-45	Team ERA: 4.41	Team Batting: .246

2021-22 CHRONOLOGY

MARCH 28 - Released **LHP MIKE MONTGOMERY**...Optioned **LHP STEPHEN TARPLEY** to Syracuse.

MARCH 30 - Re-signed **RHP TOMMY HUNTER** to a minor league contract.

APRIL 1 - Placed **RHP CARLOS CARRASCO** on the 10-Day Injured List, retroactive to March 29, with a grade 1 right hamstring strain...Placed **RHP SETH LUGO** on the 10-Day Injured List, retroactive to March 29, while he recovers from right elbow surgery...Placed **INF JOSÉ MARTÍNEZ** on the 60-Day Injured List, with a torn meniscus in his left knee...Placed **RHP DREW SMITH** on the 10-Day Injured List, retroactive to March 29, with right shoulder soreness.

APRIL 8 - Placed **RHP DELLIN BETANCES** on the 10-Day Injured List with a right shoulder impingement...Selected the contract of **RHP TREVOR HILDENBERGER**.

APRIL 10 - Placed **INF J.D. DAVIS** on the 10-Day Injured List, retroactive to April 7, with left hand contusion...Selected the contract of **INF JOSÉ PERAZA**...Designated **RHP FRANKLYN KILOME** for assignment

APRIL 13 - Recalled **LHP STEPHEN TARPLEY** as the team's 27th man.

APRIL 14 - Optioned **LHP STEPHEN TARPLEY** to alternate site.

APRIL 15 - Signed **OF MASON WILLIAMS** to a minor league contract.

APRIL 16 - **RHP FRANKLYN KILOME** cleared waivers and was outrighted to the alternate site.

APRIL 17 - Activated **INF J.D. DAVIS** from the 10-Day Injured List...Optioned **INF JOSÉ PERAZA** to the alternate site...Recalled **LHP STEPHEN TARPLEY** as the team's 27th man.

APRIL 18 - Optioned **LHP STEPHEN TARPLEY** to the alternate site.

APRIL 22 - Recalled **RHP SEAN REID-FOLEY** from the alternate site...Optioned **RHP TREVOR HILDENBERGER** to the alternate site.

APRIL 23 - Recalled **LHP STEPHEN TARPLEY** from the alternate site...Optioned **LHP JOEY LUCCHESI** to the alternate site.

APRIL 24 - Transferred **RHP DELLIN BETANCES** to the 60-Day Injured List.

APRIL 25 - Reinstated **RHP DREW SMITH** from the 10-Day Injured List and optioned to the alternate site...Optioned **LHP STEPHEN TARPLEY** to the alternate site.

APRIL 27 - Recalled **INF JOSÉ PERAZA** from the alternate site.

APRIL 28 - Claimed **C DEIVY GRULLÓN** off waivers from Tampa Bay and optioned him to the alternate site.

APRIL 29 - Optioned **INF JOSÉ PERAZA** to the alternate site.

APRIL 30 - Placed **INF LUIS GUILLORME** on the 10-Day Injured List...Recalled **INF JOSÉ PERAZA** from the alternate site...Recalled **LHP DANIEL ZAMORA** from the team's alternate site.

MAY 3 - Recalled **LHP JOEY LUCCHESI** and **RHP TRAVIS HILDENBERGER** from the alternate site...Placed **INF J.D. DAVIS** on the 10-Day IL with a left hand sprain...Optioned **LHP DANIEL ZAMORA** to the alternate site.

MAY 4 - Recalled **RHP JORDAN YAMAMOTO** from the alternate site...**RHP SEAN REID-FOLEY** has been optioned to Triple-A Syracuse.

MAY 5 - Placed **OF BRANDON NIMMO** on the 10-Day Injured List with a left index finger bone bruise, retroactive to May 3...Recalled **C PATRICK MAZEIKA** from the alternate site...Recalled **RHP SEAN REID-FOLEY** as the team's 27th man.

MAY 6 - Selected **RHP TOMMY HUNTER** from Triple-A Syracuse...Returned **RHP SEAN REID-FOLEY** to Triple-A Syracuse...Transferred **RHP CARLOS CARRASCO** to the 60-Day Injured List...Optioned **RHP JORDAN YAMAMOTO** to Triple-A Syracuse.

MAY 9 - Recalled **RHP DREW SMITH** from Triple A-Syracuse...Optioned **RHP TREVOR HILDENBERGER** to Triple-A Syracuse.

MAY 11 - Placed **RHP JACOB deGROM** on the 10-Day Injured List, retroactive to May 10, with right side tightness.

MAY 12 - Placed **OF ALBERT ALMORA JR.** on the 10-Day Injured List with a left shoulder contusion...Recalled **OF KHALIL LEE** from Triple-A Syracuse.

MAY 14 - Optioned **OF KHALIL LEE** to Triple-A Syracuse...Selected **INF JAKE HAGER** from Triple-A Syracuse...Designated **RHP TREVOR HILDENBERGER** for assignment.

MAY 17 - Placed **OF MICHAEL CONFORTO** on the 10-Day Injured List with a right hamstring strain...Placed **INF JEFF MCNEIL** on the 10-Day Injured List with a left hamstring strain...Recalled **OF KHALIL LEE** from Triple-A Syracuse...Selected **OF JOHNESHWY FARGAS** from Triple-A Syracuse...Transferred **RHP SETH LUGO** to the 60-Day IL.

MAY 18 - Placed **OF KEVIN PILLAR** on the 10-Day Injured List with multiple facial fractures...Acquired **OF CAMERON MAYBIN** from Chicago for cash...Selected **INF WILFREDO TOVAR** from Triple-A Syracuse...Designated **C DEIVY GRULLÓN** for assignment...Announced **RHP TREVOR HILDENBERGER** was claimed off waivers by San Francisco.

MAY 19 - Placed **RHP TAIJUAN WALKER** on the 10-Day IL, retroactive to May 18, with left side tightness...Selected **OF CAMERON MAYBIN** from Triple-A Syracuse...Placed **RHP SAM MCWILLIAMS** and **LHP STEPHEN TARPLEY** on the IL.

MAY 21 - Placed **INF PETE ALONSO** on the 10-Day IL, retroactive to May 19, with a right hand sprain...Placed **RHP TOMMY HUNTER** on the 10-Day IL, retroactive to May 19, with lower back pain...Recalled **RHP YENNSY DÍAZ** from Triple-A Syracuse...Selected **INF BRANDON DRURY** from Triple-A Syracuse...Reinstated **RHP SAM MCWILLIAMS**

from the Minor League IL...**LHP DANIEL ZAMORA** was designated for assignment.

MAY 22 - Recalled **RHP JORDAN YAMAMOTO** from Triple-A Syracuse...Reinstated **LHP STEPHEN TARPLEY** from the Minor League IL...Designated **INF JAKE HAGER** for assignment...**C DEIVY GRULLÓN** was claimed by the Tampa Bay Rays...**LHP DANIEL ZAMORA** was claimed by the Seattle Mariners.

MAY 24 - Reinstated **RHP JACOB deGROM** from the 10-Day IL...Placed **RHP JORDAN YAMAMOTO** on the 10-Day IL, retroactive to May 24, with right shoulder soreness...**INF JAKE HAGER** was claimed by the Milwaukee Brewers.

MAY 25 - Acquired **OF BILLY MCKINNEY** from the Milwaukee Brewers in exchange for **LHP PEDRO QUINTANA**...**RHP JORDAN YAMAMOTO** has been transferred to the 60-Day IL.

MAY 26 - Placed **OF JOHNESHWY FARGAS** on the 10-Day IL, retroactive to May 25, with a left AC joint sprain.

MAY 27 - Recalled **LHP THOMAS SZAPUCKI** from Triple-A Syracuse.

MAY 28 - Optioned **LHP THOMAS SZAPUCKI** to Triple-A Syracuse.

MAY 29 - Reinstated **RHP TAIJUAN WALKER** from the 10-Day IL...Optioned **RHP YENNSY DÍAZ** to Triple-A Syracuse.

MAY 30 - Optioned **OF KHALIL LEE** to Triple-A Syracuse...Optioned **C PATRICK MAZEIKA** to Triple-A Syracuse...Optioned **RHP SEAN REID-FOLEY** to Triple-A Syracuse.

MAY 31 - Reinstated **INF PETE ALONSO** from the 10-Day IL...Reinstated **OF KEVIN PILLAR** from the 10-Day IL...Reinstated **RHP SETH LUGO** from the 60-Day IL...Selected **OF MASON WILLIAMS** from Triple-A Syracuse...Designated **OF CAMERON MAYBIN** and **RHP SAM MCWILLIAMS** for assignment.

JUNE 1 - Claimed and activated **INF TRAVIS BLANKENHORN** from Seattle...Designated **INF WILFREDO TOVAR** for assignment.

JUNE 3 - Outrighted **OF CAMERON MAYBIN** and **INF WILFREDO TOVAR** to Triple-A Syracuse.

JUNE 4 - Traded **OF FREDDY VALDEZ** to Boston as a player to be named later.

JUNE 5 - Announced **RHP SAM MACWILLIAMS** was claimed by San Diego.

JUNE 6 - Traded minor league **C BRUCE MAXWELL** to San Francisco for cash considerations.

JUNE 8 - Signed **OF CESAR PUELLO** to a minor league contract.

JUNE 11 - Claimed **RHP NICK TROPEANO** off waivers from San Francisco...Optioned him to Syracuse...Transferred **RHP TOMMY HUNTER** to the 60-Day IL...Reinstated **INF LUIS GUILLORME** from the 10-Day IL...Optioned **INF TRAVIS BLANKENHORN** to Triple-A Syracuse.

JUNE 14 - Recalled **RHP SEAN REID-FOLEY** from Triple-A Syracuse...Designated **RHP JACOB BARNES** for assignment.

JUNE 19 - Placed **LHP JOEY LUCCHESI** on the 10-Day Injured List with left elbow inflammation...Recalled **OF ALBERT ALMORA JR.** from his rehab assignment and activated him from the 10-Day Injured List...Acquired minor league **RHP TROY MILLER** from Toronto in exchange for **RHP JACOB BARNES**...Named **RHP YENNSY DÍAZ** as the team's 27th man.

JUNE 20 - Selected **RHP JERAD EICKOFF** from Triple-A Syracuse...Designated **OF MASON WILLIAMS** for assignment...Optioned **RHP YENNSY DÍAZ** to Triple-A Syracuse.

JUNE 21 - Placed **RHP JEURYS FAMILIA** on the 10-Day IL with a right hip impingement...Recalled **RHP YENNSY DÍAZ** from Triple-A Syracuse...Reinstated **INF JEFF MCNEIL** from the 10-Day IL...Named **LHP STEPHEN TARPLEY** as the team's 27th man...Placed **RHP ROBERT GSELLMAN** on the 10-Day IL, retroactive to June 20, with a right lat strain.

JUNE 22 - Recalled **C PATRICK MAZEIKA** from Triple-A Syracuse...Claimed **RHP ROBERT STOCK** off waivers from Chicago-NL...Optioned him, **INF BRANDON DRURY** and **LHP STEPHEN TARPLEY** to Triple-A Syracuse.

JUNE 23 - Selected **RHP TYLOR MEGILL** and **RHP COREY OSWALT** from Triple-A Syracuse...Reinstated **OF MICHAEL CONFORTO** from the 10-Day IL...Placed **C TOMÁS NIDO** on the 10-Day IL, retroactive to June 22...Optioned **RHP YENNSY DÍAZ** and **RHP SEAN REID-FOLEY** to Triple-A Syracuse...Transferred **LHP JOEY LUCCHESI** and **RHP ROBERT GSELLMAN** to the 60-Day IL.

JUNE 24 - Sent **OF MASON WILLIAMS** outright to Triple-A Syracuse.

JUNE 25 - Recalled **RHP SEAN REID-FOLEY** from Triple-A Syracuse to serve as the team's 27th man... Placed **INF J.D. DAVIS** on the 60-Day IL...Placed **INF JONATHAN VILLAR** on the 10-Day IL...Recalled **INF TRAVIS BLANKENHORN** from Triple-A Syracuse...Claimed **C CHANCE SISCO** off waivers from Baltimore.

JUNE 26 - Optioned **RHP SEAN REID-FOLEY** to Triple-A Syracuse.

JUNE 28 - Placed **RHP MARCUS STROMAN** on the Bereavement List...Recalled **RHP SEAN REID-FOLEY** from Triple-A Syracuse.

JUNE 29 - Recalled **LHP THOMAS SZAPUCKI** from Triple-A Syracuse...**RHP JERAD EICKOFF** was designated for assignment.

JULY 2 - Placed **LHP DAVID PETERSON** on the 10-Day IL, retroactive to July 1, with right side soreness...Reinstated **RHP MARCUS STROMAN** from the Bereavement List...Reinstated **RHP JEURYS FAMILIA** from the 10-Day IL...Reinstated **C TOMÁS NIDO** from the 10-Day IL...Reinstated **OF BRANDON NIMMO** from the 10-Day IL...Optioned **C PATRICK MAZEIKA** to Triple-A Syracuse...Optioned **INF TRAVIS BLANKENHORN** to Triple-A Syracuse...Optioned **LHP THOMAS SZAPUCKI** to Triple-A Syracuse...Traded **INF WILL TOFFEY** to San Francisco for **LHP**

ANTHONY BANDA.

JULY 4 - Recalled **RHP NICK TROPEANO** from Triple-A Syracuse to serve as the team's 27th man...Placed **RHP SEAN REID-FOLEY** on the 10-Day IL with right elbow inflammation...Reinstated **INF JONATHAN VILLAR** from the 10-Day IL... Recalled **RHP YENNSY DÍAZ** from Triple-A Syracuse...Optioned **OF ALBERT ALMORA JR.** to Triple-A Syracuse.

JULY 5 - Optioned **RHP NICK TROPEANO** to Syracuse Mets.

JULY 6 - Placed **RHP COREY OSWALT** on the 10-Day IL, retroactive to July 5, with right knee inflammation....Recalled **RHP ROBERT STOCK** from Triple-A Syracuse.

JULY 7 - Recalled **RHP NICK TROPEANO** from Triple-A Syracuse to serve as the team's 27th man...Optioned **RHP ROBERT STOCK** to Triple-A Syracuse.

JULY 9 - Claimed **RHP GEOFF HARTLIEB** off of waivers from Pittsburgh and optioned him to Triple-A Syracuse.

JULY 10 - Recalled **RHP GEOFF HARTLIEB** to serve as the team's 27th man.

JULY 11 - Selected **RHP JERAD EICKHOFF** from Triple-A Syracuse...Optioned **RHP NICK TROPEANO** and **RHP GEOFF HARTLIEB** to Triple-A Syracuse...Designated **LHP STEPHEN TARPLEY** for assignment.

JULY 16 - Reinstated **INF J.D. DAVIS** from the 60-Day IL...Designated **OF BILLY MCKINNEY** for assignment.

JULY 17 - Placed **INF FRANCISCO LINDOR** on the 10-Day IL with a right oblique strain...Recalled **INF TRAVIS BLANKENHORN** from Triple-A Syracuse...Released **LHP STEPHEN TARPLEY**.

JULY 18 - Placed **RHP JACOB deGROM** on the 10-Day IL, retroactive to July 15, with right forearm tightness.

JULY 19 - Selected **RHP STEPHEN NOGOSEK** and **LHP ANTHONY BANDA** from Triple-A Syracuse...Transferred **RHP COREY OSWALT** to the 60-Day IL with right knee inflammation...Optioned **INF TRAVIS BLANKENHORN** to Triple-A Syracuse...Designated **OF JOHNESHWY FARGAS** for assignment.

JULY 20 - Placed **INF JOSÉ PERAZA** on the 10-Day IL with a right finger fracture...Recalled **RHP GEOFF HARTLIEB** from Triple-A Syracuse...Designated **RHP JERAD EICKHOFF** for assignment...Recalled **RHP ROBERT STOCK** from Triple-A Syracuse.

JULY 21 - Recalled **INF TRAVIS BLANKENHORN** from Triple-A Syracuse...Optioned **RHP GEOFF HARTLIEB** to Triple-A Syracuse...Placed **RHP ROBERT STOCK** on the 10-Day IL with a right hamstring strain...Claimed **RHP ROEL RAMIREZ** off waivers from St. Louis and optioned him to Triple-A Syracuse...Traded **OF BILLY MCKINNEY** to Los Angeles-NL for **OF CARLOS RINCON**...Recalled **RHP NICK TROPEANO** from Triple-A Syracuse.

JULY 23 - Acquired **LHP RICH HILL** from Tampa Bay in exchange for **RHP TOMMY HUNTER** and minor league **C MATT DYER**...Placed **RHP ROBERT STOCK** on the 60-Day Injured List with a right hamstring strain.

JULY 24 - Added **LHP RICH HILL** to the active roster...Recalled **INF BRANDON DRURY** from Triple-A Syracuse...Placed **LHP DAVID PETERSON** on the 60-Day Injured List with right shoulder soreness...Optioned **RHP NICK TROPEANO** to Triple-A Syracuse...Placed **RHP STEPHEN NOGOSEK** on the 10-Day IL, retroactive to July 21, with right shoulder inflammation...**RHP JERAD EICKHOFF** elected free agency.

JULY 25 - Signed **RHP JERAD EICKHOFF** to a minor league contract.

JULY 26 - Recalled **RHP NICK TROPEANO** from Triple-A Syracuse to serve as the team's 27th man.

JULY 27 - Selected the contract of **RHP JERAD EICKHOFF** from Triple-A Syracuse...Optioned **INF TRAVIS BLANKENHORN** to Triple-A Syracuse...Designated **RHP ROEL RAMIREZ** for assignment...Optioned **RHP NICK TROPEANO** to Triple-A Syracuse.

JULY 28 - Designated **RHP JERAD EICKHOFF** for assignment...Selected **RHP AKEEM BOSTICK** from Triple-A Syracuse.

JULY 30 - Designated **RHP NICK TROPEANO** and **RHP AKEEM BOSTICK** for assignment...Acquired **INF JAVIER BÁEZ** and **RHP TREVOR WILLIAMS** from Chicago-NL for **OF PETE CROW-ARMSTRONG**...Activated **RHP CARLOS CARRASCO** from the 60-Day Injured List...Assigned **RHP ROEL RAMIREZ** and **RHP JERAD EICKHOFF** outright to Triple-A Syracuse...Placed **RHP SEAN REID-FOLEY** on the 60-Day IL with right elbow inflammation.

JULY 31 - Activated **INF JAVIER BÁEZ**...Optioned **RHP TREVOR WILLIAMS** to Triple-A Syracuse...Designated **LHP ANTHONY BANDA** for assignment...Assigned **RHP AKEEM BOSTICK** outright to Triple-A Syracuse.

AUGUST 1 - Placed **INF LUIS GUILLORME** on the 10-Day Injured List with a left hamstring strain...Recalled **RHP GEOFF HARTLIEB** from Triple-A Syracuse.

AUGUST 2 - Placed **RHP MIGUEL CASTRO** on the 10-Day Injured List...Recalled **OF ALBERT ALMORA JR.** from Triple-A Syracuse...Claimed **RHP JAKE REED** off waivers from Tampa Bay and optioned him to Triple-A Syracuse.

AUGUST 3 - Activated **RHP MIGUEL CASTRO** from the 10-Day Injured List...Optioned **RHP GEOFF HARTLIEB** to Triple-A Syracuse.

AUGUST 4 - Placed **RHP EDWIN DÍAZ** on the Paternity List...Recalled **RHP JAKE REED** from Triple-A Syracuse.

AUGUST 6 - Activated **RHP EDWIN DÍAZ** from the Paternity List...Optioned **RHP JAKE REED** to Triple-A Syracuse.

AUGUST 11 - Recalled **RHP GEOFF HARTLIEB** from Triple-A Syracuse

AUGUST 12 - Recalled **RHP TREVOR WILLIAMS** from Triple-A Syracuse to serve as the team's 27th man...Optioned **RHP GEOFF HARTLIEB** to Triple-A Syracuse.

AUGUST 13 - Returned **RHP TREVOR WILLIAMS** to Triple-A Syracuse...Placed **INF JAVIER BÁEZ** on the 10-Day IL, retroactive to August 12, with back spasms...Recalled **INF TRAVIS BLANKENHORN** from Triple-A Syracuse.

AUGUST 14 - Placed **RHP DREW SMITH** on the 10-Day Injured List with right shoulder inflammation...Optioned **OF ALBERT ALMORA JR.** to Triple-A Syracuse...Recalled **RHP JAKE REED** and **RHP GEOFF HARTLIEB** from Triple-A Syracuse.

AUGUST 16 - Recalled **RHP TREVOR WILLIAMS** from Triple-A Syracuse...Recalled **C PATRICK MAZEIKA** from Triple-A Syracuse...Optioned **RHP GEOFF HARTLIEB** to Triple-A Syracuse...Placed **C TOMÁS NIDO** on the 10-Day Injured List with a left thumb sprain.

AUGUST 18 - Recalled **C CHANCE SISCO** from Triple-A Syracuse...Optioned **RHP YENNSY DÍAZ** to Triple-A Syracuse.

AUGUST 20 - Claimed **RHP HEATH HEMBREE** off of waivers from Cincinnati...Transferred **RHP JACOB deGROM** to the 60-Day Injured List...Placed **RHP JAKE REED** on the 10-Day Injured List with right forearm inflammation...Placed **C JAMES MCCANN** on the 10-Day Injured List with lower back spasms...Recalled **RHP YENNSY DÍAZ** and **RHP GEOFF HARTLIEB** from Triple-A Syracuse.

AUGUST 22 - Reinstated **INF JAVIER BÁEZ** from the 10-Day IL...Optioned **RHP GEOFF HARTLIEB** to Triple-A Syracuse...Optioned **RHP YENNSY DÍAZ** to Triple-A Syracuse.

AUGUST 23 - Activated **RHP HEATH HEMBREE**...Reinstated **INF FRANCISCO LINDOR** from the 10-Day IL...Optioned **INF TRAVIS BLANKENHORN** to Triple-A Syracuse.

AUGUST 27 - Activated **C TOMÁS NIDO** from the 10-Day Injured List...Optioned **C CHANCE SISCO** to Triple-A Syracuse.

AUGUST 31 - Placed **C TOMÁS NIDO** on the 10-Day Injured List, retroactive to August 28, with a left thumb sprain...Recalled **C CHANCE SISCO** from Triple-A Syracuse...Recalled **RHP YENNSY DÍAZ** from Triple-A Syracuse...Optioned **INF BRANDON DRURY** to Triple-A Syracuse...Reinstated **INF LUIS GUILLORME** from the 10-Day IL.

SEPTEMBER 1 - Recalled **OF ALBERT ALMORA JR.** and **OF KHALIL LEE** from Triple-A Syracuse...Optioned **RHP YENNSY DÍAZ** to Triple-A Syracuse.

SEPTEMBER 2 - Claimed **LHP BRAD HAND** off waivers from Toronto...Designated **RHP GEOFF HARTLIEB** for assignment...Recalled **RHP YENNSY DÍAZ** from Triple-A Syracuse...Optioned **OF KHALIL LEE** to Triple-A Syracuse.

SEPTEMBER 3 - Activated **LHP BRAD HAND**...Placed **INF/OF DOMINIC SMITH** on the Bereavement List.

SEPTEMBER 4 - Reinstated **C JAMES MCCANN** from the 10-Day IL...Added him as the team's 27th man...Placed **OF BRANDON NIMMO** on the 10-Day Injured List with a right hamstring strain...Recalled **INF TRAVIS BLANKENHORN** from Triple-A Syracuse.

SEPTEMBER 5 - Optioned **INF TRAVIS BLANKENHORN** to Triple-A Syracuse.

SEPTEMBER 6 - Reinstated **INF/OF DOMINIC SMITH** from the Bereavement List...Optioned **C CHANCE SISCO** to Triple-A Syracuse...Reinstated **RHP STEPHEN NOGOSEK** and optioned him to Triple-A Syracuse.

SEPTEMBER 14 - Reinstated **C TOMÁS NIDO** from the 10-Day IL...Optioned **C PATRICK MAZEIKA** to Triple-A Syracuse...Reinstated **RHP JAKE REED** from the 10-Day IL...Optioned **RHP YENNSY DÍAZ** to Triple-A Syracuse.

SEPTEMBER 15 - Reinstated **INF JOSÉ PERAZA** from the 10-Day IL...Optioned **OF ALBERT ALMORA JR.** to Triple-A Syracuse.

SEPTEMBER 17 - Reinstated **OF BRANDON NIMMO** from the 10-Day IL...Optioned **RHP JAKE REED** to Triple-A Syracuse...Reinstated **RHP JORDAN YAMAMOTO** from the 60-Day IL and optioned him to Triple-A Syracuse...Recalled **LHP THOMAS SZAPUCKI** from Triple-A Syracuse and placed him on the 60-Day IL with ulnar nerve transposition surgery.

SEPTEMBER 26 - Placed **INF J.D. DAVIS** on the 10-Day IL with a left hand sprain...Reinstated **RHP SEAN REID-FOLEY** from the 60-Day IL...Designated **OF ALBERT ALMORA JR.** for assignment.

SEPTEMBER 28 - Reinstated **RHP NOAH SYNDERGAARD** from the 60-Day IL...Designated **C CHANCE SISCO** for assignment.

SEPTEMBER 29 - Optioned **RHP SEAN REID-FOLEY** to Triple-A Syracuse...Placed **C TOMÁS NIDO** on the 10-Day Injured List with a left thumb sprain...Recalled **C PATRICK MAZEIKA** from Triple-A Syracuse.

OCTOBER 2 - Reinstated **RHP ROBERT GSELLMAN** from the 60-Day Injured List...Optioned **RHP TYLOR MEGILL** to Triple-A Syracuse...Recalled **INF BRANDON DRURY** from Triple-A Syracuse and designated him for assignment.

OCTOBER 3 - Outrighted **OF ALBERT ALMORA JR.** to Triple-A Syracuse.

OCTOBER 5 - Recalled **RHP SEAN REID-FOLEY**, **RHP JAKE REED**, **RHP JORDAN YAMAMOTO**, **RHP STEPHEN NOGOSEK**, **RHP YENNSY DÍAZ**, **RHP TYLOR MEGILL**, **INF TRAVIS BLANKENHORN**, **OF MARK PAYTON** and **OF KHALIL LEE** from Triple-A Syracuse...Activated **INF J.D. DAVIS**, **RHP DREW SMITH** and **C TOMÁS NIDO** from the 10-Day Injured List...Outrighted **C CHANCE SISCO** to Triple-A Syracuse.

OCTOBER 6 - Outrighted **INF BRANDON DRURY** to Triple-A Syracuse.

OCTOBER 29 - Outrighted **RHP ROBERT STOCK** and **RHP COREY OSWALT** to Triple-A Syracuse...**INF JOSÉ PERAZA** and **OF JOSÉ MARTINEZ** elected free agency.

NOVEMBER 3 - INF **JAVIER BÁEZ**, INF **JONATHAN VILLAR**, OF **MICHAEL CONFORTO**, OF **KEVIN PILLAR**, LHP **RICH HILL**, LHP **AARON LOUP**, LHP **BRAD HAND**, RHP **NOAH SYNDERGAARD**, RHP **MARCUS STROMAN**, RHP **DELLIN BETANCES**, RHP **HEATH HEMBREE** and RHP **JEURYS FAMILIA** elected free agency.

NOVEMBER 7 - Activated LHP **THOMAS SZAPUCKI**, RHP **JACOB deGROM**, LHP **DAVID PETERSON** and LHP **JOEY LUCCHESI** from the 60-Day Injured List.

NOVEMBER 19 - Announced RHP **DEDNIEL NÚÑEZ** was returned to the club from San Francisco...Selected the contract of INF **RONNY MAURICIO**, RHP **JOSÉ BUTTO**, RHP **ADAM OLLER** and INF **MARK VIENTOS**.

NOVEMBER 24 - Claimed RHP **ANTONIO SANTOS** off waivers from Colorado...Signed OF **NICK PLUMMER** as a free agent.

NOVEMBER 28 - Signed LHP **NATE FISHER** to a minor league contract.

NOVEMBER 29 - Signed LHP **ROB ZASTRYZNY** and C **NICK DINI** to minor league contracts.

NOVEMBER 30 - Signed OF **STARLING MARTE** to a four-year contract...Signed OF **MARK CANHA** to a two-year contract with a club option for 2024...Designated OF **MARK PAYTON** for assignment...RHP **ROBERT GSELLMAN**, RHP **STEPHEN NOGOSEK** and OF **MARK PAYTON** elected free agency.

DECEMBER 1 - Signed RHP **MAX SCHERZER** to a three-year contract...Signed INF **EDUARDO ESCOBAR** to a two-year contract with a club option for 2024...Signed INF **MATT REYNOLDS** to a minor league contract.

DECEMBER 13 - Signed OF **DANIEL PALKA** to a minor league contract.

JANUARY 8 - Signed LHP **ALEX CLAUDIO** to a minor league contract.

FEBRUARY 16 - Signed RHP **FÉLIX PEÑA** to a minor league contract.

MARCH 12 - Acquired RHP **CHRIS BASSITT** from Oakland in exchange for minor leaguers RHP **ADAM OLLER** and RHP **J.T. GINN**.

MARCH 14 - Signed RHP **ADAM OTTAVINO** to a one-year contract.

MARCH 17 - Signed LHP **CHASEN SHREVE** and OF **TRAVIS JANKOWSKI** to minor league contracts and invited them to major league spring training.

MOST RUNS ALLOWED BY INNING

1st Inning.....	10, two times, last, April 16, 2019 at Philadelphia
2nd Inning.....	8, three times, last, August 9, 1984 vs. Pittsburgh
3rd Inning.....	10, July 30, 1969 (Game Two) vs. Houston
4th Inning.....	11, April 7, 2004 at Atlanta
5th Inning.....	9, May 7, 2007 at San Francisco
6th Inning.....	11, April 11, 1997 at San Diego
7th Inning.....	8, August 12, 1982 vs. Chicago-NL
8th Inning.....	11, July 18, 1964 at St. Louis
9th Inning.....	11, July 30, 1969 (Game One) vs. Houston
10th Inning.....	6, two times, last, June 4, 2019 vs. San Francisco
11th Inning.....	6, June 23, 2001 vs. Atlanta
12th Inning.....	6, May 19, 1979 vs. St. Louis
13th Inning.....	6, June 7, 1985 vs. St. Louis
14th Inning.....	6, June 2, 2018 vs. Chicago-NL
15th Inning.....	2, four times, last, April 29, 2013 at Miami
16th Inning.....	5, August 20, 1973 vs. Cincinnati
17th Inning.....	1, three times, last, August 5, 1971 at Atlanta
18th Inning.....	2, two times, last, May 4, 2019 at Milwaukee
19th Inning.....	2, July 4, 1985 at Atlanta
20th Inning.....	1, June 8, 2013 vs. Miami
21st Inning.....	None
22nd Inning.....	None
23rd Inning.....	2, May 31, 1964 (Game Two) vs. San Francisco
24th Inning.....	1, April 15, 1968 at Houston
25th Inning.....	1, September 11, 1974 vs. St. Louis

2021 FINAL BATTING STATS

PLAYER	AVG	G	AB	R	H	TB	2B	3B	HR	RBI	SH	SF	HP	BB	IBB	SO	SB	CS	DP	E	SLG	OBP	PINCH HIT				
																							AB	H	HR	RBI	
Almora Jr., A	.115	47	52	3	6	9	3	0	0	0	0	0	0	2	0	17	0	0	1	1	.173	.148	14	0	0	0	
Alonso, P	.262	152	561	81	147	291	27	3	37	94	0	4	12	60	6	127	3	0	20	8	.519	.344	1	0	0	0	
#Báez, J	.265	138	502	80	133	248	18	2	31	87	0	3	13	28	2	184	18	5	12	24	.494	.319	7	1	0	1	
NY	.299	47	167	32	50	86	9	0	9	22	0	0	6	13	1	53	5	2	5	6	.515	.371	2	0	0	0	
+#Blankenhorn, T	.174	24	23	4	4	9	2	0	1	4	0	0	0	1	0	8	0	0	0	3	.391	.208	15	3	1	4	
NY	.174	23	23	3	4	9	2	0	1	4	0	0	0	1	0	8	0	0	0	2	.391	.208	15	3	1	4	
Carrasco, C	.000	12	15	0	0	0	0	0	0	0	0	0	0	0	0	10	0	0	0	0	.000	.000	0	0	0	0	
Conforto, M	.232	125	406	52	94	156	20	0	14	55	0	2	12	59	3	104	1	0	14	5	.384	.344	8	2	1	3	
Davis, J	.285	73	179	18	51	78	12	0	5	23	0	2	6	24	1	68	1	0	4	4	.436	.384	21	9	0	2	
deGrom, J	.364	15	33	4	12	13	1	0	0	6	0	0	0	0	0	9	0	0	0	0	.394	.364	0	0	0	0	
+Díaz, Y	.000	20	1	0	0	0	0	0	0	0	0	0	0	0	0	1	0	0	0	0	.000	.000	0	0	0	0	
Drury, B	.274	51	84	7	23	40	5	0	4	14	0	0	1	3	0	22	0	0	3	1	.476	.307	30	11	3	9	
Eickhoff, J	.400	6	5	0	2	2	0	0	0	3	0	0	0	0	0	0	0	0	1	0	.400	.400	1	1	0	0	
Gsellman, R	.000	16	5	0	0	0	0	0	0	0	0	0	1	0	4	0	0	0	0	0	.000	.167	1	0	0	0	
Guillorme, L	.265	69	132	13	35	41	3	0	1	5	1	0	0	23	2	23	0	2	2	6	.311	.374	18	3	0	1	
Hembree, H	.000	56	1	0	0	0	0	0	0	0	0	0	0	0	0	1	0	0	0	0	.000	.000	0	0	0	0	
#Hill, R	.125	16	24	0	3	3	0	0	0	2	0	0	0	0	0	10	0	0	2	1	.125	.125	0	0	0	0	
NY	.100	13	20	0	2	2	0	0	0	2	0	0	0	0	0	8	0	0	2	0	.100	.100	0	0	0	0	
+Lee, K	.056	11	18	2	1	2	1	0	0	1	0	0	0	0	0	13	0	0	0	0	.111	.056	1	1	0	1	
Lindor, F	.230	125	452	73	104	186	16	3	20	63	6	3	5	58	4	96	10	4	7	10	.412	.322	2	0	0	0	
LEFT	.225	116	306	69	127	11	1	15	47	3	3	5	43	3	74	3	10	4	3	10	.415	.328					
RIGHT	.240	80	146	35	59	5	2	5	16	3	0	0	15	1	22					4	10	.404	.311				
Lucchesi, J	.000	10	10	1	0	0	0	0	0	0	0	0	1	0	7	0	0	0	0	0	.000	.091	0	0	0	0	
Lugo, S	.000	44	1	0	0	0	0	0	0	0	0	0	0	0	0	0	0	0	1	0	.000	.000	0	0	0	0	
Maybin, C	.056	9	28	2	1	1	0	0	0	0	0	0	2	3	0	12	1	0	0	0	.056	.182	0	0	0	0	
+Mazeika, P	.190	37	79	6	15	21	3	0	1	6	0	1	3	4	1	18	0	0	2	2	.266	.253	13	2	0	3	
McCann, J	.232	121	375	29	87	131	12	1	10	46	0	3	2	32	1	115	1	2	12	6	.349	.294	11	4	1	5	
McNeil, J	.251	120	386	48	97	139	19	1	7	35	0	1	10	29	0	58	3	0	10	8	.360	.319	15	5	0	2	
Megill, T	.214	18	28	1	6	9	3	0	0	2	0	0	1	0	17	0	0	0	0	0	.321	.241	0	0	0	0	
Nido, T	.222	58	153	16	34	50	5	1	3	13	0	0	3	5	1	44	1	0	4	5	.327	.261	5	3	0	2	
Nimmo, B	.292	92	325	51	95	142	17	3	8	28	2	0	5	54	0	79	5	4	3	1	.437	.401	5	0	0	0	
+Nogosek, S	.000	1	1	0	0	0	0	0	0	0	0	0	0	0	0	1	0	0	0	0	.000	.000	0	0	0	0	
Oswalt, C	.000	2	0	0	0	0	0	0	0	2	0	0	0	0	0	0	0	0	0	0	.000	.000	0	0	0	0	
Peraza, J	.204	64	142	21	29	54	7	0	6	20	0	0	3	9	0	26	1	0	5	1	.380	.266	18	6	1	5	
Peterson, D	.063	14	16	2	1	2	1	0	0	0	3	0	1	0	0	10	0	0	0	0	.125	.118	1	0	0	0	
Pillar, K	.231	124	325	40	75	135	11	2	15	47	0	1	10	11	0	81	4	3	5	0	.415	.277	23	4	1	2	
#Reed, J	.000	10	1	0	0	0	0	0	0	0	0	0	0	0	0	0	0	0	0	0	.000	.000	0	0	0	0	
NY	.000	4	1	0	0	0	0	0	0	0	0	0	0	0	0	0	0	0	0	0	.000	.000	0	0	0	0	
Reid-Foley, S	.000	11	0	0	0	0	0	0	0	0	0	0	2	0	0	0	0	0	0	1	.000	1.000	0	0	0	0	
#Sisco, C	.149	28	74	5	11	14	3	0	0	4	0	0	2	7	0	21	0	0	1	0	.189	.241	2	2	0	2	
NY	.111	5	9	1	1	2	1	0	0	1	0	0	1	0	3	0	0	1	0	0	.222	.200	1	1	0	1	
Smith, Do	.244	145	446	43	109	162	20	0	11	58	0	6	9	32	2	112	2	1	13	2	.363	.304	23	7	0	5	
Smith, Dr	.000	28	1	0	0	0	0	0	0	0	0	0	0	0	0	0	0	0	0	0	.000	.000	0	0	0	0	
#Stock, R	.000	3	4	0	0	0	0	0	0	0	0	0	0	0	0	2	0	0	0	0	.000	.000	0	0	0	0	
NY	.000	2	2	0	0	0	0	0	0	0	0	0	0	0	0	1	0	0	0	0	.000	.000	0	0	0	0	
Stroman, M	.098	30	51	2	5	7	2	0	0	1	3	0	0	4	0	24	1	0	0	2	.137	.164	0	0	0	0	
Szapucki, T	.000	1	1	0	0	0	0	0	0	0	0	0	0	0	0	1	0	0	0	0	.000	.000	0	0	0	0	
+Tovar, W	.182	6	11	0	2	2	0	0	0	1	0	0	0	1	0	4	0	0	0	0	.182	.250	2	0	0	0	
Villar, J	.249	142	454	63	113	189	18	2	18	42	2	0	3	46	2	132	14	7	6	15	.416	.322	17	3	0	2	
LEFT	.234	133	308	72	132	11	2	15	33	2	0	3	35	2	89				4	15	.429	.318					
RIGHT	.281	80	146	41	57	7	0	3	9	0	0	0	11	0	43				2	15	.390	.331					
Walker, T	.106	28	47	0	5	5	0	0	0	1	2	0	1	1	0	29	0	0	1	2	.106	.143	1	0	0	0	
Williams, M	.212	17	33	3	7	11	1	0	1	1	0	0	0	4	1	9	0	1	1	0	.333	.297	2	0	0	0	
#Williams, T	.200	21	25	1	5	5	0	0	0	1	2	0	0	1	0	9	0	0	0	0	.200	.231	0	0	0	0	
NY	.143	9	7	0	1	1	0	0	0	1	0	0	0	0	0	3	0	0	0	0	.143	.143	0	0	0	0	
Yamamoto, J	.500	2	2	0	1	1	0	0	0	0	0	0	0	0	1	0	0	0	0	1	.500	.500	0	0	0	0	
METS	.239	162	5210	636	1243	2035	228	18	176	604	34	23	94	495	25	1392	54	26	123	95	.391	.315	0	0	0	0	
OPPONENTS	.236	162	5175	668	1221	2069	240	19	190	635	27	33	70	475	21	1453	66	33	107	86	.400	.307	0	0	0	0	

2021 FINAL PITCHING STATS

PITCHER	R/L	W-L	ERA	G	GS	CG	GF	SHO	SV	IP	H	R	ER	HR	HB	BB	IBB	SO	WP	BK	OPP	AVG
Almora Jr., A	R	0-0	27.00	1	0	0	1	0	0	1.0	1	3	3	1	1	1	0	0	0	0	0	.250
Betances, D	R	0-0	9.00	1	0	0	0	0	0	1.0	0	1	1	0	1	1	0	1	0	0	0	.000
+Bostick, A	R	0-0	0.00	1	0	0	1	0	0	1.0	0	0	0	0	0	1	0	0	0	0	0	.000
Carrasco, C	R	1-5	6.04	12	12	0	0	0	0	53.2	59	39	36	12	0	18	0	50	1	0	0	.272
Castro, M	R	3-4	3.45	69	2	0	7	0	0	70.1	48	30	27	7	6	43	0	77	8	0	0	.189
deGrom, J	R	7-2	1.08	15	15	1	0	1	0	92.0	40	14	11	6	1	11	0	146	0	0	0	.129
Díaz, E	R	5-6	3.45	63	0	0	51	0	32	62.2	43	27	24	3	9	23	1	89	5	1	0	.195
+Díaz, Y	R	0-2	5.40	20	0	0	10	0	0	25.0	25	16	15	5	1	12	1	21	0	0	0	.255
Drury, B	R	0-0	27.00	1	0	0	0	0	0	0.2	3	2	2	1	1	1	0	0	0	0	0	.600
Eickhoff, J	R	0-2	8.69	5	4	0	0	0	0	19.2	30	24	19	9	3	10	2	13	0	0	0	.333
Familia, J	R	9-4	3.94	65	0	0	16	0	1	59.1	57	31	26	10	2	27	2	72	4	0	0	.248
Gsellman, R	R	0-1	3.77	17	1	0	1	0	0	28.2	27	14	12	3	2	7	0	17	0	0	0	.248
Guillorme, L	R	0-0	18.00	1	0	0	1	0	0	1.0	3	2	2	0	0	1	0	0	0	0	0	.500
#Hand, B	L	6-7	3.90	68	0	0	45	0	21	64.2	56	39	28	9	6	26	4	61	3	0	0	.235
NY		1-0	2.70	16	0	0	4	0	0	13.1	12	7	4	1	1	5	0	14	1	0	0	.250
#Hembree, H	R	2-7	5.59	60	0	0	21	0	9	58.0	45	39	36	12	2	24	1	83	2	0	0	.207
NY		0-0	3.45	15	0	0	5	0	1	15.2	13	6	6	2	0	5	1	15	1	0	0	.220
#Hill, R	L	7-8	3.86	32	31	0	0	0	0	158.2	137	70	68	21	16	55	0	150	3	1	0	.235
NY		1-4	3.84	13	12	0	0	0	0	63.1	62	29	27	7	8	19	0	59	0	0	0	.257
Loup, A	L	6-0	0.95	65	2	0	6	0	0	56.2	37	9	6	1	4	16	0	57	0	0	0	.192
Lucchesi, J	L	1-4	4.46	11	8	0	1	0	0	38.1	34	20	19	4	2	11	0	41	1	0	0	.245
Lugo, S	R	4-3	3.50	46	0	0	10	0	1	46.1	41	18	18	6	1	19	2	55	0	0	0	.237
May, T	R	7-3	3.59	68	0	0	19	0	4	62.2	55	29	25	10	0	24	4	83	7	0	0	.227
+Megill, T	R	4-6	4.52	18	18	1	0	0	0	89.2	88	46	45	19	2	27	0	99	1	0	0	.255
+Nogosek, S	R	0-1	6.00	1	0	0	0	0	0	3.0	3	2	2	2	0	0	0	5	0	0	0	.250
Oswalt, C	R	1-1	3.48	3	1	0	0	0	0	10.1	12	4	4	1	0	2	0	10	1	0	0	.300
Peterson, D	L	2-6	5.54	15	15	0	0	0	0	66.2	64	44	41	11	5	29	0	69	6	0	0	.255
Pillar, K	R	0-0	0.00	1	0	0	1	0	0	0.1	0	0	0	0	0	0	0	0	0	0	0	.000
+#Reed, J	R	0-1	3.60	10	1	0	3	0	0	10.0	10	6	4	1	0	2	1	10	0	0	0	.250
NY		0-1	3.86	4	0	0	1	0	0	4.2	5	3	2	0	0	0	0	5	0	0	0	.263
+Reid-Foley, S	R	2-1	5.23	12	0	0	1	0	0	20.2	22	15	12	3	0	9	2	26	1	0	0	.265
Smith, D	R	3-1	2.40	31	1	0	10	0	0	41.1	28	13	11	7	2	16	4	41	0	0	0	.192
#Stock, R	R	0-2	8.00	3	3	0	0	0	0	9.0	10	8	8	3	1	9	0	9	1	0	0	.286
NY		0-1	5.40	2	2	0	0	0	0	5.0	6	3	3	2	0	3	0	6	0	0	0	.300
Stroman, M	R	10-13	3.02	33	33	0	0	0	0	179.0	161	70	60	17	7	44	2	158	7	0	0	.242
Syndergaard, N	R	0-1	9.00	2	2	0	0	0	0	2.0	3	2	2	1	0	0	0	2	0	0	0	.375
+Szapucki, T	L	0-0	14.73	1	0	0	0	0	0	3.2	7	6	6	2	0	3	0	4	0	0	0	.412
Tarpley, S	L	0-0	---	1	0	0	0	0	0	0.0	1	2	2	0	1	2	0	0	0	0	0	1.000
Walker, T	R	7-11	4.47	30	29	0	0	0	0	159.0	133	84	79	26	4	55	0	146	5	0	0	.225
#Williams, T	R	4-2	4.35	23	15	0	3	0	0	91.0	105	51	44	11	3	31	0	90	0	0	0	.287
NY		0-0	3.06	10	3	0	3	0	0	32.1	37	14	11	1	1	9	0	29	0	0	0	.289
Yamamoto, J	R	1-1	4.05	2	1	0	0	0	0	6.2	10	6	3	0	2	2	0	3	0	0	0	.345
METS		77-85	3.90	162	162	2	160	8	41	1379.1	1221	668	597	190	70	475	21	1453	53	1	236	
OPPONENTS		85-77	3.74	162	162	3	159	13	47	1382.1	1243	636	575	176	94	495	25	1392	50	6	239	

+ Rookie | # Totals

2021 MISCELLANEOUS STATS

VS. NATIONAL LEAGUE

	Home		Road		Totals	
	W	L	W	L	W	L
vs. Atlanta	5	5	4	5	9	10
vs. Miami	7	2	3	7	10	9
vs. Philadelphia	6	4	3	6	9	10
vs. Washington	7	2	4	6	11	8
Totals vs. East	25	13	14	24	39	37

	Home		Road		Totals	
	W	L	W	L	W	L
vs. Chicago	3	1	0	3	3	4
vs. Cincinnati	1	2	2	1	3	3
vs. Milwaukee	2	1	0	3	2	4
vs. Pittsburgh	2	2	1	2	3	4
vs. St. Louis	0	3	2	2	2	5
Totals vs. Central	8	9	5	11	13	20

	Home		Road		Totals	
	W	L	W	L	W	L
vs. Arizona	3	0	2	1	5	1
vs. Colorado	3	1	2	1	5	2
vs. Los Angeles	0	3	1	3	1	6
vs. San Diego	2	1	2	2	4	3
vs. San Francisco	0	3	1	2	1	5
Totals vs. West	8	8	8	9	16	17

TOTALS VS. NL	Home		Road		Totals	
	W	L	W	L	W	L
	41	30	27	44	68	74

VS. AMERICAN LEAGUE

	Home		Road		Totals	
	W	L	W	L	W	L
vs. Baltimore	2	0	1	1	3	1
vs. Boston	0	2	0	2	0	4
vs. New York	2	1	2	1	4	2
vs. Tampa Bay	0	0	0	3	0	3
vs. Toronto	2	1	0	0	2	1

TOTALS VS. A.L.	Home		Road		Totals	
	W	L	W	L	W	L
	6	4	3	7	9	11

OVERALL TOTALS	Home		Road		Totals	
	W	L	W	L	W	L
	47	34	30	51	77	85

SITUATIONAL RECORDS

	Home		Road		Totals	
	W	L	W	L	W	L
Shutouts	6	9	2	4	8	13
SHO - Individual	1	0	0	0	1	0
Extra Innings	5	4	6	3	11	7
One-Run Decisions					31	35
Two-Run Decisions					12	14
vs. LH Starters					18	33
vs. RH Starters					59	52
Grass Fields					75	81
Artificial Fields					2	4
Day Games					28	25
Night Games					49	60

	W	L
	Starters	32
Relievers	45	28
Streaks	7	5

	W	L	Split
	Doubleheaders (Home)	0	0
Doubleheaders (Road)	4	0	5

MISCELLANEOUS

	Mets	Opp.
Double Plays	121	123
Triple Plays	0	0
Left on Base	1073	979
Grand Slams	4	5
Home Runs - Home	77	93
Home Runs - Road	99	97

ATTENDANCE

Home	2,442,532 (80 dates)	30,532 avg.
Road	2,383,685 (81 dates)	29,428 avg.

2021 METS HIGHS AND LOWS

INDIVIDUAL BATTING HIGHS

Longest Hitting Streak.....	16 games, McNeil, 7/7 - 7/30
Most Runs, Game.....	3, 10x, last, Lindor, 9/12 vs. NYY
Most Hits, Game.....	4, 4x, last, Báez, 9/5 at WAS
Most RBI, Game.....	5, 3x, last, Lindor, 9/12 vs. NYY
Most Doubles, Game.....	2, 15x, Villar, 9/28 (G2) vs. MIA
Most Triples, Game.....	1, 18x, last, Lindor & Pillar, 10/2 at ATL
Most Home Runs, Game.....	3, Lindor, 9/12 vs. NYY
Home Runs, Consecutive Games.....	2, 16x, last, Alonso
Grand Slams.....	1, 4x, last, Lindor, 9/30 vs. MIA
Pinch-Hit Home Runs.....	1, 8x, last, Conforto, 8/28 vs. WAS
Leadoff Home Runs.....	1, Villar, 9/2 vs. MIA
Walk-off Home Runs.....	1, Alonso, 8/12 (G2) vs. WAS
Inside-the-Park Home Runs.....	None
Most Walks, Game.....	3, 11x, last, Nimmo, 9/30 vs. MIA
Most Strikeouts, Game.....	5, Báez, 8/5 at MIA
Most Total Bases, Game.....	12, Lindor, 9/12 vs. NYY
Most Extra-Base Hits, Game.....	3, Lindor, 9/12 vs. NYY
Most Stolen Bases, Game.....	2, 2x, last, Báez, 9/9 at MIA

TEAM BATTING HIGHS

Most Runs, Game.....	15, 7/19 at CIN
Fewest Runs, Game.....	0, 12x, last, 9/13 vs. STL
Most Runs, Inning.....	10, 7/9 vs. PIT (6th)
Most Hits, Game.....	18, 7/19 at CIN
Fewest Hits, Game.....	2, 8x, last, 8/18 at PHI
Most Hits, Inning.....	6, 6/2 at ARI (1st)
Most Total Bases, Game.....	40, 7/19 at CIN
Most Doubles, Game.....	6, 8/10 vs. WAS
Most Triples, Game.....	2, 10/2 at ATL
Most Home Runs, Game.....	7, 7/19 at CIN
Grand Slams, Game.....	1, 4x, last, Lindor, 9/30 vs. MIA
Home Runs, Consecutive Games.....	10, 9/4-12
Most Home Runs, Inning.....	3, Conforto, Villar and McCann, 8/7 at PHI (9th)
Back-to-Back Home Runs.....	5, last, Conforto, Villar and McCann, 8/7 at PHI
Most Extra-Base Hits, Game.....	10, 6/9 at BAL
Most Walks, Nine-Inning Game.....	11, 5/6 at STL
Most Strikeouts, Nine-Inning Game.....	16, 6/5 at SD
Most Stolen Bases, Game.....	2, 11x, last, 9/28 (G1) vs. MIA
LOB, Nine Innings.....	17, 5/6 at STL
LOB, Extra Innings.....	6, 4/22 at CHC
Most Double Plays Hit Into, Game.....	5, 8/25 vs. SF

FIELDING

Most Errors, Team, Game.....	4, 2x, last, 7/19 at CIN
Most Errors, Individual, Game.....	3, Guillorme, 7/19 at CIN
Most Double Plays Turned, Nine-Inning Game.....	4, 6/13 vs. SD
Consecutive Errorless Games, Team.....	7, 6/8-15

RECORD BREAKDOWN

Overall.....	77-85
Home.....	47-34
Road.....	30-51
Day.....	28-21
Night.....	49-64
Last 10 Games.....	4-6
vs. LHSP.....	18-33
vs. RHSP.....	59-52
Series Opener.....	27-25
Series Opener at Home.....	17-9
Series Opener on Road.....	10-16
Series Record.....	23-23-6
Home Series.....	16-7-3
Road Series.....	7-16-3
Rubber Games.....	9-7
Sweeps/Were Swept.....	6-10
Scored First.....	56-23

Opponent Scored First.....	21-62
1-run games.....	31-35
2-run games.....	12-14
Comeback Wins.....	31-29
Last at-bat Wins.....	24-18
Walkoff Wins.....	11-10
Extra Innings.....	11-7
Led After 6.....	49-13
Led After 7.....	41-10
Led After 8.....	46-4
Tied After 6.....	14-4
Tied After 7.....	13-9
Tied After 8.....	8-8
Behind After 6.....	14-68
Behind After 7.....	9-57
Behind After 8.....	6-63
Hit 0 HR.....	19-33

Hit 1 or more HR.....	58-52
Hit 2 or more HR.....	28-14
Scored 3 or Fewer Runs.....	15-66
Scored 4 or More Runs.....	62-19
Scored 5 or More Runs.....	42-12
Allowed 3 or Fewer Runs.....	57-26
Allowed 4 or More Runs.....	20-59
Allowed 5 or More Runs.....	11-44
More Hits than Opponent.....	58-17
Fewer Hits than Opponent.....	11-62
Committed No Errors.....	52-48
Committed 1 or More Errors.....	25-37
Before All-Star Game.....	48-40
After All-Star Game.....	29-45
Starter Goes at least 5 inn.....	54-51
Starter Goes at least 6 inn.....	31-27
Starter Goes at least 7 inn.....	11-7

INDIVIDUAL PITCHING HIGHS

Most Runs Allowed, Game.....	10, Eickhoff, 7/27 vs. ATL
Most Hits Allowed, Game.....	11, Megill, 8/24 vs. SF
Most Home Runs Allowed, Game.....	4, 2x, last, Megill, 8/24 vs. SF
Most Home Runs Allowed, Inning.....	3, Walker, 9/11 vs. NYY (2nd)
Most Strikeouts, Game, Starter.....	15, deGrom, 4/23 vs. WAS
Most Strikeouts, Game, Reliever.....	5, 2x, last, Nogosek, 7/20 at CIN
Most Walks, Game.....	6, Walker, 4/20 at CHC
Longest Winning Streak.....	5, deGrom, 5/9 - current
Longest Losing Streak.....	8, Walker, 7/24 - current
Most Innings Pitched, Game.....	9.0 IP, deGrom, 4/23 vs. WAS
Most Innings Pitched, Reliever.....	5.0, Williams, 10/3 at ATL
Most Consecutive Scoreless Inn., Starter.....	31.0 IP, deGrom, 5/25 - 6/26
Most Consecutive Scoreless Inn., Reliever.....	19.1 IP, Loup, 7/5 - 8/26

TEAM PITCHING HIGHS

Most Runs Allowed, Game.....	20, 6/30 at ATL
Most Runs Allowed, Inning.....	7, 2x, last, 6/30 at ATL (4th)
Most Hits Allowed, Game.....	20, 6/30 at ATL
Most Hits Allowed, Inning.....	6, 2x, last, 6/30 at ATL (4th)
Fewest Runs Allowed, Game.....	0, 8x, last, 7/23 vs. TOR
Fewest Hits Allowed, Game.....	1, 7/21 at CIN
Most Consecutive Scoreless Innings.....	21.0 innings, 7/20-24
Most Home Runs Allowed, Game.....	5, 3x, last, 8/15 vs. LAD
Back-to-Back Home Runs Allowed.....	9x, last, 9/24 at MIL
Back-To-Back-To-Back Home Runs Allowed.....	None
Grand Slams Allowed.....	1, 5x, last, 8/2 at MIA (Brinson off Megill)
Most Strikeouts, Nine Innings.....	17, 2x, last, 8/27 vs. WAS
Most Strikeouts, Extra Innings.....	18, 5/21 at MIA (12 innings)
Most Walks Allowed, Nine Innings.....	8, 2x, last, 8/1 vs. CIN
Fewest Walks Allowed, Game.....	0, 6x, last, 9/9 at MIA
Most Pitchers Used, Nine Innings.....	7, 2x, last, 6/16 vs. CHC
Most Pitchers Used, Extra Innings.....	8, 5/21 at MIA (12 innings)

TEAM MISCELLANEOUS

Longest Game, Time, Nine-Inning Game.....	4:06, 9/12 vs. NYY
Longest Game, Time, Extra-Inning Game.....	4:45, 7/19 at CIN
Shortest Game, Time, Nine-Inning Game.....	2:20, 8/8 at PHI
Longest Game, Innings.....	12 innings, 2x, last, 8/18 at SF
Longest Winning Streak.....	7, 5/5-12
Longest Losing Streak.....	5, 3x, 8/13-17, 9/13-18, 9/21-26
Largest Deficit Overcome.....	6 runs, 7/18 at PIT (trailed 6-0, won 7-6)
Largest Lead Lost.....	6 runs, 7/17 at PIT (led 6-0, lost 9-7)

2021 MAJOR LEAGUE STANDINGS

AMERICAN LEAGUE

AL East	W	L	PCT	GB	RS	RA	HOME	ROAD	VsE	VsC	VsW	INTER
z-Tampa Bay	100	62	.617	-	857	651	52-29	48-33	51-25	19-13	15-19	15-5
w-Boston	92	70	.568	8.0	829	749	49-32	43-38	41-35	20-13	15-18	16-4
w-NY Yankees	92	70	.568	8.0	711	669	46-35	46-35	36-40	22-10	22-12	12-8
Toronto	91	71	.562	9.0	846	663	47-33	44-38	42-34	19-15	16-16	14-6
Baltimore	52	110	.321	48.0	659	956	27-54	25-56	20-56	10-24	15-17	7-13
AL Central	W	L	PCT	GB	RS	RA	HOME	ROAD	VsE	VsC	VsW	INTER
y-Chi White Sox	93	69	.574	-	796	636	53-28	40-41	19-14	44-32	16-17	14-6
Cleveland	80	82	.494	13.0	717	727	40-41	40-41	13-21	43-33	15-17	9-11
Detroit	77	85	.475	16.0	697	756	42-39	35-46	18-14	30-46	18-16	11-9
Kansas City	74	88	.457	19.0	686	788	39-42	35-46	12-21	36-40	14-19	12-8
Minnesota	73	89	.451	20.0	729	834	38-43	35-46	13-20	37-39	13-20	10-10
AL West	W	L	PCT	GB	RS	RA	HOME	ROAD	VsE	VsC	VsW	INTER
y-Houston	95	67	.586	-	863	658	51-30	44-37	18-13	19-16	49-27	9-11
Seattle	90	72	.556	5.0	697	748	46-35	44-37	19-15	15-17	47-29	9-11
Oakland	86	76	.531	9.0	743	687	43-38	43-38	15-18	23-10	37-39	11-9
LA Angels	77	85	.475	18.0	723	804	40-42	37-43	16-17	21-12	29-47	11-9
Texas	60	102	.370	35.0	625	815	36-45	24-57	14-20	11-21	28-48	7-13

NATIONAL LEAGUE

NL East	W	L	PCT	GB	RS	RA	HOME	ROAD	VsE	VsC	VsW	INTER
y-Atlanta	88	73	.547	-	790	656	42-38	46-35	45-31	22-12	15-16	6-14
Philadelphia	82	80	.506	6.5	734	745	47-34	35-46	41-35	20-14	13-19	8-12
NY Mets	77	85	.475	11.5	636	668	47-34	30-51	39-37	13-20	16-17	9-11
Miami	67	95	.414	21.5	623	701	42-39	25-56	35-41	12-20	17-17	3-17
Washington	65	97	.401	23.5	724	820	35-46	30-51	30-46	14-18	11-23	10-10
NL Central	W	L	PCT	GB	RS	RA	HOME	ROAD	VsE	VsC	VsW	INTER
y-Milwaukee	95	67	.586	-	738	623	45-36	50-31	17-14	47-29	23-12	8-12
w-St. Louis	90	72	.556	5.0	706	672	45-36	45-36	17-16	42-34	20-13	11-9
Cincinnati	83	79	.512	12.0	786	760	44-37	39-42	20-13	43-33	11-22	9-11
Chi Cubs	71	91	.438	24.0	705	839	39-42	32-49	13-21	35-41	17-15	6-14
Pittsburgh	61	101	.377	34.0	609	833	37-44	24-57	17-17	23-53	11-21	10-10
NL West	W	L	PCT	GB	RS	RA	HOME	ROAD	VsE	VsC	VsW	INTER
z-San Francisco	107	55	.660	-	804	594	54-27	53-28	21-11	20-14	53-23	13-7
w-LA Dodgers	106	56	.654	1.0	830	561	58-23	48-33	24-9	20-13	50-26	12-8
San Diego	79	83	.488	28.0	729	708	45-36	34-47	15-18	16-17	34-42	14-6
Colorado	74	87	.460	32.5	739	796	48-33	26-54	19-13	14-19	31-45	10-10
Arizona	52	110	.321	55.0	679	893	32-49	20-61	13-21	13-19	22-54	4-16

w - Clinched Wild Card

y - Clinched Division

z - Clinched Division and Best Record in League



NATIONAL BASEBALL HALL OF FAME AND MUSEUM

25 Main Street, Cooperstown, New York 13326

Phone: (607) 547-7200

Public Relations: (607) 547-0215

E-mail address: info@baseballhall.org

Website: baseballhall.org

Summer Hours: Memorial Day Weekend - Labor Day Weekend: 9 a.m. to 9 p.m.

Regular Hours: 9 a.m. to 5 p.m.

Holiday Closings: Thanksgiving Day, Christmas Day, and New Year's Day.

DIRECTORY: Jane Forbes Clark (Chairman), Josh Rawitch (President), Jeff Jones (Senior Vice President of Finance and Administration), Sean Gahagan (Vice President, Retail Merchandising & Licensing), Erik Strohl (Vice President, Exhibitions and Collections), Ken Meifert (Vice President, Sponsorship & Development)

PR CONTACTS: Jon Shestakofsky (Vice President, Communications & Education) and Craig Muder (Comm. Director)

HALL OF FAME INDUCTION 2022: Sunday, July 24

Class of 2022: Bud Fowler, Gil Hodges, Jim Kaat, Minnie Miñoso, Tony Oliva, Buck O'Neil, David Ortiz

METS IN THE HALL OF FAME

Nineteen former players, managers and executives with ties to the New York Mets have earned election to the Baseball Hall of Fame, including 2022 electee Gil Hodges. Others include Richie Ashburn, Yogi Berra, Gary Carter, Tom Glavine, Rickey Henderson, Pedro Martínez, Willie Mays, Eddie Murray, Mike Piazza, Nolan Ryan, Duke Snider, Warren Spahn, Casey Stengel, Joe Torre and George Weiss. For a complete list of Mets in the Hall of Fame, visit the "Hall of Famers" team pages at www.baseballhall.org.

NOTABLE METS ARTIFACTS IN COOPERSTOWN

- Spikes worn by Noah Syndergaard on May 2, 2019, when he pitched a shutout against the Reds and hit a home run for the game's only run.
- Batting gloves used by Pete Alonso when he hit his 53rd home run of the season on Sept. 28, 2019, to set a new rookie record.
- Jersey worn by Daniel Murphy during the 2015 Postseason, when he captured the NLCS MVP Award and hit seven home runs in 14 games.
- Jersey worn by Yoenis Cespedes on Aug. 21, 2015, when he became the first player in history to record three home runs, five hits, seven runs batted in and a steal in one game.
- Jersey worn by Curtis Granderson on July 27, 2014 featuring the Hall of Fame's 75th anniversary patch.
- Jersey won by National League Cy Young Award winner R.A. Dickey when he won his 16th game of the season on Aug. 25, 2012.
- Bat used by David Wright for Team USA's walk-off win over Puerto Rico in the second round of the 2009 World Baseball Classic.
- Cap worn by Carlos Beltran of Team Puerto Rico in the 2009 World Baseball Classic.
- Ticket from the final New York Mets opening day at Shea Stadium on April 8, 2008.
- Jersey and ball from Tom Glavine's 300th career victory on Aug. 5, 2007.
- Jersey worn by Pedro Martinez to record his 3,000th strikeout on Sept. 3, 2007.
- Bat used by Julio Franco to hit a home run on April 20, 2006; he became the oldest player to homer in MLB history.
- Bat used by Mike Piazza on May 5, 2004 to set the homer mark for catchers at 352.
- Bat used by Futures Game MVP Jose Reyes in 2002 in Milwaukee.
- NYPD and FDNY caps worn by Mets players in 2001 to honor the Sept. 11 attacks.
- Jersey with USA patch worn by John Franco on Sept. 17, 2001, first game after 9/11.
- National League Cy Young Award trophies won by Tom Seaver in 1969 and 1975.



Batting gloves worn by Pete Alonso when he hit his 53rd home run of the season on Sept. 28, 2019.

A LOOK AHEAD TO 2023

Ballots for the 2023 Hall of Fame/BBWAA election will be distributed following the 2022 season with results from the voting scheduled to be announced in January 2023. A partial list of first-year candidates for election includes Carlos Beltrán, John Lackey, Francisco Rodríguez and Jayson Werth. Historical information on past BBWAA elections and the election process can be accessed at www.baseballhall.org or by contacting the Hall of Fame Communications department.

CONNECT TO COOPERSTOWN

- For up-to-the-minute news from Cooperstown, visit at www.baseballhall.org. Stay up-to-date on all the activity at the Hall of Fame's official site, on Twitter @baseballhall and through social networking on Facebook, Instagram and YouTube.
- If you would like to receive interesting stories and timely news items direct from the Hall of Fame and get the inside track on the latest happenings in Cooperstown, sign up for *Inside Pitch*. There's no cost to receive our weekly electronic newsletter in your e-mail box at home or work and it's easy to enroll: Just log on to www.baseballhall.org/media/museum-facts.
- If you have an interest in receiving *Around The Horn*, the Hall's monthly media newsletter, please send an e-mail to info@baseballhall.org. Be sure to include your name, name of organization and e-mail address. Or visit www.baseballhall.org/media-info.

RESEARCH ASSISTANCE

The Hall of Fame is pleased to provide assistance in baseball research and members of the media are encouraged to utilize this valuable baseball resource whenever necessary by calling the Public Relations department at (607) 547-0215, or the Library Reference desk at (607) 547-0330.



HISTORY

METS HALL OF FAME



JOAN WHITNEY PAYSON
OWNER 1960-1975 • PRESIDENT 1968-1975
INDUCTED 1981

A Whitney family heiress, Payson became the Mets first owner when the franchise was formed in 1960...A trailblazer as the first woman to buy a Major League Baseball team...She also served as the Mets President from 1968 to 1975 and was the team's biggest fan...While a minority owner of the New York Giants, she voted against the team's move to San Francisco in 1957.



CHARLES DILLON "CASEY" STENDEL
MANAGER 1962-1965 • VICE PRESIDENT 1965-1975
INDUCTED 1981

New York Baseball Institution and seven-time World Series winning manager was lured out of retirement to become the Mets first manager...Fans grew to love the Mets as Stengel's charismatic personality and witty observations offset the club's struggles in its infancy...His 37 was the first Mets number to be retired (1965)...Elected to the National Baseball Hall of Fame in 1966.



GILBERT RAYMOND "GIL" HODGES
PLAYER 1962-1963 • MANAGER 1968-1971
INDUCTED 1982

Managed the Miracle Mets to their first World Series Championship in 1969...His leadership transformed the franchise as players adopted his work ethic and were inspired by his dignity and integrity...Became a fan favorite in New York as an eight-time All-Star with the Brooklyn Dodgers...An original Met, he hit the first home run in team history...His 14 was the second Mets number to be retired (1973).



GEORGE M. WEISS
PRESIDENT 1961-1966
INDUCTED 1982

The Mets first president who laid the foundation for the 1969 World Series Championship...He hired Casey Stengel to become the team's first manager...Under his leadership, the Mets signed and developed Tom Seaver, Nolan Ryan and Tug McGraw...Won seven World Series Championships as a General Manager before joining the Mets...Elected to the National Baseball Hall of Fame in 1971.



WILLIAM A. SHEA
INDUCTED 1983

Prominent New York attorney who was the driving force in the effort to bring National League baseball back to the city after the Dodgers and Giants left for California in 1957...Spearheaded New York's baseball task force, whose proposed rival league forced Major League Baseball to grant the city an expansion franchise in 1960...Shea Stadium, home of the Mets (1964-2008), was named in his honor.



JOHN JOSEPH “JOHNNY” MURPHY
CHIEF SCOUT 1961-1963 • VICE PRESIDENT 1964-1967 •
VP & GENERAL MANAGER 1968-1970

INDUCTED 1983

General Manager who reshaped the Mets from lovable losers into World Champions...Recruited Gil Hodges to manage the club and engineered the acquisitions of Tommie Agee and Donn Clendenon, keys to the 1969 World Series title...The team developed pitchers Tom Seaver, Jerry Koonsman, and Nolan Ryan during his tenure...A native New Yorker, he pitched on seven World Series Championship teams.



RALPH KINER
BROADCASTER 1962-2014

INDUCTED 1984

An original Met...Emmy award-winning broadcaster for the Mets over five decades... Formed one of baseball's prominent broadcasting teams with Lindsey Nelson and Bob Murphy... Well-known for his post-game interviews with players on “Kiner’s Korner”...The Mets Home TV Booth is named in his honor...During his 10-year playing career he hit 369 home runs...Elected to the National Baseball Hall of Fame in 1975.



BOB MURPHY
BROADCASTER 1962-2003

INDUCTED 1984

An original Met and broadcaster from the team’s inaugural season until his retirement in 2003... Honored with the National Baseball Hall of Fame’s Ford C. Frick Award in 1994...Teamed with Ralph Kiner and Lindsey Nelson on both television and radio before moving to radio exclusively in 1982...Provided his trademark “Happy Recap” after each Mets victory...The Mets home radio booth is named in his honor.



LINDSEY NELSON
BROADCASTER 1962-1978

INDUCTED 1984

An original Met...Formed one of baseball’s prominent broadcasting teams for 17 seasons with Ralph Kiner and Bob Murphy...His trademark “Hello everybody, I’m Lindsey Nelson” opened each broadcast...Also worked as an announcer for Notre Dame football, the National Football League and the Cotton Bowl...Known for his colorful jackets...Honored with the National Baseball Hall of Fame’s Ford C. Frick Award in 1988.



DERREL MCKINLEY “BUD” HARRELSON
SHORTSTOP 1965-1977 • COACH 1982, 1985-1990 •
MANAGER 1990-1991

INDUCTED 1986

Player, coach and manager for over 20 seasons with the Mets...The only person to be in a Mets uniform for the club’s two World Series Championships (player in 1969, coach in 1986)...The two-time All-Star and Gold Glove winner played shortstop for 13 seasons...Upon retirement, ranked among the team’s leaders in hits (1,029) and runs (490)...Managed the Mets for two seasons, compiling a 145-129 record.



DANIEL JOSEPH “RUSTY” STAUB

“LE GRAND ORANGE”

OUTFIELDER • FIRST BASEMAN 1972-1975, 1981-1985

INDUCTED 1986

The All-Star outfielder helped the Mets return to the World Series in 1973 where he batted .423... Hit three home runs in the 1973 National League Championship Series...In 1975, became the first Mets player with 100 RBI in a season...One of the most successful pinch-hitters in baseball history... Well-known for his charitable efforts on behalf of New York City Police and Firefighters’ families.



GEORGE THOMAS SEAVER

“THE FRANCHISE”

PITCHER 1967-1977, 1983

INDUCTED 1988

The three-time Cy Young award winner became the face of the franchise and one of the most dominant pitchers in Major League Baseball history...Ranks first in club history in wins (198), ERA (2.57) and strikeouts (2,541)...Elected to the National Baseball Hall of Fame in 1992 with 311 career wins and a record (at the time) 98.84% of the vote...His 41 was the third Mets number retired (1988).



JERRY KOOSMAN

“KOOZ” • PITCHER 1967-1978

INDUCTED 1989

The winningest left-handed pitcher in Mets history...Won two games during the 1969 World Series including a complete game in the decisive Game 5...Won 19 games including seven shutouts as a rookie...Among the club’s leaders in wins (140), starts (346), complete games (108) and shutouts (26)...Mets scouts discovered the two-time All-Star while he was pitching for the U.S. Army.



ED KRANEPOOL

FIRST BASEMAN 1962-1979

INDUCTED 1990

The only man to play in each of the Mets first 18 seasons...Finished his career as the team leader in hits (1,418) and doubles (225)...Hit a home run in Game 3 of the 1969 World Series and delivered a two-run single in the deciding Game 5 of the 1973 National League Championship Series...The native New Yorker was a baseball star at James Monroe High School in the Bronx.



CLEON JOSEPH JONES

OUTFIELDER 1963, 1965-1975

INDUCTED 1991

Best remembered for catching the final out of the 1969 World Series...Batted .340 that season with 12 home runs and 75 RBI and started in the All-Star Game...Established a then club record 23-game hitting streak in 1970...Had a .281 lifetime batting average with the Mets, and ranks among the team’s leaders in hits (1,188), runs (563) and games played (1,201).



GERALD WAYNE “JERRY” GROTE

CATCHER 1966-1977

INDUCTED 1992

Two-time All-Star catcher who played 12 seasons with the Mets...Anchored the Mets pitching staffs of the 1969 World Series Champions and the 1973 National League Pennant Winners...One of the top defensive catchers in the game, leading National League catchers in fielding percentage in 1975...Ranks among the club’s all-time leaders in games played (1,235), hits (994) and multi-hit games (258).



FRANK EDWIN “TUG” MCGRAW

PITCHER 1965-1967, 1969-1974

INDUCTED 1993

The free-spirited closer whose catchphrase “Ya Gotta Believe” became the rallying cry for the Mets run to the 1973 World Series...The left-hander saved 25 games and was an emotional leader in the clubhouse as the club captured its second National League Pennant...A member of the 1969 World Series Championship team...An All-Star in 1972...Ranks among the Mets all-time saves leaders with 86.



WILLIAM HAYWARD “MOOKIE” WILSON

OUTFIELDER 1980-1989 • COACH 1997-2002, 2011

INDUCTED 1996

Renowned for one of the most memorable moments in Mets history in Game 6 of the 1986 World Series...Wilson’s trickling groundball brought home the winning run, capping a three-run rally in the 10th inning...Upon his retirement, led the Mets in stolen bases (281) and triples (62)...Wilson’s postseason heroics and energetic play over 10 seasons made him one of the most popular Mets of all time.



KEITH HERNANDEZ

FIRST BASEMAN 1983-1989

INDUCTED 1997

The Mets captain’s leadership, clutch hitting and defense helped turn around the fortunes of the franchise, culminating with the 1986 World Series Championship...Had three RBI in Game 7 of the Series...Ranks among the Mets all-time leaders in RBI (468), batting average (.297) and hits (939)...Slick-fielding defense at first base earned him 11 straight Gold Glove Awards...The 1979 National League Co-MVP.



GARY EDMUND CARTER

“KID” • CATCHER 1985-1989

INDUCTED 2001

His acquisition for the 1985 season provided the final piece for the Mets Championship the following year...The veteran catcher belted two home runs in a crucial victory in Game 4 of the World Series and ignited the 10th inning rally in Game 6...Finished his career with 324 home runs...An 11-time All-Star and three-time Gold Glove winner...Inducted into the National Baseball Hall of Fame in 2003.



TOMMIE AGEE
OUTFIELDER 1968-1972
 INDUCTED 2002

The Gold Glove center fielder is best remembered for his two catches in Game 3 of the 1969 World Series that saved a combined five runs...He also led off that game with a home run...Hit the longest home run in Shea Stadium history on April 10, 1969, the only ball ever to be hit into the Upper Deck in fair territory.



JOHN FRANCIS "FRANK" CASHEN
GENERAL MANAGER & COO 1980-1991
 INDUCTED 2010

His eye for talent and leadership helped revitalize a franchise that had finished in last place for three consecutive seasons...From 1984-1990, the Mets averaged more than 95 victories each year and won a World Series Championship in 1986 with a record 108 wins...Won 100 games and another Division title two years later...Drafted future All-Star Darryl Strawberry and traded for Keith Hernandez and Gary Carter.



DWIGHT EUGENE "DOC" GOODEN
PITCHER 1984-1994
 INDUCTED 2010

A four-time All-Star, his blazing fastball and double-figure strikeout games electrified the crowds at Shea Stadium for 11 years...Won 1984 National League Rookie of the Year while setting the rookie record for strikeouts (276)...In 1985, Doc became the youngest pitcher ever to win Cy Young honors at age 20 when he captured the "Triple Crown" of pitching: wins (24), strikeouts (268) and ERA (1.53).



DAVID "DAVEY" JOHNSON
MANAGER 1984-1990
 INDUCTED 2010

A bold leader who transformed the Mets into winners after seven straight losing seasons...In 1986, his club won 108 regular season games en route to the World Series Championship...He finished his Mets career with the best managerial record in franchise history (595-417)...From 1984-1990, the Mets averaged more than 95 victories and captured a second division crown in 1988 with 100 wins.



DARRYL STRAWBERRY
"STRAW" • OUTFIELDER 1983-1990
 INDUCTED 2010

Known for his booming home runs that bounced off scoreboards and stadium roofs...His arrival in New York re-energized the franchise...A seven-time All-Star with the Mets and number one overall draft pick...Won National League Rookie of The Year in 1983...The Mets leader in home runs (252), extra-base hits (469), RBI (733) and runs (662)...Won the National League home run crown (39) in 1988.



JOHN FRANCO
PITCHER 1990-2004
 INDUCTED 2012

The Brooklyn native holds the club record for saves (276) and games pitched (695)...His 15-year playing career is the second-longest in franchise history...A four-time All-Star, he ranks fifth on Major League Baseball's career saves list (424), the most by a left-hander...Was 2-0 with a 1.88 ERA in Mets postseason games...Named team captain in 2001...Wore his father's NYC Sanitation Department t-shirt under his uniform.



MIKE PIAZZA
CATCHER 1998-2005
 INDUCTED 2013

The greatest home run-hitting catcher of all-time invigorated the franchise when he was acquired on May 22, 1998...A seven-time Mets All-Star...When baseball resumed after the 9/11 attacks, his game-winning home run against the Braves lifted the spirits of our city...Hit 220 home runs and had 655 RBI during his Mets career...Ranks first in team history with a .542 slugging percentage.



JON MATLACK
PITCHER 1971-1977
 INDUCTED 2021

Was the 1972 Rookie of the Year and a three-time All-Star...Ranks in the Top 10 in franchise history in wins, complete games, ERA, strikeouts, shutouts and innings...Won two games and had a 1.40 ERA in four starts during the 1973 postseason...Won double-digit games in five straight years...Led the NL in shutouts in 1974 and 1976 and was the co-MVP of the 1975 All-Star Game.



RON DARLING
PITCHER 1983-1991
 INDUCTED 2021

One of the backbones of the Mets pitching rotation in the 1980s...Ranks fourth in team history in wins with 99...Also in the Top 10 in club history in complete games, innings, strikeouts and shutouts...A member of the 1986 World Champions, he won Game 4 of the World Series to even the series...Was an All-Star in 1985 and earned a Gold Glove Award in 1989.



EDGARDO ALFONZO
"FONZIE" • INFIELDER 1995-2002
 INDUCTED 2021

One of the most clutch performers in Mets history...He ranks first in team postseason history in hits, runs and RBI...Homered in the one-game playoff in 1999 at Cincinnati and then slugged two homers including a grand slam in Game 1 of the NLDS...Ranks in the Top 10 in franchise history in hits, runs, doubles, RBI, OBP, total bases and batting average...Won a Silver Slugger Award in 1999.



HE'S KEITH HERNANDEZ

JAY HORWITZ



Keith Hernandez could not envision back then that the Mets would be retiring his Number 17 before the July 9 game with the Marlins.

To put it mildly, Keith was less than thrilled about the June 15, 1983 trade that brought him from the St. Louis Cardinals to Flushing. The Cardinals were the defending World Champions and Hernandez already had a batting title and co-MVP under his belt. Meanwhile, the Mets were struggling through a 68-94 record in 1983.

Worse, Hernandez hated the prospect of living in New York City.

"The city kind of scared me," he said. "When I came in with the Cardinals, I didn't wander much from the hotel. I thought I had gotten myself into an awful situation with the trade."

Hernandez flew into Montreal to join the Mets. Things just didn't go well. The team had sent a long white limo to meet him at the airport and the driver could not find him. Hernandez would take a taxi back up to the hotel alone.

His reception in the clubhouse was a bit unsettling. Dave Kingman approached Keith and told him "I'm glad you are here. You are my ticket out." Tom Seaver saddled up next to him and added welcome to the 'Stems' (Mets spelled backward).

"I said to myself, 'Gosh where I am I,'" laughed Keith. But boy, did things get better over the next five years. Hernandez is now without a doubt one of the most beloved and recognizable athletes in all of New York. He loves the City and the City loves him.

Here are just some of his accomplishments:

- The guiding force behind the 1986 World Championship
- Became the first Mets captain in 1987
- Elected to the Mets Hall of Fame in 1997
- For the last 23 years, 16 in the SNY booth he has been a part of the Emmy award winning broadcasting trio with Ron Darling, and Gary Cohen.
- Will become the fourth Mets player: Seaver (41), Mike Piazza (31), Jerry Koosman (36) to have his number retired this July. The team also has retired Casey Stengel (37), Gil Hodges (14) and Jackie Robinson (42).

Hernandez would have left the Mets after that first year if not for the guidance of his father, John.

"Dad watched some minor league games on TV and told me the Mets had a lot of good players coming," said Hernandez. "They had this pitcher named Dwight Gooden. He said I should stick around and that better things were on the horizon."

He underwent a vigorous training regimen during the winter of 1993 and returned in tremendous shape in 1984.

"Being around those young guys like Doc, Straw, Ronnie, Lenny and Wally invigorated me," said Hernandez. "I felt like I had a second life."

Led by Hernandez the Mets were about to embark upon their most successful stretch in team history. Davey Johnson's team won 90 games in 1984, 98 in 1985, 108 in 1986, 92 in 1987, 100 in 1988, 87 in 1989, and 91 in 1990.

"Keith was like another coach on the field for me," said Davey Johnson. "He was my eyes and ears. I never was around a player with better instincts for the game."



Dwight Gooden fondly remembers Hernandez's mound visits during his starts.

"He was like another pitching coach," said Doc. "He always knew right thing to say. If I was doing something wrong in my motion or delivery, he would let me know."

Perhaps the greatest mound visit in Mets history occurred in Game Six of the 1986 League Championship Series against Houston in the Astrodome. The Mets had taken a 7-4 lead in the 16th inning but the Astros had scored two runs against Jesse Orosco and had the tying run at second base.

With Kevin Bass at bat, Keith and Gary Carter paid Jesse a visit.



"Keith's message was simple," Orosco recalled with a smile "If you throw another fastball, I'll kill you."

Jesse struck out Bass on a slider and Davey Johnson's team was on to the World Series.

"Davey and I had a great relationship," said Hernandez. "He knew we had a talented team and he let the players play. He put complete trust in my judgement and that meant a lot. Being named the first Mets captain was one of the biggest thrills of my life. We had rules but he knew when to take the reins off."

Hernandez compiled a .297 batting average during his Mets career, ranking second in team history and earned six Rawling Gold Gloves with New York (11 total).

"I never had to worry about making a bad throw," said third baseman Ray Knight. "I knew if I got it in his general direction Keith would catch it."

Playing second base was easy for Wally Backman because of Keith's wide range.

"He covered so much ground out there," added Backman. "I never saw a first baseman play as far away from the bag as Keith did."

Tim Teufel, who platooned with Backman, recalled one play in particular that Keith made against the Reds in July of 1986.

"It was one of the most unbelievable things I ever saw," said Teufel. "We had a big fight against Cincinnati and Gary Carter wound up playing third. They had first and second and a guy bunted, and Keith was almost at home plate when he fielded the ball. He threw to Kid at third and went back to me for a 3-5-4 double play. It was crazy. Keith had a sixth sense of where the ball was going to go."

Hernandez was named to five All-Star teams and compiled a .387 on base percentage as a Met.

"You can't measure what Keith meant to us in pure stats," said Darling. "The intensity in which he approached the game made all of us better players. He was my mentor and I learned so much from him."

In the championship season, Hernandez hit .310 with 34 doubles, 13 homers, 83 RBI and a league-leading 94 walks. He knocked in three runs in the deciding game seven victory over Boston.

"It was a remarkable season," he added. "To win 116 games in one season is a remarkable feat. The fans loved us because we had so many different personalities. I'm proud to have been a part of it all."

Assorted injuries plagued Keith during his final year with the Mets in 1989 and his one season with Cleveland in 1990.

After his retirement, Hernandez distanced himself from the game of baseball.

"I didn't like the way my career ended," Hernandez said. "I didn't follow the sport at all. I was really disillusioned about the game."

That changed when he began announcing Mets games in 1999 and since 2006, Keith has been with Ron and Gary at SNY.

"Gary is the quarterback of our booth," said Hernandez. "He is such a Mets historian and knows everything about everything connected with the club."

"I stay in my lane and talk about hitting and let Ronnie talk about pitching," he went on. "I know sometimes I am the comic relief and I'm okay with that. I think the fact that we are friends make the broadcast even better." What's next for Keith. Maybe the Hall of Fame in Cooperstown?

"Do I want to get into the Hall, sure I do, that's the gold standard," Hernandez concluded. "Who knows? It took so long for Gil Hodges to get inducted and I was thrilled about that. Maybe it could happen to me. That would be great if it does."

METS RETIRED NUMBERS

37

Casey Stengel's #37 was officially retired on September 2, 1965 in a small, private ceremony at Shea Stadium. Stengel was named the Mets first manager on September 29, 1961 and despite the team's early on-field struggles, the city proudly embraced their "lovable losers" due to Stengel's witty charm and dynamic personality. Stengel led the Mets to a 40-120 record in 1962 and then had an 11-game improvement, going 51-111 the following year. The Mets were 31-65 when Stengel fractured his hip on July 24, 1965 ending his managerial career. Stengel continued to serve in the Mets front office as a scout, public speaker and Vice President. He was still a member of the Mets front office when he passed away due to cancer on September 29, 1975 at age 85. Stengel was elected to the Baseball Hall of Fame in 1966 and later was inducted into the Mets Hall of Fame in 1981.

14

Gil Hodges' #14 was retired on June 9, 1973 during the Old Timers Day ceremony at Shea. Hodges played for the Mets from 1962-1963 and hit the club's very first home run on April 11, 1962 in the team's first game at St. Louis. He was named the club's third manager on October 11, 1967. Just two years later, after never posting a winning season, Hodges guided the Miracle Mets to the 1969 World Championship after beating the Atlanta Braves in the National League Championship Series and then topping the heavily favored Baltimore Orioles in five games in the World Series. Hodges was named the Manager of the Year by *The Sporting News* and the National League Manager of the Year by the *Associated Press* following the season. Hodges guided the Mets from 1968-1971, compiling 339 victories. He died from a heart attack on April 2, 1972, shocking and saddening the organization and baseball community. He was inducted into the Mets Hall of Fame in 1982.

41

Tom Seaver's #41 was retired in a ceremony that took place in a special tribute at Shea Stadium on July 24, 1988. Seaver won three Cy Young Awards and was a nine-time All-Star with the Mets. "The Franchise" won 20 or more games four times with the Mets. He earned Rookie of the Year honors in 1967. Seaver was 25-7 in 1969 to help the Mets capture the World Series. He ranks first in team history in wins (198), complete games (171), ERA (2.57), strikeouts (2,541), and shutouts (44) after pitching with New York from 1967-1977 and returning for one final year in 1983. He was elected to the Baseball Hall of Fame in 1992 with the highest percentage (98.84) in Hall of Fame history at the time. Seaver was inducted into the Mets Hall of Fame in 1988.

31

The Mets retired Mike Piazza's #31 on July 30, 2016. Piazza became the second player to have his number retired joining Tom Seaver. Piazza was elected to the Baseball Hall of Fame in 2016. He was inducted into the Mets Hall of Fame in 2013. Piazza hit 220 home runs and had 655 RBI during his Mets career (1998-2005). He was a seven-time All-Star with the Mets and helped guide the club to back-to-back playoff appearances in 1999-2000. Piazza has the highest slugging percentage (.542) in team history and is third in home runs and RBI. His 396 home runs are the most by a catcher in the history of the game. Piazza hit a game-winning home run vs. Atlanta on September 21, 2001 in the first game in NYC after the 9/11 attacks helping to lift the spirits of the city.

36

Originally scheduled for 2020, the Mets retired Jerry Koosman's #36 on August 28, 2021. Koosman, who is the winningest left-hander in team history (140 wins), became the third player to have his number retired by the Mets, joining Tom Seaver (#41) and Mike Piazza (#31). Koosman ranks second in team history in starts (346), complete games (108), innings (2,544.2) and shutouts (26), third in wins (140) and strikeouts (1,799) and sixth in ERA (3.09). He won two games during the '69 World Series vs. Baltimore, including the deciding Game 5 and was 4-0 in the playoffs with the Mets. Koosman signed with the Mets in 1964 when he was scouted when he was pitching with the Army. He played for the Mets from 1967-1978.

17

The Mets will retire Keith Hernandez's #17 on July 9, 2022. Hernandez was elected to the Mets Hall of Fame in 1997, ranks second in team history in batting average (.297) and earned six Rawlings Gold Gloves with the Mets, the most in franchise history. Hernandez led the NL in fielding percentage in 1985 and 1986 with the Mets, won 11 Gold Gloves overall and is a member of the Rawlings Gold Glove Hall of Fame. He was named to five All-Star teams during his career and ranks fourth in club history in on-base percentage (.387) and 10th in RBI (468). On May 6, 1987, his teammates elected him the first captain in Mets history. Hernandez slashed .310/.446/.413 with 34 doubles, 13 homers, 83 RBI and a NL-leading 94 walks in 1986. He delivered three RBI in Game 7 of the 1986 World Series.

METS RETIRED NUMBERS



On April 15, 1997 in a historic ceremony at Shea Stadium, acting commissioner Bud Selig announced the retirement of Jackie Robinson's #42 throughout Major League Baseball. "The day Jackie Robinson stepped on a major league field will forever be remembered as baseball's proudest moment," said Selig during the ceremony as he stood side-by-side with Jackie's widow Rachel and President Bill Clinton. "Major League Baseball is retiring #42 in tribute to his great achievements and for the significant contributions he made to society. Number 42 belongs to Jackie Robinson for the ages."



On April 8, 2008, in the final home opener in Shea Stadium's history, the Mets honored William A. Shea, the man for whom their previous ballpark was named after, by placing the name "Shea" alongside the retired numbers. Thirty members of the Shea family spanning three generations took part in the celebration. Shea was an attorney and the driving force to bring National League baseball back to New York City after the departure of the New York Giants and Brooklyn Dodgers in 1957. He spearheaded New York City Mayor Robert Wagner's four-man baseball task force, which helped form the proposed rival Continental League. Major League Baseball granted New York a National League expansion franchise in 1960 and the Continental League agreed to disband. Shea was inducted into the Mets Hall of Fame in 1983. He died at age 84 on October 2, 1991.



Ralph Kiner, one of the most beloved figures in franchise history, passed away on February 6, 2014 at age 91. An original Met, Kiner announced games on television and radio for 52 years. On Opening Day, 2014, the Mets unveiled a commemorative logo on the left field wall and wore a patch on their uniforms during the season. He educated and entertained generations of Mets fans, and his post-game show "Kiner's Korner" was an integral part of Mets lore. He joined the Mets broadcast booth after a 10-year Hall-of-Fame career with the Pittsburgh Pirates. He was inducted into the Mets Hall of Fame in 1984. The television booth at Shea Stadium was dedicated in his honor on August 16, 2002 and SNY's booth at Citi Field bears Kiner's name.

METS HALL OF FAME & MUSEUM

The Mets Hall of Fame and Museum at Citi Field is the home for six decades of Mets history. Located adjacent to the Jackie Robinson Rotunda, the museum is a virtual walk down memory lane, featuring a treasure trove of artifacts and images. Its interactive touch-screen exhibits showcase video and audio highlights of the franchise's signature moments.



Citi Field's VIP entrances are named after individuals who made an indelible mark on the club and whose numbers have been retired. First Base VIP honors Gil Hodges, the manager who led the Mets to their first World Championship in 1969. Third Base VIP recognizes Tom Seaver, the Hall of Fame pitcher and Mets leader in wins, earned run average and strikeouts. Left Field VIP is named after Casey Stengel, the first manager in Mets history.

Photographic imagery of famous Mets and historic moments are displayed inside Citi Field along the concourses and outside the ballpark with banners on Mets plaza, in the parking lots and encasing the ramp in left field. More than 27,000 bricks outside the Rotunda on the Citi Field Fanwalk pay tribute to the Mets, their fans and the Amazin' Moments in team history.

The original Home Run Apple from 1981 is one of the most popular attractions at Citi Field and its position on Mets Plaza serves as a meeting spot for many fans.

1964 ALL-STAR GAME

The National League posted its seventh straight All-Star Game victory with a 7-4 win over the American League on July 7, 1964 at Shea Stadium. The All-Star Game ended in dramatic fashion as Philadelphia's Johnny Callison stroked a three-run, walk-off home run in the bottom of the ninth inning off Boston's Dick Radatz to cap a four-run frame for the NL. San Francisco's Willie Mays started the ninth inning rally with a walk and stolen base. He scored on an infield single by teammate Orlando Cepeda's hit and an error by Yankees first baseman Joe Pepitone. The Cardinals' Curt Flood ran for Cepeda and Cincinnati's Johnny Edwards followed with a walk. Two outs later, Callison sent National League fans home happy. Ron Hunt became the first Met to start an All-Star Game with his appearance at second base. Hunt went 1-3 with a single. The AL jumped out on top, 1-0, in the first inning on an RBI single by Minnesota's Harmon Killebrew off Los Angeles'



Don Drysdale. The Cubs' Billy Williams and St. Louis' Ken Boyer each belted solo home runs in the bottom of the fourth off Kansas City's John Wyatt to give the National League a 2-1 lead. The NL extended its lead to 3-1 in the fifth when Pittsburgh's Roberto Clemente singled and scored from first on a two-out double by the Cardinals' Dick Groat. The American League tied the contest up, 3-3, in the sixth when the Yankees' Mickey Mantle and Killebrew opened the frame with singles. One out later, Baltimore's Brooks Robinson tripled both runs home as Mays just missed what would have been a spectacular diving catch. The AL retook a one-run lead in the seventh inning. The Yankees' Elston Howard was hit by a pitch and Kansas City's Rocky Colavito laced a pinch-hit double to put runners at second and third. The Angels' Jim Fregosi lofted a sacrifice fly to center to score Howard. Boyer finished 2-4 for the NL while Killebrew was 3-4 and Robinson went 2-4 for the AL.

AMERICAN LEAGUE	1	0	0	0	0	2	1	0	0	-	4	9	1
NATIONAL LEAGUE	0	0	0	2	1	0	0	0	4	-	7	8	0

A M E R I C A N

	AB	R	H	RBI	BB	SO	PO	A
Fregosi, ss	4	1	1	1	0	1	4	1
Oliva, rf	4	0	0	0	0	1	0	0
Radatz, p	1	0	0	0	0	1	0	0
Mantle, cf	4	1	1	0	0	2	2	0
Hall, cf	0	0	0	0	0	0	0	0
Killebrew, lf	4	1	3	1	0	0	0	0
Hinton, lf	0	0	0	0	0	0	0	0
Allison, 1b	3	0	0	0	1	2	9	0
Pepitone, pr/1b	0	0	0	0	0	0	1	0
Robinson, 3b	4	0	2	2	0	0	1	2
Richardson, 2b	4	0	1	0	0	1	0	4
Howard, c	3	1	0	0	0	2	9	0
Chance, p	1	0	0	0	0	0	0	1
Wyatt, p	0	0	0	0	0	0	0	1
Siebern, ph	1	0	0	0	0	0	0	0
Pascual, p	0	0	0	0	0	0	0	1
Colavito, ph/rf	2	0	1	0	0	0	0	0
Totals	35	4	9	4	1	10	26	10

E: Pepitone (1). 2B: Colavito (1 off Farrell).
3B: Robinson (1 off Short). SF: Fregosi (1 off Farrell).
HBP: Howard (1 by Farrell)

N A T I O N A L

	AB	R	H	RBI	BB	SO	PO	A
Clemente, rf	3	1	1	0	0	1	1	0
Short, p	0	0	0	0	0	0	0	1
Farrell, p	0	0	0	0	0	0	0	0
White, ph	1	0	0	0	0	1	0	0
Marichal, p	0	0	0	0	0	0	0	0
Groat, ss	3	0	1	1	0	1	0	0
Cardenas, pr/ss	1	0	0	0	0	1	1	0
Williams, lf	4	1	1	1	0	0	1	0
Mays, cf	3	1	0	0	1	0	7	0
Cepeda, 1b	4	0	1	0	0	0	6	0
Flood, pr	0	1	0	0	0	0	0	0
Boyer, 3b	4	1	2	1	0	1	0	2
Torre, c	2	0	0	0	0	0	5	0
Edwards, c	1	1	0	0	1	1	5	0
Hunt, 2b	3	0	1	0	0	1	1	0
Aaron, ph	1	0	0	0	0	1	0	0
Drysdale, p	0	0	0	0	0	0	0	3
Stargell, ph	1	0	0	0	0	0	0	0
Bunning, p	0	0	0	0	0	0	0	0
Callison, ph/rf	3	1	1	3	0	0	0	0
Totals	34	7	8	6	2	8	27	6

PB: Torre (1). 2B: Groat (1 off Pascual). HR: Williams (1-4th inning off Wyatt); Boyer (1-4th inning off Wyatt); Callison (1-9th inning off Radatz).
IBB: Edwards (1 by Radatz). SB: Mays (1)

AMERICAN LEAGUE	IP	H	HR	R	ER	BB	K
Chance	3.0	2	0	0	0	0	2
Wyatt	1.0	2	2	2	2	0	0
Pascual	2.0	2	0	1	1	0	1
Radatz, L (0-1)	2.2	2	1	4	4	2	5
Totals	8.2	8	3	7	7	2	8

NATIONAL LEAGUE	IP	H	HR	R	ER	BB	K
Drysdale	3.0	2	0	1	0	0	3
Bunning	2.0	2	0	0	0	0	4
Short	1.0	3	0	2	2	0	1
Farrell	2.0	2	0	1	1	1	1
Marichal, W (1-0)	1.0	0	0	0	0	0	1
Totals	9.0	9	0	4	3	1	10

WP: Drysdale (1). HBP: Farrell (1-Howard). IBB: Radatz (1-Edwards) Time of Game: 2:37. Attendance: 50,850.
Umpires: Ed Sudol (NL), Joe Paparella (AL), Frank Secory (NL), Nestor Chylak (AL), Al Salerno (AL), Doug Harvey (NL)

2013 ALL-STAR GAME

The Mets hosted their second All-Star Game in team history on July 16, 2013 at Citi Field and the American League pushed across single runs in the fourth, fifth and eighth innings to come away with a 3-0 victory over the National League...A sellout crowd of 45,186 witnessed the event, the first All-Star Game in Queens since the 1964 contest at Shea...New York was represented by 24-year old RHP Matt Harvey who started for the NL, third baseman David Wright, who became the second Met to start an All-Star Game on his own field, and Manager Terry Collins, who was a coach for the third time...Harvey worked 2.0 scoreless innings, racking up three strikeouts, including Miguel Cabrera, while yielding just one hit...Harvey became the third pitcher in team history to start an All-Star Game, joining Tom Seaver (1970) and Dwight Gooden (1986,



1988)...The last pitcher to start an All-Star Game in his home park was Roger Clemens in 2004 at Houston... Wright, who was 1-3 and picked up one of three NL

hits (a seventh inning single), was selected to his seventh All-Star Game and it was his fifth start, tying Darryl Strawberry for the second-most in team history...Wright's seven All-Star appearances are tied for second-most in franchise history with Piazza and Strawberry...Chicago's Chris Sale worked 2.0 perfect innings to pick up the win for the AL...Cleveland's Jason Kipnis, Toronto's José Bautista and Baltimore's J.J. Hardy knocked in the runs for the American League...The Yankees' Mariano Rivera took home MVP honors after receiving a standing ovation from both teams and the entire stadium when he entered the game in the eighth inning...Rivera retired all three hitters he faced.

AMERICAN LEAGUE	0	0	0	1	1	0	0	1	0	-	3	9	0
NATIONAL LEAGUE	0	0	0	0	0	0	0	0	0	-	0	3	0

A M E R I C A N

N A T I O N A L

	AB	R	H	RBI	BB	SO	PO	A
Trout, lf-cf	3	0	1	0	0	0	1	0
Hunter, ph-cf	1	0	0	0	0	0	0	0
Cano, 2b	0	0	0	0	0	0	0	0
Pedroia, pr-2b	2	0	0	0	0	1	1	2
Kipnis, 2b	1	0	1	1	0	0	1	1
Cabrera, 3b	3	1	1	0	0	1	1	3
Machado, 3b	1	0	0	0	0	1	0	1
Davis, 1b	3	0	1	0	0	1	7	1
Fielder, 1b	1	0	1	0	0	0	3	0
Bautista, rf	1	0	0	1	0	1	0	0
Cruz, rf	1	0	0	0	1	0	0	0
Ortiz, dh	2	0	0	0	0	0	0	0
Encarnacion, ph	2	0	0	0	0	0	0	0
Jones, cf	3	1	1	0	0	2	2	0
Gordon, lf	1	0	0	0	0	0	1	0
Mauer, c	2	0	1	0	0	0	4	0
Perez, c	1	1	1	0	0	0	1	1
Hardy, ss	2	0	0	1	0	0	1	1
Peralta, ss	1	0	1	0	0	0	0	1
Scherzer, p	0	0	0	0	0	0	1	0
Sale, p	0	0	0	0	0	0	0	1
Hernandez, p	0	0	0	0	0	0	0	0
Moore, p	0	0	0	0	0	0	0	0
Balfour, p	0	0	0	0	0	0	0	0
Holland, p	0	0	0	0	0	0	0	0
Cecil, p	0	0	0	0	0	0	0	0
Delabar, p	0	0	0	0	0	0	0	0
Rivera, p	0	0	0	0	0	0	0	0
Nathan, p	0	0	0	0	0	0	0	0
Totals	31	3	9	3	1	7	27	11

	AB	R	H	RBI	BB	SO	PO	A
Phillips, 2b	2	0	0	0	0	0	1	2
Carpenter, 2b	2	0	0	0	0	0	1	2
Beltrán, rf	2	0	1	0	0	0	0	2
McCutchen, pr-cf	2	0	0	0	0	2	1	0
Votto, 1b	2	0	0	0	0	1	1	0
Goldschmidt, 1b	2	0	1	0	0	0	6	0
Wright, 3b	3	0	1	0	0	0	0	0
Alvarez, 3b	1	0	0	0	0	0	0	0
Gonzalez, lf	2	0	0	0	0	1	1	0
Brown, lf	1	0	0	0	0	1	0	0
Molina, c	2	0	0	0	0	0	3	0
Posey, c	1	0	0	0	0	1	4	0
Tulowitzki, ss	2	0	0	0	0	1	2	2
Segura, ss	1	0	0	0	0	0	1	3
Cuddyer, dh	1	0	0	0	1	0	0	0
Craig, ph	1	0	0	0	0	0	0	0
Harper, cf-rf	2	0	0	0	0	0	4	0
Gomez, rf	1	0	0	0	0	0	0	0
Harvey, p	0	0	0	0	0	0	0	0
Kershaw, p	0	0	0	0	0	0	0	0
Corbin, p	0	0	0	0	0	0	0	0
Lee, p	0	0	0	0	0	0	0	0
Fernandez, p	0	0	0	0	0	0	0	0
Chapman, p	0	0	0	0	0	0	0	0
Kimbrel, p	0	0	0	0	0	0	0	0
Grilli, p	0	0	0	0	0	0	0	0
Totals	30	0	3	0	1	8	27	9

2B: Goldschmidt, SB: McCutchen, WP: Kimbrel, HBP: Harvey

2B: Cabrera, Trout, Kipnis, Jones, 3B: Fielder, SF: Bautista, HBP: Cano.

AMERICAN LEAGUE	IP	H	HR	R	ER	BB	K
Scherzer	1.0	0	0	0	0	0	1
Sale (W)	2.0	0	0	0	0	0	2
Hernandez	1.0	1	0	0	0	0	0
Moore	1.0	0	0	0	0	0	0
Balfour	1.0	0	0	0	0	1	1
Holland	0.1	1	0	0	0	0	0
Cecil	0.1	0	0	0	0	0	1
Delabar	0.1	0	0	0	0	0	1
Rivera	1.0	0	0	0	0	0	0
Nathan (S)	1.0	1	0	0	0	0	2
Totals	9.0	3	0	0	0	1	8

NATIONAL LEAGUE	IP	H	HR	R	ER	BB	K
Harvey	2.0	1	0	0	0	0	3
Kershaw	1.0	0	0	0	0	0	0
Corbin (L)	1.0	2	0	1	1	0	0
Lee	1.0	2	0	1	1	0	0
Fernandez	1.0	0	0	0	0	0	2
Chapman	1.0	0	0	0	0	1	1
Kimbrel	1.0	3	0	1	1	0	1
Grilli	1.0	1	0	0	0	0	0
Totals	9.0	9	0	3	3	1	7

WP: Kimbrel, HBP: Harvey, Time of Game: 3:06, Attendance: 45,186.

Umpires: HP-John Hirschbeck, 1B-Wally Bell, 2B-Larry Vanover, 3B-Paul Emmel, LF-Rob Drake, RF-Chad Fairchild.

METS ALL-STAR SELECTIONS

1962	Richie Ashburn, OF	1986	Gary Carter*, C Sid Fernandez, LHP Dwight Gooden*, RHP Keith Hernandez*, 1B Darryl Strawberry*, OF	2006	Carlos Beltrán*, CF José Reyes+, SS David Wright*, 3B Paul Lo Duca*, C Tom Glavine, LHP Pedro Martinez, RHP
1963	Duke Snider, OF	1987	Gary Carter*, C Sid Fernandez, LHP Keith Hernandez, 1B Darryl Strawberry*, OF Davey Johnson**	2007	Carlos Beltrán*, CF José Reyes+, SS David Wright*, 3B Billy Wagner, LHP
1964	Ron Hunt*, 2B	1988	Gary Carter*, C David Cone, RHP Dwight Gooden*, RHP Darryl Strawberry*, OF	2008	David Wright*, 3B Billy Wagner, LHP
1965	Ed Kranepool, 1B	1989	Howard Johnson*, 3B Darryl Strawberry+, OF	2009	David Wright*, 3B Francisco Rodríguez, RHP Johan Santana, LHP Carlos Beltrán+, OF
1966	Ron Hunt, 2B	1990	John Franco, LHP Darryl Strawberry, OF Frank Viola, LHP	2010	David Wright*, 3B José Reyes+, SS
1967	Tom Seaver, RHP	1991	Howard Johnson, 3B Frank Viola, LHP	2011	Carlos Beltrán*, OF (DH) José Reyes+, SS
1968	Jerry Grote*, C Jerry Koosman, LHP Tom Seaver, RHP	1992	David Cone, RHP	2012	David Wright, 3B R.A. Dickey, RHP Terry Collins, Coach
1969	Cleon Jones*, OF Jerry Koosman, LHP Tom Seaver, RHP	1993	Bobby Bonilla, IF	2013	David Wright*, 3B Matt Harvey*, RHP Terry Collins, Coach
1970	Bud Harrelson*, SS Tom Seaver*, RHP Gil Hodges**	1994	Bret Saberhagen, RHP	2014	Daniel Murphy, 2B
1971	Bud Harrelson, SS Tom Seaver, RHP	1995	Bobby Bonilla, IF/OF	2015	Jacob deGrom, RHP
1972	Willie Mays*, OF Tug McGraw, LHP Tom Seaver, RHP	1996	Todd Hundley, C Lance Johnson, OF	2016	Noah Syndergaard+, RHP Yoenis Céspedes*, OF Jeury's Familia, RHP Bartolo Colón, RHP Terry Collins**
1973	Willie Mays, OF Tom Seaver, RHP	1997	Todd Hundley, C Bobby Jones, P	2017	Michael Conforto, OF
1974	Jerry Grote, C Jon Matlack, LHP Yogi Berra**	1998	Mike Piazza*, C Rick Reed, P	2018	Jacob deGrom, RHP
1975	Jon Matlack, LHP Tom Seaver, RHP	1999	Mike Piazza*, C	2019	Jacob deGrom, RHP Pete Alonso, 1B Jeff McNeil, 2B
1976	Dave Kingman*, OF Jon Matlack, LHP Tom Seaver, RHP	2000	Edgardo Alfonzo, 2B Al Leiter, P Mike Piazza+, C	2021	Jacob deGrom+, RHP Taijuan Walker, RHP
1977	John Stearns, C	2001	Mike Piazza*, C Rick Reed, P Bobby Valentine**		
1978	Pat Zachry, RHP	2002	Mike Piazza*, C		
1979	Lee Mazzilli, OF John Stearns, C	2003	Armando Benitez, RHP		
1980	John Stearns, C	2004	Tom Glavine, LHP Mike Piazza*, C		
1981	Joel Youngblood, OF	2005	Carlos Beltrán*, OF Pedro Martinez, RHP Mike Piazza*, C		
1982	John Stearns, C				
1983	Jesse Orosco, LHP				
1984	Dwight Gooden, RHP Keith Hernandez, 1B Jesse Orosco, LHP Darryl Strawberry*, OF				
1985	Gary Carter+, C Ron Darling, RHP Dwight Gooden, RHP Darryl Strawberry*, OF				

* Starter

** Manager

+ Injured/Did not play

ALL-STAR GAME MOST VALUABLE PLAYER

1975 Jon Matlack, LHP

MLB HOME RUN DERBY CHAMPION

1986 Darryl Strawberry
(co-winner with Wally Joyner)

2019 Pete Alonso

2021 Pete Alonso

NATIONAL AWARD WINNERS

NL CY YOUNG AWARD

- 1969 Tom Seaver
- 1973 Tom Seaver
- 1975 Tom Seaver
- 1985 Dwight Gooden
- 2012 R.A. Dickey
- 2018 Jacob deGrom
- 2019 Jacob deGrom

NL ROOKIE OF THE YEAR

- 1967 Tom Seaver, RHP
- 1972 Jon Matlack, LHP
- 1983 Darryl Strawberry, OF
- 1984 Dwight Gooden, RHP
- 2014 Jacob deGrom, RHP
- 2019 Pete Alonso, 1B

RAWLINGS GOLD GLOVE

- 1970 Tommie Agee, OF
- 1971 Bud Harrelson, SS
- 1980 Doug Flynn, 2B
- 1983 Keith Hernandez, 1B
- 1984 Keith Hernandez, 1B
- 1985 Keith Hernandez, 1B
- 1986 Keith Hernandez, 1B
- 1987 Keith Hernandez, 1B
- 1988 Keith Hernandez, 1B
- 1989 Ron Darling, RHP
- 1997 Rey Ordoñez, SS
- 1998 Rey Ordoñez, SS
- 1999 Rey Ordoñez, SS, Robin Ventura, 3B
- 2006 Carlos Beltrán, OF
- 2007 David Wright, 3B, Carlos Beltrán, OF
- 2008 David Wright, 3B, Carlos Beltrán, OF
- 2014 Juan Lagares, CF

WILSON DEFENSIVE PLAYER OF THE YEAR

- 2012 David Wright, 3B
- 2013 Juan Lagares, OF
- 2015 Jacob deGrom, RHP

LOUISVILLE SILVER SLUGGER TEAM

- 1984 Keith Hernandez, 1B
- 1985 Gary Carter, C
- 1986 Gary Carter, C
- 1988 Darryl Strawberry, OF
- 1989 Howard Johnson, 3B
- 1990 Darryl Strawberry, OF
- 1991 Howard Johnson, 3B
- 1992 Dwight Gooden, P
- 1998 Mike Piazza, C
- 1999 Mike Piazza, C, Edgardo Alfonzo, 2B
- 2000 Mike Piazza, C, Mike Hampton, LHP
- 2001 Mike Piazza, C
- 2002 Mike Piazza, C
- 2006 José Reyes, SS, Carlos Beltrán, OF
- 2007 David Wright, 3B, Carlos Beltrán, OF
- 2008 David Wright, 3B, Carlos Beltrán, OF
- 2016 Yoenis Céspedes, OF

NL CHAMPIONSHIP SERIES MVP

- 2000 Mike Hampton, LHP
- 2015 Daniel Murphy, 2B

WORLD SERIES MVP

- 1969 Al Weis, IF (BBWAA)
Donn Clendenon, 1B (Sport Magazine)
- 1986 Ray Knight, 3B (BBWAA)

PLAYER'S CHOICE NL OUTSTANDING PITCHER

- 2012 R. A. Dickey, RHP
- 2018 Jacob deGrom, RHP
- 2019 Jacob deGrom, RHP

PLAYER'S CHOICE NL COMEBACK PLAYER

- 2008 Fernando Tatis, OF
- 2015 Matt Harvey, RHP

PLAYER'S CHOICE NL OUTSTANDING ROOKIE

- 2014 Jacob deGrom, RHP
- 2019 Pete Alonso, 1B

ALL-MLB TEAM

- 2019 Jacob deGrom, SP (First Team)
Pete Alonso, 1B (First Team)
- 2020 Jacob deGrom, SP (First Team)
Michael Conforto, OF (Second Team)

ROLAIDS RELIEF MAN

- 1990 John Franco, LHP
- 2001 Armando Benitez, RHP

SPORTS ILLUSTRATED MAN OF THE YEAR

- 1969 Tom Seaver

ROBERTO CLEMENTE AWARD

- 1989 Gary Carter
- 2000 Al Leiter
- 2006 Carlos Delgado
- 2016 Curt Schlarb

BRANCH RICKEY AWARD

- 1999 Al Leiter
- 2002 Bobby Valentine
- 2012 R.A. Dickey

MARVIN MILLER MAN OF THE AWARD

- 2016 Curt Schlarb

LOU GEHRIG MEMORIAL AWARD

- 2001 John Franco
- 2016 Curt Schlarb

FISHEL AWARD

- 1998 Jay Horwitz (Public Relations Executive)

TOPPS ROOKIE ALL-STAR TEAM

- 1962** Al Jackson, LHP
- 1963** Jesse Gonder, C
- 1965** Ron Swoboda, OF
- 1966** Cleon Jones, OF
- 1967** Tom Seaver, RHP
- 1968** Jerry Koosman, LHP
Ken Boswell, 2B
- 1972** Jon Matlack, LHP
- 1981** Hubie Brooks, 3B
Mookie Wilson, OF
- 1983** Darryl Strawberry, OF
- 1984** Dwight Gooden, RHP
Mike Fitzgerald, C
- 1985** Roger McDowell, RHP
- 1989** Gregg Jefferies, 2B
- 1992** Todd Hundley, C
Jeff Kent, 2B
- 2000** Jay Payton, OF
- 2001** Tsuyoshi Shinjo, OF
- 2003** Ty Wigginton, 3B
- 2009** Omir Santos, C
- 2014** Travis d'Arnaud, C
- 2015** Michael Conforto, OF
Noah Syndergaard, RHP
- 2019** Pete Alonso, 1B

THE SPORTING NEWS NL ROOKIE OF THE YEAR

- 1968** Jerry Koosman, LHP
- 1972** Jon Matlack, LHP
- 1983** Darryl Strawberry, OF
- 1984** Dwight Gooden, RHP
- 2014** Jacob deGrom, RHP
- 2019** Pete Alonso, 1B

THE SPORTING NEWS EXECUTIVE OF THE YEAR

- 1969** Johnny Murphy
- 1986** Frank Cashen

THE SPORTING NEWS MANAGER OF THE YEAR

- 1969** Gil Hodges
- 2015** Terry Collins

**THE SPORTING NEWS
COMEBACK PLAYER OF THE YEAR**

- 1969** Tommie Agee
- 1986** Ray Knight
- 1999** Rickey Henderson
- 2008** Fernando Tatis
- 2015** Matt Harvey

**BASEBALL AMERICA MINOR LEAGUE
PLAYER OF THE YEAR**

- 1983** Dwight Gooden, RHP
- 1984** Dwight Gooden, RHP
- 1986** Gregg Jefferies, SS
- 1987** Gregg Jefferies, SS

THE SPORTING NEWS NL ALL-STAR TEAM

- 1964** Ron Hunt, 2B
- 1969** Cleon Jones, OF
Tom Seaver, RHP**
- 1971** Bud Harrelson, SS
- 1973** Tom Seaver, RHP
- 1975** Tom Seaver, RHP**
- 1984** Keith Hernandez, 1B
- 1985** Gary Carter, C
Keith Hernandez, 1B
Dwight Gooden, RHP**
- 1986** Gary Carter, C
Keith Hernandez, 1B
- 1988** Darryl Strawberry, OF
- 1989** Howard Johnson, 3B
- 1990** John Franco, LHP
Frank Viola, LHP
- 1998** Mike Piazza, C
- 1999** Mike Piazza, C
Edgardo Alfonzo, 2B
- 2000** Mike Piazza, C
- 2001** Mike Piazza, C
- 2002** Mike Piazza, C
- 2006** José Reyes, SS
David Wright, 3B
Carlos Beltrán, OF
- 2007** David Wright, 3B
- 2008** David Wright, 3B
- 2012** R.A. Dickey, RHP**
- 2016** Yoenis Céspedes, OF
- 2018** Jacob deGrom, RHP**
- 2019** Jacob deGrom, RHP**

**** PITCHER OF THE YEAR**

BASEBALL DIGEST PLAYER OF THE YEAR

- 1969** Tom Seaver, RHP
- 1985** Dwight Gooden, RHP

BASEBALL DIGEST PITCHER OF THE YEAR

- 2018** Jacob deGrom, RHP

BASEBALL DIGEST ROOKIE OF THE YEAR

- 1984** Dwight Gooden, RHP
- 2019** Pete Alonso, 1B

TOPPS ORGANIZATION OF THE YEAR

- 1995**

**BASEBALL AMERICA
EXECUTIVE OF THE YEAR**

- 2015** Sandy Alderson

**BASEBALL AMERICA'S
ORGANIZATION OF THE YEAR**

- 1983**
- 1984**
- 1995**

NATIONAL LEAGUE AWARDS

PLAYER OF THE WEEK

4/29/73	Jerry Koosman	10/6/91	David Cone
6/3/73	Tom Seaver	5/3/92	David Cone (co-winner with Tom Glavine)
6/17/73	Felix Millan	4/18/94	Jeff Kent
9/16/73	Tug McGraw	5/30/94	Bobby Bonilla
9/23/73	Wayne Garrett	7/23/95	Brett Butler
9/1/74	Tug McGraw	5/4/97	Rick Reed
6/15/75	Tom Seaver	5/11/97	Todd Hundley
7/27/75	Dave Kingman	6/22/97	Dave Mlicki
9/7/75	Tom Seaver	9/28/97	John Olerud
6/27/76	Mike Phillips	9/20/98	John Olerud
8/8/76	Joe Torre	8/9/98	John Olerud
4/17/77	Tom Seaver	7/11/99	Mike Piazza
7/31/77	Steve Henderson	7/5/99	Octavio Dotel
5/25/80	Frank Taveras	8/1/99	Robin Ventura
6/8/80	Steve Henderson	4/16/00	Mike Piazza
7/6/80	Neil Allen	4/23/00	Derek Bell
8/10/80	Doug Flynn	9/15/02	Mike Piazza
5/31/81	Dave Kingman	8/24/03	Steve Trachsel
8/23/81	Neil Allen	8/28/05	David Wright
9/20/81	Hubie Brooks	6/11/06	Carlos Beltrán
5/23/82	Randy Jones	6/18/06	José Reyes & David Wright
7/18/82	Dave Kingman	6/25/06	José Reyes
5/8/83	George Foster	4/22/07	Carlos Beltrán
6/19/83	Rusty Staub	8/19/07	Carlos Beltrán
8/7/83	Jesse Orosco	7/13/08	Mike Pelfrey
8/14/83	Jesse Orosco	8/17/08	Johan Santana
6/10/84	Jesse Orosco	9/4/11	David Wright
6/17/84	Hubie Brooks	9/11/11	Jason Bay
7/8/84	Dwight Gooden	5/27/12	R.A. Dickey
7/22/84	Darryl Strawberry	6/3/12	Johan Santana
9/9/84	Dwight Gooden (co-winner with Bruce Sutter)	4/14/13	Matt Harvey
7/14/85	Keith Hernandez	7/21/13	Juan Lagares
7/21/85	Darryl Strawberry	9/1/13	Daniel Murphy
8/4/85	Dwight Gooden	7/24/14	Jacob deGrom
8/11/85	Darryl Strawberry	6/7/15	Jacob deGrom (co-winner with Clayton Kershaw)
9/8/85	Gary Carter	8/2/15	Noah Syndergaard & Lucas Duda
9/22/85	Dwight Gooden	9/6/15	Bartolo Colón
6/8/86	George Foster	9/13/15	Yoenis Céspedes
7/13/86	Lenny Dykstra	5/8/16	Bartolo Colón (co-winner with Ben Zobrist)
8/10/86	Keith Hernandez	5/22/16	Noah Syndergaard
5/1/88	Keith Hernandez	8/28/16	Asdrúbal Cabrera
9/11/88	Gregg Jefferies	6/18/17	Jacob deGrom
9/25/88	Kevin McReynolds	5/5/19	Noah Syndergaard
6/25/89	Howard Johnson	6/23/19	Pete Alonso
10/1/89	Sid Fernandez	8/4/19	Noah Syndergaard
6/10/90	Darryl Strawberry		
4/14/91	Dwight Gooden		

PLAYER OF THE MONTH

JUNE 1970	Tommie Agee
APRIL 1973	Jerry Koosman
JULY 1975	Dave Kingman
JULY 1985	Keith Hernandez
SEPTEMBER 1985	Gary Carter
SEPTEMBER 1987	Darryl Strawberry
SEPTEMBER 1988	Kevin McReynolds
JUNE 1989	Howard Johnson
SEPTEMBER 1991	Howard Johnson
JUNE 2006	David Wright
APRIL 2007	José Reyes
JUNE 2010	David Wright

ROOKIE OF THE MONTH

MAY 2011	Justin Turner
JULY 2014	Jacob deGrom
SEPTEMBER 2014	Jacob deGrom
MAY 2016	Steven Matz
APRIL 2019	Pete Alonso
JUNE 2019	Pete Alonso
SEPTEMBER 2019	Pete Alonso

RELIEVER OF THE MONTH

JULY 2007	Billy Wagner
JULY 2019	Seth Lugo

PITCHER OF THE MONTH

JUNE 1975	Tom Seaver
APRIL 1977	Tom Seaver
JULY 1980	Pat Zachry
AUGUST 1983	Jesse Orosco
JUNE 1984	Ron Darling
SEPTEMBER 1984	Dwight Gooden
SEPTEMBER 1985	Dwight Gooden
APRIL 1986	Dwight Gooden
APRIL 1987	Sid Fernandez
MAY 1988	David Cone
SEPTEMBER 1990	Dwight Gooden
JULY 1994	Bret Saberhagen
MAY 1997	Bobby Jones
JUNE 1999	Al Leiter
JUNE 2000	Al Leiter
APRIL 2007	John Maine
SEPTEMBER 2008	Johan Santana
APRIL 2009	Johan Santana
JUNE 2012	R.A. Dickey
APRIL 2013	Matt Harvey
APRIL 2021	Jacob deGrom
JUNE 2021	Jacob deGrom

LONGEST METS HITTING STREAKS

#	Player	Dates
30	Moises Alou	8/23 - 9/26/07
26	Wilson Ramos	8/3 - 9/3/19
	David Wright	9/17/06 - 4/19/07
24	Mike Piazza	5/25 - 6/22/99
	Hubie Brooks	5/1 - 6/1/84
23	Cleon Jones	8/25 - 9/25/70
	Mike Vail*	8/22 - 9/15/75
	John Olerud	7/19 - 8/9/98
21	Mike Piazza	6/7 - 7/3/00
20	Tommie Agee	4/16 - 5/9/70
	Edgardo Alfonzo	6/10 - 7/10/97
	Cliff Floyd	4/8 - 5/4/05
	Butch Huskey	8/22 - 9/13/97
	José Reyes	7/17 - 8/7/05
	David Wright	9/14/07 - 4/2/08
19	Tommie Agee	6/22 - 7/8/70
	Lee Mazzilli	8/28 - 9/18/79
	Felix Millan	7/5 - 7/26/75
18	Ed Kranepool	7/11 - 8/5/75
	Lee Mazzilli	6/18 - 7/10/80
	Felix Millan	7/13 - 8/1/73
	José Reyes	5/15 - 6/2/08
	Darryl Strawberry	6/8 - 6/29/90
	Frank Thomas	5/12 - 5/30/62

* = rookie

METS ALL-TIME ROSTER (1,111)

A (50)

AARDSMA, David 2013 (RHP)
AASE, Don 1989 (RHP)
ABBOTT, Kurt 2000 (SS)
ABREU, Bobby 2014 (OF)
ACEVEDO, Juan 1997 (RHP)
ACOSTA, Manny 2010–2012 (RHP)
ADKINS, Jon 2007 (RHP)
AGBAYANI, Benny 1998–2001 (OF)
AGEE, Tommie 1968–1972 (OF)
AGUILA, Chris 2008 (OF)
AGUILERA, Rick 1985–1989 (RHP)
AKER, Jack 1974 (RHP)
ALEXANDER, Manny 1997 (IF)
ALFONZO, Edgardo 1995–2002 (IF)
ALLEN, Neil 1979–1983 (RHP)
ALLENSWORTH, Jermaine 1998–99 (OF)
ALMON, Bill 1980, 1987 (IF)
ALMORA, Albert Jr. 2021 (OF)
ALMONTE, Edwin 2003 (RHP)
ALOMAR, Roberto, 2002–2003 (2B)
ALOMAR, Sandy 1967 (SS)
ALOMAR, Sandy Jr. 2007 (C)
ALONSO, PETE 2019–(IF)
ALOU, Jesus 1975 (OF)
ALOU, Moises 2007–2008 (OF)
ALTHERR, Aaron 2019 (OF)
ALTMAN, George 1964 (OF)
ALVARADO, Luis 1977 (2B)
ALVAREZ, Dario 2014–2016 (LHP)
AMBRES, Chip 2007 (OF)
ANDERSON, Craig 1962–1964 (RHP)
ANDERSON, Jason 2003 (RHP)
ANDERSON, Marlon 2005, 2007–09 (IF)
ANDERSON, Rick 1986 (RHP)
ANKIEL, Rick 2013 (OF)
AOKI, Norichika 2017 (OF)
APODACA, Bob 1973–1979 (RHP)
APPIER, Kevin 2001 (RHP)
ARIAS, Joaquin 2010 (IF)
ARMAS, Tony Jr. 2008 (RHP)
ARRIGO, Gerry 1966 (LHP)
ASHBURN, Richie 1962 (OF)
ASHFORD, Tucker 1983 (IF)
ASPROMONTE, Bob 1971 (IF)
ASTACIO, Pedro 2002–2003 (RHP)
ATCHINSON, Scott 2013 (RHP)
AVILÁN, Luis 2019 (RHP)
AYALA, Benny 1974–1976 (OF)
AYALA, Luis 2008 (RHP)
AYBAR, Manny 2005 (RHP)

B (110)

BACKMAN, Wally 1980–1988 (IF)
BACSIK, Mike 2002–2003 (LHP)
BAERGA, Carlos 1996–1998 (IF)
BÁEZ, Javier 2021 (IF)
BAEZ, Kevin 1990, 1992–1993 (IF)
BAILOR, Bob 1981–1983 (IF)
BALDWIN, Billy 1976 (OF)
BALDWIN, James 2004 (RHP)
BALDWIN, Rick 1975–1977 (RHP)
BANDA, Anthony, 2021 (LHP)
BANNISTER, Brian 2006 (RHP)
BARAJAS, Rod 2010 (C)
BARNES, Jacob 2021 (RHP)
BARNES, Lute 1972–1973 (IF)
BARRY, Jeff 1995 (OF)

BASHLOR, Tyler 2018–2019 (RHP)
BASS, Kevin 1992 (OF)
BASTARDO, Antonio 2016 (LHP)
BATISTA, Miguel 2011–2012 (RHP)
BAUMANN, Buddy 2018 (LHP)
BAUTA, Ed 1963–1964 (RHP)
BAUTISTA, Gerson 2018 (RHP)
BAUTISTA, José 2018 (OF)
BAXTER, Mike 2011–2013 (OF)
BAY, Jason 2010–2012 (OF)
BEANE, Billy 1984–1985 (OF)
BEARNARTH, Larry 1963–1966 (RHP)
BEATO, Pedro 2011–2012 (RHP)
BEATTY, Blaine 1989–1991 (LHP)
BEAUCHAMP, Jim 1972–1973 (1B)
BECK, Chris 2018 (RHP)
BECKER, Rich 1998 (OF)
BELL, Derek 2000 (OF)
BELL, Gus 1962 (OF)
BELL, Heath 2004–2006 (RHP)
BELL, Jay 2003 (IF)
BELTRÁN, Carlos 2005–2011 (OF)
BELTRAN, Rigo 1998–1999 (LHP)
BENITEZ, Armando 1999–2003 (RHP)
BENNETT, Dennis 1967 (LHP)
BENNETT, Gary 2001 (C)
BENSON, Kris 2004 (RHP)
BENTON, Butch 1978–1980 (C)
BERENGUER, Juan 1978–1980 (RHP)
BERENYI, Bruce 1984–1986 (RHP)
BERNARD, Dwight 1978–1979 (RHP)
BERRA, Yogi 1965 (C)
BERROA, Angel 2009 (IF)
BETANCES, Dellin 2020–2021 (RHP)
BETHKE, Jim 1965 (RHP)
BIESER, Steve 1997 (OF)
BIRKBECK, Mike 1995 (RHP)
BISHOP, Mike 1983 (C)
BLAIR, Willie 1998 (RHP)
BLACK, Vic 2013–2014 (RHP)
BLANCO, Henry 2010 (C)
BLANKENHORN, TRAVIS 2021–(IF)
BLEVINS, Jerry 2015–2018 (LHP)
BLOCKER, Terry 1985 (OF)
BOCHY, Bruce 1982 (C)
BOGAR, Tim 1993–1996 (IF)
BOHANON, Brian 1997–1998 (LHP)
BOISCLAIR, Bruce 1974, 1976–79 (OF)
BOITANO, Dan 1981 (RHP)
BOMBACK, Mark 1980 (RHP)
BONILLA, Bobby 1992–95, 1999 (IF)
BORDICK, Mike 2000 (SS)
BORLAND, Toby 1997 (RHP)
BOSCH, Don 1967–1968 (OF)
BOSTICK, Akeem 2021 (RHP)
BOSTON, Daryl 1990–1992 (OF)
BOSWELL, Ken 1967–1974 (2B)
BOTTALICO, Ricky 2004 (RHP)
BOUCHEE, Ed 1962 (1B)
BOWA, Larry 1985 (SS)
BOYER, Blaine 2011 (RHP)
BOYER, Ken 1966–1967 (3B)
BRACH, Brad 2019–2020 (RHP)
BRADFORD, Chad 2006 (RHP)
BRADFORD, Chasen 2017 (RHP)
BRADLEY, Mark 1983 (OF)
BRAGG, Darren 2001 (OF)
BRAZELL, Craig 2004 (IF)
BRESSOUD, Ed 1966 (SS)
BROADWAY, Lance 2009 (RHP)
BROGNA, Rico 1994–1996 (1B)

BROOKS, Hubie 1980–84, 1991 (IF)
BROSS, Terry 1991 (RHP)
BROXTON, Keon 2019 (OF)
BROWN, Andrew 2013–2014 (OF)
BROWN, Emil 2009 (OF)
BROWN, Kevin 1990 (LHP)
BROWN, Leon 1976 (OF)
BRUCE, Jay 2016–2018 (OF)
BRUHERT, Mike 1978 (RHP)
BUCHANAN, Brian 2004 (OF)
BUCHER, Jerry 1967–1968 (2B)
BUCHHOLTZ, Taylor 2011 (RHP)
BUCK, John 2013 (C)
BUFORD, Damon 1995 (OF)
BURGOS, Ambiorix 2007 (RHP)
BURKE, Greg 2013 (RHP)
BURKE, Tim 1991–1992 (RHP)
BURNITZ, Jeremy 1993–94, 02–03 (OF)
BURREIGHT, Larry 1963–1964 (IF)
BURRIS, Ray 1979–1980 (RHP)
BUTLER, Brett 1995 (OF)
BYRD, Marlon 2013 (OF)
BYRD, Paul 1995–1996 (RHP)
BYRDAK, Tim 2011–2013 (LHP)

C (87)

CABRERA, Asdrúbal 2016–2018 (IF)
CAIRO, Miguel 2005 (IF)
CALLAHAN, Jamie 2017 (RHP)
CAMERON, Mike 2004–2005 (OF)
CAMMACK, Eric 2000 (RHP)
CAMPBELL, Eric 2014–2016 (1B)
CANCEL, Robinson 2008–2009 (C)
CANDELARIA, John 1987 (LHP)
CANGELOSI, John 1994 (OF)
CANNIZZARO, Chris 1962–1965 (C)
CANÓ, ROBINSON 2019–(IF)
CAPRA, Buzz 1971–1973 (RHP)
CAPUANO, Chris 2011 (LHP)
CARDENAL, Jose 1979–1980 (OF)
CARLYLE, Buddy 2014–2015 (RHP)
CARDWELL, Don 1967–1970 (RHP)
CARMEL, Duke 1963 (1B)
CARR, Chuck 1990–1991 (OF)
CARRASCO, CARLOS 2021–(RHP)
CARRASCO, D.J. 2011–2012 (RHP)
CARREON, Mark 1987–1991 (OF)
CARSON, Rob 2012–2013 (LHP)
CARTER, Chris 2010 (OF)
CARTER, Gary 1985–1989 (C)
CASANOVA, Raul 2008 (C)
CASTILLO, Alberto 1995–1998 (C)
CASTILLO, Juan 1994 (RHP)
CASTILLO, Luis 2007–2010 (IF)
CASTILLO, Tony 1991 (LHP)
CASTRO, MIGUEL 2020–(RHP)
CASTRO, Ramon 2005–2009 (C)
CATALANOTTO, Frank 2010 (OF)
CECCHINI, Gavin 2016–2017 (IF)
CECILIANI, Darrell 2015 (OF)
CEDENO, Roger 1999, 2002–03 (OF)
CEDENO, Ronny 2012 (IF)
CENTENO, Juan 2013–2014 (C)
CERDA, Jamie 2002–2003 (LHP)
CERONE, Rick 1991 (C)
CÉSPEDES, Yoenis 2015–2020 (OF)
CHACON, Elio 1962 (IF)
CHANCE, Dean 1970 (RHP)
CHAPMAN, Kelvin 1979, 1984–85 (IF)
CHARLES, Ed 1967–1969 (3B)

CHAVEZ, Endy 2006-2008 (OF)
 CHEN, Bruce 2001-2002 (LHP)
 CHILES, Rich 1973 (OF)
 CHITI, Harry 1962 (C)
 CHRINOS, Robinson 2020 (C)
 CHRISTENSEN, John 1984-1985 (OF)
 CHRISTENSEN, McKay 2002 (OF)
 CHRISTOPHER, Joe 1962-1965 (OF)
 CHURCH, Ryan 2008-2009 (OF)
 CISCO, Galen 1962-1965 (RHP)
 CLARK, Brady 2002, 2008 (OF)
 CLARK, Mark 1996-1997 (RHP)
 CLARK, Tony 2003 (IF)
 CLENDENON, Donn 1969-1971 (1B)



Donn Clendenon

CLINES, Gene 1975 (OF)
 CLIPPARD, Tyler 2015 (RHP)
 CLONTZ, Brad 1998 (RHP)
 COLEMAN, Clarence 1962-63, 1966 (C)
 COLEMAN, Vince 1991-1993 (OF)
 COLLAZO, Willie 2007 (LHP)
 COLLINS, Kevin 1965, 1967-69 (IF)
 COLÓN, Bartolo 2014-2016 (RHP)
 CONE, David 1987-92, 2003 (RHP)
 CONFORTO, Michael 2015-2021 (OF)
 CONINE, Jeff 2007 (1B)
 CONLON, P.J. 2018 (LHP)
 CONNORS, Bill 1967-1968 (RHP)
 COOK, Cliff 1962-1963 (OF)
 COOK, Dennis 1998-2001 (LHP)
 COPELAND, Scott 2018 (RHP)
 CORA, Alex 2009-2010 (IF)
 CORCORAN, Tim 1986 (1B)
 CORDELL, Ryan 2020 (OF)
 COREY, Mark 2001-2002 (RHP)
 CORNEJO, Mardie 1978 (RHP)
 CORNELIUS, Reid 1995 (RHP)
 COWAN, Billy 1965 (OF)
 COWGILL, Collin 2013 (OF)
 CRAIG, Roger 1962-1963 (RHP)
 CRAM, Jerry 1974-1975 (RHP)
 CRAWFORD, Joe 1997 (LHP)
 CUBBAGE, Mike 1981 (IF)
 CUDDYER, Michael 2015 (OF)

D (45)

D'AMICO, Jeff 2002 (RHP)
 d'ARNAUD, Travis 2013-2019 (C)
 DARENSBOURG, Vic 2004 (LHP)
 DARLING, Ron 1983-1991 (RHP)
 DAUBACH, Brian 2005 (OF)
 DAVIAULT, Ray 1962 (RHP)

DAVIS, Ike 2010-2014 (1B)
DAVIS, J.D. 2019- (OF)
 DAVIS, Kane 2002 (RHP)
 DAVIS, Rajai 2019 (OF)
 DAVIS, Tommy 1967 (OF)
 DE AZA, Alejandro 2016 (OF)
deGROM, JACOB 2014- (RHP)
 DeJEAN, Mike 2004-2005 (RHP)
 DeMERIT, John 1962 (OF)
 DESSENS, Elmer 2009-2010 (RHP)
 DePASTINO, Joe 2003 (C)
 DELGADO, Carlos 2006-2009 (1B)
 DELGADO, Wilson 2004 (IF)
 den DEKKER, Matt 2013-2014, 2018 (OF)
 DENEHY, Bill 1967 (RHP)
 DEWEY, Mark 1992 (RHP)
 DIAZ, Carlos 1982-1983 (LHP)
DÍAZ, EDWIN 2019- (RHP)
 DIAZ, Mario 1990 (IF)
 DIAZ, Victor 2004-2006 (OF)
DÍAZ, YENNSY 2021- (RHP)
 DICKEY, R.A. 2010-2012 (RHP)
 DIFELICE, Mike 2005-2007 (C)
 DiLAURO, Jack 1969 (LHP)
 DILLON, Steve 1963-1964 (LHP)
 DIPOTO, Jerry 1995-1996 (RHP)
 DONNELLS, Chris 1991-1992 (IF)
 DOTEL, Octavio 1999 (RHP)
 DOZIER, Brian 2020 (IF)
 DOZIER, D.J. 1992 (OF)
 DRAKE, Sammy 1962 (2B)
 DRAPER, Mike 1993 (RHP)
 DRURY, Brandon 2021 (IF)
 DUDA, Lucas 2010-2017 (1B)
 DUNCAN, Jeff 2003-2004 (OF)
 DUNSTON, Shawon 1999 (OF)
 DWYER, Jim 1976 (OF)
 DYER, Duffy 1968-1974 (C)
 DYKSTRA, Lenny 1985-1989 (OF)

E (21)

EASLEY, Damion 2007-2008 (IF/OF)
 EDENS, Tom 1987 (RHP)
 EDGIN, Josh 2012-2017 (LHP)
 EGBERT, Jack 2012 (RHP)
 EICKHOFF, Jerad 2021 (RHP)
 EILERS, Dave 1965-1966 (RHP)
 ELLIOT, Larry 1964, 1966 (OF)
 ELLIS, Dock 1979 (RHP)
 ELSTER, Kevin 1986-1992 (SS)
 EMAUS, Brad 2011 (IF)
 ERICKSON, Scott 2004 (RHP)
 ESCOBAR, Alex 2001 (OF)
 ESPINOSA, Nino 1974-1978 (RHP)
 ESPINOZA, Alvaro 1996 (IF)
 ESTES, Shawn 2002 (LHP)
 ESTRADA, Chuck 1967 (RHP)
 ESTRADA, Francisco 1971 (C)
 EVANS, Nick 2008-2011 (OF)
 EVANS, Phil 2017-2018 (INF)
 EVELAND, Dana 2014 (LHP)
 EVERETT, Carl 1995-1997 (OF)

F (42)

FABREGAS, Jorge 1998 (C)
 FALCONE, Pete 1979-1982 (LHP)
 FAMILIA, Jeurys 2012-2021 (RHP)
FARGAS, JOHNESHWY 2021- (OF)
 FARNSWORTH, Kyle 2014 (RHP)
 FELICIANO, Jesus 2010 (OF)

FELICIANO, Pedro 2002-04, 2006-10, 2013 (LHP)
 FERNANDEZ, Chico 1963 (SS)
 FERNANDEZ, Sid 1984-1993 (LHP)
 FERNANDEZ, Tony 1993 (IF)
 FERRER, Sergio 1978-1979 (IF)
 FIGUEROA, Nelson 2008-09 (RHP)
 FILER, Tom 1992 (RHP)
 FISHER, Jack 1964-1967 (RHP)
 FITZGERALD, Mike 1983-1984 (C)
 FITZMAURICE, Shaun 1966 (OF)
 FLEXEN, CHRIS 2017-2019 (RHP)
 FLORENCE, Don 1995 (LHP)
 FLORES, Gil 1978-1979 (OF)
 FLORES, Wilmer 2013-2018 (IF)
 FLOYD, Cliff 2003-2006 (OF)
 FLYNN, Doug 1977-1981 (IF)
 FOLI, Tim 1970-71, 1978-79 (IF)
 FOLKERS, Rich 1970 (LHP)
 FONT, Wilmer 2019 (RHP)
 FORDYCE, Brook 1995 (C)
 FORTUNATO, Bartolome 2004-06 (RHP)
 FOSS, Larry 1962 (RHP)
 FOSSUM, Casey 2009 (LHP)
 FOSTER, George 1982-1986 (OF)
 FOSTER, Leo 1976-1977 (IF)
 FOY, Joe 1970 (3B)
 FRANCISCO, Frank 2012-13 (RHP)
 FRANCO, John 1990-2004 (LHP)
 FRANCO, Julio 2006-2007 (IF)
 FRANCO, Matt 1996-2000 (IF)
 FRANCOEUR, Jeff 2009-2010 (OF)
 FRAZIER, Todd 2018-2020 (IF)
 FREGOSI, Jim 1972-1973 (3B)
 FRIEND, Bob 1966 (RHP)
 FRISSELLA, Danny 1967-1972 (RHP)
 FYHRIE, Mike 1996 (RHP)

G (62)

GAFF, Brent 1982-1984 (RHP)
 GAGNON, DREW 2018-2019 (RHP)
 GALLAGHER, Bob 1975 (OF)
 GALLAGHER, Dave 1992-1993 (OF)
 GARCIA, Danny 2003-2004 (IF)
 GARCIA, Karim 2004 (OF)
 GARDENHIRE, Ron 1981-1985 (SS)
 GARDNER, Jeff 1991 (IF)
 GARDNER, Rob 1965-1966 (LHP)
 GARDNER, Wes 1984-1985 (RHP)
 GARRETT, Wayne 1969-1976 (3B)
 GASPAR, Rod 1969-1970 (OF)
 GEE, Dillon 2010-2015 (RHP)
 GENTRY, Gary 1969-1972 (RHP)
 GERMAN, Gonzalez 2013-2014 (RHP)
 GIBBONS, John 1984, 1986-87 (C)
 GIBSON, Bob 1987 (RHP)
 GIBSON, Paul 1992-1993 (LHP)
 GILBERT, Shawn 1997-1998 (IF)
 GILES, Brian 1981-1983 (IF)
 GILKEY, Bernard 1996-1998 (OF)
 GILMARTIN, Sean 2015-2017 (LHP)
 GIMÉNEZ, Andrés 2020 (IF)
 GINSBERG, Joe 1962 (C)
 GINTER, Matt 2004 (RHP)
 GLAVINE, Mike 2003 (IF)
 GLAVINE, Tom 2003-2007 (LHP)
 GLYNN, Ed 1979-1980 (LHP)
 GOEDDEL, Erik 2014-2017 (RHP)
 GÓMEZ, Carlos 2007, 2019 (OF)
 GONDER, Jesse 1963-1965 (C)
 GONZÁLEZ, Adrián 2018 (IF)
 GONZALEZ, Dicky 2001-2002 (RHP)

GONZALEZ, Jeremi 2006 (RHP)
 GONZALEZ, Raul 2002-2003 (OF)
 GOODEN, Dwight 1984-1994 (RHP)
 GOOSSEN, Greg 1965-1968 (C)
 GORMAN, Tom 1982-1985 (LHP)
 GOSGER, Jim 1969, 1973-74 (OF)
 GOTAY, Ruben 2007 (IF)
 GOZZO, Mauro 1993-1994 (RHP)
 GRAHAM, Bill 1967 (RHP)
 GRAHAM, Wayne 1964 (3B)
 GRANDERSON, Curtis 2014-2017 (OF)
 GRAVES, Danny 2005 (RHP)
 GREEN, Andy 2009 (IF)
 GREEN, Dallas 1966 (RHP)
 GREEN, Pumpsie 1963 (3B)
 GREEN, Sean 2009 (RHP)
 GREEN, Shawn 2006-2007 (1B/OF)
 GREENE, Charlie, 1996 (C)
 GREER, Kenny 1993 (RHP)
 GRIEVE, Tom 1978 (OF)
 GRIFFITHS, Jeremy 2003-2004 (RHP)
 GROTE, Jerry 1966-1977 (C)
 GRZENDA, Joe 1967 (LHP)
 GSELLMAN, ROBERT 2016- (RHP)
 GUETTERMAN, Lee 1992 (LHP)
GUILLOUME, LUIS 2018- (IF)
 GUNDERSON, Eric 1994-1995 (LHP)
 GUTHRIE, Mark 2002 (LHP)
 GUTIERREZ, Ricky 2004 (IF)

H (97)

HAGER, Jake 2021 (OF)
 HAGGERTY, Sam 2019 (IF)
 HAHN, Don 1971-1974 (OF)
 HAIRSTON, Scott 2011-2012 (OF)
 HALL, Tom 1975-1976 (LHP)
 HALTER, Shane 1999 (IF)
 HAMILTON, Billy 2020 (OF)
 HAMILTON, Darryl 1999-2001 (OF)
 HAMILTON, Jack 1966-1967 (RHP)
 HAMPSON, Justin, 2012 (LHP)
 HAMPTON, Ike 1974 (C)
 HAMPTON, Mike 2000 (LHP)
 HAMULACK, Tim 2005 (LHP)
 HANEY, Todd 1998 (IF)
 HAND, Brad 2021 (LHP)
 HANHOLD, Eric 2018 (RHP)
 HARANG, Aaron 2013 (RHP)
 HARDTKE, Jason 1996-1997 (IF)
 HARE, Shawn 1994 (OF)
 HARKNESS, Tim 1963-1964 (1B)
 HARNISCH, Pete 1995-1997 (RHP)
 HARRELSON, Bud 1965-1977 (SS)
 HARRIS, Greg 1981 (RHP)
 HARRIS, Willie 2011 (OF)
 HARRIS, Lenny 1998, 2000-2001 (IF)
 HART, Donnie 2019 (LHP)
 HARTLIEB, Geoff 2021 (RHP)
 HARTS, Greg 1973 (PH)
 HARVEY, Matt 2012-2018 (RHP)
 HASSLER, Andy 1979 (LHP)
 HAUSMAN, Tom 1978-1982 (RHP)
 HAWKINS, LaTroy 2013 (RHP)
 HEARN, Ed 1986 (C)
 HEBNER, Richie 1979 (3B)
 HECHAVARRÍA, Adeiny 2019 (IF)
 HEEP, Danny 1983-1986 (OF)
 HEFNER, Jeremy 2012-2013 (RHP)
 HEIDEMANN, Jack 1975-1976 (IF)
 HEILMAN, Aaron 2003-2008 (RHP)
 HEISE, Bob 1967-1969 (IF)

HEMBREE, Heath 2021 (RHP)
 HENDERSON, Jim 2016 (RHP)
 HENDERSON, Ken 1978 (OF)
 HENDERSON, Rickey 1999-00 (OF)
 HENDERSON, Steve 1977-1980 (OF)
 HENDLEY, Bob 1967 (LHP)
 HENN, Sean 2013 (LHP)
 HENNIGAN, Phil 1973 (RHP)
 HENRY, Doug 1995-1996 (RHP)
 HEPLER, Bill 1966 (LHP)
 HERBEL, Ron 1970 (RHP)
 HEREDIA, Felix 2005 (LHP)
 HEREDIA, Guillermo 2020 (OF)
 HERNANDEZ, Anderson 2005-07, 2009 (IF)
 HERNANDEZ, Keith 1983-1989 (1B)
 HERNANDEZ, Livan 2009 (RHP)
 HERNANDEZ, Luis 2010 (IF)
 HERNANDEZ, Manny 1989 (RHP)
 HERNANDEZ, Orlando 2006-08 (RHP)
 HERNANDEZ, Roberto 2005-06 (RHP)
 HERR, Tom 1990-1991 (2B)
 HERRERA, Daniel 2011-2012 (LHP)
 HERRERA, Dilson 2014-2015 (IF)
 HERRSCHER, Rick 1962 (IF)
 HERSHISER, Orel 1999 (RHP)
 HESSMAN, Mike 2010 (IF)
 HICKMAN, Jim 1962-1966 (OF)
 HICKS, Joe 1963 (OF)
 HIDALGO, Richard 2004 (OF)
 HIETPAS, Joe 2004 (C)
 HILDENBERGER, Trevor 2021 (RHP)
 HILL, Rich 2021 (LHP)
 HILLER, Chuck 1965-1967 (IF)
 HILLMAN, Dave 1962 (RHP)
 HILLMAN, Eric 1992-1994 (LHP)
 HINCHLIFFE, Brett 2001 (RHP)
 HINSLEY, Jerry 1964, 1967 (RHP)
 HODGES, Gil 1962-1963 (1B)
 HODGES, Ron 1973-1984 (C)
 HOLMAN, Scott 1980, 1982-83 (RHP)
 HOOK, Jay 1962-1964 (RHP)
 HOUSIE, Wayne 1993 (OF)
 HOWARD, Mike 1981-1983 (OF)
 HOWELL, Pat 1992 (OF)
 HU, Chin-lung 2011 (IF)
 HUDEK, John 1998 (P)
 HUDSON, Jesse 1969 (LHP)
 HUGHES, Keith 1990 (OF)
 HUGHES, Jared 2020 (RHP)
 HUMBER, Philip 2006-2007 (RHP)
 HUNDLEY, Todd 1990-1998 (C)



Todd Hundley

HUNT, Ron 1963-1966 (2B)
 HUNTER, Tommy 2021 (RHP)
 HUNTER, Willard 1962, 1964 (LHP)

HURDLE, Clint 1983, 1985, 1987 (C)
 HURST, Jonathan 1994 (RHP)
 HUSKEY, Butch 1993, 1995-98 (OF)

I (4)

IGARASHI, Ryota 2010 2011 (RHP)
 INNIS, Jeff 1987-1993 (RHP)
 ISHII, Kazuhisa 2005 (LHP)
 ISRINGHAUSEN, Jason 95-99, 11 (RHP)

J (29)

JACKSON, Al 1962-65, 68-69 (LHP)
 JACKSON, Austin 2018 (OF)
 JACKSON, Darrin 1993 (OF)
 JACKSON, Roy Lee 1977-1980 (RHP)
 JACOBS, Mike 2005, 2010 (IF)
 JACOME, Jason 1994-1995 (LHP)
 JEFFERIES, Gregg 1987-1991 (IF)
 JEFFERSON, Stanley 1986 (OF)
 JELIC, Chris 1990 (C)
 JOHNSON, Ben 2007 (OF)
 JOHNSON, Bob D. 1969 (RHP)
 JOHNSON, Bob W. 1967 (IF)
 JOHNSON, Howard 1985-1993 (IF)
 JOHNSON, Kelly 2015-2016 (IF)
 JOHNSON, Lance 1996-1997 (OF)
 JOHNSON, Mark, 2000-2001 (IF)
 JOHNSON, Rob 2012 (C)
 JONES, Barry 1992 (RHP)
 JONES, Bobby J. 1993-2000 (RHP)
 JONES, Bobby M. 2000-2002 (LHP)
 JONES, Chris 1995-1996 (OF)
 JONES, Cleon 1963, 1965-75 (OF)
 JONES, Randy 1981-1982 (LHP)
 JONES, Ross 1984 (SS)
 JONES, Sherman 1962 (RHP)
 JORDAN, Ricardo 1997 (LHP)
 JORGENSEN, Mike 68, 70-71, 80, 83 (1B)
 JULIO, Jorge 2006 (RHP)
 JURADO, Ariel 2020 (RHP)

K (25)

KACZMARSKI, Kevin 2018 (OF)
 KAISER, Jeff 1993 (LHP)
 KANEHL, Rod 1962-1964 (IF)
 KASHIWADA, Takashi 1997 (LHP)
 KELLY, Ty 2016-2018 (IF)
 KENT, Jeff 1992-1996 (IF)
 KEPPIINGER, Jeff 2004-2005 (IF)
 Kilome, Franklyn 2020 (RHP)
 KINGMAN, Dave 75-77, 81-83 (IF/OF)
 KINKADE, Mike 1998-2000 (IF)
 KIRBY, Wayne 1998 (OF)
 KLAUS, Bobby 1964-65 (IF)
 KLEVEN, Jay 1976 (C)
 KLIMCHOCK, Lou 1966 (PH)
 KNIGHT, Brandon 2008 (RHP)
 KNIGHT, Ray 1984-86 (3B)
 KOBEL, Kevin 1978-80 (LHP)
 KOLB, Gary 1965 (OF)
 KOMIYAMA, Satoru 2002 (RHP)
 KOO, Dae-Sung 2005 (LHP)
 KOONCE, Cal 1967-70 (RHP)
 KOOSMAN, Jerry 1967-78 (LHP)
 KRANEPOOL, Ed 1962-79 (1B)
 KROLL, Gary 1964-65 (RHP)
 KUNZ, Eddie 2008 (RHP)

L (51)

LABINE, Clem 1962 (RHP)
 LAFFEY, Aaron 2013 (RHP)
 LAGARES, Juan 2013-2020 (OF)
 LAMABE, Jack 1967 (RHP)
 LAMB, David 2000 (IF)
 LANDRITH, Hobie 1962 (C)
 LANDRUM, Ced 1993 (OF)
 LANNAN, John 2014 (LHP)
 LARY, Frank 1964-1965 (RHP)
 LATHAM, Bill 1985 (LHP)
 LAWRENCE, Brian 2007 (RHP)
 LAWTON, Matt 2001 (OF)
 LEACH, Terry 1981-82, 85-89 (RHP)
 LEATHERSICH, Jack 2015 (LHP)
 LEARY, Tim 1981, 1983-1984 (RHP)
 LEDEE, Ricky 2006-2007 (OF)
 LEDESMA, Aaron 1995 (IF)
LEE, KHALIL 2021- (OF)
 LEITER, Al 1998-2004 (LHP)
 LEWIS, Fred 2012 (OF)
 LEWIS, Johnny 1965-1967 (OF)
 LIDDELL, Dave 1990 (C)
 LIDLE, Cory 1997 (RHP)
 LIMA, Jose 2006 (RHP)
 LINDEMAN, Jim 1994 (OF/1B)
LINDOR, FRANCISCO 2021- (IF)
 LINTON, Doug 1994 (RHP)
 LINZ, Phil 1967-1968 (2B)
 LITTLE, Mark 2002 (OF)
 LLOYD, Graeme 2003 (LHP)
 LOBATON, Jose 2018 (C)
 LOCKE, Ron 1964 (LHP)
 LOCKETT, Walker 2019-2020 (RHP)
 LOCKWOOD, Skip 1975-1979 (RHP)
 Lo DUCA, Paul 2006-2007 (C)
 LOLICH, Mickey 1976 (LHP)
 LONEY, James 2016 (IF)
 LOMBARDI, Phil 1989-1990 (C)
 LOMON, Kevin 1995 (RHP)
 LONG, Terrence 1998-1999 (OF)
 LOOPER, Braden 2004-2005 (RHP)
 LOPEZ, Luis 1997-1999 (IF)
 LOUP, Aaron 2021 (LHP)
 LOWRIE, Jed 2019-2020 (IF)
LUCCHESI, JOEY 2021- (LHP)
LUGO, SETH 2016- (RHP)
 LUPLOW, Al 1966-1967 (OF)
 LUTZ, Zach 2012-2013 (IF)
 LYNCH, Ed 1980-1986 (RHP)
 LYON, Brandon 2013 (OF)
 LYONS, Barry 1986-1990 (C)

M (117)

MacDONALD, Bob 1996 (LHP)
 MacKENZIE, Ken 1962-1963 (LHP)
 MACHADO, Julio 1989-1990 (RHP)
 MADDUX, Elliott 1978-1980 (OF)
 MADDUX, Mike 1993-1994 (RHP)
 MAGADAN, Dave 1986-1992 (IF)
 MAHOMES, Pat 1999-2000 (RHP)
 MAINE, John 2006-2010 (RHP)
 MANGUAL, Pepe 1976-1977 (OF)
 MANKOWSKI, Phil 1980, 1982 (3B)
 MANN, Jim 2000 (RHP)
 MANTILLA, Felix 1962 (IF)
 MANUEL, Barry 1997 (RHP)
 MANZANILLO, Josias 93-95, 98-99 (RHP)
 MARCUM, Shaun 2013 (RHP)
 MARISNICK, Jake 2020 (OF)

MARRERO, Eli 2006 (C)
 MARSHALL, Dave 1970-1972 (OF)
 MARSHALL, Jim 1962 (1B)
 MARSHALL, Mike 1981 (RHP)
 MARSHALL, Mike A. 1990 (OF)
 MARTIN, J.C. 1968-1969 (C)
 MARTIN, Jerry 1984 (OF)
 MARTIN, Tom 2001 (LHP)
 MARTINEZ, Fernando 2009-11 (OF)
 MARTINEZ, Pedro A. 1996 (LHP)
 MARTINEZ, Pedro J. 2005-08 (RHP)
 MARTINEZ, Ramon 2008-2009 (IF)
 MARTINEZ, Teddy 1970-1974 (IF)
 MASON, Roger 1994 (RHP)
 MATLACK, Jon 1971-1977 (LHP)
 MATSUI, Kazuo 2004-2006 (IF)
 MATSUZAKA, Daisuke 2013-2014 (RHP)
 MATTHEWS, Gary Jr. 2002, 2010 (OF)
 MATTHEWS, Mike 2005 (LHP)
 MATZ, Steven 2015-2020 (LHP)
 MAY, Jerry 1973 (C)
MAY, TREVOR 2021- (RHP)
 MAYBERRY, John Jr. 2015 (OF)
 MAYBIN, Cameron 2021 (OF)
 MAZZA, Chris 2019 (RHP)
 MAYNE, Brent 1996 (C)
 MAYS, Willie 1972-1973 (OF)
MAZEIKA, PATRICK 2021- (C)
 MAZZILLI, Lee 1976-81, 86-89 (OF)
 McANDREW, Jim 1968-1973 (RHP)
McCANN, JAMES 2021- (C)
 McCLURE, Bob 1988 (LHP)
 McCRAY, Rodney 1992 (OF)
 McDANIEL, Terry 1991 (OF)
 McDOWELL, Roger 1985-1989 (RHP)
 McELROY, Chuck 1999 (LHP)
 McEWING, Joe 2000-2004 (IF/OF)
 McGOWAN, Kevin 2017 (RHP)
 McGRAW, Tug 1965-67, 69-74 (LHP)
 McGUIRE, Ryan 2000 (OF)
 McHUGH, Collin 2012-2013 (RHP)
 McKINNEY, Billy 2021 (OF)
 McKNIGHT, Jeff 1989, 1992-94 (IF)
 McMICHAEL, Greg 1997-1999 (RHP)
 McMILLAN, Roy 1964-1966 (IF)
McNEIL, JEFF 2018- (IF/OF)
 McRAE, Brian 1997-1999 (OF)
 McREYNOLDS, Kevin 87-91, 94 (OF)
 MEDICH, George 1977 (RHP)
MEGILL, TYLOR 2021- (RHP)
 MEJIA, Jenry 2010-2015 (RHP)
 MENDOZA, Carlos 1997 (OF)
 MERCADO, Orlando 1990 (C)
 MESORACO, Devin 2018 (C)
 METZGER, Butch 1978 (RHP)
 MIDDLEBROOK, Jason 2002 (RHP)
 MIENTKIEWICZ, Doug 2005 (IF)
 MILLAN, Felix 1973-1977 (2B)
 MILLEDGE, Lastings 2006-2007 (OF)
 MILLER, Bob G. 1962 (LHP)
 MILLER, Bob L. 1962, 1973-74 (RHP)
 MILLER, Dyar 1980-1981 (RHP)
 MILLER, Keith 1987-1991 (IF/OF)
 MILLER, Larry 1965-1966 (LHP)
 MILLIARD, Ralph 1998 (IF)
 MILLIGAN, Randy 1987 (OF)
 MILNER, John 1971-1977 (OF)
 MILONE, Tommy 2017 (LHP)
 MINOR, Blas 1995-1996 (RHP)
 MISCH, Pat 2009-2011 (LHP)
 MITCHELL, John 1986-1989 (RHP)
 MITCHELL, Kevin 1984, 1986 (OF)

MIZELL, Wilmer 1962 (LHP)
 MLIICKI, Dave 1995-1998 (RHP)
 MOFORD, Herb 1962 (RHP)
 MOLINA, Gustavo 2008 (C)
 MONELL, Johnny 2015 (C)
 MONTANEZ, Willie 1978-1979 (1B)
 MONTERO, Rafael 2014-2018 (RHP)
 MOOCK, Joe 1967 (3B)
 MOORE, Tommy 1972-1973 (RHP)
 MOORHEAD, Bob 1962, 1965 (RHP)
 MORAN, Melvin 1999-2000 (OF)
 MORALES, Jerry 1980 (OF)
 MORAN, Al 1963-1964 (IF)
 MORENO, Jose 1980 (IF)
 MORENO, Orber 2003-2004 (RHP)
 MORGAN, Kevin 1997 (IF)
 MORRIS, Akeel 2015 (RHP)
 MOTA, Guillermo 2006-2007 (RHP)
 MUNIZ, Carlos 2007-2008 (RHP)
 MUNO, Danny 2015 (IF)
 MURPHY, Bill 1966 (OF)
 MURPHY, Daniel 2008-2015 (IF)
 MURRAY, Dan 1999 (RHP)
 MURRAY, Dale 1978-1979 (RHP)
 MURRAY, Eddie 1992-1993 (IF)
 MUSGRAVES, Dennis 1965 (RHP)
 MUSSELMAN, Jeff 1989-1990 (LHP)
 MYERS, Randy 1985-1989 (LHP)
 MYRICK, Bob 1976-1978 (LHP)

N (23)

NADY, Xavier 2006 (OF)
 NAPOLEON, Dan 1965-1966 (OF)
 NAVARRO, Tito 1993 (IF)
 NEAL, Charlie 1962-1963 (IF)
 NEWHAN, David 2007 (OF)
 NICKEAS, Mike 2010-2012 (C)
NIDO, TOMÁS 2017- (C)
 NIEMANN, Randy 1985-1986 (LHP)
 NIESE, Jonathon 2008-2016 (LHP)
 NIEUWENHUIS, Kirk 2012-2015 (OF)
 NIEVE, Fernando 2009-2010 (RHP)
NIMMO, BRANDON 2016- (OF)
 NITKOWSKI, CJ 2001 (LHP)
 NIXON, Trot 2008 (OF)
 NOBOA, Junior 1992 (IF)
 NOGOSEK, Stephen 2019, 2021 (RHP)
 NOLAN, Joe 1972 (C)
 NOMO, Hideo 1998-1999 (RHP)
 NORMAN, Dan 1977-1980 (OF)
 NUNEZ, Abraham 2008 (IF)
 NÚÑEZ, Eduardo 2020 (OF)
 NUNEZ, Edwin 1988 (RHP)
 NUNNALLY, Jon 2000 (OF)

O (23)

O'BRIEN, Charlie 1990-1993 (C)
 O'FLAHERTY, Eric 2015 (LHP)
 O'CONNOR, Mike 2011 (LHP)
 O'DAY, Darren 2009 (RHP)
 O'MALLEY, Tom 1989-1990 (IF)
 OCHOA, Alex 1995-1997 (OF)
 OFFERMAN, Jose 2005 (IF)
 OJEDA, Bob 1986-1990 (LHP)
 OLERUD, John 1997-1999 (IF)
 OLIVER, Darren 2006 (LHP)
 OLSON, Garrett 2012 (LHP)
 ORDONDO, Jose 1983-1984 (IF)
 ORQUENIZ, Rey 1996-2002 (IF)
 OROSCO, Jesse 1979, 81-87 (LHP)

ORSULAK, Joe 1993-1995 (OF)
 ORTIZ, Junior 1981-1983 (C)
 O'ROURKE, Ryan 2019 (LHP)
 OSTROSSER, Brian 1973 (SS)
 OSWALT, Corey 2018- (RHP)
 OTERO, Ricky 1995 (OF)
 OTIS, Amos 1967, 1969 (OF)
 OWENS, Henry 2006 (RHP)
 OWNBEY, Rick 1982-1983 (RHP)

P (48)

PACELLA, John 1977, 1979-80 (RHP)
 PACIOREK, Tom 1985 (OF)
 PADILLA, Juan 2005-2008 (RHP)
 PAGAN, Angel 2008-2011 (OF)
 PANIK, Joe 2019 (IF)
 PAQUETTE, Craig 1998 (IF)
 PARK, Chan Ho 2007 (RHP)
 PARKER, Harry 1973-1975 (RHP)
 PARKER, Rick 1994 (OF)
 PARNELL, Bobby 2008-2015 (RHP)
 PARRA, Jose 2004 (RHP)
 PASCUCCI, Valentino 2011 (OF)
 PARSONS, Tom 1964-1965 (RHP)
 PAULINO, Ronny 2011 (C)
 PAYTON, Jay 1998-2002 (OF)
 PECOTA, Bill 1992 (IF)
 PEDRIQUE, Al 1987 (IF)
 PELFREY, Mike 2006-2012 (RHP)
 PEMBERTON, Brock 1974-1975 (B)
 PENA, Alejandro 1990-1991 (RHP)
 PERAZA, José 2021 (IF)
 PÉREZ, Timo 2000-2003 (OF)
 PÉREZ, Oliver 2006-2010 (LHP)
 PÉREZ, Yorkis 1997 (LHP)
 PERSON, Robert 1995-1996 (RHP)
 PETAGINE, Roberto 1996-1997 (B)
PETERSON, DAVID 2020- (LHP)
 PETERSON, Tim 2018-2019 (RHP)
 PFEIL, Bob 1969 (3B)
 PHILLIPS, Andy 2008 (IF)
 PHILLIPS, Tony 1998 (OF)
 PHILLIPS, Jason 2001-2004 (C)
 PHILLIPS, Mike 1975-1977 (IF)
 PIAZZA, Mike 1998-2005 (C)
 PIERSALL, Jim 1963 (OF)
 PIGNATANO, Joe 1962 (C)
 PILL, Tyler 2017 (RHP)
 PILLAR, Kevin 2021 (OF)
 PLAWECKI, Kevin 2015-2018 (C)
 PORCELLO, Rick 2020 (RHP)
 POUNDERS, Brooks 2019 (RHP)
 POWELL, Grover 1963 (LHP)
 PRATT, Todd 1997-2001 (C)
 PRIDIE, Jason 2011 (OF)
 PUIG, Rich 1974 (IF)
 PULEO, Charlie 1981-1982 (RHP)
 PULSIPHER, Bill 1995-98, 2000 (LHP)
 PUTZ, J.J. 2009 (RHP)

Q (1)

QUINTANILLA, Omar 2012-2014 (IF)

R (63)

RAJSICH, Gary 1982-1983 (B)
 RAMIREZ, Elvin 2012 (RHP)
 RAMIREZ, Erasmo 2020 (RHP)
 RAMIREZ, Mario 1980 (IF)
 RAMIREZ, Neil 2017 (RHP)

RAMIREZ, Ramon 2012 (RHP)
 RAMOS, A.J. 2017-2018 (RHP)
 RAMOS, Wilson 2019-2020 (C)
 RANDLE, Lenny 1977-1978 (IF)
 RANDOLPH, Willie 1992 (IF)
 RAUCH, Bob 1972 (RHP)
 RAUCH, Jon 2012 (RHP)
 REARDON, Jeff 1979-1981 (RHP)
 RECKER, Anthony 2013-2015 (C)
 REDDING, Tim 2009 (RHP)
 REDMAN, Prentice 2003 (OF)
 REED, Addison 2015-2017 (RHP)
 REED, Darren 1990 (OF)

REED, JAKE 2021- (RHP)

REED, Jeremy 2009 (OF)
 REED, Steve 2002 (RHP)
 REED, Rick 1997-2001 (RHP)
REID-FOLEY, SEAN 2021- (RHP)
 REINHHEIMER, Jack 2018 (IF)
 RELAFORD, Desi 2001 (IF)
 REMLINGER, Mike 1994-1995 (LHP)
 RENIFF, Hal 1967 (RHP)
 REYES, Argenis 2008 (IF)
 REYES, José 2003-2011, 2016-2018 (IF)
 REYNOLDS, Matt 2016-2017 (IF)
 REYNOLDS, Ronn 1982-83, 1985 (C)
 REYNOLDS, Tom 1967 (OF)
 REYNOSO, Armando 1997-98 (RHP)
 RHAME, Jacob 2017-2019 (RHP)
 RIBANT, Dennis 1964-1966 (RHP)
 RICHARDSON, Gordon 1965-66 (LHP)
 RIGGAN, Jerrod 2000-2001 (RHP)
 RICE, Scott 2013-2014 (LHP)
 RINCON, Ricardo 2008 (LHP)
 RING, Royce 2005-2006 (LHP)
 RIVERA, Luis 1994 (IF)
 RIVERA, René 2016-2017, 2019-2020 (C)
 RIVERA, T.J. 2016-2017 (IF)
 ROACH, Jason 2003 (RHP)
 ROBERSON, Kevin 1996 (OF)
 ROBERTS, Dave 1981 (LHP)
 ROBERTS, Grant 2000-2004 (RHP)
 ROBLES, Hansel 2015-2018 (RHP)
 RODRIGUEZ, Francisco 2009-11 (RHP)
 RODRIGUEZ, Rich 2000 (LHP)
 ROGERS, Kenny 1999 (LHP)
 ROHR, Les 1967-1969 (LHP)
 ROJAS, Mel 1997-1998 (RHP)
 ROSADO, Luis 1977, 1980 (B)
 ROSARIO, Amed 2017-2020 (IF)
 ROSE, Brian 2001 (RHP)
 ROSE, Don 1971 (RHP)
 ROTTINO, Vinny 2012 (C)
 ROWE, Don 1963 (LHP)
 RUGGIANO, Justin 2016 (OF)
 RUSCH, Glendon 1999-2001 (LHP)
 RUSTECK, Dick 1966 (LHP)
 RYAN, Nolan 1966, 1968-71 (RHP)

S (112)

SABERHAGEN, Bret 1992-95 (RHP)
 SADECKI, Ray 1970-74, 1977 (LHP)
 SALAS, Fernando 2016-2017 (RHP)
 SAMBITO, Joe 1985 (LHP)
 SAMUEL, Amado 1964 (IF)
 SAMUEL, Juan 1989 (IF)
 SÁNCHEZ, Ali 2020 (C)
 SANCHEZ, Duane 2006-2008 (RHP)
 SANCHEZ, Rey 2003 (IF)
 SANDERS, Ken 1975-1976 (RHP)
 SANTANA, Johan 2008-2013 (LHP)

SANTANA, Rafael 1984-1987 (SS)
 SANTIAGO, Héctor 2019 (LHP)
 SANTIAGO, Jose 2005 (RHP)
 SANTOS, Omir 2009 (C)
 SASSER, Mackey 1988-1992 (C)
 SATIN, Josh 2011-2014 (IF)
 SAUNDERS, Doug 1993 (IF)
 SAUVEUR, Rich 1991 (LHP)
 SCARCE, Mac 1975 (LHP)
 SCHAFFER, Jim 1965 (C)
 SCHATZEDER, Dan 1990 (LHP)
 SCHIRALDI, Calvin 1984-1985 (RHP)
 SCHMELZ, Al 1967 (RHP)
 SCHNECK, Dave 1972-1974 (OF)
 SCHNEIDER, Brian 2008-2009 (C)
 SCHOENEWEIS, Scott 2007-08 (LHP)
 SCHOFIELD, Dick 1992 (SS)
 SCHOUREK, Pete 1991-1994 (LHP)
 SCHREIBER, Ted 1963 (IF)
 SCHULZE, Don 1987 (RHP)
 SCHWINDEN, Chris 2011-12 (RHP)
 SCOTT, Mike 1979-1982 (RHP)
 SCUTARO, Marco 2002-2003 (IF)
 SEARAGE, Ray 1981 (LHP)
 SEAVER, Tom 1967-77, 1983 (RHP)
 SEGUI, David 1994-1995 (B)
 SELE, Aaron 2007 (RHP)
 SELMA, Dick 1965-1968 (RHP)
 SEMINARA, Frank 1994 (RHP)
 SEO, Jae 2002-2005 (RHP)
 SEWALD, Paul 2017-2020 (RHP)
 SHAMSKY, Art 1968-1971 (OF)
 SHAW, Bob 1966-1967 (RHP)
 SHAW, Don 1967-1968 (LHP)
 SHEFFIELD, Gary 2009 (OF)
 SHERRY, Norm 1963 (C)
 SHINJO, Tsuyoshi 2001, 2003 (OF)
 SHIPLEY, Craig 1989 (IF)
 SHIRLEY, Bart 1967 (2B)
 SHOPPACH, Kelly 2012 (C)
 SHORT, Bill 1968 (LHP)
 SHREVE, Chasen 2020 (LHP)
 SIEBERT, Paul 1977-1978 (LHP)
 SIMONS, Doug 1991 (LHP)
 SINGLETON, Ken 1970-1971 (OF)
 SISCO, Chance 2021 (C)
 SISK, Doug 1982-1987 (RHP)
 SMITH, Bobby Gene 1962 (OF)
 SMITH, Charley 1964-1965 (3B)
 SMITH, Dick 1963-1964 (OF)
SMITH, DOMINIC 2017- (IF/OF)
SMITH, DREW 2018- (RHP)
 SMITH, Joe 2007-2008 (RHP)
 SMITH, Pete 1994 (RHP)
 SMOKER, Josh 2016-2017 (LHP)
 SNEAD, Esix 2002-2003 (OF)
 SNIDER, Duke 1963 (OF)
 SPANH, Warren 1965 (LHP)
 SOLER, Alay 2006 (RHP)
 SOSA, Jorge 2007-2008 (RHP)
 SPEHR, Tim 1998 (C)
 SPENCER, Shane 2004 (OF)
 SPIERS, Bill 1995 (IF)
 SPRINGER, Steve 1992 (IF)
 SPRINGER, Dennis 2000 (RHP)
 STAHL, Larry 1967-1968 (OF)
 STAIGER, Roy 1975-1977 (3B)
 STALLARD, Tracy 1963-1964 (RHP)
 STANTON, Leroy 1970-1971 (OF)
 STANTON, Mike 2003-2004 (LHP)
 STAUFFER, Tim 2015 (RHP)
 STAUB, Rusty 1972-75, 81-85 (OF)
 STEARNS, John 1975-1984 (C)

STEPHENSON, John 1964-1966 (C)
 STERLING, Randy 1974 (RHP)
 STINNETT, Kelly 1994-95, 2006 (C)
 STINSON, Josh 2011 (RHP)
 STOCK, Robert 2021 (RHP)
 STOKES, Brian 2008-2009 (RHP)
 STONE, George 1973-1976 (LHP)
 STONER, Tobi 2009-2010 (RHP)
 STRANGE, Pat 2002-2003 (RHP)
 STRAWBERRY, Darryl 1983-90 (OF)
 STRICKLAND, Hunter 2020 (RHP)
 STRICKLAND, Scott 2002-2004 (RHP)
 STROHMAYER, John 1973-74 (RHP)
 STROM, Brent 1972 (LHP)
 STROMAN, Marcus 2019-2021 (RHP)
 STUART, Dick 1966 (1B)
 STURDIVANT, Tom 1964 (RHP)
 SUDAKIS, Bill 1972 (C)
 SULLIVAN, Cory 2009 (OF)
 SULLIVAN, John 1967 (C)
 SUTHERLAND, Darrell 1964-1966 (RHP)
 SWAN, Craig 1973-1984 (RHP)
 SWARZAK, Anthony 2018 (RHP)
 SWITZER, Jon 2009 (LHP)
 SWEET, Rick 1982 (C)
 SWOBODA, Ron 1965-1970 (OF)
 SYNDERGAARD, Noah 2015-2021 (RHP)
SZAPUCKI, THOMAS 2021- (LHP)

T (56)

TABLER, Pat 1990 (OF)
 TAIJERON, Travis 2017 (OF)
 TAKAHASHI, Hisanori 2010 (LHP)
 TAKAHASHI, Ken 2009 (LHP)
 TAKATSU, Shingo 2005 (RHP)
 TAM, Jeff 1998-1999 (RHP)
 TANANA, Frank 1993 (LHP)
 TAPANI, Kevin 1989 (RHP)
 TARASCO, Tony 2002 (OF)
 TATE, Randy 1975 (RHP)
 TARPLEY, Stephen 2021 (LHP)
 TATIS, Fernando 2008-2010 (OF)
 TATUM, Jim 1998 (OF)
 TAVERAS, Frank 1979-1981 (SS)
 TAYLOR, Billy 1999 (LHP)
 TAYLOR, Hawk 1964-1967 (C)
 TAYLOR, Chuck 1972 (RHP)
 TAYLOR, Ron 1967-1971 (RHP)
 TAYLOR, Sammy 1962-1963 (C)
 TEAGARDEN, Taylor 2014 (C)
 TEJADA, Rubén 2010-2015, 2019 (IF)
 TELGHEDER, Dave 1993-1995 (RHP)
 TEMPLETON, Garry 1991 (IF)
 TERRELL, Walt 1982-1984 (RHP)
 TERRY, Ralph 1966-1967 (RHP)
 TEUFEL, Tim 1986-1991 (IF)
 THAYER, Dale 2011 (RHP)
 THEODORE, George 1973-74 (OF)
 THOLE, Josh 2009-2012 (C)
 THOMAS, Frank 1962-1964 (OF)
 THOMPSON, Ryan 1992-1996 (OF)
 THOMSON, John 2002 (RHP)
 THORNTON, Lou 1989-1990 (OF)

THRONEBERRY, Marv 1962-63 (1B)
 THURMAN, Gary 1997 (OF)
 TIDROW, Dick 1984 (RHP)
 TILLMAN, Rusty 1982 (OF)
 TOCA, Jorge 1999 (OF)
 TODD, Jackson 1977 (RHP)
 TOMBERLIN, Andy 1996-1997 (OF)
 TORRE, Joe 1975-1977 (IF)
 TORRES, Andres 2012 (OF)
 TORRES, Alex 2015 (LHP)
 TORRES, Carlos 2013-2015 (RHP)
 TORREZ, Mike 1983-1984 (RHP)
 TORVE, Kelvin 1990-1991 (1B)
 TOVAR, Wilfredo 2013-2014, 2021 (IF)
 TRACHSEL, Steve 2001-2006 (RHP)
 TRAMMELL, Bubba 2000 (OF)
 TREVINO, Alex 1978-1981, 1990 (C)
 TRLICEK, Rick 1996; 1997-98 (RHP)
 TROPEANO, Nick 2021 (RHP)
 TUCKER, Michael 2006 (OF)
 TURNER, Justin 2010-2013 (IF)
 TWITCHELL, Wayne 1979 (RHP)
 TYNER, Jason 2000 (OF)

U (3)

UNSER, Del 1975-1976 (OF)
 URDANETA, Lino 2007 (RHP)
 URIBE, Juan 2015 (IF)

V (23)

VALL, Mike 1975-1977 (OF)
 VALDES, Raul 2010 (LHP)
 VALDESPIN, Jordany 2012-13 (IF)
 VALDEZ, Wilson 2009 (IF)
 VALENT, Eric 2004-2005 (OF)
 VALENTIN, John 2002 (IF)
 VALENTIN, José 2006-2008 (IF)
 VALENTINE, Bobby 1977-1978 (2B)
 VALENTINE, Ellis 1981-1982 (OF)
 VALERA, Julio 1990-1991 (RHP)
 VALVERDE, José 2014 (RHP)
 VARGAS, Claudio 2008 (RHP)
 VARGAS, Jason 2007-08, 2018-19 (LHP)
 VAUGHN, Mo 2002-2003 (1B)
 VELANDIA, Jorge 2000-2003 (IF)
 VENTURA, Robin 1999-2001 (IF)
 VERRETT, Logan 2015-2016 (RHP)
 VERYZER, Tom 1982 (SS)
 VILLAR, Jonathan 2021 (IF)
 VINA, Fernando 1994 (IF/OF)
 VIOLA, Frank 1989-1991 (LHP)
 VITKO, Joe 1992 (RHP)
 VIZCAINO, José 1994-1996 (IF)

W (47)

WACHA, Michael 2020 (RHP)
 WAGNER, Billy 2006-2009 (LHP)
 WAHL, BOBBY 2018 (RHP)
 WAKEFIELD, Bill 1964 (RHP)
 WALKER, Chico 1992-1993 (IF/OF)

WALKER, Neil 2016-2017 (IF)
 WALKER, Pete 1995, 2001-02 (RHP)
WALKER, TAIJUAN 2021- (RHP)
 WALKER, Tyler 2002-2003 (RHP)
 WALL, Donnie 2001 (RHP)
 WALLACE, Derek 1996-1999 (RHP)
 WALTER, Gene 1987 (LHP)
 WASHINGTON, Claudell 1980 (OF)
 WATSON, Allen 1999 (LHP)
 WATSON, Matt 2003 (OF)
 WEATHERS, David 2002-2004 (RHP)
 WEBB, Hank 1972-1976 (RHP)
 WEIS, Al 1968-1971 (IF)
 WENDELL, Turk 1997-2001 (RHP)
 WEST, Dave 1988-1989 (LHP)
 WESTON, Mickey 1993 (RHP)
 WHEELER, Dan 2003-2004 (RHP)
 WHEELER, Zack 2013-2019 (RHP)
 WHITE, Rick 2000-2001 (RHP)
 WHITEHURST, Wally 1989-92 (RHP)
 WIGGINTON, Ty 2002-2004 (IF)
 WILK, Adam 2017 (LHP)
 WILKINS, Rick 1998 (C)
 WILLEY, Carl 1963-1965 (RHP)
 WILLHITE, Nick 1967 (LHP)
 WILLIAMS, Charlie 1971 (RHP)
 WILLIAMS, Dave 2007 (LHP)
 WILLIAMS, Gerald 2004-2005 (OF)
 WILLIAMS, Mason 2021 (OF)
WILLIAMS, TREVOR 2021- (RHP)
 WILSON, Justin 2019-2020 (LHP)
 WILSON, Mookie 1980-1989 (OF)
 WILSON, Paul 1996-2000 (RHP)
 WILSON, Preston 1998 (OF)
 WILSON, Tom 2004 (C)
 WILSON, Vance 1999-2004 (C)
 WINNINGHAM, Herman 1984 (OF)
 WISE, Matt 2008 (RHP)
 WOODLING, Gene 1962 (OF)
 WOODWARD, Chris 2005-2006 (IF)
 WRIGHT, David 2004-2018 (IF)
 WYNNNE, Billy 1967 (RHP)

Y (9)

YAMAMOTO, JORDAN 2021- (RHP)
 YATES, Tyler 2002-2005 (RHP)
 YNOA, Gabriel 2016 (RHP)
 YOSHII, Masato 1998-1999 (RHP)
 YOUNG, Anthony 1991-1993 (RHP)
 YOUNG, Chris 2011-2012 (RHP)
 YOUNG, Chris 2014 (OF)
 YOUNG, Eric Jr. 2013-2015 (OF)
 YOUNGBLOOD, Joel 1977-82 (OF)

Z (5)

ZACHRY, Pat 1977-1982 (RHP)
 ZAMBRANO, Victor 2004-06 (RHP)
 ZAMORA, Daniel 2018-2019 (LHP)
 ZEILE, Todd 2000-2001, 2004 (1B)
 ZIMMER, Don 1962 (3B)

METS NUMERICAL ROSTER

00

Tony Clark (2003)

0

Terry McDaniel (1992)
Rey Ordonez (1996-1997)
Omar Quintanilla (2014)
Marcus Stroman (2020-2021)

1

Richie Ashburn (1962)
Cliff Cook (1963)
Duke Carmel (1963)
Charley Smith (1964-1965)
Ed Bressoud (1966)
Jerry Buchek (1967-1968)
Kevin Collins (1969)
Bobby Pfeil (1969)
Lute Barnes (1972-1973)
Gene Clines (1975)
Leo Foster (1976-1977)
Bobby Valentine (1977-1978)
Sergio Ferrer (1979)
Mookie Wilson (1980-89, 97-02)
Lou Thornton (1990)
Chuck Carr (1990)
Vince Coleman (1991-1992)
Tony Fernandez (1993)
Kevin Baez (1993)
Fernando Vina (1994)
Ricky Otero (1995)
Lance Johnson (1996-1997)
Esix Sneed (2004)
Anderson Hernandez (2005-2007)
Luis Castillo (2007-2010)
Mookie Wilson (2011)
Jordany Valdespin (2012-2013)
Chris Young (2014)
Darrell Ceciliani (2015)
Eric Young Jr. (2015)
Justin Ruggiano (2016)
Amed Rosario (2017-2020)
Jonathan Villar (2021)

2

Marv Throneberry (1962-1963)
Jimmy Piersall (1963)
George Altman (1964)
Chuck Hiller (1965-1967)
Phil Linz (1967-1968)
Bob Aspromonte (1971)
Jim Fregosi (1972-1973)
Brock Pemberton (1974-1975)
Roy Staiger (1976-1977)
Tom Grieve (1978)
Phil Mankowski (1980)
Jose Oquendo (1983-1984)
Larry Bowa (1985)
Kevin Elster (1986)
Bill Almon (1987)
Mackey Sasser (1988-1992)
Wayne Housie (1993)
Doug Saunders (1993)
Damon Buford (1995)
Bobby Valentine (1985, 1996-2002)
Gary Pettis (2003-2004)

Sandy Alomar, Sr. (2005-2009)
Justin Turner (2010-2013)
Dilson Herrera (2014-2015)
Juan Uribe (2015)
Gavin Cecchini (2016-2018)
Joe Panik (2019)
Dominic Smith (2020-2021)

3

Gus Bell (1962)
Ed Bouchee (1962)
Tim Harkness (1963-1964)
Bill Cowan (1965)
Bud Harrelson (1965-77, 82, 89-91)
Sergio Ferrer (1978)
Richie Hebner (1979)
Mario Ramirez (1980)
Mike Cubbage (1981)
Rafael Santana (1984-1987)
Junior Naboa (1992)
Darrin Jackson (1993)
Luis Rivera (1994)
Carl Everett (1995-1997)
Vance Wilson (1998-2000)
Jason Phillips (2001)
Vance Wilson (2001-2004)
Miguel Cairo (2005)
Manny Acta (2006)
Damion Easley (2007-2008)
Alex Cora (2009)
Luis Hernandez (2010)
Josh Satin (2011-2012)
Omar Quintanilla (2013)
Curtis Granderson (2014-2017)
Tomás Nido (2018-2021)

4

Charlie Neal (1962-1963)
Duke Snider (1963)
Wayne Graham (1964)
Ron Swoboda (1966-1970)
Rusty Staub (1972-1974)
Bruce Boisclair (1976-1979)
Jose Moreno (1980)
Bob Bailor (1981-1983)
Lenny Dykstra (1985-1989)
Lou Thornton (1989)
Mike Cubbage (1990-1996)
Cookie Rojas (1997-1998)
Robin Ventura (1999-2001)
John Valentin (2002)
Matt Galante (2003-2004)
Chris Woodward (2005-2006)
Ben Johnson (2007)
Anderson Hernandez (2007)
Robinson Cancel (2008)
Argenis Reyes (2008)
Wilson Valdez (2009)
Angel Berroa (2009)
Henry Blanco (2010)
Brad Emaus (2011)
Mike Niekas (2012)
Collin Cowgill (2013)
Wilmer Flores (2013-2018)
Jed Lowrie (2019-2020)
Albert Almora Jr (2021)

5

Hobie Landrith (1962)
Joe Pignatano (1962)
Norm Sherry (1963)
Chris Cannizzaro (1965)
Shaun Fitzmaurice (1966)
Sandy Alomar, Sr. (1967)
Ed Charles (1967-1969)
Joe Foy (1970)
Francisco Estrada (1971)
Jim Beauchamp (1972-1973)
Jim Gosger (1974)
Jerry Moses (1975)
Mike Phillips (1975-1977)
Steve Henderson (1977)
Mike Howard (1981-1983)
Davey Johnson (1984-1990)
Charlie O'Brien (1991)
Jeff McKnight (1992)
Jeromy Burnitz (1993-1994)
Brook Fordyce (1995)
Chris Jones (1995-1996)
John Olerud (1997-1999)
Mark Johnson (2000, 2002)
Tsuyoshi Shinjo (2001, 2003)
David Wright (2005-2018)



David Wright

6

Jim Marshall (1962)
Cliff Cook (1962)
Rick Herrscher (1962)
Larry Burreight (1963-1964)
Bobby Klaus (1964-1965)
Lou Klimchok (1966)
Jim Hickman (1966)
Bart Shirley (1967)
Bob W. Johnson (1967)
Al Weis (1968-1971)
Greg Harts (1973)
Rich Puig (1974)
Mike Vail (1976-1977)
Jose Cardenal (1979-1980)
Wally Backman (1981-1988)
Mike Marshall (1990)
Alex Trevino (1990)
Darren Reed (1990)
Daryl Boston (1991-1992)
Joe Orsulak (1993-1995)
Carlos Baerga (1996)

Manny Alexander (1997)
 Carlos Mendoza (1997)
 Rich Becker (1998)
 Tony Phillips (1998)
 Melvin Mora (1999-2000)
 Timo Perez (2000-2003)
 Ricky Gutierrez (2004)
 Gerald Williams (2004)
 Tom Wilson (2004)
 Jeff Keppinger (2004)
 Mike DiFelice (2006)
 Ruben Gotay (2007)
 Gustavo Molina (2008)
 Abraham Nunez (2008)
 Trot Nixon (2008)
 Ramon Martinez (2009)
 Nick Evans (2008-2011)
 Omar Quintanilla (2012)
 Kelly Shoppach (2012)
 Marlon Byrd (2013)
 Matt den Dekker (2013-2014)
 Pat Roessler (2015-2018)
 Jeff McNeil (2019-2021)

7

Elio Chacon (1962)
 Chico Fernandez (1993)
 Amado Samuel (1964)
 Ed Kranepool (1965-1979)
 Hubie Brooks (1981-1984, 1991)
 John Christensen (1985)
 Kevin Mitchell (1986)
 Clint Hurdle (1987)
 Juan Samuel (1989)
 Chuck Carr (1990)
 Daryl Boston (1990)
 D.J. Dozier (1992)
 Jeff McKnight (1993)
 Bobby Wine (1993-1996)
 Charlie Greene (1996)
 Todd Pratt (1998-2001)
 Gary Bennett (2001)
 Jason Phillips (2002)
 Bob Geren (2012-2014)
 Travis d'Arnaud (2015-2016)
 José Reyes (2003-2011, 2016-2018)
 Marcus Stroman (2019)

8

Chris Cannizzaro (1962-1964)
 Yogi Berra (1965-1975)
 Dan Norman (1979-1980)
 Rick Sweet (1982)
 Phil Mankowski (1982)
 Ronn Reynolds (1982)
 John Gibbons (1984)



Gary Carter

Gary Carter (1985-1989)
 Dave Gallagher (1992-1993)
 Steve Swisher (1994-1996)
 Carlos Baerga (1997-1998)
 Cookie Rojas (1999-2000)
 Desi Relaford (2001)
 Matt Galante (2002)

9

Jim Hickman (1962-1965)
 Wes Westrum (1966-1967)
 J.C. Martin (1968-1969)
 Randy Bobb (1970)
 Bill Sudakis (1972)
 George Theodore (1973-1974)
 Joe Torre (1975-1981)
 Bruce Bochy (1982)
 Mark Bradley (1983)
 Jerry Martin (1984)
 Ronn Reynolds (1985)
 Gregg Jefferies (1987-1991)
 Todd Hundley (1992-1998)
 Todd Zeile (2000-2001)
 Ty Wigginton (2002-2004)
 Craig Brazell (2004)
 Ricky Ledee (2006-2007)
 Mike DiFelice (2007)
 Marlon Anderson (2008-2009)
 Omir Santos (2009-2010)
 Ronny Paulino (2011)
 Kirk Nieuwenhuis (2012-2015)
 Brandon Nimmo (2016-2021)

10

Rod Kanehl (1962-1964)
 Kevin Collins (1965)
 Greg Goossen (1966-1968)
 Mike Jorgensen (1968)
 Duffy Dyer (1969-1974)
 Rusty Staub (1975, 1981-1985)
 Ken Henderson (1978)
 Kelvin Chapman (1979)
 Dave Magadan (1990-1991)
 Jeff Torborg (1992-1993)
 Butch Huskey (1993)
 David Segui (1994)
 Tom McGraw (1995-1996)
 Gary Thurman (1997)
 Kevin Morgan (1997)
 Roberto Petagine (1997)
 Rey Ordonez (1998-2002)
 Rey Sanchez (2003)
 Joe Depastino (2003)
 Jeff Duncan (2004)
 Brian Buchanan (2004)
 Joe Hietpas (2004)
 Shinjo Takatsu (2005)
 Endy Chavez (2006-2008)
 Gary Sheffield (2009)
 Terry Collins (2011-2017)
 Gary DiSarcina (2018-2021)

11

Ed Bouchee (1962)
 Gene Woodling (1962)
 Duke Snider (1963)
 Roy McMillian (1964-1965)
 Wayne Garrett (1969-1976)
 Pepe Mangual (1976)

Lenny Randle (1977-1978)
 Frank Taveras (1979-1981)
 Tom Verzyer (1982)
 Mike Bishop (1983)
 Tucker Ashford (1983)
 Kelvin Chapman (1984-1985)
 Garry Templeton (1991)
 Dick Schofield (1992)
 Vince Coleman (1993)
 Rick Parker (1994)
 Aaron Ledesma (1995)
 Tim Bogar (1996)
 Cory Lidle (1997)
 Preston Wilson (1998)
 Wayne Kirby (1998)
 Shane Halter (1999)
 Jason Tyner (2000)
 Jorge Velandia (2000-2001)
 Joe McEwing (2003-2004)
 Ramon Castro (2005-2009)
 Argenis Reyes (2009)
 Anderson Hernandez (2009)
 Ruben Tejada (2010-2015)
 Tim Teufel (1986-1991, 2016)
 Norichika Aoki (2017)
 José Bautista (2018)
 Adeiny Hechivarría (2019)
 Ruben Tejada (2019)
 Tony DeFrancesco (2020)
 Kevin Pillar (2021)


12

Joe Ginsberg (1962)
 Sammy Drake (1962)
 Jesse Gonder (1963-1965)
 Cleon Jones (1965)
 John Stephenson (1966)
 Tommy Davis (1967)
 Ken Boswell (1968-1974)
 Jack Heidemann (1975-1976)
 Lee Mazzilli (1976)
 John Stearns (1977-84, 2000-01)
 Ron Darling (1985-1989)
 Keith Hughes (1990)
 Willie Randolph (1992, 2005-2008)
 Jeff Kent (1993-1996)
 Alvaro Espinoza (1996)
 Shawn Gilbert (1997-1998)
 Jorge Fabregas (1998)
 Shawon Dunston (1999)
 Roberto Alomar (2002-2003)
 Danny Garcia (2003)
 Jeff Francoeur (2009-2010)
 Joaquin Arias (2010)
 Scott Hairston (2011-2012)
 Juan Lagares (2013-2019)
 Eduardo Núñez (2020)
 Francisco Lindor (2021)

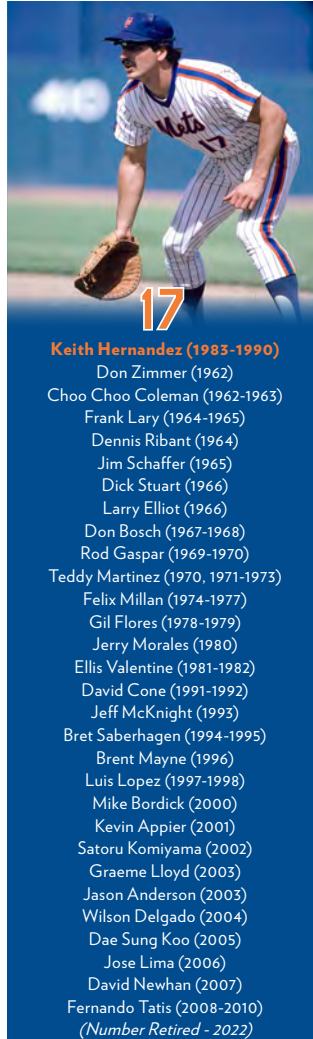
13

Roger Craig (1963)
 Neil Allen (1981-1983)
 Clint Hurdle (1985)
 Lee Mazzilli (1986-1989)
 Jeff Musselman (1989-1990)
 Rick Cerone (1991)
 Rodney McCray (1992)
 Steve Springer (1992)
 Steve Swisher (1993)
 Jonathan Hurst (1994)
 Edgardo Alfonzo (1995-2002)

Jorge Velandia (2003)
 Matt Ginter (2004)
 Brian Daubach (2005)
 Billy Wagner (2006-2009)
 Alex Cora (2010)
 Mike Nickeas (2010-2011)
 Ronny Cedeno (2012)
 Satin, Josh (2013-2014)
 Jerry Blevins (2015)
 Asdrúbal Cabrera (2016-2018)
 Luis Guillorme (2019-2021)



Dan Napoleon (1965-1966)
 Tom Reynolds (1967)
 Kevin Collins (1968)
 Mike Jorgensen (1969, 1971)
 Felix Millan (1973)
 Dave Schneck (1974)
 John Stearns (1975-1976)
 Lee Mazzilli (1977-1981)
 Dwight Gooden (1984-1994)
 Hideo Nomo (1998)
 Derek Bell (2000)
 David Cone (2003)
 Doug Mientkiewicz (2005)
 Paul Lo Duca (2006-2007)
 Angel Pagan (2008-2011)
 Rob Johnson (2012)
 Rick Ankiel (2013)
 Daisuke Matsuzaka (2013-2014)
 Dilson Herrera (2015)
 Danny Muno (2015)
 Alejandro De Aza (2016)
 Kevin Kaczmarek (2018)
 Austin Jackson (2018)
 Jake Marisnick (2020)



18

Felix Mantilla (1962)
 Pumpsie Green (1963)
 Dennis Ribant (1965)
 Gary Kolb (1965)
 Al Luplow (1966-1967)
 Joe Moock (1967)
 Duffy Dyer (1968)
 Jim Gosger (1969)
 Dave Marshall (1970-1972)
 George Theodore (1973)
 Benny Ayala (1974, 1976)
 Joel Youngblood (1977-1982)
 Darryl Strawberry (1983-1990)
 Bret Saberhagen (1992-1993)
 Jeff McKnight (1994)
 Jeff Barry (1995)
 Kevin Roberson (1996)
 Takashi Kashiwada (1997)
 Craig Paquette (1998)
 Todd Haney (1998)
 Darryl Hamilton (1999-2001)
 Jeff D'Amico (2002)
 Art Howe (2003-2004)
 Marlon Anderson (2005)
 José Valentin (2006)
 Moises Alou (2007-2008)
 Jeremy Reed (2009)
 Ryota Igarashi (2010-2011)
 Tim Teufel (2012-2015)
 Travis d'Arnaud (2016-2019)
 Rajai Davis (2019)
 Ryan Cordell (2020)
 José Peraza (2021)

19

Ken MacKenzie (1962-1963)
 Ed Bauta (1963)
 Hawk Taylor (1964-65, 1966-67)
 John Stephenson (1965)
 Kevin Collins (1967)
 Tim Foli (1970-1971, 1978-1979)
 Tommy Moore (1972)
 Jim Gosger (1973)
 Brian Ostrasser (1973)
 Tom Hall (1975-1976)
 Luis Alvarado (1977)
 Leo Foster (1977)
 Butch Benton (1980)
 Ron Gardenhire (1981-1985)
 Bob Ojeda (1986-1990)
 Jeff Gardner (1991)
 Anthony Young (1992-1993)
 Shawn Hare (1994)
 Bill Spiers (1995)
 Jason Hardtke (1996-1997)
 Jim Tatum (1998)
 Lenny Harris (1998, 2000-2001)
 Roger Cedeno (1999, 2002-2003)
 Scott Erickson (2004)
 Heath Bell (2004-2006)
 Lino Urdaneta (2007)
 Sandy Alomar Jr. (2007)
 Jeff Conine (2007)
 Ryan Church (2008-2009)
 Cory Sullivan (2009)
 Gary Matthews Jr. (2010)
 Mike Hessman (2010)
 Daniel Herrera (2011)
 Zach Lutz (2012-2013)
 Johnny Monell (2015)

15

Al Jackson (1962-1965)
 Jerry Grote (1966-1977)
 Butch Benton (1978)
 Claudell Washington (1980)
 Dave Roberts (1981)
 Brian Giles (1981)
 George Foster (1982-1986)
 Rick Aguilera (1987-1988)
 Don Aase (1989)
 Jeff McKnight (1989)
 Ron Darling (1989-1991)
 Kevin Elster (1992)
 Darrell Johnson (1993)
 José Vizcaino (1994-1995)
 Matt Franco (1996-2000)
 Brady Clark (2002)
 Denny Walling (2003-2004)
 Richard Hidalgo (2004)
 Carlos Beltrán (2005-2011)
 Valentino Pascucci (2011)
 Fred Lewis (2012)
 Travis d'Arnaud (2013-2014)
 Bob Geren (2015)
 Matt Reynolds (2016-2017)
 Luis Guillorme (2018)
 Brian Dozier (2020)
 Juan Lagares (2020)
 Guillermo Heredia (2020)
 Cameron Maybin (2021)

16

Bobby Gene Smith (1962)
 Sammy Taylor (1962-1963)
 Jesse Gonder (1963)
 Dick Smith (1963-1964)

Jay Bruce (2016-2018)
Sam Haggerty (2019)
Luis Rojas (2020-2021)

20

Craig Anderson (1962-1964)
Greg Goossen (1965)
Choo Choo Coleman (1966)
Bob Friend (1966)
John Sullivan (1967)
Tommie Agee (1968-1972)
Jerry May (1973)
Ike Hampton (1974)
John Pacella (1977, 1979-1980)
Greg Harris (1981)
Rick Ownbey (1982-1983)
Mike Fitzgerald (1983-1984)
Howard Johnson (1985-93, 2008-10)
Ryan Thompson (1994-1995)
Roberto Petagine (1996)
Bruce Benedict (1997-1999)
Kurt Abbott (2000)
Mark Johnson (2001)
Jeromy Burnitz (2002-2003)
Prentice Redman (2003)
Karim Garcia (2004)
Ricky Bottalico (2004)
Victor Diaz (2005-2006)
Shawn Green (2006-2007)
Jason Pridie (2011)
Anthony Recker (2013-2015)
Neil Walker (2016-2017)
Ruben Amaro (2018)
Pete Alonso (2019-2021)

21

Ed Kranepool (1962-1964)
Warren Spahn (1965)
Bob Moorhead (1965)
Cleon Jones (1966-1975)
Billy Baldwin (1976)
Pepé Mangual (1977)
Elliott Maddox (1978-1980)
Gary Rajsich (1982-1983)
Ross Jones (1984)
Herm Winningham (1984)
Terry Blocker (1985)
Ron Gardenhire (1986)
Kevin Elster (1987-1991)
Terrel Hansen (1992)
Kevin Bass (1992)
David Segui (1994-1995)
Bill Pulsipher (1995-1998)
Masato Yoshii (1998-1999)
Bobby M. Jones (2000, 2002)
Mark Little (2002)
Raul Gonzalez (2002-2003)
Gerald Williams (2004-2005)
Carlos Delgado (2006-2009)
Rod Barajas (2010)
Lucas Duda (2010-2017)
Todd Frazier (2018-2020)
Billy Hamilton (2020)
Rich Hill (2021)

22

Bob Moorhead (1962)
Joe Hicks (1963)
Jack Fisher (1964-1967)
Donn Clendenon (1969-1971)

Bill Cotton (1972)
Jack Aker (1974)
Bob Gallagher (1975)
Jay Kleven (1976)
Doc Medich (1977)
Dale Murray (1978-1979)
Mike Jorgensen (1980-1983)
Bobby Valentine (1984)
Ray Knight (1984-1986)
Kevin McReynolds (1987-91, 1994)
Charlie O'Brien (1992-1993)
Brett Butler (1995)
Alex Ochoa (1995-1997)
Al Leiter (1998-2004)
Royce Ring (2005)
Xavier Nady (2006)
Michael Tucker (2006)
José Valentin (2007)
Ramon Martinez (2008)
J. J. Putz (2009)
Raul Valdes (2010)
Willie Harris (2011)
Eric Young Jr. (2013-2014)
Kevin Plawecki (2015)
Tom Goodwin (2016-2017)
Dominic Smith (2017-2019)
Rick Porcello (2020)
Brian Schneider (2021)

23

Bob G. Miller (1962)
Joe Christopher (1962-1965)
Bill Murphy (1966)
Bob Heise (1967-1968)
Leroy Stanton (1971)
Dave Schneck (1972-1973)
Teddy Martinez (1974)
Jesus Alou (1975)
Leon Brown (1976)
Doug Flynn (1977-1981)
Brian Giles (1982-1983)
Bud Harrelson (1986-1988)
Chuck Hiller (1990)
Chris Donnels (1991-1992)
Tim Bogar (1993-1995)
Bernard Gilkey (1996-1998)
Jermaine Allensworth (1998)
Pat Mahomes (1999-2000)
Brian Rose (2001)
Matt Lawton (2001)
McKay Christensen (2002)
Esix Snead (2002)
Jason Phillips (2003-2004)
Kazuhiisa Ishii (2005)
Julio Franco (2006-2007)
Marlon Anderson (2007)
Brian Schneider (2008-2009)
Chris Carter (2010)
Blaine Boyer (2011)
Mke Baxter (2011-2013)
Taylor Teagarden (2014)
Michael Cuddyer (2015)
Dick Scott (2016-2017)
Adrián González (2018)
Matt den Dekker (2018)
Keon Broxton (2019)
Aaron Altherr (2019)
Brian Schneider (2020)
David Peterson (2021)
Javier Báez (2021)

24

Bob L. Miller (1962)
Jerry Hinsley (1964)
Johnny Lewis (1965-1967)
Ed Charles (1967)
Ken Boswell (1967)
Art Shamsky (1968-1971)
Jim Beauchamp (1972)
Willie Mays (1972-73, 1974-79)
Kelvin Torve (1990)
Rickey Henderson (1999-00, 2007)
Robinson Canó (2019-2020)

25

Frank Thomas (1962-1964)
Gary Kroll (1964)
Larry Stahl (1967-1968)
Bob W. Johnson (1967)
Amos Otis (1969)
Don Hahn (1971-1974)
Del Unser (1975-1976)
Jim Dwyer (1976)
Willie Montanez (1978-1979)
Bill Almon (1980)
Randy Jones (1981)
Charlie Puleo (1981-1982)
Danny Heep (1983-1986)
Al Pedrique (1987)
Keith Miller (1987-1991)
Bobby Bonilla (1992-1995, 1999)
Yorkis Perez (1997)
Jay Payton (1998)
Bill Pulsipher (2000)
Alex Escobar (2001)
Gary Matthews Jr. (2002)
Scott Strickland (2002)
Don Baylor (2003)
Kazuo Matsui (2004-2006)
Pedro Feliciano (2007-2010)
Chin-lung Hu (2011)
Ricky Bones (2012-2021)

26

Herb Moford (1962)
Vinegar Bend Mizell (1962)
Galen Cisco (1992-1965)
Bob Shaw (1966-1967)
Bill Graham (1967)
Bruce Boisclair (1974)
Dave Kingman (1975-77, 1981-83)
Mike Bruher (1978)
Ray Burris (1979)
Scott Holman (1980)
Bill Robinson (1984)
Terry Leach (1985-1989)
Kevin Tapani (1989)
Frank Viola (1989)
Alejandro Pena (1990-1991)
Barry Foote (1992-1993)
Ced Landrum (1993)
Rico Brogna (1994-1996)
Barry Manuel (1997)
Ralph Milliard (1998)
Terrence Long (1999)
Billy Taylor (1999)
Jon Nunnally (2000)
David Lamb (2000)
Jason Phillips (2001)
Marco Scutaro (2002-2003)
Jae Seo (2004-2005)

Orlando Hernandez (2006-2008)
 Ramon Martinez (2009)
 Fernando Martinez (2009-2011)
 Tom Goodwin (2012-2015)
 Kevin Plawewski (2016-2018)
 Mickey Callaway (2019)
 Robinson Chirinos (2020)
 Khalil Lee (2021)

27

Larry Foss (1962-1963)
 Tom Parsons (1964-1965)
 Jim Hickman (1966)
 Dallas Green (1966)
 Don Cardwell (1967-1970)
 Dean Chance (1970)
 Craig Swan (1973-1984)
 Bruce Berenyi (1984)
 Wes Gardner (1984-1985)
 Stanley Jefferson (1986)
 Randy Milligan (1987)
 Bob McClure (1987)
 Tom O'Malley (1989-1990)
 Chuck Carr (1991)
 Tom McGraw (1992-1994)
 Pete Harnisch (1995-1997)
 Dennis Cook (1998-2001)
 Mark Corey (2001-2002)
 Jason Middlebrook (2002-2003)
 Mike Glavine (2003)
 Todd Zeile (2004)
 Mike Matthews (2005)
 Mike Jacobs (2005)
 Darren Oliver (2006)
 Carlos Gomez (2007)
 Nelson Figueroa (2008-2009)
 Frank Catalanotto (2010)
 Jesus Feliciano (2010)
 Pedro Beato (2011)
 Jeurys Familia (2012-2021)

28

Sherman Jones (1962)
 Carl Willey (1963-1965)
 Jim Bethke (1995)
 Bill Hepler (1966)
 Amos Otis (1967)
 Bob Heise (1969)
 John Milner (1971-1977)
 Dwight Bernard (1978-1979)
 Wally Backman (1980)
 Mike Marshall (1981)
 Scott Holman (1982-1983)
 Bobby Valentine (1984)
 Bill Robinson (1985-1989)
 Darren Reed (1990)
 Tom Herr (1990-1991)
 Dave LaRoche (1992-1993)
 Bobby J. Jones (1993-2000)
 Scott Strickland (2003)
 Juan Padilla (2005)
 Jeff Conine (2007)
 Sandy Alomar Jr. (2007)
 Brandon Knight (2008)
 Daniel Murphy (2008-2015)
 James Loney (2016)
 Travis Taijeron (2017)
 Phillip Evans (2018)
 J.D. Davis (2019-2021)

29

John DeMerit (1962)
 Williard Hunter (1962)
 Don Rowe (1963)
 Craig Anderson (1963)
 Rob Gardner (1965-1966)
 Nick Willhite (1967)
 Danny Frisella (1967-1969)
 Bob D. Johnson (1969)
 Ken Singleton (1970-1971)
 Rich Chiles (1973)
 Hank Webb (1974-1975)
 Mickey Lolich (1976)
 Alex Trevino (1978-1981)
 Tom Gorman (1982-1985)
 Tim Corcoran (1986)
 Dave Magadan (1986-1989, 1992)
 Frank Viola (1990-1991)
 Frank Tanana (1993)
 Jim Lindeman (1994)
 Jason Isringhausen (1995)
 Robert Person (1995-1996)
 Steve Bieser (1997)
 Masato Yoshii (1998)
 Octavio Dotel (1998-1999)
 Eric Cammack (2000)
 Steve Trachsel (2001-2006)
 Jorge Sosa (2007-2008)
 Andy Phillips (2008)
 Chris Aguila (2008)
 Gustavo Molina (2008)
 Emil Brown (2009)
 Robinson Cancel (2009)
 Andy Green (2009)
 Tobi Stoner (2009-2010)
 Ike Davis (2010-2014)
 Eric Campbell (2014-2016)
 Tommy Milone (2017)
 Devin Mesoraco (2018)
 Brad Brach (2019-2020)
 Tommy Hunter (2021)
 Trevor Williams (2021)

30

Dennis Ribant (1965-1966)
 Nolan Ryan (1967-1971)
 Hank Webb (1973, 1976)
 Bob L. Miller (1973-1974)
 Jackson Todd (1977)
 Mike Scott (1979-1982)
 Mike Torrez (1983-1984)
 Mel Stottlemire (1985-1993)
 Doug Linton (1994)
 Alberto Castillo (1995-1998)
 Allen Watson (1999)
 Jorge Toca (1999-2001)
 Cliff Floyd (2003-2006)
 Aaron Sele (2007)
 Raul Casanova (2008)
 Josh Thole (2009-2012)
 David Aardsma (2013)
 Andrew Brown (2014)
 Michael Conforto (2015-2021)



Mike Piazza (1998-2005)
 Larry Bearnarth (1963-1966)
 Les Rohr (1967-1968)
 Jack DiLauro (1969)
 Ron Herbel (1970)
 Don Rose (1971)
 Harry Parker (1973-1975)
 Mike Vail (1975)
 Roy Lee Jackson (1977-1980)
 George Bamberger (1982-1983)
 Bruce Berenyi (1984-1986)
 Gene Walter (1987-1988)
 Julio Machado (1989)
 John Franco (1990-1998)
(Number Retired - 2016)

32

Jack Hamilton (1966-1967)
 Hal Reniff (1967)
 Dean Chance (1970)
 Jon Matlack (1971-1977)
 Tom Hausman (1978-1982)
 Carlos Diaz (1982-1983)
 Dick Tidrow (1984)
 Kevin Mitchell (1984)
 Rick Anderson (1986)
 Tom Edens (1987)
 Mark Carreon (1987-1989)
 Doc Edwards (1990-1991)
 Bill Pecota (1992)
 John Stephenson (1993)
 Pete Smith (1994)
 Paul Wilson (1996)
 Mike Hampton (2000)
 Brett Hinchliffe (2001)
 Bruce Chen (2001-2002)
 Tyler Yates (2002)
 Mike Stanton (2003-2004)
 Danny Graves (2005)
 Jeremi Gonzalez (2006)
 Eli Marrero (2006)
 Dave Williams (2006-2007)
 Carlos Muniz (2008-2009)
 Jenny Mejia (2010-2012)
 LaTroy Hawkins (2013)
 John Lannan (2014)
 Steven Matz (2015-2020)
 Aaron Loup (2021)

33

Ron Hunt (1963-1966)
 Chuck Estrada (1967)
 Bob Hendley (1967)
 Billy Connors (1968)
 Les Rohr (1969)
 Ray Sadecki (1970-1974, 1977)
 Mac Scarce (1975)

Ken Sanders (1975-1976)
 Dan Norman (1977-1978)
 Pete Falcone (1979-1982)
 Clint Hurdle (1983)
 Bill Latham (1985)
 Barry Lyons (1986-1990)
 Charlie O'Brien (1990)
 Anthony Young (1991)
 Eddie Murray (1992-1993)
 Kelly Stinnett (1994-1995)
 Andy Tomberlin (1996-1997)
 Tim Spehr (1998)
 Mike Kinkade (1998-2000)
 Bubba Trammell (2000)
 Donne Wall (2001)
 Mike Bacsik (2002-2004)
 Tyler Yates (2004)
 Mike DiFelice (2005)
 Jose Santiago (2005)
 John Maine (2006-2010)
 Taylor Buchholz (2011)
 Vinny Rottino (2012)
 Matt Harvey (2012-2018)
 Héctor Santiago (2019)
 Todd Frazier (2020)
 James McCann (2021)

34

Dave Hillman (1962)
 Jimmy Piersall (1963)
 Cleon Jones (1963-1965)
 Dennis Musgraves (1965)
 Gerry Arrigo (1966)
 Nolan Ryan (1966)
 Jack Lamabe (1967)
 Cal Koonce (1967-1970)
 Danny Frisella (1970-1972)
 Phil Hennigan (1973)
 Bob Apodaca (1973-77, 1997-99)
 Ray Burris (1980)
 Ed Lynch (1981)
 Rusty Tillman (1982)
 Junior Ortiz (1983-1984)
 Sam Perlozzo (1987-1989)
 Mario Diaz (1990)
 Julio Valera (1990-1991)
 Chico Walker (1994)
 Frank Seminara (1994)
 Blas Minor (1995-1996)
 Rick Tricek (1996)
 Mac Suzuki (1999)
 Chuck McElroy (1999)
 Dennis Springer (2000)
 Jerrod Riggan (2000)
 Tom Martin (2001)
 Pedro Astacio (2002-2003)
 Ricky Bottalico (2004)
 Kris Benson (2004-2005)
 Jorge Julio (2006)
 Mike Pelfrey (2006-2012)
 Brandon Lyon (2013)
 Noah Syndergaard (2015-2021)

35


Ray Daviault (1962)
 Larry Miller (1965-1966)
 Don Shaw (1967-1968)
 Billy Wynne (1967)
 Jon Matlack (1970)
 Charlie Williams (1971)
 Joe Nolan (1972)

Randy Sterling (1974)
 Roy Staiger (1975)
 Luis Rosado (1977)
 Dock Ellis (1979)
 Ed Lynch (1980-1981)
 Randy Jones (1981-1982)
 John Christensen (1984-1985)
 Joe Sambito (1985)
 Billy Beane (1985)
 Kevin Mitchell (1986)
 John Gibbons (1986-1987)
 Craig Shipley (1989)
 Orlando Mercado (1990)
 Pat Tabler (1990)
 Lee Guetterman (1992)
 Kenny Grier (1993)
 Doug Henry (1995-1996)
 Rick Reed (1997-2001)
 David Weathers (2002-2004)
 Mike DeJean (2004-2005)
 Jose Offerman (2005)
 Jerry Manuel (2006)
 Joe Smith (2007-2008)
 Lance Broadway (2009)
 Mike Jacobs (2010)
 Dillon Gee (2010-2015)
 Logan Verrett (2015-2016)
 Adam Wilk (2017)
 Jacob Rhame (2017-2019)
 Jared Hughes (2020)
 Brandon Drury (2021)
 Trevor Hildenberger (2021)



Jerry Koosman (1967-1978)

Sherman Jones (1962)
 Bob G. Miller (1962)
 Tracy Stallard (1963-1964)
 Roger Craig (1963)
 Jim Bethke (1965)
 Wayne Twitchell (1979)
 Mark Bomback (1980)
 Dan Boitano (1981)
 Ed Lynch (1982-1986)
 Manny Hernandez (1989)
 Dave Liddell (1990)
 Kevin Baez (1990, 1992)
 Tony Castillo (1991)
 Tito Navarro (1993)
 Mike Birkbeck (1995)
 Don Florence (1995)
 Greg McMichael (1997-1999)
 Jeff Tam (1998)
 Grant Roberts (2000-2004)
 Manny Aybar (2005)
 Henry Owens (2006)
 Kelly Stinnett (2006)
 Chip Ambres (2007)
 Willie Collazo (2007-2008)
 Al Reyes (2008)
 Darren O'Day (2009)
 Ken Takahashi (2009)
 Manny Acosta (2010)
 Dale Thayer (2011)
 Collin McHugh (2012-2013)
 Juan Centeno (2013-2014)
 Sean Gilmartin (2015-2017)
 Mickey Callaway (2018-2019)
(Number Retired - 2021)



37

Casey Stengel (1962-1965)
(Number Retired - 1965)

38

Roger Craig (1962-1963)
 Ed Bauta (1964)
 Willard Hunter (1964)
 Dave Eilers (1965-1966)
 Ralph Terry (1966-1967)
 Dennis Bennett (1967)
 Billy Wynne (1967)
 Billy Connors (1967)
 Al Jackson (1968-1969)
 Jesse Hudson (1969)
 Rich Folkers (1970)
 Buzz Capra (1971-1973)
 Jerry Cram (1974-1975)
 Skip Lockwood (1975-1979)
 Tim Leary (1981-1984)
 Rick Aguilera (1985-1986, 1989)
 Bob L. Gibson (1987)
 Blaine Beatty (1989-1991)
 Pat Howell (1992)
 Dave Telgheder (1993-1994)
 Dave Mlicki (1995-1998)
 Jeff Tam (1998-1999)
 Jerrod Riggan (2001)
 Jae Seo (2002)
 Pat Strange (2002-2003)
 James Baldwin (2004)
 Victor Zambrano (2004-2006)
 Carlos Muniz (2007)
 Matt Wise (2008)
 Fernando Nieve (2009-2010)
 Chris Capuano (2011)
 Garrett Olson (2012)
 Shaun Marcum (2013)
 Vic Black (2013-2014)
 Dan Warthen (2016-2017)
 Anthony Swarzak (2018)
 Justin Wilson (2019-2020)
 Tylor Megill (2021)

39

Steve Dillon (1963-1964)
 Dick Selma (1965-1968)
 Gary Gentry (1969-1972)
 Tommy Moore (1973)
 John Strohmayr (1973-1974)
 Nino Espinosa (1975-1978)
 Hubie Brooks (1980)
 Doug Sisk (1982-1987)
 Phil Lombardi (1989)
 Kelvin Torve (1990-1991)
 Rich Sauveur (1991)
 Jeff Kent (1992)
 Josias Manzanillo (1993-95, 98-99)
 Juan Acevedo (1997)
 Rick Wilkins (1998)
 Benny Agbayani (1998)
 Jim Mann (2000)
 Dicky Gonzalez (2001)
 Steve Reed (2002)
 Dan Wheeler (2003-2004)
 Vic Darenbourg (2004)
 Roberto Hernandez (2005-2006)
 Pedro Feliciano (2006)
 Jon Adkins (2007)
 Jason Vargas (2008)
 Claudio Vargas (2008)
 Bobby Parnell (2008-2015)
 Jerry Blevins (2016-2018)
 Edwin Díaz (2019-2021)

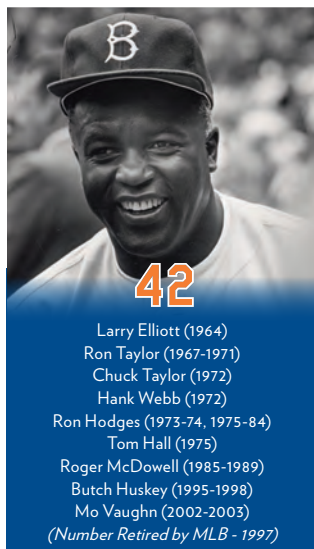
40

Al Moran (1963-1964)
 Dick Rusteck (1966)
 Jerry Hinsley (1967)
 Bill Short (1968)
 Brent Strom (1972)
 George Stone (1973-1975)
 Pat Zachry (1977-1982)
 Calvin Schiraldi (1984-1985)
 Randy Niemann (1986)
 Jeff Innis (1987-1993)
 Eric Gunderson (1994-1995)
 Dave Telgheder (1995)
 Mike Fyhrie (1996)
 Armando Reynoso (1997-1998)
 Ryan McGuire (2000)
 C.J. Nitkowski (2001)
 Tony Tarasco (2002)
 Jae Seo (2003)
 Braden Looper (2004-2005)
 Brian Bannister (2006)
 Ambiorix Burgos (2007)
 Robinson Cancel (2008)
 Tim Byrdak (2011-2013)
 Bartolo Colón (2014-2016)
 AJ Ramos (2017)
 Jason Vargas (2018)
 Wilson Ramos (2019-2020)
 Jacob Barnes (2021)
 Geoff Hartlieb (2021)



41

Clem Labine (1962)
 Grover Powell (1963)
 Jim Bethke (1965)
 Gordon Richardson (1965-1966)
Tom Seaver (1967-1977, 1983)
(Number Retired - 1988)



42

Larry Elliott (1964)
 Ron Taylor (1967-1971)
 Chuck Taylor (1972)
 Hank Webb (1972)
 Ron Hodges (1973-74, 1975-84)
 Tom Hall (1975)
 Roger McDowell (1985-1989)
 Butch Huskey (1995-1998)
 Mo Vaughn (2002-2003)
(Number Retired by MLB - 1997)

43

Ted Schreiber (1963)
 Bill Wakefield (1964)
 Darrell Sutherland (1965-1966)
 Dick Rusteck (1966)
 Joe Grzenda (1967)
 Jim McAndrew (1968-1973)
 Paul Siebert (1977-1978)
 Juan Berenguer (1979-1980)
 Terry Leach (1981-1982)
 Billy Beane (1984)
 John Gibbons (1985)
 John Mitchell (1986-1989)
 Kevin Brown (1990)
 Dan Schatzeder (1990)
 Doug Simmons (1991)
 Mark Dewey (1992)
 Mickey Weston (1993)
 Mike Remlinger (1994-1995)
 Paul Byrd (1995-1996)
 Toby Borland (1997)
 Todd Pratt (1997)
 John Hudek (1998)
 Rigo Beltran (1998-1999)
 Pete Walker (2001-2002)
 Jaime Cerda (2002-2003)
 Shane Spencer (2004)
 Bartolome Fortunato (2004-2006)
 Royce Ring (2006)
 Jason Vargas (2007)
 Brian Stokes (2008-2009)
 R.A. Dickey (2010-2012)
 Sean Henn (2013)
 Buddy Carlyle (2015)
 Addison Reed (2015-2017)
 Jamie Callahan (2017-2018)
 Luis Avilán (2019)
 Erasmo Ramírez (2020)
 Jerad Eickhoff (2021)

44

Harry Chiti (1962)
 Bill Denehy (1967)
 Al Schmelz (1967)
 Jim Bibby (1969, 1971)
 Leroy Stanton (1970)
 Bob Rauch (1972)
 Mac Scarce (1975)
 Bob Myrick (1976-1978)
 Andy Hassler (1979)
 Jeff Reardon (1981)
 Ray Searage (1981)
 Ron Darling (1983-1984)
 Bill Latham (1985)
 Tom Paciorek (1985)
 David Cone (1987-1991)
 Howard Johnson (1991)
 Tim Burke (1991-1992)
 Tom Filer (1992)
 Ryan Thompson (1992-1993)
 John Cangelosi (1994)
 Kevin Lomon (1995)
 Jason Isringhausen (1995-97, 1999)
 Jay Payton (1999-2002)
 Jay Bell (2003)
 Mike Cameron (2004-2005)
 Lastings Milledge (2006-2007)
 Brady Clark (2008)
 Tony Armas Jr. (2008)
 Brandon Knight (2008)
 Eddie Kunz (2008)
 Tim Redding (2009)
 Jason Bay (2010-2012)
 John Buck (2013)
 Aaron Harang (2013)
 Kyle Farnsworth (2014)
 Buddy Carlyle (2014)
 John Mayberry Jr. (2015)
 Eric O'Flaherty (2015)
 René Rivera (2016-2017)
 AJ Ramos (2017-2018)
 Jason Vargas (2019)
 René Rivera (2019-2020)
 Robert Gsellman (2021)

45

Ron Locke (1964)
 Tug McGraw (1965-67, 1969-74)
 Darrell Sutherland (1966)
 Billy Connors (1968)
 Rick Baldwin (1975-1977)
 Butch Metzger (1978)
 Jeff Reardon (1979-1980)
 Bob Gibson (1981)
 Brent Gaff (1982-1984)
 John Candelera (1987)
 Edwin Nunez (1988)
 Mark Carreon (1990-1991)
 Paul Gibson (1992-1993)
 Mauro Gozzo (1993-1994)
 Jerry DiPoto (1995-1996)
 Randy Niemann (1997-1998)
 John Franco (1998-2004)
 Pedro Martinez (2005-2008)
 Jason Isringhausen (2011)
 Justin Hampson (2012)
 Zack Wheeler (2013-2019)
 Michael Wacha (2020)
 Jordan Yamamoto (2021)

46

Neil Allen (1979-1980)
 Randy Niemann (1985)
 David West (1988-1989)
 Chris Jelic (1990)
 Terry Bross (1991)
 Barry Jones (1992)
 Dallas Green (1993-1996)
 Brian Bohanon (1997-1998)
 Willie Blair (1998)
 Jermaine Allensworth (1999)
 Rich Rodriguez (2000)
 Tyler Walker (2002)
 Jeremy Griffiths (2003)
 Jose Parra (2004)
 Tim Hamulack (2005)
 Oliver Perez (2006-2010)
 Dale Thayer (2011)
 Manny Acosta (2011-2012)
 Greg Burke (2013)
 Tyler Clippard (2015)
 Chasen Bradford (2017)
 Gerson Bautista (2018)
 Brooks Pounders (2019)
 Stephen Tarpley (2021)

47

Jay Hook (1962-1964)
 Tom Sturdivant (1964)
 Darrell Sutherland (1964)
 Mardie Cornejo (1978)
 Jesse Orosco (1979, 1981-1987)
 Wally Whitehurst (1989-1992)
 Mike Draper (1993)
 Jason Jacome (1994-1995)
 Reid Cornelius (1995)
 Derek Wallace (1996)
 Joe McEwing (2000-2002)
 Tom Glavine (2003-2007)
 Casey Fossum (2009)
 Hisanori Takahashi (2010)
 Miguel Batista (2011-2012)
 Aaron Laffey (2013)
 Andrew Brown (2013)
 José Valverde (2014)
 Hansel Robles (2015-2018)
 Drew Gagnon (2018-2019)
 Chasen Shreve (2020)
 Joey Lucchesi (2021)

48

Red Kress (1962)
 Joe Nolan (1973)
 Nino Espinosa (1974)
 Randy Tate (1975)
 Juan Berenguer (1978)
 Ed Glynn (1979-1980)
 Mel Stottlemire (1984)
 Randy Myers (1985-1989)
 Julio Machado (1990)
 Pete Schourek (1991-1994)
 Roger Mason (1994)
 Pedro A. Martinez (1996)
 Ricardo Jordan (1997)
 Randy Niemann (1998-1999)
 Dan Murray (1999)
 Glendon Rusch (1999-2001)
 Kane Davis (2002)
 Aaron Heilman (2003-2008)

Pat Misch (2009-2011)
 Frank Francisco (2012-2013)
 Jacob deGrom (2014-2021)

49

John Stephenson (1964)
 Kevin Kobel (1978-1980)
 Dyar Miller (1980-1981)
 Walt Terrell (1982-1984)
 Ed Hearn (1986)
 Don Schulze (1987)
 Don Aase (1989)
 Todd Hundley (1990-1991)
 Mike Birkbeck (1992)
 Joe Vitko (1992)
 Pete Walker (1995)
 Bob MacDonald (1996)
 Joe Crawford (1997)
 Brad Clontz (1998)
 Armando Benitez (1999-2003)
 Orber Moreno (2003-2004)
 Felix Heredia (2005)
 Roberto Hernandez (2006)
 Philip Humber (2006-2007)
 Ruddy Lugo (2008)
 Jonathon Niese (2008-2016)
 Josh Smoker (2017)
 Tyler Bashlor (2018-2019)
 Ariel Jurado (2020)
 Jeremy Accardo (2021)

50

Phil Cavaretta (1975-1978)
 Sid Fernandez (1984-1993)
 Juan Castillo (1994)
 Rick Tricek (1997)
 Benny Agbayani (1999-2001)
 John Thomson (2002)
 Matt Watson (2003)
 Victor Diaz (2004)
 Manny Acta (2005)
 Duaner Sanchez (2006-2008)
 Sean Green (2009-2010)
 Mike O'Connor (2011)
 Scott Atchison (2013)
 Rafael Montero (2014-2018)
 Jim Rigglesman (2019)
 Jeremy Accardo (2020)
 Miguel Castro (2020-2021)

51

Cookie Lavagetto (1962-1963)
 Wes Westrum (1964-1965)
 Roy McMillan (1973-1976)
 Denny Sommers (1977-1978)
 Dick Sisler (1979-1980)
 Deron Johnson (1981)
 Jim Frey (1982-1983)
 Vern Hoscheit (1984-1987)
 Tom Spencer (1991)
 John Stephenson (1992)
 Mike Maddux (1993-1994)
 Lance Johnson (1996)
 Mookie Wilson (1997)
 Mel Rojas (1997-1998)
 Rick White (2000-2001)
 Dave Engel (2002)
 Chris Chambliss (2002)
 Rick Peterson (2004-2008)
 Luis Aguyayo (2008)

Luis Alicea (2009)
 Chip Hale (2010-2011)
 Dave Hudgens (2012-2014)
 Jack Leathersich (2015)
 Jim Henderson (2016)
 Paul Sewald (2017-2020)
 Tony Tarasco (2021)

52

Solly Hemus (1962-1964)
 Don Heffner (1964-1965)
 Harvey Haddix (1966-1967)
 Joe Pignatano (1968-1981)
 Greg Pavlick (1985-86, 88-91, 94-96)
 Dave Wallace (1999-2000)
 Randy Niemann (2002-2003)
 Rick Waits (2003)
 Tony Clark (2003)
 Don Baylor (2004)
 Guy Conti (2005, 2008)
 Howard Johnson (2007)
 Razor Shines (2009-2010)
 Dave Hudgens (2011)
 Ramon Ramirez (2012)
 Carlos Torres (2013-2015)
 Yoenis Céspedes (2015-2020)
 Nick Tropeano (2021)
 Jake Reed (2021)
 Brad Hand (2021)

53

Rogers Hornsby (1962)
 Ernie White (1963)
 Mel Harder (1964)
 Sheriff Robinson (1966-1967)
 Eddie Yost (1968-1976)
 Tom Burgess (1977)
 Dal Maxville (1978)
 Chuck Cottier (1979-1981)
 Bud Harrelson (1982)
 Bobby Valentine (1983)
 Eric Hillman (1992-1994)
 Rafael Landestoy (1996)
 Tom Robson (1997-1999, 2000)
 Mickey Brantley (1999)
 Dave Engle (2001)
 Mark Guthrie (2002)
 Verne Ruhle (2003)
 Jerry Manuel (2005)
 Chad Bradford (2006)
 Jerry Manuel (2008-2010)
 Eric Langill (2011)
 Bobby Abreu (2014)
 Dave Racaniello (2015-2016)
 Glenn Sherlock (2017-2019)
 Jeremy Hefner (2012-2013, 2020-2021)
 Heath Hembree (2021)

54

Red Ruffing (1962)
 Clyde McCullough (1963)
 Whitey Herzog (1966)
 Salty Parker (1967)
 Rube Walker (1968-1971)
 Rob Dromerhauser (1987-1991)
 Mark Clark (1996-1997)
 Al Jackson (1999-2000)
 Charlie Hough (2001-2002)
 Rick Waits (2003)
 Rick Down (2005-2007)

Brian Lawrence (2007)
 Dave Racaniello (2008-2014)
 Alex Torres (2015)
 Tim Stauffer (2015)
 T.J. Rivera (2016-2018)
 Chili Davis (2019-2021)
 Kevin Howard (2021)

55

Sherrif Robinson (1972)
 Joe Fitzgerald (1973-1975)
 Joe Frazier (1976-1977)
 Frank Howard (1982-1984)
 Orel Hershiser (1999)
 Bobby Floyd (2001)
 Shawn Estes (2002)
 Pedro Feliciano (2002-2004)
 Tom Nieto (2005-2007)
 Ken Oberkfell (2008)
 Randy Niemann (2009-2010)
 Chris Young (2011-2012)
 Pedro Feliciano (2013)
 Ty Kelly (2016)
 Kelly Johnson (2015-2016)
 Neil Ramirez (2017)
 Corey Oswalt (2018-2021)

56

Dyar Miller (1980)
 Bill Monbouquette (1982)
 Gene Dusan (1983)
 Jeff Kaiser (1993)
 Bob Apodaca (1996)
 Brian McRae (1997-1998)
 Darren Bragg (2001)
 Edwin Almonte (2003)
 Dave Racaniello (2004)
 Guy Conti (2006-2007)
 Luis Ayala (2008)
 Jon Switzer (2009)
 Dave Jaus (2010)
 Jon Debus (2011)
 Andres Torres (2012)
 Scott Rice (2013-2014)
 Ty Kelly (2016-2017)
 Tyler Pill (2017)
 Tom Slater (2018-2021)
 Hugh Quattlebaum (2021)

57

Bobby Floyd (1997, 2004)
 Tom Robson (2002)
 Jason Roach (2003)
 Eric Valent (2004-2005)
 Johan Santana (2008-2013)
 Lamar Johnson (2014)
 Kevin Long (2015-2017)
 Dave Racaniello (2018-2021)

58

Luis Rosado (1980)
 Anderson Garcia (2006)
 Sandy Alomar Jr. (2008-2009)
 Rafael Arroyo (2010)
 Ken Oberkfell (2011)
 Jerry Mejia (2013-2015)
 Josh Smoker (2016)
 Dave Racaniello (2017)
 Dave Eiland (2018-2019)

Pil Regan (2019)
 Hensley Meulens (2020)
 Dave Jaus (2021)

59

Ed Lynch (1980)
 Alay Soler (2006)
 Guillermo Mota (2006-2007)
 Dan Warthen (2008-2015)
 Antonio Bastardo (2016)
 Josh Smoker (2016)
 Fernando Salas (2016-2017)
 Jose Lobaton (2018)
 Chuck Hernández (2019)
 Jeremy Accardo (2019-2020)
 Carlos Carrasco (2021)

60

Al Omdumsen (1979-1980)
 Rob Dromerhauser (1987)
 Juan Lopez (2002-2003, 2006)
 Scott Schoeneweis (2007-2008)
 Lillan Castro (2009-2011)
 Luis Natera (2014)
 P.J. Conlon (2018)
 Luis Rojas (2019)
 Andrés Giménez (2020)
 Billy McKinney (2021)

61

Jesse Orosco (1979)
 Mario Ramirez (1980)
 Jeff Duncan (2003)
 Chan Ho Park (2007)
 Livan Hernandez (2009)
 Jack Egbert (2012)
 Dana Eveland (2014)
 Kevin McGowan (2017)
 Chris Beck (2018)
 Bobby Wahl (2018)
 Walker Lockett (2019-2020)
 Sean Reid-Foley (2021)

62

Hubie Brooks (1980)
 Juan Lopez (2008)
 Erik Goeddel (2014-2017)
 Scott Copeland (2018)
 Drew Smith (2018, 2020-2021)

63

Chris Schwinden (2011-2012)
 Elvin Ramirez (2012)
 Gabriel Ynoa (2016)
 Tim Peterson (2018-2019)
 Thomas Szapucki (2021)

64

Elmer Dessens (2009-2010)
 Josh Stinson (2011)
 Akeel Morris (2015)
 Chris Flexen (2017-2019)
 Yenny Díaz (2021)

65

Robert Gsellman (2016-2020)
Trevor May (2021)

66

Josh Edgin (2012-2017)
Ty Kelly (2018)
Franklyn Kilome (2020)

67

Seth Lugo (2016-2021)

68

Dario Alvarez (2014-2015)
Jeff McNeil (2018)
Wilmer Font (2019)
Donnie Hart (2019)
Dellin Betances (2020-2021)

70

Wilfredo Tovar (2013-2014)
Eric Hanhold (2018)
Ali Sánchez (2020)
Mason Williams (2021)

71

Gonzalez German (2013-2014)
Ryan O'Rourke (2019)
Hunter Strickland (2020)
Akeem Bostick (2021)

72

Carlos Torres (2015)
Phillip Evans (2017)
Jack Reinheimer (2018)

Stephen Nogosek (2019)
Wilfredo Tovar (2021)
Jake Reed (2021)

73

Kenny Rogers (1999)
Ricardo Rincon (2008)
Rob Carson (2012-2013)
Daniel Zamora (2018-2019)
Travis Blankenhorn (2021)

74

Chris Mazza (2019)

75

Francisco Rodriguez (2009-2011)

76

Patrick Mazeika (2020-2021)

77

D.J. Carrasco (2011-2012)
Tomás Nido (2017)
Buddy Baumann (2018)
David Peterson (2020)
Chance Sisco (2021)
Anthony Banda (2021)

78

Eric Langill (2012-2021)

79

Ricky Meinhold (2021)

81

Rafael Fernández (2021)
Johneshwy Fargas (2021)

84

Nelson Silverio (2003)

85

Stephen Nogosek (2021)

86

Jake Hager (2021)

87

Juan Lagares (2020)

88

Tom Goodwin (2017)

89

Robert Stock (2021)

91

Carlos Gómez (2019)
Ryan Ellis (2020)

93

Jeremy Hefner (2021)

99

Turk Wendell (1997-2001)
Taijuan Walker (2021)

AND THE NAME IS...

The name Mets was judged by club owner Joan Payson as the one that best met five basic criteria:

1. It met public and press acceptance;
2. It was closely related to the team's corporate name (Metropolitan Baseball Club, Inc);
3. It was descriptive of the Metropolitan area;
4. It had a brevity that delighted copy readers everywhere;
5. It had historical background, referring to the Metropolitans of the 19th century American Association.

Other names considered included Rebels, Skyliners, NYBs, Burros (for the five boroughs), Continentals, Avengers...As well as Jets and Islanders, names that would eventually find their way into the New York sports scene.

CAP AND UNIFORM HISTORY

1962 - Home Uniform: The colors chosen were “Dodgers Blue” and “Giants Orange,” and the NY monogram on the cap was a resurrection of the Giants’ logo. The jersey was white with blue pinstripes and “Mets” in script across the chest on an upward slant, which was based on the Brooklyn Dodgers uniform. Road Uniform: The words “New York” in all capital letters with orange piping were used. The home pinstripe base was replaced by a solid gray color. The same royal blue cap was used for both home and road uniforms.

1964/1965 - During the team’s first two seasons at Shea Stadium, a patch commemorating the city’s hosting of the World’s Fair replaced the Mets skyline logo on the sleeve of the home and road jersey. This was a relatively new innovation in baseball uniforms across the country and in New York.

1965 - Numbers were added to the front of both the home and away uniform jerseys.

1966 - The Mets skyline logo appeared on the left sleeve for the first time.

1969 - A patch commemorating the 100th Anniversary of Major League Baseball was worn on the left sleeve of both the home and road jerseys, again replacing the skyline logo.

1972 - The Mets wore a black armband on the left sleeve of both the home and road uniforms in memory of Mets manager Gil Hodges, who passed away prior to the start of the 1972 campaign. Both the home and road uniforms were changed from flannel uniforms with double-knit lettering to tackle twill.

1973 - During the second half of their NL Championship season (and through the NLCS and World Series) the Mets wore a vertical patch on the right sleeve of their warmup jackets commemorating the 75th Anniversary of the incorporation of New York City into five boroughs in 1898 (prior to 1898, Brooklyn had been a separate city). The patch featured a stylized “75” logo with a map of the five boroughs place in the loop of the “5.”

1974 - The “zig-zag” pinstripes were featured on the home uniform. “New York” on the front of the road jersey was replaced by “Mets.”

1976 - The Mets once again wore black armbands commemorating the passing of two of the primary figures, at the time, of the club’s inception – owner/president Joan Payson and manager Casey Stengel-both of whom passed away following the 1975 season. In addition, a patch commemorating the National League Centennial was on the right sleeve. For select games during the season, the team also wore a special striped hat as part of the celebration surrounding the NL Centennial.

1978 - The white jersey changed to a pullover with a two-button, crew-neck style collar. Two blue stripes and one orange stripe, equal in width, were added to the cuff of both the left and right sleeve, as well as around the collar. In addition, orange and blue striping was added down the leg of the road pants.

1979 - The Mets added names to the back of their home uniforms.

1979/1980 - The years of the mismatched uniforms, with some of the old 1979 uniforms still being worn in 1980, when the design changed slightly. Some had logo patches on the sleeve and some didn’t. Some had the uniform numbers high up on the players’ backs, some had the numbers way down low. Most had player names on the back, but some didn’t (Claudell Washington was with the Mets for a month until they could find a plaque big enough to fit his name).

1982 - The Mets added an alternate blue road jersey. The royal blue pullover jersey featured thick orange and blue racing stripes with “Mets” across the chest.

1983 - The pullover white pinstriped jersey with thick striping from the neck all the way down to the socks was unveiled. In addition, the skyline logo was removed from the jersey. The Mets road jersey also changed to the pullover variety with “Mets” in script across the chest of the gray jersey with the thick stripes down the side.

1986 - The team wore a special 25th Anniversary patch commemorating the franchise’s founding year of 1962.

1987 - The only Mets uniform to last but a single year. The 1987 road uniform marked the first appearance of the words “New York” written in script across the chest.

1988 - “New York” on the front of the road jersey was changed to block lettering in an arch across the chest. A white outline was added to the outline of all letters and numbers as well as to the racing stripe down the side of the uniform.

1991 - Buttons return to the uniform. The home jersey still featured the script “Mets” and the road jersey kept the block-lettered “New York”.

1992 - A special “S” patch was added to the sleeve of both the home and road jerseys in tribute to the late William A. Shea, who was instrumental in the birth of the franchise.

1993 - The skyline logo returned to the left sleeve of both the home and road jerseys while the thick racing stripes were removed from both uniforms. A new script was used for the “Mets” lettering across the chest of the home uniform. The lettering was similar to the script “Mets” used from the team’s inception, with an added tail that underlines the entire word. In addition, the “zig-zag” pinstripes that had been featured on the home uniform since 1972 were changed to a straight pinstripe. The road jersey featured a script lettering “New York” that also was underlined. Finally, all hats worn by teams across Major League Baseball featured the MLB logo, centered on the back of the cap.

1994 - A patch commemorating the 125th Anniversary of Major League Baseball was worn on the right sleeve of both the home and road uniforms. The skyline logo on the left sleeve was also replaced for this season with a special patch commemorating the 25th Anniversary of the Miracle Mets.

1995 - The skyline logo returned to the sleeve of both the home and road uniforms, while the underlining of the “Mets” and “New York” on both versions of the jersey was removed in favor of the more classic lettering. The button atop the blue Mets cap was changed from royal blue to orange.

1997 - An alternate home “snow white” uniform was added. The jersey was very similar to the traditional home uniform, without the pinstripes. The team also added an alternate white cap with a blue brim and an interlocking orange NY. Teams across Major League Baseball featured a special 50th Anniversary patch commemorating Jackie Robinson breaking baseball’s color barrier.

1998 - The alternate white cap was scrapped in favor of a new black cap with royal blue trim and an interlocking NY in royal blue. The team added a second alternate jersey, which was worn both at home as well as on the road. The black uniform, with “Mets” across the chest on an upward slant, featured blue letters and numbers with a white and orange drop shadow.

1999 - A second alternate cap was added. The all-black cap featured an interlocking NY in royal blue with a white and orange drop shadow. In addition, player names were removed from all three jerseys worn at home – white pinstripes, “snow white,” and black alternate. An alternate black road jersey was added as well, similar to the alternate black home jersey, but featuring “New York” across the chest. Additionally, a slight change was made in the Mets skyline logo, as the small interlocking NY was removed. This was the first change to the skyline logo since the team’s inception in 1962.

2000 - All teams added the Major League Baseball logo to the back of the home, road and alternate jerseys. The team also opened the season in Tokyo, Japan and featured a special patch commemorating the first games played outside North America. Player names returned to the back of all versions of the home jersey after a one-year hiatus. Finally, the Mets wore a patch with the official logo of the 2000 World Series during that year’s Fall Classic.

2001 - The team wore a special patch in memory of the passing of Mets legend Tommie Agee, who died of a heart attack prior to the season and prospect Brian Cole, who was killed in an automobile accident. The patch featured 20 and 60, the numbers worn by Agee and Cole, and was worn for the Mets home opener on April 9, 2001. Later in the season, in response to the attacks on September 11th, the Mets wore caps honoring the NYPD, FDNY, Port Authority, Emergency Medical Services, and numerous other city services that were affected by the terrorist attacks. An American flag was also added to the back of all jerseys league wide, and American flags were also added to the side of all caps.

2002 - The Mets honored the franchise’s 40th Anniversary with a commemorative patch on the right sleeve of the home jersey, below which was stitched “9-11-01” in remembrance of the September 11th attacks.

2004 - The team celebrated Shea Stadium’s 40th birthday with a patch on the right sleeve of the home jersey. The logo was split between blue and orange and featured the iconic pitcher and batter neons which adorned Shea Stadium’s exterior. All jerseys also featured an embroidered “Ya Gotta Believe-Tug” patch, in memory of former Mets reliever Tug McGraw. The team also honored the passing of the voice of the Mets, as “Bob Murphy” was embroidered above the Mets logo on the left sleeve in memory of the Hall of Fame broadcaster.

2008 - In recognition of the team’s final season at Shea Stadium, the Mets wore a patch commemorating their time in the ballpark which opened in 1964. The logo was adorned to the right sleeve and featured a split image of the stadium’s original facade from 1964 coupled with a more modern version. The imagery was then surrounded by the wording “Shea Stadium 1964-2008.”

2009 - The Mets opened Citi Field with a patch commemorating their first year in their new world-class home. The logo was placed on the right sleeve of the Mets home jersey and resembled the Citi Field logo, but featured the wording “Inaugural Season 2009.”

2010 - The Mets introduced a new pinstripe jersey that combined elements of both new and old Mets uniforms. The natural color and pinstripes were staples of the Mets uniform when the team debuted in 1962, and were complemented by a more modern day script “Mets” across the chest.

2012 - To celebrate the club’s 50th Anniversary, the team wore white and road gray uniforms reflecting the look of the original uniform from their inaugural season. The black dropshadow was removed from the Mets script logo, letters and numbers. The pinstripe jersey was the primary home uniform. The Mets also introduced a 50th Anniversary logo that incorporated the basic elements of the original blue and orange skyline logo, with gold accents in celebration of the franchise’s golden anniversary. The Mets wore a new blue and orange batting practice jersey. The last time the Mets home black jersey was worn was on July 21, 2012.

2013 - The Mets introduced a blue alternate home and road jersey for the 2013 season. Both versions featured Mets blue with orange piping with the orange lettering on the home jersey and gray lettering on the road one. The 2013 All-Star logo patch was featured on the left sleeve. The club also introduced two new caps. The first was a training cap that was crafted from high-performance materials and featured a royal blue crown and an orange button and visor. The logo was a running Mr. Met. The other cap had a royal blue crown with an orange button and visor. The logo was an orange “NY” with a bold white outline.

2014 - The Mets wore camouflage jerseys and hats during Monday night home games in 2014-2015 to salute U.S. servicemen and women. The club also wore a patch reading “Ralph Kiner 1922-2014” with a microphone on all jerseys after the legendary broadcaster passed away during the winter. The Mets added a “FC” patch to the uniform on July 4 after former GM Frank Cashen passed away. A Mr. Met patch was also added to the Mets alternate home and road jerseys.

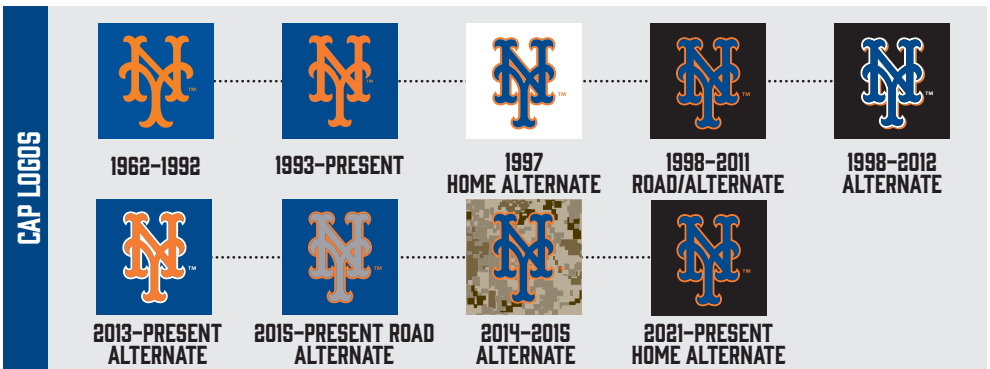

2015 - The Mets featured an all white pinstripe uniform. The road alternate cap was royal blue with a gray “NY” logo outlined in orange.

2016 - All uniforms were upgraded to the new Majestic “Flex Base” pattern, however, they looked exactly the same. The Mets wore a throwback 1986 uniform at home on Sundays to honor the 30th Anniversary of the Mets’ 1986 World Championship.

2017 - All on-field jerseys featured the iconic Mets skyline patch on the left sleeve. Two new caps were introduced, a home alternate Mets blue cap with a two-color orange and white “NY” and orange button. The other cap was a new batting practice cap with an orange visor. Mr. Met was removed from all uniform elements.

2020 - After the passing of Hall of Famer Tom Seaver, the Mets wore a black circle “41” memorial patch on the right sleeve starting on September 4 for the remainder of the season.

2021 - The Mets wore a Tom Seaver tribute patch on the right sleeve. The Mets black home jerseys returned on July 30. It marked the first time since July 21, 2012, the team wore black home jerseys. On the 20th Anniversary of 9-11, the Mets wore a white home jersey with “New York” across the front and the same ‘9-11-01’ patch that adored the 2001 jerseys.



METS FAMILY

The following is a list of Mets players who have played more than 10 years with the club:

Player	Number of Years	Years
Ed Kranepool	18	1962-1979
David Wright	15	2004-2018
John Franco	14	1990-2004
Bud Harrelson	13	1965-1977
Jerry Grote	12	1966-1977
Cleon Jones	12	1963-1975
Tom Seaver	12	1967-1977, 1983
Craig Swan	12	1973-1984
Ron Hodges	12	1973-1984
Jerry Koosman	12	1967-1978
José Reyes	12	2003-2011, 2016-2018
Dwight Gooden	11	1984-1994

UNIFORM PATCHES



HOME - 1966-68, '70-'81
ROAD - 1962-68, '70-'81



1969



1976



1986



1992



1993, 1995-98



1994



1994



1997



1999-2011
2013-PRESENT



1999-2013
ALTERNATE



APRIL 9, 2001




2001-2002



2002



2004



2004



2004



2008 HOME/
ALT HOME



2009 HOME/
ALT HOME



2012



2013



2014



2014-2016
ALTERNATE



2014-2015
ALTERNATE



2016 ALTERNATE



2018



2019



2020



2021



SEPTEMBER 11, 2021

EXPANSION METS

The 22 original Mets selected in the expansion draft of October 10, 1961.

\$125,000

Pitchers—Jay Hook (Cincinnati), Bob L. Miller (St. Louis);
Infielder—Don Zimmer (Chicago);
Outfielder—Lee Walls (Philadelphia).

\$75,000

Pitchers—Craig Anderson (St. Louis), Roger Craig (Los Angeles),
Ray Daviault (San Francisco), Al Jackson (Pittsburgh).
Catchers—Chris Cannizzaro (St. Louis), Clarence Coleman (Philadelphia),
Hobie Landrith (San Francisco)
Infielders—Ed Bouchee (Chicago), Elio Chacon (Cincinnati),
Sammy Drake (Chicago), Gil Hodges (Los Angeles), Felix Mantilla (Milwaukee).
Outfielders—Gus Bell (Cincinnati), Joe Christopher (Pittsburgh),
John DeMerit (Milwaukee), Bobby Gene Smith (Philadelphia).

\$50,000

Pitcher—Sherman Jones (Cincinnati);
Outfielder—Jim Hickman (St. Louis).

HOME JERSEY LETTERING



1962-1992



1993-1994



1995-1998



1997 ALTERNATE HOME



1999-2009



1998-2009 ALT. HOME
2010-11 HOME



2010-2011
ALTERNATE HOME



2012-2014



2012-2014
ALTERNATE HOME



2013-PRESENT
ALTERNATE HOME



2015-PRESENT

ROAD JERSEY LETTERING



1962-1973



1974-1986



1982
ALTERNATE ROAD



1983-1984
ALTERNATE ROAD



1987



1988-1992



1993-1994



1995-1997

ALT. JERSEY LETTERING



1998-2011



1999-2008
ALTERNATE ROAD



2012-PRESENT



2013-PRESENT
ALTERNATE ROAD



1998-2014
ALTERNATE HOME



2014-2015



2021-PRESENT
ALTERNATE HOME



SEPTEMBER 11, 2021

METS FIRSTS

METS

Game:	April 11, 1962 at St. Louis (Cardinals 11, Mets 4) WP-Larry Jackson; LP-Roger Craig
Batter:	April 11, 1962; Richie Ashburn at St. Louis, fled out to centerfielder Curt Flood off Larry Jackson
Run:	April 11, 1962; Richie Ashburn at St. Louis on Charlie Neal's RBI single off Larry Jackson, third inning
Hit:	April 11, 1962; Gus Bell at St. Louis, second inning, single off Larry Jackson (also first Mets baserunner)
Double:	April 11, 1962; Felix Mantilla at St. Louis, seventh inning off Carey Jackson
Triple:	April 23, 1962; Bobby Smith at Pittsburgh, eighth inning off Jack Lamabe
Home Run:	April 11, 1962; Gil Hodges at St. Louis, fourth inning off Larry Jackson
RBI:	April 11, 1962; Charlie Neal at St. Louis, third-inning RBI single off Larry Jackson
Stolen Base:	April 25, 1962; Richie Ashburn at Cincinnati, third inning, second base
Walk:	April 11, 1962; Felix Mantilla at St. Louis, third inning by Larry Jackson

OPPOSITION

Strikeout:	April 11, 1962; Roger Craig at St. Louis, third inning by Larry Jackson
Batter:	April 11, 1962; Curt Flood, St. Louis, fled out to centerfielder Richie Ashburn off Roger Craig
Run:	April 11, 1962; Julian Javier, St. Louis, on Stan Musial's RBI single off Roger Craig, first inning
Hit:	April 11, 1962; Julian Javier, St. Louis, first inning single off Roger Craig
Double:	April 11, 1962; Stan Musial, St. Louis, third inning off Roger Craig
Triple:	April 13, 1962; Bill Mazeroski, Pittsburgh, second inning off Sherman Jones
Home Run:	April 14, 1962; Bill Mazeroski, Pittsburgh, second inning off Al Jackson
RBI:	April 11, 1962; Stan Musial, St. Louis, first inning
Batter to Walk:	April 11, 1962; Stan Musial, St. Louis, fifth inning by Bob Moorhead
Batter to Strike Out:	April 11, 1962; Gene Oliver, St. Louis, second inning by Roger Craig

GENERAL

Error:	April 11, 1962; Charlie Neal (second base) at St. Louis, sixth inning on a ball hit by Julio Gotay
Pinch Hitter:	April 11, 1962; Ed Bouchee at St. Louis, fourth inning, walked vs. Larry Jackson (Batted for Craig)
Relief Pitcher:	April 11, 1962; Bob Moorhead at St. Louis, fourth inning (relieved Craig)
Home Game:	April 13, 1962 at the Polo Grounds (Pirates 4, Mets 3) WP-Tom Sturdivant; LP-Sherman Jones
Victory:	April 23, 1962 at Pittsburgh (Mets 9, Pirates 1) WP-Jay Hook; LP-Tom Sturdivant
Shutout:	April 29, 1962 vs. Philadelphia (Game One, Won, 8-0) WP-Al Jackson; LP-Art Mahaffey
Extra-Inning Game:	April 17, 1962 vs. Houston (Lost, 5-2 in 11 innings) WP- Jim Golden; LP- Herb Moford
Night Game:	April 11, 1962 at St. Louis (Lost, 11-4) WP-Larry Jackson; LP-Roger Craig
Doubleheader:	April 29, 1962 vs. Philadelphia (Won Game One, 8-0, lost Game Two, 10-2) Game 1, WP-Al Jackson; LP-Art Mahaffey. Game 2, WP-Bobby Locke; LP-Sherman Jones
No-Hitter:	June 1, 2012 vs. St. Louis, Won 8-0 (Johan Santana)

MILESTONE WINS

Win#	Date	Score/Opponent	Win#	Date	Score/Opponent
1	4/23/62	9-0 at Pittsburgh	2000	5/2/89	7-1 at Atlanta
100	5/15/64	4-2 at San Francisco	2500	4/14/96	10-4 at Colorado
500	4/19/70	10-2 vs. Philadelphia	3000	9/3/01	10-7 at Philadelphia
1000	5/22/76	4-1 at Montreal	3500	4/4/08	4-3 (12) vs. Philadelphia
1500	4/6/84	8-1 at Houston	4000	7/8/14	8-3 at Atlanta
2000	5/2/89	7-1 at Atlanta	4500	5/29/21	13-2 vs. Atlanta

POLO GROUNDS

For the first two years of their existence, the Mets played their home games at the historic Polo Grounds while waiting for the finish of the construction of Shea Stadium.

The stadium where the Mets won 56 games during the 1962 and 1963 seasons actually was the fourth venue to carry the name the “Polo Grounds.” The first structure, located between 110th and 112th Streets and Fifth and Sixth Avenues in upper Manhattan, opened its doors in 1876 as a home to polo matches. In 1880, the New York Metropolitan’s leased the grounds for baseball with the New York Giants following suit three years later.

The second Polo Grounds, sporting a 15,000-seat wooden grandstand, was located on 155th Street and Eighth Avenue with the Giants as the main tenants. Although polo was not played there, the team brought the name of its former home. It was here that the famous quirky dimensions—475 feet to center field and only 258 feet out to right—were first unveiled. After a fire destroyed the stadium in 1911, it was rebuilt later that year with a capacity of 34,000.

In 1913, the Yankees joined the Giants as tenants, but left after an attendance dispute in 1922. Finally, in 1924, the fourth remodeling of the Polo Grounds was finished, complete with seating for 55,987. It was this incarnation that the Mets began calling home in 1962.

The Giants left New York and the Polo Grounds in 1957, leaving the stadium with only the memories of some of the most famous moments in baseball history, such as Bobby Thomson’s game-winning “Shot Heard ‘Round the World” to clinch the 1951 pennant, and Willie Mays’ over-the-shoulder catch in the 1954 World Series. Without a Major League Baseball team as a regular tenant, the stadium deteriorated to the point where the Mets needed to spend \$300,000 to refurbish the ballpark before moving in to start the 1962 season.



The Mets’ first game at the Polo Grounds, April 13, 1962.

With a fresh coat of paint, a new scoreboard, better lighting, more dining options for fans and a complete overhaul of the outfield and infield grass, the Mets played their first home game in the Polo Grounds on April 13, 1962 and lost 4-3 to the Pittsburgh Pirates. New York played 160 more games at their temporary home over the next two seasons and left for good following a 5-1 loss to the Philadelphia Phillies on September 18, 1963.

The aging stadium was finally demolished over a period of four months in 1964. A housing development now occupies the famous site.

METS ALL-TIME HR/RBI LEADERS BY POSITION

Position

Catcher	Todd Hundley - 41 ('96)
First Base	Pete Alonso - 53 ('19)
Second Base	Edgardo Alfonzo - 27 ('99)
Shortstop	Asdrúbal Cabrera - 22 ('16)
Third Base	Howard Johnson - 38 ('91)
Left field	Dave Kingman - 36 ('75)
Center field	Carlos Beltrán - 41 ('06)
Right field	Darryl Strawberry - 38 ('87 & '88)
Pitcher	Tom Seaver - 3 ('72)
	Noah Syndergaard - 3 ('16)

Player - RBI (Year)

Mike Piazza - 124 ('99)
Pete Alonso - 120 ('19)
Edgardo Alfonzo - 108 ('99)
José Reyes - 81 ('06)
David Wright - 124 ('08)
Bernard Gilkey - 117 ('96)
Carlos Beltrán - 116 ('06)
Darryl Strawberry - 108 ('90)
Tom Seaver - 10 ('70)

POLO GROUNDS' FIRSTS

- GAME:** April 13, 1962 vs. Pittsburgh (Pirates-4, Mets-3). WP-Tom Sturdivant; LP-Sherman Jones
- BATTER:** Bill Virdon, Pittsburgh. Grounded out, shortstop Felix Mantilla to Jim Marshall, off Sherman Jones
- METS BATTER:** Richie Ashburn. Grounded out, second baseman Bill Mazerowski to first baseman Dick Stuart, facing Tom Sturdivant
- HIT:** April 13, 1962; Smokey Burgess, Pittsburgh, second inning off Sherman Jones
- METS HIT:** April 13, 1962; Sherman Jones vs. Pittsburgh, third inning single off Tom Sturdivant
- SINGLE:** April 13, 1962; Smokey Burgess, Pittsburgh, second inning off Sherman Jones
- DOUBLE:** April 13, 1962; Don Hoak, Pittsburgh, second inning off Sherman Jones
- METS DOUBLE:** April 13, 1962; Jim Marshall, fifth inning off Tom Sturdivant
- TRIPLE:** April 13, 1962; Bill Mazerowski, Pittsburgh, second inning off Sherman Jones
- METS TRIPLE:** April 27, 1962; Charlie Neal vs. Philadelphia, sixth inning off Cal McLish
- HOME RUN:** April 13, 1962; Frank Thomas vs. Pittsburgh, sixth inning solo shot off Tom Sturdivant
- RBI:** April 13, 1962; Don Hoak, Pittsburgh, second inning
- METS RBI:** April 13, 1962; Richie Ashburn vs. Pittsburgh, fifth inning
- RUN:** April 13, 1962; Smokey Burgess, Pittsburgh, second inning
- METS RUN:** April 13, 1962; Jim Marshall vs. Pittsburgh, fifth inning
- STOLEN BASE:** April 18, 1962; Julian Javier, St. Louis, second base, fourth inning
- METS STOLEN BASE:** April 29, 1962; Elio Chacon vs. Philadelphia (Game One), second base, fourth inning
- STRIKEOUT:** April 13, 1962; Bob Skinner, Pittsburgh, first inning by Sherman Jones
- WALK:** April 13, 1962; Jim Marshall vs. Pittsburgh, second inning by Tom Sturdivant
- HIT BATTER:** April 14, 1962; Felix Mantilla vs. Pittsburgh, eighth inning by Vinegar Bend Mizell
- WILD PITCH:** April 13, 1962; Herb Moford vs. Pittsburgh, sixth inning
- ERROR:** April 13, 1962; Roy Face, Pittsburgh, eighth inning
- METS VICTORY:** April 28, 1962; vs. Philadelphia (Won, 8-6). WP-Roger Craig; LP-Frank Sullivan
- SHUTOUT:** April 29, 1962; vs. Philadelphia (Game One, Won, 8-0). WP-Al Jackson; LP-Art Mahaffey
- EXTRA-INNINGS:** April 17, 1962; vs. Houston (Lost, 5-2 in 11 innings). WP-Jim Golden; LP-Herb Moford
- NIGHT GAME:** May 1, 1962; vs. Cincinnati (Lost, 8-2). WP-Joey Jay; LP-Jay Hook
- DOUBLEHEADER:** April 29, 1962; vs. Philadelphia (Won Game One, 8-0, lost Game Two, 10-2) Game 1, WP-Al Jackson; LP-Art Mahaffey. Game 2, WP-Bobby Locke; LP-Sherman Jones

NEVER TOO YOUNG

Ten teenagers have played for the Mets, ranging from 17-year old Ed Kranepool in 1962 to 19-year old José Reyes in 2003. Here are the 10 Met teenagers, starting with the youngest:

Name	Birthdate	First Game	Age at First Game
Ed Kranepool	November 8, 1944	September 22, 1962	17 years, 10 months, 14 day
Jim Bethke	November 5, 1946	April 12, 1965	18 years, 5 months, 7 days
Jerry Hinsley	April 9, 1945	April 18, 1964	19 years, 9 days
Kevin Collins	August 4, 1946	September 1, 1965	19 years, 28 days
Dwight Gooden	November 16, 1964	April 7, 1984	19 years, 4 months, 22 days
Nolan Ryan	January 31, 1947	September 11, 1966	19 years, 7 months, 11 days
Greg Goossen	December 14, 1945	September 3, 1965	19 years, 8 months, 20 days
Tim Foli	December 8, 1950	September 11, 1970	19 years, 9 months, 3 days
Jose Oquendo	July 4, 1963	May 2, 1983	19 years, 9 months, 28 days
José Reyes	June 11, 1983	June 10, 2003	19 years, 11 months, 30 days

SHEA STADIUM

In 1964, the Mets moved from Manhattan to Queens into their brand-new home, William A. Shea Municipal Stadium. Located on 126th Street and Roosevelt Avenue, Shea would welcome more than 94 million fans and some of the most famous moments in Mets history during its 45 years.

The stadium originally was to be called “Flushing Meadows Stadium.” But in 1962, behind a movement led by department store magnate Bernard Gimbel, the Flushing Meadows Stadium label was dropped in favor of a name that honored the man most responsible for returning National League baseball to New York, prominent attorney Bill Shea. Shea Stadium was born.

Architect John Waterbury drew up the plans for the stadium and the ceremonial ground-breaking took place on October 28, 1961. The designs called for the city to contribute \$24.5 million to construct the ballpark, with the Mets to chip in another \$6.5 million for office space, restaurants and other amenities.

The 55,300-seat stadium was completed and Shea opened to 48,736 fans on April 17, 1964. But in a scene reminiscent of Opening Day at the Polo Grounds two years earlier, the Pirates again beat the Mets, 4-3.

In their first season at Shea, the Mets drew 1,732,597 fans and hosted the All-Star Game before baseball handed off the reigns to football and the New York Jets for the winter. Football would be a permanent winter staple in Queens until 1983, when the Jets left for New Jersey.

Shea was designed to be a multi-purpose complex—it was the first major stadium in the United States to have two movable field box sections—and as such held a variety of events. The Beatles gave the first-ever concert at Shea Stadium on August 15, 1965, in front of more than 55,000 fainting, crying and screaming fans.

It was, and remains to this day, the most historic concert ever, as it was the first time in history that a sports stadium was used for a rock concert.



The Mets' first game at Shea Stadium, April 17, 1964.

The groundbreaking Beatles concert at Shea set new attendance records at the time; it was the first large-scale, outdoor concert that demonstrated such events could be hugely successful and profitable.

Other unforgettable Shea moments include the historic papal Mass celebrated by Pope John Paul II in 1979, plus concerts staged by music legends including Billy Joel, The Rolling Stones, Elton John, Eric Clapton, Jimi Hendrix and Bruce Springsteen. The stadium also played host to a wide variety of sporting events, such as soccer, boxing and wrestling matches and college football, along with the normal schedule of baseball and NFL football games.

In 1975, Shea was the center of the New York sports world. The Mets, Yankees, Jets and Giants all called the stadium home, marking the first and only time in professional sports history that two baseball teams and two football teams shared the same facility in the same year. Both the Yankees and Giants needed a temporary home while Yankee Stadium underwent renovations.

Throughout the years, Shea was the site for some of the most memorable moments in Mets history: Cleon Jones catching the clinching out of the 1969 World Series, the amazing comeback in Game 6 of the 1986 World Series, and President Bill Clinton joining Jackie Robinson's widow, Rachel, to retire the Hall of Famers' uniform number 42 on April 15, 1997. Shea finally closed its doors on September 28, 2008 following the Mets' 4-2 loss to the Florida Marlins.

The demolition of Shea took several months, with the final piece coming down on February 18, 2009 at 11:22 a.m. Citi Field's Parking Lot D covers the grounds where Shea once stood, with markers commemorating the original locations of the stadium's home plate, bases and pitching mound.



Pope John Paul II addresses the crowd at Shea in 1979.

SHEA STADIUM FIRSTS

GAME:	April 17, 1964; Pirates, 4, Mets 3 (WP-Bob Friend; LP-Ed Bauta)
BATTER:	Dick Schofield, Pittsburgh. Popped up to Mets second baseman Larry Burright off pitcher Jack Fisher
METS BATTER:	Tim Harkness. Grounded out, shortstop Dick Schofield to first baseman Donn Clendenon off Bob Friend
HIT:	April 17, 1964; Willie Stargell, Pittsburgh; second-inning home run off Jack Fisher
METS HITS:	April 17, 1964; Tim Harkness, third-inning single off Bob Friend
SINGLE:	April 17, 1964; Bob Bailey, Pittsburgh, second inning off Jack Fisher
DOUBLE:	April 17, 1964; Ron Hunt, Mets, fourth inning off Bob Friend
TRIPLE:	April 18, 1964; Roberto Clemente, Pittsburgh, sixth inning off Jerry Hinsley
METS TRIPLE:	May 8, 1964; Jesse Gonder vs. St. Louis, first inning off Ernie Broglio
HOME RUN:	April 17, 1964; Willie Stargell, Pittsburgh, second inning off Jack Fisher
METS HOME RUN:	April 23, 1964; Ron Hunt vs. Chicago-NL, eighth inning off Dick Ellsworth
RUN:	April 17, 1964; Willie Stargell, Pittsburgh, second inning
METS RUN:	April 17, 1964; Ron Hunt vs. Pittsburgh, fourth inning
RBI:	April 17, 1964; Willie Stargell, Pittsburgh, second inning
METS RBI:	April 17, 1964; Jesse Gonder vs. Pittsburgh, fourth inning
STOLEN BASE:	April 19, 1964; Joe Christopher, Mets, sixth inning vs. Pittsburgh
STRIKEOUT:	April 17, 1964; Roberto Clemente, Pirates, first inning by Jack Fisher
WALK:	April 17, 1964; Jim Hickman vs. Pittsburgh, second inning by Bob Friend
HIT BATTER:	April 17, 1964; Jim Hickman vs. Pittsburgh, fourth inning by Bob Friend
ERROR:	May 6, 1964; Larry Bearnarth vs. Cincinnati, fifth inning
METS VICTORY:	April 17, 1964; Bill Mazerowski, Pittsburgh, sixth inning
SHUTOUT:	April 19, 1964; vs. Pittsburgh (Won, 6-0) WP-Al Jackson; LP-Bob Veale
EXTRA-INNING GAME:	April 19, 1964; vs. Pittsburgh (Won, 6-0) WP- Al Jackson; LP- Bob Veale May 31, 1964; vs. San Francisco (Game Two, Lost, 8-6, 23 innings) WP-Gaylord Perry; LP-Galen Cisco
NIGHT GAME:	May 6, 1964; vs. Cincinnati (Lost, 12-4) WP-Sammy Ellis; LP-Bill Wakefield
DOUBLEHEADER:	May 10, 1964; vs. St. Louis (Won Game One, 4-1, lost Game Two, 10-1) Game 1, WP-Tracy Stallard; LP-Roger Craig Game 2, WP-Ray Washburn; LP-Jerry Hinsley

SUSPENDED GAMES

July 13, 1977	Cubs 5, Mets 2 at Shea Game suspended in the 6th due to NYC blackout and completed on September 16.
June 17, 1979	Mets 2, Braves 1 at Shea Game suspended in the 9th due to rain and completed on August 27.
August 6, 1986	Mets 7, Cubs 6 at Wrigley Field Game suspended in the 7th due to darkness and completed on August 7.
May 24, 2013	Mets 5, Braves 7 at Citi Field 10 innings (Game suspended in the 9th due to rain and completed on May 25).
June 27, 2015	Mets 2, Reds 1 at Citi Field 13 innings (Game suspended in the 7th due to rain and completed on June 28).
August 28, 2018	Mets 1, Cubs 2 at Wrigley Field 11 innings (Game suspended in the 10th due to rain and completed on August 29).
June 13, 2019	Mets 4, Cardinals 5 at Citi Field 10 innings (Game suspended in the 9th due to rain and completed on June 14).
April 11, 2021	Mets 6, Marlins 5 at Citi Field Game suspended in the 1st due to rain and completed on August 31.

CITI FIELD



OPENED
April 13, 2009
(Mets vs. San Diego Padres)

CAPACITY
41,922
SQUARE FEET
1.3 million

SUITES
10 Delta Suites
39 Empire Level Suites
5 Empire Level Party Suites

CLUBS
Delta Sky360 Club
Hyundai Club
Caesar's Bar & Grill featuring
Caesar's Sportsbook
Piazza 31 Club
Jim Beam Highball Club
Clover Home Plate Club

SAMSUNG ELECTRONICS LED VIDEO AND REPLAY BOARDS

This offseason the New York Mets announced a deal with Samsung Electronics America to be the ballpark's official display and technology solutions partner. Samsung will bring the Mets vision of creating a one-of-a-kind ballpark to life with these unique innovations. This ballpark upgrade--one of the largest single projects in all professional sports--is slated to take place over the span of two years and will make Citi Field the most technologically advanced ballpark in the major leagues.

At the start of the 2022 season the new enhancements to the fan experience include new ribbon boards and more than 1,300 LCD screens throughout the ballpark. Within that deal includes a new larger and enhanced centerfield scoreboard that will be installed for the 2023 season. Fans can expect 4,000 square feet of direct view LED screens, ballpark-wide IPTV system with 100 sports channels and entertainment content, double the number of slow-motion replay systems and three times as many cameras for increased game coverage.

JACKIE ROBINSON ROTUNDA

The iconic main entry to Citi Field honors Jackie Robinson, the great American trailblazer who became the first African-American player to break Major League Baseball's color barrier with the Dodgers in 1947. Evoking the classic design of Ebbets Field, the Rotunda recognizes and perpetuates the humanitarian ideals of one of our country's civil rights pioneers. Engraved into the Rotunda's 160-foot diameter floor and etched into its 70-foot archways are words and larger-than-life images that defined Jackie's "nine values": Courage, Excellence, Persistence, Justice, Teamwork, Commitment, Citizenship, Determination, and Integrity. The Rotunda features an eight-foot sculpture of Jackie's number 42, which was retired in perpetuity throughout Major League Baseball in 1997.

OUTFIELD FENCES

The Mets moved in portions of the outfield wall at Citi Field after the 2014 season. The changes affected were located in center to right field ranging from three to 11 feet. Citi Field's dimensions are:

Left Field Line - 335 feet	Right-center - 380 feet
Left Field - 358 feet	Right Field - 370 feet
Left-center - 370 feet	Right Field Line - 330 feet
Center - 408 feet	

ARCHITECTURAL DESIGN

Inspired by Mets' National League Heritage. The brick, limestone, granite and cast stone throughout the ballpark closely resembles the masonry used at Ebbets Field, the legendary home of the Brooklyn Dodgers. The dark green seats and soot-colored exposed steel recall the Mets' first home, the historic Polo Grounds and former home of the New York Giants. Shea Bridge in right-center is named after William A. Shea, extending the legacy of the man who was the driving force behind bringing National League baseball back to New York and for whom Shea Stadium was named.

CITI FIELD & THE ENVIRONMENT

The Mets have implemented a wide range of sustainable environmental initiatives in the design, construction and operation of Citi Field. The ballpark was built with recycled concrete and construction vehicles were fueled with ultra-low sulfur diesel. Citi Field's building management system monitors and automatically controls all aspects of energy operation from temperatures to lights to minimize energy consumption. Grease and cooking oil are recycled along with cardboard, glass, metal, bottles, cans, light bulbs and batteries. The Mets save more than four million gallons of water per year by using 414 hands-free faucets, 635 automated toilet flush-valves and 270 waterless urinals. A 11,000 square foot green roof atop the administration building in rightfield, white PVC roofs throughout the ballpark, high mast parking lot light fixtures, permeable pavers, and an underground well used to irrigate the playing field are other ways the Mets are working to protect the environment.

CITI FIELD TOURS


Citi Field features unprecedented amenities and comfort for Mets fans, sports fans and visitors to the New York metropolitan area. The open-air ballpark connects the Mets' National League heritage to the future and to the city through a number of unique design elements. The behind the scenes tour allows guests to experience the most restricted, non-public areas of the ballpark while learning about the history of Citi Field and the New York Mets.

Ballpark tours are approximately one hour in length and can be customized to accommodate groups of any size and age. All tour stops and locations are subject to the type of tour purchased and availability depending on the activities occurring within the ballpark and/or due to weather.

Citi Field also provides the best backdrop to photograph your special occasion! Whether you want to schedule a shoot for a proposal, save the date, family portraits, holiday cards or the classic engagement shoot, we've got you covered!

Get private access to the most exclusive, behind-the-scenes spaces here at the ballpark.

For more information, visit mets.com/tours
To schedule a private tour, photoshoot, or proposal, email tours@nymets.com



CITI FIELD FIRSTS

GAME:	April 13, 2009 vs. San Diego (Padres 6, Mets 5). WP-Edward Mujica; LP-Brian Stokes
BATTER:	April 13, 2009; Jody Gerut, San Diego, home run to right field off Mike Pelfrey
METS BATTER:	April 13, 2009; José Reyes vs. San Diego, grounded out to first baseman Adrian Gonzalez off Walter Silva
HIT:	April 13, 2009; Jody Gerut, San Diego, home run, first inning off Mike Pelfrey
METS HIT:	April 13, 2009; David Wright vs. San Diego, double, first inning off Walter Silva
SINGLE:	April 13, 2009; David Eckstein, San Diego, first inning off Mike Pelfrey
METS SINGLE:	April 13, 2009; José Reyes vs. San Diego, third inning off Walter Silva
DOUBLE:	April 13, 2009; David Wright vs. San Diego, first inning off Walter Silva
TRIPLE:	April 19, 2009; José Reyes vs. Milwaukee, fifth inning off Jeff Suppan
HOME RUN:	April 13, 2009; Jody Gerut, San Diego, first inning, home run off Mike Pelfrey
METS HOME RUN:	April 13, 2009; David Wright vs. San Diego, fifth inning off Walter Silva
RBI:	April 13, 2009; Jody Gerut, San Diego, first inning, home run off Mike Pelfrey
METS RBI:	April 13, 2009; Luis Castillo vs. San Diego, second inning, RBI double scoring Brian Schneider off Walter Silva
RUN:	April 13, 2009; Jody Gerut, San Diego, first inning, home run off Mike Pelfrey
METS RUN:	April 13, 2009; Brian Schneider vs. San Diego, second inning
GRAND SLAM:	April 27, 2009; Omir Santos vs. Florida, first inning off Aníbal Sánchez
LEADOFF HOME RUN:	April 13, 2009; Jody Gerut, San Diego off Mike Pelfrey
METS LEADOFF HOME RUN:	August 23, 2009; Angel Pagan vs. Philadelphia off Pedro Martinez
PINCH-HIT HOME RUN:	April 17, 2009; Gary Sheffield vs. Milwaukee, seventh inning off Mitch Stetter
WALK-OFF HOME RUN:	May 7, 2010; Rod Barajas vs. San Francisco off Sergio Romo
WALK-OFF GRAND SLAM:	April 24, 2013; Jordany Valdespin vs. Los Angeles-NL off Josh Wall
INSIDE-THE-PARK HOME RUN:	August 23, 2009; Angel Pagan vs. Philadelphia off Pedro Martinez
STOLEN BASE:	April 15, 2009; José Reyes vs. San Diego, seventh inning
STRIKEOUT:	April 13, 2009; Nick Hundley, San Diego, second inning by Mike Pelfrey
WALK:	April 13, 2009; Chase Headley, San Diego, first inning by Mike Pelfrey
METS WALK:	April 13, 2009; Ryan Church vs. San Diego, second inning by Walter Silva
HIT BATTER:	April 18, 2009; Gary Sheffield vs. Milwaukee, sixth inning by Yovani Gallardo
WILD PITCH:	April 13, 2009; J.J. Putz vs. San Diego, eighth inning
ERROR:	April 13, 2009; Ryan Church, San Diego, sixth inning, dropped fly ball
METS VICTORY:	April 15, 2009; vs. San Diego (Mets 7, Padres 2). WP-Oliver Perez; LP-Kevin Correia
SHUTOUT:	April 18, 2009; vs. Milwaukee (Mets 1, Brewers 0). WP-Johan Santana; LP-Yovani Gallardo
EXTRA-INNING GAME:	May 12, 2009; vs. Atlanta (Mets 4, Braves 3 in 10 innings). WP-Francisco Rodriguez; LP-Jeff Bennett
NIGHT GAME:	April 13, 2009; vs. San Diego (Padres 6, Mets 5). WP-Edward Mujica; LP-Brian Stokes
DAY GAME:	April 18, 2009; vs. Milwaukee (Mets 1, Brewers 0). WP-Johan Santana; LP-Yovani Gallardo
DOUBLEHEADER:	July 30, 2009; vs. Colorado (Won Game One, 7-0, Lost Game Two, 4-2) Game 1, WP-Johan Santana; LP-Jason Hammel Game 2, WP-Jorge De La Rosa; LP-Jonathon Niese
NO-HITTER:	June 1, 2012 vs. St. Louis, Won 8-0, Johan Santana
POSTSEASON GAME:	October 12, 2015 vs. Los Angeles-NL (NLDS - Game 3, Won, 13-7)
WORLD SERIES GAME:	October 30, 2015 vs. Kansas City (Game 3, Won, 9-3)

ALL-TIME BATTING LEADERS

HOMERUNS

Strawberry, Darryl.....	252
Wright, David.....	242
Piazza, Mike.....	220
Johnson, Howard.....	192
Kingman, Dave.....	154
Beltrán, Carlos.....	149
Conforto, Michael.....	132
Duda, Lucas.....	125
Hundley, Todd.....	124
McReynolds, Kevin.....	122

EXTRA-BASE HITS

Wright, David.....	658
Reyes, José.....	493
Strawberry, Darryl.....	469
Johnson, Howard.....	424
Piazza, Mike.....	415
Beltrán, Carlos.....	374
Kranepool, Ed.....	368
Alfonzo, Edgardo.....	346
Murphy, Daniel.....	310
Jones, Cleon.....	308

RUNS

Wright, David.....	949
Reyes, José.....	885
Strawberry, Darryl.....	662
Johnson, Howard.....	627
Alfonzo, Edgardo.....	614
Wilson, Mookie.....	592
Jones, Cleon.....	563
Beltrán, Carlos.....	551
Kranepool, Ed.....	536
Piazza, Mike.....	532

PINCH-HITS

Kranepool, Ed.....	90
Staub, Rusty.....	77
Franco, Matt.....	58
Hodges, Ron.....	48
Anderson, Marlon.....	38
Boisclair, Bruce.....	38
Mazzilli, Lee.....	38
Wilson, Mookie.....	37
Harris, Lenny.....	35
Sasser, Mackey.....	32

HIT-BY-PITCHES

Conforto, Michael.....	50
Duda, Lucas.....	48
Wright, David.....	45
NIMMO, BRANDON.....	41
Hunt, Ron.....	41
ALONZO, PETE.....	39
MCNEIL, JEFF.....	39
Jones, Cleon.....	39
Floyd, Cliff.....	37
Millan, Felix.....	36

RUNS BATTED IN

Wright, David.....	970
Strawberry, Darryl.....	733
Piazza, Mike.....	655
Johnson, Howard.....	629
Kranepool, Ed.....	614
Beltrán, Carlos.....	559
Alfonzo, Edgardo.....	538
Jones, Cleon.....	521
Reyes, José.....	521
Hernandez, Keith.....	468

AVERAGE*

Olerud, John.....	.315
MCNEIL, JEFF.....	.299
Hernandez, Keith.....	.297
Wright, David.....	.296
Piazza, Mike.....	.296
Magadan, Dave.....	.292
Alfonzo, Edgardo.....	.292
Murphy, Daniel.....	.288
Henderson, Steve.....	.287
Pagan, Angel.....	.284

HITS

Wright, David.....	1,777
Reyes, José.....	1,534
Kranepool, Ed.....	1,418
Jones, Cleon.....	1,188
Alfonzo, Edgardo.....	1,136
Wilson, Mookie.....	1,112
Harrelson, Bud.....	1,029
Piazza, Mike.....	1,028
Strawberry, Darryl.....	1,025
Johnson, Howard.....	997

PINCH-HIT HOME RUNS

Carreon, Mark.....	8
Hairston, Scott.....	6
Staub, Rusty.....	6
Kranepool, Ed.....	6
Valdespin, Jordany.....	6
Flores, Wilmer.....	5
Johnson, Kelly.....	5
Franco, Matt.....	5
Swoboda, Ron.....	5
Teufel, Tim.....	5

SACRIFICE FLIES

Wright, David.....	65
Kranepool, Ed.....	58
Johnson, Howard.....	50
Jones, Cleon.....	41
Alfonzo, Edgardo.....	40
Strawberry, Darryl.....	39
Beltrán, Carlos.....	38
Staub, Rusty.....	37
McReynolds, Kevin.....	33
Carter, Gary.....	31
Hernandez, Keith.....	31

STOLEN BASES

Reyes, José.....	408
Wilson, Mookie.....	281
Johnson, Howard.....	202
Wright, David.....	196
Strawberry, Darryl.....	191
Mazzilli, Lee.....	152
Dykstra, Lenny.....	116
Harrelson, Bud.....	115
Backman, Wally.....	106
Cedeño, Roger.....	105

GAMES

Kranepool, Ed.....	1,853
Wright, David.....	1,585
Reyes, José.....	1,365
Harrelson, Bud.....	1,322
Grote, Jerry.....	1,235
Jones, Cleon.....	1,201
Johnson, Howard.....	1,154
Wilson, Mookie.....	1,116
Strawberry, Darryl.....	1,109
Alfonzo, Edgardo.....	1,086

DOUBLES

Wright, David.....	390
Reyes, José.....	272
Murphy, Daniel.....	228
Kranepool, Ed.....	225
Johnson, Howard.....	214
Alfonzo, Edgardo.....	212
Beltrán, Carlos.....	208
Piazza, Mike.....	193
Strawberry, Darryl.....	187
Jones, Cleon.....	182

SLUGGING PERCENTAGE*

ALONZO, PETE.....	.542
Piazza, Mike.....	.542
Céspedes, Yoenis.....	.539
Strawberry, Darryl.....	.520
Delgado, Carlos.....	.506
Olerud, John.....	.501
Beltrán, Carlos.....	.500
Bonilla, Bobby.....	.495
Wright, David.....	.491
Floyd, Cliff.....	.478

WALKS

Wright, David.....	762
Strawberry, Darryl.....	580
Harrelson, Bud.....	573
Johnson, Howard.....	556
Garrett, Wayne.....	482
Hernandez, Keith.....	471
Alfonzo, Edgardo.....	458
Kranepool, Ed.....	454
Beltrán, Carlos.....	449
Mazzilli, Lee.....	438

TOTAL BASES

Wright, David.....	2,945
Reyes, José.....	2,356
Kranepool, Ed.....	2,047
Strawberry, Darryl.....	2,028
Piazza, Mike.....	1,885
Johnson, Howard.....	1,823
Alfonzo, Edgardo.....	1,736
Jones, Cleon.....	1,715
Wilson, Mookie.....	1,586
Beltrán, Carlos.....	1,567

AT-BATS

Wright, David.....	5,998
Reyes, José.....	5,437
Kranepool, Ed.....	5,436
Harrelson, Bud.....	4,390
Jones, Cleon.....	4,223
Wilson, Mookie.....	4,027
Johnson, Howard.....	3,968
Strawberry, Darryl.....	3,903
Alfonzo, Edgardo.....	3,897
Grote, Jerry.....	3,881

TRIPLES

Reyes, José.....	113
Wilson, Mookie.....	62
Harrelson, Bud.....	45
Jones, Cleon.....	33
Henderson, Steve.....	31
Strawberry, Darryl.....	30
Johnson, Lance.....	27
Flynn, Doug.....	26
Wright, David.....	26
Kranepool, Ed.....	25

ON-BASE PERCENTAGE*

Olerud, John.....	.425
NIMMO, BRANDON.....	.393
Magadan, Dave.....	.391
Hernandez, Keith.....	.387
Wright, David.....	.376
Piazza, Mike.....	.373
Beltrán, Carlos.....	.369
Alfonzo, Edgardo.....	.367
Castillo, Luis.....	.366
MCNEIL, JEFF.....	.364

OPS*

Olerud, John.....	.926
Piazza, Mike.....	.915
ALONZO, PETE.....	.890
Céspedes, Yoenis.....	.883
Strawberry, Darryl.....	.878
Beltrán, Carlos.....	.869
Wright, David.....	.867
Delgado, Carlos.....	.857
Bonilla, Bobby.....	.851
NIMMO, BRANDON.....	.838

*minimum 1,000 at-bats

ALL-TIME PITCHING LEADERS

GAMES

Franco, John.....	695
Feliciano, Pedro.....	484
Familia, Jeurys.....	469
Seaver, Tom.....	401
Koosman, Jerry.....	376
Orosco, Jesse.....	372
McGraw, Tug.....	361
Benitez, Armando.....	333
Parnell, Bobby.....	329
Heilman, Aaron.....	305
Gooden, Dwight.....	305

STARTS

Seaver, Tom.....	395
Koosman, Jerry.....	346
Gooden, Dwight.....	303
Fernandez, Sid.....	250
Darling, Ron.....	241
Leiter, Al.....	213
Matlack, Jon.....	199
deGROM, JACOB	198
Jones, Bobby.....	190
Swan, Craig.....	184

COMPLETE GAMES

Seaver, Tom.....	171
Koosman, Jerry.....	108
Gooden, Dwight.....	67
Matlack, Jon.....	65
Jackson, Al.....	41
Fisher, Jack.....	35
Cone, David.....	34
Craig, Roger.....	27
Darling, Ron.....	25
Swan, Craig.....	25

WINS

Seaver, Tom.....	198
Gooden, Dwight.....	157
Koosman, Jerry.....	140
Darling, Ron.....	99
Fernandez, Sid.....	98
Leiter, Al.....	95
Matlack, Jon.....	82
Cone, David.....	81
deGROM, JACOB	77
Jones, Bobby.....	74

LOSSES

Koosman, Jerry.....	137
Seaver, Tom.....	124
Gooden, Dwight.....	85
Matlack, Jon.....	81
Jackson, Al.....	80
Fernandez, Sid.....	78
Fisher, Jack.....	73
Swan, Craig.....	71
Darling, Ron.....	70
Leiter, Al.....	67

INNINGS PITCHED

Seaver, Tom.....	3,045.2
Koosman, Jerry.....	2,544.2
Gooden, Dwight.....	2,169.2
Darling, Ron.....	1,620.0
Fernandez, Sid.....	1,584.2
Matlack, Jon.....	1,448.0
Leiter, Al.....	1,360.0
deGROM, JACOB	1,261.2
Swan, Craig.....	1,230.2
Jones, Bobby.....	1,215.2

HITS ALLOWED

Seaver, Tom.....	2,431
Koosman, Jerry.....	2,281
Gooden, Dwight.....	1,898
Darling, Ron.....	1,473
Matlack, Jon.....	1,312
Jones, Bobby.....	1,255
Leiter, Al.....	1,222
Swan, Craig.....	1,191
Fernandez, Sid.....	1,167
Niese, Jonathon.....	1,147

ERA*

deGROM, JACOB	2.50
Seaver, Tom.....	2.57
Orosco, Jesse.....	2.73
Dickey, R.A.....	2.95
Matlack, Jon.....	3.03
Koosman, Jerry.....	3.09
Franco, John.....	3.10
Gooden, Dwight.....	3.10
Ojeda, Bobby.....	3.12
Cone, David.....	3.13

STRIKEOUTS

Seaver, Tom.....	2,541
Gooden, Dwight.....	1,875
Koosman, Jerry.....	1,799
deGROM, JACOB ...	1,505
Fernandez, Sid.....	1,449
Cone, David.....	1,172
Darling, Ron.....	1,148
Leiter, Al.....	1,106
Matlack, Jon.....	1,023
Niese, Jonathon.....	838

SAVES (SINCE 1969)

Franco, John.....	276
Benitez, Armando.....	160
Familia, Jeurys.....	124
Orosco, Jesse.....	107
Wagner, Billy.....	101
McGraw, Tug.....	86
McDowell, Roger.....	84
Rodriguez, Francisco.....	83
Allen, Neil.....	69
Lockwood, Skip.....	65

SHUTOUTS

Seaver, Tom.....	44
Koosman, Jerry.....	26
Matlack, Jon.....	26
Gooden, Dwight.....	23
Cone, David.....	15
Darling, Ron.....	10
Jackson, Al.....	10
Fernandez, Sid.....	9
Ojeda, Bobby.....	9
Gentry, Gary.....	8

WALKS

Seaver, Tom.....	847
Koosman, Jerry.....	820
Gooden, Dwight.....	651
Darling, Ron.....	614
Fernandez, Sid.....	596
Leiter, Al.....	546
Cone, David.....	431
Matlack, Jon.....	419
Swan, Craig.....	368
Trachsel, Steve.....	354

WHIP*

deGROM, JACOB	1.011
Seaver, Tom.....	1.076
Saberhagen, Bret.....	1.079
Fernandez, Sid.....	1.113
Dickey, R.A.....	1.150
Reed, Rick.....	1.155
Syndergaard, Noah.....	1.162
Gooden, Dwight.....	1.175
Ojeda, Bobby.....	1.182
McAndrew, Jim.....	1.184

STRIKEOUT PER 9*

deGROM, JACOB ...	10.74
Syndergaard, Noah.....	9.74
Cone, David.....	8.72
Wheeler, Zack.....	8.72
Ryan, Nolan.....	8.70
Harvey, Matt.....	8.62
Matz, Steven.....	8.57
Perez, Oliver.....	8.55
Fernandez, Sid.....	8.23
Gooden, Dwight.....	7.78

BATTING AVERAGE*

Ryan, Nolan.....	.202
Fernandez, Sid.....	.204
deGROM, JACOB213
Seaver, Tom.....	.219
Orosco, Jesse.....	.221
Cone, David.....	.226
Gentry, Gary.....	.229
Maine, John.....	.234
Gooden, Dwight.....	.235
McGraw, Tug.....	.237

HOME RUNS ALLOWED

Seaver, Tom.....	212
Koosman, Jerry.....	187
Darling, Ron.....	155
Fernandez, Sid.....	138
Jones, Bobby.....	137
Trachsel, Steve.....	124
Gooden, Dwight.....	123
Leiter, Al.....	118
Reed, Rick.....	116
Swan, Craig.....	112

HOLDS

Feliciano, Pedro.....	103
Heilman, Aaron.....	69
Parnell, Bobby.....	59
Familia, Jeurys.....	57
Cook, Dennis.....	56
Wendell, Turk.....	54
Franco, John.....	53
Reed, Addison.....	50
Weathers, David.....	50
Blevins, Jerry.....	48

QUALITY STARTS

Seaver, Tom.....	293
Koosman, Jerry.....	231
Gooden, Dwight.....	209
Darling, Ron.....	160
Fernandez, Sid.....	157
deGROM, JACOB	147
Leiter, Al.....	140
Matlack, Jon.....	134
Cone, David.....	111
Jones, Bobby.....	110

OBP*

deGROM, JACOB262
Seaver, Tom.....	.276
Saberhagen, Bret.....	.280
Fernandez, Sid.....	.281
Syndergaard, Noah.....	.291
Reed, Rick.....	.292
Ojeda, Bobby.....	.293
Gooden, Dwight.....	.294
Dickey, R.A.....	.294
Santana, Johan.....	.295

SLG*

Ryan, Nolan.....	.295
Orosco, Jesse.....	.312
Seaver, Tom.....	.323
deGROM, JACOB328
Fernandez, Sid.....	.331
Gooden, Dwight.....	.332
Matlack, Jon.....	.339
Cone, David.....	.341
McGraw, Tug.....	.350
Koosman, Jerry.....	.352

* minimum 500 innings pitched

SINGLE-SEASON BATTING LEADERS

HOMERUNS

ALONSO, PETE....53 ('19)
Hundley, Todd.....41 ('96)
Beltrán, Carlos.....41 ('06)
Piazza, Mike.....40 ('09)
Strawberry, Darryl.....39 ('87)
Strawberry, Darryl.....39 ('88)
Johnson, Howard.....38 ('91)
Piazza, Mike.....38 ('00)
Delgado, Carlos.....38 ('06)
Delgado, Carlos.....38 ('08)

EXTRA-BASE HITS

ALONSO, PETE... 85 ('19)
Johnson, Howard.....80 ('89)
Beltrán, Carlos.....80 ('06)
Gilkey, Bernard.....77 ('96)
Wright, David.....77 ('08)
Strawberry, Darryl.....76 ('87)
Johnson, Howard.....76 ('91)
Hundley, Todd.....74 ('96)
Wright, David.....73 ('07)
Reyes, José.....72 ('08)
Beltrán, Carlos.....72 ('08)

RUNS

Beltrán, Carlos.....127 ('06)
Alfonzo, Edgardo.....123 ('99)
Reyes, José.....122 ('06)
Reyes, José.....119 ('07)
Johnson, Lance.....117 ('96)
Beltrán, Carlos.....116 ('08)
Wright, David.....115 ('08)
Wright, David.....113 ('07)
Reyes, José.....113 ('08)
Alfonzo, Edgardo.....109 ('00)

WALKS

Olerud, John.....125 ('99)
Hernandez, Keith.....97 ('84)
Strawberry, Darryl.....97 ('87)
Olerud, John.....96 ('98)
Harrelson, Bud.....95 ('70)
Alfonzo, Edgardo.....95 ('00)
Beltrán, Carlos.....95 ('06)
Hernandez, Keith.....94 ('86)
Wright, David.....94 ('07)
Wright, David.....94 ('08)

PINCH-HITS

Staub, Rusty.....24 ('83)
Harris, Lenny.....21 ('01)
McKnight, Jeff.....19 ('93)
Franco, Matt.....19 ('97)
Carter, Chris.....19 ('10)
Staub, Rusty.....18 ('84)
Anderson, Marlon.....18 ('05)
Kranepool, Ed.....17 ('74)
Mazzilli, Lee.....17 ('87)
Seven tied with.....15

RUNS BATTED IN

Piazza, Mike.....124 ('99)
Wright, David.....124 ('08)
ALONSO, PETE. 120 ('19)
Ventura, Robin.....120 ('99)
Johnson, Howard.....117 ('91)
Gilkey, Bernard.....117 ('96)
Beltrán, Carlos.....116 ('06)
Wright, David.....116 ('06)
Delgado, Carlos.....115 ('08)
Delgado, Carlos.....114 ('06)

AVERAGE*

Olerud, John......354 ('98)
Jones, Cleon......340 ('69)
Reyes, José......337 ('11)
Johnson, Lance......333 ('96)
Magadan, Dave......328 ('90)
Wright, David......325 ('07)
Piazza, Mike......324 ('00)
Alfonzo, Edgardo......324 ('00)
Jones, Cleon......319 ('71)
McNEIL, JEFF... .318 ('19)
Lo Duca, Paul......318 ('06)

HITS

Johnson, Lance.....227 ('96)
Reyes, José.....204 ('08)
Olerud, John.....197 ('98)
Wright, David.....198 ('07)
Reyes, José.....194 ('06)
Millan, Felix.....191 ('75)
Alfonzo, Edgardo.....191 ('99)
Reyes, José.....191 ('07)
Reyes, José.....190 ('05)
Wright, David.....189 ('08)

SLUGGING PERCENTAGE*

Piazza, Mike......614 ('00)
Beltrán, Carlos......594 ('06)
ALONSO, PETE.583 ('19)
Strawberry, Darryl......583 ('87)
Piazza, Mike......575 ('99)
Piazza, Mike......573 ('01)
Gilkey, Bernard......562 ('96)
Johnson, Howard......559 ('89)
Olerud, John......551 ('98)
Hundley, Todd......550 ('96)

PINCH-HIT RBI

Staub, Rusty.....25 ('83)
Staub, Rusty.....18 ('84)
Kranepool, Ed.....17 ('78)
Kranepool, Ed.....14 ('77)
Anderson, Marlon.....14 ('14)
Staub, Rusty.....13 ('82)
Franco, Matt.....13 ('97)
Valentin, John.....13 ('02)
Three tied with.....11

STOLEN BASES

Reyes, José.....78 ('07)
Cedeño, Roger.....66 ('99)
Reyes, José.....64 ('06)
Reyes, José.....60 ('05)
Wilson, Mookie.....58 ('82)
Reyes, José.....56 ('08)
Wilson, Mookie.....54 ('83)
Johnson, Lance.....50 ('96)
Wilson, Mookie.....46 ('84)
Taveras, Frank.....42 ('79)

GAMES

Millan, Felix.....162 ('75)
Olerud, John.....162 ('99)
ALONSO, PETE.. 161 ('19)
Ventura, Robin.....161 ('99)
Reyes, José.....161 ('05)
Beltrán, Carlos.....161 ('08)
Murphy, Daniel.....161 ('13)
Six tied at.....160

DOUBLES

Gilkey, Bernard.....44 ('96)
Wright, David.....42 ('05)
Wright, David.....42 ('07)
Wright, David.....42 ('08)
Johnson, Howard.....41 ('89)
Alfonzo, Edgardo.....41 ('99)
Wright, David.....41 ('12)
Five tied at.....40

ON-BASE PERCENTAGE*

Olerud, John......447 ('98)
Olerud, John......427 ('99)
Alfonzo, Edgardo......425 ('00)
Henderson, Rickey......423 ('99)
Jones, Cleon......422 ('69)
Magadan, Dave......417 ('90)
Wright, David......416 ('07)
Hernandez, Keith......413 ('86)
Hernandez, Keith......409 ('84)
NIMMO, BRANDON.404 ('18)

PINCH-HIT HOME RUNS

Valdespin, Jordany.....5 ('12)
Heep, Danny.....4 ('83)
Carreon, Mark.....4 ('89)
Johnson, Kelly.....4 ('16)
11 tied with.....(3)

TOTAL BASES

ALONSO, PETE. 348 ('19)
Wright, David.....334 ('08)
Wright, David.....330 ('07)
Johnson, Lance.....327 ('96)
Reyes, José.....327 ('08)
Gilkey, Bernard.....321 ('96)
Johnson, Howard.....319 ('89)
Alfonzo, Edgardo.....315 ('99)
Reyes, José.....315 ('06)
Ventura, Robin.....311 ('99)

AT-BATS

Reyes, José.....696 ('05)
Reyes, José.....688 ('08)
Johnson, Lance.....682 ('96)
Reyes, José.....681 ('07)
Millan, Felix.....676 ('75)
Murphy, Daniel.....658 ('13)
Reyes, José.....647 ('06)
Wilson, Mookie.....639 ('82)
Millan, Felix.....638 ('73)
Wilson, Mookie.....638 ('83)

TRIPLES

Johnson, Lance.....21 ('96)
Reyes, José.....19 ('08)
Reyes, José.....17 ('05)
Reyes, José.....17 ('06)
Reyes, José.....16 ('11)
Reyes, José.....12 ('07)
Pagan, Angel.....11 ('09)
Wilson, Mookie.....10 ('84)
Reyes, José.....10 ('10)
Four tied at.....9

HIT BY PITCH

NIMMO, BRANDON 22 ('18)
ALONSO, PETE.... 21 ('19)
McNEIL, JEFF..... 21 ('19)
Duda, Lucas.....14 ('15)
Hunt, Ron.....13 ('63)
Olerud, John.....13 ('97)
ALONSO, PETE.... 12 ('21)
Conforto, Michael.....12 ('21)
Millan, Felix.....12 ('75)
Viña, Fernando.....12 ('94)
Floyd, Cliff.....12 ('06)
Frazier, Todd.....12 ('19)

MULTI-HIT GAMES

Johnson, Lance.....75 ('96)
Reyes, José.....64 ('08)
Millan, Felix.....58 ('73)
Mazzilli, Lee.....58 ('79)
Olerud, John.....58 ('98)
Alfonzo, Edgardo.....58 ('99)
Wilson, Mookie.....57 ('83)
Reyes, José.....57 ('07)
Reyes, José.....57 ('11)
Reyes, José.....56 ('06)

* minimum 500 plate appearances

SINGLE-SEASON PITCHING LEADERS

GAMES

Feliciano, Pedro.....	92 ('10)
Feliciano, Pedro.....	88 ('09)
Feliciano, Pedro.....	86 ('08)
Stanton, Mike.....	83 ('04)
Smith, Joe.....	82 ('08)
Heilman, Aaron.....	81 ('07)
Wendell, Turk.....	80 ('99)
Reed, Addison.....	80 ('16)
Green, Sean.....	79 ('09)
Three tied with.....	78

LOSSES

Craig, Roger.....	24 ('62)
Fisher, Jack.....	24 ('65)
Craig, Roger.....	22 ('63)
Jackson, Al.....	20 ('62)
Stallard, Tracy.....	20 ('64)
Jackson, Al.....	20 ('65)
Koosman, Jerry.....	20 ('77)
Hook, Jay.....	19 ('62)
Cisco, Galen.....	19 ('64)
Fisher, Jack.....	18 ('67)

EARNED RUNS ALLOWED

Craig, Roger.....	117 ('62)
Hook, Jay.....	115 ('62)
Fisher, Jack.....	115 ('67)
Jackson, Al.....	113 ('62)
Fisher, Jack.....	111 ('65)
Torrez, Mike.....	108 ('83)
Fisher, Jack.....	107 ('64)
Espinosa, Niño.....	107 ('78)
Pelfrey, Mike.....	103 ('09)
Three tied with.....	102

ERA*

Gooden, Dwight.....	1.53 ('85)
deGROM, JACOB.....	1.70 ('18)
Seaver, Tom.....	1.76 ('71)
Seaver, Tom.....	2.08 ('73)
Koosman, Jerry.....	2.08 ('68)
Seaver, Tom.....	2.20 ('68)
Seaver, Tom.....	2.21 ('69)
Cone, David.....	2.22 ('88)
Harvey, Matt.....	2.27 ('13)
Koosman, Jerry.....	2.28 ('69)

K PER 9*

Gooden, Dwight.....	11.39 ('84)
deGROM, JACOB.....	11.25 ('19)
deGROM, JACOB ...	11.16 ('18)
deGROM, JACOB ...	10.68 ('17)
Syndergaard, Noah.....	10.68 ('16)
Cone, David.....	9.91 ('90)
Cone, David.....	9.79 ('92)
deGROM, JACOB ...	9.66 ('15)
Harvey, Matt.....	9.64 ('13)
Fernandez, Sid.....	9.51 ('85)

STARTS

Fisher, Jack.....	36 ('65)
Seaver, Tom.....	36 ('70)
Seaver, Tom.....	36 ('73)
Seaver, Tom.....	36 ('75)
13 players tied with.....	35

INNINGS PITCHED

Seaver, Tom.....	290.2 ('70)
Seaver, Tom.....	290.0 ('73)
Seaver, Tom.....	286.1 ('71)
Seaver, Tom.....	280.1 ('75)
Seaver, Tom.....	278.0 ('68)
Gooden, Dwight.....	276.2 ('85)
Seaver, Tom.....	273.1 ('69)
Seaver, Tom.....	271.0 ('76)
Matlack, Jon.....	265.1 ('74)
Koosman, Jerry.....	265.0 ('74)

WALKS

Ryan, Nolan.....	116 ('71)
Darling, Ron.....	114 ('85)
Torrez, Mike.....	113 ('83)
Perez, Oliver.....	105 ('08)
Darling, Ron.....	104 ('84)
Matlack, Jon.....	99 ('73)
Hampton, Mike.....	99 ('00)
Koosman, Jerry.....	98 ('75)
Ryan, Nolan.....	97 ('70)
Leiter, Al.....	97 ('04)

SAVES

Familia, Jeurys.....	51 ('16)
Benitez, Armando.....	43 ('01)
Familia, Jeurys.....	43 ('15)
Benitez, Armando.....	41 ('00)
Wagner, Billy.....	40 ('06)
Franco, John.....	38 ('98)
Franco, John.....	36 ('97)
Rodriguez, Francisco.....	35 ('09)
Wagner, Billy.....	34 ('07)
Franco, John.....	33 ('90)
Benitez, Armando.....	33 ('02)

K/BB RATE*

Saberhagen, Bret.....	11.00 ('94)
Harvey, Matt.....	6.16 ('13)
deGROM, JACOB	5.85 ('18)
deGROM, JACOB	5.80 ('19)
Colón, Bartolo.....	5.67 ('15)
deGROM, JACOB.....	5.39 ('15)
Reed, Rick.....	5.28 ('98)
Harvey, Matt.....	5.08 ('15)
Syndergaard, Noah.....	5.07 ('16)
Colón, Bartolo.....	5.03 ('14)

COMPLETE GAMES

Seaver, Tom.....	21 ('71)
Seaver, Tom.....	19 ('70)
Seaver, Tom.....	18 ('67)
Seaver, Tom.....	18 ('69)
Seaver, Tom.....	18 ('73)
Koosman, Jerry.....	17 ('68)
Koosman, Jerry.....	17 ('76)
Koosman, Jerry.....	16 ('69)
Gooden, Dwight.....	16 ('85)
Matlack, Jon.....	16 ('76)

HITS ALLOWED

Craig, Roger.....	261 ('62)
Viola, Frank.....	259 ('91)
Koosman, Jerry.....	258 ('74)
Fisher, Jack.....	256 ('64)
Fisher, Jack.....	252 ('65)
Fisher, Jack.....	251 ('67)
Craig, Roger.....	249 ('63)
Jackson, Al.....	244 ('62)
Gooden, Dwight.....	242 ('88)
Swan, Craig.....	241 ('79)

SHUTOUTS

Gooden, Dwight.....	8 ('85)
Koosman, Jerry.....	7 ('68)
Matlack, Jon.....	7 ('74)
Koosman, Jerry.....	6 ('69)
Matlack, Jon.....	6 ('66)
Seaver, Tom.....	5 ('74-'76, '68-'69)
Ojeda, Bobby.....	5 ('88)
Cone, David.....	5 ('92)

HOME RUNS ALLOWED

Craig, Roger.....	35 ('62)
Astacio, Pedro.....	32 ('02)
Hook, Jay.....	31 ('62)
Harnisch, Pete.....	30 ('96)
Reed, Rick.....	30 ('98)
Reed, Rick.....	28 ('00)
Craig, Roger.....	28 ('63)
Trachsel, Steve.....	28 ('01)
deGROM, JACOB	28 ('17)
Capuano, Chris.....	27 ('11)
Matz, Steven.....	27 ('19)

QUALITY STARTS

Gooden, Dwight.....	33 ('85)
Seaver, Tom.....	31 ('68)
Seaver, Tom.....	31 ('71)
Seaver, Tom.....	31 ('73)
Seaver, Tom.....	29 ('69)
Santana, Johan.....	28 ('08)
deGROM, JACOB	28 ('18)
Five tied with.....	27

WINS

Seaver, Tom.....	25 ('69)
Gooden, Dwight.....	24 ('85)
Seaver, Tom.....	22 ('75)
Seaver, Tom.....	21 ('72)
Koosman, Jerry.....	21 ('76)
Seaver, Tom.....	20 ('71)
Cone, David.....	20 ('88)
Viola, Frank.....	20 ('90)
Dickey, R.A.....	20 ('12)
Three tied with.....	19

RUNS ALLOWED

Hook, Jay.....	137 ('62)
Craig, Roger.....	133 ('62)
Jackson, Al.....	132 ('62)
Jackson, Al.....	128 ('63)
Fisher, Jack.....	124 ('64)
Fisher, Jack.....	121 ('65)
Fisher, Jack.....	121 ('67)
Torrez, Mike.....	120 ('83)
Craig, Roger.....	117 ('63)
Espinosa, Niño.....	117 ('78)

STRIKEOUTS

Seaver, Tom.....	289 ('71)
Seaver, Tom.....	283 ('70)
Gooden, Dwight.....	276 ('84)
deGROM, JACOB... ..	269 ('18)
Gooden, Dwight.....	268 ('85)
deGROM, JACOB ...	255 ('19)
Seaver, Tom.....	251 ('73)
Seaver, Tom.....	249 ('72)
Seaver, Tom.....	243 ('75)
Cone, David.....	241 ('91)

HOLDS

Reed, Addison.....	40 ('16)
Heilman, Aaron.....	27 ('06)
Weathers, David.....	26 ('03)
Stanton, Mike.....	25 ('04)
Feliciano, Pedro.....	24 ('09)
Feliciano, Pedro.....	23 ('10)
Familia, Jeurys.....	23 ('14)
Heilman, Aaron.....	22 ('07)
Five tied at.....	21

WHIP*

deGROM, JACOB ...	0.912 ('18)
Harvey, Matt.....	0.931 ('13)
Seaver, Tom.....	0.946 ('71)
Martinez, Pedro.....	0.949 ('05)
Gooden, Dwight.....	0.965 ('85)
deGROM, JACOB ...	0.971 ('19)
Seaver, Tom.....	0.976 ('73)
Seaver, Tom.....	0.978 ('68)
deGROM, JACOB..	0.979 ('15)
Ojeda, Bobby.....	1.004 ('88)

* minimum 162.0 innings pitched

ROOKIE BATTING LEADERS

HOMERUNS

ALONSO, PETE 53 ('19)
Strawberry, Darryl.....26 ('83)
Davis, Ike.....19 ('10)
Swoboda, Ron.....19 ('65)
Milner, John.....17 ('72)
Payton, Jay.....17 ('00)
Lewis, Johnny.....15 ('65)
Agbayani, Benny.....14 ('99)
Wright, David.....14 ('04)
Four tied at.....13

RUNS BATTED IN

ALONSO, PETE 120 ('19)
Strawberry, Darryl.....74 ('83)
Wigginton, Ty.....71 ('03)
Davis, Ike.....71 ('10)
Henderson, Steve.....65 ('77)
Payton, Jay.....62 ('00)
Phillips, Jason.....58 ('03)
Jones, Cleon.....57 ('66)
Jefferies, Gregg.....56 ('89)
Shinjo, Tsuyoshi.....56 ('01)

STOLEN BASES

Wilson, Mookie.....24 ('81)
Mazzilli, Lee.....22 ('77)
Jefferies, Gregg.....21 ('89)
Strawberry, Darryl.....19 ('83)
Jones, Cleon.....16 ('66)
Dykstra, Lenny.....15 ('85)
Matsui, Kazuo.....14 ('04)
Reyes, José.....13 ('03)
Wigginton, Ty.....12 ('03)
Gómez, Carlos.....12 ('07)

TOTAL BASES

ALONSO, PETE 348 ('19)
Davis, Ike.....230 ('10)
Wigginton, Ty.....227 ('03)
Payton, Jay.....218 ('00)
Strawberry, Darryl.....215 ('83)
Hunt, Ron.....211 ('63)
Jefferies, Gregg.....199 ('89)
Jones, Cleon.....184 ('66)
Lewis, Johnny.....183 ('65)
Mazzilli, Lee.....182 ('77)
Matsui, Kazuo.....182 ('04)

EXTRA-BASE HITS

ALONSO, PETE 85 ('19)
Wigginton, Ty.....53 ('03)
Davis, Ike.....53 ('10)
Strawberry, Darryl.....48 ('83)
Hunt, Ron.....42 ('63)
Jefferies, Gregg.....42 ('89)
Payton, Jay.....41 ('00)
Matsui, Kazuo.....41 ('04)
d'Arnaud, Travis.....38 ('14)
Swoboda, Ron.....37 ('65)

AVERAGE*

Brooks, Hubie......307 ('81)
Phillips, Jason......298 ('03)
Henderson, Steve......297 ('77)
Payton, Jay......291 ('00)
Alfonzo, Edgardo......278 ('95)
Mitchell, Kevin......277 ('86)
Jones, Cleon......275 ('66)
Hunt, Ron......272 ('63)
Matsui, Kazuo......272 ('04)
Wilson, Mookie......271 ('81)

GAMES

ALONSO, PETE 161 ('19)
Mazzilli, Lee.....159 ('77)
Wigginton, Ty.....156 ('03)
Ordoñez, Rey.....151 ('96)
Elster, Kevin.....149 ('88)
Payton, Jay.....149 ('00)
Lewis, Johnny.....148 ('65)
Davis, Ike.....147 ('10)
Hunt, Ron.....143 ('63)
Gardenhire, Ron.....141 ('82)
Jefferies, Gregg.....141 ('89)

AT-BATS

ALONSO, PETE 597 ('19)
Wigginton, Ty.....573 ('03)
Mazzilli, Lee.....537 ('77)
Hunt, Ron.....533 ('63)
Davis, Ike.....523 ('10)
Jefferies, Gregg.....508 ('89)
Ordoñez, Rey.....502 ('96)
Jones, Cleon.....495 ('66)
Payton, Jay.....488 ('00)
Lewis, Johnny.....477 ('65)

RUNS

ALONSO, PETE 103 ('19)
Jones, Cleon.....74 ('66)
Wigginton, Ty.....73 ('03)
Davis, Ike.....73 ('10)
Jefferies, Gregg.....72 ('89)
Henderson, Steve.....67 ('77)
Mazzilli, Lee.....66 ('77)
Matsui, Kazuo.....65 ('04)
Hunt, Ron.....64 ('63)
Lewis, Johnny.....64 ('65)

HITS

ALONSO, PETE 155 ('19)
Wigginton, Ty.....146 ('03)
Hunt, Ron.....145 ('63)
Payton, Jay.....142 ('00)
Davis, Ike.....138 ('10)
Jones, Cleon.....136 ('66)
Mazzilli, Lee.....134 ('77)
Jefferies, Gregg.....131 ('89)
Ordoñez, Rey.....129 ('96)
Matsui, Kauo.....125 ('04)

DOUBLES

Wigginton, Ty.....36 ('03)
Davis, Ike.....33 ('10)
Matsui, Kazuo.....32 ('04)
ALONSO, PETE 30 ('19)
Turner, Justin.....30 ('11)
Hunt, Ron.....28 ('63)
Jefferies, Gregg.....28 ('89)
Phillips, Jason.....25 ('03)
Mazzilli, Lee.....24 ('77)
Payton, Jay.....23 ('00)
Shinjo, Tsuyoshi.....23 ('01)

TRIPLES

Wilson, Mookie.....8 ('81)
Strawberry, Darryl.....7 ('83)
McNEIL, JEFF 6 ('18)
Henderson, Steve.....6 ('77)
Burnitz, Jeromy.....6 ('93)
Wigginton, Ty.....6 ('03)
Alfonzo, Edgardo.....5 ('95)
Lagares, Juan.....5 ('13)
Six tied with.....4

WALKS

ALONSO, PETE 72 ('19)
Mazzilli, Lee.....72 ('77)
Davis, Ike.....72 ('10)
Lewis, Johnny.....59 ('65)
Milner, John.....51 ('72)
Hickman, Jim.....47 ('62)
Strawberry, Darryl.....47 ('83)
Wigginton, Ty.....46 ('03)
Henderson, Steve.....43 ('77)
Hunt, Ron.....40 ('63)
Garrett, Wayne.....40 ('69)
Matsui, Kazuo.....40 ('04)

SLUGGING PCT.*

ALONSO, PETE583 ('19)
Strawberry, Darryl......512 ('83)
Henderson, Steve......480 ('77)
Mitchell, Kevin......466 ('86)
Payton, Jay......447 ('00)
Phillips, Jason......442 ('03)
Davis, Ike......440 ('10)
Swoboda, Ron......424 ('65)
Milner, John......423 ('72)
d'Arnaud, Travis......416 ('14)

ON-BASE PERCENTAGE*

Phillips, Jason......373 ('03)
Henderson, Steve......372 ('77)
ALONSO, PETE358 ('19)
Davis, Ike......351 ('10)
Brooks, Hubie......345 ('81)
Mitchell, Kevin......344 ('86)
Milner, John......340 ('72)
Mazzilli, Lee......340 ('77)
Strawberry, Darryl......336 ('83)
Hunt, Ron......334 ('63)

OPS*

ALONSO, PETE941 ('19)
Henderson, Steve......852 ('77)
Strawberry, Darryl......848 ('83)
Phillips, Jason......815 ('03)
Mitchell, Kevin......811 ('86)
Davis, Ike......791 ('10)
Payton, Jay......778 ('00)
Milner, John......762 ('72)
Brooks, Hubie......756 ('81)
Hunt, Ron......730 ('63)

*Min. 350 plate appearances

ROOKIE PITCHING LEADERS

GAMES

Familia, Jeurys	76 ('14)
Rice, Scott	73 ('13)
Parnell, Bobby	68 ('09)
Sisk, Doug	67 ('83)
Wakefield, Bill	62 ('64)
McDowell, Roger	62 ('85)
Reardon, Jeff	61 ('80)
Beato, Pedro	60 ('11)
Bearnarth, Larry	58 ('63)
Robles, Hansel	57 ('15)
Sewald, Paul	57 ('17)

LOSSES

Jackson, Al	20 ('62)
Anderson, Craig	17 ('62)
Young, Anthony	14 ('92)
Seaver, Tom	13 ('67)
Tate, Randy	13 ('75)
Koosman, Jerry	12 ('68)
Gentry, Gary	12 ('69)
Wilson, Paul	12 ('86)
Seo, Jae-Weong	12 ('03)
Bruhert, Mike	11 ('78)

SHUTOUTS

Koosman, Jerry	7 ('68)
Jackson, Al	4 ('62)
Matlack, Jon	4 ('72)
Gentry, Gary	3 ('69)
Gooden, Dwight	3 ('84)
Seaver, Tom	2 ('67)
Terrell, Walt	2 ('83)
Darling, Ron	2 ('84)
Many tied with	1

HOLDS

Familia, Jeurys	23 ('14)
Rice, Scott	17 ('13)
Parnell, Bobby	16 ('09)
Sewald, Paul	13 ('17)
Black, Vic	12 ('14)
Robles, Hansel	12 ('15)
Beato, Pedro	11 ('11)
Smith, Joe	10 ('07)
Lidle, Cory	9 ('97)
Myers, Randy	7 ('87)
Smoker, Josh	7 ('17)

STARTS

Gentry, Gary	35 ('69)
Seaver, Tom	34 ('67)
Koosman, Jerry	34 ('68)
Jackson, Al	33 ('62)
Darling, Ron	33 ('84)
Matlack, Jon	32 ('72)
Gooden, Dwight	31 ('84)
Seo, Jae-Weong	31 ('03)
Niese, Jonathon	30 ('10)
Yoshii, Masato	29 ('98)

INNINGS PITCHED

Koosman, Jerry	263.2 ('68)
Seaver, Tom	251.0 ('67)
Matlack, Jon	244.0 ('72)
Gentry, Gary	233.2 ('69)
Jackson, Al	231.1 ('62)
Gooden, Dwight	218.0 ('84)
Darling, Ron	205.2 ('84)
Seo, Jae-Weong	188.1 ('03)
Niese, Jonathon	173.2 ('10)
Yoshii, Masato	171.2 ('98)

STRIKEOUTS

Gooden, Dwight	276 ('84)
Koosman, Jerry	178 ('68)
Seaver, Tom	170 ('67)
Matlack, Jon	169 ('72)
Syndergaard, Noah	166 ('15)
Gentry, Gary	154 ('69)
Niese, Jonathon	148 ('10)
deGROM, JACOB	144 ('14)
Darling, Ron	136 ('84)
Ryan, Nolan	133 ('68)

HOME RUNS ALLOWED

Gentry, Gary	24 ('69)
Mlicki, Dave	23 ('95)
Yoshii, Masato	22 ('98)
Seaver, Tom	19 ('67)
Syndergaard, Noah	19 ('15)
MEGILL, TYLOR	19 ('21)
Anderson, Craig	18 ('62)
Seo, Jae-Weong	18 ('03)
Gee, Dillon	18 ('11)
Four tied at	17

COMPLETE GAMES

Seaver, Tom	18 ('67)
Koosman, Jerry	17 ('68)
Jackson, Al	12 ('62)
Matlack, Jon	8 ('72)
Gooden, Dwight	7 ('84)
Gentry, Gary	6 ('69)
Terrell, Walt	4 ('83)
Gardner, Rob	3 ('66)
Ryan, Nolan	3 ('68)
Webb, Hank	3 ('75)

EARNED RUNS ALLOWED

Jackson, Al	113 ('62)
Gentry, Gary	89 ('69)
Wilson, Paul	89 ('96)
Darling, Ron	87 ('84)
Puleo, Charlie	85 ('82)
Niese, Jonathon	81 ('10)
Seo, Jae-Weong	80 ('03)
Gee, Dillon	79 ('11)
Anderson, Craig	78 ('62)
Seaver, Tom	77 ('67)

ERA (min. 100 IP)

Koosman, Jerry	2.08 ('68)
Sisk, Doug	2.24 ('83)
Matlack, Jon	2.32 ('72)
Gooden, Dwight	2.60 ('84)
Reardon, Jeff	2.61 ('80)
deGROM, JACOB	2.69 ('14)
Seaver, Tom	2.76 ('67)
McDowell, Roger	2.83 ('85)
Ryan, Nolan	3.09 ('68)
Aguilera, Rick	3.24 ('85)
Syndergaard, Noah	3.24 ('15)

WINS

Koosman, Jerry	19 ('68)
Gooden, Dwight	17 ('84)
Seaver, Tom	16 ('67)
Matlack, Jon	15 ('72)
Gentry, Gary	13 ('69)
Gee, Dillon	13 ('11)
Darling, Ron	12 ('84)
Bombardier, Mark	10 ('80)
Aguilera, Rick	10 ('85)
Takahashi, Hisanori	10 ('10)

WALKS

Darling, Ron	104 ('84)
Puleo, Charlie	90 ('82)
Tate, Randy	86 ('75)
Gentry, Gary	81 ('69)
Jackson, Al	78 ('62)
Seaver, Tom	78 ('67)
Ryan, Nolan	75 ('68)
Gooden, Dwight	73 ('84)
Matlack, Jon	71 ('72)
Wilson, Paul	71 ('96)
Gee, Dillon	71 ('11)

SAVES

McDowell, Roger	17 ('85)
Young, Anthony	15 ('92)
Sisk, Doug	11 ('83)
Allen, Neil	8 ('79)
Takahashi, Hisanori	8 ('10)
Baldwin, Rick	6 ('75)
Reardon, Jeff	6 ('80)
Myers, Randy	6 ('87)
Parker, Harry	5 ('73)
Familia, Jeurys	5 ('14)

ALL-TIME LEADERS

HOME RUNS

AT HOME (SEASON)

PETE ALONSO	27	2019
Darryl Strawberry.....	24.....	1990
Darryl Strawberry.....	21.....	1988
Howard Johnson.....	21.....	1991
Cliff Floyd.....	21.....	2005
Carlos Delgado.....	21.....	2008
David Wright.....	21.....	2008

ON THE ROAD (SEASON)

PETE ALONSO	26	2019
Carlos Beltrán.....	26.....	2006
PETE ALONSO	25	2021
Howard Johnson.....	23.....	1987
Dave Kingman.....	22.....	1975
Mike Piazza.....	22.....	1999
Carlos Beltrán.....	22.....	2007
Dave Kingman.....	21.....	1976
Todd Hundley.....	21.....	1996
Mike Piazza.....	21.....	2000
Mike Piazza.....	21.....	2002
Ike Davis.....	21.....	2012

IN A MONTH (INDIVIDUAL)

April	PETE ALONSO	2019	9
	Carlos Delgado.....	2006.....	9
	Dave Kingman.....	1976.....	9
	John Buck.....	2013.....	9
	Neil Walker.....	2016.....	9
May	PETE ALONSO	2019	10
	Darryl Strawberry.....	1987.....	10
	Carlos Beltrán.....	2006.....	10
June	Tommie Agee.....	1970.....	11
	Howard Johnson.....	1989.....	11
July	Dave Kingman.....	1975.....	13
August	Mike Piazza.....	1999.....	11
September	Gary Carter.....	1985.....	13

IN ANY MONTH

Dave Kingman.....	July.....	1975.....	13
Gary Carter.....	September.....	1985.....	13
PETE ALONSO	SEPTEMBER	2019	11
Tommie Agee.....	June.....	1970.....	11
Lee Mazzilli.....	July.....	1980.....	11
Howard Johnson.....	June.....	1989.....	11
Mike Piazza.....	August.....	1999.....	11

IN A MONTH (TEAM)

April.....	2017.....	37
May.....	2016.....	40
June.....	2017.....	50
July.....	2004 & 2021.....	38
August.....	2015 & 2016.....	45
September.....	2019.....	50

IN EXTRA INNINGS (CAREER)

Howard Johnson.....	9
Kevin McReynolds.....	5
Tommie Agee.....	4
Bobby Bonilla.....	4
Todd Hundley.....	4
Mike Piazza.....	4
Darryl Strawberry.....	4

AS A DESIGNATED HITTER (CAREER)

Mike Piazza.....	9
PETE ALONSO	8
Yoenis Céspedes.....	5
ROBINSON CANÓ	4
DOMINIC SMITH	4
Carlos Delgado.....	3
Gary Sheffield.....	3
Carlos Beltrán.....	3

ALL-STAR HOME RUNS

David Wright.....	2006
Lee Mazzilli.....	1979

INTERLEAGUE (SEASON)

PETE ALONSO	2021	11
Michael Conforto.....	2017.....	7
Lucas Duda.....	2014.....	7
Neil Walker.....	2016.....	7
Nine tied with.....		6

INTERLEAGUE (CAREER)

Mike Piazza.....	28
PETE ALONSO	23
David Wright.....	21
Michael Conforto.....	19
Curtis Granderson.....	19
Carlos Beltrán.....	16
Cliff Floyd.....	14
Lucas Duda.....	12
Three tied with.....	11

RBI

IN A MONTH-INDIVIDUAL

April	Jeff Kent.....	1994.....	26
May	Willie Montanez.....	1978.....	28
June	Mike Piazza.....	2000.....	32
July	Carlos Beltrán.....	2006.....	32
August	Mike Piazza.....	1999.....	33
September	Gary Carter.....	1985.....	34

IN ANY MONTH

Gary Carter.....	September.....	1985.....	34
Mike Piazza.....	August.....	1999.....	33
Mike Piazza.....	June.....	2000.....	32
Carlos Beltrán.....	July.....	2006.....	32
Dave Kingman.....	July.....	1975.....	31

INTERLEAGUE (SEASON)

David Wright.....	2010.....	24
PETE ALONSO	2021	19
Michael Conforto.....	2019.....	19
Mike Piazza.....	1999.....	19
Lucas Duda.....	2014.....	19
Todd Zeile.....	2000.....	17
Five tied with.....		16

INTERLEAGUE (CAREER)

David Wright.....	106
Mike Piazza.....	80
Michael Conforto.....	66
José Reyes.....	61
Carlos Beltrán.....	57
Daniel Murphy.....	55
PETE ALONSO	50
Lucas Duda.....	49

30-30 SEASONS

Player	Year	HR	SB
Howard Johnson.....	1987.....	36.....	32.....
Darryl Strawberry.....	1987.....	39.....	36.....
Howard Johnson.....	1989.....	36.....	41.....
Howard Johnson.....	1991.....	38.....	30.....
David Wright.....	2007.....	30.....	34.....

30 HOME RUN/100 RBI SEASONS

Player	Year	HR	RBI
Gary Carter.....	1985.....	32.....	100.....
Darryl Strawberry.....	1987.....	39.....	104.....
Darryl Strawberry.....	1988.....	39.....	101.....
Howard Johnson.....	1989.....	36.....	101.....
Darryl Strawberry.....	1990.....	37.....	108.....
Howard Johnson.....	1991.....	38.....	117.....
Bernard Gilkey.....	1996.....	30.....	117.....
Todd Hundley.....	1996.....	41.....	112.....
Mike Piazza.....	1999.....	40.....	124.....
Robin Ventura.....	1999.....	32.....	120.....
Mike Piazza.....	2000.....	38.....	113.....
Carlos Beltrán.....	2006.....	41.....	116.....
Carlos Delgado.....	2006.....	38.....	114.....
Carlos Beltrán.....	2007.....	33.....	112.....
David Wright.....	2007.....	30.....	107.....
David Wright.....	2008.....	33.....	124.....
Carlos Delgado.....	2008.....	38.....	115.....
PETE ALONSO.....	2019.....	53.....	120.....

NATIONAL LEAGUE LEADERS

HOME RUNS

Dave Kingman.....	1982.....	37.....
Darryl Strawberry.....	1988.....	39.....
Howard Johnson.....	1991.....	38.....
PETE ALONSO.....	2019.....	53.....

RBI

Howard Johnson.....	1991.....	117.....
---------------------	-----------	----------

BATTING AVERAGE

José Reyes.....	2011.....	337.....
-----------------	-----------	----------

STOLEN BASES

José Reyes.....	2005.....	60.....
José Reyes.....	2006.....	64.....
José Reyes.....	2007.....	78.....
Eric Young Jr.....	2013.....	46.....

WINS

Tom Seaver.....	1969.....	25.....
Tom Seaver.....	1975.....	22.....
Dwight Gooden.....	1985.....	24.....

ERA

Tom Seaver.....	1970.....	2.82.....
Tom Seaver.....	1971.....	1.76.....
Tom Seaver.....	1973.....	2.08.....
Craig Swan.....	1982.....	2.43.....
Dwight Gooden.....	1985.....	1.53.....
Johan Santana.....	2008.....	2.53.....
JACOB deGROM.....	2018.....	1.70.....

STRIKEOUTS

Tom Seaver.....	1970.....	283.....
Tom Seaver.....	1971.....	289.....
Tom Seaver.....	1973.....	251.....
Tom Seaver.....	1975.....	243.....
Tom Seaver.....	1976.....	235.....
Dwight Gooden.....	1984.....	276.....
Dwight Gooden.....	1985.....	268.....
David Cone.....	1990.....	233.....
David Cone.....	1991.....	241.....
R.A. Dickey.....	2012.....	230.....
JACOB deGROM.....	2019.....	255.....
JACOB deGROM.....	2020.....	104.....

SAVES

John Franco.....	1990.....	33.....
John Franco.....	1994.....	30.....
Jeury Familia.....	2016.....	51.....

METS ON HOLIDAYS

Easter.....	15-22.....
Mother's Day.....	30-31.....
Memorial Day.....	28-32.....
Father's Day.....	30-36.....
Independence Day.....	31-37.....
Labor Day.....	28-37-1.....

ALL-TIME TEAM STATISTICS

BATTING

Year	AVG	G	AB	R	H	2B	3B	HR	RBI	BB	SO	SB
1962	.240	161	5492	617	1318	166	40	139	573	616	991	59
1963	.219	162	5336	501	1168	156	35	96	459	457	1078	41
1964	.246	163	5566	569	1372	195	31	103	527	353	932	36
1965	.221	164	5441	495	1202	203	27	107	460	392	1129	28
1966	.239	161	5371	587	1286	187	35	98	534	446	992	55
1967	.238	162	5417	498	1288	178	23	83	461	362	981	58
1968	.228	163	5503	473	1252	178	30	81	434	379	1203	72
1969	.242	162	5427	632	1311	184	41	109	598	527	1089	66
1970	.249	162	5443	695	1358	211	42	120	640	684	1062	118
1971	.249	162	5477	588	1365	203	29	98	546	547	958	89
1972	.225	156	5135	528	1154	175	31	105	490	589	990	41
1973	.246	161	5457	608	1345	198	24	85	553	540	805	27
1974	.235	162	5468	572	1286	183	22	96	538	597	735	43
1975	.256	162	5587	646	1430	217	34	101	604	501	805	32
1976	.246	162	5415	615	1334	198	34	102	560	561	797	66
1977	.244	162	5410	587	1319	227	30	88	525	529	887	98
1978	.245	162	5433	607	1332	227	47	86	561	549	829	100
1979	.250	163	5591	593	1399	255	41	74	558	498	817	135
1980	.257	162	5478	611	1407	218	41	61	554	501	840	158
1981	.248	105	3493	348	868	136	35	57	325	304	603	103
1982	.247	162	5510	609	1361	227	26	97	568	456	1005	137
1983	.241	162	5444	575	1314	172	26	112	542	436	1031	141
1984	.257	162	5438	652	1400	235	25	107	607	500	1001	149
1985	.257	162	5549	695	1425	239	35	134	651	546	872	117
1986	.263	162	5558	783	1462	261	31	148	730	631	968	118
1987	.268	162	5601	823	1499	287	34	192	771	592	1012	159
1988	.256	160	5408	703	1387	251	24	152	659	544	842	140
1989	.246	162	5489	683	1351	280	21	147	633	504	934	158
1990	.256	162	5504	775	1410	278	21	172	734	536	851	110
1991	.244	161	5359	640	1305	250	24	117	605	578	789	153
1992	.235	162	5340	599	1254	259	17	93	564	572	956	129
1993	.248	162	5448	672	1350	228	37	158	632	448	879	79
1994	.250	113	3869	506	966	164	21	117	477	336	807	25
1995	.267	144	4958	657	1323	218	34	125	617	446	994	58
1996	.270	162	5618	746	1515	267	47	147	697	445	1069	97
1997	.262	162	5524	777	1448	274	28	153	741	550	1029	97
1998	.259	162	5510	706	1425	289	24	136	671	572	1049	62
1999	.279	163	5572	853	1553	297	14	181	814	717	994	150
2000	.263	162	5486	807	1445	281	20	198	761	675	1037	66
2001	.249	162	5459	642	1361	273	18	147	608	545	1062	66
2002	.256	161	5496	690	1409	238	22	160	650	486	1044	87
2003	.247	161	5341	642	1317	262	24	124	607	489	1035	70
2004	.249	162	5532	684	1376	289	20	185	658	512	1159	107
2005	.258	162	5505	722	1421	279	32	175	683	486	1075	153
2006	.264	162	5558	834	1469	323	41	200	800	547	1071	146
2007	.275	162	5605	804	1543	294	27	177	761	549	981	200
2008	.266	162	5606	799	1491	274	38	172	751	619	1024	138
2009	.270	162	5453	671	1472	295	49	95	631	526	928	122
2010	.249	162	5465	656	1361	266	40	128	625	502	1095	130
2011	.264	162	5600	718	1477	309	39	108	676	571	1085	130
2012	.249	162	5450	650	1357	286	21	139	625	503	1250	79
2013	.237	162	5559	619	1318	263	32	130	593	512	1384	114
2014	.239	162	5472	629	1306	275	19	125	602	516	1264	101
2015	.244	162	5527	683	1351	295	17	177	654	488	1290	51
2016	.246	162	5459	671	1342	240	19	218	649	517	1302	42
2017	.250	162	5510	735	1379	286	28	224	713	529	1291	58
2018	.234	162	5468	676	1282	265	34	170	649	566	1404	71
2019	.257	162	5624	791	1445	280	17	242	767	516	1384	56
2020	.272	60	2023	286	551	106	7	86	278	197	498	20
2021	.239	162	5210	636	1243	228	18	176	604	495	1392	54

ALL-TIME TEAM STATISTICS

PITCHING

Year	ERA	G	CG	SHO	SV	IP	H	R	ER	BB	SO	HR
1962	5.04	161	43	4	10	1430.0	1577	948	801	571	772	192
1963	4.12	162	42	5	12	1427.1	1452	774	654	529	806	162
1964	4.25	163	40	10	15	1438.2	1511	776	680	466	717	130
1965	4.06	164	29	11	14	1454.2	1462	752	656	498	776	147
1966	4.17	161	37	9	22	1427.0	1497	761	661	521	773	166
1967	3.73	162	36	10	19	1433.2	1369	672	594	536	893	124
1968	2.72	163	45	25	32	1483.1	1250	499	449	430	1014	87
1969	2.99	162	51	28	35	1468.1	1217	541	487	517	1012	119
1970	3.45	162	47	10	32	1459.2	1260	630	559	575	1064	135
1971	2.99	162	42	13	22	1466.1	1227	550	487	529	1157	100
1972	3.26	156	32	12	41	1414.2	1263	578	513	486	1059	118
1973	3.26	161	47	15	40	1465.0	1345	588	531	490	1027	127
1974	3.42	162	46	15	14	1470.1	1433	646	558	504	908	99
1975	3.39	162	40	14	31	1466.0	1344	625	552	580	989	99
1976	2.94	162	53	18	25	1449.0	1248	538	473	419	1025	97
1977	3.77	162	27	12	28	1433.2	1378	663	601	490	911	118
1978	3.87	162	21	7	26	1455.1	1447	690	626	531	775	114
1979	3.84	163	16	10	36	1482.2	1486	706	633	607	819	120
1980	3.85	162	17	9	33	1451.1	1473	702	621	510	886	140
1981	3.55	105	7	3	24	926.0	906	432	365	336	490	74
1982	3.88	162	15	5	37	1447.1	1508	723	624	582	759	119
1983	3.68	162	18	7	33	1451.0	1384	680	593	615	717	97
1984	3.60	162	12	15	50	1442.2	1371	676	577	573	1028	104
1985	3.11	162	32	19	37	1488.0	1306	568	514	515	1039	111
1986	3.11	162	27	11	46	1484.0	1304	578	513	509	1083	103
1987	3.84	162	16	7	51	1454.0	1407	698	621	510	1032	135
1988	2.91	160	31	22	46	1439.0	1253	532	465	404	1100	78
1989	3.29	162	24	12	38	1454.1	1260	595	531	532	1108	115
1990	3.43	162	18	14	41	1440.0	1339	613	548	444	1217	119
1991	3.56	161	12	11	39	1437.1	1403	646	568	410	1028	108
1992	3.66	162	17	13	34	1446.2	1404	653	588	482	1025	98
1993	4.05	162	16	8	22	1438.0	1483	744	647	434	867	139
1994	4.13	113	7	3	35	1023.0	1069	526	470	332	640	117
1995	3.88	144	9	9	36	1291.0	1296	618	556	401	901	133
1996	4.22	162	10	10	41	1440.0	1517	779	675	532	999	159
1997	3.95	162	7	8	49	1459.1	1452	709	640	504	982	160
1998	3.76	162	9	16	46	1458.0	1381	645	609	532	1129	152
1999	4.27	163	5	7	49	1456.2	1372	711	691	617	1172	167
2000	4.16	162	8	10	49	1450.0	1398	738	670	574	1164	164
2001	4.07	162	6	14	48	1445.2	1418	713	654	438	1191	186
2002	3.89	161	9	10	36	1442.2	1408	703	624	543	1107	163
2003	4.48	161	3	10	38	1413.1	1497	754	704	576	907	168
2004	4.09	162	2	6	31	1449.0	1452	731	658	592	977	156
2005	3.76	162	8	11	38	1435.2	1390	648	599	491	1012	135
2006	4.14	162	5	12	43	1461.2	1402	731	673	527	1161	180
2007	4.26	162	2	10	39	1452.1	1415	750	687	570	1134	165
2008	4.07	162	5	12	43	1464.1	1415	715	662	590	1181	163
2009	4.45	162	3	12	39	1426.0	1452	757	705	616	1031	158
2010	3.70	162	8	19	36	1453.0	1438	652	597	545	1106	135
2011	4.19	162	6	9	43	1448.0	1482	742	674	514	1126	147
2012	4.09	162	7	5	36	1434.0	1368	709	651	488	1240	161
2013	3.77	162	4	10	40	1476.2	1442	684	618	458	1209	152
2014	3.49	162	1	10	42	1463.2	1370	618	568	509	1303	141
2015	3.43	162	1	14	50	1462.2	1341	613	557	383	1337	152
2016	3.57	162	1	13	55	1447.0	1397	617	574	439	1396	152
2017	5.01	162	2	5	34	1434.2	1538	863	799	593	1374	220
2018	4.07	162	3	15	41	1460.2	1364	707	661	484	1446	185
2019	4.24	162	3	12	38	1461.0	1405	737	688	500	1520	204
2020	4.98	60	0	1	11	513.1	511	308	284	219	574	81
2021	3.90	162	2	8	41	1379.1	1221	668	597	475	1453	190

YEAR-BY-YEAR RECORD

Year	W-L	Pct.	Pos	GB/GA	Manager
1962	40-120	.250	10	-60.5	Stengel
1963	51-111	.315	10	-48.0	Stengel
1964	53-109	.327	10	-40	Stengel
1965	50-112	.309	10	-47	Stengel-Westrum
1966	66-95	.410	9	-28.5	Westrum
1967	61-101	.377	10	-40.5	Westrum-Parker
1968	73-89	.451	9	-24	Hodges
1969	100-62	.617	1-East	+8	Hodges
1970	83-79	.512	3-East	-6	Hodges
1971	83-79	.512	3-East (T)	-14	Hodges
1972	83-73	.532	3-East	-13.5	Berra
1973	82-79	.509	1-East	+1.5	Berra
1974	71-91	.438	5-East	-17	Berra
1975	82-80	.506	3-East (T)	-10.5	Berra-McMillan
1976	86-76	.531	3-East	-15	Frazier
1977	64-98	.395	6-East	-37	Frazier-Torre
1978	66-96	.407	6-East	-24	Torre
1979	63-99	.389	6-East	-35	Torre
1980	67-95	.414	5-East	-24	Torre
1981	41-62	.398	5-East	-18.5	Torre
1982	65-97	.401	6-East	-27	Bamberger
1983	68-94	.420	6-East	-22	Bamberger-Howard
1984	90-72	.556	2-East	-6.5	Johnson
1985	98-64	.605	2-East	-3	Johnson
1986	108-54	.667	1-East	+21.5	Johnson
1987	92-70	.568	2-East	-3	Johnson
1988	100-60	.625	1-East	+15	Johnson
1989	87-75	.537	2-East	-6	Johnson
1990	91-71	.562	2-East	-4	Johnson-Harrelson
1991	77-84	.478	5-East	-20.5	Harrelson-Cubbage
1992	72-90	.444	5-East	-24.0	Torborg
1993	59-103	.364	7-East	-38.0	Torborg-Green
1994	55-58	.487	3-East	-18.5	Green
1995	69-75	.479	2-East (T)	-21.0	Green
1996	71-91	.438	4-East	-25.0	Green-Valentine
1997	88-74	.543	3-East	-13.0	Valentine
1998	88-74	.543	2-East	-18.0	Valentine
1999	97-66	.595	2-East	-6.5	Valentine
2000	94-68	.580	2-East	-1.0	Valentine
2001	82-80	.506	3-East	-6.0	Valentine
2002	75-86	.466	5-East	-26.5	Valentine
2003	66-95	.410	5-East	-34.5	Howe
2004	71-91	.438	4-East	-25.0	Howe
2005	83-79	.512	3-East (T)	-7.0	Randolph
2006	97-65	.599	1-East	+12.0	Randolph
2007	88-74	.543	2-East	-1.0	Randolph
2008	89-73	.549	2-East	-3.0	Randolph-Manuel
2009	70-92	.432	4-East	-23.0	Manuel
2010	79-83	.488	4-East	-18.0	Manuel
2011	77-85	.475	4-East	-25.0	Collins
2012	74-88	.457	4-East	-24.0	Collins
2013	74-88	.457	3-East	-22.0	Collins
2014	79-83	.488	2-East (T)	-17.0	Collins
2015	90-72	.556	1-East	+7.0	Collins
2016	87-75	.537	2-East	-8.0	Collins
2017	70-92	.432	4-East	-27.0	Collins
2018	77-85	.475	4-East	-13.0	Callaway
2019	86-76	.531	3-East	-11.0	Callaway
2020	26-34	.433	4-East (T)	-9.0	Rojas
2021	77-85	.475	3-East	-11.5	Rojas
TOTALS	4,551-4,927	.480			

ALL-TIME WIN-LOSS BREAKDOWN

Year	Home	Road	Day	Night	vs. NL			vs. AL			1-Run	Extra	DHs	Overall
					East	Cent	West	East	Cent	West				
1962	22-58	18-62	24-62	16-58	—	—	—	—	—	—	19-39	4-13	3-17-10	40-120
1963	34-47	17-64	32-60	19-51	—	—	—	—	—	—	18-32	8-4	3-6-10	51-111
1964	33-48	20-61	28-58	25-51	—	—	—	—	—	—	17-30	3-6	4-12-6	53-109
1965	29-52	21-60	29-57	25-51	—	—	—	—	—	—	20-32	8-6	5-11-8	50-112
1966	32-49	34-46	34-47	32-48	—	—	—	—	—	—	25-24	5-7	5-6-12	66-95
1967	36-42	25-59	28-42	33-59	—	—	—	—	—	—	24-30	9-9	4-8-13	61-101
1968	32-49	41-40	30-43	43-47	—	—	—	—	—	—	26-37	2-13	2-9-11	73-89
1969	52-30	48-32	45-30	55-32	57-33	—	43-29	—	—	—	41-23	10-6	11-3-8	100-62
1970	44-38	39-41	41-30	42-49	50-40	—	33-39	—	—	—	24-27	9-11	3-2-8	83-79
1971	44-37	39-42	32-38	51-41	49-41	—	34-38	—	—	—	31-27	13-9	4-2-5	83-79
1972	41-37	42-36	33-32	50-41	48-36	—	35-37	—	—	—	33-15	7-6	3-1-6	83-73
1973	43-38	39-41	28-34	54-45	48-41	—	34-38	—	—	—	31-32	7-12	2-3-8	82-79
1974	36-45	35-46	37-32	34-59	39-51	—	32-40	—	—	—	17-36	4-16	2-11-5	71-91
1975	42-39	40-41	30-33	52-47	40-50	—	42-30	—	—	—	23-29	8-10	1-7-6	82-80
1976	45-37	41-39	40-31	46-45	47-43	—	39-33	—	—	—	30-30	3-8	1-2-6	86-76
1977	35-44	29-54	29-36	35-62	34-56	—	30-42	—	—	—	18-28	7-5	1-6-9	64-98
1978	33-47	33-49	24-39	42-57	37-53	—	29-43	—	—	—	27-35	8-17	1-3-8	66-96
1979	28-53	35-46	28-38	35-61	33-57	—	30-42	—	—	—	24-35	7-12	2-8-9	63-99
1980	38-44	29-51	31-41	36-54	41-49	—	26-46	—	—	—	26-34	8-13	2-4-6	67-95
1981	24-27	17-35	22-20	19-42	27-32	—	14-30	—	—	—	14-12	6-1	0-2-3	41-62
1982	33-48	32-49	25-27	40-70	37-53	—	28-44	—	—	—	23-31	7-9	0-5-6	65-97
1983	41-41	27-53	23-28	45-66	40-50	—	28-44	—	—	—	28-29	12-4	4-2-5	68-94
1984	48-33	42-39	25-32	65-40	46-44	—	44-28	—	—	—	29-20	11-1	4-3-2	90-72
1985	51-30	47-34	36-25	62-39	52-38	—	46-26	—	—	—	33-31	12-10	2-1-2	98-64
1986	55-26	53-28	42-19	66-35	59-31	—	49-23	—	—	—	29-20	13-10	4-1-4	108-54
1987	49-32	43-38	27-29	65-41	53-37	—	39-33	—	—	—	29-23	5-11	2-0-1	92-70
1988	56-24	44-36	34-20	66-40	57-33	—	43-27	—	—	—	31-21	9-5	2-0-1	100-60
1989	51-30	36-45	24-32	63-43	48-42	—	39-33	—	—	—	22-30	8-10	2-1-0	87-75
1990	52-29	39-42	31-26	60-45	51-39	—	40-32	—	—	—	23-28	5-5	2-2-3	91-71
1991	40-42	37-42	24-29	53-55	44-45	—	33-39	—	—	—	20-29	8-8	0-0-3	77-84
1992	41-40	31-50	21-27	51-63	34-56	—	38-34	—	—	—	24-30	4-9	1-2-2	72-90
1993	28-53	31-50	21-38	38-65	30-48	—	29-55	—	—	—	19-35	8-7	0-1-2	59-103
1994	23-30	32-28	18-18	37-40	15-21	21-14	19-23	—	—	—	19-20	4-8	0-0-1	55-58
1995	40-32	29-43	17-23	52-52	27-25	21-24	21-26	—	—	—	21-24	9-7	1-0-0	69-75
1996	42-39	29-52	27-31	44-60	25-27	28-33	18-31	—	—	—	23-35	8-8	1-1-3	71-91
1997	50-31	38-43	37-26	51-48	29-19	34-21	18-26	7-8	—	—	21-27	11-7	0-1-3	88-74
1998	47-34	41-40	33-26	55-48	22-26	33-21	24-20	9-7	—	—	35-26	7-9	4-1-3	88-74
1999	49-32	48-34	32-23	65-43	27-23	33-18	25-19	12-6	—	—	27-19	6-5	1-0-1	97-66
2000	55-26	39-42	33-24	61-44	27-23	34-16	24-20	9-9	—	—	29-20	10-8	3-0-0	94-68
2001	44-37	38-43	22-34	60-46	43-33	15-21	14-18	10-8	—	—	30-20	10-10	0-0-0	82-80
2002	38-43	37-43	21-33	54-53	35-41	20-15	10-22	3-3	7-5	—	27-26	5-9	0-2-1	75-86
2003	34-46	32-49	21-30	45-65	27-49	17-22	17-14	0-6	—	5-4	15-28	1-6	0-3-0	66-95
2004	38-43	33-48	25-31	46-60	29-47	15-21	17-15	4-2	6-6	—	23-24	11-6	0-1-2	71-91
2005	48-33	35-46	26-26	57-53	38-36	20-21	20-12	3-3	—	2-7	21-24	8-6	0-0-1	83-79
2006	50-31	47-34	36-19	61-46	45-29	23-17	23-10	6-9	—	—	31-16	9-5	1-0-2	97-65
2007	41-40	47-34	30-22	58-52	35-37	28-12	17-18	3-3	2-4	3-0	22-15	7-8	0-0-0	88-74
2008	48-33	41-40	29-25	60-48	40-32	20-20	20-15	4-2	—	5-4	16-19	9-9	0-0-2	89-73
2009	41-40	29-52	30-25	40-67	28-44	23-17	14-21	5-10	—	—	19-24	4-7	0-0-0	70-92
2010	47-34	32-49	22-26	57-57	31-41	21-19	14-18	6-3	7-2	—	25-30	7-9	1-1-0	79-83
2011	34-47	43-38	24-26	53-59	33-39	19-20	16-17	2-4	2-1	5-4	21-28	7-7	1-3-0	77-85
2012	36-45	38-43	33-26	41-62	32-40	17-22	17-19	8-7	—	—	20-22	3-7	0-1-0	74-88
2013	33-48	41-40	31-34	43-54	34-42	12-21	17-16	4-0	7-9	—	29-28	8-12	1-1-2	74-88
2014	40-41	39-42	31-22	48-61	38-38	16-18	14-18	2-2	—	9-7	26-29	7-8	0-0-2	79-83
2015	49-32	41-40	32-17	58-55	47-29	13-20	21-12	9-11	—	—	25-24	9-6	0-1-0	90-72
2016	44-37	43-38	29-17	58-58	40-36	22-10	13-21	2-2	10-6	—	25-22	8-5	0-1-1	87-75
2017	37-44	33-48	14-33	56-59	37-39	14-19	12-21	0-4	—	7-9	21-24	3-8	1-1-2	70-92
2018	37-44	40-41	26-27	51-58	40-36	13-20	16-17	8-12	—	—	16-26	9-9	1-0-3	77-85
2019	48-33	38-43	28-23	58-53	40-36	14-19	17-16	2-2	13-3	—	24-23	7-9	1-0-1	86-76
2020	12-17	14-17	6-13	20-21	17-23	—	—	—	9-11	—	6-11	1-4	1-3-0	26-34
2021	47-34	30-51	28-21	49-64	39-37	13-20	16-17	9-11	—	—	31-35	11-7	4-0-10	77-85
Totals	2131-2612	2847-3081	559-521	136-145	36-35	438-483	4551-4927							
	2420-2315	1704-1846	2021-2046	1351-1407	54-36	1446-1583	104-162-228							

MONTHLY WIN-LOSS BREAKDOWN

Month	Most Wins	Fewest Wins	2021	Total
March	2-1 (2019) 2-0 (2018)	0-1 (2003) 0-1 (2014)	0-0	5-3
April	16-8 (2006) 16-10 (2002)	2-10 (1964)	10-11	614-592
May	21-7 (1972)	8-21 (1977) 8-18 (1979)	17-9	773-835-2
June	21-7 (1990)	5-21 (2018)	15-15	757-861-1
July	21-7 (1985) 21-9 (1984)	4-25 (1963)	14-13	775-815
August	21-11 (1986) 21-10 (1969)	5-24 (1982)	9-19	796-919
September	23-7 (1969)	6-18 (1962)	11-16	769-851-2
October	5-0 (1986) 5-1 (1972)	0-3 (2 Times)	1-2	60-50-2

*1981, 1994, 1995 and 2020 low totals not reflected due to shortened season.

MOST GAMES PLAYED BY POSITION

OUTFIELD

Cleon Jones.....	1103
Darryl Strawberry.....	1085
Mookie Wilson.....	1037
Carlos Beltrán.....	814
Kevin McReynolds.....	774
Michael Conforto.....	715
Lee Mazzilli.....	684
Juan Lagares.....	668
Tommie Agee.....	639
Ron Swoboda.....	639

THIRD BASE

David Wright.....	1572
Howard Johnson.....	835
Wayne Garrett.....	709
Hubie Brooks.....	516
Edgardo Alfonzo.....	515

SHORTSTOP

Bud Harrelson.....	1281
José Reyes.....	1104
Rey Ordoñez.....	907
Kevin Elster.....	524
Rafael Santana.....	478

SECOND BASE

Wally Backman.....	680
Felix Millán.....	674
Doug Flynn.....	533
Edgardo Alfonzo.....	524
Daniel Murphy.....	507

FIRST BASE

Ed Kranepool.....	1304
Keith Hernandez.....	854
Lucas Duda.....	472
John Olerud.....	463
Carlos Delgado.....	458

CATCHER

Jerry Grote.....	1176
Mike Piazza.....	827
Todd Hundley.....	745
John Stearns.....	698
Gary Carter.....	566

PITCHER

John Franco.....	695
Pedro Feliciano.....	484
Jeury's Familia.....	469
Tom Seaver.....	401
Jerry Koosman.....	376

HISTORICAL RECORDS

BATTING

GAMES PLAYED

Season
162..... John Olerud, 1999
Felix Millan, 1995

Career
1,853..... Ed Kranepool

Consecutive
200..... José Reyes,
4/24/05-6/5/06

AT-BATS

Individual, Game
11..... Dave Schneck at St. Louis
9/11/74 (25 innings)

Individual, Season
696..... José Reyes, 2005

Individual, Season, Rookie
597..... Pete Alonso, 2019

Individual, Career
5,998..... David Wright

Team, Nine-Inning Game
52..... at Philadelphia (G1), 8/16/18

Team, Extra-Inning Game
89..... vs. St. Louis, 9/11/74 (25 innings)

Team, Season
5,624..... 2019

RUNS

Individual, Game
6..... Edgardo Alfonzo at Houston, 8/30/99

Individual, Season
127..... Carlos Beltrán, 2006

Individual, Season, Rookie
103..... Pete Alonso, 2019

Individual, Career
949..... David Wright

Team, Most in an Inning
12..... 4/29/16 vs. San Francisco (third inning)
(for entire list see chart on page 201)

Team, Game
24..... at Philadelphia (G1), 8/16/18

Team, Two Consecutive Games
40..... at Baltimore, 8/15/18 (Won, 16-5)
at Philadelphia (G1), 8/16/18 (Won, 24-4)

Team, Doubleheader
30..... at Philadelphia, 8/16/18
(Won 24-4 & Lost 9-6)

Team, Most In A Season
853..... 1999

Team, Fewest in a Season*
473..... 1968

HITS

Individual, Game
6..... Wilmer Flores
vs. Chicago-NL, 7/3/16
Edgardo Alfonzo
at Houston, 8/30/99

Individual, Season
227..... Lance Johnson, 1996

Individual, Season, Rookie
155..... Pete Alonso, 2019

Individual, Career
1,777..... David Wright

Team, Most in an Inning
10..... vs. Atlanta, 8/18/09
(fourth inning)

Team, Nine-Inning Game
25..... at Philadelphia (G1), 8/16/18

Team, Extra-Inning Game
28..... at Atlanta, 7/4/85
(19 innings)

Team, Most, Season
1,553..... 1999

Team, Fewest, Season*
1,168..... 1963

HITTING STREAKS

Individual, Consecutive Games
30..... Moises Alou,
8/23-9/26/07

Consecutive Games, Lefthander
23..... John Olerud,
7/19-8/9/98

Consecutive Games, Rookie
23..... Mike Vail,
8/22-9/15/75

Consecutive At-bats With a Hit
9..... José Vizcaino, 4/23-4/25/96

Individual, Consecutive Games on Road
24..... José Reyes,
6/28-9/24/10

Individual, Consecutive Games at Home
22..... Edgardo Alfonzo,
5/16-7/6/97

SINGLES

Individual, Nine-Inning Game
5..... Dave Magadan
vs. Houston (G2), 7/24/87

Individual, Extra-Inning Game
5 (two times)..... Jim Hickman
at Atlanta, 9/30/64 (12 innings)
Gary Carter
at Atlanta, 7/4/85 (19 innings)

Team, Nine-Inning Game
18..... at Atlanta, 8/15/19
at Atlanta, 8/7/71

Team, Extra-Inning Game
23..... at Atlanta, 7/4/85
(19 innings)

Team, Most, Season
1,087..... 1980

DOUBLES

Individual, Game
3 (30 times)..... last, Dominic Smith
vs. Philadelphia, 9/6/20

Individual, Season
44..... Bernard Gilkey, 1996

Individual, Season, Rookie
36..... Ty Wigginton, 2003

Individual, Career
390..... David Wright

Team, Most, Game
10..... at Montreal, 9/27/01

Team, Most, Season
323..... 2006

TRIPLES

Individual, Game
3..... Doug Flynn
at Montreal, 8/5/80

Individual, Season
21..... Lance Johnson, 1996

Individual, Season, Rookie
8..... Mookie Wilson, 1981

Individual, Career
110..... José Reyes

Team, Most, Nine-Inning Game
4..... vs. Chicago, 5/23/70

Team, Most, Extra-Inning Game
4..... vs. San Diego, 7/6/79
(12 innings)

Team, Most, Season
49..... 2009

IMMACULATE INNINGS

Nolan Ryan and David Cone are the only pitchers in Mets history to strike out the side on nine pitches...Ryan did it in the third inning on April 19, 1968 vs. Los Angeles (Claude Osteen, Wes Parker and Zoilo Versalles)...Cone did it in the fifth inning on August 30, 1991 at Cincinnati (Herm Winningham, Randy Myers and Mariano Duncan).

HOME RUNS

Individual, Game

3 (15 times).....Francisco Lindor
vs. New York-AL, 9/12/21
.....Robinson Canó
vs. San Diego, 7/23/19
.....Yoenis Céspedes
at Philadelphia, 4/11/17
.....Yoenis Céspedes
at Colorado, 8/21/15
.....Lucas Duda
vs. San Diego, 7/29/15
.....Kirk Nieuwenhuis
vs. Arizona, 7/12/15
.....Ike Davis
at Arizona, 7/28/12
.....Carlos Beltrán
at Colorado, 5/12/11
.....José Reyes
at Philadelphia, 8/15/06
.....Edgardo Alfonzo
at Houston, 8/30/99
.....Gary Carter
at San Diego, 9/3/85
.....Darryl Strawberry
at Chicago, 8/5/85
.....Claudell Washington
at Los Angeles, 6/22/80
.....Dave Kingman
at Los Angeles, 6/4/76
.....Jim Hickman
at St. Louis, 9/3/65

**Individual, Game,
Each Side of the Plate**

25 times.....last, Francisco Lindor
vs. New York-AL, 9/12/21
(for entire list see chart on page 123)

**Individual, Two Consecutive Games
(Total)**

5.....Gary Carter,
9/3-9/4/85

**Individual, Three Consecutive Games
(Total)**

6.....Frank Thomas,
8/1, 8/2 & 8/3/62

**Individual, Consecutive Games with a
home run (regular season)**

5.....Richard Hidalgo,
7/1-7/5/04

**Individual, Consecutive Games with a
home run (postseason)**

6.....Daniel Murphy,
10/13-10/21/15

Individual, Consecutive at-bats

3, Many times.....last,
Yoenis Céspedes, 8/21/15

Individual, Pitcher, Game

2 (twice).....Noah Syndergaard
at Los Angeles-NL, 5/11/16
.....Walt Terrell
at Chicago, 8/6/83

Individual, First Major League At-Bat

4 times.....Mike Jacobs
vs. Washington, 8/31/05
.....Kazuo Matsui
at Atlanta, 6/6/04
.....Mike Fitzgerald
at Philadelphia, 9/13/83
.....Benny Ayala
vs. Houston, 8/27/74

Individual, One Month (Total)

13 (twice).....Dave Kingman, July, 1975
Gary Carter, September, 1985

Individual, Season

53.....Pete Alonso, 2019

Individual, Season, Lefthander

39 (twice).....Darryl Strawberry,
1987 & 1988

Individual, Season, Rookie

53.....Pete Alonso, 2019 (ML record)

Individual, Season, at Home

27.....Pete Alonso, 2019

Individual, Season, on the Road

26 (twice).....Pete Alonso, 2019
Carlos Beltrán, 2006

Individual, Career

252.....Darryl Strawberry

Individual, Career, Righthander

242.....David Wright

Individual, Career, Switch-Hitter

192.....Howard Johnson

Individual, Career, at Home

123.....Darryl Strawberry

Individual, Career, on the Road

129.....Darryl Strawberry

Individual, Walkoff, Career

4.....Wilmer Flores
Mike Piazza,
Kevin McReynolds,
Cleon Jones,
Chris Jones

Individual, Career, Designated Hitter

9.....Mike Piazza

Individual, 1-0 Games Decided by a HR

(for 1-0 wins by a HR, see page 74)
(for 1-0 losses by a HR, see page 106)

Individual, Grand Slams, Game

1.....last, Francisco Lindor vs. Miami, 9/30/21
(for list see chart on page 413)

Individual, Grand Slams, Season

3 (four times).....Carlos Beltrán, 2006
Mike Piazza, 2000
Robin Ventura, 1999
John Milner, 1976

Individual, Grand Slams, Career

6.....Mike Piazza

Team, Grand Slams, Game

2.....6/28/11 at Detroit
Jason Bay and Carlos Beltrán
7/16/06 at Chicago-NL
Cliff Floyd and Carlos Beltrán

Individual, Grand Slams, Pitcher

1 (twice).....Jack Hamilton vs.
St. Louis, 5/20/67 (Al Jackson)
Carl Willey vs. Houston,
7/15/63 (Ken Johnson)

Team, Grand Slams, Season

10.....2006

Individual, Leadoff, Season

7 (twice).....Curtis Granderson, 2015
Curtis Granderson, 2016

Individual, Leadoff, Career

21.....José Reyes

Team, Leadoff, Season

11.....2017

Individual, Inside the park, Career

2 (twice).....Angel Pagan
Darryl Strawberry

(for list see chart on page 139)

Individual, Extra-Innings, Career

9.....Howard Johnson

Individual, Interleague, Season

11.....Pete Alonso, 2021

Individual, Interleague, Career

28.....Mike Piazza

Team, Consecutive Home Runs in One Inning

3 (eight times).....at Philadelphia,
8/7/21, ninth inning
(Conforto, Villar, McCann)
vs. Philadelphia, 6/7/07, sixth inning
(Delgado, Wright, Lo Duca)
vs. Philadelphia, 4/17/89, third inning
(Strawberry-McReynolds-Hernandez)
at Cincinnati, 5/1/88, fifth inning
(Teufel-Hernandez-Strawberry)
at Atlanta, 7/27/86, third inning
(Carter-Strawberry-Mitchell)
at San Diego, 7/20/74, fifth inning
(Theodore-Staub-Jones)
at Montreal, 5/18/70, eighth inning
(Marshall-Foy-Grote)
vs. Philadelphia, 4/28/62, sixth inning
(Thomas-Neal-Hodges)

Team, Most, Game

8.....8/24/15
at Philadelphia (Flores-2, Wright,
Lagares, d'Arnaud, Cuddyer,
Murphy, Céspedes)

Team, First Two Batters of Game

three times.....7/12/07 vs. Cincinnati
(Reyes, Gotay)
8/26/16 vs. Philadelphia
(Reyes, Cabrera)
6/6/19 vs. San Francisco
(Rosario, D. Smith)

Team, Consecutive Games with a HR

21.....7/16-8/5/96

Team, Consecutive Games without a HR

17.....8/27-9/13/80

Team, Most, Month

50 (twice).....September, 2019
June, 2017

Team, Most, Season

242.....2019

Team, Fewest, Season*

61.....1980

RBI

Individual, Game
 9 Carlos Delgado
 at New York-AL (G1), 6/27/08

Individual Rookie, Game
 7 Jeremy Burnitz
 at Montreal, 8/5/93

Individual, Consecutive Games
 15 Mike Piazza, 6/14-7/2/00

Individual, One Month
 34 Gary Carter, September, 1985

Individual, Season
 124 (twice) Mike Piazza, 1999
 David Wright, 2008

Individual, Season, Lefthander
 120 Robin Ventura, 1999

Individual, Season, Rookie
 120 Pete Alonso, 2019

Individual, Career
 956 David Wright

Team, Most, Game
 22 at Chicago, 8/16/87

Team, Most, Season
 814 1999

TOTAL BASES

Individual, Game
 16 Edgardo Alfonzo at Houston,
 8/30/99 (3-HR, 2B, 2-1B)

Individual, Season
 348 Pete Alonso, 2019

Individual, Season, Switch-Hitter
 319 Howard Johnson, 1989

Individual, Season, Lefthander
 327 Lance Johnson, 1996

Individual, Career
 2,945 David Wright

Team, Most, Game
 51 at Philadelphia, 8/24/15

Team, Most, Season
 2,485 2019

EXTRA-BASE HITS

Individual, Game
 4 (11 times) last, Yoenis Céspedes
 at Philadelphia, 4/11/17

Individual, Consecutive Games
 9 Yoenis Céspedes, 4/15-4/29/16

Individual, Season
 85 Pete Alonso, 2019

Individual, Rookie, Season
 85 Pete Alonso, 2019

Individual Career
 658 David Wright

Team, Most, Game
 15 at Philadelphia, 8/24/15

Team, Most, Season
 564 2006

STOLEN BASES

Individual, Game
 4 (four times) David Wright
 at San Francisco, 5/14/09
 Roger Cedeño
 at Philadelphia, 5/14/99
 Vince Coleman
 vs. Montreal, 6/23/93
 and at St. Louis, 6/26/92

Individual, Consecutive Games With a Stolen Base
 6 (three times) José Reyes,
 8/21-8/26/07
 José Reyes,
 7/17-7/23/05
 Vince Coleman,
 5/1-5/8/91

Individual, Season
 78 José Reyes, 2007

Individual, Season, Rookie
 24 Mookie Wilson, 1981

Individual, Consecutive Without Being Caught
 33 Kevin McReynolds
 6/7/87-4/9/89

Individual, Career
 403 José Reyes

Team, Most, Game
 7 at San Francisco, 5/14/09
 (Wright-4, Cora, Beltrán, Sheffield)

Team, Most Over Two Consecutive Games
 11 (three times) 8/7-8/18/87
 8/15-8/26/07
 5/14-5/15/09

Team, Most, Season
 200 2007

Team, Fewest, Season*
 27 1973

CAUGHT STEALING

Individual, Nine-Inning Game
 2 (34 times) last, José Reyes
 vs. Philadelphia, 9/15/07

Individual, Extra-Inning Game
 3 Lenny Randle
 at Montreal, 4/15/78 (11 innings)

Team, Nine-Inning Game
 4 at Montreal, 8/3/79

Team, Extra-Inning Inning Game
 4 (twice) last, at Pittsburgh, 9/20/80

Individual, Season
 21 (twice) José Reyes, 2007
 Lenny Randle, 1977

Individual, Career
 100 José Reyes

Team, Season
 99 1980

SACRIFICE HITS

Individual, Game
 3 Livan Hernandez
 at Florida, 4/11/09
 Sid Fernandez
 vs. Houston (G1), 7/24/87

Individual, Season
 24 Felix Millan, 1974

Individual, Career
 85 (twice) Dwight Gooden
 Jerry Koosman

Team, Most, Nine-Inning Game
 5 at Atlanta, 7/18/09

Team, Most, Extra-Inning Game
 5 (two times) at Colorado,
 4/26/95 (14 innings)
 vs. Pittsburgh,
 8/10/92 (16 innings)

Team, Most, Season
 108 1973

SACRIFICE FLIES

Individual, Game
 2 (28 times) last, Dominic Smith
 at Miami, 8/3/21

Individual, Season
 15 (twice) Howard Johnson, 1991
 Gary Carter, 1986

Individual, Career
 65 David Wright

Team, Most, Inning
 3 at New York-AL (second), 6/24/05

Team, Most, Game
 4 (three times) at New York-AL, 6/24/05
 vs. Philadelphia, 9/23/72
 at San Francisco, 7/26/67

Team, Most, Season
 59 1997

SLUGGING PERCENTAGE

Season†
 .614 Mike Piazza, 2000

Rookie†
 .583 Pete Alonso, 2019

Career!
 .542 Mike Piazza

Team, High
 .445 2006

ON-BASE PERCENTAGE

Season†
 .447 John Olerud, 1999

Rookie†
 .373 Jason Phillips, 2003

Career!
 .425 John Olerud

Team, High
 .363 1999

PITCHING

GAMES

Individual, Season
 92 Pedro Feliciano, 2010

Individual, Season, Righthander
 82 Joe Smith, 2008

Individual, Season, Rookie
 76 Jeurys Familia, 2014

Individual, Consecutive Games Pitched
 8 Turk Wendell, 9/14-9/23/98

Individual, Career
 695 John Franco

Individual, Career, Righthander
 404 Jeurys Familia

PITCHERS USED

Team, Nine-Inning Game
 10 vs. Philadelphia, 9/20/12

Team, Extra-Inning Game
 10 vs. Philadelphia, 9/22/16

Team, Most Used In A Season
 42 2021

Team, Fewest Used In A Season*
 13 1963, 1971 & 1976

STARTS

Individual, Season
 36 (four times) Jack Fisher, 1965
 Tom Seaver, 1970, 1973 and 1975

Individual, Season, Lefthander
 35 (five times)
 Frank Viola, 1990 & 1991
 Jon Matlack, 1976
 Jerry Koosman, 1973 & 1974

Individual, Season, Rookie
 35 Gary Gentry, 1969

Individual, Career
 395 Tom Seaver

Individual, Career, Lefthander
 346 Jerry Koosman

COMPLETE GAMES

Individual, Season
 21 Tom Seaver, 1971

Individual, Season, Lefthander
 17 (twice) Jerry Koosman,
 1976 & 1968

Individual, Season, Rookie
 18 Tom Seaver, 1967

Individual, Career
 171 Tom Seaver

Individual, Career, Lefthander
 108 Jerry Koosman

Individual, Consecutive
 8 (twice) Jerry Koosman
 7/15-8/21/76
 Tom Seaver
 8/26-9/27/69

COMPLETE GAMES (CONT.)

Team, Most, Season
 53 1976

Team, Fewest, Season*
 1 2014, 2015 & 2016

INNINGS PITCHED

Individual, Game
 15 (twice) Rob Gardner
 vs. Philadelphia (G2), 10/2/65
 Al Jackson
 vs. Philadelphia, 8/14/62

Individual, Season
 290.2 Tom Seaver, 1970

Individual, Season, Lefthander
 265.1 Jon Matlack, 1974

Individual, Season, Rookie
 263.2 Jerry Koosman, 1967

Individual, Career
 3,045.2 Tom Seaver

Individual, Career, Lefthander
 2,544.2 Jerry Koosman

SHUTOUTS

Individual, Season
 8 Dwight Gooden, 1985

Individual, Season, Lefthanded
 7 (twice) Jon Matlack, 1974
 Jerry Koosman, 1968

Individual, Season, Rookie
 7 Jerry Koosman, 1968

Individual, Consecutive
 2 (15 times) last, Johan Santana
 vs. San Diego, 5/26/12 (9-0) &
 vs. St. Louis, 6/1/12 (8-0)

(for entire list see chart on page 373)

Individual, Career
 44 Tom Seaver

Individual, Career, Lefthander
 26 (twice) Jerry Koosman
 Jon Matlack

Team, Most, Season
 28 1969

Team, Fewest, Season*
 4 1962

Both Games of Doubleheader
 once at Pittsburgh,
 9/12/69 (1-0 & 1-0)

Team, Consecutive
 4 9/24-9/28/69

Team, 1-0 Shutouts Won
 9 1969

Team, Consecutive 1-0 Shutouts
 twice vs. Miami
 9/29-9/30/18
 at Pittsburgh
 9/12/69 (DH)

SCORELESS STREAKS

Individual, Starter
 32.2 innings R.A. Dickey,
 5/22-6/13/12

Individual, Reliever
 27.2 innings Jesse Orosco,
 7/22-8/24/83

Individual, Rookie
 26.0 innings John Maine,
 7/15-8/12/06

Team
 42.0 innings 9/23-9/28/69

WINS

Individual, Season
 25 Tom Seaver, 1969

Individual, Season, Lefthanded
 21 Jerry Koosman, 1976

Individual, Season, Rookie
 19 Jerry Koosman, 1968

Individual, Season, Righthanded Rookie
 17 Dwight Gooden, 1984

Individual, Season, Reliever
 14 Roger McDowell, 1986

Individual, Season, Lefthanded Reliever
 13 Jesse Orosco, 1983

Individual, Consecutive Single Season
 14 Dwight Gooden,
 5/30-8/25/85

Individual, Consecutive Over Multiple Seasons
 16 Tom Seaver,
 8/9/69-5/6/70

Individual, Single Season Consecutive Starts
 8 (four times) Jacob deGrom
 6/12-7/24/17
 Bobby Jones, 4/30-6/9/97
 David Cone, 8/23-9/30/88
 Tom Seaver, 8/26-9/27/69

Individual, Consecutive to Start the Season
 10 Terry Leach, 5/22-8/11/87

Individual, Career
 198 Tom Seaver

Individual, Career, Lefthander
 140 Jerry Koosman

Individual, Highest Winning Percentage
 .870 David Cone, 1988 (20-3)

Team, Pitchers With 10+ Wins
 6 1986

LOSSES

Individual, Season
 24 (twice)..... Roger Craig, 1962
 Jack Fisher, 1965

Individual, Season, Lefthander
 20 (3x)..... Jerry Koosman, 1977
 Al Jackson, 1962 and 1965

Individual, Season, Reliever
 13..... Skip Lockwood, 1978

Individual, Season, Rookie
 20..... Al Jackson, 1962

Individual, Consecutive, Single Season
 18..... Roger Craig, 5/4-8/4/63

Individual, Consecutive Multiple Seasons
 27..... Anthony Young, 5/6/92-7/24/93

Individual, Career
 137..... Jerry Koosman

Individual, Career, Righthander
 124..... Tom Seaver

Team, Most, Season
 120..... 1962

Team, Fewest, Season*
 54..... 1986

SAVES

Individual, Consecutive Appearances
 14..... Jeurys Familia, 6/21-7/26/16

Individual, Consecutive To Begin Mets Career
 16..... Francisco Rodriguez, 2009

Individual, Consecutive, One Season
 36..... Jeurys Familia, 4/5-7/26/16

Individual, Consecutive, Career
 52..... Jeurys Familia, 8/1/15-7/26/16

Individual, Season
 51..... Jeurys Familia, 2016

Individual, Season, Lefthanded
 40..... Billy Wagner, 2006

Individual, Rookie
 17..... Roger McDowell, 1985

Individual, Career
 276..... John Franco

Individual, Career, Righthanded
 160..... Armando Benitez

Team, Most, Season
 55..... 2016

Team, Fewest Season*
 14..... 1974

HITS ALLOWED

Individual, Fewest, Game
 0..... Johan Santana
 vs. St. Louis, 6/1/12

Individual, Most, Game
 15..... Tom Seaver
 at Philadelphia, 5/25/76

Individual, Most, Season
 261..... Roger Craig, 1962

Individual, Most, Season, Rookie
 244..... Al Jackson, 1962

Individual, Most, Career
 2,431..... Tom Seaver

Team, Most, Game
 27..... at Philadelphia, 6/11/85

Team, Most, Season*
 1,577..... 1962

Team, Fewest Season*
 1,217..... 1969

RUNS ALLOWED

Individual, Earned, Game
 11 (three times)..... Craig Anderson
 vs. Los Angeles, 8/26/62
 Jack Fisher
 at San Francisco (G1), 6/3/67
 Orlando Hernandez
 at Philadelphia, 8/15/06

Individual, Earned Game
 11..... Orlando Hernandez
 at Philadelphia, 8/15/06

Individual, Season
 137..... Jay Hook, 1962

Individual, Earned, Season
 117..... Roger Craig, 1962

Individual, Rookie, Season
 132..... Al Jackson, 1962

Individual, Rookie, Earned, Season
 113..... Al Jackson, 1962

Individual, Career
 994..... Jerry Koosman

Team, Most, Inning
 11 (five times)..... at Colorado,
 4/27/12 (fifth inning)
 at Atlanta,
 4/7/04 (fourth inning)
 at San Diego,
 4/1/97 (sixth inning)
 vs. Houston (G1),
 7/30/69, (ninth inning)
 at St. Louis,
 7/18/64 (eighth inning)

*(for list of runs allowed by inning,
 see chart on page 293)*

Team, Most, Game
 26..... at Philadelphia, 6/11/85

Team, Most Earned, Game
 25..... at Washington, 7/31/18

RUNS ALLOWED (CONT.)

Team, Most, Season
 948..... 1962

Team, Most Earned, Season
 801..... 1962

Team, Fewest, Season*
 499..... 1968

Team, Fewest Earned, Season*
 449..... 1968

HOME RUNS ALLOWED

Individual, Back-To-Back-To-Back, Inning
 3..... last, Seth Lugo
 at Philadelphia, 9/17/20
 (Harper, Bohm, Gregorius)

Team, Back-To-Back-To-Back, Inning (More Than One Pitcher)
 3..... vs. St. Louis, 7/18/64
 (Boyer and White off Bill Wakefield and
 McCarver off Carl Willey)

Individual, Most, Inning
 4..... Steve Trachsel vs. San Diego,
 5/17/01, third inning
 (Arias, Henderson, Klesko, Trammell)

Individual, Game
 5..... Roger Craig
 vs. San Francisco, 5/4/63

Individual, Season
 35..... Roger Craig, 1962

Individual, Rookie, Season
 24..... Gary Gentry, 1969

Individual, Career
 212..... Tom Seaver

Team, Most, Game
 7 (four times).....
 vs. Los Angeles-NL, 6/24/18
 at Washington, 4/30/17
 at Philadelphia, 9/8/98
 at Chicago (G2), 6/11/67

Team, Most, Season
 220..... 2017

Team, Fewest, Season*
 78..... 1988

STRIKEOUTS

Individual, Inning
 4 (twice) Mike Stanton
 at Milwaukee, 8/3/04 (eighth)
 Derek Wallace
 vs. Atlanta, 9/23/96 (ninth)

Individual, Game
 19 (twice) David Cone
 at Philadelphia, 10/6/91
 Tom Seaver
 vs. San Diego, 4/22/70

Individual, Game, Lefthander
 16 Sid Fernandez
 at Atlanta, 7/14/89

Individual, Game, Rookie
 16 (two times) Dwight Gooden
 at Philadelphia, 9/17/84 &
 vs. Pittsburgh, 9/12/84

Individual, Game, Lefthander Rookie
 12 Jerry Koosman
 vs. St. Louis (G2), 7/21/68

Individual, Season
 289 Tom Seaver, 1971

Individual, Season, Lefthander
 206 Johan Santana, 2008

Individual, Season, Rookie
 276 Dwight Gooden, 1984

Individual, Season, Lefthander Rookie
 178 Jerry Koosman, 1968

Individual, Games, 10+, Season
 15 Dwight Gooden, 1984

Individual, Games, 10+, Season, Lefthander
 6 Sid Fernandez, 1988

Individual, Games, 10+, Career
 60 Tom Seaver

Individual, Games, 10+, Career, Lefthander
 31 Sid Fernandez

Individual, Consecutive In A Game
 10 Tom Seaver
 vs. San Diego, 4/22/70

ERRORS

Individual, Most, in One Inning
 3 (twice) last, Hubie Brooks
 vs. Los Angeles, 5/10/81 (fourth)

Individual, Most, Game
 3 (many times) last,
 Luis Guillorme at Cincinnati, 7/19/21

Team, Most, Inning
 4 (four times)
 at Colorado, 4/27/12 (fifth)
 vs. St. Louis, 4/4/96 (eighth)
 vs. San Diego, 5/1/91 (seventh)
 at Chicago, 6/9/87 (fourth)

STRIKEOUTS (CONT.)

Individual, Consecutive at the Start of a Game
 8 Jacob deGrom
 vs. Miami, 9/15/14

Reliever, Game
 9 Tug McGraw
 at San Diego, 8/10/71

Individual, Two Consecutive Games
 32 Dwight Gooden,
 9/12 & 9/17/84

Team, Most, Nine-Inning Game
 19 (two times) at Philadelphia, 10/6/91
 vs. San Diego, 4/22/70

Team, Most, Extra-Inning Game
 26 vs. Atlanta, 8/23/19

Team, Most, Season
 1,520 2019

Team, Fewest*, Season
 717 (two times) 1964 & 1983

WALKS

Individual, Game
 10 Mike Torrez
 at Cincinnati, 7/21/83

Individual, Consecutive Innings Without Issuing a Walk
 48.2 Bartolo Colón, 4/12-5/20/15

Individual, Season
 116 Nolan Ryan, 1971

Individual, Season, Lefthanded
 105 Oliver Perez, 2008

Individual, Season, Rookie
 104 Ron Darling, 1984

Individual, Career
 847 Tom Seaver

FIELDING

ERRORS (CONT.)

Team, Most, Game
 7 vs. Pittsburgh, 8/1/96

Team, Most, Season
 210 (twice) 1962 & 1963

Team, Fewest, Season*
 68 1999

Team, Consecutive Errorless Games
 12 (three times) 6/15-6/27/99
 8/17-8/30/06
 5/20-6/2/07

WALKS (CONT.)

Team, Most, Nine-Inning Game
 15 at Chicago-NL, 9/16/72

Team, Most, Extra-Inning Game
 14 at Philadelphia,
 4/12/86 (13 innings)

Team, Most, Season
 617 1999

Team, Fewest, Season*
 404 1988

HIT BY PITCH

Individual, Game
 3 (nine times) last, Zack Wheeler
 at Philadelphia, 9/17/18

Individual, Season
 16 Pedro Astacio, 2002

Individual, Career
 63 Al Leiter

Team, Most, Game
 4 vs. Washington, 4/6/06

WILD PITCH

Individual, Game
 3 (21 times) last, Jeurys Familia
 vs. Arizona, 6/4/15

Team, Most, Game
 4 (seven times) last,
 at Philadelphia, 9/30/15

Individual, Season
 18 Jack Hamilton, 1966

CONSEC. BATTERS RETIRED

Individual, to Start a Game
 25 Tom Seaver
 vs. Chicago, 7/9/69

ERA

Lowest, Season
 2.72 1968

Highest, Season
 5.04 1962

MOST STEALS AGAINST

Individual, Game
 8 Mackey Sasser
 at Atlanta, 7/16/88

Team, Game
 8 at Atlanta, 7/16/88

MISCELLANEOUS TEAM RECORDS

LONGEST GAME

Innings
 25vs. St. Louis, 9/11/74
Time, Nine-Inning Game
 4:29vs. Philadelphia, 9/8/19
Time, Extra-Inning Game
 7:23vs. San Francisco (G2),
 5/31/64 (23 innings)

SHORTEST GAME

Time, Nine-Inning Game
 1:36at Atlanta, 4/27/73

MOST GAMES PLAYED

Team, Season
 1641965

WINS

Team, Season
 1081986
Team, Home, Season
 561988
Team, Road, Season
 531986
Team, Month
 23September, 1969 (7 losses)
Team, One Run Games, Season
 411969 (23 losses)
Team, Extra-Inning, Season
 13 (twice)1971 (9 losses)
 1986 (10 losses)
Team, Consecutive
 11 (five times)4/12-4/23/15
 6/17-6/29/90
 4/18-4/30/86
 5/12-5/21/72
 5/28-6/10/69

Team, Consecutive at Home
 12 (four times)9/27/14-4/23/15
 9/13/95-4/1/96
 9/14/88-4/3/89
 9/21/84-4/26/85

Team, Consecutive on the Road
 119/7-9/27/15

Team, on a Homestand
 10 (three times)4/13-4/23/15 (0 losses)
 4/26-5/9/76 (3 losses)
 5/5-5/18/72 (3 losses)

Team, on a Roadtrip
 107/4-7/14/85 (1 loss)

Team, Most, Consecutive Series Won
 10 (twice)6/4-7/8/90
 8/17-9/14/01

LARGEST MARGIN

Game, Team, Victory
 20 runsat Philadelphia (G1),
 8/16/18 (Won, 24-4)

Game, Team, Defeat
 21 runsat Washington,
 7/31/18 (4-25)

Team, Victory, Shutout
 17-0vs. Philadelphia, 9/25/16

Team, Defeat, Shutout
 0-16vs. Atlanta, 7/2/99

Team, Comeback Win
 8at Houston, 9/2/72
(for entire list see chart on page 390)

Team, Blown Lead (Loss)
 8at Chicago, 4/19/80
(for entire list see chart on page 111)

HIGHEST WINNING PCT.
Homestand (7+ games)
 1.0004/13-4/23/15 (10-0)
(for entire list see chart on page 414)

Roadtrip (7+ games)
 1.0007/1-7/7/91 (7-0)
(for entire list see chart on page 414)

vs. NL East
 .6561986 (59-31)

vs. NL Central
 .7002006 (28-12)

vs. NL West
 .6972006 (23-10)

vs. AL East
 .6671999 (12-6)**

vs. AL Central
 .8132019 (13-3)**

vs. AL West
 .563 (two times)2014 (9-7)**

LOSSES

Team, Season
 1201962

Team, Home, Season
 581962

Team, Road, Season
 641963

Team, Month
 26August, 1962

Team, One Run, Season
 391962

Team, Extra-Inning, Season
 171978

Team, Consecutive
 175/21-6/6/62

Team, Consecutive at Home
 158/1-9/3/02 (G1)

LOSSES (CONT.)

Team Consecutive on the Road
 226/16-7/28/63

Team, Homestand
 12 (twice)5/30-6/14/66 (7-12)
 8/14-8/26/62 (3-12)

Team, Roadtrip
 147/19-8/4/63 (2-14)

LOWEST WINNING PCT.

Homestand (7+ games)
 .0009/18-9/23/79 (0-9)
(for entire list see chart on page 414)

Roadtrip (7+ games)
 .0008/9-8/18/81 (0-10)
(for entire list see chart on page 414)

vs. NL East
 .3552003 (27-49)

vs. NL Central
 .3642013 (12-21)

vs. NL West
 .3131981 (10-22)

vs. AL East
 .0002003 (0-6)
 2017 (0-4)

vs. AL Central
 .4382013 (7-9)

vs. AL West
 .2222005 (2-7)

HIGHEST PAID ATTENDANCE

Home, Season
 4,042,0432008

Road, Season
 2,911,4712008

PLAYERS USED

Team, Nine-Inning Game
 25 (twice)at Atlanta, 9/19/00
 vs. Philadelphia, 9/22/16

Team, Extra-Inning Game
 26vs. Chicago-NL,
 9/13/11 (11 innings)

Team, Most, Season
 642021

Team, Fewest, Season*
 321988

*Records for "fewest" do not include abbreviated seasons of 1972, 1981, 1994, 1995 and 2020.
 **minimum six games

NATIONAL LEAGUE

Arizona – 9/6/18

Received cash for minor leaguer Patrick Kivlehan (OF).

Atlanta – 6/8/16

Received Kelly Johnson (IF) and cash for Akeel Morris (RHP).

Chicago – 5/18/21

Received Cameron Maybin (OF) for cash

Cincinnati – 7/24/21

Received Matt Payton (OF) for cash.

Colorado – 6/9/06

Received Eli Marrero (UTIL) for Kazuo Matsui (IF).

Los Angeles – 7/21/21

Received minor leaguer Carlos Rincon (OF) for Billy McKinney (OF).

Miami – 2/1/21

Received Jordan Yamamoto (RHP) for minor leaguer Federico Polanco (INF).

Milwaukee – 5/25/21

Received Billy McKinney (OF) for minor leaguer Pedro Quintana (LHP).

Philadelphia – 7/29/19

Received Austin Bossart (C) for Jason Vargas (LHP).

Pittsburgh – 1/19/21

Sent Endy Rodriguez (C) in a three-team trade with San Diego.

St. Louis – 2/12/21

Received cash for Ali Sánchez (C).

San Diego – 1/19/21

Received Joey Lucchesi (LHP) in a three-team trade with Pittsburgh.

San Francisco – 7/2/21

Received Anthony Banda (LHP) for minor leaguer Wil Toffey (INF).

Washington – 2/12/18

Received cash for Matt Reynolds (INF).

AMERICAN LEAGUE

Baltimore – 8/31/20

Received Miguel Castro (RHP) for minor leaguer Kevin Smith (LHP) and cash or a PTBNL.

Boston – 2/10/21

Sent Josh Winckowski (RHP) in a three-team trade with Kansas City.

Cleveland – 1/7/21

Received Carlos Carrasco (RHP) and Francisco Lindor (INF) for Andres Gimenez (INF), Isaiah Greene (OF), Amed Rosario (INF) and Josh Wolf (RHP).

Chicago – 7/30/21

Received Javier Báez (INF), Trevor Williams (RHP) and cash for minor leaguer Pete Crow-Armstrong (OF).

Detroit – 7/31/15

Received Yoenis Céspedes (OF) for Michael Fulmer (RHP) and Luis Cessa (RHP).

Houston – 12/5/19

Received Jake Marisnick (OF) for minor leaguers Kenedy Corona and Blake Taylor (LHP).

Kansas City – 2/10/21

Received Khalil Lee (OF) in a three-team trade with Boston.

Los Angeles – 8/31/16

Received Fernando Salas (RHP) for Erik Manoah (RHP).

Minnesota – 2/2/08

Received Johan Santana (LHP) for Carlos Gomez (OF), Philip Humber (RHP) and minor leaguers Kevin Mulvey (RHP) and Deolis Guerra (RHP).

New York – 4/10/18

Received minor leaguer Kendall Coleman (OF) for minor leaguer L.J. Mazzilli (INF).

Oakland – 3/12/22

Received Chris Bassitt (RHP) for minor leaguers J.T. Ginn (RHP) and Adam Oller (RHP).

Seattle – 12/3/18

Received Robinson Canó (IF) and Edwin Díaz (RHP) for Jay Bruce (OF), Anthony Swarzak (RHP), Gerson Bautista (RHP) and minor leaguers Justin Dunn (RHP) and Jerred Kelenic (OF).

Tampa Bay – 7/23/21

Received Rich Hill (LHP) for Tommy Hunter (RHP) and minor leaguer Matthew Dyer (C/OF).

Texas – 8/31/20 - Two Trades

Received Todd Frazier (INF) for a PTBNL. Received Robinson Chirinos (C) for a PTBNL.

Toronto – 6/19/21

Received minor leaguer Troy Miller (RHP) for Jacob Barnes (RHP).

JOHAN SANTANA'S NO-HITTER – JUNE 1, 2012

The gray skies above Citi Field looked ominous as rain drew closer. The scoreboard clock ticked to 9:48 pm. Johan Santana stood atop the mound and peered in toward catcher Josh Thole. His left arm had already delivered more pitches than it ever had in a major league game. Ghosts of Seaver, Koosman, Gentry, Ryan, Gooden, Fernandez, Darling, Cone, Leiter, Glavine, Trachsel and Martinez rested on Santana's shoulders.

He delivered his signature pitch – a change-up – to Cardinals World Series MVP David Freese, who swung and missed. Thole sprinted to the mound and embraced the hero, third baseman David Wright pumped his fist, teammates raced in from the dugout and bullpen. The scoreboard flashed NO-HAN!

It finally happened.

After 8,019 games without a no-hitter, the Mets lefthander had engineered the club's first in a gutsy, epic performance on Friday, June 1, 2012.

"I knew that the Mets have never had a no-hitter. I never had one," said Santana after the game. "To be able to accomplish this, it's an honor. I know how much it means to New York and to the Mets. I know Mets fans were waiting for it and it is theirs, too. I'm very proud and very happy to be a part of it."

The buzz at Citi Field grew louder as Santana danced through the first five innings without allowing a hit. With one out in the seventh inning, Yadier Molina strolled to the plate. Molina roped a line drive to left.

"Off the bat, I thought sure it was a double," said David Wright.

Queens native Mike Baxter, who grew up a Mets fan, who grew up going to Shea Stadium, who knew all too well the history on the line, raced back towards the wall and stuck out his glove. He crashed violently into the wall but held on to the baseball.

"When Baxter made that catch, I didn't know if the ball was in his glove," Santana said. "It was amazing. He saved us."

"It's an honor to make a play for Johan, but ultimately it's his night," Baxter said. "He was incredible tonight. Start to finish, he really had it all working."

The catch would come at a cost as Baxter crumbled to the ground and remained motionless. He ended up on the Disabled List with a displaced right collarbone and fractured rib cartilage next to the sternum.

The crowd rose to greet Santana as he popped out of the dugout for the ninth. One pitch, one out – Matt Holliday led off hitting a fly ball to center that Andres Torres raced in and easily caught. Allen Craig, the clean-up hitter for St. Louis' vaunted offense, lifted a fly ball to left. Kirk Nieuwenhuis, Baxter's replacement, caught the ball on the fly. Two outs.

By now fans at Citi Field were in a full-out frenzy, as the park which opened in 2009 was seeking its signature moment. Up stepped Freese. Santana threw three straight balls before pumping in a fastball for a called strike. Freese fouled off the next pitch. Santana tugged once on the brim of his cap, rocked and delivered a pitch that would put him into the record books. Freese swings. It was the 253rd no-hitter in major league history, including the postseason, and the first for a franchise that was born in 1962 – a half century and three ballparks later.



ONE-HITTERS

The Mets have tossed 40 one-hitters (30 complete games, 10 combined) in franchise history, including one in the postseason and three each during the 1970, 1991, 2003 and 2007 seasons.

Date	Pitcher	Opponent	Score	Base Hit
6/22/1962	Al Jackson	Houston	Won, 2-0	Amalfitano, 1st-inning single
5/4/1966	Jack Hamilton	@St. Louis	Won, 8-0	Sadecki, 3rd-inning single
7/9/1969	Tom Seaver	Chicago-NL	Won, 4-0	Quals, 9th-inning single
4/18/1970	Nolan Ryan	Philadelphia	Won, 7-0	Doyle, 1st-inning single
5/13/1970	Gary Gentry	@Chicago-NL	Won, 4-0	Banks, 8th-inning single
5/15/1970	Tom Seaver	@Philadelphia	Won, 4-0	Compton, 3rd-inning single
4/18/1971	Gary Gentry	Pittsburgh	Won, 5-2	Clemente, 6th-inning triple
9/26/1971	Tom Seaver	Pittsburgh	Won, 3-1	Davalillo, 7th-inning single
7/4/1972	Tom Seaver	San Diego	Won, 2-0	Lee, 9th-inning single
7/10/1973	Jon Matlack	Houston	Won, 1-0	Helms, 6th-inning double
6/29/1974	Jon Matlack	St. Louis	Won, 4-0	Curtis, 3rd-inning single
4/17/1977	Tom Seaver	Chicago-NL	Won, 6-0	Ontiveros, 5th-inning single
10/1/1982	Terry Leach	@Philadelphia	Won, 1-0 (10)	Aguayo, 5th-inning triple
9/7/1984	Dwight Gooden	Chicago-NL	Won, 10-0	Moreland, 5th-inning single
4/16/1985	Ron Darling (7.0) Jesse Orosco (2.0)	@Pittsburgh	Won, 2-1	Ray, 1st-inning single
5/11/1985	Sid Fernandez (6.0) Roger McDowell (3.0)	Philadelphia	Won, 4-0	Hayes, 4th-inning single
8/29/1988	David Cone	San Diego	Won, 6-0	Gwynn, 4th-inning double
9/10/1991	Pete Schourek	Montreal	Won, 9-0	Williams, 5th-inning single
9/14/1991	David Cone (7.0) Jeff Innis (1.0)	@St. Louis	Lost, 1-2	Lankford, 5th-inning single
9/20/1991	David Cone	St. Louis	Won, 1-0	Jose, 8th-inning double
10/8/2000	<i>Bobby J. Jones</i>	<i>San Francisco</i>	<i>Won, 4-0</i>	<i>Kent, 5th-inning double</i>
7/14/2001	Glendon Rusch (8.0) Armando Benitez (1.0)	Boston	Won, 2-0	Nixon, 1st-inning bunt single
4/26/2002	Shawn Estes	Milwaukee	Won, 1-0	Young, 7th-inning single
6/15/2003	Steve Trachsel	@Anaheim	Won, 8-0	Eckstein, 6th-inning double
6/17/2003	Jae Seo (7.0) David Weathers (1.0) Armando Benitez (1.0)	@Florida	Won, 5-0	Encarnacion, 5th-inning single
8/18/2003	Steve Trachsel	Colorado	Won, 8-0	Tsao, 6th-inning double
5/23/2004	Tom Glavine	Colorado	Won, 4-0	Pellow, 8th-inning double
4/15/2005	Aaron Heilman	Florida	Won, 4-0	Castillo, 4th-inning single
9/3/2006	Orlando Hernandez (5.1) Roberto Hernandez (1.0) Darren Oliver (0.2) Guillermo Mota (1.0)	@Houston	Lost, 1-2	Huff, 2nd-inning single
6/27/2007	Tom Glavine (6.0)**	St. Louis	Won, 2-0	Rolen, 2nd-inning single
7/29/2007	John Maine (5.0)**	Washington	Won, 5-0	Belliard, 1st-inning single
9/29/2007	John Maine (7.2) Willie Collazo (0.1) Carlos Muniz (1.0)	Florida	Won, 13-0	Hoover, 8th-inning single
7/12/2008	Pedro Martinez (4.0) Carlos Muniz (1.0) Aaron Heilman (1.0) Scott Schoeneweis (1.0) Billy Wagner (1.0)	Colorado	Won, 3-0	Hawpe, 4th-inning single
6/10/2010	Jonathon Niese	San Diego	Won, 3-0	Denorfia, 3rd-inning double
8/13/2010	R.A. Dickey	Philadelphia	Won, 1-0	Hamels, 6th-inning single
6/13/2012	R.A. Dickey	@Tampa Bay	Won, 9-1	Upton, 1st-inning single
6/18/2012	R.A. Dickey	Baltimore	Won, 5-0	Betemit, 5th-inning single
5/7/2013	Matt Harvey (9.0) Bobby Parnell (1.0)	Chicago-AL	Won, 1-0 (10)	Rios, 7th-inning single
7/17/2016	Jacob deGrom	@Philadelphia	Won, 5-0	Zach Eflin, 3rd-inning single
7/21/2021	Marcus Stroman (8.0) Jeury Familia (1.0)	@Cincinnati	Won, 7-0	Aristides Aquino, 3rd-inning single

The Mets have been one-hit 41 times. The last time was May 18, 2019 at Miami when Jeff McNeil's first-inning double off Pablo Lopez was the lone hit collected by the Mets. The Mets have been no-hit eight times - for the entire list see page 147.

* *Italics are for postseason games*

** *Called due to rain*

OPENING DAY RESULTS

WON 39 • LOST 21

Date	Site	Opponent	W-L	Score	Winner	Losers
4/11/62	St. Louis	Cardinals	L	4-11	L. Jackson	Craig
4/9/63	Polo Grounds	Cardinals	L	0-7	BROGLIO	Craig
4/14/64	Philadelphia	Phillies	L	3-5	Klippstein	A. Jackson
4/12/65	Shea Stadium	Dodgers	L	1-6	DRYSDALE	A. Jackson
4/15/66	Shea	Braves	L	2-3	Lemaster	FISHER
4/11/67	Shea	Pirates	L	3-6	Veale	Cardwell
4/10/68	San Francisco	Giants	L	4-5	Linzy	Frisella
4/8/69	Shea	Expos	L	10-11	Shaw	Koonce
4/7/70	Pittsburgh	Pirates	W	5-3 (11)	R. Taylor	Hartenstein
4/6/71	Shea	Expos	W	4-2 (5)	SEAVER	MORTON
4/15/72	Shea	Pirates	W	4-0	Seaver	Ellis
4/6/73	Shea	Phillies	W	3-0	Seaver	Carlton
4/6/74	Philadelphia	Phillies	L	4-5	Scarce	McGraw
4/8/75	Shea	Phillies	W	2-1	SEAVER	CARLTON
4/9/76	Shea	Expos	W	3-2	Seaver	Rogers
4/7/77	Chicago	Cubs	W	5-3	Seaver	Burris
4/7/78	Shea	Expos	W	3-1	KOOSMAN	Rogers
4/5/79	Chicago	Cubs	W	10-6	Swan	R. Reuschel
4/10/80	Shea	Cubs	W	5-2	Swan	R. Reuschel
4/9/81	Chicago	Cubs	W	2-0	Zachry	R. Reuschel
4/8/82	Philadelphia	Phillies	W	7-2	Jones	Carlton
4/5/83	Shea	Phillies	W	2-0	Sisk	Carlton
4/2/84	Cincinnati	Reds	L	1-8	Soto	Torrez
4/9/85	Shea	Cardinals	W	6-5 (10)	Gorman	Allen
4/8/86	Pittsburgh	Pirates	W	4-2	GOODEN	R. Reuschel
4/7/87	Shea	Pirates	W	3-2	Ojeda	Patterson
4/4/88	Montreal	Expos	W	10-6	Gooden	Martinez
4/3/89	Shea	Cardinals	W	8-4	Gooden	Magrane
4/9/90	Shea	Pirates	L	3-12	Drabek	Gooden
4/8/91	Shea	Phillies	W	2-1	Gooden	Mulholland
4/6/92	St. Louis	Cardinals	W	4-2 (10)	Innis	Lee Smith
4/5/93	Shea	Rockies	W	3-0	GOODEN	Nied
4/4/94	Chicago	Cubs	W	12-8	Gooden	Morgan
4/26/95	Denver	Rockies	L	9-11 (14)	M. Thompson	Remlinger
4/1/96	Shea	Cardinals	W	7-6	DiPoto	Fossas
4/1/97	San Diego	Padres	L	5-12	Hamilton	Perez
3/31/98	Shea	Phillies	W	1-0 (14)	Wendell	Botalico
4/5/99	Florida	Marlins	L	2-6	Fernandez	Leiter
3/29/00	Tokyo, Japan	Cubs	L	3-5	Lieber	Hampton
4/3/01	Atlanta	Braves	W	6-4 (10)	Cook	Ligtenberg
4/1/02	Shea	Pirates	W	6-2	Leiter	Villone
3/31/03	Shea	Cubs	W	2-15	Wood	Glavine
4/6/04	Atlanta	Braves	L	7-2	Glavine	Ortiz
4/4/05	Cincinnati	Reds	L	6-7	Graves	Looper
4/3/06	Shea	Nationals	W	3-2	Glavine	L. Hernandez
4/1/07	St. Louis	Cardinals	W	4-1	Glavine	Carpenter
3/31/08	Florida	Marlins	W	7-2	Santana	Hendrickson
4/6/09	Cincinnati	Reds	W	2-1	Santana	Harang
4/5/10	Citi Field	Marlins	W	7-1	Santana	Johnson
4/1/11	Florida	Marlins	L	2-6	Johnson	Pelfrey
4/5/12	Citi Field	Braves	W	1-0	Ramirez	Hanson
4/1/13	Citi Field	Padres	W	11-2	Niese	Volquez
3/31/14	Citi Field	Nationals	L	7-9 (10)	Barrett	Familia
4/6/15	Washington	Nationals	W	3-1	Colón	Scherzer
4/3/16	Kansas City	Royals	L	3-4	Volquez	Harvey
4/3/17	Citi Field	Braves	W	6-0	Robles	Krol
3/29/18	Citi Field	Cardinals	W	9-4	Syndergaard	Martinez
3/28/19	Washington	Nationals	W	2-0	deGrom	Scherzer
7/24/20	Citi Field	Braves	W	1-0	Lugo	Martin
4/5/21	Philadelphia	Phillies	L	3-5	Brogdon	May

CAPS signifies complete game

OPENING DAY LINEUPS

1962

Ashburn, CF
Mantilla, SS
Neal, 2B
Thomas, LF
Bell, RF
Hodges, 1B
Zimmer, 3B
Landrith, C
Craig, P

1968

Harrelson, SS
Boswell, 2B
Agee, CF
Swoboda, RF
Kranepool, 1B
Shamsky, LF
Martin, C
Charles, 3B
Seaver, P

1974

Garrett, 3B
Millan, 2B
Staub, RF
Jones, LF
Milner, 1B
Grote, C
Hahn, CF
Harrelson, SS
Seaver, P

1980

Taveras, SS
Maddox, 3B
Mazzilli, 1B
S. Henderson, LF
Jorgensen, RF
Stearns, C
Morales, CF
Flynn, 2B
Swan, P

1986

Dykstra, CF
Backman, 2B
Hernandez, 1B
Carter, C
Strawberry, RF
Foster, LF
Johnson, 3B
Santana, SS
Gooden, P

1992

Coleman, LF
Randolph, 2B
Bonilla, RF
Johnson, CF
Murray, 1B
Pecota, 3B
Elster, SS
Hundley, C
Cone, P

1963

Burright, 2B
Coleman, C
Kranepool, RF
Snider, CF
Thomas, LF
Harkness, 1B
Neal, 3B
Moran, SS
Craig, P

1969

Agee, CF
Gaspar, RF
Boswell, 2B
Jones, LF
Charles, 3B
Kranepool, 1B
Grote, C
Harrelson, SS
Seaver, P

1975

Clines, LF
Millan, 2B
Milner, 1B
Torre, 3B
Kingman, RF
Grote, C
Unser, CF
Harrelson, SS
Seaver, P

1981

Wilson, RF
Taveras, SS
Mazzilli, CF
Kingman, LF
Staub, 1B
Trevino, C
Brooks, 3B
Flynn, 2B
Zachry, P

1987

Wilson, CF
Teufel, 2B
Hernandez, 1B
Carter, C
Strawberry, RF
McReynolds, LF
Johnson, 3B
Santana, SS
Ojeda, P

1993

Coleman, LF
T. Fernandez, SS
Murray, 1B
Bonilla, RF
Johnson, 3B
Orsulak, CF
Kent, 2B
Hundley, C
Gooden, P

1964

D. Smith, 1B
Samuel, 2B
Hunt, 3B
Thomas, LF
Hickman, CF
B. Taylor, C
Christopher, RF
Moran, SS
Jackson, P

1970

Agee, CF
Harrelson, SS
Foy, 3B
Jones, LF
Shamsky, 1B
Swoboda, RF
Garrett, 2B
Grote, C
Seaver, P

1976

Garrett, 3B
Millan, 2B
Kranepool, 1B
Kingman, RF
Milner, LF
Unser, CF
Grote, C
Harrelson, SS
Seaver, P

1982

Wilson, CF
Bailor, 2B
Foster, LF
Kingman, 1B
Youngblood, RF
Stearns, C
Brooks, 3B
Gardenhire, SS
Jones, P

1988

Dykstra, CF
Teufel, 2B
Hernandez, 1B
Strawberry, RF
McReynolds, LF
Carter, C
Johnson, 3B
Elster, SS
Gooden, P

1994

Vizcaino, SS
Hundley, C
McReynolds, LF
Bonilla, 3B
Kent, 2B
Segui, LF
Burnitz, RF
Thompson, CF
Gooden, P

1965

Cowan, CF
McMillan, SS
Lewis, RF
Kranepool, 1B
Christopher, LF
C. Smith, 3B
Klaus, 2B
Cannizzaro, C
Jackson, P

1971

Agee, CF
Harrelson, SS
Jones, LF
Shamsky, RF
Clendenon, 1B
Boswell, 2B
Aspromonte, 3B
Grote, C
Seaver, P

1977

Mazzilli, CF
Millan, 2B
Milner, LF
Kingman, RF
Kranepool, 1B
Stearns, C
Staiger, 3B
Harrelson, SS
Seaver, P

1983

Wilson, CF
Bailor, SS
Kingman, 1B
Strawberry, RF
Brooks, 3B
Howard, RF
Giles, 2B
Hodges, C
Seaver, P

1989

Wilson, CF
Jefferies, 2B
Hernandez, 1B
Strawberry, RF
McReynolds, LF
Carter, C
Johnson, 3B
Elster, SS
Gooden, P

1995

Butler, CF
Vizcaino, SS
Brogna, 1B
Bonilla, 3B
Kent, 2B
Segui, LF
Everett, RF
Hundley, C
B. Jones, P

1966

Jones, RF
Hunt, 2B
Boyer, 3B
Stuart, 1B
Hickman, CF
Swoboda, LF
Grote, C
McMillan, SS
Fisher, P

1972

Harrelson, SS
Boswell, 2B
Agee, CF
Staub, RF
Jones, LF
Fregosi, 3B
Kranepool, 1B
Grote, C
Seaver, P

1978

Randle, 3B
Foli, SS
S. Henderson, LF
Montanez, 1B
K. Henderson, RF
Mazzilli, CF
Stearns, C
Flynn, 2B
Kosman, P

1984

Backman, 2B
Oquendo, SS
Hernandez, 1B
Foster, LF
Strawberry, RF
Wilson, CF
Brooks, 3B
Hodges, C
Torrez, P

1990

Jefferies, 2B
Miller, CF
Johnson, 3B
Strawberry, RF
McReynolds, LF
Marshall, 1B
Lyons, C
Elster, SS
Gooden, P

1996

L. Johnson, CF
Gilkey, LF
Brogna, 1B
Huskey, RF
Kent, 3B
Hundley, C
Vizcaino, 2B
Ordoñez, SS
B. Jones, P

1967

Bosch, CF
Jones, RF
Boyer, 3B
Davis, LF
Swoboda, 1B
Buckek, 2B
Grote, C
Harrelson, SS
Cardwell, P

1973

Harrelson, SS
Millan, 2B
Mays, CF
Staub, RF
Jones, LF
Milner, 1B
Fregosi, 3B
Dyer, C
Seaver, P

1979

Mazzilli, CF
Chapman, 2B
Hebner, 3B
Stearns, C
Montanez, 1B
S. Henderson, LF
Maddox, RF
Flynn, SS
Swan, P

1985

Backman, 2B
Wilson, CF
Hernandez, 1B
Carter, C
Strawberry, RF
Foster, LF
Johnson, 3B
Santana, SS
Gooden, P

1991

Coleman, CF
Jefferies, 3B
Magadan, 1B
Brooks, RF
Johnson, SS
McReynolds, LF
Herr, 2B
O'Brien, C
Gooden, P

1997

L. Johnson, CF
Olerud, 1B
Gilkey, LF
Hundley, C
Huskey, 3B
Baerga, 2B
Everett, RF
Ordoñez, SS
Harnisch, P

1998

McRae, CF
Alfonzo, 3B
Gilkey, LF
Olerud, 1B
Baerga, 2B
Huskey, RF
Spehr, C
Ordoñez, SS
B. Jones, P

2004

Matsui, SS
Gutierrez, 2B
Floyd, LF
Piazza, C
Cameron, CF
Phillips, 1B
K. Garcia, RF
Wigginton, 3B
Glavine, P

2010

Cora, SS
Castillo, 2B
Wright, 3B
Jacobs, 1B
Bay, LF
Matthews, Jr, CF
Francoeur, RF
Barajas, C
Santana, P

2016

Granderson, RF
Wright, 3B
Céspedes, LF
Duda, 1B
Walker, 2B
Conforto, DH
Cabrera, SS
d'Arnaud, C
Lagares, CF
Harvey, P

1999

Henderson, LF
Alfonzo, 2B
Olerud, 1B
Piazza, C
Bonilla, RF
Ventura, 3B
McRae, CF
Ordoñez, SS
Leiter, P

2005

Reyes, SS
Matsui, 2B
Beltrán, CF
Piazza, C
Floyd, LF
Mientkiewicz, 3B
Wright, 3B
Valent, RF
Martinez, P

2011

Reyes, SS
Harris, LF
Wright, 3B
Beltrán, RF
Pagan, CF
Davis, 1B
Emaus, 2B
Thole, C
Pelfrey, P

2017

Reyes, 3B
Cabrera, SS
Céspedes, LF
Granderson, CF
Walker, 2B
Bruce, RF
Duda, 1B
Rivera, C
Syndergaard, P

2000

Henderson, LF
Hamilton, CF
Alfonzo, 2B
Piazza, C
Ventura, 3B
Bell, RF
Zeile, 1B
Ordoñez, SS
Hampton, P

2006

Reyes, SS
Lo Duca, C
Beltrán, CF
Delgado, 1B
Wright, 3B
Floyd, LF
Nady, RF
Hernandez, 2B
Glavine, P

2012

Torres, CF
Murphy, 2B
Wright, 3B
Davis, 1B
Bay, LF
Duda, RF
Thole, C
Tejada, SS
Santana, P

2018

Nimmo, CF
Céspedes, LF
Bruce, RF
Cabrera, 2B
Frazier, 3B
González, 1B
Plawecki, C
Syndergaard, P
Rosario, SS

2001

Agbayani, LF
Alfonzo, 2B
Ventura, 3B
Piazza, C
Zeile, 1B
Payton, CF
Hamilton, RF
Ordoñez, SS
Leiter, P

2007

Reyes, SS
Lo Duca, C
Beltrán, CF
Delgado, 1B
Wright, 3B
Alou, LF
Green, RF
Valentin, 2B
Glavine, P

2013

Cowgill, CF
Murphy, 2B
Wright, 3B
Davis, 1B
Byrd, RF
Duda, LF
Buck, C
Tejada, SS
Niese, P

2019

Nimmo, LF
Alonso, 1B
Canó, 2B
Conforto, RF
Ramos, C
McNeil, 3B
Rosario, SS
Lagares, CF
deGrom, RHP

2002

Cedeño, LF
Alomar, 2B
Vaughn, 1B
Piazza, C
Alfonzo, 3B
Burnitz, RF
Payton, CF
Ordoñez, SS
Leiter, P

2008

Reyes, SS
Castillo, 2B
Wright, 3B
Beltrán, CF
Delgado, 1B
Pagan, LF
Church, RF
Schneider, C
Santana, P

2014

E. Young, 2B
Lagares, CF
Wright, 3B
Granderson, RF
Brown, LF
Davis, 1B
d'Arnaud, C
Tejada, SS
Gee, P

2020

Nimmo, CF
McNeil, 3B
Alonso, 1B
Conforto, RF
Céspedes, DH
Canó, 2B
Davis, LF
Ramos, C
Rosario, SS
deGrom, RHP

2003

Cedeño, CF
Alomar, 2B
Floyd, LF
Piazza, C
Vaughn, 1B
Wigginton, 3B
Burnitz, RF
Sanchez, SS
Glavine, P

2009

Reyes, SS
Murphy, LF
Wright, 3B
Delgado, 1B
Beltrán, CF
Church, RF
Schneider, C
Castillo, 2B
Santana, P

2015

Granderson, RF
Wright, 3B
Duda, 1B
Cuddyer, LF
Murphy, 2B
Lagares, CF
d'Arnaud, C
Flores, SS
Colón, P

2021

Pillar, CF
Lindor, SS
Conforto, RF
Alonso, 1B
Davis, 3B
McNeil, 2B
McCann, C
Nimmo, LF
deGrom, RHP

SHUTOUTS IN BACK-TO-BACK STARTS

The 15 times in Mets history a pitcher has thrown a shutout in consecutive starts:

Pitcher	Year	Dates
1. Jerry Koosman	1968	April 11 at Los Angeles (4-0) & April 17 vs. San Francisco (3-0)
2. Tom Seaver	1968	June 25 at Cincinnati (4-0) & June 30 at Houston (1-0)
3. Jerry Koosman	1968	July 21 at St. Louis (1-0) & July 26 vs. Cincinnati (2-0)
4. Jerry Koosman	1969	June 18 at Philadelphia (2-0) & June 22 vs. St. Louis (1-0)
5. Jim McAndrew	1969	August 20 vs. San Francisco (6-0) & August 26 at San Diego (3-0)
6. Jerry Koosman	1969	September 12 at Pittsburgh (1-0) & September 17 at Montreal (5-0)
7. Tom Seaver	1975	June 10 at San Francisco (5-0) & June 15 at San Diego (6-0)
8. Tom Seaver	1975	August 27 vs. San Diego (7-0) & September 1 vs. Pittsburgh (3-0)
9. Tom Seaver	1977	April 12 vs. St. Louis (4-0) & April 17 vs. Chicago (6-0)
10. Jon Matlack	1977	May 13 vs. Los Angeles (3-0) & May 18 vs. San Francisco (2-0)
11. Pat Zachry	1980	July 25 vs. Cincinnati (2-0) & July 30 vs. Atlanta (3-0)
12. Dwight Gooden	1984	September 7 vs. Chicago (10-0) & September 12 vs. Pittsburgh (2-0)
13. David Cone	1992	April 28 vs. Houston (4-0) & May 3 at Atlanta (7-0)
14. David Cone	1992	May 19 at San Diego (8-0) & May 24 at San Francisco (6-0)
15. Johan Santana	2012	May 26 vs. San Diego (9-0) & June 1 vs. St. Louis (8-0)

OPENING DAY ATTENDANCE

1962	12,447	1975	18,527*	1988	48,719	2001	53,640	2014	42,442*
1963	25,849	1976	15,963*	1989	38,539*	2002	53,734*	2015	43,947
1964	48,736	1977	23,907	1990	47,919*	2003	53,586*	2016	44,099
1965	37,999*	1978	11,736*	1991	49,276*	2004	53,666	2017	44,384*
1966	52,812*	1979	10,406	1992	47,218	2005	53,663	2018	44,189*
1967	31,510*	1980	12,219*	1993	53,134*	2006	54,371*	2019	44,424
1968	52,079	1981	15,205	1994	42,467	2007	56,227	2020	-
1969	44,541*	1982	40,845	1995	26,604	2008	56,350	2021	8,492^
1970	41,679	1983	48,682*	1996	42,060*	2009	41,007		* season opener
1971	26,062*	1984	46,637	1997	21,981	2010	41,245*		^ max capacity due to pandemic
1972	15,893*	1985	46,781*	1998	48,142*	2011	41,075		
1973	27,326*	1986	47,752	1999	52,052	2012	42,080*		
1974	17,154	1987	46,102*	2000	52,308	2013	41,053*		

YEAR-BY-YEAR ATTENDANCE

Year	Home	Road	Total	Year	Home	Road	Total
1962	922,530	876,780	1,799,310	1992	1,779,534	2,120,154	3,899,688
1963	1,080,108	829,093	1,909,201	1993	1,873,183	2,660,514	4,533,697
1964	1,732,597	814,952	2,547,549	1994*	1,151,471	1,821,608	2,973,079
1965	1,768,389	1,075,431	2,843,820	1995*	1,273,183	1,827,204	3,100,387
1966	1,932,693	1,177,525	3,110,218	1996	1,588,323	2,057,456	3,645,779
1967	1,565,492	936,045	2,501,537	1997	1,766,174	2,382,838	4,149,012
1968	1,781,657	883,566	2,665,223	1998	2,287,942	2,169,244	4,457,186
1969	2,175,373	1,197,206	3,372,579	1999	2,725,920	2,600,156	5,326,076
1970	2,697,479	1,668,911	4,366,390	2000	2,800,221	2,575,263	5,375,484
1971	2,266,680	1,525,182	3,791,862	2001	2,658,279	2,426,433	5,084,712
1972*	2,134,185	1,502,815	3,637,000	2002	2,804,838	2,156,037	4,960,875
1973	1,912,390	1,322,594	3,234,984	2003	2,187,291	2,291,237	4,478,528
1974	1,722,209	1,350,613	3,072,822	2004	2,318,321	2,406,142	4,724,463
1975	1,730,566	1,290,026	3,020,592	2005	2,829,931	2,836,304	5,666,235
1976	1,468,754	1,391,917	2,860,671	2006	3,379,535	2,725,074	6,104,609
1977	1,066,825	1,471,030	2,537,855	2007	3,853,949	2,906,939	6,760,888
1978	1,007,328	1,440,082	2,447,410	2008	4,042,043	2,911,471	6,953,514
1979	788,905	1,558,135	2,347,040	2009	3,154,262	2,576,606	5,730,868
1980	1,178,659	1,546,529	2,725,188	2010	2,559,738	2,374,853	4,934,591
1981*	701,910	1,014,139	1,716,049	2011	2,352,596	2,646,396	4,998,992
1982	1,320,055	1,624,181	2,944,236	2012	2,242,803	2,751,369	4,974,172
1983	1,103,808	1,635,971	2,739,779	2013	2,135,657	2,480,896	4,616,553
1984	1,829,482	1,769,850	3,599,332	2014	2,148,808	2,609,590	4,758,398
1985	2,751,437	2,002,430	4,753,867	2015	2,569,753	2,486,157	5,055,910
1986	2,762,417	2,180,166	4,942,583	2016	2,789,602	2,463,347	5,252,949
1987	3,027,121	2,323,808	5,350,929	2017	2,460,622	2,460,154	4,920,776
1988	3,047,724	2,553,582	5,601,306	2018	2,224,995	2,383,676	4,608,671
1989	2,918,710	2,498,323	5,417,033	2019	2,442,532	2,383,685	4,826,217
1990	2,732,745	2,355,140	5,087,885	2020^	-	-	-
1991	2,284,484	2,143,423	4,427,907	2021%	1,487,614	1,661,497	3,149,111

TOTALS 125,361,184 116,064,845 241,426,029

* = Strike-shortened season

^ = Pandemic-shortened season (no fans)

% = Capacity reduced due to pandemic

ATTENDANCE RECORDS

Regular Season	Paid	Opponent	Date
Weekday Game	56,350	Philadelphia	April 8, 2008
Weeknight Game	56,658	San Francisco	May 13, 1966
Saturday Afternoon	56,227	Yankees	May 19, 2007
Saturday Night	55,085	Colorado	August 19, 2006
Sunday Afternoon	56,738	Los Angeles-NL	June 23, 1968
Sunday Night	56,438	Yankees	May 20, 2007
Doubleheader	57,175	Los Angeles-NL	June 13, 1965
Tw-Night	52,320	St. Louis	August 21, 1998
Holiday Doubleheader*	54,360	Los Angeles-NL	May 30, 1962
Holiday Single	55,437	Yankees	July 4, 2004
3-Date Series	168,912	Yankees	May 18-20, 2007
4-Date Series	208,853	Los Angeles -NL	May 29-June 1, 2008
1 Week (Mon-Sun)	306,865		June 17-23, 1985
Most Paid Crowds over 50,000	47		2008
Opening Day	56,350	Philadelphia	April 8, 2008
Season	4,042,043		2008

* Polo Grounds Record

Division Series	Paid	Opponent	Date
Game 2	57,029	Los Angeles-NL	October 5, 2006
Championship Series	Paid	Opponent	Date
Game 7	56,357	St. Louis	October 19, 2006
World Series	Paid	Opponent	Date
Game 5	57,397	Baltimore	October 16, 1969

ATTENDANCE HIGHS VS. OPPONENTS

Opponent	Attendance	Date	Type Game
Arizona	53,012	June 3, 2007	Sunday Day
Atlanta	56,039	September 14, 2008	Sunday Day
Baltimore	52,320	June 17, 2006	Saturday Day
Boston	52,006	July 14, 2001	Saturday Day
Chicago-NL	54,416	September 24, 2008	Wednesday Night
Chicago-AL	34,160	June 1, 2016	Wednesday Day
Cincinnati	55,391	July 27, 1969	Sunday Day
Cleveland	33,800	August 20, 2019	Tuesday Day
Colorado	55,085	August 19, 2006	Saturday Night
Detroit	40,691	May 25, 2019	Saturday Day
Houston	54,424	May 30, 1970	Saturday Day
Kansas City	44,815	June 22, 2002	Saturday Night
Los Angeles-NL	57,175	June 13, 1965	Sunday DH
Los Angeles-AL	43,582	June 12, 2005	Sunday Day
New York Yankees	56,438	May 20, 2007	Sunday Night
Miami	56,059	September 28, 2008	Final Game at Shea
Milwaukee	55,830	April 15, 2006	Saturday Day
Minnesota	44,517	June 20, 2007	Wednesday Night
Montreal	53,968	July 11, 1970	Saturday Night
Oakland	52,920	June 23, 2007	Saturday Night
Philadelphia	57,011	July 14, 1968	Sunday DH
Pittsburgh	55,901	Sept. 21, 1969	Sunday DH
St. Louis	55,862	June 22, 1969	Sunday DH
San Diego	52,308	April 3, 2000	Opening Day
San Francisco	57,037	May 31, 1964	Sunday DH
Seattle	52,154	June 25, 2008	Wednesday Night
Tampa Bay	46,610	June 4, 2000	Sunday Night
Texas	55,438	June 15, 2008	Sunday DH
Toronto	34,203	July 16, 2001	Monday Night
Washington	54,371	April 3, 2006	Opening Day

ATTENDANCE RECORDS

TOP 10 REGULAR SEASON CROWDS AT THE POLO GROUNDS

Attendance	Opponent	Date
55,704	Los Angeles-NL	May 30, 1962
53,880	San Francisco	May 5, 1963
49,431	San Francisco	May 3, 1963
46,184	Los Angeles-NL	August 18, 1963
43,742	San Francisco	June 1, 1962
41,001	San Francisco	June 2, 1962
39,741	Los Angeles-NL	August 24, 1962
37,253	Los Angeles-NL	July 14, 1962
37,170	Chicago-NL	May 30, 1963
35,463	San Francisco	July 15, 1962

TOP 10 REGULAR SEASON CROWDS AT SHEA STADIUM

Attendance	Opponent	Date	Game Type
57,175	Los Angeles-NL	June 13, 1965	Sunday DH
57,037	San Francisco	May 31, 1964	Sunday DH
57,011	Philadelphia	July 14, 1968	Sunday DH
56,738	Los Angeles-NL	June 23, 1968	Sunday Day
56,658	San Francisco	May 13, 1966	Friday Night
56,438	Yankees	May 20, 2007	Sunday Night
56,350	Philadelphia	April 8, 2008	Opening Day
56,337	Yankees	May 18, 2007	Friday Night
56,332	Los Angeles-NL	June 5, 1966	Sunday DH
56,308	Yankees	June 27, 2008	Friday Night

TOP 10 REGULAR SEASON CROWDS AT CITI FIELD

Attendance	Opponent	Date	Game Type
44,466	San Francisco	April 30, 2016	Saturday Day
44,384	Atlanta	April 3, 2017	Opening Day
44,424	Washington	April 4, 2019	Opening Day
44,189	St. Louis	March 29, 2018	Opening Day
44,099	Philadelphia	April 8, 2016	Opening Day
43,947	Philadelphia	April 13, 2015	Opening Day
43,928	Miami	September 29, 2018	Saturday Night
43,875	Washington	August 10, 2019	Saturday Night
43,630	Yankees	September 19, 2015	Saturday Day
43,603	Yankees	June 9, 2018	Saturday Night

TOP 3 POSTSEASON CROWDS AT CITI FIELD

Attendance	Opponent	Date	Game Type
44,859	Kansas City	November 1, 2015	Game 5 World Series
44,815	Kansas City	October 31, 2015	Game 4 World Series
44,781	Kansas City	October 30, 2015	Game 3 World Series

ALL-STAR GAME ATTENDANCE

Attendance	Opponent	Date
50,850	July 7, 1964	Shea Stadium
45,186	July 16, 2013	Citi Field

IMPORTANT DATES IN METS HISTORY

OCTOBER 16, 1960 Owners for the eight National League teams meet in Chicago and unanimously pass a resolution to expand the NL to 10 teams, with the newest franchises being placed in Houston and New York.



The Mets being welcomed to New York City at City Hall in Manhattan.

MARCH 14, 1961 George Weiss becomes the New York Mets' first club president.

SEPTEMBER 29, 1961 Casey Stengel is hired to be the team's first manager.

OCTOBER 10, 1961 The National League expansion draft is held in Cincinnati, with the Mets selecting catcher Hobie Landrith with their first pick. By the end of the draft, New York has 22 players.

APRIL 10, 1962 The Mets' first regular-season game is rained out in St. Louis.

APRIL 11, 1962 The Mets lose the franchise's inaugural regular-season game, an 11-4 defeat at St. Louis. Roger Craig takes the loss, while Gil Hodges hits the first home run in team history.

APRIL 13, 1962 With snow flurries falling, the Mets play their first-ever home game at the Polo Grounds, losing, 4-3, to Pittsburgh. Attendance for the game is listed as 12,447.

APRIL 23, 1962 After starting the season 0-9, the Mets win their first game with a 9-1 victory at Pittsburgh. Jay Hook throws a complete game five-hitter.

APRIL 28, 1962 The Mets score six times in the sixth inning and Roger Craig pitches 3.0 innings of scoreless relief as New York beats Philadelphia, 8-6, to win for the first time at the Polo Grounds.

MAY 9, 1962 Marv Throneberry is acquired from Baltimore in exchange for Hobie Landrith and cash.

MAY 30, 1962 The Dodgers return to New York for the first time and sweep a doubleheader from the Mets in front of 54,360 fans, the NL's largest crowd of the year. The Mets turn their first-ever triple play in the sixth inning of Game Two.

JUNE 8, 1962 Jay Hook and the Mets stop a franchise-record 17-game losing streak with a 4-3 win over the Cubs in the first game of a doubleheader. Hook limits the Cubs to three runs over 8.0 innings to end the skid that started on May 21st at Houston.

JUNE 30, 1962 Sandy Koufax no-hits the Mets in a 5-0 win at Los Angeles. Koufax strikes out 13 and walks five.

SEPTEMBER 30, 1962 Frank Thomas hits his 34th home run of the season to set a club record that stands until 1975.

JUNE 20, 1963 Using a five-run third inning, the Mets cruise to a 6-2 victory over the Yankees in the first Met-Yankee Mayor's Trophy Game at Yankee Stadium.

JULY 30, 1963 The Mets end a modern-day major league record 22-game road losing streak with a 5-1 win at Los Angeles.

AUGUST 7, 1963 With a single in the first, a double in the second, a triple in the fourth and a home run in the sixth, Jim Hickman becomes the first Mets player to hit for the cycle, victimizing St. Louis at Sportsman Park. Hickman's natural cycle is still the only one in franchise history and one of 14 in the major league record books.

AUGUST 9, 1963 Jim Hickman hits a two-out, game-winning grand slam off Lindy McDaniel to give the Mets a 7-3 victory over the Cubs at the Polo Grounds, also ending Roger Craig's then-franchise record 18-game losing streak.

APRIL 17, 1964 William A. Shea Municipal Stadium opens to a near-capacity crowd of 48,736 and a Mets loss, 4-3, to the Pirates. Future Hall of Famer Willie Stargell hits a solo shot in the second inning to plate the first run in the stadium's history, while Ron Hunt becomes the first Mets player to score in the fourth.

APRIL 19, 1964 The Mets win their first of 1,859 victories at Shea Stadium, beating the Pirates, 6-0, behind Al Jackson's six-hitter.

MAY 26, 1964 The Mets rout the Cubs, 19-1, at Wrigley Field.

MAY 31, 1964 The Mets and Giants play the longest doubleheader in history, combining for a total of 32 innings. The Giants complete the sweep with an 8-6 win in the 23-inning nightcap, despite a triple play by the Mets in the top of 14th.

JUNE 21, 1964 Jim Bunning pitches a perfect game against the Mets, striking out 10 in the 6-0 victory.

JULY 7, 1964 Shea plays host to its only All-Star Game and Ron Hunt becomes the first Mets player to make the All-Star team as the National League uses a four-run ninth inning to beat the American League, 7-4. Hunt starts at second base and finishes with one hit in three at-bats.

OCTOBER 4, 1964 With the NL pennant on the line for the Cardinals, the Mets drop the season finale, 11-5, at St. Louis. A Mets victory would have created a three-way tie between the Cardinals, the Reds and the Phillies.

NOVEMBER 17, 1964 The Mets sign catcher and future Hall of Famer Yogi Berra to a two-year contract.

NOVEMBER 23, 1964 The Mets get their second future Hall of Famer in less than a week when the team acquires lefthander Warren Spahn from Milwaukee.

APRIL 14, 1965 Ron Swoboda hits a pinch-hit home run in his second major league at-bat. The rookie would go on to finish the season with a team-high 19 home runs.

JUNE 14, 1965 Cincinnati's Jim Maloney no-hits the Mets for 10 innings, but loses, 1-0, when Johnny Lewis hits a home run in the 11th inning.

JULY 24, 1965 In what turned out to be Casey Stengel's last game as a major league manager, the Mets lose, 5-1, to the Phillies. That night, Stengel breaks his hip in a fall after the annual Old Timers Dinner and finishes his career with 1,905 victories.

JULY 26, 1965 Wes Westrum is named interim manager. The Mets had actually won Westrum's first game as manager the previous day, when the club beat Philadelphia, 8-1, in the opener of a doubleheader.

AUGUST 26, 1965 Tug McGraw allows two runs in 7.2 innings and the Mets beat the Dodgers and Sandy Koufax, 5-2. It is the first time in 14 career games that the Mets beat the future Hall of Famer. Koufax had been 13-0 against the Mets prior to the loss.

SEPTEMBER 3, 1965 Jim Hickman hits three home runs in a game, becoming the first player to do so in club history. His record has been matched 14 other times.

OCTOBER 19, 1965 The Mets acquire catcher Jerry Grote from Houston for a player to be named later.

FEBRUARY 24, 1966 USC righthander Tom Seaver and Atlanta agree to a \$50,000 contract, violating a major league rule prohibiting college players from signing with a pro team after the start of the collegiate season.

MARCH 2, 1966 Major League Baseball Commissioner William Eckert voids Tom Seaver's contract with Atlanta.

APRIL 2, 1966 The Mets are awarded negotiating rights with Tom Seaver after they, along with Philadelphia and Cleveland, match Atlanta's original offer of \$50,000. But it's the Mets' slip of paper that MLB Commissioner William Eckert picks out of a hat, thus giving the Mets a chance to sign the former number one pick.

APRIL 3, 1966 Tom Seaver and the Mets agree to a contract and the righthander is assigned to Jacksonville of the International League.

APRIL 17, 1966 The Mets score three times in the last two innings to beat the Braves, 5-4, at Shea. The Mets were 2-1 on the year, marking the first time in franchise history the team was above .500.

OCTOBER 2, 1966 The Mets drop a doubleheader at home against Houston, but finish out of last place in the National League for the first time in their history.

NOVEMBER 14, 1966 Bing Devine takes over for George Weiss as team president and General Manager.

NOVEMBER 29, 1966 The Mets acquire Tommy Davis for Jim Hickman and Ron Hunt. Hickman was the last member of the original 22-player expansion draft class.

APRIL 13, 1967 Tom Seaver makes his major league debut, recording a no-decision in a 3-2 win over the Pittsburgh Pirates.

SEPTEMBER 21, 1967 Wes Westrum resigns as manager and is replaced by coach Salty Parker.

OCTOBER 11, 1967 Gil Hodges is hired as the fourth manager in club history.

NOVEMBER 20, 1967 Tom Seaver wins the NL Rookie of the Year award, the first Mets player to win a major award. Seaver finished the season 16-13 with a 2.76 ERA.

DECEMBER 15, 1967 Tommy Davis and Jack Fisher headline a package sent to Chicago-AL in exchange for Tommie Agee and Al Weis.

DECEMBER 27, 1967 Johnny Murphy becomes the third General Manager in franchise history when he replaces Bing Devine.

APRIL 14, 1968 Rookie Nolan Ryan shuts out Houston over 6.2 innings to earn his first big league win, 4-0.

APRIL 15, 1968 The Mets play what is now the second-longest game in club history, losing a 24-inning marathon in Houston, 1-0.

APRIL 17, 1968 Jerry Koosman throws his second consecutive shutout and strikes out 10 as the Mets win their first-ever home opener, 3-0 over San Francisco.

JUNE 10, 1969 The Mets win their 11th straight to set a club record. The streak began on May 28th at home against San Diego.

JUNE 15, 1969 The Mets send a package of four players to Montreal for Donn Clendenon.

JULY 9, 1969 Tom Seaver retires the first 25 Cubs he faces before Jimmy Qualls lines a clean single to left-centerfield. Seaver gets two more outs to finish with a one-hitter and a 4-0 victory.

AUGUST 13, 1969 After an 8-2 loss at Houston, the Mets are 10 games back of the front running Cubs for first place in the NL East.

SEPTEMBER 9, 1969 A black cat emerges in front of the visiting Cubs dugout at Shea. The good luck feline stares directly into the Cubs dugout and helps lift the Mets to a 7-1 win.



The infamous black cat that brought the Mets good luck during the 1969 pennant chase.

SEPTEMBER 10, 1969 After a doubleheader sweep of the Expos, the Mets move into sole possession of first place for the first time in their history.

SEPTEMBER 15, 1969 Ron Swoboda hits two home runs off Steve Carlton to help the Mets beat the Cardinals, 4-3, in a game that Carlton sets a modern major league record with 19 strikeouts.

SEPTEMBER 24, 1969 Donn Clendenon hits two home runs to back Gary Gentry's four-hitter and the Mets clinch the NL East with a 6-0 win over St. Louis.

SEPTEMBER 30, 1969 The Mets finish the season 100-62, winners of 38 of their final 49 games.

OCTOBER 6, 1969 Home runs from Tommie Agee, Ken Boswell and Wayne Garrett help the Mets finish a sweep of Atlanta in the National League Championship Series.

OCTOBER 14, 1969 The Mets host their first-ever World Series game at Shea. The Mets beat the Baltimore Orioles, 5-0, in Game 3 to take a 2-1 series lead. Tommie Agee hits a leadoff home run and makes two spectacular catches in the field.

OCTOBER 16, 1969 Jerry Koosman throws a five-hitter and the Mets beat Baltimore, 5-3, at Shea to finish off the Orioles, 4-1, and win their first-ever World Series.

OCTOBER 29, 1969 Tom Seaver is named the NL Cy Young winner for the first time in his career. He finished the season 25-7 with a 2.21 ERA.

JANUARY 14, 1970 General Manager Johnny Murphy passes away after suffering a heart attack. Five days later, Bob Scheffing is named General Manager.

APRIL 22, 1970 Tom Seaver ties the modern major league record with 19 strikeouts, including 10 in a row to finish the game, in a 2-1 win over San Diego at Shea.

DECEMBER 10, 1971 The Mets trade Nolan Ryan and three others to California for Jim Fregosi.

APRIL 2, 1972 Gil Hodges suffers a fatal heart attack.

APRIL 6, 1972 The Mets announce two moves: Yogi Berra has been named the manager and the club has acquired Rusty Staub from Montreal.

MAY 11, 1972 The Mets acquire Willie Mays from San Francisco.

AUGUST 5, 1973 After a doubleheader sweep by St. Louis, the Mets are 11.5 games out of first place with 54 games left to play.

AUGUST 17, 1973 Willie Mays hits the 660th and last home run of his illustrious career off Cincinnati's Don Gullett at Shea Stadium.

SEPTEMBER 20, 1973 Using the memorable "Ball-on-the-Wall" play in which a shot to left field caromed directly to Cleon Jones and helped the Mets cut down the potential game-winning run at home plate, the Mets pull within a half game of first place after a 4-3 win vs. Pittsburgh.

OCTOBER 1, 1973 With a 6-4 win at Wrigley Field, their 29th in their last 43 games, the Mets clinch their second NL East title.

OCTOBER 8, 1973 Bud Harrelson and Pete Rose spark a bench-clearing brawl in Game 3 of the NLCS at Shea. The spirited Mets beat the Reds, 9-2.

OCTOBER 10, 1973 The Mets clinch their second National League pennant with a 7-2 win over Cincinnati in a decisive Game 5.

OCTOBER 21, 1973 Oakland wins Game 7 to deny the Mets their second World Series title.

OCTOBER 1, 1974 Joe McDonald replaces Bob Scheffing as the General Manager.

AUGUST 6, 1975 Yogi Berra is dismissed as manager and coach Roy McMillan is named interim skipper.

OCTOBER 3, 1975 Joe Frazier takes over as the team's manager.

NOVEMBER 12, 1975 Tom Seaver wins his third NL Cy Young Award after finishing the season 22-9 with a 2.38 ERA and 243 strikeouts.

MAY 31, 1977 Joe Torre is named player-manager and the team beats Montreal, 6-2, at Shea in his debut. He removes himself from the active roster on June 18th.

JUNE 15, 1977 Tom Seaver is traded to Cincinnati in exchange for four players.

JANUARY 24, 1980 The Mets are sold to a group headed by Doubleday & Co.

FEBRUARY 21, 1980 Frank Cashen is named the club's new General Manager.

OCTOBER 20, 1980 Sixteen days after an announcement that Joe Torre would not return as manager, George Bamberger is introduced as the new skipper.

MAY 6, 1983 Rookie Darryl Strawberry makes his major league debut, batting third and playing right field at home against Cincinnati. He is named the Rookie of the Year in the off-season, becoming the third Mets player to win the award.

JUNE 3, 1983 Manager George Bamberger resigns and is replaced by Frank Howard.

JUNE 15, 1983 The Mets acquire Keith Hernandez from St. Louis for Neil Allen and Rick Ownbey.

OCTOBER 13, 1983 Davey Johnson takes over as the club's manager.

APRIL 7, 1984 Nineteen-year-old Dwight Gooden goes 5.0 innings and strikes out five Astros to win his major league debut in Houston, 3-2. Gooden finishes the season with a major league rookie record 276 strikeouts. The righthander also becomes the second straight Mets player to win the NL Rookie of the Year award when he is given the honor in the off-season.

DECEMBER 12, 1984 The Mets acquire Gary Carter in exchange for infielder Hubie Brooks, catcher Mike Fitzgerald, outfielder Herm Winningham and pitcher Floyd Youmans.

OCTOBER 2, 1985 Dwight Gooden beats St. Louis, 5-2, on the road for his 24th win of the season. The 10-strikeout complete game caps a spectacular season for "Dr. K" in which the 20-year-old finishes with a league-best in ERA (1.53), wins, innings (276.2), strikeouts (268) and complete games (16). In the off-season, he becomes the youngest player to win the NL Cy Young award.


SEPTEMBER 17, 1986 A 4-2 win over Chicago-NL at Shea clinches the NL East for the Mets. It is the earliest calendar clinching date in NL East history.

OCTOBER 5, 1986 In the season finale, the Mets beat Pittsburgh, 9-0, at Shea for their 108th victory of the year. The team sets franchise records for wins, home wins (55), road wins (53), home runs (148), batting average (.263) and attendance (2,762,417).

OCTOBER 11, 1986 Lenny Dykstra's two-run walkoff home run in the ninth inning lifts the Mets to a 6-5 win in Game 3 of the NLCS vs. Houston.

OCTOBER 15, 1986 The Mets clinch the third NL pennant in club history when they score three times in the 16th inning of Game 6 and beat Houston, 7-6.

OCTOBER 25, 1986 Bill Buckner's error allows Ray Knight to score Game 6's game-winning run in the bottom of the 10th inning and tie the World Series at three games apiece.



Perhaps the most famous play in Mets history; Mookie Wilson's roller up the first base line plates Ray Knight with the game-winning run in the bottom of the 10th inning in Game Six of the 1986 World Series. The win evened the series and forced Game Seven.

OCTOBER 27, 1986 Jesse Orosco strikes out Marty Barrett swinging to save an 8-5 win in Game 7 over Boston and give the Mets their second World Series title.

JULY 7, 1987 The Mets sweep a doubleheader in Atlanta to make Davey Johnson the winningest manager in club history, surpassing Gil Hodges' 339 victories.

SEPTEMBER 22, 1988 Ron Darling throws a six-hitter and the Mets beat the Phillies, 3-1, to clinch the NL East for the fourth time in franchise history.

OCTOBER 9, 1988 Mike Scioscia hits a two-run home run in the top of the ninth inning to send Game 4 of the NLCS into extra innings, where the Dodgers win and deny the Mets a 3-1 series lead. The Dodgers went on to win the pennant in seven games.

MAY 26, 1990 The Mets beat San Diego, 11-0, in what turned out to be Davey Johnson's last win as a Mets manager. His 595 victories are a club record.

MAY 29, 1990 Bud Harrelson replaces Davey Johnson to become the 12th manager in club history.

SEPTEMBER 27, 1991 Al Harazin takes over for Frank Cashen as the team's General Manager.

SEPTEMBER 30, 1991 Mike Cubbage is named the interim manager after Bud Harrelson is dismissed.

OCTOBER 6, 1991 Howard Johnson drives in his 117th run of the season in a 7-0 win at Philadelphia to finish with the league lead and set a franchise record.

OCTOBER 11, 1991 Jeff Torborg signs a four-year contract to manage the team.

DECEMBER 2, 1991 Bobby Bonilla and the Mets agree to terms on a five-year contract.

MAY 19, 1993 Dallas Green becomes the 15th manager in club history after Jeff Torborg resigns.

JUNE 22, 1993 Al Harazin resigns his position of General Manager and Joe McLivaine becomes Executive VP of Baseball Operations on July 8th.

AUGUST 26, 1996 Bobby Valentine succeeds Dallas Green as manager.

SEPTEMBER 14, 1996 Todd Hundley hits his 41st home run of the season in a 6-5 win at home against Atlanta to set a major league record for home runs in a season by a catcher.

JUNE 16, 1997 Dave Mlicki throws his first career complete game to help the Mets to a 6-0 win over the Yankees at Yankee Stadium in the first ever regular-season game between the clubs.

JULY 16, 1997 Steve Phillips is named the club's new General Manager.

MAY 22, 1998 The Mets acquire Mike Piazza from Florida in exchange for Preston Wilson, Ed Yarnell and Geoff Goetz.

OCTOBER 4, 1999 In a one-game playoff at Cincinnati with the National League Wild Card on the line, Al Leiter throws a two-hitter and the Mets beat the Reds, 5-0. The win sends the Mets to their fifth postseason appearance in team history.

OCTOBER 9, 1999 Todd Pratt hits a 10th-inning solo home run just over the leaping try of centerfielder Steve Finley and the Mets beat Arizona, 4-3, in Game 4 to close out the NLDS.

OCTOBER 17, 1999 Robin Ventura hits a game-ending, bases-loaded home run in the 15th inning that is officially scored a single to help the Mets to a 4-3 win over Atlanta and a 3-2 series deficit in the NLCS.

OCTOBER 19, 1999 New York climbs back from a 5-0 first inning deficit in Game 6 of the NLCS to take leads of 8-7 and 9-8, but loses 10-9 in 11 innings to fall four games-to-two to the Braves.

DECEMBER 23, 1999 The Mets acquire lefthanded pitcher Mike Hampton and Derek Bell from Houston for a package of three players.

MARCH 30, 2000 The Mets finish a historic two-game, season-opening set in Japan against Chicago-NL with a 5-1 victory after Benny Agbayani hits a pinch-hit grand slam in the 11th inning.

JUNE 30, 2000 The Mets score a then franchise-record 10 runs in the eighth inning, highlighted by Mike Piazza's three-run home run as they top the Braves, 11-8.

JULY 8, 2000 The Yankees sweep the Mets in a spilt-stadium doubleheader. It was the first time that two teams played two games in two different ballparks in one day in 97 years.

OCTOBER 8, 2000 Bobby J. Jones throws a one-hitter to help the Mets beat the Giants, 4-0, and clinch the National League Divisional Series three games-to-one.

OCTOBER 16, 2000 Mike Hampton earns his second win of the National League Championship Series, beating the Cardinals, 7-0, to clinch the NLCS MVP and send the Mets to their fourth World Series.

OCTOBER 26, 2000 The Yankees beat the Mets, 4-2, in Game 5 of the World Series to clinch the title, four-games-to-one.

SEPTEMBER 21, 2001 In New York City's first sporting event after the tragic events of September 11th, Mike Piazza hits a two-run home run in the eighth inning to lift the Mets past the Braves, 3-2.

AUGUST 24, 2002 Fred Wilpon becomes the sole owner of the Mets, completing his purchase of Nelson Doubleday's half of the team.

OCTOBER 28, 2002 Art Howe is named the 17th manager in team history.

JUNE 10, 2003 José Reyes makes his major league debut, going 2-4 with a double in a 9-7 loss at Texas.

SEPTEMBER 25, 2003 Hall of Fame radio announcer Bob Murphy calls his last game after 42 years, a 3-1 Mets loss at home to Pittsburgh.

MAY 5, 2004 Mike Piazza becomes the all-time home run leader as catcher with his 352nd at home against San Francisco.

JULY 21, 2004 David Wright makes his major league debut, hitting seventh and starting at third base in a 5-4 win over Montreal.

SEPTEMBER 30, 2004 Omar Minaya is named Executive Vice President and General Manager.

NOVEMBER 4, 2004 Willie Randolph is hired as the 18th manager in team history.

DECEMBER 16, 2004 The Mets and Pedro Martinez agree to terms on a four-year contract.

JULY 11, 2006 The Mets send a team-record six players to the All-Star Game in Pittsburgh. David Wright hits a home run to get the National League on the board in the second, but the AL pulls out a 3-2 win.

SEPTEMBER 18, 2006 José Valentin hits two home runs and the Mets blank the Marlins, 4-0, to clinch their first NL East title since 1988.

SEPTEMBER 28, 2006 Carlos Beltrán hits his 41st home run of the season to tie the franchise record, originally set by Todd Hundley in 1996.

OCTOBER 7, 2006 Using a three-run first inning to set the tone, the Mets complete a three-game, NLDS sweep of Los Angeles with a 9-5 victory in Game 3.

OCTOBER 19, 2006 Despite a spectacular leaping grab by Endy Chavez in leftfield to rob Scott Rolen of a sixth-inning home run, the Mets fall to the Cardinals, 3-1, in Game 7 of the NLCS.

SEPTEMBER 30, 2007 The Marlins score seven first-inning runs to beat the Mets, 8-1, in the season finale and deny the Mets a second straight postseason berth.

FEBRUARY 2, 2008 The Mets acquire Johan Santana from the Twins in exchange for a package of four players.

JUNE 17, 2008 Willie Randolph is replaced by Jerry Manuel, who becomes the 19th manager in franchise history.

SEPTEMBER 28, 2008 The Marlins beat the Mets, 4-2, in Shea Stadium's final game and again deny the Mets a postseason berth.

APRIL 13, 2009 Citi Field opens its doors for the Mets' first game in their new home, but the Padres spoil the historic night with a 6-5 win.

APRIL 17, 2009 Gary Sheffield becomes the first player to hit his 500th home run in a Mets uniform when he goes deep off Milwaukee's Mitch Stetter in a 5-4 win at Citi Field.

AUGUST 23, 2009 Eric Bruntlett turns an unassisted triple play on Jeff Francoeur's line drive to end the Phillies' 9-7 win over the Mets at Citi Field. It was the second unassisted triple play to end a game in MLB history.

APRIL 17, 2010 The Mets beat the Cardinals, 2-1, in 20 innings at Busch Stadium in St. Louis. It marks the team's fourth-longest contest by innings and the first time the team won a game lasting 20 innings or longer.

MAY 7, 2010 Rod Barajas hits the first walk-off home run in Citi Field history in the bottom of the ninth inning, lifting the Mets to a 6-5 win over the Giants.

JUNE 10, 2010 Jonathon Niese tosses a one-hitter, retiring the final 21 straight batters, to beat the Padres, 3-0. Niese joins Tom Seaver as the only Mets pitcher to finish a game one batter from perfection. Chris Denorfia doubled in the third inning for the lone San Diego hit.

OCTOBER 4, 2010 The Mets relieve Omar Minaya of his duties as Executive Vice President of Baseball Operations and General Manager. The club also announces that they decline to pick up manager Jerry Manuel's 2011 option.

OCTOBER 29, 2010 The Mets hire Sandy Alderson as the 12th General Manager in team history.

NOVEMBER 23, 2010 The club introduces Terry Collins as the 20th manager in franchise history.

JUNE 28, 2011 The Mets hit two grand slams (Jason Bay, Carlos Beltrán) in the same game for the second time in team history in a 14-3 win.

AUGUST 15, 2011 Jason Isringhausen notches his 300th save in a 5-4, 10-inning win at San Diego.

SEPTEMBER 28, 2011 José Reyes goes 1-1 with a bunt single to finish with a .337 batting average. Reyes becomes the first Met to ever win the batting title.

APRIL 26, 2012 David Wright hits a two-run home run off Mark Buehrle at Citi Field to record his 734th and 735th career RBI, passing Darryl Strawberry on the club's all-time list.

JUNE 1, 2012 Johan Santana throws the first no-hitter in team history beating St. Louis, 8-0, at Citi Field. Santana strikes out David Freese for the final out.



Johan Santana celebrates after the first no-hitter in Mets history

SEPTEMBER 26, 2012 David Wright singles off Pittsburgh's Jeff Locke for his 1,419th career hit, breaking Ed Kranepool's team record of 1,418 hits.

SEPTEMBER 27, 2012 R.A. Dickey beats the Pirates, 6-5, for his 20th win of the season. Dickey works 7.2 innings and allows three earned runs to become the sixth Mets pitcher to reach the 20-win plateau.

MARCH 21, 2013 David Wright is named the fourth team captain in franchise history.

MAY 28, 2013 Lucas Duda delivers a Subway Series walk-off RBI single off Mariano Rivera (his final appearance vs. the Mets) in a 2-1 win.

JULY 16, 2013 The Mets host the All-Star Game at Citi Field. David Wright and Matt Harvey both start. The National League lost, 3-0.

SEPTEMBER 29, 2013 Mike Piazza is inducted into the Mets Hall of Fame, becoming the 27th member.

MAY 14-15, 2014: Rafael Montero and Jacob deGrom make their major league debuts in consecutive games vs. the Yankees. It was the first time in team history the Mets had starters make their debuts in consecutive games.

JULY 8, 2014 The Mets beat the Braves, 5-3, for the club's 4,000th win in franchise history.

SEPTEMBER 15, 2014 Jacob deGrom ties a modern-era major league record with eight strikeouts to begin the game vs. Miami at Citi Field. He tied Houston's Jim Deshaies.

NOVEMBER 10, 2014 Jacob deGrom is named the National League Rookie of the Year. He becomes the fifth player in Mets history to capture Rookie of the Year honors.

APRIL 23, 2015 The Mets beat the Braves 6-3 at Citi Field to complete a 10-0 homestand. The club tied the franchise-record with its 11th straight victory.

JULY 31, 2015 The Mets acquire Yoenis Céspedes from the Detroit Tigers. Later that night, Wilmer Flores hits a walk-off home run in the 12th inning to beat Washington, 2-1, two days after a rumored trade to Milwaukee fell through.

AUGUST 2, 2015 Curtis Granderson, Daniel Murphy and Lucas Duda all homer in the third inning as the Mets complete the sweep vs. Washington with a 5-2 win. The Mets move into a first place tie in the NL East.

AUGUST 24, 2015 David Wright returned after missing 115 games and homers in his first at-bat in Philadelphia. The Mets hit a team-record eight home runs in a 16-7 win.

SEPTEMBER 8, 2015 The Mets rally from a 7-1 deficit to beat Washington, 8-7. Kirk Nieuwenhuis hits a solo homer in the eighth off Jonathan Papelbon. The Mets led the Nationals by six games in the NL East.

SEPTEMBER 26, 2015 The Mets pound the Reds 10-2 at Cincinnati to clinch the NL East.

OCTOBER 9, 2015 Jacob deGrom ties a postseason franchise-record with 13 strikeouts at Los Angeles-NL. He outduels Clayton Kershaw as the Mets won Game 1 of the NLDS, 3-1.

OCTOBER 15, 2015 The Mets edge the Dodgers, 3-2 in Los Angeles in the deciding Game 5 of the NLDS. Jacob deGrom won his second game of the series. Daniel Murphy's sixth inning solo home run snaps a 2-2 tie. Jeurys Familia pitched the final 2.0 innings for the save.

OCTOBER 21, 2015 The Mets complete a four-game sweep of the Chicago Cubs with a 8-3 win in the NLCS to advance to their fifth World Series. Daniel Murphy sets a postseason record with a home run in six straight games. Lucas Duda hit a three-run home run in the first inning.

OCTOBER 30, 2015 Citi Field hosts its first World Series game. The Mets beat Kansas City, 9-3. David Wright hits a home run in his first at-bat and had four RBI. The Mets trail the Series, two games-to-one.

NOVEMBER 1, 2015 The Royals score two runs in the ninth inning to force extra innings and plate five runs in the 12th to win the World Series.

SEPTEMBER 17, 2016 Curtis Granderson becomes the first player in team history to hit two extra-inning homers — ties the game in the 11th and hits a walkoff homer in the 12th to beat the Twins, 3-2.

SEPTEMBER 22, 2016 José Reyes hits a two-run homer in the ninth to tie the game and then trailing by two, Asdrubal Cabrera hits a three-run walk-off home run in the 11th to top the Phillies, 9-8.

OCTOBER 1, 2016 The Mets clinch the first Wild Card with a 5-3 win at Philadelphia. Bartolo Colón wins his 15th game and Jeurys Familia finishes with a franchise record 51 saves.

OCTOBER 5, 2016 The Mets fall, 3-0, to the Giants in the one-game Wild Card Game...Noah Syndergaard tosses 7.0 shutout innings and strikes out 10...Conor Gillaspie hits a three-run homer off Jeurys Familia in the ninth inning.

APRIL 11, 2017 Yoenis Céspedes hits three homers in Philadelphia. He becomes the first player in team history to hit three homers two times (also: August 21, 2015 at Colorado).

MAY 20, 2017 Terry Collins manages his 1,013th game with the Mets, passing Davey Johnson for the most in team history. Collins finished with 1,134 games managed as New York's skipper.

OCTOBER 23, 2017 The Mets name Mickey Callaway the 21st manager in team history.

JANUARY 1, 2018 The New York Rangers defeated the Buffalo Sabres, 3-2, in front of a sellout crowd at the 2018 Bridgestone Winter Classic held at Citi Field. The Rangers won in overtime on a power play goal by J.T. Miller.

JULY 9, 2018 Wilmer Flores set the team record with his 10th career walk-off RBI (passing David Wright) with a walk-off homer to beat the Phillies, 4-3, in the first-game of a doubleheader. It was Flores' fourth career walk-off homer, tying him for the franchise record.

AUGUST 16, 2018 The Mets scored a franchise-record 24 runs. The Mets scored 10 runs in the fifth inning. The Mets also had a team-record 25 hits for a nine-inning game.

SEPTEMBER 29, 2018 David Wright starts at third base in an emotional game after missing nearly two years.

OCTOBER 29, 2018 Named Brodie Van Wagenen the 13th General Manager in team history.

NOVEMBER 14, 2018 Jacob deGrom becomes the fourth pitcher in team history win the Cy Young Award.

APRIL 3, 2019 Jacob deGrom hurled his 26th consecutive quality start at Miami to tie Bob Gibson's MLB record.

JULY 9, 2019 Pete Alonso defeated Vladimir Guerrero, Jr. in the finals of the All-Star Home Run Derby. Alonso hit 23 homers in the final round to become the second rookie ever to win the event.

AUGUST 27, 2019 Pete Alonso hit his 42nd home run, breaking the Mets single-season home run mark. The record-breaking blow came off the Cubs' Yu Darvish at Citi Field.

SEPTEMBER 28, 2019 Pete Alonso set the all-time rookie home run record with his 53rd blast off Atlanta's Mike Foltynewicz at Citi Field.

NOVEMBER 11, 2019 Pete Alonso is named the NL Rookie of the Year. He is the sixth Rookie of the Year in team history.

NOVEMBER 13, 2019 Jacob deGrom is named the NL Cy Young Award winner. He is the first Met and only the 11th pitcher to win back-to-back Awards.

JANUARY 23, 2020 Mets name Luis Rojas the 23rd manager in team history.

AUGUST 27, 2020 Mets and Marlins leave the field after 42 seconds to protest social injustice and refuse to play.

AUGUST 28, 2020 Amed Rosario hits a walk-off homer, a two-run shot, at Yankee Stadium...The last walk-off home run by a visiting player was Ed McKean for St. Louis at the Cleveland Spiders on May 12, 1899.

OCTOBER 30, 2020 MLB owners approve the Mets sale to new owner Steve Cohen.

NOVEMBER 6, 2020 Mets name Sandy Alderson team president.

JANUARY 7, 2021 Mets acquire Francisco Lindor and Carlos Carrasco from Cleveland in exchange for four players.

APRIL 5, 2021 Mets sign Francisco Lindor to a 10-year extension.

JULY 12, 2021 Pete Alonso defeats Trey Mancini to earn his second Derby title. He is the only Met to win the competition twice and became the fourth player to win the Derby twice and the third to win back-to-back titles.

NOVEMBER 19, 2021 Named Billy Eppler the 16th General Manager in team history.

DECEMBER 1, 2021 Mets sign three-time Cy Young Award winner Max Scherzer to a three-year contract.

DECEMBER 5 2021 The Golden Era Committee elects Gil Hodges to the Baseball Hall of Fame.

DECEMBER 20, 2021 Named Buck Showalter the 24th manager in franchise history.



2021

OVERALL **5-1**
 AT ARIZONA **2-1**
 AT NEW YORK **3-0**

OVERALL

OVERALL **84-75**
 AT ARIZONA **41-38**
 AT NEW YORK **43-37**

POSTSEASON

OVERALL **3-1**



STADIUM:

Chase Field (48,635)

YEAR OPENED:

1998

ADDRESS:

401 East Jefferson St.
 Phoenix, AZ 85004

PHONE:

(602) 462-6500

ALL-TIME SERIES RESULTS VS. ARIZONA

Year	Home	Road	Total	Year	Home	Road	Total	Year	Home	Road	Total
1998	3-3	2-1	5-4	2006	2-1	4-0	6-1	2014	1-2	3-0	4-2
1999	0-3	2-4	2-7	2007	1-2	3-1	4-3	2015	3-0	2-2	5-2
2000	5-1	2-1	7-2	2008	1-2	2-1	3-3	2016	0-3	1-2	1-5
2001	2-1	1-2	3-3	2009	1-3	1-2	2-5	2017	1-3	0-3	1-6
2002	0-4	2-1	2-5	2010	1-2	0-3	1-5	2018	3-0	2-2	5-2
2003	1-2	1-2	2-4	2011	3-0	0-3	3-3	2019	4-0	1-2	5-2
2004	2-1	2-2	4-3	2012	2-1	2-2	4-3	2021	3-0	2-1	5-1
2005	2-1	4-0	6-1	2013	2-2	2-1	4-3				

SERIES RECORDS

Longest Winning Streak, Mets 8, 5/31/06-5/5/07
 Longest Winning Streak, Diamondbacks 6, 8/17/16-8/22/17
 Largest Margin of Victory, Mets 14, 8/24/05 (Mets-18, D-Backs-4 at Arizona)
 Largest Margin of Victory, Diamondbacks 13, 8/1/10 (D-Backs-14, Mets-1 at New York)
 Most Runs Scored, Mets 18, 8/24/05 (Mets-18, D-Backs-4 at Arizona)
 Most Runs Scored, Diamondbacks 14, two times, last, 8/1/10 (D-Backs-14, Mets-1 at New York)
 Most Runs Scored, Both Teams 22, 8/24/05 (Mets-18, D-Backs-4 at Arizona)
 Longest Game, Innings 15 innings, 7/4/13 (D-Backs-5, Mets-4 at New York)
 Shutouts By Mets: 5, Diamondbacks: 5

SERIES SWEEPS

Last Three-Game Sweep, Mets At Arizona: 4/14/14-4/16/14. At New York: 5/7/21-5/9/21
 Last Three-Game Sweep, Diamondbacks At Arizona: 5/15/17-5/17/17. At New York: 8/9/16-8/11/16
 Last Four-Game Sweep, Mets At Arizona: 6/8/06-6/11/06. At New York: 9/9/19-9/12/19
 Last Four-Game Sweep, Diamondbacks At New York: 8/3/02-8/5/02

LAST TIME THE METS ALLOWED

RUNS

- 26 June 11, 1985 at Philadelphia
- 25 July 31, 2018 at Washington
- 23 April 30, 2017 at Washington
- 20 June 30, 2021 at Atlanta
- 19 July 26, 2004 at Montreal
- 18 September 11, 2020 at Toronto (Buffalo)
- 17 May 26, 2018 at Milwaukee
- 16 April 21, 2021 at Chicago-NL
- 15 August 26, 2018 vs. Washington

HITS

- 27 June 11, 1985 at Philadelphia
- 26 July 31, 2018 at Washington
- 23 April 30, 2017 at Washington
- 22 June 16, 1966 at Atlanta
- 21 September 20, 2012 vs. Philadelphia
- 20 June 30, 2021 at Atlanta
- 19 September 11, 2020 at Toronto (Buffalo)
- 18 August 25, 2013 vs. Detroit
- 17 July 24, 2021 vs. Toronto

ATLANTA BRAVES (NL EAST)

2021 RECORD: 88-73 (1st Place, NL East | World Champions)

2022 MANAGER: Brian Snitker



2021


OVERALL **9-10**
 AT ATLANTA **4-5**
 AT NEW YORK **5-5**

OVERALL

OVERALL **402-485-1**
 AT ATLANTA **176-229**
 AT NEW YORK **221-225-1**
 AT MILWAUKEE **5-31**

POSTSEASON

OVERALL **5-4**



STADIUM:

Truist Park (41,500)

YEAR OPENED:

2017

ADDRESS:

755 Battery Ave.
 Atlanta, GA 30339

PHONE:

(404) 522-7630

ALL-TIME SERIES RESULTS VS. ATLANTA

Year	Home	Road	Total	Year	Home	Road	Total	Year	Home	Road	Total
1962	3-6	3-6	6-12	1982	1-5	2-4	3-9	2002	4-6	3-6	7-12
1963	5-4	1-8	6-12	1983	3-3	1-5	4-8	2003	5-4	3-7	8-11
1964	3-6	1-8	4-14	1984	3-3	5-1	8-4	2004	5-5	2-7	7-12
1965	5-4	0-9	5-13	1985	5-1	5-1	10-2	2005	5-5	1-8	6-13
1966	2-7	2-7	4-14	1986	5-1	3-3	8-4	2006	5-4	6-3	11-7
1967	7-2	3-6	10-8	1987	3-3	2-4	5-7	2007	4-5	5-4	9-9
1968	2-7-1	4-5	6-12-1	1988	3-3	5-1	8-4	2008	6-3	1-8	7-11
1969	4-2	4-2	8-4	1989	6-0	4-2	10-2	2009	2-7	3-6	5-13
1970	4-2	2-4	6-6	1990	5-1	3-3	8-4	2010	4-5	3-6	7-11
1971	3-3	2-4	5-7	1991	1-5	2-4	3-9	2011	4-5	5-4	9-9
1972	3-3	2-4	5-7	1992	1-5	4-2	5-7	2012	4-5	2-7	6-12
1973	2-4	4-2	6-6	1993	1-5	2-4	3-9	2013	4-5	5-5	9-10
1974	3-3	1-5	4-8	1994	3-3	1-2	4-5	2014	5-5	5-4	10-9
1975	3-3	5-1	8-4	1995	5-1	3-4	8-5	2015	6-3	5-5	11-8
1976	5-1	3-3	8-4	1996	4-3	2-4	6-7	2016	2-7	7-3	9-10
1977	3-3	2-4	5-7	1997	4-2	3-3	7-5	2017	5-4	7-3	12-7
1978	4-2	2-4	6-6	1998	3-3	0-6	3-9	2018	3-7	3-6	6-13
1979	3-3	5-1	8-4	1999	2-4	1-5	3-9	2019	4-5	4-6	8-11
1980	5-1	4-2	9-3	2000	4-3	2-4	6-7	2020	2-4	1-3	3-7
1981	2-1	1-2	3-3	2001	4-5	5-5	9-10	2021	5-5	4-5	9-10

Milwaukee Braves: 1962-1965

Atlanta Braves: 1966-present

SERIES RECORDS

Longest Winning Streak, Mets 7, 6/3/79-8/16/79
 Longest Winning Streak, Braves 12, 6/20/62-4/15/63
 Largest Margin of Victory, Mets 14, 8/7/71 (Mets-20, Braves-6 at Atlanta)
 Largest Margin of Victory, Braves 18, 6/30/21 (Braves-20, Mets-2 at Atlanta)
 Most Runs Scored, Mets 20, 8/7/71 (Mets-20, Braves-6 at Atlanta)
 Most Runs Scored, Braves 20, 6/30/21 (Braves-20, Mets-2 at Atlanta)
 Most Runs Scored, Both Teams 29, (19 innings), 7/4/85 (Mets-16, Braves-13 at Atlanta)
 Longest Game, Innings 19 innings, 7/4/85 (Mets-16, Braves-13 at Atlanta)
 Shutouts By Mets: 58, Braves: 61

SERIES SWEEPS

Last Two-Game Sweep, Mets At New York: 4/24/90-4/25/90. At Atlanta: 5/4/09-5/5/09
 Last Two-Game Sweep, Braves At New York: 9/8/11 (DH). At Atlanta: 6/12/18-6/13/18
 Last Three-Game Sweep, Mets At New York: 9/27/19-9/29/19. At Atlanta: 4/22/16-4/24/16
 Last Three-Game Sweep, Braves At New York: 8/23/19-8/25/19. At Atlanta: 9/19/15-9/21/15
 Last Four-Game Sweep, Mets At New York: 7/20/89-7/23/89. At Atlanta: 9/10/15-9/13/15
 Last Four-Game Sweep, Braves At New York: None. At Atlanta: 5/20/08-5/22/08



2021

OVERALL **3-4**
 AT CHICAGO **0-3**
 AT NEW YORK **3-1**

OVERALL

OVERALL **365-387-2**
 AT CHICAGO **172-208-1**
 AT NEW YORK **192-178-1**
 AT TOKYO **1-1**

POSTSEASON

OVERALL **4-0**



STADIUM:
 Wrigley Field (41,019)

YEAR OPENED:
 1914

ADDRESS:
 1060 West Addison St.
 Chicago, IL 60613

PHONE:
 (773) 404-2827

ALL-TIME SERIES RESULTS VS. CHICAGO

Year	Home	Road	Total	Year	Home	Road	Total	Year	Home	Road	Total
1962	4-5	5-4	9-9	1982	4-5	5-4	9-9	2002	3-0	2-1	5-1
1963	4-5	3-6	7-11	1983	4-5	5-4	9-9	2003	1-2	0-3	1-5
1964	5-4	2-7	7-11	1984	5-4	1-8	6-12	2004	2-1	0-3	2-4
1965	3-6	4-5-1	7-11-1	1985	9-0	5-4	14-4	2005	3-0	1-2	4-2
1966	5-4	5-4	10-8	1986	6-3	6-3	12-6	2006	1-2	2-1	3-3
1967	2-4	3-9	5-13	1987	6-3	3-6	9-9	2007	3-1	2-1	5-2
1968	4-5	6-3	10-8	1988	6-3	3-6	9-9	2008	2-2	0-2	2-4
1969	5-4	5-4	10-8	1989	6-3	2-7	8-10	2009	2-1	1-2	3-3
1970	4-6	7-1	11-7	1990	3-6	6-3	9-9	2010	3-1	1-2	4-3
1971	4-5	3-6	7-11	1991	1-7	5-4	6-11	2011	1-2	1-2	2-4
1972	6-3	2-7	8-10	1992	6-3	3-6	9-9	2012	1-2	1-2	2-4
1973	3-6	4-4	7-10	1993	2-4	3-4	5-8	2013	1-2	2-1	3-3
1974	2-7	8-1	10-8	1994	1-1	3-0	4-1	2014	2-2	0-3	2-5
1975	6-3	5-4	11-7	1995	1-3	2-1	3-4	2015	0-3	0-4	0-7
1976	6-3	7-2	13-5	1996	3-3	2-4	5-7	2016	4-0	1-2	5-2
1977	5-4	4-5	9-9	1997	3-3	2-3	5-6	2017	2-1	0-3	2-4
1978	3-5	4-6	7-11	1998	2-1	3-3	5-4	2018	0-4	1-2	1-6
1979	4-5	6-3	10-8	1999	3-0	3-3	6-3	2019	0-3	2-2	2-5
1980	5-4	3-6	8-10	2000	4-0	1-2	5-2	2021	3-1	0-3	3-4
1981	3-1-1	5-4	8-5-1	2001	1-2	1-2	2-4				

SERIES RECORDS

Longest Winning Streak, Mets 8, two times, last, 8/3/85-9/19/85
 Longest Winning Streak, Cubs 9, two times, last, 9/12/17-8/28/18
 Largest Margin of Victory, Mets 18, 5/26/64 (Mets-19, Cubs-1 at Chicago)
 Largest Margin of Victory, Cubs 13, two times, last, 3/31/03 (Cubs-15, Mets-2 at New York)
 Most Runs Scored, Mets 23, 8/16/87 (Mets-23, Cubs-10 at Chicago)
 Most Runs Scored, Cubs 18, two times, last, 9/16/72 (Cubs-18, Mets-5 at Chicago)
 Most Runs Scored, Both Teams 33, 8/16/87 (Mets-23, Cubs-10 at Chicago)
 Longest Game, Innings 14 innings, five times, last, 6/2/18 (Cubs-7, Mets-1 at New York)
 Shutouts By Mets: 45, Cubs: 46

SERIES SWEEPS

Last Two-Game Sweep, Mets At New York: 9/14/88-9/15/88. At Chicago: 7/17/95-7/18/95
 Last Two-Game Sweep, Cubs At New York: 9/29/82-9/30/82. At Chicago: 4/21/08-4/22/08
 Last Three-Game Sweep, Mets At New York: 8/5/05-8/7/05. At Chicago: 4/4/94-4/6/94
 Last Three-Game Sweep, Cubs At New York: 8/27/19-8/29/19. At Chicago: 4/20/21-4/22/21
 Last Four-Game Sweep, Mets At New York: 6/30/16-7/3/16. At Chicago: None
 Last Four-Game Sweep, Cubs At New York: 5/31/18-6/3/18. At Chicago: 5/11/15-5/14/15
 Last Five-Game Sweep, Mets At New York: None. At Chicago: 6/22/70-6/25/70
 Last Five-Game Sweep, Cubs At New York: None. At Chicago: None



2021	
OVERALL.....	3-3
AT CINCINNATI.....	2-1
AT NEW YORK.....	1-2
OVERALL	
OVERALL.....	294-326
AT CINCINNATI.....	133-172
AT NEW YORK.....	161-154
POSTSEASON	
OVERALL.....	3-2



STADIUM:
Great American Ball Park
(42,271)

YEAR OPENED:
2003

ADDRESS:
100 Joe Nuxhall Way
Cincinnati, OH 45202

PHONE:
(513) 765-7000

ALL-TIME SERIES RESULTS VS. CINCINNATI

Year	Home	Road	Total	Year	Home	Road	Total	Year	Home	Road	Total
1962	5-4	0-9	5-13	1982	4-2	1-5	5-7	2002	2-1	2-1	4-2
1963	4-5	4-5	8-10	1983	3-3	2-4	5-7	2003	1-2	3-0	4-2
1964	3-6	4-5	7-11	1984	5-1	4-2	9-3	2004	1-2	2-1	3-3
1965	6-3	1-8	7-11	1985	3-3	5-1	8-4	2005	3-0	0-3	3-3
1966	4-5	3-5	7-10	1986	2-4	6-0	8-4	2006	2-2	2-1	4-3
1967	4-5	2-7	6-12	1987	3-3	2-4	5-7	2007	3-1	2-1	5-2
1968	5-4	3-6	8-10	1988	4-2	3-2	7-4	2008	2-1	2-2	4-3
1969	3-3	3-3	6-6	1989	4-2	4-2	8-4	2009	2-1	2-1	4-2
1970	3-3	1-5	4-8	1990	4-2	2-4	6-6	2010	1-2	1-2	2-4
1971	3-3	1-5	4-8	1991	3-3	4-2	7-5	2011	1-2	4-0	5-2
1972	1-5	3-3	4-8	1992	4-2	1-5	5-7	2012	1-4	1-2	2-6
1973	2-4	2-4	4-8	1993	2-4	4-2	6-6	2013	0-3	2-1	2-4
1974	2-4	1-5	3-9	1994	3-0	1-2	4-2	2014	2-1	2-1	4-2
1975	3-3	1-5	4-8	1995	4-2	1-5	5-7	2015	3-0	4-0	7-0
1976	4-2	2-4	6-6	1996	4-2	2-4	6-6	2016	3-0	3-0	6-0
1977	1-5	1-5	2-10	1997	6-0	3-2	9-2	2017	3-1	1-2	4-3
1978	3-3	2-4	5-7	1998	4-2	2-1	6-3	2018	2-1	1-2	3-3
1979	2-4	2-4	4-8	1999	0-3	5-2	5-5	2019	2-2	2-1	4-3
1980	2-4	2-4	4-8	2000	3-3	1-2	4-5	2021	1-2	2-1	3-3
1981	1-5	2-2	3-7	2001	0-3	2-1	2-4				

SERIES RECORDS

Longest Winning Streak, Mets.....	14, 9/7/14-9/7/16
Longest Winning Streak, Reds.....	9, two times, last, 6/8/77-4/29/78
Largest Margin of Victory, Mets.....	14, 4/19/98 (Mets-14, Reds-0 at Cincinnati)
Largest Margin of Victory, Reds.....	12, 5/4/85 (Reds-14, Mets-2 at Cincinnati)
Most Runs Scored, Mets.....	15, two times, last, 7/19/21 (Mets-15, Reds-11 - 11 innings at Cincinnati)
Most Runs Scored, Reds.....	15, 5/13/80 (Reds-15, Mets-4 at Cincinnati)
Most Runs Scored, Both Teams.....	26 (11 innings), 7/19/21 (Mets-15, Reds-11 at Cincinnati)
Longest Game, Innings.....	16 innings, 8/20/73 (Reds-8, Mets-3 at New York)
Shutouts By.....	Mets: 35, Reds: 48

SERIES SWEEPS

Last Two-Game Sweep, Mets.....	At New York: 4/22/97-4/23/97. At Cincinnati: 4/28/97-4/29/97
Last Two-Game Sweep, Reds.....	At New York: 5/25/92-5/27/92. At Cincinnati: 5/6/92-5/7/92
Last Three-Game Sweep, Mets.....	At New York: 4/25/16-4/27/16. At Cincinnati: 9/5/16-9/7/16
Last Three-Game Sweep, Reds.....	At New York: 5/20/13-5/22/13. At Cincinnati: 4/4/05-4/7/05
Last Four-Game Sweep, Mets.....	At New York: 7/18/97-7/21/97. At Cincinnati: 9/24/15-9/27/15
Last Four-Game Sweep, Reds.....	At New York: 8/19/77-8/21/77. At Cincinnati: 7/11/75-7/13/75
Last Five-Game Sweep, Mets.....	At New York: 7/5/84-7/8/84. At Cincinnati: None
Last Five-Game Sweep, Reds.....	At New York: 9/25/64-9/27/64. At Cincinnati: None



2021

OVERALL **5-2**
 AT COLORADO **2-1**
 AT NEW YORK **3-1**

OVERALL

OVERALL **111-101**
 AT COLORADO **42-62**
 AT NEW YORK **69-39**



STADIUM:
 Coors Field (50,398)

YEAR OPENED:
 1995

ADDRESS:
 2001 Blake Street
 Denver, CO 80205

PHONE:
 (303) 292-0200

ALL-TIME SERIES RESULTS VS. COLORADO

Year	Home	Road	Total	Year	Home	Road	Total	Year	Home	Road	Total
1993	4-2	2-4	6-6	2003	4-0	1-2	5-2	2013	3-0	1-3	4-3
1994	0-3	1-2	1-5	2004	3-0	2-1	5-1	2014	3-0	1-3	4-3
1995	3-1	1-4	4-5	2005	3-1	1-2	4-3	2015	4-0	3-0	7-0
1996	4-2	1-5	5-7	2006	3-0	2-1	5-1	2016	1-3	0-3	1-6
1997	4-2	1-4	5-6	2007	2-1	0-3	2-4	2017	2-1	1-2	3-3
1998	4-2	2-1	6-3	2008	3-0	3-3	6-3	2018	0-3	1-3	1-6
1999	2-1	3-3	5-4	2009	3-1	1-2	4-3	2019	2-1	2-1	4-2
2000	4-2	2-1	6-3	2010	2-1	1-2	3-3	2021	3-1	2-1	5-2
2001	2-1	1-3	3-4	2011	0-4	2-1	2-5				
2002	1-2	2-1	3-3	2012	0-4	2-1	2-5				

SERIES RECORDS

Longest Winning Streak, Mets 11, 5/4/14-8/23/15
 Longest Winning Streak, Rockies 7, 8/20/12-4/18/13
 Largest Margin of Victory, Mets 12, 7/14/17 (Mets-14, Rockies-2 at New York)
 Largest Margin of Victory, Rockies 10, three times, last, 7/4/07 (Rockies-17, Mets-7 at Colorado)
 Most Runs Scored, Mets 14, four times, last, 7/14/17, (Mets-14, Rockies-2 at New York)
 Most Runs Scored, Rockies 18, 4/27/14 (Rockies-18, Mets-9 at Colorado)
 Most Runs Scored, Both Teams 27, 4/27/14 (Rockies-18, Mets-9 at Colorado)
 Longest Game, Innings 14 innings, 4/26/95 (Rockies-11, Mets-9 at Colorado)
 Shutouts By Mets: 19, Rockies: 6

SERIES SWEEPS

Last Three-Game Sweep, Mets At New York: 9/8/14-9/10/14. At Colorado: 8/21/15-8/23/15
 Last Three-Game Sweep, Rockies At New York: 5/4/18-5/6/18. At Colorado: 5/13/16-5/15/16
 Last Four-Game Sweep, Mets At New York: 8/10/15-8/13/15. At Colorado: None
 Last Four-Game Sweep, Rockies At New York: 8/20/12-8/23/12. At Colorado: None

WINNING & LOSING STREAKS

WINNING STREAKS (8 OR MORE)

Games	Year	Dates
11	1969	May 28-June 10
11	1972	May 12-21
11	1986	April 18-30
11	1990	June 17-29
11	2015	April 12-23
10	1969	September 6-13
10	1976	June 23-July 4
10	1991	July 1-13
10	2008	July 5-17
9	1969	September 21-October 1
9	1985	July 2-10
9	1985	August 3-13
9	1998	May 21-31
9	2000	April 16-25
9	2018	April 3-13
8	11 times	last, August 3-10, 2019

LOSING STREAKS (11 OR MORE)

Games	Year	Dates
17	1962	May 21-June 6
15	1963	June 28-July 14
15	1982	August 15-31
13	1962	August 9-21
13	1980	August 31-September 12
12	2002	August 10-23
11	1962	July 15-26
11	1963	July 18-28
11	1965	August 1-13
11	1991	August 9-21 (Game 1)
11	2004	August 28-September 8

LOS ANGELES DODGERS (NL WEST)

2021 RECORD: 106-56 (2nd Place, NL West) | 1st NL Wild Card

2022 MANAGER: Dave Roberts



2021


OVERALL **1-6**
 AT LOS ANGELES **1-3**
 AT NEW YORK **0-3**

OVERALL

OVERALL **273-352-1**
 AT LOS ANGELES **128-190**
 AT NEW YORK **145-162-1**

POSTSEASON

OVERALL **9-6**



STADIUM:
 Dodger Stadium (56,000)
YEAR OPENED:
 1962
ADDRESS:
 1000 Elysian Park Ave.
 Los Angeles, CA 90012
PHONE:
 (323) 224-1500

ALL-TIME SERIES RESULTS VS. LOS ANGELES

Year	Home	Road	Total	Year	Home	Road	Total	Year	Home	Road	Total
1962	1-8	1-8	2-16	1985	2-4	3-3	5-7	2002	0-3	2-1	2-4
1963	1-8	1-8	2-16	1986	5-1	4-2	9-3	2003	1-2	2-1	3-3
1964	2-7-1	1-8	3-15-1	1987	3-3	3-3	6-6	2004	1-2	2-1	3-3
1965	3-6	3-6	6-12	1988	4-1	6-0	10-1	2005	2-1	1-2	3-3
1966	4-5	2-7	6-12	1989	3-3	4-2	7-5	2006	2-2	2-1	4-3
1967	4-5	2-7	6-12	1990	4-2	3-3	7-5	2007	2-1	3-4	5-5
1968	5-4	6-3	11-7	1991	3-3	2-4	5-7	2008	3-1	1-2	4-3
1969	6-0	2-4	8-4	1992	5-1	2-4	7-5	2009	1-2	0-3	1-5
1970	3-3	2-4	5-7	1993	2-4	2-4	4-8	2010	3-0	1-3	4-3
1971	4-2	3-3	7-5	1994	4-2	2-4	6-6	2011	2-1	3-1	5-2
1972	3-3	2-4	5-7	1995	3-3	3-3	6-6	2012	0-3	3-1	3-4
1973	3-3	2-4	5-7	1996	2-4	2-4	4-8	2013	1-2	0-3	1-5
1974	4-2	3-3	7-5	1997	2-3	3-3	5-6	2014	1-2	1-2	2-4
1975	2-4	4-2	6-6	1998	2-2	3-1	5-3	2015	2-2	2-1	4-3
1976	3-3	2-4	5-7	1999	1-3	3-1	4-4	2016	1-2	2-2	3-4
1977	3-3	1-5	4-8	2000	2-1	3-3	5-4	2017	0-3	0-4	0-7
1978	3-3	2-4	5-7	2001	2-1	2-1	4-2	2018	0-3	2-1	2-4
1979	3-3	0-6	3-9	1982	3-3	3-3	6-6	2019	1-2	1-3	2-5
1980	4-2	1-5	5-7	1983	3-4	2-3	5-7	2021	0-3	1-3	1-6
1981	1-2	0-3	1-5	1984	5-1	4-2	9-3				

SERIES RECORDS

Longest Winning Streak, Mets 9, 5/18/86-8/30/86
 Longest Winning Streak, Dodgers 12, 5/28/16-6/24/18
 Largest Margin of Victory, Mets 13, 7/25/15 (Mets-15, Dodgers-2 at New York)
 Largest Margin of Victory, Dodgers 14, 7/14/62 (Dodgers-17, Mets-3 at New York)
 Most Runs Scored, Mets 15, 7/25/15 (Mets-15, Dodgers-2 at New York)
 Most Runs Scored, Dodgers 17, two times, last, 7/14/62 (Dodgers-17, Mets-3 at New York)
 Most Runs Scored, Both Teams 25, 5/25/62 (Dodgers-17, Mets-8 at Los Angeles)
 Longest Game, Innings 19 innings, 5/24/73 (Mets-7, Dodgers-3 at Los Angeles)
 Shutouts By Mets: 43, Dodgers: 60

SERIES SWEEPS

Last Two-Game Sweep, Mets At New York: 5/11/90-5/12/90. At Los Angeles: 5/21/90-5/22/90
 Last Two-Game Sweep, Dodgers At New York: 8/26/85-8/27/85. At Los Angeles: 4/20/94-4/21/94
 Last Three-Game Sweep, Mets At New York: 4/27/10-4/28/10. At Los Angeles: 8/28/89-8/30/89
 Last Three-Game Sweep, Dodgers At New York: 8/13/21-8/15/21. At Los Angeles: 8/12/13-8/14/13
 Last Four-Game Sweep, Dodgers At New York: 6/11/65-6/13/65. At Los Angeles: 6/19/17-6/22/17




2021

OVERALL **10-9**
 AT MIAMI **3-7**
 AT NEW YORK **7-2**

OVERALL

OVERALL **256-225**
 AT MIAMI **118-116**
 AT NEW YORK **137-107**
 AT PUERTO RICO **1-2**



STADIUM:
 Marlins Park (37,422)

YEAR OPENED:
 2012

ADDRESS:
 501 Marlins Way
 Miami, FL 33125

PHONE:
 (305) 480-1300

ALL-TIME SERIES RESULTS VS. MIAMI

Year	Home	Road	Total	Year	Home	Road	Total	Year	Home	Road	Total
1993	4-3	5-1	9-4	2003	3-6	4-6	7-12	2012	7-2	5-4	12-6
1994	2-4	2-2	4-6	2004	2-8	2-7	4-15	2013	5-4	3-7	8-11
1995	4-3	2-4	6-7	2005	5-4	5-4	10-8	2014	6-3	5-5	11-8
1996	4-2	2-5	6-7	2006	6-4	5-4	11-8	2015	6-4	5-4	11-8
1997	4-2	4-2	8-4	2007	3-6	8-1	11-7	2016	6-4	6-3	12-7
1998	3-3	4-2	7-5	2008	5-4	5-4	10-8	2017	4-5	3-7	7-12
1999	5-1	5-2	10-3	2009	3-6	4-5	7-11	2018	6-4	6-3	12-7
2000	4-2	2-4	6-6	2010	5-4	1-8	6-12	2019	8-2	5-4	13-6
2001	6-3	6-4	12-7	2010	5-4	1-8	6-12	2020	3-4	3-0	6-4
2002	7-3	4-5	11-8	2011	5-4	4-5	9-9	2021	7-2	3-7	10-9

SERIES RECORDS

Longest Winning Streak, Mets 7, two times, last, 9/29/18-5/11/19
 Longest Winning Streak, Marlins 10, 7/10/04-9/8/04
 Largest Margin of Victory, Mets 13, three times, last, 9/12/18 (G1) (Mets-13, Marlins-0 at New York)
 Largest Margin of Victory, Marlins 13, 8/8/12 (Marlins-13, Mets-0 at New York)
 Most Runs Scored, Mets 17, 7/8/06 (G2) (Mets-17, Marlins-3 at New York)
 Most Runs Scored, Marlins 16, 9/11/06 (Marlins-16, Mets-5 at Florida)
 Most Runs Scored, Both Teams 21, 9/11/06 (Marlins-16, Mets-5 at Florida)
 Longest Game, Innings 20 innings, 6/8/13 (Marlins-2, Mets-1 at New York)
 Shutouts By Mets: 33, Marlins: 25

SERIES SWEEPS

Last Two-Game Sweep, Mets At New York: 8/31/21-9/2/21. At Florida: 4/18/07-4/19/07
 Last Two-Game Sweep, Marlins At New York: 6/8/13-6/9/13. At Florida: 9/21/10-9/22/10
 Last Three-Game Sweep, Mets At New York: 7/11/14-7/13/14. At Miami: 8/17/20-8/19/20
 Last Three-Game Sweep, Marlins At New York: 9/8/09-9/10/09. At Miami: 5/17/19-5/19/19
 Last Four-Game Sweep, Mets At New York: 8/5/19-8/7/19. At Miami: None
 Last Four-Game Sweep, Marlins At New York: 8/30/04-9/2/04. At Florida: 5/13/10-5/16/10

MIAMI'S BEST RECORD AFTER...

10 games.....	9-1 (2018)	90 games.....	62-28 (1986)
20 games.....	16-4 (1986)	100 games.....	68-32 (1986)
30 games.....	23-7 (1972)	110 games.....	75-35 (1986)
40 games.....	29-11 (1972, 1986 & 1988)	120 games.....	79-41 (1986)
50 games.....	35-15 (1986)	130 games.....	87-43 (1986)
60 games.....	44-16 (1986)	140 games.....	93-47 (1986)
70 games.....	49-21 (1986)	150 games.....	98-52 (1986)
80 games.....	55-25 (1986)	FINAL.....	108-54 (1986)



2021

OVERALL..... **2-4**
 AT MILWAUKEE..... **0-3**
 AT NEW YORK..... **2-1**

OVERALL

OVERALL..... **80-73**
 AT MILWAUKEE..... **38-37**
 AT NEW YORK..... **42-36**



STADIUM:

American Family Field
 (41,900)

YEAR OPENED:

2001

ADDRESS:

One Brewers Way
 Milwaukee, WI 53214

PHONE:

(414) 902-4400

ALL-TIME SERIES RESULTS VS. MILWAUKEE

Year	Home	Road	Total	Year	Home	Road	Total	Year	Home	Road	Total
1998	3-0	5-1	8-1	2006	2-1	1-2	3-3	2014	1-2	2-2	3-4
1999	2-2	3-0	5-2	2007	2-1	2-1	4-2	2015	2-1	1-2	3-3
2000	5-1	2-1	7-2	2008	1-2	3-0	4-2	2016	3-0	2-2	5-2
2001	3-0	0-3	3-3	2009	2-1	1-2	3-3	2017	2-2	0-3	2-5
2002	3-0	2-1	5-1	2010	1-3	1-2	2-5	2018	2-1	1-3	3-4
2003	1-5	2-1	3-6	2011	0-3	2-1	2-4	2019	1-2	0-3	1-5
2004	1-2	3-0	4-2	2012	1-1	1-2	2-3	2021	2-1	0-3	2-4
2005	1-2	2-1	3-3	2013	1-3	2-1	3-4				

*Milwaukee moved to the National League in 1998.

SERIES RECORDS

Longest Winning Streak, Mets..... 9, 5/4/99-6/16/00
 Longest Winning Streak, Brewers..... 5, two times, last, 5/25/18-4/27/19
 Largest Margin of Victory, Mets..... 13, 5/16/15 (Mets-14, Brewers-1 at New York)
 Largest Margin of Victory, Brewers..... 9, 5/12/07 (Brewers-12, Mets-3 at New York)
 Most Runs Scored, Mets..... 14, 5/16/15 (Mets-14, Brewers-1 at New York)
 Most Runs Scored, Brewers..... 17, 5/26/18 (Brewers-17, Mets-6 at Milwaukee)
 Most Runs Scored, Both Teams..... 23, 5/26/18 (Brewers-17, Mets-6 at Milwaukee)
 Longest Game, Innings..... 18 innings, 5/4/19 (Brewers-4, Mets-3 at Milwaukee)
 Shutouts By..... Mets: 10, Brewers: 5

SERIES SWEEPS

Last Two-Game Sweep, Brewers..... At New York: 6/5/03 (Doubleheader)
 Last Three-Game Sweep, Mets..... At New York: 5/20/16-5/22/16. At Milwaukee: 9/1/08-9/3/08
 Last Three-Game Sweep, Brewers..... At New York: 8/19/11-8/21/11. At Milwaukee: 9/24/21-9/26/21

BIGGEST COMEBACKS

Deficit	Date	Opponent	Score	Deficit	Date	Opponent	Score
8 runs	9/2/72	at Houston	11-8	6 runs	7/13/97	at Atlanta	7-6 (10)
7 runs	6/30/00	vs. Atlanta	11-8	6 runs	4/1/96	vs. St. Louis	7-6
7 runs	6/2/11	vs. Pittsburgh	9-8	6 runs	6/14/80	vs. San Francisco	7-6
6 runs	7/18/21	at Pittsburgh	7-6	6 runs	6/5/78	vs. Los Angeles	9-8
6 runs	5/5/17	vs. Miami	8-7	6 runs	9/14/78	vs. Montreal	7-6
6 runs	7/4/16	vs. Miami	8-6	6 runs	7/20/75	vs. Houston	10-9
6 runs	9/8/15	at Washington	8-7	6 runs	9/23/75	at Chicago	8-6
6 runs	8/22/06	vs. St. Louis	8-7	6 runs	7/17/73	at Atlanta	8-7
6 runs	6/13/01	at Baltimore	7-6 (10)	6 runs	5/7/72	vs. San Diego	8-6
6 runs	5/15/99	at Philadelphia	9-7	6 runs	8/17/66	vs. Pittsburgh	8-7
6 runs	9/13/97	vs. Montreal	9-6 (11)	6 runs	4/23/65	at San Francisco	9-8



2021

OVERALL..... **9-10**
 AT PHILADELPHIA..... **3-6**
 AT NEW YORK..... **6-4**

OVERALL

OVERALL..... **499-536**
 AT PHILADELPHIA... **245-274**
 AT NEW YORK..... **254-262**



STADIUM:
 Citizens Bank Park (43,651)

YEAR OPENED:
 2004

ADDRESS:
 1 Citizens Bank Way
 Philadelphia, PA 19148

PHONE:
 (215) 463-6000

ALL-TIME SERIES RESULTS VS. PHILADELPHIA

Year	Home	Road	Total	Year	Home	Road	Total	Year	Home	Road	Total
1962	2-7	2-7	4-14	1982	5-4	2-7	7-11	2002	3-6	6-4	9-10
1963	6-3	2-7	8-10	1983	4-5	2-7	6-12	2003	3-7	4-5	7-12
1964	2-7	1-8	3-15	1984	7-2	3-6	10-8	2004	3-6	5-5	8-11
1965	3-6	4-5	7-11	1985	7-2	4-5	11-7	2005	6-4	5-3	11-7
1966	1-8	6-3	7-11	1986	6-3	2-7	8-10	2006	6-3	5-5	11-8
1967	1-8	3-6	4-14	1987	8-1	5-4	13-5	2007	2-7	4-5	6-12
1968	3-6	5-4	8-10	1988	6-3	4-5	10-8	2008	5-4	6-3	11-7
1969	5-4	7-2	12-6	1989	6-3	6-3	12-6	2009	4-5	2-7	6-12
1970	6-3	7-2	13-5	1990	6-3	4-5	10-8	2010	5-4	4-5	9-9
1971	7-2	6-3	13-5	1991	5-4	6-3	11-7	2011	4-5	3-6	7-11
1972	5-4	8-1	13-5	1992	3-6	3-6	6-12	2012	3-6	7-2	10-8
1973	6-3	3-6	9-9	1993	1-6	2-4	3-10	2013	4-6	6-3	10-9
1974	4-5	3-6	7-11	1994	2-1	2-5	4-6	2014	5-4	8-2	13-6
1975	4-5	3-6	7-11	1995	3-4	4-2	7-6	2015	8-1	6-4	14-5
1976	3-6	2-7	5-13	1996	4-2	3-4	7-6	2016	6-4	6-3	12-7
1977	4-5	1-8	5-13	1997	4-2	3-3	7-5	2017	5-4	7-3	12-7
1978	3-6	3-6	6-12	1998	3-3	5-1	8-4	2018	6-3	5-5	11-8
1979	2-7	3-6	5-13	1999	4-2	2-4	6-6	2019	4-5	3-7	7-12
1980	1-8	5-4	6-12	2000	2-4	4-3	6-7	2020	2-2	2-4	4-6
1981	5-4	2-3	7-7	2001	5-5	6-3	11-8	2021	6-4	3-6	9-10

SERIES RECORDS

Longest Winning Streak, Mets..... 10, two times, last, 5/9/15-8/31/15
 Longest Winning Streak, Phillies..... 10, 6/29/80-9/25/80
 Largest Margin of Victory, Mets..... 20, 8/16/18 (G1) (Mets-24, Phillies-4 at Philadelphia)
 Largest Margin of Victory, Phillies..... 19, 6/11/85 (Phillies-26, Mets-7 at Philadelphia)
 Most Runs Scored, Mets..... 24, 8/16/18 (G1) (Mets-24, Phillies-4 at Philadelphia)
 Most Runs Scored, Phillies..... 26, 6/11/85 (Phillies-26, Mets-7 at Philadelphia)
 Most Runs Scored, Both Teams..... 33, 6/11/85 (Phillies-26, Mets-7 at Philadelphia)
 Longest Game, Innings..... 18 innings, two times, last, 8/1/72 (G1) (Mets-3, Phillies-2 at New York)
 Shutouts By..... Mets: 81, Phillies: 69

SERIES SWEEP

Last Two-Game Sweep, Mets..... At New York: 4/3/18-4/4/18. At Philadelphia: 7/21/03-7/22/03
 Last Two-Game Sweep, Phillies..... At New York: 8/14/92-8/15/92. At Philadelphia: 4/12/83-4/13/83
 Last Three-Game Sweep, Mets..... At New York: 4/13/21-4/14/21. At Philadelphia: 4/10/17-4/12/17
 Last Three-Game Sweep, Phillies..... At New York: 4/26/13-4/28/13. At Philadelphia: 8/6/21-8/8/21
 Last Four-Game Sweep, Mets..... At New York: None. At Philadelphia: 8/24/15-8/27/15
 Last Four-Game Sweep, Phillies..... At New York: 6/19/95-6/22/95. At Philadelphia: 6/24/19-6/27/19
 Last Five-Game Sweep, Phillies..... At New York: 8/14/80-8/17/80. At Philadelphia: 6/25/82-6/27/82



2021

OVERALL..... **3-4**
 AT PITTSBURGH..... **1-2**
 AT NEW YORK..... **2-2**

OVERALL

OVERALL..... **363-394-2**
 AT PITTSBURGH... **168-206-1**
 AT NEW YORK..... **195-188-1**



STADIUM:
 PNC Park (38,362)
YEAR OPENED:
 2001
ADDRESS:
 115 Federal Street
 Pittsburgh, PA 15212
PHONE:
 (412) 323-5000

ALL-TIME SERIES RESULTS VS. PITTSBURGH

Year	Home	Road	Total	Year	Home	Road	Total	Year	Home	Road	Total
1962	1-8	1-8	2-16	1982	4-5	4-5	8-10	2002	1-2	0-2	1-4
1963	3-6	1-8	4-14	1983	5-4	4-5	9-9	2003	2-1	2-1	4-2
1964	4-5	2-7	6-12	1984	5-4	7-2	12-6	2004	0-3	1-2	1-5
1965	1-8	3-6	4-14	1985	5-4	5-4	10-8	2005	2-1	1-2	3-3
1966	4-5	1-8	5-13	1986	9-0	8-1	17-1	2006	5-1	0-3	5-4
1967	7-2	4-5	11-7	1987	7-2	5-4	12-6	2007	2-1	2-1	4-2
1968	4-5	5-4	9-9	1988	6-3	6-3	12-6	2008	1-2	3-1	4-3
1969	4-5	6-3	10-8	1989	4-5	5-4	9-9	2009	3-0	1-3	4-3
1970	3-6	3-6	6-12	1990	6-3	4-5	10-8	2010	4-0	2-1	6-1
1971	5-4	5-4	10-8	1991	4-5	2-7	6-12	2011	2-2	2-2	4-4
1972	5-3	3-3	8-6	1992	3-6	1-8	4-14	2012	3-1	2-1	5-2
1973	7-2	6-3	13-5	1993	2-4	2-5	4-9	2013	1-3	1-2	2-5
1974	3-6	4-5	7-11	1994	0-3	4-2	4-5	2014	2-1	1-3	3-4
1975	1-8	4-5	5-13	1995	3-1	1-2	4-3	2015	0-3	0-3	0-6
1976	4-5	6-3	10-8	1996	4-3	4-2	8-5	2016	2-1	1-2	3-3
1977	3-6	1-8	4-14	1997	5-1	2-3	7-4	2017	1-2	2-1	3-3
1978	4-5	3-6	7-11	1998	4-2	0-3	4-5	2018	1-2	2-2	3-4
1979	3-6-1	5-4	8-10-1	1999	5-1	2-1	7-2	2019	3-0	2-1	5-1
1980	6-3	4-5	10-8	2000	3-0	4-2	7-2	2021	2-2	1-2	3-4
1981	1-4	2-2-1	3-6-1	2001	1-2	3-0	4-2				

SERIES RECORDS

Longest Winning Streak, Mets..... 15, 6/6/86-4/9/87
 Longest Winning Streak, Pirates..... 9, 6/29/14-6/7/16
 Largest Margin of Victory, Mets..... 16, 4/17/76 (Mets-17, Pirates-1 at Pittsburgh)
 Largest Margin of Victory, Pirates..... 17, 9/26/92 (Pirates-19, Mets-2 at Pittsburgh)
 Most Runs Scored, Mets..... 17, 4/17/76 (Mets-17, Pirates-1 at Pittsburgh)
 Most Runs Scored, Pirates..... 19, 9/26/92 (Pirates-19, Mets-2 at Pittsburgh)
 Most Runs Scored, Both Teams 22, 8/1/96 (Pirates-13, Mets-9 at New York)
 Longest Game, Innings..... 18 innings, 4/28/85 (Mets-5, Pirates-4 at New York)
 Shutouts By..... Mets: 63, Pirates: 63

SERIES SWEEPS

Last Two-Game Sweep, Mets..... At New York: 5/3/06-5/4/06. At Pittsburgh: 6/27/79-6/28/79
 Last Two-Game Sweep, Pirates..... At New York: 4/5/96-4/6/96. At Pittsburgh: 9/24/02-9/25/02
 Last Three-Game Sweep, Mets..... At New York: 7/26/19-7/28/19. At Pittsburgh: 9/17/01-9/19/01
 Last Three-Game Sweep, Pirates..... At New York: 8/14/15-8/16/15. At Pittsburgh: 5/22/15-5/24/15
 Last Four-Game Sweep, Mets..... At New York: 9/13/10-9/16/10. At Pittsburgh: None
 Last Four-Game Sweep, Pirates..... At New York: 5/28/65-5/30/65. At Pittsburgh: 6/17/93-6/20/93



2021

OVERALL **2-5**
 AT ST. LOUIS **2-2**
 AT NEW YORK **0-3**

OVERALL

OVERALL **356-403**
 AT ST. LOUIS **178-205**
 AT NEW YORK **178-198**

POSTSEASON

OVERALL **7-5**



STADIUM:
 Busch Stadium (43,975)

YEAR OPENED:
 2006

ADDRESS:
 700 Clark St.
 St. Louis, MO 63102

PHONE:
 (314) 345-9600

ALL-TIME SERIES RESULTS VS. ST. LOUIS

Year	Home	Road	Total	Year	Home	Road	Total	Year	Home	Road	Total
1962	2-7	3-6	5-13	1982	1-8	5-4	6-12	2002	2-1	1-2	3-3
1963	4-5	1-8	5-13	1983	5-4	1-8	6-12	2003	1-2	0-3	1-5
1964	4-5	3-6	7-11	1984	4-5	3-6	7-11	2004	1-2	0-3	1-5
1965	4-5	1-8	5-13	1985	5-4	3-6	8-10	2005	1-2	1-3	2-5
1966	2-7	5-4	7-11	1986	4-5	8-1	12-6	2006	3-0	1-2	4-2
1967	2-7	5-4	7-11	1987	4-5	5-4	9-9	2007	2-2	3-0	5-2
1968	1-8	5-4	6-12	1988	9-0	5-4	14-4	2008	2-2	2-1	4-3
1969	6-4	6-2	12-6	1989	6-3	4-5	10-8	2009	4-2	0-3	4-5
1970	6-3	6-3	12-6	1990	7-2	5-4	12-6	2010	2-1	1-2	3-3
1971	4-5	6-3	10-8	1991	5-4	2-7	7-11	2011	2-1	1-2	3-3
1972	3-4	4-5	7-9	1992	5-4	4-5	9-9	2012	3-1	1-2	4-3
1973	5-4	5-4	10-8	1993	3-4	2-4	5-8	2013	1-2	1-3	2-5
1974	2-7	4-5	6-12	1994	0-2	6-1	6-3	2014	3-1	1-2	4-3
1975	5-4	4-5	9-9	1995	2-1	1-3	3-4	2015	2-2	1-2	3-4
1976	4-5	5-4	9-9	1996	3-3	2-4	5-7	2016	1-2	2-1	3-3
1977	2-5	6-5	8-10	1997	4-1	5-1	9-2	2017	2-2	1-2	3-4
1978	2-7	5-4	7-11	1998	4-2	2-1	6-3	2018	2-1	1-2	3-3
1979	1-8	6-3	7-11	1999	2-1	3-1	5-2	2019	1-3	1-2	2-5
1980	4-5	5-4	9-9	2000	3-0	3-3	6-3	2021	0-3	2-2	2-5
1981	4-1	2-4	6-5	2001	0-3	1-2	1-5				

SERIES RECORDS

Longest Winning Streak, Mets 8, 4/24/86-8/14/86
 Longest Winning Streak, Cardinals 10, two times, last, 9/17/82-6/20/83
 Largest Margin of Victory, Mets 13, two times, last, 9/24/88 (Mets-14, Cardinals-1 at St. Louis)
 Largest Margin of Victory, Cardinals 14, 7/8/62 (Cardinals-15, Mets-1 at New York)
 Most Runs Scored, Mets 15, 10/3/64 (Mets-15, Cardinals-5 at St. Louis)
 Most Runs Scored, Cardinals 15, four times, last, 4/8/92 (Cardinals-15, Mets-7 at St. Louis)
 Most Runs Scored, Both Teams 22, two times, last, 4/8/92 (Cardinals-15, Mets-7 at St. Louis)
 Longest Game, Innings 25 innings, 9/11/74 (Cardinals-4, Mets-3 at New York)
 Shutouts By Mets: 52. Cardinals: 56

SERIES RECORDS

Last Two-Game Sweep, Mets At New York: 5/7/98-5/8/98. At St. Louis: 4/11/73-4/12/73
 Last Two-Game Sweep, Cardinals At New York: 6/27/94-6/28/94. At St. Louis: 7/25/95-7/26/95
 Last Three-Game Sweep, Mets At New York: 8/22/06-8/24/06. At St. Louis: 4/1/07-4/4/07
 Last Three-Game Sweep, Cardinals At New York: 9/13/21-9/15/21. At St. Louis: 4/21/09-4/23/09
 Last Four-Game Sweep, Mets At New York: None. At St. Louis: 4/24/86-4/27/86
 Last Four-Game Sweep, Cardinals At New York: 8/7/79-8/9/79. At St. Louis: None
 Last Five-Game Sweep, Cardinals At New York: 9/17/82-9/19/82. At St. Louis: None




2021

OVERALL **4-3**
 AT SAN DIEGO **2-2**
 AT NEW YORK **2-1**

OVERALL

OVERALL **249-253**
 AT SAN DIEGO **115-137**
 AT NEW YORK **133-114**
 AT MEXICO **1-2**



STADIUM:
 Petco Park (42,524)
YEAR OPENED:
 2004
ADDRESS:
 100 Park Boulevard
 San Diego, CA 92101
PHONE:
 (619) 795-5000

ALL-TIME SERIES RESULTS VS. SAN DIEGO

Year	Home	Road	Total	Year	Home	Road	Total	Year	Home	Road	Total
1969	5-1	6-0	11-1	1987	3-3	5-1	8-4	2005	3-0	1-2	4-2
1970	3-3	3-3	6-6	1988	3-3	4-2	7-5	2006	3-0	2-2	5-2
1971	4-2	3-3	7-5	1989	4-2	1-5	5-7	2007	1-2	1-2	2-4
1972	2-4	5-1	7-5	1990	3-3	2-4	5-7	2008	2-1	0-4	2-5
1973	6-0	2-4	8-4	1991	4-2	3-3	7-5	2009	1-2	1-3	2-5
1974	3-3	3-3	6-6	1992	2-4	2-4	4-8	2010	2-1	1-3	3-4
1975	3-3	5-1	8-4	1993	2-4	3-3	5-7	2011	2-2	2-1	4-3
1976	4-2	3-3	7-5	1994	3-3	3-3	6-6	2012	3-1	1-2	4-3
1977	2-4	4-2	6-6	1995	5-2	1-5	6-7	2013	2-1	2-2	4-3
1978	2-4	3-3	5-7	1996	1-5	2-5	3-10	2014	2-1	1-2	3-3
1979	2-4	2-4	4-8	1997	3-2	2-4	5-6	2015	1-2	1-2	2-4
1980	1-5	0-6	1-11	1998	2-1	2-4	4-5	2016	2-1	2-2	4-3
1981	2-2	0-3	2-5	1999	5-1	2-1	7-2	2017	1-2	2-2	3-4
1982	4-2	2-4	6-6	2000	1-2	2-4	3-6	2018	2-1	2-1	4-2
1983	4-2	2-4	6-6	2001	1-2	0-3	1-5	2019	2-1	1-2	3-3
1984	4-2	2-4	6-6	2002	0-3	3-1	3-4	2021	2-1	2-2	4-3
1985	2-4	5-1	7-5	2003	2-1	1-2	3-3				
1986	5-1	5-1	10-2	2004	0-4	1-2	1-6				

SERIES RECORDS

Longest Winning Streak, Mets 11, 5/28/69-8/27/69
 Longest Winning Streak, Padres 9, 6/16/80-5/1/81
 Largest Margin of Victory, Mets 12, two times, last, 4/29/18 (Mets-14, Padres-2 at San Diego)
 Largest Margin of Victory, Padres 15, 8/26/00 (Padres-16, Mets-1 at San Diego)
 Most Runs Scored, Mets 14, 4/29/18 (Mets-14, Padres-2 at San Diego)
 Most Runs Scored, Padres 18, 5/31/10 (Padres-18, Mets-6 at San Diego)
 Most Runs Scored, Both Teams 25, 8/1/96 (Padres-15, Mets-10 at San Diego)
 Longest Game, Innings 18 innings, 8/26/80 (Padres-8, Mets-6 at New York)
 Shutouts By Mets: 39, Padres: 42

SERIES SWEEPS

Last Two-Game Sweep, Mets At New York: 8/28/90-8/29/90. At San Diego: 8/21/76-8/22/76
 Last Two-Game Sweep, Padres At New York: 5/20/85-5/22/85. At San Diego: 8/22/92-8/23/92
 Last Three-Game Sweep, Mets At New York: 8/8/06-8/10/06. At San Diego: 8/31/87-9/2/87
 Last Three-Game Sweep, Padres At New York: 8/13/02-8/15/02. At San Diego: 8/14/01-8/16/01
 Last Four-Game Sweep, Mets At New York: 8/16/69-8/17/69. At San Diego: 5/16/88-5/19/88
 Last Four-Game Sweep, Padres At New York: 8/23/04-8/26/04. At San Diego: 6/5/08-6/8/08

SAN FRANCISCO GIANTS [NL WEST]

2021 RECORD: 107-55 (1st Place, NL West)

2022 MANAGER: Gabe Kapler



2021

OVERALL.....1-5
 AT SAN FRANCISCO.....1-2
 AT NEW YORK.....0-3

OVERALL

OVERALL.....288-336
 AT SAN FRANCISCO...136-177
 AT NEW YORK.....152-159

POSTSEASON

OVERALL.....3-2



STADIUM:
 Oracle Park (41,915)
YEAR OPENED:
 2000
ADDRESS:
 24 Willie Mays Plaza
 San Francisco, CA 94107
PHONE:
 (415) 972-2000

ALL-TIME SERIES RESULTS VS. SAN FRANCISCO

Year	Home	Road	Total	Year	Home	Road	Total	Year	Home	Road	Total
1962	2-7	2-7	4-14	1982	2-4	2-4	4-8	2002	0-3	0-3	0-6
1963	4-5	2-7	6-12	1983	2-4	3-3	5-7	2003	2-0	2-2	4-2
1964	3-6	4-5	7-11	1984	1-5	3-3	4-8	2004	3-0	1-2	4-2
1965	2-7	3-6	5-13	1985	4-2	4-2	8-4	2005	2-1	1-2	3-3
1966	4-5	5-4	9-9	1986	3-3	4-2	7-5	2006	1-2	2-1	3-3
1967	3-6	2-7	5-13	1987	4-2	5-1	9-3	2007	2-1	2-1	4-2
1968	4-5	3-6	7-11	1988	3-3	1-5	4-8	2008	3-0	2-1	5-1
1969	5-1	3-3	8-4	1989	2-4	1-5	3-9	2009	2-2	3-1	5-3
1970	3-3	3-3	6-6	1990	5-1	2-4	7-5	2010	2-1	1-3	3-4
1971	2-4	2-4	4-8	1991	4-2	2-4	6-6	2011	1-2	1-2	2-4
1972	4-2	4-2	8-4	1992	5-1	5-1	10-2	2012	1-3	3-1	4-4
1973	3-3	2-4	5-7	1993	2-4	2-4	4-8	2013	1-2	3-0	4-2
1974	3-3	3-3	6-6	1994	2-4	4-2	6-6	2014	1-3	0-3	1-6
1975	5-1	3-3	8-4	1995	2-4	3-4	5-8	2015	1-2	2-1	3-3
1976	3-3	4-2	7-5	1996	4-2	2-4	6-6	2016	2-1	2-2	4-3
1977	4-2	3-3	7-5	1997	1-5	2-3	3-8	2017	2-1	3-0	5-1
1978	1-5	2-4	3-9	1998	2-1	2-4	4-5	2018	2-2	2-1	4-3
1979	5-1	3-3	8-4	1999	5-1	2-1	7-2	2021	0-3	1-2	1-5
1980	2-4	1-5	3-9	2000	3-1	0-4	3-5				
1981	1-2	1-2	2-4	2001	3-1	0-3	3-4				

SERIES RECORDS

Longest Winning Streak, Mets..... 8, two times, last, 6/3/08-5/16/09
 Longest Winning Streak, Giants..... 9, two times, last, 8/27/01-5/16/03
 Largest Margin of Victory, Mets.....13, 6/1/92 (Mets-14, Giants-1 at New York)
 Largest Margin of Victory, Giants..... 13, 5/4/63 (Giants-17, Mets-4 at New York)
 Most Runs Scored, Mets..... 15, 8/27/97 (Mets-15, Giants-6 at New York)
 Most Runs Scored, Giants.....17, 5/4/63 (Giants-17, Mets-4 at New York)
 Most Runs Scored, Both Teams.....23, 8/21/96 (Giants-12, Mets-11 at San Francisco)
 Longest Game, Innings.....23 innings, 5/31/64 (G2) (Giants-8, Mets-6 at New York)
 Shutouts By.....Mets: 46, Giants: 52

SERIES SWEEPS

Last Two-Game Sweep, Mets.....At New York: 8/12/03-8/13/03. At San Francisco: 5/29/85-5/30/85
 Last Two-Game Sweep, Giants.....At New York: 5/22/84-5/24/84. At San Francisco: 4/28/93-4/29/93
 Last Three-Game Sweep, Mets.....At New York: 7/8/08-7/10/08. At San Francisco: 6/23/17-6/25/17
 Last Three-Game Sweep, Giants..... At New York: 8/24/21-8/26/21. At San Francisco: 6/6/14-6/8/14
 Last Four-Game Sweep, Mets.....At New York: 8/30/90-9/2/90. At San Francisco: None
 Last Four-Game Sweep, Giants.....At New York: 6/1/62-6/3/62. At San Francisco: 5/1/00-5/4/00

HISTORY

WASHINGTON NATIONALS (NL EAST)

2021 RECORD: 65-97 (5th Place, NL East)

2022 MANAGER: Dave Martinez



2021

OVERALL 11-8
 AT WASHINGTON 4-6
 AT NEW YORK 7-2

OVERALL

OVERALL 447-457
 AT WASHINGTON 80-72
 AT NEW YORK 230-228
 AT MONTREAL 135-152
 AT PUERTO RICO 2-5



STADIUM:
 Nationals Park (41,408)
YEAR OPENED:
 2008

ADDRESS:
 1500 South Capital St, SE
 Washington, DC 20003

PHONE:
 (202) 640-7000

ALL-TIME SERIES RESULTS VS. WASHINGTON

Year	Home	Road	Total	Year	Home	Road	Total	Year	Home	Road	Total
1969	7-2	6-3	13-5	1987	5-4	5-4	10-8	2005	4-5	7-3	11-8
1970	5-4	3-6	8-10	1988	7-2	5-4	12-6	2006	4-5	8-1	12-6
1971	4-5	5-4	9-9	1989	7-2	2-7	9-9	2007	3-6	6-3	9-9
1972	6-3	6-3	12-6	1990	4-5	6-3	10-8	2008	6-3	6-3	12-6
1973	4-5	5-4	9-9	1991	8-3	6-1	14-4	2009	7-2	3-6	10-8
1974	6-3	3-6	9-9	1992	3-6	3-6	6-12	2010	4-5	5-4	9-9
1975	5-4	3-6	8-10	1993	2-4	2-5	4-9	2011	3-6	5-4	8-10
1976	6-4	4-4	10-8	1994	1-3	2-1	3-4	2012	1-8	3-6	4-14
1977	4-5	4-5	8-10	1995	2-4	4-3	6-7	2013	3-7	4-5	7-12
1978	5-4	5-4	10-8	1996	3-4	3-3	6-7	2014	1-9	3-6	4-15
1979	1-8	2-7	3-15	1997	4-2	3-3	7-5	2015	5-5	6-3	11-8
1980	5-5	3-5	8-10	1998	2-4	2-4	4-8	2016	4-6	3-6	7-12
1981	2-4	1-5	3-9	1999	3-4	5-1	8-5	2017	2-8	4-5	6-13
1982	3-6	4-5	7-11	2000	6-0	3-3	9-3	2018	5-5	6-3	11-8
1983	7-2	3-6	10-8	2001	6-4	5-4	11-8	2019	7-3	5-4	12-7
1984	6-3	5-4	11-7	2002	5-4	3-7	8-11	2020	2-2	2-4	4-6
1985	5-4	4-5	9-9	2003	4-6	1-8	5-14	2021	7-2	4-6	11-8
1986	5-4	5-4	10-8	2004	4-5	6-4	10-9				

Montreal Expos: 1969-2004

Washington Nationals: 2005-present

SERIES RECORDS

Longest Winning Streak, Mets 9, 4/20/91-7/4/91
 Longest Winning Streak, Expos/Nationals 10, 8/10/79-4/15/80
 Largest Margin of Victory, Mets 13, 9/20/06 (Mets-13, Nationals-0 at Washington)
 Largest Margin of Victory, Expos/Nationals 21, 7/31/18 (Nationals-25, Mets-4 at Washington)
 Most Runs Scored, Mets 14, 8/8/85 (Mets-14, Expos-7 at Montreal)
 Most Runs Scored, Expos/Nationals 25, 7/31/18 (Nationals-25, Mets-4 at Washington)
 Most Runs Scored, Both Teams 29, two times, last, 7/31/18 (Nationals-25, Mets-4 at Washington)
 Longest Game, Innings 18 innings, 9/16/75 (Mets-4, Expos-3 at New York)
 Shutouts By Mets: 72, Expos/Nationals: 59

SERIES SWEEPS

Last Two-Game Sweep, Mets At New York: 5/18/11-5/19/11. At Montreal: 7/21/99-7/22/99
 Last Two-Game Sweep, Expos/Nationals At New York: 9/22/98-9/23/98. At Washington: 7/31/18-8/1/18
 Last Three-Game Sweep, Mets At New York: 8/10/21-8/12/21. At Washington: 4/5/18-4/8/18
 Last Three-Game Sweep, Expos/Nationals At New York: 4/21/17-4/23/17. At Washington: 6/27/16-6/29/16
 Last Four-Game Sweep, Mets At New York: 5/20/19-5/23/19. At Montreal: 7/1/91-7/4/91
 Last Four Game Sweep, Expos/Nationals At New York: 9/9/13-9/12/13. At Montreal: 4/11/03-4/14/03 (at San Juan)

PRE-GAME TIME TABLE

Game Time	1:10	4:10	7:10	8:10
Mets BP	10:40-11:40	1:40-2:40	4:40-5:40	5:40-6:40
Visitors BP	11:40-12:30	2:40-3:30	5:40-6:30	6:40-7:30
Grounds Crew	12:30	3:30	6:30	7:30

BALTIMORE ORIOLES [AL EAST]

2021 RECORD: 52-110 (5th Place, AL East)

2022 MANAGER: Brandon Hyde



2021

OVERALL **3-1**
 AT BALTIMORE **1-1**
 AT NEW YORK **2-0**

OVERALL

OVERALL **28-16**
 AT BALTIMORE **15-10**
 AT NEW YORK **13-6**

POSTSEASON

OVERALL **4-1**



STADIUM:

Oriole Park at Camden Yards
(45,971)

YEAR OPENED:

1992

ADDRESS:

333 West Camden St.
Baltimore, MD 21201

PHONE:

(410) 685-9800

ALL-TIME SERIES RESULTS VS. BALTIMORE

Year	Home	Road	Total	Year	Home	Road	Total	Year	Home	Road	Total
1997	0-0	2-1	2-1	2006	1-2	0-0	1-2	2018	0-2	1-1	1-3
1998	2-0	1-1	3-1	2009	0-0	1-2	1-2	2020	1-1	1-1	2-2
1999	0-0	2-1	2-1	2010	0-0	3-0	3-0	2021	2-0	1-1	3-1
2000	2-1	0-0	2-1	2012	3-0	0-0	3-0				
2001	0-0	2-1	2-1	2015	2-0	1-1	3-1				

SERIES RECORDS

Longest Winning Streak, Mets

9 games, 6/11/10-8/18/15

Longest Winning Streak, Orioles

4 games, 8/19/15-8/14/18

Longest Game, Innings

12 innings, 8/29/97 (3-4 at Baltimore)

Most Runs Scored, Mets

16, 8/15/18 (16-5 at Baltimore)

Most Runs Scored, Orioles

11, 9/8/20 (11-2 at New York)

Most Runs Scored, Both Teams

19, 8/30/97 (13-6 at Baltimore)

LAST SERIES SWEEP

2-Game Sweep, Mets

at New York:5/11/21-5/12/21
 at Baltimore:None

2-Game Sweep, Orioles

at New York:6/5/18-6/6/18
 at Baltimore:None

3-Game Sweep, Mets

at New York:6/18/12-6/20/12
 at Baltimore:6/11/10-6/13/10

BOSTON RED SOX [AL EAST]

2021 RECORD: 92-70 (Tied 2nd Place, AL East | 1st Wild Card)

2022 MANAGER: Alex Cora



2021

OVERALL **0-4**
 AT BOSTON **0-2**
 AT NEW YORK **0-2**

OVERALL

OVERALL **14-21**
 AT BOSTON **8-11**
 AT NEW YORK **6-10**

POSTSEASON

OVERALL **4-3**



STADIUM:

Fenway Park (37,499)

YEAR OPENED:

1912

ADDRESS:

4 Yawkey Way
Boston, MA 02215

PHONE:

(617) 226-6000

ALL-TIME SERIES RESULTS VS. BOSTON

Year	Home	Road	Total	Year	Home	Road	Total	Year	Home	Road	Total
1997	1-2	0-0	1-2	2001	2-1	0-0	2-1	2020	0-2	2-0	2-2
1998	0-0	2-1	2-1	2006	0-0	0-3	0-3	2021	0-2	0-2	0-4
1999	2-1	0-0	2-1	2015	1-2	0-0	1-2				
2000	0-0	1-2	1-2	2018	0-0	1-2	1-2				

SERIES RECORDS

Longest Winning Streak, Mets

2 games, 5x, last, 7/27/20-7/28/20

Longest Winning Streak, Red Sox

6 games, 7/29/20-present

Longest Game, Innings

12 innings, 6/11/99 (2-3 at New York)

Most Runs Scored, Mets

9, 6/5/98 (9-2 at Boston)

Most Runs Scored, Red Sox

12, 2x, last, 9/22/21 (5-12 at Boston)

Most Runs Scored, Both Teams

17, 2x, last, 9/22/21 (5-12 at Boston)

LAST SERIES SWEEP

2-Game Sweep, Red Sox

at New York:4/27/21-4/28/21
 at Boston:9/21/21-9/22/21

2-Game Sweep, Mets

at New York:None
 at Boston:7/27/20-7/28/20

3-Game Sweep, Red Sox

at New York:None
 at Boston:6/27/06-6/29/06

CHICAGO WHITE SOX [AL CENTRAL]

2021 RECORD: 93-69 (1st Place, AL Central)

2022 MANAGER: Tony La Russa



2021

OVERALL 0-0
 AT CHICAGO 0-0
 AT NEW YORK 0-0

OVERALL

OVERALL 7-6
 AT CHICAGO 5-3
 AT NEW YORK 2-3



STADIUM:
 Guaranteed Rate Field
 (40,615)

YEAR OPENED:
 1991

ADDRESS:
 333 W. 35th St.
 Chicago, IL 60616

PHONE:
 (312) 674-1000

ALL-TIME SERIES RESULTS VS. CHICAGO

Year	Home	Road	Total	Year	Home	Road	Total
2002	0-0	1-2	1-2	2016	1-2	0-0	1-2
2013	1-1	1-1	2-2	2019	0-0	3-0	3-0

SERIES RECORDS

Longest Winning Streak, Mets

3 games, 7/30/19-present

Longest Winning Streak, White Sox

2 games, 3x, last, 5/31/16-6/1/19

Longest Game, Innings

13 innings, 6/1/16 (1-2 at New York)

Most Runs Scored, Mets

8, 6/11/02 (8-10 at Chicago)

Most Runs Scored, White Sox

10, 6/11/02 (8-10 at Chicago)

Most Runs Scored, Both Teams

18, 6/11/02 (8-10 at Chicago)

LAST SERIES SWEEP

3-Game Sweep, Mets

at New York:None
 at Chicago:7/30/19-8/1/19

CLEVELAND GUARDIANS [AL CENTRAL]

2021 RECORD: 80-82 (2nd Place, AL Central)

2022 MANAGER: Terry Francona



2021

OVERALL 0-0
 AT CLEVELAND 0-0
 AT NEW YORK 0-0

OVERALL

OVERALL 13-5
 AT CLEVELAND 8-4
 AT NEW YORK 5-1



STADIUM:
 Progressive Field (42,404)

YEAR OPENED:
 1994

ADDRESS:
 2401 Ontario St.
 Cleveland, OH 44115

PHONE:
 (216) 420-4380

ALL-TIME SERIES RESULTS VS. CLEVELAND

Year	Home	Road	Total	Year	Home	Road	Total	Year	Home	Road	Total
2002	0-0	2-1	2-1	2010	0-0	3-0	3-0	2016	0-0	2-1	2-1
2004	2-1	0-0	2-1	2013	0-0	1-2	1-2	2019	3-0	0-0	3-0

SERIES RECORDS

Longest Winning Streak, Mets

4 games, 2x, last, 4/17/16-present

Longest Winning Streak, Indians

2 games, 9/6/13-9/7/13

Longest Game, Innings

10 innings, 8/21/19 (4-3 at New York)

Most Runs Scored, Mets

9, 8/20/19 (9-2 at New York)

Most Runs Scored, Indians

9, 2x, last, 9/7/13 (4-9 at Cleveland)

Most Runs Scored, Both Teams

14, 6/8/02 (8-6 at Cleveland)

LAST SERIES SWEEP

3-Game Sweep, Mets

at New York: 8/20/19-8/22/19
 at Cleveland:6/15/10-6/17/10



2021

OVERALL **0-0**
 AT DETROIT **0-0**
 AT NEW YORK **0-0**

OVERALL

OVERALL **11-13**
 AT DETROIT **4-8**
 AT NEW YORK **7-5**



STADIUM:
 Comerica Park (41,681)
YEAR OPENED:
 2000
ADDRESS:
 2100 Woodward Ave.
 Detroit, MI 48201
PHONE:
 (313) 471-2000

ALL-TIME SERIES RESULTS VS. DETROIT

Year	Home	Road	Total	Year	Home	Road	Total	Year	Home	Road	Total
1997	0-0	0-3	0-3	2010	2-1	0-0	2-1	2016	0-0	1-2	1-2
2004	3-0	0-0	3-0	2011	0-0	2-1	2-1	2019	2-1	0-0	2-1
2007	0-0	1-2	1-2	2013	0-3	0-0	0-3				

SERIES RECORDS

Longest Winning Streak, Mets 4, 6/18/04-6/8/07
 Longest Winning Streak, Tigers 6, 6/30/11-8/6/16
 Largest Margin of Victory, Mets 11, 6/28/11 (Mets-14, Tigers-3 at Detroit)
 Largest Margin of Victory, Tigers 14, 6/20/97 (Tigers-14, Mets-0 at Detroit)
 Most Runs Scored, Mets 16, 6/29/11 (Mets-16, Tigers-9 at Detroit)
 Most Runs Scored, Tigers 15, 6/10/07 (Tigers-15, Mets-7 at Detroit)
 Most Runs Scored, Both Teams 25, 6/29/11 (Mets-16, Tigers-9 at Detroit)
 Longest Game, Innings 13 innings, 5/25/19 (Mets-5, Tigers-4 at New York)
 Shutouts By Mets: 2, Tigers: 2

SERIES SWEEPS

Last Three-Game Sweep, Mets At New York: 6/18/04-6/20/04. At Detroit: None
 Last Three-Game Sweep, Tigers At New York: 8/23/13-8/25/13. At Detroit: 6/20/97-6/23/97

THREE HOME RUNS VS. METS

The following players have hit three home runs in a game against New York:

- Stan Musial (St. Louis) July 8, 1962 at Polo Grounds
- Willie McCovey (San Francisco) September 22, 1963 at San Francisco
- Willie McCovey (San Francisco) September 17, 1966 at San Francisco (10 Innings)
- Adolfo Phillips (Chicago-NL) June 11, 1967 at Chicago (Game Two)
- Billy Williams (Chicago-NL) September 10, 1968 at Chicago
- Dick Allen (Philadelphia) September 29, 1968 at Shea
- Pete Rose (Cincinnati) April 29, 1978 at Shea
- Dave Kingman (Chicago-NL) July 28, 1979 at Shea
- Karl "Tuffy" Rhodes (Chicago-NL) April 4, 1994 at Chicago
- Bobby Higginson (Detroit) June 30, 1997 at Detroit
- Luis Gonzalez (Arizona) May 10, 2004 at Arizona
- Cody Ross (Florida) September 11, 2006 at Florida
- Anthony Rendon (Washington) April 30, 2017 at Washington
- Corey Seager (Los Angeles-NL) June 20, 2017 at Los Angeles
- Kyle Schwarber (Washington) June 20, 2021 at Washington



STADIUM:
Minute Maid Park (40,981)

YEAR OPENED:
2000

ADDRESS:
PO Box 288
Houston, TX 77001

PHONE:
(713) 259-8000



2021

OVERALL **0-0**

AT HOUSTON **0-0**

AT NEW YORK **0-0**

OVERALL

OVERALL **260-312**

AT HOUSTON **108-179**

AT NEW YORK **152-133**

POSTSEASON

OVERALL **4-2**

ALL-TIME SERIES RESULTS VS. HOUSTON

Year	Home	Road	Total	Year	Home	Road	Total	Year	Home	Road	Total
1962	2-6	1-7	3-13	1980	3-3	1-5	4-8	1998	1-2	3-3	4-5
1963	3-6	2-7	5-13	1981	2-1	1-5	3-6	1999	3-3	2-1	5-4
1964	7-2	2-7	9-9	1982	2-4	2-4	4-8	2000	2-1	3-1	5-2
1965	2-7	2-7	4-14	1983	1-5	2-4	3-9	2001	2-1	1-2	3-3
1966	6-3	5-4	11-7	1984	3-3	5-1	8-4	2002	1-2	1-2	2-4
1967	6-3	1-8	7-11	1985	4-2	4-2	8-4	2003	2-1	2-1	4-2
1968	4-5	4-5	8-10	1986	5-1	2-4	7-5	2004	2-1	2-1	4-2
1969	2-4	0-6	2-10	1987	3-3	3-3	6-6	2005	4-2	1-3	5-5
1970	4-2	2-4	6-6	1988	5-1	2-4	7-5	2006	2-1	2-1	4-2
1971	4-2	3-3	7-5	1989	3-3	3-3	6-6	2007	3-0	2-2	5-2
1972	3-3	3-3	6-6	1990	5-1	2-4	7-5	2008	2-2	0-3	2-5
1973	2-4	4-2	6-6	1991	2-4	3-3	5-7	2009	3-0	2-1	5-1
1974	4-2	2-4	6-6	1992	4-2	3-3	7-5	2010	2-1	2-2	4-3
1975	5-1	3-3	8-4	1993	1-5	0-6	1-11	2011	1-2	2-1	3-3
1976	3-3	3-3	6-6	1994	2-1	1-2	3-3	2012	2-1	0-3	2-4
1977	4-2	2-4	6-6	1995	3-3	3-3	6-6	2014	2-1	0-0	2-1
1978	3-3	2-4	5-7	1996	2-4	2-4	4-8	2017	0-0	0-3	0-3
1979	2-4	1-5	3-9	1997	2-4	2-3	4-7				

Houston shifted from the National League to the American League in 2013.

SERIES RECORDS

Longest Winning Streak, Mets.....	7, 7/17/66-7/27/66
Longest Winning Streak, Astros.....	10, 5/23/69-5/29/70
Largest Margin of Victory, Mets.....	16, 8/30/99 (Mets-17, Astros-1 at Houston)
Largest Margin of Victory, Astros.....	13, two times, last, 7/30/02 (Astros-16, Mets-3 at New York)
Most Runs Scored, Mets.....	17, 8/30/99 (Mets-17, Astros-1 at Houston)
Most Runs Scored, Astros.....	16, three times, last, 7/30/02 (Astros-16, Mets-3 at New York)
Most Runs Scored, Both Teams.....	22, 5/6/73 (Astros-14, Mets-8 at New York)
Longest Game, Innings.....	24 innings, 4/15/68 (Astros-1, Mets-0 at Houston)
Shutouts By.....	Mets: 39, Astros: 47

SERIES SWEEPS

Last Two-Game Sweep, Mets.....	At New York: 7/3/90-7/4/90. At Houston: None
Last Two-Game Sweep, Astros.....	At New York: 4/16/96-4/17/96. At Houston: 4/28/98-4/29/98
Last Three-Game Sweep, Mets.....	At New York: 10/2/09-10/4/09. At Houston: 4/6/84-4/8/84
Last Three-Game Sweep, Astros.....	At New York: 4/9/93-4/11/93. At Houston: 9/2/17-9/3/17
Last Four-Game Sweep, Mets.....	At New York: 6/2/75-6/5/75. At Houston: None
Last Four-Game Sweep, Astros.....	At New York: 9/13/63-9/15/63. At Houston: 6/24/65-6/27/65

FOUR STRIKEOUTS IN AN INNING

Derek Wallace became the first Met pitcher ever to strike out four batters in an inning when he did it on September 13, 1996 vs. Atlanta...Mike Stanton joined Wallace on the list when he fanned four batters on August 23, 2004 at Milwaukee.

KANSAS CITY ROYALS [AL CENTRAL]

2021 RECORD: 74-88 (4th Place, AL Central)

2022 MANAGER: Mike Matheny



2021


OVERALL 0-0
 AT KANSAS CITY 0-0
 AT NEW YORK 0-0

OVERALL

OVERALL 9-7
 AT KANSAS CITY 4-4
 AT NEW YORK 5-3

POSTSEASON

OVERALL 1-4



STADIUM:

Kauffman Stadium (37,903)

YEAR OPENED:

1973

ADDRESS:

One Royal Way
 Kansas City, MO 64129

PHONE:

(816) 921-8000

ALL-TIME SERIES RESULTS VS. KANSAS CITY

Year	Home	Road	Total	Year	Home	Road	Total	Year	Home	Road	Total
2002	2-1	0-0	2-1	2013	1-2	0-0	1-2	2019	0-0	2-1	2-1
2004	0-0	1-2	1-2	2016	2-0	1-1	3-1				

SERIES RECORDS

Longest Winning Streak, Mets

3 games, 4/5/16-6/22/16

Longest Winning Streak, Royals

3 games, 8/3/13-4/3/16

Longest Game, Innings

12 innings, 8/3/13 (3-4 at New York)

Most Runs Scored, Mets

11, 8/18/19 (11-5 at Kansas City)

Most Runs Scored, Royals

7, 6/11/04 (5-7 at Kansas City)

Most Runs Scored, Both Teams

16, 8/18/19 (11-5 at Kansas City)

LAST SERIES SWEEP

2-Game Sweep, Mets

at New York: 6/21/16-6/22/16

at Kansas City: None

LOS ANGELES ANGELS OF ANAHEIM [AL WEST]

2021 RECORD: 77-85 (4th Place, AL West)

2022 MANAGER: Joe Maddon



2021

OVERALL 0-0
 AT LOS ANGELES 0-0
 AT NEW YORK 0-0

OVERALL

OVERALL 9-9
 AT LOS ANGELES 5-4
 AT NEW YORK 4-5



STADIUM:

Angel Stadium of Anaheim
 (45,389)

YEAR OPENED:

1966

ADDRESS:

2000 Gene Autry Way
 Anaheim, CA 92806

PHONE:

(714) 940-2000

ALL-TIME SERIES RESULTS VS. LOS ANGELES

Year	Home	Road	Total	Year	Home	Road	Total	Year	Home	Road	Total
2003	0-0	2-1	2-1	2008	0-0	2-1	2-1	2014	0-0	1-2	1-2
2005	1-2	0-0	1-2	2011	1-2	0-0	1-2	2017	2-1	0-0	2-1

SERIES RECORDS

Longest Winning Streak, Mets

2 games, 5/19/17-5/20/17

Longest Winning Streak, Angels

2 games, 6/19/11-4/11/14

Longest Game, Innings

13 innings, 4/12/14 (7-6 at Los Angeles)

Most Runs Scored, Mets

9, 6/16/08 (9-6 at Los Angeles)

Most Runs Scored, Angels

14, 4/13/14 (2-14 at Los Angeles)

Most Runs Scored, Both Teams

16, 2x, last, 4/13/14 (2-14 at Los Angeles)

LAST SERIES SWEEP

None



2021

OVERALL 0-0
 AT MINNESOTA 0-0
 AT NEW YORK 0-0

OVERALL

OVERALL 14-8
 AT MINNESOTA 5-3
 AT NEW YORK 9-5



STADIUM:
 Target Field (39,021)
YEAR OPENED:
 2010
ADDRESS:
 1 Twins Way
 Minneapolis, MN 55403
PHONE:
 (612) 659-3400

ALL-TIME SERIES RESULTS VS. MINNESOTA

Year	Home	Road	Total	Year	Home	Road	Total	Year	Home	Road	Total
2002	2-1	0-0	2-1	2010	2-1	0-0	2-1	2019	1-1	2-0	3-1
2004	0-0	0-3	0-3	2013	0-0	3-0	3-0				
2007	1-2	0-0	1-2	2016	3-0	0-0	3-0				

SERIES RECORDS

Longest Winning Streak, Mets 7, 6/27/10-9/18/16
 Longest Winning Streak, Twins 3, 6/8/04-6/10/04
 Largest Margin of Victory, Mets 11, 4/12/13 (Mets-16, Twins-5 at Minnesota)
 Largest Margin of Victory, Twins 9, 6/19/07 (Twins-9, Mets-0 at New York)
 Most Runs Scored, Mets 16, 4/12/13 (Mets-16, Twins-5 at Minnesota)
 Most Runs Scored, Twins 14, 4/9/19 (Twins-14, Mets-8 at New York)
 Most Runs Scored, Both Teams 22, 4/9/19 (Twins-14, Mets-8 at New York)
 Longest Game, Innings 15 innings, 6/10/04 (Twins-3, Mets-2 at Minnesota)
 Shutouts By Mets: 2, Twins: 2

SERIES SWEEPS

Last Two-Game Sweep, Mets At New York: None. At Minnesota: 7/16/19-7/17/19
 Last Three-Game Sweep, Mets At New York: 9/16/16-9/18/16. At Minnesota: None.
 Last Three-Game Sweep, Twins At New York: None. At Minnesota: 6/8/04-6/10/04

DOUBLEHEADERS

Listed below are the Mets last doubleheader, last doubleheader sweep and last time being swept in a twinbill against each opponent:

Opponent	Last DH	Last Mets Sweep	Last Opp. Sweep
Arizona	5/25/14 at NY (L, W)	None	4/27/03 at NY
Atlanta	7/26/21 at NY (L, W)	6/10/17 at ATL	9/8/11 at NY
Chicago-NL	4/22/00 at NY (W, W)	4/22/00 at NY	8/7/84 at CHC
Cincinnati	5/19/98 at NY (W, W)	5/19/98 at NY	7/18/80 at CIN
Colorado	5/27/21 at NY (W, W)	5/27/21 at NY	4/16/13 at COL
Houston	9/2/17 at HOU (L, L)	5/6/90 at NY	9/2/17 at HOU
Los Angeles-NL	4/27/10 at NY (W, W)	4/27/10 at NY	8/29/83 at NY
New York Yankees	7/4/21 at NYY (W, L)	8/28/20 at NYY	8/30/20 at NYY
Miami	9/28/21 at NY (W, W)	9/28/21 at NY	8/25/20 at NY
Milwaukee	7/7/21 at NY (W, L)	5/20/99 at NY	9/29/10 at NY
Philadelphia	6/25/21 at NY (W, L)	9/24/11 at NY	9/13/09 at PHI
Pittsburgh	7/10/21 at NY (L, W)	7/30/96 at NY	6/7/16 at PIT
St. Louis	5/5/21 at STL (L, W)	8/10/89 at NY	9/18/82 at NY
San Diego	6/10/10 at NY (L, W)	9/7/86 at NY	5/14/98 at SD
San Francisco	4/23/12 at NY (L, L)	7/13/79 at NY	4/23/12 at NY
Seattle	6/8/03 at NY (L, L)	None	6/8/03 at NY
Texas	6/15/08 at NY (L, W)	None	None
Washington	9/4/21 at WAS (W, L)	7/27/00 at NY	9/26/20 at WAS

NEW YORK YANKEES [AL EAST]

2021 RECORD: 92-70 (Tied 2nd Place, AL East) | 2nd Wild Card

2022 MANAGER: Aaron Boone



2021

OVERALL **4-2**
 AT YANKEE STADIUM **2-1**
 AT CITI FIELD **2-1**

OVERALL

OVERALL **58-76**
 AT NEW YANKEE STADIUM **16-20**
 AT OLD YANKEE STADIUM **13-20**
 AT SHEA STADIUM **16-17**
 AT CITI FIELD **13-19**

POSTSEASON

OVERALL **1-4**



STADIUM:
 Yankee Stadium (49,642)

YEAR OPENED:
 2009

ADDRESS:
 1 East 161st St.
 Bronx, NY 10451

PHONE:
 (718) 293-4300

ALL-TIME SERIES RESULTS VS. NEW YORK

Year	Home	Road	Total	Year	Home	Road	Total	Year	Home	Road	Total
1997	0-0	1-2	1-2	2006	2-1	1-2	3-3	2015	1-2	1-2	2-4
1998	1-2	0-0	1-2	2007	2-1	1-2	3-3	2016	1-1	1-1	2-2
1999	2-1	1-2	3-3	2008	1-2	3-0	4-2	2017	0-2	0-2	0-4
2000	1-2	1-2	2-4	2009	0-3	1-2	1-5	2018	1-2	2-1	3-3
2001	1-2	1-2	2-4	2010	2-1	1-2	3-3	2019	1-1	1-1	2-2
2002	2-1	1-2	3-3	2011	1-2	1-2	2-4	2020	1-0	2-3	3-3
2003	0-3	0-3	0-6	2012	1-2	0-3	1-5	2021	2-1	2-1	4-2
2004	3-0	1-2	4-2	2013	2-0	2-0	4-0				
2005	1-2	2-1	3-3	2014	0-2	2-0	2-2				

SERIES RECORDS

Longest Winning Streak, Mets 6, 5/27/13-5/13/14
 Longest Winning Streak, Yankees 7, 6/30/02-6/29/03
 Largest Margin of Victory, Mets 10, 6/9/00 (Mets-12, Yankees-2 at Yankee Stadium)
 Largest Margin of Victory, Yankees 15, 6/14/09 (Yankees-15, Mets-0 at Yankee Stadium)
 Most Runs Scored, Mets 15, 6/27/08 (G1) (Mets-15, Yankees-6 at Yankee Stadium)
 Most Runs Scored, Yankees 16, 7/2/06 (Yankees-16, Mets-7 at Yankee Stadium)
 Most Runs Scored, Both Teams 23, 7/2/06 (Yankees-16, Mets-7 at Yankee Stadium)
 Longest Game, Innings 11, two times, last, 5/20/06 (Yankees-5, Mets-4 at Shea Stadium)
 Shutouts By Mets: 7, Yankees: 10

SERIES SWEEPS

Last Two-Game Sweep, Mets At Mets: 5/27/13-5/28/13. At Yankees: 5/12/14-5/13/14
 Last Two-Game Sweep, Yankees At Mets: 8/16/17-8/17/17. At Yankees: 8/14/17-8/15/17
 Last Three-Game Sweep, Mets At Mets: 7/2/04-7/4/04. At Yankees: None
 Last Three-Game Sweep, Yankees At Mets: 6/26/09-6/28/09. At Yankees: 6/8/12-6/10/12
 Last Four Game Sweep, Yankees At Mets: None. At Yankees: 6/27/03-6/29/03

(Home and Away Doubleheader Included)

THE 108 CLUB

The 1986 Mets are one of only 12 teams in modern (post-1900) baseball history to win as many as 108 games in a season. Here's a listing of the 108 club:

116-36	Cubs, 1906	109-53	Yankees, 1961
116-46	Mariners, 2001	109-53	Orioles, 1969
114-48	Yankees, 1998	108-54	Red Sox, 2018
111-43	Indians, 1954	108-54	METS, 1986
110-42	Pirates, 1909	108-54	Orioles, 1970
110-44	Yankees, 1927	108-54	Reds, 1975

METS WHO PLAYED FOR THE YANKEES [146]

Player	Mets	Yankees	Player	Mets	Yankees
David Aardsma	2013	2012	Phil Linz	1967-1968	1962-1965
Bobby Abreu	2014	2007-2008	Graeme Lloyd	2003	1996-1998
Juan Acevedo	1997	2003	Phil Lombardi	1989	1986-1987
Jack Aker	1974	1969-1972	Terrance Long	1999	2006
Neil Allen	1979-1983	1985, 1987-1988	Bob MacDonald	1996	1995
Sandy Alomar Sr.	1967	1974-1976	Elliott Maddox	1978-1980	1974-1976
Jason Anderson	2003	2003, 2005	Josias Manzanillo	1993-1995, 1999	1995
Tucker Ashford	1983	1981	Cameron Maybin	2021	2019
Luis Avilán	2019	2020	Lee Mazzilli	1976-1981, 1986-1989	1982
Luis Ayala	2008	2011	Billy McKinney	2021	2018
Dellin Betances	2020-	2011-2019	Doc Medich	1977	1972-1975
Carlos Beltrán	2005-2011	2014-2016	Doug Mientkiewicz	2005	2007
Armando Benítez	1999-2003	2003	Gustavo Molina	2008	2011
Yogi Berra	1965	1946-1963	Dale Murray	1978-1979	1983-1985
Angel Berroa	2009	2009	Xavier Nady	2006	2008
Daryl Boston	1990-1992	1994	C.J. Nitkowski	2001	2004
Darren Bragg	2001	2001	Eduardo Núñez	2020	2010-2013
Jay Bruce	2016-2018	2021	Bob Ojeda	1986-1990	1994
Tim Burke	1991-1992	1992	John Olerud	1997-1999	2004
Ray Burris	1979-1980	1979	Jesse Orosco	1979, 1981-1987	2003
Miguel Cairo	2005	2004, 2007	John Pacella	1977-1980	1982
John Candelaria	1987	1988-1989	Juan Padilla	2005-2008	2004
Robinson Canó	2019-	2005-2013	Chan Ho Park	2007	2010
Chris Capuano	2011	2014-2015	Andy Phillips	2008	2004-2007
Buddy Carlyle	2014-2015	2011	Lenny Randle	1977-1978	1979
Duke Carmel	1963	1965	Willie Randolph	1992	1976-1988
Alberto Castillo	1995-1998	2002	Jeff Reardon	1979-1981	1994
Rick Cerone	1991	1980-1984, 1987, 1990	Tim Redding	2009	2005
Tony Clark	2003	2004	Hal Reniff	1967	1961-1967
Tyler Clippard	2015	2007	Royce Ring	2005-2006	2010
Bartolo Colón	2014-2016	2011	Kenny Rogers	1999	1996-1997
David Cone	1987-1992, 2003	1995-2000	Rey Sanchez	2003	1997, 2005
Billy Cowan	1965	1969	Rafael Santana	1984-1987	1988-1989
Ike Davis	2010-2014	2016	Don Schulze	1987	1989
Wilson Delgado	2004	2000	Gary Sheffield	2009	2004-2005
Octavio Dotel	1999	2006	Bill Short	1968	1960
Brandon Drury	2021	2018	Chasen Shreve	2020	2015-2018
Dock Ellis	1979	1976-77	Charley Smith	1964-1965	1967-1968
Kevin Elster	1986-1992	1994-95	Shane Spencer	2004	1998-2002
Scott Erickson	2004	2006	Roy Staiger	1975-1977	1979
Alvaro Espinoza	1996	1988-91	Mike Stanton	2003-2004	1997-2002, 2005
Kyle Farnsworth	2014	2006-2007	Kelly Stinnett	1994-1995, 2006	2006
Tony Fernandez	1993	1995	Darryl Strawberry	1983-1990	1995-1999
Tim Foli	1970-1971, 1978-1979	1984	Tom Sturdivant	1964	1955-1959
Todd Frazier	2018-2020	2017	Bill Sudakis	1972	1974
Bob Friend	1966	1966	Anthony Swarzak	2018	2016
Karim Garcia	2004	2002-2003	Ron Swoboda	1965-1970	1971-1973
Rob Gardner	1965-1966	1970-1972	Frank Tanana	1993	1993
Paul Gibson	1992-1993	1993-1994, 1996	Tony Tarasco	2002	1999
Jesse Gonder	1963-1965	1960-1961	Stephen Tarpley	2021	2018-2019
Dwight Gooden	1984-1994	1996-1997, 2000	Walt Terrell	1982-1984	1989
Curtis Granderson	2014-2017	2010-2013	Ralph Terry	1966-1967	1956-1957, 1959-1964
Lee Guetterman	1992	1989-1992	Ryan Thompson	1992-1995	2000
Greg A. Harris	1981	1994	Marv Throneberry	1962-1963	1955-1959
LaTroy Hawkins	2013	2008	Dick Tidrow	1984	1974-1979
Adeiny Hechavarría	2019	2018	Mike Torrez	1983-1984	1977
Rickey Henderson	1999-2000	1985-1989	Bubba Trammell	2000	2003
Sean Henn	2013	2005-2007	Raul Valdes	2010	2011
Felix Heredia	2005	2003-2004	Robin Ventura	1999-2001	2002-2003
Orlando Hernandez	2006-2008	1998-2004	José Vizcaino	1994-1996	2000
Rich Hill	2021	2014	Neil Walker	2016-2017	2018
Keith Hughes	1990	1987	Claudell Washington	1980	1986-1988, 1990
Ryota Igarashi	2010-2011	2012	Allen Watson	1999	1999-2000
Stan Jefferson	1986	1989	David Weathers	2002-2004	1996-1997
Kelly Johnson	2015	2014	Wally Whitehurst	1989-1992	1996
Lance Johnson	1996-1997	2000	Gerald Williams	2004-2005	1992-1996, 2001-2002
Dave Kingman	1975-1977	1977, 1981-1983	Mason Williams	2021	2015-2017
Brandon Knight	2008	2001-2002	Justin Wilson	2019-2020	2015, 2021
Aaron Laffey	2013	2011	Gene Woodling	1962	1949-1954
Matt Lawton	2001	2005	Chris Young	2014	2014
Tim Leary	1981, 1983-1984	1990-1992	Eric Young Jr.	2013-2015	2016
Ricky Ledee	2006-2007	1998-2000	Todd Zeile	2000-2001, 2004	2003
Al Leiter	1998-2004	1987-1989, 2005			
Cory Lidle	1997	2006			

METS & YANKEES

METS & YANKEES TRADES

November, 1964	Duke Carmel (OF) drafted by Yankees off Buffalo (AAA) roster.
June 15, 1966	Mets purchase Bob Friend (P) from the Yankees.
June 29, 1967	Mets purchase Hal Reniff (P) from the Yankees.
December 9, 1977	Mets trade Roy Staiger (IF) to Tacoma (AAA) for Sergio Ferrer (IF).
August 20, 1979	Mets purchase Ray Burris (P) from Yankees.
April 1, 1980	Mets trade Marshall Brandt (IF) for cash considerations.
April 18, 1983	Mets trade Steve Ray (P) and a PTBNL (Felix Perdomo, [IF]) to Columbus (AAA) for Tucker Ashford (IF).
December 11, 1987	Mets trade Rafael Santana (IF) and Victor Garcia (P) in exchange for Phil Lombardi (C), Darren Reed (OF) and Steve Frey (P).
July 10, 1989	Mets trade Marcus Lawton (OF) for Scott Nielson (RHP).
June 9, 1992	Mets trade Tim Burke (P) and cash for Lee Guetterman (P).
December 7, 1992	Mets select Mike Draper (P) from Columbus (AAA) in the Rule V Draft.
September 17, 1993	Mets trade Frank Tanana (P) for Kenny Greer (P).
December 7, 2001	Mets trade Robin Ventura (IF) for David Justice (OF).
July 16, 2003	Mets trade Armando Benitez (P) for Jason Anderson (P), Anderson Garcia (P) and Ryan Bicondoia (P).
December 3, 2004	Mets trade Mike Stanton (LHP) for Felix Heredia (LHP).
December 19, 2014	Mets trade Gonzalez Germen (RHP) for cash considerations.
April 10, 2018	Mets trade minor leaguer LJ Mazzilli (INF) for minor leaguer Kendall Coleman (OF).

METS VS. YANKEES

Overall	106-144-2
World Series	1-4
Regular Season.....	58-76
Spring Training.....	36-50-1
Summer Camp	0-2
Mayor's Trophy	8-10-1
Mayor's Challenge.....	2-2
Big Apple Series.....	1-2

DOUBLEHEADER NOTES

The Mets and Yankees have played eight doubleheaders in total and have previously met in a day-night, home-road doubleheader three times. The first historic doubleheader took place on July 8, 2000. Both New York teams played a regularly scheduled day game at Shea Stadium and then played a night game at Yankee Stadium which was a rescheduled contest from a rainout on June 11. The Yankees won both games by the same 4-2 score. According to *Elias*, it was the first day-night doubleheader taking place in different venues since September 7, 1903. On that day, the New York Giants played two games against the Brooklyn Superbas (later known as the Dodgers). The first game was played in the morning at Brooklyn's Washington Park with John McGraw's Giants winning, 6-4. Brooklyn won the second game at the Polo Grounds, 3-0. The other day-night, Shea-Yankee Stadium doubleheaders were on June 28, 2003 and June 27, 2008. In 2003, the day game took place at Yankee Stadium with the Yankees winning, 7-1. The night cap was at Shea and the Yankees prevailed, 9-8. In 2008, the final year of both Shea Stadium and Yankee Stadium, the Mets and Yankees played a day-night, cross-borough doubleheader. The Mets won the day game at Yankee Stadium, 15-6, and the Yankees took the night cap, 9-0, at Shea. The Mets played a doubleheader at Yankee Stadium on July 4, 2021. The Mets won the first game, 10-5, and lost the second game, 4-2. The Mets and Yankees played two doubleheaders in 2020 (August 28 and August 30) both at Yankee Stadium. Due to game postponements, the Mets were the home team in the second game of each doubleheader. On August 28, in the second game, Amed Rosario hit a pinch-hit, two-run walk-off homer to win the game, 4-3. The last walk-off win in an opponent's ballpark was by the Phillies on May 21, 1906 against the Cardinals at Robison Field, with the Phillies winning 1-0. The last walk-off home run by a visiting player was Ed McKean for St. Louis at the Cleveland Spiders on May 12, 1899 (*Elias Sports*). There have been five doubleheaders with both games at Yankee Stadium. The three other doubleheaders were split stadium doubleheaders.

OAKLAND ATHLETICS (AL WEST)

2021 RECORD: 86-76 (3rd Place, AL West)

2022 MANAGER: Mark Kotsay



STADIUM:
Oakland Coliseum (35,067)

YEAR OPENED:
1968

ADDRESS:
7000 Coliseum Way
Oakland, CA 94621

PHONE:
(510) 638-4900

2021

OVERALL.....**0-0**
AT OAKLAND.....**0-0**
AT NEW YORK.....**0-0**

OVERALL

OVERALL.....**10-6**
AT OAKLAND.....**2-3**
AT NEW YORK.....**8-3**

POSTSEASON

OVERALL.....**3-4**

ALL-TIME SERIES RESULTS VS. OAKLAND

Year	Home	Road	Total	Year	Home	Road	Total	Year	Home	Road	Total
2005	0-0	1-2	1-2	2011	2-1	0-0	2-1	2017	2-1	0-0	2-1
2007	3-0	0-0	3-0	2014	1-1	1-1	2-2				

SERIES RECORDS

Longest Winning Streak, Mets
4 games, 6/16/05-6/24/07

Longest Winning Streak, A's
2 games, 2x, last, 6/25/14-8/19/14

Longest Game, Innings
13 innings, 6/22/11 (3-2 at New York)

Most Runs Scored, Mets
10, 2x, last, 6/24/14 (10-1 at New York)

Most Runs Scored, A's
8, 6/25/14 (5-8 at New York)

Most Runs Scored, Both Teams
15, 6/16/05 (9-6 at Oakland)

LAST SERIES SWEEP

3-Game Sweep, Mets
at New York: 6/22/07-6/24/07
at Oakland: None

SEATTLE MARINERS (AL WEST)

2021 RECORD: 90-72 (2nd Place, AL West)

2022 MANAGER: Scott Servais



STADIUM:
T-Mobile Park (47,476)

YEAR OPENED:
1999

ADDRESS:
1250 First Ave. South
Seattle, WA 98134

PHONE:
(206) 346-4000

2021

OVERALL.....**0-0**
AT SEATTLE.....**0-0**
AT NEW YORK.....**0-0**

OVERALL

OVERALL.....**5-10**
AT SEATTLE.....**3-6**
AT NEW YORK.....**2-4**

ALL-TIME SERIES RESULTS VS. SEATTLE

Year	Home	Road	Total	Year	Home	Road	Total	Year	Home	Road	Total
2003	1-2	0-0	1-2	2008	1-2	0-0	1-2	2017	0-0	1-2	1-2
2005	0-0	0-3	0-3	2014	0-0	2-1	2-1				

SERIES RECORDS

Longest Winning Streak, Mets
3 games, 7/22/14-7/28/17

Longest Winning Streak, Mariners
7 games, 6/8/03-6/24/08

Longest Game, Innings
9 innings, 15x, last, 7/30/17 (1-9 at Seattle)

Most Runs Scored, Mets
8, 6/25/08 (8-2 at New York)

Most Runs Scored, Mariners
13, 6/8/03 (G2) (1-13 at New York)

Most Runs Scored, Both Teams
16, 6/19/05 (5-11 at Seattle)

LAST SERIES SWEEP

3-Game Sweep, Mariners
at New York: None
at Seattle: 6/17/05-6/19/05

TAMPA BAY RAYS [AL EAST]

2021 RECORD: 100-62 (1st Place, AL East)

2022 MANAGER: Kevin Cash



2021
 OVERALL..... **0-3**
 AT TAMPA BAY..... **0-3**
 AT NEW YORK..... **0-0**

OVERALL
 OVERALL..... **14-16**
 AT TAMPA BAY..... **7-8**
 AT NEW YORK..... **7-8**

STADIUM:
 Tropicana Field (31,042)
YEAR OPENED:
 1998
ADDRESS:
 1 Tropicana Dr.
 St. Petersburg, FL 33705
PHONE:
 (727) 825-3137

ALL-TIME SERIES RESULTS VS. TAMPA BAY

Year	Home	Road	Total	Year	Home	Road	Total	Year	Home	Road	Total
1998	2-1	0-0	2-1	2009	1-2	0-0	1-2	2020	1-2	0-0	1-2
1999	0-0	2-1	2-1	2012	0-0	3-0	3-0	2021	0-0	0-3	0-3
2000	2-1	0-0	2-1	2015	0-0	1-2	1-2				
2001	0-0	1-2	1-2	2018	1-2	0-0	1-2				

SERIES RECORDS

Longest Winning Streak, Mets
 4 games, 6/12/12-8/7/15
Longest Winning Streak, Rays
 4 games, 9/23/20-present
Longest Game, Innings
 11 innings, 6/9/98 (4-5 at New York)

Most Runs Scored, Mets
 11, 6/12/12 (11-2 at Tampa Bay)
Most Runs Scored, Rays
 15, 6/4/00 (5-15 at New York)
Most Runs Scored, Both Teams
 20, 6/4/00 (5-15 at New York)

LAST SERIES SWEEP

3-Game Sweep, Mets
 at New York:None
 at Tampa Bay: 6/12/12-6/14/12
3-Game Sweep, Rays
 at Tampa Bay: 5/14/21-5/16/21

TEXAS RANGERS [AL WEST]

2021 RECORD: 60-102 (5th Place, AL West)

2022 MANAGER: Chris Woodward



2021
 OVERALL..... **0-0**
 AT TEXAS..... **0-0**
 AT NEW YORK..... **0-0**

OVERALL
 OVERALL..... **10-6**
 AT TEXAS..... **5-3**
 AT NEW YORK..... **5-3**

STADIUM:
 Globe Life Field (40,000)
YEAR OPENED:
 2020
ADDRESS:
 1000 Ballpark Way
 Arlington, TX 76011
PHONE:
 (817) 273-5222

ALL-TIME SERIES RESULTS VS. TEXAS

Year	Home	Road	Total	Year	Home	Road	Total	Year	Home	Road	Total
2003	0-0	2-1	2-1	2011	0-0	2-1	2-1	2017	1-1	1-1	2-2
2008	2-1	0-0	2-1	2014	2-1	0-0	2-1				

SERIES RECORDS

Longest Winning Streak, Mets
 3 games, 2x, last, 6/25/11-7/4/14
Longest Winning Streak, Rangers
 1 game, 6x, last, 8/9/17
Longest Game, Innings
 9 innings, 16x, last, 8/9/17 (1-5 vs. Texas)

Most Runs Scored, Mets
 14, 6/25/11 (14-5 at Texas)
Most Runs Scored, Rangers
 10, 6/6/17 (8-10 at Texas)
Most Runs Scored, Both Teams
 19, 6/25/11 (14-5 at Texas)

LAST SERIES SWEEP

None



2021

OVERALL.....**2-1**
 AT TORONTO.....**0-0**
 AT NEW YORK.....**2-1**

OVERALL

OVERALL.....**22-13**
 AT TORONTO.....**7-9**
 AT NEW YORK.....**14-2**
 AT BUFFALO.....**1-2**



STADIUM:
 Rogers Centre (49,282)

YEAR OPENED:
 1989

ADDRESS:
 1 Blue Jays Way
 Toronto, ON M5V 1J1

PHONE:
 (416) 341-1000

ALL-TIME SERIES RESULTS VS. TORONTO

Year	Home	Road	Total	Year	Home	Road	Total	Year	Home	Road	Total
1997	3-0	0-0	3-0	2001	3-0	0-0	3-0	2018	1-1	1-1	2-2
1998	0-0	1-2	1-2	2006	0-0	2-1	2-1	2020	0-0	1-2	1-2
1999	3-0	0-0	3-0	2012	0-0	1-2	1-2	2021	2-1	0-0	2-1
2000	0-0	2-1	2-1	2015	2-0	0-2	2-2				

SERIES RECORDS

Longest Winning Streak, Mets.....6, 7/17/00-6/23/06
 Longest Winning Streak, Blue Jays.....2, five times, last, 9/12/20-9/13/20
 Largest Margin of Victory, Mets.....17, 9/11/20 (Mets-18, Blue Jays-1 at Toronto in Buffalo)
 Largest Margin of Victory, Blue Jays.....11, 5/16/18 (Blue Jays-12, Mets-1 at New York)
 Most Runs Scored, Mets.....18, 9/11/20 (Mets-18, Blue Jays-1 at Toronto in Buffalo)
 Most Runs Scored, Blue Jays.....15, 7/1/98 (Blue Jays-15, Mets-10 at Toronto)
 Most Runs Scored, Both Teams.....25, 7/1/98 (Blue Jays-15, Mets-10 at Toronto)
 Longest Game, Innings.....14 innings, 6/9/99 (Mets-4, Blue Jays-3 at New York)
 Shutouts By.....Mets: 4, Blue Jays: 2

SERIES SWEEPS

Last Two-Game Sweep, Mets.....At New York: 6/15/15-6/16/15. At Toronto: None
 Last Two-Game Sweep, Blue Jays.....At New York: None. At Toronto: 6/17/15-6/18/15
 Last Three-Game Sweep, Mets.....At New York: 7/15/01-7/17/01. At Toronto: None

BIG INNINGS

The biggest inning in Mets history took place on April 29, 2016 when the Mets scored 12 runs in the third inning vs. San Francisco at Citi Field.

12-Run Inning

April 29, 2016 vs. San Francisco (3rd Inning)

Yoenis Céspedes set a franchise record with six RBI in one inning. He had a two-run single in his first at-bat in the inning and later added a grand slam off Mike Broadway. New York had eight hits in the frame and drew four walks. Michael Conforto had two hits and two RBI in the inning and Asdrúbal Cabrera added a two-run double.

11-Run Inning

July 16, 2006 at Chicago-NL (6th Inning)

The inning started with Chris Woodward flying out to center. The next three batters reached before Cliff Floyd hit the team's first grand slam of the inning, giving New York a 6-5 lead. Six batters later, Carlos Beltrán connected on New York's second slam of the inning. The frame featured eight hits and two Chicago errors. The Mets sent a club-record 16 batters to the plate.

WHEN WAS THE LAST TIME?

No-Hitter

Johan Santana, June 1, 2012 vs. St. Louis (Won, 8-0)

One-Hitter (Complete Game)

Jacob deGrom, July 17, 2016 at Philadelphia (Won, 5-0)

One-Hitter (Combined)

Marcus Stroman (8.0), Jeurys Familia (1.0),

July 21, 2021 at Cincinnati (Won, 7-0)

Two-Hitter (Complete Game)

Jacob deGrom, April 23, 2021 vs. Washington (Won, 6-0)

Two-Hitter (Nine Innings - Combined)

Noah Syndergaard (6.0), Jeurys Familia (1.0), Paul Sewald

(1.0), August 22, 2019 vs. Cleveland (Won, 2-0)

Opponent No-Hitter

Max Scherzer, October 3, 2015 vs. Washington (G2)

(Lost, 2-0)

Opponent One-Hitter (Complete Game)

Julio Teheran, June 19, 2016 vs. Atlanta (Lost, 6-0)

Opponent One-Hitter (Combined)

Pablo Lopez (7.0), Tayron Guerrero (1.0), Adam Conley

(1.0), May 18, 2019 at Miami (Lost, 0-2)

Opponent Two-Hitter (Combined)

Charlie Morton (7.0), AJ Minter (1.0), Will Smith (1.0),

June 22, 2021 at Atlanta (Lost, 0-3)

Opponent Two-Hitter (Nine-Inning Complete Game)

Zack Wheeler, August 8, 2021 at Philadelphia (Lost, 0-3)

Back-to-Back Shutouts (Individual)

Johan Santana, May 26, 2012 vs. San Diego (9-0) &

June 1, 2012 vs. St. Louis (8-0)

Back-To-Back Shutouts (Team)

July 21, 2021 at Cincinnati (Won, 7-0) &

July 23, 2021 vs. Toronto (Won, 3-0)

Mets Were Shut out in Back-to-Back Games

June 21, 2021 at Atlanta (Lost, 1-0) &

June 22, 2021 at Atlanta (Lost, 3-0)

Inside-The-Park Home Run

Brandon Nimmo, June 18, 2018 at Colorado (off Tyler Anderson)

Opponent Inside-The-Park Home Run

Andrew Stevenson, September 26, 2020 at Washington (off Jacob deGrom)

Met Pitcher to Give Up Back-to-Back Home Runs

Taylor Megill, September 24, 2021 at Milwaukee, 3rd inning (Willy Adames and Christian Yelich)

Met Pitcher To Give Up Three Consecutive Home Runs

Seth Lugo, September 17, 2020 at Philadelphia (Bryce Harper, Alec Bohm and Didi Gregorius)

Three Home Runs In A Game

Francisco Lindor, September 12, 2021 vs. Yankees

Opponent Three Home Runs In A Game

Kyle Schwarber, June 20, 2021 at Washington (Lost, 2-5)

Four Home Runs - Team

September 5, 2021 at Washington (Won, 13-6)

Jonathan Villar, Javier Baéz, Francisco Lindor, Kevin Pillar

Five Home Runs - Team

May 29, 2021 vs. Atlanta (Won, 13-2)

James McCann, Jonathan Villar, Brandon Drury, Billy McKinney, Francisco Lindor

Six Home Runs - Team

June 9, 2021 at Baltimore (Won, 14-1)

Billy McKinney-2, Kevin Pillar-2, Pete Alonso, Mason Williams

Seven Home Runs - Team

July 19, 2021 at Cincinnati (Won, 15-11, 11 innings)

Michael Conforto-2, Pete Alonso, Jeff McNeil, Dominic Smith, James McCann, Kevin Pillar

Eight Home Runs - Team

August 24, 2015 at Philadelphia (Won, 16-7)

Wilmer Flores-2, David Wright, Juan Lagares, Travis d'Arnaud, Michael Cuddyer, Daniel Murphy, Yoenis Céspedes

Back-to-Back Home Runs

August 7, 2021 at Philadelphia, 9th inning (Lost, 5-3)

Jonathan Villar, James McCann off Mauricio Llovera

Back-to-Back-to-Back Home Runs

August 7, 2021 at Philadelphia, 9th inning (Lost, 5-3)

Michael Conforto, Jonathan Villar, James McCann off Mauricio Llovera

Three Home Runs In An Inning

August 7, 2021 at Philadelphia, 9th inning (Lost, 5-3)

Michael Conforto, Jonathan Villar, James McCann off Mauricio Llovera

Grand Slam

Francisco Lindor, September 30, 2021 vs. Miami, 8th inning off Luis Madero

Opponent Grand Slam

Lewis Brinson, August 2, 2021 at Miami, 1st inning off Tylor Megill

Pinch-Hit Home Run

Michael Conforto, August 28, 2021 vs. Washington, 7th inning off Mason Thompson (Won, 5-3)

Pinch-Hit Grand Slam

Kelly Johnson, August 27, 2016 vs. Philadelphia, off Michael Mariot

Home Run Each Side Of The Plate

Francisco Lindor, September 12, 2021 vs. Yankees

Walk-Off Home Run

Pete Alonso, August 12, 2021 vs. Washington (G2), off Kyle Finnegan (Won, 5-4, 7 innings)

Walk-Off Home Run (Opponent)

Jacob Stallings, July 17, 2021 at Pittsburgh off Edwin Díaz (Lost, 7-9)

Walk-Off Grand Slam

José Bautista, July 6, 2018 vs. Tampa Bay off Chaz Roe (Won, 5-1)

Walk-Off Grand Slam (Opponent)

Jacob Stallings, July 17, 2021 at Pittsburgh off Edwin Díaz (Lost, 7-9)

Home Run to Lead Off a Game

Jonathan Villar, September 2, 2021 vs. Miami off Sandy Alcantara

Hit For Cycle

Scott Hairston, April 27, 2012 at Colorado

Three Hits - Mets Pitcher

Steven Matz, June 28, 2015 vs. Cincinnati

Four RBI - Mets Pitcher

Noah Syndergaard, May 11, 2016 at Los Angeles-NL

Home Run - Mets Pitcher

Jacob deGrom, August 23, 2019 vs. Atlanta off Mike Foltyniewicz

Grand Slam - Mets Pitcher

Jack Hamilton, May 20, 1967 vs. St. Louis off Al Jackson

Grand Slam - Opponents Pitcher

Jason Marquis, September 22, 2008 vs. Chicago-NL off Jonathon Niese

Two Home Runs in a Game- Mets Pitcher

Noah Syndergaard, May 11, 2016 at Los Angeles-NL

Home Run by a Mets Pitcher Back-To-Back Games

Steven Matz, September 13, 2018 vs. Miami & September 18, 2018 at Philadelphia

Stolen Base by a Mets Pitcher

Marcus Stroman, September 28, 2021 vs. Miami (G1), second base

Mets Pitcher, Pinch-Hit Plate Appearance

Steven Matz, August 23, 2019 vs. Atlanta (Groundout)

Steal of Home by a Mets Player

Kevin Pillar, April 6, 2021 at Philadelphia

Opponent Steal of Home

Jon Berti, August 26, 2020 (G2) vs. Miami

Mets Turn Triple Play

August 24, 2014 at Los Angeles-NL, sixth inning (Eric Campbell, Daniel Murphy, Lucas Duda, Travis d'Arnaud) Batter: Matt Kemp

Opponent Turns a Triple Play

June 10, 2010 vs. San Diego (G2) (Chase Headley, Lance Zawadzki, Adrian Gonzalez) Batter: Ruben Tejada

Six-Run Inning

September 30, 2021 vs. Miami, 8th inning (Won, 12-3)

Seven-Run Inning

May 29, 2021 vs. Atlanta, 6th inning (Won, 13-2)

Eight-Run Inning

May 10, 2019 vs. Miami, 1st inning (Won, 11-2)

Nine-Run Inning

August 15, 2018 at Baltimore, 6th inning (Won, 16-5)

10-Run Inning

July 9, 2021 vs. Pittsburgh, 6th inning (Won, 13-4)

11-Run Inning

July 16, 2006 at Chicago-NL, 6th inning (Won, 13-7)

12-Run Inning

April 29, 2016 vs. San Francisco, 3rd inning (Won, 13-1)

Opponent Six-Run Inning

July 18, 2021 at Pittsburgh, 1st inning (Won, 7-6)

Opponent Seven-Run Inning

June 30, 2021 at Atlanta, 4th inning (Lost, 20-2)

Opponent Eight-Run Inning

August 26, 2018 vs. Washington, 8th inning (Lost, 15-0)

Opponent Nine-Run Inning

May 2, 2010 at Philadelphia, 4th inning (Lost, 11-5)

Opponent 10-Run Inning

April 16, 2019 at Philadelphia, 1st inning (Lost, 14-3)

Opponent 11-Run Inning

April 27, 2012 at Colorado, 5th inning (Lost, 18-9)

40TH ANNIVERSARY TEAM

In 2002, the Mets celebrated their 40th Anniversary by naming the All-Amazin' Team.

This legendary group of Mets was voted on by the fans. The team was introduced on

August 17, 2002. Below is the roster for the All-Amazin' Team:

Keith Hernandez.....	1B	Tom Seaver.....	RHP
Edgardo Alfonzo.....	2B	Jerry Koosman.....	LHP
Buddy Harrelson.....	SS	Roger McDowell.....	RHP
Howard Johnson.....	3B	John Franco.....	LHP
Mike Piazza.....	C	Ed Kranepool.....	PH
Lenny Dykstra.....	OF	Rusty Staub.....	PH
Darryl Strawberry.....	OF	Gil Hodges.....	Manager
Mookie Wilson.....	OF		

LAST TIME A METS PITCHER...

HOME RUNS

Allowed Four Home Runs

8/24/21, Tylor Megill vs. San Francisco

Allowed Five Home Runs

5/4/63, Roger Craig vs. San Francisco

RUNS

Allowed Eight Runs

8/10/20, Steven Matz

Nationals 16, Mets 4 at New York

Allowed Nine Runs

6/11/19 (G1), Zack Wheeler

Yankees 12, Mets 5 at Yankee Stadium

Allowed 10 Runs

7/27/21, Jerad Eickhoff

Braves 12, Mets 7 at New York

Allowed 11 Runs (Franchise Record)

8/26/62, Craig Anderson

Dodgers 16, Mets 5 at New York

6/3/67 (G1), Jack Fisher

Giants 11, Mets 2 at San Francisco

8/15/06, Orlando Hernandez

Phillies 11, Mets 4 at Philadelphia

HITS

Allowed 12 Hits

8/13/19, Zack Wheeler

Braves 5, Mets 3 at Atlanta

Allowed 13 Hits

8/18/16, Jacob deGrom

Giants 10, Mets 7 at San Francisco

Allowed 14 Hits

7/24/96, Jason Isringhausen,

Rockies 7, Mets 6 at Colorado

Allowed 15 Hits

5/25/76, Tom Seaver,

Phillies 8, Mets 4 at Philadelphia

SHORTEST START FOR CURRENT METS PITCHERS

Chris Bassitt, 1.0 IP, 8/17/21, OAK @ CWS

Carlos Carrasco, 0.0 IP, 2x, last, 9/17/16, CLE vs. DET

Jacob deGrom, 1.0 IP, 5/13/18 at Philadelphia

Joey Lucchesi, 1.2 IP, 2x, last, 8/1/20, SD at COL

Seth Lugo, 1.1 IP, 9/27/20 at Washington

Tylor Megill, 3.0 IP, 9/15/21 vs. St. Louis

David Peterson, 0.1 IP, 6/2/21 at Arizona

Max Scherzer, 0.1 IP, 6/11/21, LAD vs. SF

Jordan Yamamoto, 1.1 IP, 8/17/20 MIA vs. NYM

Taijuan Walker, 0.1 IP, 7/18/21 at Pittsburgh

Trevor Williams, 2.0 IP, 2x, last, 5/15/21, CHC @ DET

LONG RELIEF

5+ Inning Relief Appearances by Mets Since 1990

10/3/21, Trevor Williams, 5.0

Braves 5, Mets 0 at Atlanta

9/7/20, Erasmo Ramirez, 5.0

Phillies 9, Mets 8 at New York

4/16/19, Drew Gagnon, 5.1

Phillies 14, Mets 3 at Philadelphia

5/19/12, Jeremy Hefner, 5.0

Blue Jays 2, Mets 0 at Toronto

5/20/10, Raul Valdes, 5.0

Mets 10, Nationals 7 at Washington

7/7/06, Darren Oliver, 5.0

Marins 7, Mets 3 at New York

6/28/03 (G1), Pedro Feliciano, 5.0

Yankees 7, Mets 1 at Yankee Stadium

6/14/03, Jeremy Griffiths, 5.0

Angels 13, Mets 3 at Anaheim

6/8/03, Jeremy Griffiths, 5.0

Mariners 13, Mets 1 at New York

4/22/03, Jae Weong Seo, 5.0

Astros 6, Mets 2 at New York

4/9/97, Rick Reed, 5.0

Dodgers 3, Mets 2 at Los Angeles (14)

6/18/94, Doug Linton, 5.1

Mets 11, Marlins 3 at Florida

8/1/92 (G2), Tom Filer, 5.2

Cubs 6, Mets 1 at Chicago

8/1/92 (G1), Pete Schourek, 5.0

Mets 3, Cubs 0 at Chicago

6/25/92, Paul Gibson, 5.0

Cubs 9, Mets 2 at Chicago

6/28/91, Pete Schourek, 5.0

Phillies 6, Mets 2 at Philadelphia

Last 6+ Inning Relief Appearance

9/19/01, Dicky Gonzalez, 6.0

Mets 9, Pirates 2 at New York

Last 7+ Inning Relief Appearance

6/8/13, Shaun Marcum, 8.0

Marlins 2, Mets 1 at New York (20)

ALL-TIME PINCH-HIT HOME RUNS

1962 (9)	Bouchee-2, Coleman-2, Throneberry-2 Hickman, Mantilla, Woodling	1996 (3)	Roberson, Petagine, Baerga
1963 (2)	Hicks, Thomas	1997 (11)	M. Franco-3, Huskey-2, Ochoa-2, Gilbert, Everett, McRae, Gilkey
1964 (2)	Elliot, Thomas	1998 (4)	M. Franco, Hundley, Piazza, Tatum
1965 (5)	Swoboda-2, Hickman, Lewis, C. Smith	1999 (2)	M. Franco, Allensworth
1966 (9)	Hiller-2, Swoboda-2, Hickman, Kranepool, Murphy, Stephenson, Taylor	2000 (7)	Agbayani, Piazza, Pratt, Ventura, Johnson, Hamilton, Trammell
1967 (1)	Buchek	2001 (1)	Perez
1968 (4)	Charles-3, Shamsky	2002 (6)	Piazza, Wigginton, Valentin, Johnson, Tarasco, Payton
1969 (1)	Dyer	2003 (3)	Clark-2, Cedeno
1970 (4)	Marshall-2, Clendenon, Swoboda	2004 (6)	Valent-3, Williams, V. Wilson, Zeile
1971 (1)	Marshall	2005 (5)	Anderson, Daubach, Offerman, Woodward, Jacobs
1972 (0)	None	2006 (3)	Franco, Marrero, Ledee
1973 (2)	Boswell-2	2007 (3)	Anderson, Newhan, Easley
1974 (2)	Boswell, Kranepool	2008 (4)	Anderson, Chavez, Easley, Murphy
1975 (3)	Garrett-2, Grote	2009 (5)	Tatis-2, Sheffield, Santos, Murphy
1976 (4)	Ayala, Baldwin, Boisclair, Mazzilli	2010 (3)	Tatis, Hessman, Carter
1977 (4)	Boisclair, Hodges, Kranepool, Torre	2011 (8)	Hairston-3, Evans, Duda, Martinez, Murphy, Pascucci
1978 (6)	Henderson-3, Kranepool-3	2012 (10)	Valdespin-5, Hairston-3, Cedeno-2
1979 (1)	Norman	2013 (4)	Brown-2, Valdespin, Satin
1980 (4)	Norman-2, Henderson, Moreno	2014 (3)	Davis, Duda, C. Young
1981 (2)	Cabbage, Jorgensen	2015 (4)	Lagares, Nieuwenhuis, Johnson, Uribe
1982 (3)	Jorgensen, Rajsich, Staub	2016 (13)	Johnson-4, De Aza-2, Céspedes, Lagares, R. Rivera, Granderson, Cabrera, Flores, Bruce
1983 (12)	Heep-4, Staub-3, Bradley-2, Foster, Jorgensen, Kingman	2017 (6)	Flores-2, T. Rivera, Granderson, Cabrera, Smith
1984 (2)	Hodges, Staub	2018 (7)	Flores-2, Nimmo-2, Mesoraco-2, Cabrera
1985 (4)	Christensen, Hernandez, Johnson, Staub	2019 (9)	D. Smith-2, Alonso, J.D. Davis, R. Davis, Altherr, Hechavarría, McNeil, Guillorme
1986 (2)	Teufel-2	2020 (1)	Rosario
1987 (7)	Magadan-2, Mazzilli-2, Lyons, Teufel, Strawberry	2021 (8)	Drury-3, Pillar, Peraza, Blankenhorn, McCann, Conforto
1988 (1)	Johnson		
1989 (5)	Carreon-4, Mazzilli		
1990 (4)	Teufel-2, Carreon, O'Malley		
1991 (8)	Carreon-3, Sasser-2, Hundley, Jefferies, McReynolds		
1992 (4)	Boston-3, Pecota		
1993 (2)	Walker, McKnight		
1994 (3)	Hundley, Orsulak, McReynolds		
1995 (5)	C. Jones-3, Hundley, Orsulak		

ALL-TIME PINCH-HIT HOME RUN LEADERS

Mark Carreon.....	8	Matt Franco.....	5
Ed Kranepool.....	6	Ron Swoboda.....	5
Rusty Staub.....	6	Tim Teufel.....	5
Scott Hairston.....	6	Danny Heep.....	4
Jordany Valdespin.....	6	Steve Henderson.....	4
Wilmer Flores.....	5	Todd Hundley.....	4
Kelly Johnson.....	5	Lee Mazzilli.....	4

ALL-TIME GRAND SLAMS

1962 (2)	Kanehl, Thomas	1993 (4)	Gallagher, Hundley, Burnitz, Kent
1963 (4)	Hickman-2, Harkness, Willey	1994 (3)	Thompson, Orsulak*, Kent
1964 (2)	Christopher, Hickman	1995 (4)	Hundley-2 (1)*, Everett, Brogna
1965 (0)	None	1996 (0)	None
1966 (2)	Bressoud, B. Taylor*	1997 (6)	Everett-2, Hundley, Alfonso, McRae, Olerud
1967 (2)	T. Davis, Hamilton	1998 (1)	Piazza
1968 (1)	Shamsky	1999 (8)	Ventura-3, Olerud-2, Ordonez, McRae, Hamilton
1969 (2)	C. Jones, Swoboda	2000 (8)	Piazza-3, Agbayani*, Payton*, Pratt, Ventura, Zeile
1970 (2)	D. Marshall, Swoboda	2001 (1)	Ventura
1971 (3)	Agee, Boswell, D. Marshall	2002 (2)	Piazza-2
1972 (2)	Agee, Staub	2003 (3)	Floyd, Reyes, Burnitz
1973 (5)	Milner-2, Staub-2, Grote	2004 (1)	Floyd
1974 (0)	None	2005 (4)	Wright-2, Mientkiewicz, Floyd
1975 (2)	Kingman, Staub	2006 (10)	Beltrán-3, Valentin-2, Wright-2, Floyd, Reyes, Delgado
1976 (3)	Milner-3	2007 (0)	None
1977 (2)	Henderson, Stearns	2008 (4)	Delgado-2, Beltrán, Church
1978 (2)	Henderson*, Mazzilli	2009 (4)	Tatis-2, Santos, Pagan
1979 (0)	None	2010 (0)	None
1980 (1)	Jorgensen	2011 (3)	Bay-2, Beltrán
1981 (2)	Kingman-2	2012 (4)	Bay, Hairston, Davis, Nickeas
1982 (1)	Hodges	2013 (4)	Cowgill, Buck, Valdespin, Byrd
1983 (2)	Foster-2	2014 (3)	Davis*, Flores, Teagarden
1984 (1)	Chapman	2015 (3)	Flores, Céspedes, Duda
1985 (6)	Carter-2, Strawberry-2, Foster, Johnson	2016 (7)	Céspedes-2, Granderson, Ruggiano, Flores, Johnson, Cabrera
1986 (4)	Foster, Teufel*, Carter, Strawberry	2017 (4)	Bruce, Céspedes, Granderson, Flores
1987 (7)	Johnson-2, Teufel, Dykstra, Lyons, Hernandez, Carter	2018 (8)	Bruce-2, J. Bautista-2, Céspedes, González, Frazier, Plawecki
1988 (3)	McReynolds-2, Hernandez	2019 (6)	Rosario-2, Conforto, Frazier, Lagares, Ramos
1989 (1)	McReynolds	2020 (2)	Nido, Smith
1990 (5)	McReynolds, Marshall, Johnson, Sasser, Strawberry	2021 (4)	Lindor-2, Smith, Pillar
1991 (4)	Boston, Brooks, Johnson, McReynolds		
1992 (3)	Murray-2, Bonilla		

*PINCH-HIT

ALL-TIME GRAND SLAM LEADERS

Mike Piazza.....	6	David Wright	4
Yoenis Céspedes	5	Wilmer Flores	4
Howard Johnson	5	Darryl Strawberry	4
Kevin McReynolds	5	Todd Hundley	4
John Milner.....	5	Gary Carter.....	4
Robin Ventura.....	5	Cliff Floyd	4
Carlos Beltran	5	George Foster	4

BEST/WORST HOMESTAND/ROAD TRIPS

BEST HOMESTANDS (minimum 7 games)

Dates	Opponents	W-L	Pct.
4/13/15-4/23/15	Philadelphia, Atlanta, Miami	10-0	1.000
4/19/10-4/28/10	Chicago-NL, Atlanta, Los Angeles-NL	9-1	.900
9/12/88-9/22/88	Pittsburgh, Chicago-NL, Montreal, Philadelphia	9-1	.900
8/16/69-8/24/69	San Diego, San Francisco, Los Angeles-NL	9-1	.900
8/18/06-8/28/06	Colorado, St. Louis, Philadelphia	8-1	.889
7/25/00-8/2/00	Montreal, St. Louis, Cincinnati	8-1	.889
9/5/69-9/11/69	Philadelphia, Chicago-NL, Montreal	8-1	.889
5/27/69-6/4/69	San Diego, San Francisco, Los Angeles-NL	7-1	.875
8/5/19-8/11/19	Miami, Washington	6-1	.857
5/20/19-5/26/19	Washington, Detroit	6-1	.857
5/19/98-5/24/98	Cincinnati, Milwaukee	6-1	.857
6/19/97-6/25/97	Pittsburgh, Atlanta	6-1	.857
6/9/86-6/15/86	Philadelphia, Pittsburgh	6-1	.857
8/9/85-8/15/85	Chicago-NL, Philadelphia	6-1	.857
6/28/76-7/4/76	St. Louis, Chicago-NL	6-1	.857
8/26/74-9/1/74	Houston, Atlanta	6-1	.857
9/19/73-9/26/73	Pittsburgh, Montreal	6-1	.857

WORST HOMESTANDS (minimum 7 games)

Dates	Opponents	W-L	Pct.
9/18/79-9/23/79	Chicago-NL, Montreal, St. Louis	0-9	.000
5/30/62-6/6/62	Los Angeles-NL, San Francisco	0-7	.000
8/3/65-8/8/65	Pittsburgh, Chicago-NL	0-7	.000
6/8/65-6/13/65	San Francisco, Los Angeles-NL	0-7	.000
8/23/04-9/2/04	San Diego, Los Angeles-NL, Florida	1-10	.091
5/31/18-6/10/18	Chicago-NL, Baltimore, New York-AL	1-8	.111
9/8/11-9/15/11	Atlanta, Chicago-NL, Washington	1-8	.111
8/20/79-8/29/79	Houston, Cincinnati, Atlanta	1-8	.111
6/19/64-6/25/64	Philadelphia, Pittsburgh	1-7	.125
5/28/76-6/3/76	St. Louis, Pittsburgh, Chicago-NL	1-7	.125
4/18/17-4/27/17	Philadelphia, Washington, Atlanta	1-7	.125

BEST ROAD TRIPS (minimum 7 games)

Dates	Opponents	W-L	Pct.
7/1/91-7/7/91	Montreal, Philadelphia	7-0	1.000
7/4/85-7/14/85	Atlanta, Cincinnati, Houston	10-1	.909
6/5/06-6/15/06	Los Angeles-NL, Arizona, Philadelphia	9-1	.900
9/3/01-9/19/01	Philadelphia, Florida, Pittsburgh	9-1	.900
4/24/86-5/4/86	St. Louis, Atlanta, Cincinnati	9-1	.900
8/18/15-8/27/15	Baltimore, Colorado, Philadelphia	8-1	.889
8/18/86-8/27/86	Los Angeles-NL, San Francisco, San Diego	8-1	.889
4/22/88-5/1/88	St. Louis, Atlanta, Cincinnati	7-1	.875
9/24/79-9/30/79	Chicago-NL, St. Louis	7-1	.875
9/6/76-9/14/76	Chicago-NL, St. Louis, Pittsburgh	7-1	.875
8/12/08-8/18/08	Washington, Pittsburgh	6-1	.857
6/4/84-6/10/84	Pittsburgh, Montreal	6-1	.857
9/12/69-9/18/69	Pittsburgh, Chicago, Atlanta	6-1	.857

WORST ROAD TRIPS (minimum 7 games)

Dates	Opponents	W-L	Pct.
8/9/91-8/18/91	Chicago-NL, St. Louis, Pittsburgh	0-10	.000
8/7/82-8/24/82	Cincinnati, Atlanta, Houston	0-9	.000
8/24/77-8/31/77	Cincinnati, Atlanta, Houston	0-7	.000
6/28/63-7/4/63	Pittsburgh, Chicago-NL	0-7	.000
8/29/80-9/9/80	San Francisco, Los Angeles-NL, San Diego, Montreal	1-11	.083
6/30/77-7/7/77	Montreal, Philadelphia	1-8	.111
7/19/63-8/4/63	Philadelphia, San Francisco, Houston, Los Angeles-NL, Milwaukee	2-14	.125
6/17/15-6/25/15	Toronto, Atlanta, Milwaukee	1-7	.125
5/20/77-5/29/77	Cincinnati, Pittsburgh, Philadelphia	1-7	.125
7/15/65-7/21/65	St. Louis, Milwaukee, Pittsburgh	1-7	.125

METS FIELDING RECORDS

TRIPLE PLAYS

The Mets have turned 11 triple plays (all listed below) in team history. New York has hit into 10 triple plays in its history. The most recent occurred on June 10, 2010 vs. San Diego (G2) when Rubén Tejada grounded out to third baseman Chase Headley who stepped on third and threw to second baseman Lance Zawadski, who stepped on second and threw to first baseman Adrián González.

May 30, 1962 vs. Los Angeles-NL (G2)

Chacon (ss)-Mantilla (2b)-Hodges (1b)

Batter: Willie Davis

May 31, 1964 vs. San Francisco (G2)

McMillan (ss)-Kranepool (1b)

Batter: Orlando Cepeda

April 15, 1965 vs. Houston

Lewis (rf)-Cannizzaro (c)-McMillan (ss)

Batter: Jimmy Wynn

September 28, 1966 vs. Chicago-NL

Bressoud (3b)-Hiller (2b)-Hickman (1b)

Batter: Joe Amalfitano

August 3, 1982 at Chicago-NL

Bailor (ss)-Backman (2b)-Kingman (1b)

Batter: Larry Bowa

September 29, 1982 vs. Chicago-NL

Giles (2b)-Staub (1b)

Batter: Keith Moreland

June 6, 1989 at Chicago-NL

Magadan (1b)-Elster (ss)

Batter: Vance Law

August 5, 1998 vs. San Francisco

Olerud (1b)-Ordoñez (ss)-Olerud (1b)-Pratt (c)

Batter: J.T. Snow

May 17, 2002 at San Diego

Alfonzo (3b)-Alomar (2b)-Vaughn (1b).

Batter: Wiki Gonzalez

May 19, 2010 at Washington

Pagan (cf)-Blanco (c)-Reyes (ss)-Davis (1b).

Batter: Cristian Guzman

August 24, 2014 at Los Angeles-NL

Campbell (3b)-Murphy (2b)-Duda (1b)-d'Arnaud (c)

Batter: Matt Kemp

FIELDING BESTS

Below is the highest fielding percentage by position for a season, minimum 100 games.

Pos	Player	Year	G	PO	A	E	Pct.
1B	Dave Magadan	1990	113	830	71	2	.998
	Ed Kranepool	1971	108	786	61	2	.998
	Rico Brogna	1995	131	1112	93	3	.998
2B	Ken Boswell	1970	101	204	244	2	.996
	Rey Ordoñez	1999	154	220	416	4	.994
3B	Robin Ventura	1999	160	123	320	9	.980
OF	Lenny Dykstra	1988	112	270	3	1	.996
C	Mike Piazza	2000	124	862	38	3	.997
	Mike Piazza	2005	101	617	40	2	.997
P	Tom Glavine	2005	33	12	43	0	1.000

(Pitchers based on most chances accepted)



POSTSEASON

1969 LEAGUE CHAMPIONSHIP SERIES

ATLANTA



ATLANTA BRAVES vs. NEW YORK METS METS WON SERIES, 3-0



In the club's first ever trip to the postseason, the Mets swept the best-of-five series vs. Atlanta, three games to none.

In Game 1, trailing, 5-4, in the top of the eighth, New York rallied for five runs and a 9-5 win. Tom Seaver struggled, allowing five runs in 7.0 innings, but earned the victory.


In Game 2, two-run home runs by Tommie Agee, Ken Boswell and Cleon Jones lifted the Mets to an 11-6 win.

In front of 54,195 fans at Shea, New York advanced to the World Series with a 7-4 victory in Game 3. The lead changed hands three times before Wayne Garrett's two-run home run in the bottom of the fifth put the Mets ahead, 5-4. Nolan Ryan hurled 7.0 innings to pick up the win and complete the sweep.

Boswell hit .333 with two home runs and five RBI, while Agee batted .357 with two home runs and four RBI. Hank Aaron cracked a home run in each game and drove in seven runs for the Braves.



A jubilant Mets clubhouse celebrates after the World Series victory.



Nolan Ryan tossed 7.0 innings in Game 3 to help the Mets finish off the sweep.

NY **SERIES STATISTICS** A

PLAYER	AVG	G	AB	H	2B	3B	HR	RBI
Agee, of	.357	3	14	5	1	0	2	4
Boswell, 2b	.333	3	12	4	0	0	2	5
Garrett, 3b	.385	3	13	5	2	0	1	3
Gaspar, of	.000	3	0	0	0	0	0	0
Gentry, p	.000	1	0	0	0	0	0	0
Grote, c	.167	3	12	2	1	0	0	1
Harrelson, ss	.182	3	11	2	1	1	0	3
Jones, of	.429	3	14	6	2	0	1	4
Koosman, p	.000	1	2	0	0	0	0	0
Kranepool, 1b	.250	3	12	3	1	0	0	1
Martin, ph	.500	2	2	1	0	0	0	2
Ryan, p	.500	1	4	2	0	0	0	0
Seaver, p	.000	1	3	0	0	0	0	0
Shamsky, of	.538	3	13	7	0	0	0	1
Weis, 2b	.000	3	1	0	0	0	0	0
TOTALS	.327	113	37	8	1	6	24	

PITCHER	W-L	ERA	G	SV	IP	ER	SO
Gentry	0-0	9.00	1	0	2.0	2	1
Koosman	0-0	11.57	1	0	4.2	6	5
McGraw	0-0	0.00	1	1	3.0	0	1
Ryan	1-0	2.57	1	0	7.0	2	7
Seaver	1-0	6.43	1	0	7.0	5	2
Taylor	1-0	0.00	2	1	3.1	0	4
TOTALS	3-0	5.00	2	27.0	15	20	

POSTSEASON

GAME 1
SATURDAY, OCTOBER 4

METS	0 2 0	2 0 0	0 5 0	—	9 10 1
BRAVES	0 1 2	0 1 0	1 0 0	—	5 10 2

WP: Seaver (1-0), LP: Niekro (0-1), SV: Taylor (1)

E-Boswell, Cepeda, Gonzalez. DP-New York-0; Atlanta-2. 2B-Carty, Millan, Gonzalez, H. Aaron, Garrett, Lum. 3B-Harrelson. HR-Gonzalez (1), H. Aaron (1), SB-Cepeda (1), Jones (1), SF-Boyer.

Time-2:37. Attendance-50,122.

GAME 2
SUNDAY, OCTOBER 5

METS	1 3 2	2 1 0	2 0 0	—	11 13 1
BRAVES	0 0 0	1 5 0	0 0 0	—	6 9 3

WP: Taylor (1-0), LP: Reed (0-1), SV: McGraw (1)

E-Harrelson, Cepeda, Boyer, Gonzalez. DP-New York-2; Atlanta-0. 2B-Harrelson, Garrett, Jones, Cepeda, Carty. HR-Agee (1), H. Aaron (1), Jones (1), Boswell (1), SB-Garrett (1), Agee 2(2), Jones (2).

Time-3:10. Attendance-50,270.

GAME 3
MONDAY, OCTOBER 6

BRAVES	2 0 0	0 2 0	0 0 0	—	4 8 1
METS	0 0 1	2 3 1	0 0 X	—	7 14 0

WP: Ryan (1-0), LP: Jarvis (0-1), SV: None

E-Millan. DP-Atlanta-1; New York-0. 2B-Cepeda, Agee, H. Aaron, Kranepool, Jones, Grote. HR-H. Aaron (3), Agee (2), Boswell (2), Cepeda (1), Garrett (1), S-Harrelson.

Time-2:24. Attendance-54,195.



The Mets line up for the national anthem prior to their first World Series home game in franchise history.

1969 WORLD SERIES



BALTIMORE ORIOLES vs. NEW YORK METS

METS WON SERIES, 4-1



The New York Mets entered the 1969 World Series as heavy underdogs against Baltimore. After falling in Game 1, the Amazins' rattled off four straight wins to earn their first championship, just eight years after the franchise was born.

In Game 1, Baltimore's leadoff batter Don Buford smacked a home run off Tom Seaver. Mike Cuellar and the Orioles went on to a 4-1 triumph.

In Game 2, Jerry Koosman tossed 6.0 no-hit innings before Paul Blair singled to lead off the seventh. With the game tied, 1-1, in the ninth, Ed Charles, Jerry Grote and Al Weis strung together consecutive two-out singles to give New York a 2-1 lead. Koosman retired the first two batters in the ninth, before walking the next two. Ron Taylor got the final out, retiring Brooks Robinson to even the series at one game apiece.

A raucous Shea crowd of 56,335 watched the Mets shut out Baltimore, 5-0, in Game 3. Tommie Agee hit a leadoff home run off Jim Palmer, the only leadoff home run the Hall of Famer would ever allow, to put the Mets on the board early. In the fourth, the Orioles threatened, with runners at the corners and two outs, when Agee made a running, backhanded catch at the warning track in left-center to rob Elrod Hendricks. In the seventh, Baltimore loaded the bases with two outs and Blair laced a high drive to right-center. Agee, running full tilt, caught the ball sprawling on the warning track. Agee had made two of the greatest World Series catches ever, just three innings apart.

In Game 4, Seaver out-dueled Cuellar in a thrilling 10-inning, 2-1 victory. Donn Clendenon belted a solo home run in the second to give the Mets a 1-0 lead, which would hold up until the ninth. The Orioles put runners at first and third with one out, Brooks Robinson laced a sinking line drive to right-center. Ron Swoboda made a full length, diving catch. The tying run scored, but the brilliant catch prevented further damage. In the bottom of the 10th, with runners at first and second and nobody out, J.C. Martin pinch-hit for Seaver. Martin dropped a bunt down and Orioles' pitcher Pete Richert fielded the ball, but his throw hit Martin and the ball caromed into right field allowing Rod Gaspar to score from second. The Mets were one win away from their first title, while Baltimore argued that Martin was outside the basepath.

The unthinkable occurred on October 16, 1969 at Shea. Behind a 5-3 victory, New York's lovable losers were champions. The Orioles led 3-0 early, but home runs by Clendenon and Weis tied the game. In the eighth, Swoboda gave the Mets the lead with an RBI double. Koosman induced future Mets Manager Davey Johnson to fly out to Cleon Jones in leftfield for the final out. Clendenon (Sport Magazine) and Weis (BBWAA) were the Series MVPs.



NY		SERIES STATISTICS										OR
PLAYER	AVG	G	AB	H	2B	3B	HR	RBI				
Agee, of	.167	5	18	3	0	0	1	1				
Boswell, 2b	.333	1	3	1	0	0	0	0				
Charles, 3b	.133	4	15	2	1	0	0	0				
Clendenon, 1b	.357	4	14	5	1	0	3	4				
Dyer, ph	.000	1	1	0	0	0	0	0				
Garrett, 3b	.000	2	1	0	0	0	0	0				
Gaspar, of	.000	3	2	0	0	0	0	0				
Gentry, p	.333	1	3	1	1	0	0	2				
Grote, c	.211	5	19	4	2	0	0	1				
Harrelson, ss	.176	5	17	3	0	0	0	0				
Jones, of	.158	5	19	3	1	0	0	0				
Koosman, p	.143	2	7	1	0	0	0	0				
Kranepool, 1b	.250	1	4	1	0	0	1	1				
Martin, ph	.000	1	0	0	0	0	0	0				
Seaver, p	.000	2	4	0	0	0	0	0				
Shamsky, of	.000	3	6	0	0	0	0	0				
Swoboda, of	.400	4	15	6	1	0	1	1				
Weis, 2b	.455	5	11	5	0	0	1	3				
TOTALS	.220		159	35	8	0	6	13				
PITCHER	W-L	ERA	G	SV	IP	ER	SO					
Cardwell	0-0	0.00	1	0	1.0	0	0					
Gentry	1-0	0.00	1	0	6.2	0	4					
Koosman	2-0	2.04	2	0	17.2	4	9					
Ryan	0-0	0.00	1	1	2.1	0	3					
Seaver	1-1	3.00	2	0	15.0	5	9					
Taylor	0-0	0.00	2	1	2.1	0	3					
TOTALS	4-1	1.80		2	45.0	9	28					

**GAME 1
SATURDAY, OCTOBER 11**

METS	000	000	100	-	1	6	1
ORIOLES	100	300	00X	-	4	6	0

WP: Cuellar (1-0), LP: Seaver (0-1), SV: None
 E-Weis. DP-New York-0; Baltimore-1. 2B-Clendenon, Buford. HR-Buford (1). SF-Weis.
 Time-2:13. Attendance-50,429.

**GAME 2
SUNDAY, OCTOBER 12**

METS	000	100	001	-	2	6	0
ORIOLES	000	000	100	-	1	2	0

WP: Koosman (1-0), LP: McNally (0-1), SV: Taylor (1)
 2B-Charles. HR-Clendenon (1). SB-Blair (1).
 Time-2:20. Attendance-50,850.

**GAME 3
TUESDAY, OCTOBER 14**

ORIOLES	000	000	000	-	0	4	1
METS	120	001	01X	-	5	6	0

WP: Gentry (1-0), LP: Palmer (0-1), SV: Ryan (1)
 E-Palmer. 2B-Gentry, Grote. HR-Agee (1), Kranepool (1), S-Garrett.
 Time-2:23. Attendance-56,335.

**GAME 4
WEDNESDAY, OCTOBER 15**

ORIOLES	000	000	001	0-	1	6	1
METS	010	000	000	1-	2	10	1

WP: Seaver (1-1), LP: Hall (0-1), SV: None
 E-Richert, Garrett. DP-Baltimore-3; New York-0. 2B-Grote. HR-Clendenon (2), S-Martin. SF-B. Robinson.
 Time-2:33. Attendance-57,367.



A jubilant Jerry Koosman leaps into the arms of catcher Jerry Grote after the final out of the 1969 World Series in Game 5 vs. Baltimore.

**GAME 5
THURSDAY, OCTOBER 16**

ORIOLES	003	000	000	-	3	5	2
METS	000	002	12X	-	5	7	0

WP: Koosman (2-0), LP: Watt (0-1), SV: None
 E-Powell, Watt. 2B-Koosman, Jones, Swoboda. HR-McNally (1), F. Robinson (1), Clendenon (3), Weis (1), SB-Agee (1).
 Time-2:14. Attendance-57,397.



Mets fans celebrate on the field at Shea Stadium after the final out of the 1969 World Series.

1973 LEAGUE CHAMPIONSHIP SERIES



CINCINNATI REDS vs. NEW YORK METS

METS WON SERIES, 3-2



Bud Harrelson and Pete Rose start a bench-clearing brawl in Game 3 of the 1973 NLCS.

New York captured its second pennant in five years with a thrilling five-game series win over Cincinnati.

In Game 1, Pete Rose and Johnny Bench each belted home runs to upend Tom Seaver and the Mets, 2-1. Seaver allowed six hits and fanned a NLCS record 13 batters in the losing effort.

Jon Matlack was brilliant in Game 2, tossing a two-hitter to win, 5-0. Rusty Staub's home run in the fourth was the only run of the game until New York plated four in the ninth, two scoring on Jerry Grote's single.

The Mets scored nine runs in the first four innings en route to a 9-2 victory at Shea in Game 3. Staub cracked a solo home run in the first and a three-run shot in the second. The game featured an infamous fight between Pete Rose and Buddy Harrelson after Rose slid hard into second base attempting to break up a double play. After the bench-clearing brawl, Jerry Koosman continued to dominate the Reds.

Rose got his revenge with a 12th inning home run in Game 4 to give the Reds a 2-1 victory and send the series to a fifth and deciding game.

Ed Kranepool gave New York a 2-0 lead in the first with a two-run single in Game 5 in front of 50,323 fans at Shea. After Cincinnati tied the game 2-2 in the top of the fifth, the Mets exploded for four runs in the bottom of that frame. Cleon Jones, Willie Mays, Don Hahn and Harrelson each collected an RBI. Seaver and Tug McGraw held the Reds at bay as New York advanced to face Oakland in the World Series.

SERIES STATISTICS



PLAYER	AVG	G	AB	H	2B	3B	HR	RBI
Boswell, ph	.000	1	1	0	0	0	0	0
Garrett, 3b	.087	5	23	2	1	0	0	1
Grote, c	.211	5	19	4	0	0	0	2
Hahn, of	.235	5	17	4	0	0	0	1
Harrelson, ss	.167	5	18	3	0	0	0	2
Jones, of	.300	5	20	6	2	0	0	3
Koosman, p	.500	1	4	2	0	0	0	1
Kranepool, of	.500	1	2	1	0	0	0	2
Matlack, p	.000	1	2	0	0	0	0	0
Mays, of	.333	1	3	1	0	0	0	1
McGraw, p	.000	2	1	0	0	0	0	0
Millan, 2b	.316	5	19	6	0	0	0	2
Milner, 1b	.176	5	17	3	0	0	0	1
Seaver, p	.333	2	6	2	2	0	0	1
Staub, of	.200	4	15	3	0	0	3	5
Stone, p	.000	1	1	0	0	0	0	0
TOTALS	.220	168	37	5	0	3	22	

PITCHER	W-L	ERA	G	SV	IP	ER	SO
Koosman	1-0	2.00	1	0	9.0	2	9
Matlack	1-0	0.00	1	0	9.0	0	9
McGraw	0-0	0.00	2	1	5.0	0	3
Parker	0-1	9.00	1	0	1.0	1	0
Seaver	1-1	1.62	2	0	16.2	3	17
Stone	0-0	1.35	1	0	6.2	1	4
TOTALS	3-2	1.33	1	47.1	7	42	



Rusty Staub hit three of his four postseason home runs in the NLCS to help the Mets advance to the World Series.

POSTSEASON

GAME 1
SATURDAY, OCTOBER 6

METS	0	1	0	0	0	0	0	0	0	—	1	3	0
REDS	0	0	0	0	0	0	0	1	1	—	2	6	0

WP: Borbon (1-0), LP: Seaver (0-1), SV: None
 DP-New York-0; Cincinnati-1. 2B-Seaver, Bench, Driessen. HR-Rose (1), Bench (1), S-Millan, Billingham.
 Time-2:00. Attendance-53,431.

GAME 2
SUNDAY, OCTOBER 7

METS	0	0	0	1	0	0	0	4	4	—	5	7	0
REDS	0	0	0	0	0	0	0	0	0	—	0	2	0

WP: Matlack (1-0), LP: Gullett (0-1), SV: None
 DP-New York-0; Cincinnati-1. HR-Staub (1), S-Gullett, Matlack.
 Time-2:19. Attendance-54,041.

GAME 3
MONDAY, OCTOBER 8

REDS	0	0	2	0	0	0	0	0	0	—	2	8	1
METS	1	5	1	2	0	0	0	0	X	—	9	11	1

WP: Koosman (1-0), LP: Grimsley (0-1), SV: None
 E-Kosco, Garrett. DP-Cincinnati-0; New York-1. 2B-Jones, Bench. HR-Staub-2 (3), Menke (1), SF-Garrett.
 Time-2:48. Attendance-53,967.

GAME 4
TUESDAY, OCTOBER 9

REDS	0	0	0	0	0	0	1	0	0	—	2	8	0
METS	0	0	1	0	0	0	0	0	0	—	1	3	1

WP: Carroll (1-0), LP: Parker (0-1), SV: Borbon (1)
 E-McGraw. DP-Cincinnati-1; New York-2. HR-Perez (1), Rose (2), S-Morgan.
 Time-3:07. Attendance-50,786.


GAME 5
WEDNESDAY, OCTOBER 10

REDS	0	0	1	0	1	0	0	0	0	—	2	7	1
METS	2	0	0	0	4	1	0	0	X	—	7	13	1

WP: Seaver (1-1), LP: Billingham (0-1), SV: McGraw (1)
 E-Jones, Driessen. 2B-Morgan, Griffey, Rose, Garrett, Jones, Seaver, S-Millan. SF-Driessen.
 Time-2:40. Attendance-50,323.



1973 Mets World Series press pin



Tom Seaver struck out a NLCS record 13 batters in Game 1 and came back in Game 5 to earn the win in the clincher.

1973 WORLD SERIES



OAKLAND A's vs. NEW YORK METS METS LOST SERIES, 4-3



New York lost a postseason series for the first time, falling in a seven-game set to the Oakland Athletics.

In Game 1, the A's nipped the Mets, 2-1, despite managing just four hits off Jon Matlack and Tug McGraw. Second baseman Felix Millan's error in the third inning proved costly as Oakland's only two runs of the game would score in that inning.

New York evened the series with a 10-7, 12-inning victory in Game 2. Oakland scored two runs in the ninth to tie the game, 6-6, to force extra innings. Willie Mays singled home Bud Harrelson with the go-ahead run in the 12th, which would prove to be Mays' last hit in the majors.

The World Series returned to Shea and Wayne Garrett cracked a solo home run as the Mets jumped on top, 2-0, in the first inning of Game 3. Once again, Oakland rallied to tie the game in the eighth and scored in the 11th for a 3-2 victory.

The Mets tied the series at two games apiece with a 6-1 triumph in Game 4. Rusty Staub drove in five runs, with a three-run home run in the first and a two-run single in the fourth. Matlack allowed three hits in 8.0 innings to pick up the win.

SERIES STATISTICS

PLAYER	AVG	G	AB	H	2B	3B	HR	RBI
Beauchamp, ph	.000	4	4	0	0	0	0	0
Boswell, ph	1.000	3	3	3	0	0	0	0
Garrett, 3b	.167	7	30	5	0	0	2	2
Grote, c	.267	7	30	8	0	0	0	0
Hahn, h	.241	7	29	7	1	1	0	2
Harrelson, ss	.250	7	24	6	1	0	0	1
Hodges, ph	.000	1	0	0	0	0	0	0
Jones, of	.286	7	28	8	2	0	1	1
Koosman, p	.000	2	4	0	0	0	0	0
Kranepool, ph	.000	4	3	0	0	0	0	0
Martinez, pr	.000	2	0	0	0	0	0	0
Matlack, p	.250	3	4	1	0	0	0	0
Mays, of	.286	3	7	2	0	0	0	1
McGraw, p	.333	5	3	1	0	0	0	0
Millan, 2b	.188	7	32	6	1	1	0	1
Milner, 1b	.296	7	27	8	0	0	0	2
Seaver, p	.000	2	5	0	0	0	0	0
Staub, p	.423	7	26	11	2	0	1	6
Theodore, of	.000	2	2	0	0	0	0	0
TOTALS	.253	261	66	7	2	4	16	

PITCHER	W-L	ERA	G	SV	IP	ER	SO
Koosman	1-0	3.12	2	0	8.2	3	8
Matlack	1-2	2.16	3	0	16.2	4	11
McGraw	1-0	2.63	5	1	13.2	4	14
Parker	0-1	0.00	3	0	3.1	0	2
Sadecki	0-0	1.93	4	1	4.2	1	6
Seaver	0-1	2.40	2	0	15.0	4	18
Stone	0-0	0.00	2	1	3.0	0	3
TOTALS	3-4	2.22	3	65.0	16	62	



Tug McGraw reacts after saving the Mets 2-0 Game 5 win.

New York took a 3-2 series lead with a 2-0 win at Shea in front of 54,817 fans in Game 5. Jerry Koosman and McGraw shut out the A's on three hits.

Needing just one win in Oakland to capture their second championship, the Mets lost Game 6, 3-1 and Game 7, 5-2. In Game 6, Reggie Jackson had two RBI doubles off Tom Seaver.

Four Oakland runs in the third inning on home runs by Bert Campaneris and Jackson in Game 7 broke the game open. Garrett, the tying run in the ninth, popped out to end the series and New York's dream.

GAME 1
SATURDAY, OCTOBER 13

METS	000	100	000	—	1	7	2
ATHLETICS	002	000	00X	—	2	4	0

WP: Holtzman (1-0), LP: Matlack (0-1), SV: Knowles (1)
 E-Millan, Mays. DP-New York-0; Oakland-2. 2B-Holtzman, Jones.
 3B-Millan, SB-Campaneris (1), S-Matlack, Rudi.
 Time-2:26. Attendance-46,021.

GAME 2
SUNDAY, OCTOBER 14

METS	011	004	000	004	—	10	15	1
ATHLETICS	210	000	102	001	—	7	13	5

WP: McGraw (1-0), LP: Fingers (0-1), SV: Stone (1)
 E-Koosman, Bando, Tenace, Andrews-2, Knowles. DP-New York-1;
 Oakland-1. 2B-Rudi, Alou, Jackson, Johnson, Harrleson. 3B-Bando,
 Campaneris, Jackson. HR-Jones (1), Garrett (1), SB-Campaneris (2),
 S-McGraw.
 Time-4:13. Attendance-49,151.

GAME 3
TUESDAY, OCTOBER 16

ATHLETICS	000	001	010	011	—	3	10	1
METS	200	000	000	000	—	2	10	2

WP: Lindblad (1-0), LP: Parker (0-1), SV: Fingers (1)
 E-Hunter, Millan-2. 2B-Rudi, Hahn, Bando, Tenace, Staub. HR-Garrett
 (2), SB-Campaneris (3), S-Bando, Millan.
 Time-3:15. Attendance-54,817.

GAME 4
WEDNESDAY, OCTOBER 17

ATHLETICS	000	100	000	—	1	5	1
METS	300	300	00X	—	6	13	1

WP: Matlack (1-1), LP: Holtzman (1-1), SV: Sadecki (1)
 E-Green, Garrett. DP-Oakland-4; New York-0. HR-Staub (1).
 Time-2:41. Attendance-54,817.

GAME 5
THURSDAY, OCTOBER 18

ATHLETICS	000	000	000	—	0	3	1
METS	010	001	00X	—	2	7	1

WP: Koosman (1-0), LP: Blue (0-1), SV: McGraw (1)
 E-Campaneris, Garrett. DP-Oakland-0; New York-1. 2B-Jones, Fosse.
 3B-Hahn, S-Grote.
 Time-2:39. Attendance-54,817.

GAME 6
SATURDAY, OCTOBER 20

METS	000	000	010	—	1	6	2
ATHLETICS	101	000	01X	—	3	7	0

WP: Hunter (1-0), LP: Seaver (0-1), SV: Fingers (2)
 E-Garrett, Hahn. DP-New York-1; Oakland-0. 2B-Jackson-2. SF-Alou.
 Time-2:07. Attendance-49,333.

GAME 7
SUNDAY, OCTOBER 21

METS	000	001	001	—	2	8	1
ATHLETICS	004	010	00X	—	5	9	1

WP: Holtzman (2-1), LP: Matlack (1-2), SV: Knowles (2)
 E-Jones. DP-New York-0; Oakland-1. 2B-Holtzman, Millan, Staub. HR-
 Campaneris (1), Jackson (1).
 Time-2:37. Attendance-49,333.



Willie Mays recorded his last hit in the majors when he singled home Bud Harrelson in the 12th inning of Game 2.

1986 LEAGUE CHAMPIONSHIP SERIES



HOUSTON ASTROS vs. NEW YORK METS

METS WON SERIES, 4-2



New York improved to 3-0 in the NLCS with a dramatic six-game victory, avoiding Houston ace Mike Scott in Game 7.

The Mets returned to the postseason after a 13-year absence and lost Game 1, 1-0. Scott hurled a complete-game, five-hit shutout with 14 strikeouts. Glenn Davis swatted a home run in the second inning for the lone run of the game.

Bobby Ojeda matched Scott in Game 2, with a complete-game, 5-1 victory to tie the series. Gary Carter had an RBI double in the fourth and Keith Hernandez added a two-run triple in the fifth.

In Game 3, back at Shea, the Mets fell behind 4-0, but Darryl Strawberry's three-run home run in the sixth helped tie the game. Trailing 5-4, with one on and one out, Lenny Dykstra cracked a two-run home run into the Mets bullpen to give New York a 6-5 victory.

Scott again was brilliant in Game 4, tossing a complete-game three-hitter as the Astros won 3-1.

Nolan Ryan and Dwight Gooden locked horns in a tremendous pitching duel in Game 5. Ryan allowed two hits (Strawberry home run) with 12 strikeouts in 9.0 innings, while Doc scattered nine hits in 10.0 innings. Carter's RBI single in the 12th gave New York the win and left them one win away from their third trip to the World Series.

Game 6 at the Astrodome was simply a classic, the longest postseason game in time (4:42) and innings (16) at that

point. Houston led 3-0 until the Mets tied it in the ninth on RBI from Mookie Wilson, Hernandez and Ray Knight. With the Mets leading, 4-3, in the bottom of the 14th, Billy Hatcher hit a home run off the left field screen off Jesse Orosco. In the 16th, New York scored three times, as Strawberry's double and Knight's single put the Mets ahead. Houston rallied for two runs, but Orosco struck out Kevin Bass with the winning run on base to become the first pitcher to earn three wins in one LCS.

SERIES STATISTICS



PLAYER	AVG	G	AB	H	2B	3B	HR	RBI
Backman, 2b	.238	6	21	5	0	0	0	2
Carter, c	.148	6	27	4	1	0	0	2
Darling, p	.000	1	1	0	0	0	0	0
Dykstra, of	.304	6	23	7	1	1	1	3
Elster, ss	.000	4	3	0	0	0	0	0
Fernandez, p	.000	1	1	0	0	0	0	0
Gooden, p	.000	2	5	0	0	0	0	0
Heep, of	.250	5	4	1	0	0	0	1
Hernandez, 1b	.269	6	26	7	1	1	0	3
Johnson, ph	.000	2	2	0	0	0	0	0
Knight, 3b	.167	6	24	4	0	0	0	2
Mazzilli, ph	.200	5	5	1	0	0	0	0
McDowell, p	.000	2	1	0	0	0	0	0
Mitchell, of	.250	2	8	2	0	0	0	0
Ojeda, p	.000	2	5	0	0	0	0	0
Santana, ss	.176	6	17	3	0	0	0	0
Strawberry, of	.227	6	22	5	1	0	2	5
Teufel, 2b	.167	2	6	1	0	0	0	0
Wilson, of	.115	6	26	3	0	0	0	1
TOTALS	.189	227	43	4	2	3	19	

PITCHER	W-L	ERA	G	SV	IP	ER	SO
Aguilera	0-0	0.00	2	0	5.0	0	2
Darling	0-0	7.20	1	0	5.0	4	5
Fernandez	0-1	4.50	1	0	6.0	3	5
Gooden	0-1	1.06	2	0	17.0	2	9
McDowell	0-0	0.00	2	0	7.0	0	3
Ojeda	1-0	2.57	2	0	14.0	4	6
Orosco	3-0	3.38	4	0	8.0	3	10
Sisk	0-0	0.00	1	0	1.0	0	0
TOTALS	4-2	2.29	0	63.0	16	40	



Lenny Dykstra rounds the bases after hitting the game-winning home run in Game 3 of the NLCS to give the Mets a 6-5 victory.

POSTSEASON

**GAME 1
WEDNESDAY, OCTOBER 8**

METS	000	000	000	-	0	5	0
ASTROS	010	000	00X	-	1	7	1

WP: Scott (1-0), LP: Gooden (0-1), SV: None
 E-Reynolds, DP-New York-1; Houston-0. 2B-Bass, HR-Davis (1), SB-Hatcher (1), Dykstra (1), Bass (1), Strawberry (1).
 Time-2:56. Attendance-44,131.

**GAME 2
THURSDAY, OCTOBER 9**

METS	000	230	000	-	5	10	0
ASTROS	000	000	100	-	1	10	2

WP: Ojeda (1-0), LP: Ryan (0-1), SV: None
 E-Hatcher, Davis, DP-New York-2; Houston-1. 2B-Bass, Carter, Dykstra. 3B-Hernandez, SB-Wilson (1), SF-Strawberry.
 Time-2:40. Attendance-44,391.

**GAME 3
SATURDAY, OCTOBER 11**

ASTROS	220	000	100	-	5	8	1
METS	000	004	002	-	6	10	1

WP: Orosco (1-0), LP: Smith (0-1), SV: None
 E-Reynolds, Knight, DP-Houston-0; New York-1. HR-Doran (1), Strawberry (1), Dykstra (1), SB-Hatcher-2 (3), Bass (2), S-Hatcher.
 Time-2:55. Attendance-55,052.

**GAME 4
SUNDAY, OCTOBER 12**

ASTROS	020	010	000	-	3	4	1
METS	000	000	010	-	1	3	0

WP: Scott (2-0), LP: Fernandez (0-1), SV: None
 E-Scott, 2B-Walling, HR-Ashby (1), Thon (1), SB-Backman (1), SF-Heep.
 Time-2:23. Attendance-55,038.

**GAME 5
TUESDAY, OCTOBER 14**

ASTROS	000	010	000	000	-	1	9	1
METS	000	010	000	001	-	2	4	0

WP: Orosco (2-0), LP: Kerfeld (0-1), SV: None
 E-Kerfeld, DP-Houston-0; New York-2. 2B-Ashby, HR-Strawberry (2), SB-Doran (1), Puhl (1), S-Hatcher.
 Time-3:45. Attendance-54,986.

**GAME 6
WEDNESDAY, OCTOBER 15**

METS	000	000	003	000	010	3	-	7	110
ASTROS	300	000	000	000	010	2	-	6	111

WP: Orosco (3-0), LP: Lopez (0-1), SV: None
 E-Bass, DP-New York-0; Houston-2. 2B-Garner, Davis, Hernandez, Strawberry. 3B-Dykstra, HR-Hatcher (1), SB-Doran (2), S-Orosco, SF-Knight.
 Time-4:42. Attendance-45,718.



Gary Carter, Darryl Strawberry and Keith Hernandez celebrate during the 1986 NLCS.

1986 WORLD SERIES



BOSTON RED SOX vs. NEW YORK METS

METS WON SERIES, 4-3



For only the second time in World Series history, a team lost the first two games at home, but emerged as the World Champion, as New York won its second title in amazing fashion against the Boston Red Sox.

In Game 1, Bruce Hurst and Calvin Schiraldi combined to shut out the Mets, 1-0. Jim Rice scored the lone run on an error by second baseman Tim Teufel.

Boston scored nine times on 18 hits in a 9-3 win in Game 2.

In Boston, Lenny Dykstra led off Game 3 with a solo home run to ignite a four-run first inning. Bobby Ojeda stymied the Sox through 7.0 innings as New York won, 7-1.

In Game 4, Gary Carter cracked two home runs and Ron Darling's 7.0-shutout innings helped the Mets even the series with a 6-2 triumph.

In the pivotal fifth game, Hurst tossed a complete game for the Red Sox as Boston won, 4-2.

The Mets returned to Shea for Game 6 in a contest that would become part of World Series lore. New York, facing elimination, trailed 2-0 in the bottom of the fifth, 3-2 entering the bottom of the eighth and 5-3 going to the bottom of the 10th. Ray Knight's RBI single helped tie the contest in the fifth and Carter's sacrifice fly tied the game in the eighth. After Dave Henderson's home run had put the Sox ahead in the 10th, both Backman and Hernandez were retired. But Carter, Kevin Mitchell and Knight followed with singles to cut the deficit to 5-4.

Boston reliever Bob Stanley was summoned and on a 2-2 count, Mookie Wilson fouled back two pitches before dodging a wild pitch that allowed Mitchell to score to tie the game. Wilson then hit a dribbler up the first base line that bounced under Bill Buckner's legs, enabling Knight to score the winning run.

After a day of rain, the Mets won their second World Championship with an 8-5 triumph. Boston built a 3-0 lead, but New York scored three runs in the sixth, two runs coming home on a single by Hernandez. Knight's seventh-inning home run gave the Mets the lead for good. Santana and Hernandez would drive in runs later in the inning and Darryl Strawberry cracked a solo home run in the eighth. Orosco struck out Marty Barrett for the final out as Shea erupted in euphoria. Knight was named the Series MVP.

SERIES STATISTICS

PLAYER	AVG	G	AB	H	2B	3B	HR	RBI
Backman, 2b	.333	6	18	6	0	0	0	1
Carter, c	.276	7	29	8	2	0	2	9
Darling, p	.000	3	0	0	0	0	0	0
Dykstra, of	.296	7	27	8	0	0	2	3
Elster, ss	.000	1	1	0	0	0	0	0
Gooden, p	.500	2	2	1	0	0	0	0
Heep, dh	.091	5	11	1	0	0	0	2
Hernandez, 1b	.231	7	26	6	0	0	0	4
Johnson, ss	.000	2	5	0	0	0	0	0
Knight, 3b	.391	6	23	9	1	0	1	5
Mazzilli, of	.400	4	5	2	0	0	0	0
Mitchell, of	.250	5	8	2	0	0	0	0
Ojeda, p	.000	2	2	0	0	0	0	0
Orosco, p	1.000	4	1	1	0	0	0	1
Santana, ss	.250	7	20	5	0	0	0	2
Strawberry, of	.208	7	24	5	1	0	1	1
Teufel, 2b	.444	3	9	3	1	0	1	1
Wilson, of	.269	7	26	7	1	0	0	0
TOTALS	.271	240	65	6	0	7	29	

PITCHER	W-L	ERA	G	SV	IP	ER	SO
Aguilera	1-0	12.00	1	0	3.0	4	4
Darling	1-1	1.53	3	0	17.2	3	12
Fernandez	0-0	1.35	3	0	6.2	1	10
Gooden	0-2	8.00	2	0	9.0	8	9
McDowell	1-0	4.91	5	0	7.1	4	2
Ojeda	1-0	2.08	2	0	13.0	3	9
Orosco	0-0	0.00	4	2	5.2	0	6
Sisk	0-0	0.00	1	0	0.2	0	1
TOTALS	4-3	3.29	2	63.0	23	53	



Ray Knight races home with the winning run in New York's dramatic, 6-5, 10th-inning comeback in Game 6 of the 1986 World Series vs. Boston.

GAME 1
SATURDAY, OCTOBER 18

RED SOX	000	000	100	—	1	5	0
METS	000	000	000	—	0	4	1

WP: Hurst (1-0), LP: Darling (0-1), SV: Schiraldi (1)
E-Teufel. DP-Boston-1; New York-1. SB-Wilson (1), Strawberry (1).
S-Santana.
Time-2:59. Attendance-55,076.

GAME 2
SUNDAY, OCTOBER 19

RED SOX	003	120	201	—	9	18	0
METS	002	010	000	—	3	8	1

WP: Crawford (1-0), LP: Gooden (0-1), SV: Stanley (1)
E-Hernandez. DP-Boston-0; New York-1. 2B-Boggs-2. HR-Henderson
(1), Evans (1). S-Dykstra, Clemens.
Time-3:36. Attendance-55,063.

GAME 3
TUESDAY, OCTOBER 21

METS	400	000	210	—	7	13	0
RED SOX	001	000	000	—	1	5	0

WP: Ojeda (1-0), LP: Boyd (0-1), SV: None
DP-New York-1; Boston-1. 2B-Carter, Baylor, Knight. HR-Dykstra (1).
Time-2:58. Attendance-33,595.

GAME 4
WEDNESDAY, OCTOBER 22

METS	000	300	210	—	6	12	0
RED SOX	000	000	020	—	2	7	1

WP: Darling (1-1), LP: Nipper (0-1), SV: Orosco (1)
E-Gedman. DP-New York-0; Boston-3. 2B-Barrett, Gedman, Strawberry,
Carter, Rice. HR-Carter-2 (2), Dykstra (2). SB-Backman (1), Wilson-2 (3).
SF-Henderson.
Time-3:22. Attendance-33,920.



Jesse Orosco saved the Game 7 clincher in the '86 series.

GAME 5
THURSDAY, OCTOBER 23

METS	000	000	011	—	2	10	1
RED SOX	011	020	00X	—	4	12	0

WP: Hurst (2-0), LP: Gooden (0-2), SV: None
E-Santana. DP-New York-0; Boston-1. 2B-Teufel, Henderson, Barrett,
Wilson. 3B-Henderson, Rice. HR-Teufel (1). S-Santana. SF-Owen.
Time-3:09. Attendance-34,010.

GAME 6
SATURDAY, OCTOBER 25

RED SOX	110	000	100	2	—	5	13	3
METS	000	020	010	3	—	6	8	2

WP: Aguilera (1-0), LP: Schiraldi (0-1), SV: None
E-Buckner, Evans, Gedman, Knight, Elster. DP-Boston-1; New York-1.
2B-Evans, Boggs. HR-Henderson (2). SB-Strawberry-2 (3). S-Owen,
Dykstra, Backman. SF-Carter.
Time-4:02. Attendance-55,078.

GAME 7
MONDAY, OCTOBER 27

RED SOX	030	000	020	—	5	9	0
METS	000	003	32X	—	8	10	0

WP: McDowell (1-0), LP: Schiraldi (0-2), SV: Orosco (2)
2B-Evans. HR-Evans (2), Gedman (1), Knight (1), Strawberry (1).
S-Hurst-2, McDowell. SF-Hernandez.
Time-3:11. Attendance-55,032.



Gary Carter aboard a float as the Mets ride through the Canyon of Heroes during the parade.



1988 LEAGUE CHAMPIONSHIP SERIES



LOS ANGELES DODGERS vs. NEW YORK METS METS LOST SERIES, 4-3



Despite beating the Dodgers in 10 of 11 match-ups during the regular season, Los Angeles knocked off New York in seven games. It was the first time in four NLCS appearances that the Mets failed to reach the World Series.

New York rallied for three runs in the ninth inning to take Game 1, 3-2. Darryl Strawberry had an RBI double in the inning and a two-out, two-run double by Gary Carter proved to be the difference.

The Dodgers scored five runs off David Cone in the first two innings of Game 2 and went on to win, 6-3.

In a steady, cold rain, the Mets won Game 3, 8-4. Down 4-3, the Mets scored five times in the bottom of the eighth. A two-out RBI double by Wally Backman tied the game and Mookie Wilson's RBI single gave New York the lead for good.

The turning point of the series occurred in the ninth inning of Game 4 when Mike Scioscia's two-run home run off Dwight Gooden tied the game, 4-4. Kirk Gibson cracked a home run off Roger McDowell to win the game in the 12th as Los Angeles tied the series. Orel Hershiser entered with two outs in the bottom of the 12th and got Kevin McReynolds to pop out with the bases loaded to end the game.

Gibson remained hot and belted a three-run home run in the fifth inning to lift the Dodgers to a 7-4 victory in Game 5.

On the brink of elimination, McReynolds went 4-4 with three RBI and Cone hurled a complete game in a 5-1 Game 6 win to force a seventh and deciding game.

Hershiser tossed a complete-game, five-hit, 6-0 shutout to beat the Mets in Game 7. Los Angeles scored five times in the second inning to break open the contest.



Darryl Strawberry led the National League with 39 home runs and drove in 101 runs in 1988.

SERIES STATISTICS								LA
PLAYER	AVG.	G	AB	H	2B	3B	HR	RBI
Aguilera, p	.000	3	1	0	0	0	0	0
Backman, 2b	.273	7	22	6	1	0	0	2
Carter, c	.222	7	27	6	1	1	0	4
Cone, p	.000	3	4	0	0	0	0	0
Darling, p	.000	3	3	0	0	0	0	0
Dykstra, p	.429	7	14	6	3	0	1	3
Elster, p	.250	5	8	2	1	0	0	1
Fernandez, p	.000	1	1	0	0	0	0	0
Gooden, p	.200	3	5	1	0	0	0	0
Hernandez, 1b	.269	7	26	7	0	0	1	5
Jefferies, 3b	.333	7	27	9	2	0	0	1
Johnson, ss	.056	6	18	1	0	0	0	0
Magadan, ph	.000	3	3	0	0	0	0	0
Mazzilli, ph	.500	3	2	1	0	0	0	0
McReynolds, of	.250	7	28	7	2	0	2	4
Sasser, c	.200	4	5	1	0	0	0	0
Strawberry, of	.300	7	30	9	2	0	1	6
Teufel, 2b	.000	1	3	0	0	0	0	0
Wilson, of	.154	4	13	2	0	0	0	1
TOTALS	.242	240	58	12	1	5	27	

PITCHER	W-L	ERA	G	SV	IP	ER	SO
Aguilera	0-0	1.29	3	0	7.0	1	4
Cone	1-1	4.50	3	0	12.0	6	9
Darling	0-1	7.71	2	0	7.0	6	7
Fernandez	0-1	13.50	1	0	4.0	6	5
Gooden	0-0	2.95	3	0	18.1	6	20
Leach	0-0	0.00	3	0	5.0	0	4
McDowell	0-1	4.50	4	0	6.0	3	5
Myers	2-0	0.00	3	0	4.2	0	0
TOTALS	3-4	3.94	0	64.0	28	54	

**GAME 1
TUESDAY, OCTOBER 4**

METS	000	000	003	-	3	8	1
DODGERS	100	000	100	-	2	4	0

WP: Myers (1-0), LP: Howell (0-1), SV: None

E-Backman, DP-New York-0; Los Angeles-2. 2B-Scioscia, Strawberry, Carter, SB-Sax (1), S-Backman.

Time-2:45. Attendance-55,582.

**GAME 2
WEDNESDAY, OCTOBER 5**

METS	000	200	001	-	3	6	0
DODGERS	140	010	00X	-	6	7	0

WP: Belcher (1-0), LP: Cone (0-1), SV: Pena (1)

DP-New York-0; Los Angeles-2. 2B-Jefferies, Hatcher, Dykstra, HR-Hernandez (1), SB-Gibson (1).

Time-3:10. Attendance-55,780.

**GAME 3
SATURDAY, OCTOBER 8**

DODGERS	021	000	010	-	4	7	2
METS	001	002	05X	-	8	9	2

WP: Myers (2-0), LP: Pena (0-1), SV: None

E-Hernandez, Gibson, Hamilton, McDowell, DP-Los Angeles-1, New York-0. 2B-Strawberry, Backman, SB-Sax (2), Shelby (1), Johnson (1).

Time-3:44. Attendance-44,672.

**GAME 4
SUNDAY, OCTOBER 9**

DODGERS	200	000	002	001	-	5	7	1
METS	000	301	000	000	-	4	10	2

WP: Pena (1-1), LP: McDowell (0-1), SV: Hershiser (1)

E-Hatcher, Elster-2, DP-Los Angeles-1; New York-1. 2B-McReynolds.

3B-Carter, HR-Strawberry (1), McReynolds (1), Scioscia (1), Gibson (1).

SB-Sax-3 (5), Shelby (2), McReynolds (1), S-Griffin.

Time-4:29. Attendance-54,014.

**GAME 5
MONDAY, OCTOBER 10**

DODGERS	000	330	001	-	7	12	0
METS	000	030	010	-	4	9	1

WP: Belcher (2-0), LP: Fernandez (0-1), SV: Holton (1)

E-Johnson, 2B-Dempsey-2, Griffin, Marshall, Dykstra, 3B-Marshall, HR-Gibson (1), Dykstra (1), SB-Gibson (1).

Time-3:07. Attendance-52,069.

**GAME 6
TUESDAY, OCTOBER 11**

METS	101	021	000	-	5	11	0
DODGERS	000	010	000	-	1	5	2

WP: Cone (1-1), LP: Leary (0-1), SV: None

E-Hatcher, Hamilton, DP-New York-0; Los Angeles-2. 2B-Elster, Dykstra, McReynolds, HR-McReynolds (1), SB-Backman (1), Hernandez (1), McReynolds (2), S-Cone, Backman, SF-McReynolds.

Time-3:16. Attendance-55,885.

**GAME 7
WEDNESDAY, OCTOBER 12**

METS	000	000	000	-	0	5	2
DODGERS	150	000	00X	-	6	10	0

WP: Hershiser (1-0), LP: Darling (0-1), SV: None

E-Jefferies, Backman, DP-New York-1; Los Angeles-1. 2B-Hatcher, Jefferies, SB-Mazzilli (1), SF-Gibson, Shelby.

Time-2:51. Attendance-55,693.

BEST POSTSEASON RECORDS

TEAM	PCT	GAMES	RECORD	YEARS
Florida/Miami Marlins	.652	38	24-14	3
New York Yankees	.584	413	241-172	53
NEW YORK METS	.573	89	51-38	9
Baltimore Orioles	.551	98	54-44	13
Boston Red Sox	.543	200	108-91	25

1999 DIVISION SERIES



ARIZONA DIAMONDBACKS vs. NEW YORK METS

METS WON SERIES, 3-1



The Mets returned to the postseason for the first time since 1988 and defeated Arizona in the NLDS in four games.

John Olerud and Edgardo Alfonzo each touched up Randy Johnson for home runs as the Mets built a 4-1 lead in Game 1. The Diamondbacks tied the contest in the sixth, but Alfonzo walloped his second home run of the night, a grand slam in the ninth, to lift New York to an 8-4 win.

Arizona captured Game 2, 7-1, behind Steve Finley's five RBI to even the series.

Back in New York and with Mike Piazza on the bench for Game 3 with a bad thumb, the Mets scored six times in the sixth to beat the D-Backs, 9-2. Olerud recorded three RBI, while Darryl Hamilton collected two RBI.

In the fourth game, in front of 56,177 fans at Shea, the Mets trailed, 3-2, but Roger Cedeño tied the game in the eighth with a sacrifice fly. In the 10th, back-up catcher Todd Pratt ended the series and sent the Mets to the NLCS with a solo walk-off home run off Matt Mantei that landed just out of the reach of Finley. Longtime Met John Franco earned his first postseason victory.



Todd Pratt hit a 10th inning, walk-off, series-ending home run in Game 4 vs. Arizona in the 1999 National League Division Series in a 4-3 win.



Al Leiter spun a two-hit shutout in the Wild Card tie-breaker game at Cincinnati that sent the Mets to the NLDS.

SERIES STATISTICS

PLAYER	AVG	G	AB	H	2B	3B	HR	RBI
Agbayani, of	.300	4	10	3	1	0	0	1
Alfonzo, 2b	.250	4	16	4	1	0	3	6
Bonilla, ph	.000	2	1	0	0	0	0	0
Cedeño, of	.286	4	7	2	0	0	0	2
Dunston, ph	.167	4	6	1	0	0	0	0
Franco, M, ph	.000	1	0	0	0	0	0	0
Hamilton, of	.125	4	8	1	0	0	0	2
Henderson, of	.400	4	15	6	0	0	0	1
Leiter, p	.000	1	3	0	0	0	0	0
Mora, ph	.000	3	1	0	0	0	0	0
Olerud, 1b	.438	4	16	7	0	0	1	6
Ordonez, ss	.286	4	14	4	1	0	0	2
Piazza, c	.222	2	9	2	0	0	0	0
Pratt, c	.125	3	8	1	0	0	1	1
Reed, p	.000	1	1	0	0	0	0	0
Rogers, p	.000	1	2	0	0	0	0	0
Ventura, 3b	.214	4	14	3	2	0	0	1
Wendell, p	.000	2	1	0	0	0	0	0
Yoshii, p	.000	1	2	0	0	0	0	0
TOTALS	.254	134	34	5	0	5	22	

PITCHER	W-L	ERA	G	SV	IP	ER	SO
Benitez	0-0	0.00	2	0	2.1	0	2
Cook	0-0	0.00	1	0	1.2	0	1
Dotel	0-0	54.00	1	0	0.1	2	0
Franco, J	1-0	0.00	3	0	3.2	0	2
Hershiser	0-0	0.00	1	0	1.0	0	1
Leiter	0-0	3.52	1	0	7.2	3	4
Mahomes	0-0	5.40	1	0	1.2	1	1
Reed	1-0	3.00	1	0	6.0	2	2
Rogers	0-1	8.31	1	0	4.1	4	6
Wendell	1-0	0.00	2	0	2.0	0	0
Yoshii	0-0	6.75	1	0	5.1	4	3
TOTALS	3-1	4.00	0	36.0	16	22	

**GAME 1
TUESDAY, OCTOBER 5**

METS	102	100	004	-	8	10	0
D-BACKS	001	102	000	-	4	7	0

WP: Wendell (1-0), LP: Johnson (0-1), SV: None
 DP-New York-2; Arizona-0. 2B-Ventura, Gonzalez, Johnson.
 3B-Womack. HR-Alfonzo-2 (2), Olerud (1), Durazo (1), Gonzalez (1). SB-Henderson-2 (2), S-Ordonez. SF-Bell.
 Time-2:53. Attendance-49,584.

**GAME 2
WEDNESDAY, OCTOBER 6**

METS	001	000	000	-	1	5	0
D-BACKS	003	020	20X	-	7	9	1

WP: Stottlemyre (1-0), LP: Rogers (0-1), SV: None
 E-Bell. DP-New York-1; Arizona-1. 2B-Ordonez, Colbrunn, Finley, Williams. SB-Henderson-3 (5), Ordonez (1).
 Time-3:13. Attendance-49,328.

**GAME 3
FRIDAY, OCTOBER 8**

D-BACKS	000	020	000	-	2	5	3
METS	012	006	00X	-	9	11	0

WP: Reed (1-0), LP: Daal (0-1), SV: None
 E-Fox, Daal, Womack. DP-Arizona-1; New York-1. 2B-Stinnett, Alfonzo. HR-Ward (1), SB-Henderson (6), Cedeño (1), S-Reed, Ordonez.
 Time-3:05. Attendance-56,180.

**GAME 4
SATURDAY, OCTOBER 9**

D-BACKS	000	010	020	0	-	3	5	1
METS	000	101	010	1	-	4	8	0

WP: Franco (1-0), LP: Mantei (0-1), SV: None
 E-Womack. DP-Arizona-1; New York-0. 2B-Bell, Ventura, Agbayani. HR-Colbrunn (1); Alfonzo (3); Pratt (1), S-Mora. SF-Cedeño.
 Time-3:23. Attendance-56,177.



Mike Piazza celebrates advancing to the NLCS after the Mets toppled the Diamondbacks, 4-3, in the NLDS at Shea.

1999 LEAGUE CHAMPIONSHIP SERIES



ATLANTA BRAVES vs. NEW YORK METS

METS LOST SERIES, 4-2



Atlanta outlasted New York in a dramatic six-game series.

Gerald Williams had an RBI single to break a 1-1 tie in the bottom of the fifth inning as the Braves went on to a 4-2 victory in Game 1.

The Mets returned to Shea in an 0-2 hole after losing, 4-3, in Game 2. Brian Jordan and Eddie Perez each hit a two-run home run off Kenny Rogers in the sixth inning to erase a 2-0 Mets lead.

In Game 3, two Mets errors in the first inning allowed Atlanta to score the only run of the game in a 1-0 loss.

Trailing 2-1 in the eighth, four outs from having their season end, New York responded in Game 4. John Olerud, who had hit a solo home run in the sixth, singled to center field which plated two runs to give the Mets a 3-2 victory.

Game 5 was a classic. A 15-inning, five-hour and 46-minute marathon was played in driving rain. The Mets led 2-0 in the first inning on a two-run home run by Olerud, but the Braves tied the game in the fourth. Seven New York relievers combined to hold Atlanta scoreless entering the 15th. The Braves took a 3-2 lead in the 15th when Keith Lockhart's triple off Octavio Dotel scored Walt Weiss. Shawon Dunston singled to center after a 12-pitch at-bat to lead off the 15th for the Mets. Matt Franco walked and Alfonzo sacrificed the runners over. Olerud was walked intentionally to load the bases. Todd Pratt walked to force home Dunston with the tying run. Robin Ventura then cracked a "grand slam single" as the Shea crowd exploded. As Robin rounded first base, his teammates mobbed him, never allowing him to finish his trot around the bases, and thus officially settling for a single.

Trailing 5-0 after the first inning, the Mets battled back in Game 6. Darryl Hamilton would add a two-run single in the sixth and Mike Piazza crushed a two-run home run in the seventh inning to tie the game, 7-7. New York led 8-7 in the eighth and 9-8 in the 10th, but could not hold on. Rogers walked Andruw Jones with the bases loaded in the 11th to end the series.

SERIES STATISTICS



PLAYER	AVG	G	AB	H	2B	3B	HR	RBI
Agbayani, of	.143	4	7	1	0	0	0	0
Alfonzo, 2b	.222	6	27	6	4	0	0	1
Bonilla, ph	.333	3	3	1	0	0	0	0
Cedeno, of	.500	5	12	6	1	0	0	1
Dunston, ph	.143	5	7	1	0	0	0	0
Franco, M, ph	.500	5	2	1	1	0	0	0
Hamilton, of	.353	5	17	6	1	0	0	2
Henderson, of	.174	6	23	4	1	0	0	1
Hershiser, p	.000	2	1	0	0	0	0	0
Leiter, p	.000	2	2	0	0	0	0	0
Mahomes, p	.000	3	2	0	0	0	0	0
Mora, ph	.429	6	14	6	0	0	1	2
Olerud, 1b	.296	6	27	8	0	0	2	6
Ordonez, ss	.042	6	24	1	0	0	0	0
Piazza, c	.167	6	24	4	0	0	1	4
Pratt, ph	.500	4	2	1	0	0	0	3
Reed, p	.000	1	2	0	0	0	0	0
Rogers, p	.000	3	1	0	0	0	0	0
Ventura, 3b	.120	6	25	3	1	0	0	1
Yoshii, p	.000	2	3	0	0	0	0	0
TOTALS	.218	225	49	9	0	4	21	

PITCHER	W-L	ERA	G	SV	IP	ER	SO
Benitez	0-0	1.35	5	1	6.2	1	9
Cook	0-0	0.00	3	0	1.1	0	1
Dotel	1-0	3.00	1	0	3.0	1	5
Franco, J.	0-0	3.38	3	0	2.2	1	3
Hershiser	0-0	0.00	2	0	4.1	0	5
Leiter	0-1	6.43	2	0	7.0	5	5
Mahomes	0-0	1.42	3	0	6.1	1	3
Reed	0-0	2.57	1	0	7.0	2	5
Rogers	0-2	5.87	3	0	7.2	5	2
Wendell	1-0	4.76	5	0	5.2	3	5
Yoshii	0-1	4.70	2	0	7.2	4	4
TOTALS	2-4	3.49	1	59.1	23	47	

BEST POSTSEASON ERA

TEAM	GAMES	ERA
Orioles/Browns	98	2.69
Athletics (Oakland & Philadelphia)	167	3.09
METS	89	3.15
Reds	97	3.23
Nationals/Expos	46	3.26

POSTSEASON



Robin Ventura waves to the Shea faithful after his “grand slam single” won Game 5 of the 1999 NLCS.

**GAME 5
SUNDAY, OCTOBER 17**

BRAVES	000	200	000	000	000	001	-	3	13	2
METS	200	000	000	000	000	002	-	4	11	1

WP: Dotel (1-0), LP: McGlinchy (0-1), SV: None

E-Klesko-2, Olerud. DP-Atlanta-2; New York-2. 2B-Perez, Boone, C. Jones-2, Williams, Weiss, Hamilton. 3B-Lockhart. HR-Olerud (2). SB-Agbayani (1), Dunston (1), Nixon (1), Battle (1), Weiss (2). S-A. Jones, Alfonzo.

Time-5:46. Attendance-55,723.

**GAME 6
TUESDAY, OCTOBER 19**

METS	000	003	410	10	-	9	15	2
BRAVES	500	002	010	11	-	10	10	1

WP: Springer (1-0), LP: Rogers (0-2), SV: None

E-Piazza-2, Hunter. DP-New York-2; Atlanta-1. 2B-Alfonzo, Ventura, M. Franco, Henderson, Williams. HR-Piazza (1). SB-Henderson (1), Mora (2), Williams (3), Boone (2), C.Jones-2 (3), Hunter (1), Nixon (2). S-Ordoñez, E. Perez, Weiss, Boone. SF-Pratt, Piazza, Hunter.

Time-4:25. Attendance-52,335.

**GAME 1
TUESDAY, OCTOBER 12**

METS	000	100	001	-	2	6	2
BRAVES	100	011	01X	-	4	8	2

WP: Maddux (1-0), LP: Yoshii (0-1), SV: Rocker (1)

E-Henderson, Olerud, Williams, C. Jones. DP-New York-1; Atlanta-0. 2B-Cedeño, Alfonzo-2, Perez, Weiss. HR-Perez (1). SB-Williams (1), C.Jones (1), Weiss (1). S-Maddux, Perez.

Time-3:09. Attendance-44,172.

**GAME 2
WEDNESDAY, OCTOBER 13**

METS	010	010	010	-	3	5	1
BRAVES	000	004	00X	-	4	9	1

WP: Millwood (1-0), LP: Rogers (0-1), SV: Smoltz (1)

E-Alfonzo, C. Jones. DP-New York-2; Atlanta-0. 2B-Alfonzo. HR-Mora (1), Jordan (1), Perez (2). S-Rogers.

Time-2:42. Attendance-44,624.

**GAME 3
FRIDAY, OCTOBER 15**

BRAVES	100	000	000	-	1	3	1
METS	000	000	000	-	0	7	2

WP: Glavine (1-0), LP: Leiter (0-1), SV: Rocker (2)

E-Weiss, Leiter, Piazza. DP-Atlanta-1; New York-2. SB-Williams (2), Boone (1). S-Glavine.

Time-3:04. Attendance-55,911.

**GAME 4
SATURDAY, OCTOBER 16**

BRAVES	000	000	020	-	2	3	0
METS	000	001	02X	-	3	5	0

WP: Wendell (1-0), LP: Remlinger (0-1), SV: Benitez (1)

DP-Atlanta-0; New York-0. HR-Jordan (2), Klesko (1), Olerud (1). SB-Cedeño-2 (2), Mora (1).

Time-2:20. Attendance-55,872.



Edgardo Alfonzo had four of his six hits in the series go for extra bases.

2000 DIVISION SERIES



SAN FRANCISCO GIANTS vs. NEW YORK METS

METS WON SERIES, 3-1



For the first time in franchise history, the Mets qualified for the postseason in consecutive years. New York met the team that abandoned the city in 1958, the San Francisco Giants.

In Game 1, the Giants scored four times in the third inning to break a 1-1 tie and won, 5-1.

Timo Perez, subbing for an injured Derek Bell, collected three hits and two RBI in Game 2. The Mets took a three-run lead into the ninth, but J.T. Snow hit a three-run home run to tie the contest. Jay Payton's RBI single in the 10th gave New York a 5-4 lead and John Franco struck out Barry Bonds to end the game.



Bobby Jones pitches a one-hitter in Game 4 of the Division Series to send the Mets to the NLCS.

Back at Shea for Game 3, the Mets trailed 2-1 until Edgardo Alfonzo's two-out, RBI double in the eighth. Benny Agbayani crushed a solo walk-off home run in the 13th to lift New York to a 3-2 triumph.

Bobby J. Jones hurled baseball's first postseason complete-game, one-hit shutout in 33 years as the Mets advanced to the NLCS with a 4-0 win in Game 4. Jeff Kent collected the Giants' only hit, a double in the fifth inning. Robin Ventura got the Mets on the board with a two-run home run in the first.



Robin Ventura celebrates with Jay Payton and Timo Perez during the 2000 run to the World Series.

SERIES STATISTICS

PLAYER	AVG.	G	AB	H	2B	3B	HR	RBI
Abbott, ss	.000	1	2	0	0	0	0	0
Agbayani, of	.333	4	15	5	1	0	1	1
Alfonzo, 2b	.278	4	18	5	2	0	1	5
Bell, of	.000	1	1	0	0	0	0	0
Bordick, ss	.167	4	12	2	0	0	0	0
Hamilton, of	.500	3	4	2	1	0	0	0
Hampton, p	.500	1	2	1	0	0	0	0
Harris, ph	.000	2	2	0	0	0	0	0
McEwing, ph	1.000	4	1	1	0	0	0	0
Payton, of	.176	4	17	3	0	0	0	2
Perez, of	.294	4	17	5	1	0	0	3
Piazza, c	.214	4	14	3	1	0	0	0
Pratt, c	.000	1	1	0	0	0	0	0
Trammell, of	.000	0	0	0	0	0	0	0
Ventura, 3b	.143	4	14	2	0	0	1	2
Zeile, 1b	.071	4	14	1	1	0	0	0
TOTALS	.210	143	30	7	0	3	13	

PITCHER	W-L	ERA	G	SV	IP	ER	SO
Benitez	1-0	6.00	2	0	3.0	2	3
Cook	0-0	0.00	2	0	1.1	0	1
Franco	0-0	0.00	2	1	2.0	0	2
Hampton	0-1	8.44	1	0	5.1	5	2
Jones	1-0	0.00	1	0	9.0	0	5
Leiter	0-0	2.25	1	0	8.0	2	6
Reed	0-0	3.00	1	0	6.0	2	6
Rusch	0-0	0.00	1	0	0.2	0	2
Wendell	0-0	0.00	2	0	2.0	0	5
White	1-0	0.00	2	0	2.2	0	4
TOTALS	3-1	2.48	1	40.0	11	36	

POSTSEASON

**GAME 1
WEDNESDAY, OCTOBER 4**

METS	001	000	000	—	1	5	0
GIANTS	104	000	000	—	5	10	0

WP: Hernandez (1-0), LP: Hampton (0-1), SV: None
 2B-Zeile, Mueller, Aurilia. 3B-Bonds. HR-Burks (1). SB-Bonds (1). SF-Payton.
 Time-3:06. Attendance-40,430.

**GAME 2
THURSDAY, OCTOBER 5**

METS	020	000	002	1	—	5	10	0
GIANTS	010	000	003	0	—	4	8	0

WP: Benitez (1-0), LP: Rodriguez (0-1), SV: Franco (1)
 DP-New York-1; San Francisco-2. 2B-Piazza, Hamilton, Bonds, Burks.
 HR-Snow (1), Alfonzo (1), SB-Kent (1), S-Benard.
 Time-3:41. Attendance-40,430.

**GAME 3
SATURDAY, OCTOBER 7**

GIANTS	000	200	000	000	0	—	2	11	0
METS	000	001	010	000	1	—	3	9	0

WP: White (1-0), LP: Fultz (0-1), SV: None
 DP-New York-0; San Francisco-2. 2B-Mueller, Alfonzo. HR-Agbayani (1).
 SB-Payton (1), Harris (1), S-Mueller.
 Time-5:22. Attendance-56,270.

**GAME 4
SUNDAY, OCTOBER 8**

GIANTS	000	000	000	—	0	1	1
METS	200	020	00X	—	4	6	0

WP: Jones (1-0), LP: Gardner (0-1), SV: None
 E-Aurilia. 2B-Kent, Perez, Alfonzo, Agbayani. HR-Ventura (1), SB-Perez (1).
 Time-2:48. Attendance-56,245.



Benny Agbayani celebrates after crushing a walk-off home run in the 13th inning in Game 3 of the NLDS at Shea.

2000 LEAGUE CHAMPIONSHIP SERIES



ST. LOUIS CARDINALS vs. NEW YORK METS

METS WON SERIES, 4-1



New York defeated its longtime nemesis, the St. Louis Cardinals, in five games to advance to its first World Series since 1986.

In Game 1, Mike Piazza had an RBI double as the Mets jumped on top 2-0 in the first inning. Jay Payton and Todd Zeile cracked home runs in the top of the ninth to give New York some breathing room in a 6-2 victory.

In Game 2, the Mets never trailed, but let leads of 2-0, 3-1, and 5-3 vanish before Payton's ninth-inning RBI single gave New York a 6-5 win.

The Cardinals ruined the Mets return to Shea scoring five runs in the first four innings en route to an 8-2 win in Game 3.

New York set a postseason record with five doubles in one inning (first) and scored seven runs in the first two innings in a 10-6 victory. Robin Ventura had three RBI, while Piazza, Todd Zeile and Benny Agbayani each chipped in with two RBI.

Mike Hampton closed out the NLCS and picked up his second win of the series with a complete-game, three-hit, 7-0 shutout in Game 5. Edgardo Alfonzo singled home Timo Perez in the first inning to set a new club record with 16 career postseason RBI. Ventura would add an RBI single later in the inning. Zeile's bases-loaded, bases-clearing double in the fourth put the game away. Rick Wilkins flew out to Perez in center field for the final out.

Hampton was named the NLCS MVP for his efforts. He finished with 16.0 scoreless innings, surrendering nine hits with 12 strikeouts. Zeile finished the NLCS hitting .368 (7-19) with eight RBI and Perez tied an NLCS record by scoring eight runs.

SERIES STATISTICS



PLAYER	AVG.	G	AB	H	2B	3B	HR	RBI
Abbott, ss	.000	2	3	0	0	0	0	0
Agbayani, of	.353	5	17	6	2	0	0	3
Alfonzo, 2b	.444	5	18	8	1	1	0	4
Bordick, ss	.077	5	13	1	0	0	0	0
Franco, M, ph	.000	2	3	0	0	0	0	0
Hamilton, of	.000	3	2	0	0	0	0	0
Hampton, p	.167	2	6	1	0	0	0	0
Harris, ph	.000	2	1	0	0	0	0	0
Jones, p	.000	1	2	0	0	0	0	0
Leiter, p	.000	1	3	0	0	0	0	0
McEwing, ph	.000	4	0	0	0	0	0	0
Payton, of	.158	5	19	3	0	0	1	3
Perez, of	.304	5	23	7	2	0	0	0
Piazza, c	.412	5	17	7	3	0	2	4
Pratt, c	.000	0	0	0	0	0	0	0
Reed, p	.000	1	1	0	0	0	0	0
Trammell, of	.000	3	3	0	0	0	0	0
Ventura, 3b	.214	5	14	3	1	0	0	5
Zeile, 1b	.368	5	19	7	3	0	1	8
TOTALS	.262	262	164	43	12	1	4	27

PITCHER	W-L	ERA	G	SV	IP	ER	SO
Benitez	0-0	0.00	3	1	3.0	0	2
Cook	0-0	0.00	1	0	1.0	0	2
Franco, J.	0-0	6.75	3	0	2.2	2	2
Hampton	2-0	0.00	2	0	16.0	0	12
Jones	0-0	13.50	1	0	4.0	6	2
Leiter	0-0	3.86	1	0	7.0	3	9
Reed	0-1	10.80	1	0	3.1	4	4
Rusch	1-0	0.00	2	0	3.2	0	3
Wendell	1-0	0.00	2	0	1.1	0	2
White	0-0	9.00	1	0	3.0	3	1
TOTALS	4-1	3.60	1	0	45.0	18	39



Mike Hampton celebrates after hurling a three-hitter to beat St. Louis, 7-0, in Game 5 of the 2000 NLCS to send the Mets to their first World Series since 1986.

POSTSEASON



Long-time Met John Franco takes part in the festivities after the Mets clinched a berth to their fourth World Series.

**GAME 1
WEDNESDAY, OCTOBER 11**

METS	2	0	0	0	0	3	—	6	8	3
CARDINALS	0	0	0	0	0	0	—	2	9	0

WP: Hampton (1-0), LP: Kile (0-1). SV: None
 E-Perez, Agbayani, Abbott. DP-New York-0; St. Louis-1; 2B-Perez, Piazza, Clark, Lankford. HR-Payton (1), Zeile (1). SF-Ventura.
 Time-3:08. Attendance-52,255.

**GAME 2
THURSDAY, OCTOBER 12**

METS	2	0	1	0	0	0	—	6	9	0
CARDINALS	0	1	0	2	0	0	—	5	10	3

WP: Wendell (1-0), LP: Timlin (0-1). SV: Benitez (1)
 E-Vina, Edmonds, Clark. 2B-Zeile, Agbayani, Renteria, Tatis, Clark, Dunston, Drew. 3B-Alfonzo. HR-Piazza (1), SB-Renteria-3 (3). S-Agbayani, Dunston. SF-Zeile.
 Time-3:59. Attendance-52,250.

**GAME 3
SATURDAY, OCTOBER 14**

CARDINALS	2	0	2	1	0	0	—	8	14	0
METS	1	0	0	1	0	0	—	2	7	1

WP: An. Benes (1-0), LP: Reed (0-1). SV: None
 E-Ventura. DP-St. Louis-2; New York-0. 2B-Edmonds, Tatis. SF-Tatis.
 Time-3:23. Attendance-55,693.

**GAME 4
SUNDAY, OCTOBER 15**

CARDINALS	2	0	0	0	0	0	—	6	11	2
METS	4	3	0	1	0	0	—	10	9	0

WP: Rusch (1-0), LP: Kile (0-2). SV: None
 E-Tatis-2. DP-St. Louis-0; New York-1. 2B-Vina, Davis, Perez, Alfonzo, Piazza, Ventura, Zeile, Agbayani. HR-Piazza (2), Clark (1), Edmonds (1). SB-Perez (1). S-Renteria, Rusch. SF-Renteria, Ventura.
 Time-3:14. Attendance-55,665.

**GAME 5
MONDAY, OCTOBER 16**

CARDINALS	0	0	0	0	0	0	—	0	3	2
METS	3	0	0	0	1	0	—	7	10	0

WP: Hampton (2-0), LP: Hentgen (0-1). SV: None
 E-Clark, Hernandez. 2B-Piazza, Zeile. SB-Perez (2). S-Hampton.
 Time-3:17. Attendance-55,695.



Mike Piazza, Al Leiter and Armando Benitez celebrate advancing to the World Series.

2000 WORLD SERIES



NEW YORK YANKEES vs. NEW YORK METS METS LOST SERIES, 4-1



The Fall Classic was billed as the City's first Subway Series since 1956, as the Mets faced the New York Yankees.

In Game 1, the Yankees jumped out to a 2-0 lead, but the Mets scored three times in the sixth on a two-run single by Bubba Trammell and an RBI single by Edgardo Alfonzo. The Yankees tied the game in the bottom of the ninth on a sacrifice fly by Chuck Knoblauch and won the game in the 12th on a two-out, bases loaded single by Jose Vizcaino.

Roger Clemens fired 8.0 shutout innings as the Mets fell, 6-5, in Game 2. The Mets scored five times in the ninth on a two-run home run by Piazza and a three-run shot by Jay Payton.



Mike Piazza celebrates after the Mets' 4-2 Game 3 victory at Shea Stadium.

SERIES STATISTICS

PLAYER	AVG.	G	AB	H	2B	3B	HR	RBI
Abbott, ss	.250	5	8	2	1	0	0	0
Agbayani, of	.278	5	18	5	2	0	0	2
Alfonzo, 2b	.143	5	21	3	0	0	0	1
Bordick, ss	.125	4	8	1	0	0	0	0
Franco, M.	.000	1	1	0	0	0	0	0
Hamilton, of	.000	4	3	0	0	0	0	0
Harris, ph	.000	3	4	0	0	0	0	0
Jones, p	.000	1	2	0	0	0	0	0
Leiter, p	.000	2	2	0	0	0	0	0
McEwing, ph	.000	3	1	0	0	0	0	0
Payton, of	.333	5	21	7	0	0	1	3
Perez, of	.125	5	16	2	0	0	0	0
Piazza, c	.273	5	22	6	2	0	2	4
Pratt, c	.000	1	2	0	0	0	0	0
Reed, p	1.000	1	1	1	0	0	0	0
Trammell, of	.400	4	5	2	0	0	0	3
Ventura, 3b	.150	5	20	3	1	0	1	1
Zeile, 1b	.400	5	20	8	2	0	0	1
TOTAL	.229	175	40	8	0	4	15	

PITCHER	W-L	ERA	G	SV	IP	ER	SO
Benitez	0-0	3.00	3	1	3.0	1	2
Cook	0-0	0.00	3	0	0.2	0	1
Franco, J	1-0	0.00	4	0	3.1	0	1
Hampton	0-1	6.00	1	0	6.0	4	4
Jones	0-1	5.40	1	0	5.0	3	3
Leiter	0-1	2.87	2	0	15.2	5	16
Reed	0-0	3.00	1	0	6.0	2	8
Rusch	0-0	2.25	3	0	4.0	1	2
Wendell	0-1	5.39	2	0	1.2	1	2
White	0-0	6.77	1	0	1.1	1	1
TOTAL	1-4	3.47	1	1	46.2	18	40

The World Series returned to Shea for the first time since 1986 and the Mets responded with a 4-2 victory in Game 3. Benny Agbayani laced an RBI double in the eighth to snap a 2-2 tie. John Franco earned the win after starter Rick Reed hurled 6.0 innings.

The Bronx Bombers scored single runs in the first three innings and hung on to beat the Mets, 3-2, in Game 4. Piazza's two-run home run put the Mets on the board in the third.

The Yankees topped the Mets, 4-2, in Game 5 to win their third straight World Series. Al Leiter fired 8.2 brilliant innings, before Luis Sojo's ninth-inning, two-out, RBI single to center field broke a 2-2 tie. Derek Jeter was named the Series MVP.



The Mets and Yankees met in the first Subway Series since 1956. Here the two teams line-up for the national anthem before Game 3 of the 2000 World Series.

GAME 1
SATURDAY, OCTOBER 21

METS	000	000	300	000	—	3	10	0
YANKEES	000	002	001	001	—	4	12	0

WP: Stanton (1-0), LP: Wendell (0-1), SV: None
 DP-Mets-1, Yankees-0. 2B-Zeile, Agbayani, Abbott, Justice, Posada.
 S-Bordick. SF-Knoblach.
 Time-4:51. Attendance-55,913

GAME 2
SUNDAY, OCTOBER 22

METS	000	000	005	—	5	7	3
YANKEES	210	010	11X	—	6	12	1

WP: Clemens (1-0), LP: Hampton (0-1), SV: None
 E-Perez, Payton, Bordick, Clemens. 2B-Jeter-2, Martinez, O'Neill. HR-Payton (1), Piazza (1), Brosius (1). SF-Brosius.
 Time-3:30. Attendance-56,059.

GAME 3
TUESDAY, OCTOBER 24

YANKEES	001	100	000	—	2	8	0
METS	010	001	02X	—	4	9	0

WP: Franco (1-0), LP: Hernandez (0-1), SV: Benitez (1)
 DP-Yankees-0; Mets-1. 2B-Justice, O'Neill, Piazza, Ventura, Zeile, Agbayani. 3B-O'Neill. HR-Ventura (1). S-Hernandez, Reed. SF-Trammell.
 Time-3:39. Attendance-55,299.

GAME 4
WEDNESDAY, OCTOBER 25

YANKEES	111	000	000	—	3	8	0
METS	002	000	000	—	2	6	1

WP: Nelson (1-0), LP: Jones (0-1), SV: Rivera (1)
 E-Trammell. DP-Yankees-1, Mets-1. 3B-Jeter, O'Neill. HR-Piazza (2), Jeter (1). SB-Sojo (1). SF-Brosius.
 Time-3:20. Attendance-55,290.

GAME 5
THURSDAY, OCTOBER 26

YANKEES	010	001	002	—	4	7	1
METS	020	000	000	—	2	8	1

WP: Stanton (2-0), LP: Leiter (0-1), SV: Rivera (2)
 E-Pettitte, Payton. 2B-Piazza. HR-Williams (1), Jeter (2). S-Leiter.
 Time-3:32. Attendance- 55,292.



2006 DIVISION SERIES



LOS ANGELES DODGERS vs. NEW YORK METS

METS WON SERIES, 3-0



New York swept the Dodgers, three games to none, to advance to the NLCS.

The Mets won Game 1, 6-5, as Carlos Delgado went 4-5 with two RBI and David Wright chipped in with three RBI. Delgado became the fifth player in major league history to have four or more hits with at least one home run in his first career postseason game. Delgado also tied the team record with four hits in a playoff game.

In the second inning, Russell Martin singled to right, Shawn Green retrieved the ball and threw it to Jose Valentin, whose relay throw to Paul Lo Duca nailed Jeff Kent at the plate. Lo Duca then turned around and tagged out J.D. Drew trying to score.



Carlos Delgado batted .429 (6-14) with a home run and two RBI in the Mets' sweep of the Dodgers in the NLDS.

SERIES STATISTICS



PLAYER	AVG.	G	AB	H	2B	3B	HR	RBI
Beltrán, of	.222	3	9	2	0	0	0	1
Chavez, of	.375	3	8	3	0	0	0	0
Delgado, 1b	.429	3	14	6	0	0	1	2
Floyd, of	.444	3	9	4	0	0	1	2
Franco, ph	.000	2	2	0	0	0	0	1
Glavine, p	.000	1	1	0	0	0	0	0
Green, of	.333	2	9	3	2	0	0	2
Lo Duca, c	.455	3	11	5	1	0	0	3
Maine, p	.000	1	1	0	0	0	0	0
Mota, p	.000	2	1	0	0	0	0	0
Reyes, ss	.167	3	12	2	0	0	0	3
Trachsel, p	.000	1	2	0	0	0	0	0
Tucker, ph	.000	2	1	0	0	0	0	0
Valentin, 2b	.000	3	9	0	0	0	0	0
Woodward, ph	1.000	1	1	1	1	0	0	0
Wright, 3b	.333	3	12	4	2	0	0	4
TOTAL	.294	102	30	6	0	2	18	

PITCHER	W-L	ERA	G	SV	IP	ER	SO
Bradford	0-0	0.00	2	0	0.1	0	0
Feliciano	1-0	0.00	3	0	1.2	0	2
Glavine	1-0	0.00	1	0	6.0	0	2
Heilman	0-0	3.00	3	0	3.0	1	1
Maine	0-0	2.08	1	0	4.1	1	5
Mota	1-0	6.75	2	0	4.0	3	5
Oliver	0-0	20.25	1	0	1.1	3	0
Trachsel	0-0	5.40	1	0	3.1	2	2
Wagner	0-0	3.00	3	2	3.0	1	4
TOTAL	3-0	3.67	2	27.0	11	21	

Tom Glavine posted his 13th career postseason victory in New York's 4-1 win over the Dodgers in Game 2. Glavine fired 6.0-shutout innings. Billy Wagner notched his second save of the series with a 1-2-3 ninth inning.

The Mets completed the sweep with a 9-5 triumph at Los Angeles. The Mets grabbed a 3-0 first inning lead, but the Dodgers regained a 5-4 lead after five innings. New York regained the lead with consecutive RBI singles by Reyes, Lo Duca and Carlos Beltrán in the sixth inning. Green had three hits and two RBI. He also caught the final out (Ramon Martinez) of the series.

Delgado finished the series with a .429 (6-14) batting average, while Lo Duca hit .455 (5-11) with a double and three RBI.

**GAME 1
WEDNESDAY, OCTOBER 4**

DODGERS	0	1	0	0	0	3	0	1	—	5	11	1
METS	0	0	0	2	0	2	0	X	—	6	9	1

WP: Mota (1-0), LP: Penny (0-1), SV: Wagner (1)
 E-Kent, Valentin. 2B-Anderson, Garciparra, Betemit, Martinez,
 Wright-2. HR-Delgado (1), Floyd (1), SB-Furcal (1), Reyes (1), S-Lowe.
 Time-3:05. Attendance-56,979.

**GAME 3
SATURDAY, OCTOBER 7**

METS	3	0	1	0	0	3	0	2	0	—	9	14	2
DODGERS	0	0	0	0	2	3	0	0	0	—	5	16	2

WP: Feliciano (1-0), LP: Broxton (0-1), SV: None
 E-Wright, Beltrán, Loney, Betemit. 2B-Green-2, Woodward, Kent. HR-
 Kent (1).
 Time-3:51. Attendance-56,293.

**GAME 2
THURSDAY, OCTOBER 5**

DODGERS	0	0	0	0	0	0	1	0	—	1	5	1
METS	0	0	1	0	1	2	0	X	—	4	7	0

WP: Glavine (1-0), LP: Kuo (0-1), SV: Wagner (2)
 E-Tomko. 2B-Lugo, Lo Duca. HR-Betemit (1), S-Glavine, Valentin.
 SF-Lo Duca.
 Time-2:57. Attendance-57,029.



Paul Lo Duca prepares to tag out J.D. Drew trying to score after already tagging out Jeff Kent on the same play in the second inning of Game 1 of the 2006 NLDS.

2006 LEAGUE CHAMPIONSHIP SERIES



ST. LOUIS CARDINALS vs. NEW YORK METS

METS LOST SERIES, 4-3



The Cardinals defeated the Mets in a seven-game series. Tom Glavine, Guillermo Mota and Billy Wagner combined on a 2-0 shutout in Game 1. Carlos Beltrán cracked a two-run home run in the sixth inning.

Carlos Delgado hit two home runs and drove in four runs in Game 2, but So Taguchi hit a solo home run off Wagner in the ninth inning that snapped a 6-6 tie to lift St. Louis to 9-6 victory.

St. Louis scored five runs off Steve Trachsel in the first two innings and Jeff Suppan hurled 8.0-shutout innings as the Cardinals defeated the Mets, 5-0, in Game 3.

Delgado delivered five RBI and Beltrán crushed two home runs as New York evened the series at two games apiece with a 12-5 triumph in Game 4. Jose Valentin laced a bases-loaded, bases-clearing double in a six-run sixth inning. New York established club LCS records with four home runs and 12 runs scored. The 12 runs were also the most by the Mets in any playoff game.

St. Louis won Game 5, 4-2, behind home runs from Albert Pujols and Chris Duncan.

The Mets returned to Shea and captured Game 6, 4-2. José Reyes led off the game with a home run and Paul Lo Duca had a two-out, two-run single in the seventh inning. John Maine fired 5.1 scoreless innings to pick up the win.

New York fell, 3-1, in Game 7. Yadier Molina hit a two-run home run in the ninth inning off Aaron Heilman that snapped a 1-1 tie. David Wright had an RBI single in the first inning. Endy Chavez made one of the greatest postseason catches ever when he robbed Scott Rolen of a two-run home run in the sixth inning. Jeff Suppan was named the NLCS Most Valuable Player.

SERIES STATISTICS



PLAYER	AVG.	G	AB	H	2B	3B	HR	RBI
Beltrán, of	.296	7	27	8	1	0	3	4
Chavez, of	.185	7	27	5	2	0	0	0
Delgado, 1b	.304	7	23	7	3	0	3	9
Floyd, ph	.000	3	3	0	0	0	0	0
Franco, ph	.000	2	2	0	0	0	0	0
Glavine, p	.000	2	4	0	0	0	0	0
Green, of	.304	7	23	7	1	0	0	2
Hernandez, ph	.000	2	1	0	0	0	0	0
Lo Duca, c	.207	7	29	6	1	0	0	3
Maine, p	.000	2	2	0	0	0	0	0
Oliver, p	.000	1	2	0	0	0	0	0
Perez, p	.000	2	5	0	0	0	0	0
Reyes, ss	.281	7	32	9	1	1	1	2
Tucker, ph	.400	6	5	2	0	0	0	0
Valentin, 2b	.250	7	24	6	2	0	0	5
Wright, 3b	.160	7	25	4	1	0	1	2
TOTAL	.231	231	234	54	12	1	8	27

PITCHER	W-L	ERA	G	SV	IP	ER	SO
Bradford	0-0	0.00	5	0	5.1	0	2
Feliciano	0-0	3.00	3	0	3.0	1	1
Glavine	1-1	2.45	2	0	11.0	3	4
Heilman	0-1	4.15	3	0	4.1	2	5
Hernandez	0-0	0.00	3	0	2.1	0	0
Maine	1-0	2.89	2	0	9.1	3	8
Mota	0-0	4.15	5	0	4.1	2	2
Oliver	0-0	0.00	1	0	6.0	0	3
Perez	1-0	4.63	2	0	11.2	6	7
Trachsel	0-1	45.00	1	0	1.0	5	1
Wagner	0-1	16.88	3	1	2.2	5	0
TOTAL	3-4	3.98	1	61.0	27	33	



Billy Wagner closes out Game 1 of the NLCS vs. St. Louis.

**GAME 1
THURSDAY, OCTOBER 12**

CARDINALS	000	000	000	-	0	4	0
METS	000	002	00X	-	2	6	0

WP: Glavine (1-0), LP: Weaver (0-1), SV: Wagner (1)

2B-Delgado-2, HR-Beltrán (1), SB-Green.

Time-2:52. Attendance-56,311.

**GAME 2
FRIDAY, OCTOBER 13**

CARDINALS	022	000	203	-	9	10	1
METS	310	011	000	-	6	9	2

WP: Kinney (1-0), LP: Wagner (0-1), SV: None

E-Belliard, Delgado, Lo Duca, 2B-Molina, Pujols, Spiezio, Reyes, Chavez, Lo Duca, HR-Edmonds (1), Taguchi (1), Delgado-2 (2), SB-Eckstein, S-Lo Duca, Maine.

Time-3:58. Attendance-56,349.

**GAME 3
SATURDAY, OCTOBER 14**

METS	000	000	000	-	0	3	0
CARDINALS	230	000	00X	-	5	8	0

WP: Suppan (1-0), LP: Trachsel (0-1), SV: None

3B-Reyes, Spiezio, HR-Suppan (1), SB-Beltrán, S-Suppan-2.

Time-2:53. Attendance-47,053.

**GAME 4
SUNDAY, OCTOBER 15**

METS	002	036	100	-	12	14	1
CARDINALS	011	012	000	-	5	11	1

WP - Perez (1-0), LP - Thompson (0-1), SV - None

E-Delgado, Belliard, 2B-Delgado, Valentin, 3B-Encarnacion, HR-Beltrán-2 (5), Delgado (3), Wright (1), Eckstein (1), Edmonds (2), Molina (1), SB-Belliard.

Time-3:31. Attendance- 46,600.

**GAME 5
TUESDAY, OCTOBER 17**

METS	000	200	000	-	2	8	0
CARDINALS	000	211	00X	-	4	10	0

WP: Weaver (1-1), LP: Glavine (1-1), SV: Wainwright (1)

2B-Chavez, Valentin, Wright, Wilson, Green, 3B-Miles, HR-Pujols (1), Duncan (1), SB-Eckstein.

Time-3:26. Attendance-46,496.

**GAME 6
WEDNESDAY, OCTOBER 18**

CARDINALS	000	000	002	-	2	7	1
METS	100	100	20X	-	4	10	0

WP: Maine (1-0), LP: Carpenter (0-1), SV: None

E-Rolen, 2B-Rolen, Taguchi, HR-Reyes (1), SB-Eckstein, Reyes, Tucker.

Time-2:56. Attendance-56,334.

**GAME 7
THURSDAY, OCTOBER 19**

CARDINALS	010	000	002	-	3	6	1
METS	100	000	000	-	1	4	1

WP: Flores (1-0), LP: Heilman (0-1), SV: Wainwright (2)

E-Rolen, Delgado, 2B-Eckstein, Beltrán, HR-Molina (2), S-Belliard, Suppan.

Time-3:23. Attendance-56,357.



Endy Chavez leaps high above the leftfield wall to rob Scott Rolen of a two-run home run in the sixth inning of Game 7 of the NLCS vs. St. Louis.

2015 DIVISION SERIES



LOS ANGELES DODGERS vs. NEW YORK METS

METS WON SERIES, 3-2



The Mets improved to 4-0 all-time in the Division Series, winning the best-of-five series in five games.

In Game 1, Jacob deGrom outdueled Clayton Kershaw in Los Angeles as the Mets won 3-1. DeGrom tossed 7.0-shutout innings and had 13 strikeouts, tying the club-record for a postseason game. Daniel Murphy hit a solo home run in the fourth and David Wright added a two-out, two-run single in the seventh.

The Dodgers evened the series with a 5-2 win in Game 2.



David Wright and Jacob deGrom share a moment after the Mets' win in Game 5 of the NLDS at Dodger Stadium.

Trailing 2-1, Los Angeles scored four times in the seventh. Chase Utley's slide into second broke Ruben Tejada's leg and extended the inning. Adrián González added a two-run double.

In Game 3, Curtis Granderson had five RBI and Yoenis Céspedes had three RBI in a 13-7 win. Granderson had a bases-loaded, bases-clearing double in the second to give the Mets a 4-3 lead. Travis d'Arnaud added a two-run homer. Matt Harvey won, allowing two earned runs over 5.0 innings.

In Game 4, Kershaw allowed one run over 7.0 innings with eight strikeouts as the Dodgers evened the series with a 3-1 win.

SERIES STATISTICS

PLAYER	AVG.	G	AB	H	2B	3B	HR	RBI
Céspedes, of	.250	5	20	5	0	0	2	4
Conforto, of	.143	4	7	1	0	0	1	2
Cuddyer, of	.000	3	4	0	0	0	0	0
d'Arnaud, c	.158	5	19	3	0	0	1	4
deGrom, p	.000	2	4	0	0	0	0	0
Duda, 1b	.111	5	18	2	0	0	0	0
Familia, p	.000	4	1	0	0	0	0	0
Flores, ss	.300	4	10	3	1	0	0	0
Granderson, of	.389	5	18	7	2	0	0	5
Harvey, p	.000	1	2	0	0	0	0	0
Johnson, ph	.250	4	4	1	0	0	0	0
Lagares, of	.429	4	7	3	2	0	0	0
Matz, p	.000	1	0	0	0	0	0	0
Murphy, 2b	.333	5	21	7	1	0	3	5
Syndergaard, p	.000	2	2	0	0	0	0	0
Tejada, ss	.000	2	5	0	0	0	0	0
Wright, 3b	.063	5	16	1	0	0	0	2
TOTAL	.208	159	33	6	0	7	22	

PITCHER	W-L	ERA	G	SV	IP	ER	SO
Clippard	0-0	5.40	2	0	1.2	1	0
Colón	0-0	4.50	3	0	4.0	2	5
deGrom	2-0	1.38	2	0	13.0	2	20
Familia	0-0	0.00	4	2	5.1	0	3
Goeddel	0-0	---	1	0	0.0	3	0
Harvey	1-0	3.60	1	0	5.0	2	7
Matz	0-1	5.40	1	0	5.0	3	4
Niese	0-0	0.00	1	0	0.1	0	1
Reed	0-0	6.75	2	0	1.1	1	1
Robles	0-0	0.00	1	0	1.0	0	2
Syndergaard	0-1	3.68	2	0	7.1	3	11
TOTAL	3-2	3.48	2	44.0	17	54	

The Mets won Game 5, 3-2, at Los Angeles as deGrom outdueled Zack Greinke. Murphy delivered an RBI double in the first inning, but the Dodgers scored twice in the bottom of the first. d'Arnaud's fourth-inning sacrifice fly tied the game at 2-2 and Murphy hit a solo home run off Greinke in the sixth. Jeury Familia worked the final 2.0 innings for the save.

**GAME 1
FRIDAY, OCTOBER 9**

METS	000	100	200	-	3	5	0
DODGERS	000	000	010	-	1	7	0

WP: deGrom (1-0), LP: Kershaw (0-1). SV: Familia (1)
 2B-Turner, Seager, Kendrick. HR-Murphy (1). S-deGrom.
 Time-3:14. Attendance-54,428.

**GAME 2
SATURDAY, OCTOBER 10**

METS	020	000	000	-	2	5	0
DODGERS	000	100	40X	-	5	7	0

WP: Greinke (1-0), LP: Syndergaard (0-1). SV: Jansen (1)
 2B-Turner-2, Ethier, Gonzalez. HR-Céspedes (1), Conforto (1). SB-Crawford, Hernandez.
 Time-3:24. Attendance-54,455.

**GAME 3
MONDAY, OCTOBER 12**

DODGERS	030	000	103	-	7	13	0
METS	042	400	30X	-	13	13	1

WP: Harvey (1-0), LP: Anderson (0-1). SV: None
 E-Granderson. 2B -Granderson -2, Lagares, Flores. HR-d'Arnaud (1), Céspedes (2), Gonzalez (1), Kendrick (1). SF-Conforto.
 Time-3:42. Attendance-44,276.

**GAME 4
TUESDAY, OCTOBER 13**

DODGERS	003	000	000	-	3	7	0
METS	000	100	000	-	1	3	0

WP: Kershaw (1-1), LP: Matz (0-1). SV: Jansen (2)
 2B-Turner. HR-Murphy (2). SB-Granderson.
 Time-2:50. Attendance- 44,183.

**GAME 5
THURSDAY, OCTOBER 15**

METS	100	101	000	-	3	7	1
DODGERS	200	000	000	-	2	6	1

WP: deGrom (2-0), LP: Greinke (1-1). SV: Familia (2)
 E-Flores, Hernandez. 2B-Murphy, Lagares, Turner-2. HR-Murphy (3). S-Greinke-2. SF-d'Arnaud. SB-Murphy, Turner.
 Time-3:13. Attendance-54,602.

POST-SEASON EXTRA-INNING GAMES

Date	Game #	Game Result
October 15, 1969	WS Game 4	Mets 2, Orioles 1 (10 innings) at Shea
October 9, 1973	NLCS Game 4	Reds 2, Mets 1 (12 innings) at Shea
October 14, 1973	WS Game 2	Mets 10, Athletics 7 (12 innings) at Oakland
October 16, 1973	WS Game 3	Athletics 3, Mets 2 (11 innings) at Shea
October 14, 1986	NLCS Game 5	Mets 2, Astros 1 (12 innings) at Shea
October 15, 1986	NLCS Game 6	Mets 7, Astros 6 (16 innings) at Houston
October 25, 1986	WS Game 6	Mets 6, Red Sox 5 (10 innings) at Shea
October 9, 1988	NLCS Game 4	Dodgers 5, Mets 4 (12 innings) at Shea
October 9, 1999	NLDS Game 4	Mets 4, Diamondbacks 3 (10 innings) at Shea
October 17, 1999	NLCS Game 5	Mets 4, Braves 3 (15 innings) at Shea
October 19, 1999	NLCS Game 6	Braves 10, Mets 9 (11 innings) at Atlanta
October 5, 2000	NLDS Game 2	Mets 5, Giants 4 (10 innings) at San Francisco
October 7, 2000	NLDS Game 3	Mets 3, Giants 2 (13 innings) at Shea
October 21, 2000	WS Game 1	Yankees 4, Mets 3 (12 innings) at Yankee Stadium
October 27, 2015	WS Game 1	Royals 5, Mets 4 (14 innings) at Kansas City
November 1, 2015	WS Game 5	Royals 7, Mets 2 (12 innings) at Citi Field

Record: 9-7

2015 LEAGUE CHAMPIONSHIP SERIES



CHICAGO CUBS vs. NEW YORK METS

METS WON SERIES, 4-0



The Mets swept the Cubs, four games to none, in their first-ever playoff match-up against each other. The Mets won the first two games at home before closing out the series in Chicago, advancing to the club's fifth World Series.

In Game 1, Matt Harvey allowed two runs over 7.2 innings to pick up the win and Jeury Familia worked the final 1.1 innings to earn the save. Daniel Murphy hit a solo home run in the first inning and Curtis Granderson snapped a 1-1 tie with a two-out RBI single in the fifth off Jon Lester. Travis d'Arnaud hit a solo home run in the sixth and Granderson added a sacrifice fly in the seventh in a 4-2 triumph.

Murphy hit a two-run home run in a three-run first inning off Jake Arrieta in Game 2 as the Mets won, 4-1. Noah Syndergaard allowed one run and racked up nine strikeouts over 5.2 innings. It was Arrieta's first loss since July 25.



Daniel Murphy was named the NLCS MVP after hitting .529 (9-17) with four home runs and six RBI.

SERIES STATISTICS



PLAYER	AVG.	G	AB	H	2B	3B	HR	RBI
Céspedes, of	.286	4	14	4	1	0	0	3
Conforto, of	.000	3	8	0	0	0	0	0
Cuddyer, of	.250	2	4	1	0	0	0	0
d'Arnaud, c	.267	4	15	4	0	0	2	2
deGrom, p	.000	1	3	0	0	0	0	0
Duda, 1b	.400	4	10	4	2	0	1	6
Flores, ss	.286	4	14	4	1	1	0	0
Granderson, of	.200	4	15	3	0	0	0	2
Harvey, p	.000	1	2	0	0	0	0	0
Johnson, ph	.000	2	2	0	0	0	0	0
Lagares, of	.333	4	6	2	0	0	0	0
Matz, p	.000	1	2	0	0	0	0	0
Murphy, 2b	.529	4	17	9	1	0	4	6
Nieuwenhuis, of	.000	1	2	0	0	0	0	0
Syndergaard, p	.000	1	2	0	0	0	0	0
Wright, 3b	.286	4	14	4	2	0	0	1
TOTAL	.269	130	35	7	1	7	20	

PITCHER	W-L	ERA	G	SV	IP	ER	SO
Clippard	0-0	6.00	3	0	3.0	2	2
Colón	1-0	0.00	1	0	1.1	0	1
deGrom	1-0	2.57	1	0	7.0	2	7
Familia	0-0	0.00	4	3	4.1	0	3
Harvey	1-0	2.35	1	0	7.2	2	9
Matz	0-0	1.93	1	0	4.2	1	4
Niese	0-0	0.00	1	0	0.1	0	1
Reed	0-0	0.00	2	0	2.0	0	1
Syndergaard	1-0	1.59	1	0	5.2	1	9
TOTAL	4-0	2.00	3	36.0	8	37	

In Game 3, Michael Conforto struck out, but reached on a wild pitch in the sixth inning. On the play, Yoenis Céspedes scored from third to give the Mets a 3-2 lead. The Mets would go on to win, 5-2. Murphy hit a solo home run, his fifth straight postseason game with a long ball. Céspedes finished with three hits and two RBI. Jacob deGrom earned the win. He allowed two runs over 7.0 innings. Familia collected his third save of the series.

Lucas Duda hit a three-run home run in the first inning and d'Arnaud followed with a solo clout as the Mets closed out the series with an 8-3 win at Wrigley Field. Duda added a two-run double in the second. Murphy set a MLB postseason record with a home run in six straight games. Bartolo Colón earned the win in relief with 1.1-scoreless innings.

Murphy was named the NLCS MVP, hitting .529 (9-17) with four home runs and six RBI.



Lucas Duda drove in five runs in the Game 4 clinching win at Wrigley Field.

**GAME 1
SATURDAY, OCTOBER 17**

CUBS	000	010	010	-	2	5	0
METS	100	011	10X	-	4	8	1

WP: Harvey (1-0), LP: Lester (0-1), SV: Familia (1)
 E-d'Arnaud, 2B-Castro, HR-Murphy (1), d'Arnaud (1), Schwarber (1).
 S-Harvey, SF-Granderson, SB-Baez, Wright, Lagares.
 Time-2:55. Attendance-44,287.

**GAME 2
SUNDAY, OCTOBER 18**

CUBS	000	001	000	-	1	5	0
METS	301	000	00X	-	4	5	0

WP: Syndergaard (1-0), LP: Arrieta (0-1), SV: Familia (2)
 2B-Bryant, Wright, HR-Murphy (2), SB-Granderson-2 (2).
 Time-3:07. Attendance-44,502.

**GAME 3
TUESDAY, OCTOBER 20**

METS	101	001	200	-	5	11	0
CUBS	100	100	000	-	2	5	1

WP: deGrom (1-0), LP: Cahill (0-1), SV: Familia (3)
 E-Baez, 2B-Céspedes, Flores, Wright, Fowler, HR-Murphy (3),
 Schwarber (2), Soler (1), S-Duda, SB-Céspedes.
 Time-3:01. Attendance-42,231.

**GAME 4
WEDNESDAY, OCTOBER 21**

METS	420	000	020	-	8	11	0
CUBS	000	100	020	-	3	6	0

WP: Colón (1-0), LP: Hammel (0-1), SV: None
 2B-Duda-2, Murphy, Soler-2, 3B-Flores, HR-Duda (1), d'Arnaud (2),
 Murphy (4), Bryant (1), S-Lagares, SB-Granderson, Flores.
 Time-3:52. Attendance- 42,227.



Travis d'Arnaud takes a trot around the bases after slugging a home run that hit the Home Run Apple.

2015 WORLD SERIES



KANSAS CITY ROYALS vs. NEW YORK METS METS LOST SERIES, 4-1



The Mets lost the World Series in five games, despite holding a lead in every contest, including ninth inning leads in Game 1 and Game 5. New York fell to 2-3 all-time in the World Series.

In Game 1, Alcides Escobar hit a leadoff inside-the-park home run off Matt Harvey in the first inning, but the Mets grabbed a 3-1 lead on a solo homer by Curtis Granderson and RBI from Travis d'Arnaud and Michael Conforto. The Royals tied the game with two runs in the sixth. In the eighth, Juan Lagares singled, stole second and scored when Wilmer Flores reached on an error. In the bottom of the ninth, Alex Gordon hit a one-out solo home run off Jeury Familia to tie the game. Eric Hosmer hit a sacrifice fly in the bottom of the 14th inning, lifting Kansas City to a 5-4 win.

The Mets were held to two hits by Johnny Cueto as they fell 7-1 in Game 2.

David Wright hit a two-run home run and had four RBI in Citi Field's first World Series game as the Mets rolled to a 9-3 win. Noah Syndergaard allowed three runs over 6.0 innings. Granderson hit his second homer of the series and had two RBI.

The Mets led Game 4, 3-2 heading to the eighth inning on two solo home runs by Conforto and a sac fly by Granderson, but the Royals scored three times in the eighth off Tyler Clippard and Familia and went on to win, 5-3.



Matt Harvey struck out nine in his Game 5 start at Citi.

SERIES STATISTICS

PLAYER	AVG.	G	AB	H	2B	3B	HR	RBI
Céspedes, of	.150	5	20	3	0	0	0	1
Conforto, of	.333	5	15	5	0	0	2	4
Cuddyer, of	.000	1	3	0	0	0	0	0
d'Arnaud, c	.143	5	21	3	0	0	0	1
Duda, 1b	.263	5	19	5	0	0	0	2
Flores, ss	.059	5	17	1	0	0	0	0
Granderson, of	.250	5	20	5	0	0	3	5
Harvey, p	.000	1	3	0	0	0	0	0
Johnson, ph	.000	3	3	0	0	0	0	0
Lagares, of	.300	5	10	3	0	0	0	0
Matz, p	.000	1	1	0	0	0	0	0
Murphy, 2b	.150	5	20	3	0	0	0	0
Nieuwenhuis, of	.000	3	2	0	0	0	0	0
Syndergaard, p	.500	1	2	1	0	0	0	0
Uribe, ph	1.000	1	1	1	0	0	0	1
Wright, 3b	.208	5	24	5	0	0	1	4
TOTAL	.193	181	35	1	0	6	18	

PITCHER	W-L	ERA	G	SV	IP	ER	SO
Clippard	0-1	9.00	3	0	2.0	2	2
Colón	0-1	0.00	3	0	3.1	0	1
deGrom	0-1	7.20	1	0	5.0	4	2
Familia	0-0	1.80	4	0	5.0	1	3
Gilmartin	0-0	0.00	1	0	0.2	0	0
Harvey	0-0	3.21	2	0	14.0	5	11
Matz	0-0	3.60	1	0	5.0	2	5
Niese	0-0	5.79	4	0	4.2	3	4
Reed	0-1	9.82	5	0	3.2	4	1
Robles	0-0	0.00	2	0	2.0	0	2
Syndergaard	1-0	4.50	1	0	6.0	3	6
TOTAL	1-4	4.21	0	51.1	24	37	

Matt Harvey tossed 8.0 shutout innings, Granderson hit a leadoff home run and Lucas Duda had a bases-loaded sacrifice fly in Game 5. The Mets led 2-0 heading to the ninth inning. Harvey allowed a leadoff walk in the ninth followed by an RBI double by Hosmer. One out later, Hosmer scored on an infield ground out to tie the game. Kansas City would score five times in the 12th inning to win the World Series.

**GAME 1
TUESDAY, OCTOBER 27**

METS	000	111	010	000	00	—	4	11	1
ROYALS	100	002	001	000	01	—	5	11	1

WP: Young (1-0), LP: Colón (0-1), SV: None

E-Wright, Hosmer. 2B-Zobrist-2. HR-Granderson (1), Escobar (1), Gordon (1). S-Flores, Escobar. SF-Conforto, Hosmer-2. SB-Lagares, Cain.

Time-5:09. Attendance-40,320.

**GAME 2
WEDNESDAY, OCTOBER 28**

METS	000	100	000	—	1	2	1
ROYALS	000	040	03X	—	7	10	0

WP: Cueto (1-0), LP: deGrom (0-1), SV: None

E-Duda. 2B-Perez, Gordon. 3B-Escobar. SF-Orlando.

Time-2:54. Attendance-40,410.

**GAME 3
FRIDAY, OCTOBER 30**

ROYALS	120	000	000	—	3	7	0
METS	202	104	00X	—	9	12	0

WP: Syndergaard (1-0), LP: Ventura (0-1), SV: None

2B-Zobrist, d'Arnaud. HR-Wright (1), Granderson (2). S-Ventura. SF-Céspedes. SB-Escobar.

Time-3:22. Attendance-44,781.

**GAME 4
SATURDAY, OCTOBER 31**

ROYALS	000	011	030	—	5	9	0
METS	002	010	000	—	3	6	2

WP: Madson (1-0), LP: Clippard (0-1), SV: Davis (1)

E-Colón, Murphy. 2B-Perez, Zobrist. HR-Conforto-2 (2). SF-Granderson. S-Matz. SB-Cain-2.

Time-3:29. Attendance-44,815.

**GAME 5
SUNDAY, NOVEMBER 1**

ROYALS	000	000	002	005	—	7	10	1
METS	100	001	000	000	—	2	4	2

WP: Hochevar (1-0), LP: Reed (0-1), SV: None

E-Hosmer, Murphy, Wright. 2B-Hosmer, Escobar, Cain. HR-Granderson (3). SF-Duda. SB-Cain-2, Hosmer, Dyson.

Time-4:15. Attendance- 44,859.



Michael Conforto slugged a pair of solo home runs in Game 4.

2016 WILD CARD GAME



SAN FRANCISCO GIANTS vs. NEW YORK METS

METS LOST SERIES, 1-0



The Mets were shutout, 3-0, in a one-game Wild Card Game against the San Francisco Giants at Citi Field.

Noah Syndergaard fired 7.0 shutout innings, allowed just two hits and struck out 10. He did not allow a baserunner until the fourth inning and did not surrender a hit until Denard Span's two-out single in the sixth inning. It was the 10th double-digit strikeout performance by a Mets pitcher in postseason play.

Addison Reed escaped a bases loaded jam in the eighth inning when he struck out Hunter Pence.

Conor Gillaspie hit a one out, three-run homer off Jeurys Familia in the ninth inning for the game's lone runs.

Madison Bumgarner tossed a four-hit shutout and racked up six strikeouts.



Noah Syndergaard struck out 10 over 7.0 shutout innings in the 2016 NL Wild Card Game vs. San Francisco.

SERIES STATISTICS									
PLAYER	AVG.	G	AB	H	2B	3B	HR	RBI	
Bruce, of	.000	1	3	0	0	0	0	0	
Cabrera, ss	.333	1	3	1	0	0	0	0	
Campbell, ph	.000	1	1	0	0	0	0	0	
Céspedes, of	.000	1	4	0	0	0	0	0	
Granderson, of	.000	1	4	0	0	0	0	0	
Kelly, ph	1.000	1	1	1	0	0	0	0	
Loney, 1b	.000	1	1	0	0	0	0	0	
Reyes, 3b,	.000	1	4	0	0	0	0	0	
Rivera, TJ, 2b	.250	1	4	1	1	0	0	0	
Rivera, R., c	.333	1	3	1	0	0	0	0	
Syndergaard, p	.000	1	2	0	0	0	0	0	
TOTAL	.133	30	4	1	0	0	0	0	

PITCHER	W-L	ERA	G	SV	IP	ER	SO
Syndergaard	0-0	0.00	1	0	7.0	0	10
Reed	0-0	0.00	1	0	1.0	0	1
Familia	0-1	27.00	1	0	1.0	3	1
TOTAL	0-1	3.00	0	9.0	3	12	



WILD CARD GAME WEDNESDAY, OCTOBER 5

GIANTS	000	000	003	-	3	5	0
METS	000	000	000	-	0	4	0

WP: Bumgarner (1-0), LP: Familia (0-1), SV: None
 2B-Crawford, T. Rivera. HR-Gillaspie (1). S-Bumgarner. SB-Span.
 Time-3:11. Attendance-44,747.

POSTSEASON RECORDS

ALL-TIME POSTSEASON LEADERS

GAMES

David Wright.....	24
Edgardo Alfonzo.....	24
Robin Ventura.....	24
Mike Piazza.....	22
Benny Agbayani.....	22
Seven tied at.....	20

TRIPLES

Buddy Harrelson.....	1
Don Hahn.....	1
Felix Millan.....	1
Lenny Dykstra.....	1
Keith Hernandez.....	1
Gary Carter.....	1
Edgardo Alfonzo.....	1
José Reyes.....	1
Wilmer Flores.....	1

RBI

Edgardo Alfonzo.....	17
Gary Carter.....	15
David Wright.....	13
Curtis Granderson.....	12
Keith Hernandez.....	12
John Olerud.....	12
Mike Piazza.....	12
Darryl Strawberry.....	12

SAVES

Jeury's Familia.....	5
Armando Benitez.....	3
Tug McGraw.....	3
Billy Wagner.....	3
Jesse Orosco.....	2
Ray Taylor.....	2
Five tied at.....	1

GAMES

John Franco.....	15
Armando Benitez.....	15
Jeury's Familia.....	13
Turk Wendell.....	13
Roger McDowell.....	11
Dennis Cook.....	10
Addison Reed.....	10

BATTING AVERAGE

(minimum of 25 at-bats)

Carlos Delgado.....	.351 (13-37)
John Olerud.....	.349 (15-43)
Rusty Staub.....	.341 (14-41)
Gregg Jefferies.....	.333 (9-27)
Lenny Dykstra.....	.328 (21-64)
Daniel Murphy.....	.328 (19-58)

HOME RUNS

Daniel Murphy.....	7
Mike Piazza.....	5
Darryl Strawberry.....	4
Lenny Dykstra.....	4
Edgardo Alfonzo.....	4
Rusty Staub.....	4
Carlos Delgado.....	4

WINS

Jerry Koosman.....	4
Jacob deGrom.....	3
Tom Seaver.....	3
Turk Wendell.....	3
Jesse Orosco.....	3
Eight tied with.....	2

STRIKEOUTS

Tom Seaver.....	46
Al Leiter.....	40
Dwight Gooden.....	38
Noah Syndergaard.....	36
Jerry Koosman.....	31
Jacob deGrom.....	29
Matt Harvey.....	27

GAMES STARTED

Tom Seaver.....	7
Al Leiter.....	7
Dwight Gooden.....	6
Ron Darling.....	6
Jerry Koosman.....	6

HITS

Edgardo Alfonzo.....	26
Cleon Jones.....	23
Mike Piazza.....	22
Lenny Dykstra.....	21
Keith Hernandez.....	20
Benny Agbayani.....	20

RUNS

Edgardo Alfonzo.....	15
Cleon Jones.....	14
Lenny Dykstra.....	13
Darryl Strawberry.....	13
Daniel Murphy.....	13
Mike Piazza.....	12

ERA

(minimum of 15.0 innings)

Jon Matlack.....	1.40 ERA (4 ER/25.2 IP)
Tom Glavine.....	1.59 ERA (3 ER/17.0 IP)
Tug McGraw.....	1.66 ERA (4 ER/21.2 IP)
Armando Benitez.....	2.00 ERA (4 ER/18.0 IP)
Bobby Ojeda.....	2.33 ERA (7 ER/27.0 IP)

INNINGS PITCHED

Tom Seaver.....	53.2
Al Leiter.....	45.1
Dwight Gooden.....	44.1
Jerry Koosman.....	40.0
Ron Darling.....	29.2

DOUBLES

Edgardo Alfonzo.....	8
Cleon Jones.....	7
Benny Agbayani.....	6
Mike Piazza.....	6
Todd Zeile.....	6
David Wright.....	5
Robin Ventura.....	5

STOLEN BASES

Rickey Henderson.....	7
Curtis Granderson.....	4
Mookie Wilson.....	4
Darryl Strawberry.....	4
Tommie Agee.....	3
Wally Backman.....	3
Timo Perez.....	3
Roger Cedeño.....	3
José Reyes.....	3

LOSSES

Tom Seaver.....	3
Kenny Rogers.....	3
Dwight Gooden.....	3
Harry Parker.....	2
Jon Matlack.....	2
Sid Fernandez.....	2
Ron Darling.....	2
Al Leiter.....	2
Mike Hampton.....	2

COMPLETE GAMES

Tom Seaver.....	2
Jerry Koosman.....	2
Jon Matlack.....	1
Bobby Ojeda.....	1
David Cone.....	1
Bobby Jones.....	1
Mike Hampton.....	1

SINGLE-SEASON POSTSEASON LEADERS

BATTING AVERAGE

(minimum of 25 at-bats)

Carlos Delgado (2006).....	351
John Olerud (1999).....	349
Rusty Staub (1973).....	341
Gregg Jefferies (1988).....	333
Daniel Murphy (2015).....	328
Benny Agbayani (2000).....	320

HOME RUNS

Daniel Murphy (2015).....	7
Mike Piazza (2000).....	4
Rusty Staub (1973).....	4
Carlos Delgado (2006).....	4
10 tied at	3

WINS

Jacob deGrom (2015)	3
Jesse Orosco (1986).....	3
11 tied at	2

STRIKEOUTS

Tom Seaver (1973).....	35
Al Leiter (2000).....	31
Jacob deGrom (2015)	29
Matt Harvey (2015).....	27
Noah Syndergaard (2015).....	26

HITS

Daniel Murphy (2015).....	19
Edgardo Alfonzo (2000).....	16
Benny Agbayani (2000).....	16
Mike Piazza (2000).....	16
Todd Zeile (2000).....	16
Three tied at	15

RUNS

Daniel Murphy (2015).....	13
Mike Piazza (2000).....	11
Timo Perez (2000).....	11
Curtis Granderson (2015).....	10
Carlos Beltrán (2006).....	10
Wally Backman (1986).....	9

ERA

(minimum of 15.0 innings)

Jon Matlack (1973).....	1.40
Tom Glavine (2006).....	1.59
Tug McGraw (1973).....	1.93
Tom Seaver (1973).....	1.99
Bobby Ojeda (1986).....	2.33

INNINGS PITCHED

Tom Seaver (1973).....	31.2
Al Leiter (2000).....	30.2
Mike Hampton (2000).....	27.1
Bobby Ojeda (1986).....	27.0
Matt Harvey (2015).....	26.2

DOUBLES

Todd Zeile (2000).....	6
Mike Piazza (2000).....	6
Benny Agbayani (2000).....	5
Edgardo Alfonzo (1999).....	5
Cleon Jones (1973).....	4

STOLEN BASES

Rickey Henderson (1999).....	7
Curtis Granderson (2015).....	4
Mookie Wilson (1986).....	4
Darryl Strawberry (1986).....	4
4 tied at	3

LOSSES

Kenny Rogers (1999).....	3
Dwight Gooden (1986).....	3
Tom Seaver (1973).....	2
Harry Parker (1973).....	2
Jon Matlack (1973).....	2
Mike Hampton (2000).....	2

GAMES

Jeurys Familia (2015).....	12
Addison Reed (2015).....	9
John Franco (2000).....	9
Jesse Orosco (1986).....	8
Tyler Clippard (2015).....	8
Armando Benitez (2000).....	8

TRIPLES

Nine tied with	1
----------------------	---

RBI

Curtis Granderson (2015).....	12
John Olerud (1999).....	12
Daniel Murphy (2015).....	11
Gary Carter (1986).....	11
Rusty Staub (1973).....	11
Carlos Delgado (2006).....	11

SAVES

Jeurys Familia (2015).....	5
Billy Wagner (2006).....	3
Jesse Orosco (1986).....	2
Tug McGraw (1973).....	2
Armando Benitez (2000).....	2
Ron Taylor (1969).....	2

WALKS

Tug McGraw (1973).....	12
Mike Hampton (2000).....	12
Ron Darling (1986).....	12
John Maine (2006).....	11
Four tied with.....	9

POSTSEASON HIGHS & LOWS

INDIVIDUAL BATTING HIGHS

Most Runs, Game.....	4 (Carlos Beltrán, at St. Louis, 2006 NLCS Game 4)
Most Hits, Game.....	4 (5x, last, Daniel Murphy, at Chicago, 2015 NLCS Game 4)
Longest Hitting Streak.....	13 games (2x, Benny Agbayani and Edgardo Alfonzo, 1999-2000)
Most RBI, Game.....	5 (5x, last, Lucas Duda, at Chicago, 2015 NLCS Game 4)
Most Doubles, Game.....	2 (6x, last, Lucas Duda, at Chicago, 2015 NLCS Game 4)
Most Triples, Game.....	1 (9x, last, Wilmer Flores, at Chicago, 2015 NLCS Game 4)
Most Home Runs, Game.....	2 (6x, last, Michael Conforto, vs. Kansas City, 2015 World Series Game 4)
Home Runs, Consecutive Games.....	6 (Daniel Murphy, 2015 NLDS Game 3-NLCS Game 4)
Grand Slams.....	1 (Edgardo Alfonzo, at Arizona, 1999 NLDS Game 1, off Bobby Chouinard)
Pinch-Hit Home Runs.....	None
Leadoff Home Runs.....	5 (last, Curtis Granderson, vs. Kansas City, 2015 World Series Game 5, off Edinson Volquez)
Extra-Inning Home Runs.....	2 (last, Benny Agbayani, vs. San Francisco, 2000 NLDS Game 3, off Aaron Fultz)
Walk-off Home Runs.....	3 (last, Benny Agbayani, vs. San Francisco, 2000 NLDS Game 3, off Aaron Fultz)
Walk-off Hits/RBI.....	5 (last, Benny Agbayani, vs. San Francisco, 2000 NLDS Game 3, off Aaron Fultz)
Most Walks, Game.....	3 (5x, last, Carlos Delgado, vs. St. Louis, 2006 NLCS Game 7)
Most Strikeouts, Game.....	4 (2x, last, Lucas Duda, vs. Los Angeles, 2015 NLCS Game 3)
Most Total Bases, Game.....	10 (Gary Carter, at Boston, 1986 World Series Game 4)
Most Extra-Base Hits, Game.....	3 (2x, last, Lucas Duda, at Chicago, 2015 NLCS Game 4)
Most Stolen Bases, Game.....	3 (Rickey Henderson, at 1999 Arizona, NLDS Game 2)
Most Hits by Pitcher, Game.....	2 (2x, last, Jerry Koosman, vs. Cincinnati, 1973 NLCS Game 3)
Most RBI by Pitcher, Game.....	2 (Gary Gentry, vs. Baltimore, 1969 World Series Game 3)
Last RBI by a Pitcher.....	(Jesse Orosco, vs. Boston, 1986 World Series Game 7)
Runs Scored by Pitcher, Game.....	1 (10x, last, Noah Syndergaard, vs. Kansas City, 2015 World Series, Game 3)

POSTSEASON HIGHS & LOWS

TEAM BATTING HIGHS

Most Runs, Game.....	13 (13-7 win vs. Los Angeles, 2015 NLDS Game 3)
Fewest Runs, Game.....	0 (6x, last, 3-0 loss vs. San Francisco, 2016 Wild Card Game)
Most Runs, Inning.....	6 (2x, last, at St. Louis, 6th inning, 2006 NLCS Game 4)
Most Hits, Game.....	15 (2x, last, at Atlanta, 1999 NLCS Game 6)
Fewest Hits, Game.....	2 (at Kansas City, 2015 World Series, Game 2)
Most Total Bases, Game.....	28 (at St. Louis, 2006 NLCS Game 4)
Most Doubles, Game.....	6 (vs. St. Louis, 2000 NLCS Game 4)
Most Triples, Game.....	1 (9x, last, at Chicago, 2015 NLCS Game 4)
Most Home Runs, Game.....	4 (at St. Louis, 2006 NLCS Game 4)
Most Home Runs, Inning.....	2 (7x, last, at Chicago, 2015 NLCS Game 4, 1st inning, Lucas Duda, Travis d'Arnaud)
Back-to-Back Home Runs.....	(2x, last, Lucas Duda, Travis d'Arnaud, at Chicago, 2015 NLCS Game 4, 1st inning)
Most Extra-Base Hits, Game.....	7 (3x, last, at Chicago, 2015 NLCS Game 4)
Most Walks, Game.....	9 (vs. St. Louis, 2000 NLCS Game 5)
Most Strikeouts, Nine-Inning Game.....	14 (2x, last, at Los Angeles, 2015 NLDS Game 1)
Most Strikeouts, Extra Innings.....	15 (2x, last, at Kansas City, 2015 World Series, Game 1, 14 innings)
Most Stolen Bases, Game.....	4 (2x, last, at Arizona, NLDS Game 2)

INDIVIDUAL PITCHING HIGHS

Most Runs Allowed, Game.....	6 (5x, last, Bobby Jones, vs. St. Louis, 2000 NLCS Game 4)
Most Hits Allowed, Game.....	10 (Bob Ojeda, at Houston, 1986 NLCS Game 2)
Most Home Runs Allowed, Game.....	3 (Oliver Perez, at St. Louis, 2006 NLCS Game 4)
Most Strikeouts, Game, Starter.....	13 (2x, last, Jacob deGrom, at Los Angeles, 2015 NLDS Game 1)
Most Strikeouts, Game, Reliever.....	8 (Tug McGraw, at Oakland, 1973 World Series Game 2)
Most Walks, Game.....	6 (Ron Darling, at Boston, 1986 World Series Game 4)
Longest Winning Streak.....	4 (Jerry Koosman, 10/12/69-10/18/73)
Longest Losing Streak.....	3 (2x, last, Kenny Rogers, 10/6-10/19/99)
Most Innings Pitched, Game.....	10.0 (2x, last, by Dwight Gooden, vs. Houston, 1986 NLCS Game 5)
Most Innings Pitched, Reliever.....	7.0 (Nolan Ryan, vs. Atlanta, 1969 NLCS Game 3)
Complete Games.....	9 (last, Mike Hampton, vs. St. Louis, 2000 NLCS Game 5)
Complete-Game Shutouts.....	3 (last, Mike Hampton, vs. St. Louis, 2000 NLCS Game 5)
10+ Strikeouts, Game.....	5 (last, Noah Syndergaard, 10 strikeouts, vs. San Francisco, 2016 Wild Card Game)

TEAM PITCHING HIGHS

Most Runs Allowed.....	10 (10-9 loss at Atlanta, 1999 NLCS Game 6)
Most Runs Allowed, Inning.....	5 (4x, last, vs. Kansas City, 2015 World Series Game 5, 12th inning)
Most Hits Allowed, Game.....	18 (vs. Boston, 1986 World Series Game 2)
Fewest Runs Allowed, Game.....	0 (6x, last, vs. St. Louis, 2006 NLCS Game 1)
Fewest Hits Allowed, Game.....	1 (vs. San Francisco, 2000 NLDS Game 4)
Most Consecutive Scoreless Innings.....	26.0 (2000 NLDS Game 3-2000 Game 4, NLCS Game 1)
Most Home Runs Allowed, Game.....	3 (at St. Louis, 2006 NLCS Game 4)
Most Home Runs Allowed, Inning.....	2 (5x, last, at St. Louis, 2006 NLCS Game 4, 6th inning)
Back-to-Back HRs, Allowed.....	2x (last, Brian Jordan/Ryan Klesko off Rick Reed, vs. Atlanta, 1999 NLCS Game, 8th inning)
Leadoff Home Runs, Allowed.....	3 (last, Alcides Escobar, at Kansas City, 2015 World Series Game 1 off Matt Harvey)
Walk-off Home Runs, Allowed.....	1 (Johnny Bench, at Cincinnati, 1973 NLCS Game 1 off Tom Seaver)
Extra-Inning Home Runs, Allowed.....	4 (last, Kirk Gibson, vs. Los Angeles, 1988 NLCS Game 4, off Roger McDowell)
Grand Slams, Allowed.....	None
Pinch-Hit Home Runs, Allowed.....	3 (last, Chris Duncan, at St. Louis, 2006 NLCS Game 5, off Pedro Feliciano)
Most Strikeouts, Nine Innings.....	13 (2x, last, at Los Angeles, 2015 NLDS Game 1)
Most Strikeouts, Extra Innings.....	19 (vs. Atlanta, 1999 NLCS Game 5, 15 innings)
Most Walks Allowed, Nine Innings.....	7 (3x, last, at Boston, 1986 World Series Game 4)
Most Walks Allowed, Extra Innings.....	10 (vs. Atlanta, 1999 NLCS Game 5, 15 innings)

MISCELLANEOUS STATS

Longest Game, Time, Nine-Inning Game.....	3:59 (vs. St. Louis, 2000 NLCS Game 2, 6-5 win)
Longest Game, Time, Extra-Inning Game.....	5:46 (vs. Atlanta, 1999 NLCS Game 5, 4-3 win, 15 innings)
Longest Game, Innings.....	16 (at Houston, 1986 NLCS Game 6, 7-6 win)
Longest Winning Streak.....	5 (2x, last, 2015 NLDS Game 5-2015 NLCS Game 4)
Longest Losing Streak.....	3 (3x, last, 2015 World Series Game 4-present)
Most Errors, Team, Game.....	3 (2x, last, at Yankees, 2000 World Series Game 2)

ALL SERIES RECORDS

INDIVIDUAL BATTING SERIES RECORDS

MOST GAMES

Series
7 Many Times

AT-BATS

Series
32 José Reyes
vs. St. Louis (2006 NLCS)
Felix Millan vs. Oakland
(1973 World Series)

Nine Inning Game

6 José Reyes & Paul Lo Duca
vs. St. Louis (2006 NLCS-Game 4)

Extra Inning Game

7 six times, last, David Wright
& Daniel Murphy at Kansas City
(2015 World Series-Game 1)

RUNS

Series
8 two times, last, Carlos Beltrán
vs. St. Louis (2006 NLCS)

Game

4 Carlos Beltrán vs. St. Louis
(2006 NLCS-Game 4)

HITS

Series
11 Rusty Staub vs. Oakland
(1973 World Series)

Game

4 five times, last, Daniel Murphy
at Chicago (2015 NLCS-Game 4)

DOUBLES

Series
4 Edgardo Alfonzo
vs. Atlanta (1999 NLCS)

Game

2 six times, last, Lucas Duda
at Chicago (2015 NLCS-Game 4)

TRIPLES

Series
1 nine times, last, Wilmer Flores
at Chicago (2015 NLCS)

Game

1 nine times, last, Wilmer Flores
at Chicago (2015 NLCS-Game 4)

HOME RUNS

Series
4 Daniel Murphy
vs. Chicago (2015 NLCS)

Game

2 six times, last,
Michael Conforto vs. Kansas City (2015
World Series-Game 4)

RBI

Series
9 two times, last, Carlos Delgado
vs. St. Louis (2006 NLCS)

Game

5 five times, last, Lucas Duda
at Chicago (2015 NLCS-Game 4)

EXTRA-BASE HITS

Series
6 Carlos Delgado
vs. St. Louis (2006 NLCS)

Game

3 twice, last, Lucas Duda
at Chicago (2015 NLCS-Game 4)

TEAM BATTING SERIES RECORDS

RUNS

Series
32 vs. Boston (1986 World Series)

Game

13 vs. Los Angeles
(2015 NLDS-Game 3)

HITS

Series
66 vs. Oakland
(1973 World Series)

Nine Inning Game

14 three times, last, at St. Louis
(2006 NLCS-Game 4)

Extra Inning Game

15 two times, last, at Atlanta
(1999 NLCS-Game 6)

DOUBLES

Series
12 three times, last, vs. St. Louis
(2006 NLCS)

Game

6 vs. St. Louis
(2000 NLCS-Game 4)

TRIPLES

Series
2 two times, last, vs. Houston
(1986 NLCS)

Game

1 nine times, last, at Chicago
(2015 NLCS-Game 4)

HOMERUNS

Series
8 vs. St. Louis (2006 NLCS)

Game

4 vs. St. Louis
(2006 NLCS-Game 4)

RBI

Series
29 vs. Boston
(1986 World Series)

Game

13 vs. Los Angeles
(2015 NLDS-Game 3)

STOLEN BASES

Series
8 vs. Arizona
(1999 NLDS)

Game

4 two times, last, at Arizona
(1999 NLDS-Game 2)

INDIVIDUAL PITCHING SERIES RECORDS

GAMES WON

Series

3..... Jesse Orosco
vs. Houston (1986 NLCS)

GAMES LOST

Series

2..... three times, last, Kenny Rogers
vs. Atlanta (1999 NLCS)

SAVES

Series

3..... Jeury's Familia
vs. Chicago (2015 NLCS)

GAMES

Series

5 seven times, last,
Addison Reed vs. Kansas City
(2015 World Series)

GAMES STARTED

Series

3 two times, last, Ron Darling
vs. Boston (1986 World Series)

COMPLETE GAMES

Series

1 nine times, last, Mike Hampton
vs. St. Louis (2000 NLCS-Game 5)

INNINGS PITCHED

Game

10.0..... twice, last, Dwight Gooden
vs. Houston (1986 NLCS-Game 5)

Series

18.1..... Dwight Gooden
vs. Los Angeles (1988 NLCS)

STRIKEOUTS

Game

13..... twice, last, Jacob deGrom
at Los Angeles (2015 NLDS-Game 1)

Series

20..... twice, last, Jacob deGrom
vs. Los Angeles (2015 NLDS)

TEAM PITCHING SERIES RECORDS

FEWEST HITS ALLOWED

Game

1..... vs. San Francisco
(2000 NLDS-Game 4)

Series

21..... vs. Chicago (2015 NLCS)

MOST HITS ALLOWED

Game

18..... vs. Boston
(1986 World Series-Game 2)

Series

69..... vs. Boston (1986 World Series)

MOST RUNS ALLOWED

Inning

5 four times, last,
vs. Kansas City, 12th inning
(2015 World Series-Game 5)

Nine Inning Game

9 two times, last, vs. St. Louis
(2006 NLCS-Game 2)

Extra Inning Game

10 at Atlanta (1999 NLCS-Game 6)

Series

31..... vs. Los Angeles (1988 NLCS)

FEWEST RUNS ALLOWED

Game

0 six times, last, vs. St. Louis
(2006 NLCS-Game 1)

Series

8 two times, last, vs. Chicago
(2015 NLCS)

HOME RUNS ALLOWED

Game

3..... vs. St. Louis (2006 NLCS-Game 4)

Series

9 vs. St. Louis (2006 NLCS)

MOST STRIKEOUTS

Nine Inning Game

13..... twice, last, at Los Angeles
(2015 NLDS-Game 1)

Extra Inning Game

19..... vs. Atlanta (1999 NLCS-Game 5)

Series

62..... vs. Oakland (1973 World Series)

POST-SEASON WALK-OFF WINS

DATE

October 15, 1969
October 11, 1986
October 14, 1986
October 25, 1986
October 9, 1999
October 17, 1999
October 7, 2000

GAME

WS Game 4
NLCS Game 3
NLCS Game 5
WS Game 6
NLDS Game 4
NLCS Game 5
NLDS Game 3

GAME RESULT

Mets 2, Orioles 1 (10 innings) - J.C. Martin reaches on E1.
Mets 6, Astros 5 - Lenny Dykstra two-run homer.
Mets 2, Astros 1 (12 innings) - Gary Carter RBI single.
Mets 6, Red Sox 5 (10 innings) - Mookie Wilson reaches on E3.
Mets 4, Diamondbacks 3 (10 innings) - Todd Pratt solo homer.
Mets 4, Braves 3 (15 innings) - Robin Ventura grand slam single.
Mets 3, Giants 2 (13 innings) - Benny Agbayani solo homer.

NL EAST CLINCHING DATES

YEAR

1969
1973
1986
1988
2006
2015

DATE

September 24
October 1
September 17
September 22
September 18
September 26

GAME

157
161
145
151
149
155

GAME RESULTS

Mets 6, Cardinals 0 at Shea
Mets 6, Cubs 4 at Chicago
Mets 4, Cubs 2 at Shea
Mets 3, Phillies 1 at Shea
Mets 4, Marlins 0 at Shea
Mets 10, Reds 2 at Cincinnati

DIVISION SERIES RECORDS

INDIVIDUAL BATTING SERIES RECORDS

MOST GAMES PLAYED

Career	8 games David Wright, Benny Agbayani, Edgardo Alfonzo & Robin Ventura
Series	5 6 times, all in 2015 NLDS

MOST AT-BATS

Career	34 Edgardo Alfonzo
Series	21 Daniel Murphy vs. Los Angeles (2015)
Nine Inning Game	5 many times
Extra Inning Game	6 Timo Perez & Benny Agbayani vs. San Francisco (2000-Game 3)

MOST RUNS

Career	7 Edgardo Alfonzo
Series	6 Edgardo Alfonzo vs. Arizona (1999)
Game	3 three times, last, Yoenis Céspedes, Travis d'Arnaud & Juan Lagares vs. Los Angeles (2015-Game 3)

MOST HITS

Career	9 Edgardo Alfonzo
Series	7 three times, last, Curtis Granderson & Daniel Murphy vs. Los Angeles (2015)
Game	4 Carlos Delgado vs. Los Angeles (2006-Game 1)

MOST DOUBLES

Career	3 Edgardo Alfonzo
Series	2 six times, last, Curtis Granderson & Juan Lagares vs. Los Angeles (2015)
Game	2 three times, last, Curtis Granderson at Los Angeles (2015-Game 3)

MOST TRIPLES

Career None
---------------	------------

MOST HOME RUNS

Career	4 Edgardo Alfonzo
Series	3 two times, last, Daniel Murphy vs. Los Angeles (2015)
Game	2 Edgardo Alfonzo at Arizona (1999-Game 1)

MOST RBI

Career	11 Edgardo Alfonzo
Series	6 Edgardo Alfonzo & John Olerud vs. Arizona (1999)
Game	5 two times, last, Curtis Granderson vs. Los Angeles (2015-Game 3)

MOST EXTRA-BASE HITS

Career	7 Edgardo Alfonzo
Series	4 two times, last, Daniel Murphy vs. Los Angeles (2015)
Game	2 five times, last, Daniel Murphy at Los Angeles (2015-Game 5)

MOST STOLEN BASES

Career	6 Rickey Henderson
Series	6 Rickey Henderson vs. Arizona (1999)
Game	3 Rickey Henderson at Arizona (1999-Game 2)

TEAM BATTING SERIES RECORDS

RUNS

Game	13 vs. Los Angeles (2015-Game 3)
Inning	6 sixth inning vs. Arizona (1999-Game 3)
Series	22 two times, last, vs. Los Angeles (2015)

HITS

Game	14 at Los Angeles (2006-Game 3)
Series	34 vs. Arizona (1999)

DOUBLES

Game	4 vs. Los Angeles (2015-Game 3)
Series	7 vs. San Francisco (2000)

TRIPLES

Game None
-------------	------------

HOME RUNS

Game	3 vs. Arizona (1999-Game 1)
Series	7 vs. Los Angeles (2015)

RBI

Game	13 vs. Los Angeles (2015-Game 3)
Series	22 two times, last, vs. Los Angeles (2015)

STOLEN BASES

Game	4 at Arizona (1999-Game 2)
Series	8 vs. Arizona (1999)

INDIVIDUAL PITCHING SERIES RECORDS

MOST GAMES WON

Career	2.....Jacob deGrom
Series	2.....Jacob deGrom vs. Los Angeles (2015)

MOST GAMES LOST

Career	1.....four times, last, Steven Matz
Series	1.....four times, last, Steven Matz vs. Angeles (2015)

MOST SAVES

Career	2.....Jeurys Familia & Billy Wagner
Series	2.....two times, last, Jeurys Familia vs. Los Angeles (2015)

MOST GAMES

Career	5.....John Franco
Series	4.....Jeurys Familia vs. Los Angeles (2015)

MOST GAMES STARTED

Career	2.....three times, last, Jacob deGrom
Series	2.....Jacob deGrom vs. Los Angeles (2015)

MOST COMPLETE GAMES

Career	1.....Bobby Jones
Series	1.....Bobby Jones vs. San Francisco (2000)

MOST INNINGS PITCHED

Career	15.2.....Al Leiter
Series	13.0.....Jacob deGrom vs. Los Angeles (2015)
Game	9.0.....Bobby Jones vs. San Francisco (2000-Game 4)

MOST STRIKEOUTS

Career	20.....Jacob deGrom
Series	20.....Jacob deGrom vs. Los Angeles (2015)
Game	13.....Jacob deGrom at Los Angeles (2015-Game 1)

TEAM PITCHING SERIES RECORDS

FEWEST HITS ALLOWED

Game	1.....vs. San Francisco (2000-Game 4)
Series	26.....vs. Arizona (1999)

MOST HITS ALLOWED

Game (Nine Innings)	16.....at Los Angeles (2006-Game 3)
Game (Extra Innings)	11.....vs. San Francisco (2000-Game 3)
Series	40.....vs. Los Angeles (2015)

FEWEST RUNS ALLOWED

Game	0.....vs. San Francisco (2000-Game 4)
Series	16.....vs. Arizona (1999)

MOST RUNS ALLOWED

Inning	4.....two times, last, 7th at Los Angeles (2015-Game 2)
Game	7.....two times, last, vs. Los Angeles (2015-Game 3)
Series	18.....vs. Los Angeles (2015)

MOST HOME RUNS ALLOWED

Most Home Runs Allowed Game	2.....vs. Los Angeles (2015-Game 3)
Most Home Runs Allowed Series	4.....vs. Arizona (1999)

MOST STRIKEOUTS

Strikeouts Game (Nine Innings)	13.....at Los Angeles (2015-Game 1)
Strikeouts Extra Inning Game	17.....vs. San Francisco (2000-Game 3)
Series	54.....vs. Los Angeles (2015)

MISCELLANEOUS RECORDS

Consecutive Wins

7.....2000 Game 2-2015 Game 1

Consecutive Losses

1.....four times, last, 2015 (Game 4)

Shutouts

1.....2000-Game 4 vs. San Francisco (Won, 4-0)

Extra Inning Games

1999.....Game 4 vs. Arizona (Won, 4-3 in 10 innings)
2000.....Game 2 at San Francisco (Won, 5-4 in 10 innings)
2000.....Game 3 vs. San Francisco (Won, 3-2 in 13 innings)

ERRORS

Game	2.....vs. Los Angeles (2006-Game 3)
Series	3.....vs. Los Angeles (2006)

LEAGUE CHAMPIONSHIP RECORDS

INDIVIDUAL BATTING SERIES RECORDS

MOST GAMES PLAYED

Career
13.....Wally Backman, Gary Carter,
Lenny Dykstra, Keith Hernandez &
Darryl Strawberry

Series
7.....two times,
by seven players vs. Los Angeles (1988)
by eight players vs. St. Louis (2006)

MOST AT-BATS

Career
54.....Gary Carter

Series
32.....José Reyes vs. St. Louis (2006)

Nine-Inning Game
6.....José Reyes & Paul Lo Duca
at St. Louis (2006-Game 4)

Extra-Inning Game
7.....three times, last, Robin Ventura,
vs. Atlanta (1999-Game 5)

MOST RUNS

Career
9.....Lenny Dykstra &
Darryl Strawberry

Series
8.....two times, last, Carlos Beltrán
vs. St. Louis (2006)

Game
4.....Carlos Beltrán
at St. Louis (2006-Game 4)

MOST HITS

Career
14.....Edgardo Alfonzo, Keith
Hernandez & Darryl Strawberry

Series
9.....four times, last, Daniel Murphy
vs. Chicago (2015)

Game
4.....two times, last, Daniel Murphy
at Chicago (2015-Game 4)

MOST DOUBLES

Career
5.....Edgardo Alfonzo

Series
4.....Edgardo Alfonzo vs. Atlanta (1999)

Game
2.....three times, last, Lucas Duda
at Chicago (2015-Game 4)

MOST TRIPLES

Career
1.....seven players tied

Series
1.....seven players tied

Game
1.....seven times, last, Wilmer Flores
at Chicago (2015-Game 4)

MOST HOME RUNS

Career
4.....Daniel Murphy

Series
4.....Daniel Murphy vs. Chicago (2015)

Game
2.....three times, last, Carlos Beltrán
at St. Louis (2006-Game 4)

MOST RBI

Career
11.....Darryl Strawberry

Series
9.....Carlos Delgado
vs. St. Louis (2006)

Game
5.....two times, last, Lucas Duda
at Chicago (2015-Game 4)

MOST EXTRA-BASE HITS

Career
7.....Lenny Dykstra

Series
6.....Carlos Delgado
vs. St. Louis (2006)

Game
3.....Lucas Duda
at Chicago (2015-Game 4)

MOST STOLEN BASES

Career
3.....Curtis Granderson

Series
3.....Curtis Granderson
vs. Chicago (2015)

Game
2.....four times, last,
Curtis Granderson vs. Chicago (2015-
Game 2)

TEAM BATTING SERIES RECORDS

RUNS

Game
12.....at St. Louis (2006-Game 4)

Inning
6.....at St. Louis-sixth inning
(2006-Game 4)

Series
31.....vs. St. Louis (2000)

HITS

Nine Inning Game
14.....two times, last, at St. Louis
(2006-Game 4)

Extra Inning Game
15.....vs. Atlanta (1999-Game 5)

Series
58.....vs. Los Angeles (1988)

DOUBLES

Game
6.....vs. St. Louis (2000-Game 4)

Series
12.....three times, last,
vs. St. Louis (2006)

TRIPLES

Game
1.....seven times, last, at Chicago
(2015-Game 4)

Series
2.....vs. Houston (1986)

HOME RUNS

Game
4.....at St. Louis (2006-Game 4)

Series
8.....vs. St. Louis (2006)

RBI

Game
12.....at St. Louis (2006-Game 4)

Series
27.....three times, last
vs. St. Louis (2006)

STOLEN BASES

Game
4.....at Atlanta (1969-Game 2)

Series
7.....two times, last,
vs. Chicago (2015)

INDIVIDUAL PITCHING SERIES RECORDS

MOST GAMES WON

- Career**
3.....Jesse Orosco
- Series**
3.....Jesse Orosco vs. Houston (1986)

MOST GAMES LOST

- Career**
2.....Sid Fernandez & Kenny Rogers
- Series**
2.....Kenny Rogers vs. Atlanta (1999)

MOST SAVES

- Career**
3.....Jeury's Familia
- Series**
3.....Jeury's Familia vs. Chicago (2015)

MOST GAMES

- Career**
8.....Armando Benitez
- Series**
5.....four times, last, Guillermo Mota & Chad Bradford vs. St. Louis (2006)

MOST GAMES STARTED

- Career**
4.....Dwight Gooden
- Series**
2.....12 times, last, Tom Glavine, John Maine & Oliver Perez vs. St. Louis (2006)

MOST COMPLETE GAMES

- Career**
1.....six times, last, Mike Hampton
- Series**
1.....six times, last, Mike Hampton vs. St. Louis (2000-Game 5)

MOST INNINGS PITCHED

- Career**
35.1.....Dwight Gooden
- Series**
18.1.....Dwight Gooden vs. Los Angeles (1988)
- Game**
10.0.....Dwight Gooden vs. Houston (1986-Game 5)

MOST STRIKEOUTS

- Career**
29.....Dwight Gooden
- Series**
20.....Dwight Gooden vs. Los Angeles (1988)
- Game**
13.....Tom Seaver at Cincinnati (1973-Game 1)

TEAM PITCHING SERIES RECORDS

FEWEST HITS ALLOWED

- Game**
2.....at Cincinnati (1973-Game 2)
- Series**
21.....vs. Chicago (2015)

MOST HITS ALLOWED

- Game**
14.....vs. St. Louis (2000-Game 3)
- Series**
56.....vs. St. Louis (2006)

MOST RUNS ALLOWED

- Inning**
5.....three times, last, at Atlanta, first inning (1999-Game 6)
- Nine Inning Game**
9.....vs. St. Louis (2006-Game 2)
- Extra Inning Game**
10.....at Atlanta (1999-Game 6)
- Series**
31.....vs. Los Angeles (1988)

FEWEST RUNS ALLOWED

- Series**
8.....two times, last, Chicago (2015)

MOST HOME RUNS ALLOWED

- Game**
3.....at St. Louis (2006-Game 4)
- Series**
9.....vs. St. Louis (2006)

MOST STRIKEOUTS

- Game**
13.....at Cincinnati (1973-Game 1)
- Extra Inning Game**
19.....vs. Atlanta (1999-Game 5)
- Series**
54.....vs. Los Angeles (1988)

MISCELLANEOUS RECORDS

Consecutive Wins

- 4.....Game 1, 2015-present

Consecutive Losses

- 4.....Game 7, 1988-Game 3, 1999

Shutouts

- 3.....1973-Game 2 at Cincinnati (Won, 5-0)
2000-Game 5 vs. St. Louis (Won, 7-0)
2006-Game 1 vs. St. Louis (Won, 2-0)

Extra Inning Games

- 1973-Game 4 vs. Cincinnati (Lost, 1-2 in 12 innings)
1986-Game 5 at Houston (Won, 2-1 in 12 innings)
1986-Game 6 at Houston (Won, 7-6 in 16 innings)
1988-Game 4 vs. Los Angeles (Lost, 4-5 in 12 innings)
1999-Game 5 vs. Atlanta (Won, 4-3 in 15 innings)
1999-Game 6 at Atlanta (Lost, 9-10 in 11 innings)

ERRORS

- Game**
3.....at St. Louis (2000-Game 1)
- Series**
8.....two times, last, vs. Atlanta (1999)

WORLD SERIES RECORDS

INDIVIDUAL BATTING SERIES RECORDS

MOST GAMES PLAYED

Career
12.....Jerry Grote, Cleon Jones & Buddy Harrelson

Series
7.....many times, 1973 & 1986

MOST AT-BATS

Career
49.....Jerry Grote

Series
32.....Felix Millan vs. Oakland (1973)

Nine Inning Game
5.....many times

Extra Inning Game
7.....three times, last, David Wright & Daniel Murphy at Kansas City (2015-Game 1)

MOST RUNS

Career
7.....Cleon Jones

Series
6.....Curtis Granderson vs. Kansas City (2015)

Nine Inning Game
3.....Curtis Granderson vs. Kansas City (2015-Game 3)

Extra Inning Game
3.....Cleon Jones at Oakland (1973-Game 2)

MOST HITS

Career
12.....Jerry Grote

Series
11.....Rusty Staub vs. Oakland (1973)

Game
4.....two times, last, Lenny Dykstra, at Boston (1986-Game 3)

MOST DOUBLES

Career
3.....Cleon Jones

Series
2.....seven times

Game
1.....many times

MOST TRIPLES

Career
1.....Don Hahn & Felix Millan

Series
1.....Don Hahn & Felix Millan vs. Oakland (1973)

Game
1.....two times, last, Don Hahn vs. Oakland (1973-Game 5)

MOST HOME RUNS

Career
3.....Curtis Granderson & Donn Clendenon

Series
3.....two times, last, Curtis Granderson vs. Kansas City (2015)

Game
2.....Michael Conforto vs. Kansas City (2015-Game 4) & Gary Carter at Boston (1986-Game 4)

MOST RBI

Career
9.....Gary Carter

Series
9.....Gary Carter vs. Boston (1986)

Game
5.....Rusty Staub vs. Oakland (1973-Game 4)

MOST EXTRA-BASE HITS

Career
4.....Mike Piazza, Gary Carter, Donn Clendenon & Cleon Jones

Series
4.....three times, last, Mike Piazza vs. New York (2000)

Game
3.....Gary Carter at Boston (1986-Game 4)

MOST STOLEN BASES

Career
3.....Darryl Strawberry & Mookie Wilson

Series
3.....Darryl Strawberry & Mookie Wilson vs. Boston (1986)

Game
2.....two times, last, Darryl Strawberry vs. Boston (1986-Game 6)

TEAM BATTING SERIES RECORDS

RUNS

Game
10.....at Oakland-12 innings (1973-Game 2)

Nine-Inning Game
9.....vs. Kansas City (2015-Game 3)

Inning
5.....at New York-ninth inning (2000-Game 2)

Series
32.....vs. Boston (1986)

HITS

Game
15.....at Oakland-12 innings (1973-Game 2)

Nine Inning Game
13.....two times, last, at Boston (1986-Game 3)

Series
66.....vs. Oakland (1973)

DOUBLES

Game
4.....vs. New York (2000-Game 3)

Series
8.....three times, vs. Baltimore (1969), vs. Boston (1986), vs. New York (2000)

TRIPLES

Game
1.....two times, last, vs. Oakland (1973-Game 5)

Series
2.....vs. Oakland (1973)

HOME RUNS

Game
3.....at Boston (1986-Game 4)

Series
7.....vs. Boston (1986)

RBI

Game
9.....vs. Kansas City (2015-Game 3)

Series
29.....vs. Boston (1986)

STOLEN BASES

Game
3.....at Boston (1986-Game 4)

Series
7.....vs. Boston (1986)

INDIVIDUAL PITCHING SERIES RECORDS

MOST GAMES WON

- Career**
3..... Jerry Koosman
- Series**
2..... Jerry Koosman vs. Baltimore (1986)

MOST GAMES LOST

- Career**
2..... Tom Seaver, Jon Matlack & Dwight Gooden
- Series**
2..... two times, last, Dwight Gooden vs. Boston (1986)

MOST SAVES

- Career**
2..... Jesse Orosco
- Series**
2..... Jesse Orosco vs. Boston (1986)

MOST GAMES

- Career**
5..... three times, last, Addison Reed
- Series**
5..... three times, last, Addison Reed vs. Kansas City (2015)

MOST GAMES STARTED

- Career**
4..... Jerry Koosman, Tom Seaver
- Series**
3..... two times, last, Ron Darling vs. Boston (1986)

MOST COMPLETE GAMES

- Career**
1..... Tom Seaver & Jerry Koosman
- Series**
1..... two times, last, Jerry Koosman vs. Baltimore (1969-Game 5)

MOST INNINGS PITCHED

- Career**
30.0..... Tom Seaver
- Series**
17.2..... two times, last, Ron Darling vs. Boston (1986)
- Game**
10.0..... Tom Seaver vs. Baltimore (1969-Game 4)

MOST STRIKEOUTS

- Career**
27..... Tom Seaver
- Series**
18..... Tom Seaver vs. Oakland (1973)
- Game**
12..... Tom Seaver vs. Oakland (1973-Game 3)

TEAM PITCHING SERIES RECORDS

FEWEST HITS ALLOWED

- Game**
2..... at Baltimore (1969-Game 2)
- Series**
23..... vs. Baltimore (1969)

MOST HITS ALLOWED

- Game**
18..... vs. Boston (1986-Game 2)
- Series**
69..... vs. Boston (1986)

MOST RUNS ALLOWED

- Inning**
5..... vs. Kansas City-12th inning (2015-Game 5)
- Game**
9..... vs. Boston (1986-Game 2)
- Series**
27..... two times, last, Kansas City (2015)

FEWEST RUNS ALLOWED

- Series**
9..... vs. Baltimore (1969)

MOST HOME RUNS ALLOWED

- Game**
2..... six times, last, at Kansas City (2015-Game 1)
- Series**
5..... vs. Boston (1986)

MOST STRIKEOUTS

- Game**
12..... two times, last, vs. New York (2000-Game 3)
- Extra Inning Game**
15..... at Oakland (1973-Game 2)
- Series**
62..... vs. Oakland (1973)

MISCELLANEOUS RECORDS

Consecutive Wins

- 4..... Game 2, 1969-Game 5, 1969

Consecutive Losses

- 4..... twice, last, Game 4, 2000-Game 2, 2015

Shutouts

- 2..... two times, 1969-Game 3 vs. Baltimore (Won, 5-0)
1973-Game 5 vs. Oakland (Won, 2-0)

Extra Inning Games

- 1969-Game 4 vs. Baltimore (Won, 2-1 in 10 innings)
1973-Game 2 at Oakland (Won, 10-7 in 12 innings)
1973-Game 3 vs. Oakland (Lost, 2-3 in 11 innings)
1986-Game 6 vs. Boston (Won, 6-5 in 10 innings)
2000-Game 1 at Yankees (Lost, 3-4 in 12 innings)
2015-Game 1 at Kansas City (Lost, 4-5 in 14 innings)
2015-Game 5 vs. Kansas City (Lost, 2-7 in 12 innings)

ERRORS

- Game**
3..... at New York (2000-Game 2)
- Series**
10..... vs. Oakland (1973)

AMAZIN'
STARTS
HERE



brooklyncyclones.com

718-37-BKLYN



**JUAN ALICEA
SPANISH RADIO BOOTH**



MEDIA



SNY is an Emmy Award-winning, multi-platform regional sports network serving approximately seven million homes in the New York Metropolitan area and nine million homes across the country through unparalleled and exclusive coverage of the New York Mets, New York Jets, UConn women's basketball and all things New York sports.

SNY is the official television home of the New York Mets, televising more than 130 live games each season with exclusive pre- and post-game programs, plus additional Mets entertainment programming airing throughout the calendar year.

As New York's leader in local sports coverage, SNY delivers the most comprehensive access to all the Tri-State area's professional and collegiate sports teams through exclusive live games, nightly sports programs, original entertainment and online at SNY.tv, the "go-to" communal home for all New York sports. Owned by Sterling Entertainment Enterprises, Charter Communications and Comcast, SNY is available to viewers throughout New York, Connecticut, New Jersey, and northeastern Pennsylvania, and nationally through select providers.



New York's PIX11 (Channel 11) is the flagship station of the CW Television Network and home to PIX11's award-winning news. Founded in 1948 and now owned by Mission Broadcasting, PIX11 is operated by Nexstar Inc. PIX11 enters its 19th season as the over-the-air television home of the New York Mets.



The radio flagship for New York Mets baseball is one of America's most trusted news brands. Each week, WCBS Newsradio 880 delivers the latest news to millions of listeners in the nation's biggest city. From our award-winning 24/7 local news and sports coverage, to Bloomberg Business reports and Traffic and Weather Together on the 8's — WCBS 880 is the place New York turns to for the most up-to-the-minute and reliable information. WCBS Newsradio 880, streaming live around the clock on Radio.com, also provides breaking news, features and more across multiple platforms including WCBS880.com and our social media channels. We're proud to join the New York Mets family and we invite fans to keep your radios tuned to 880 AM and CBS-FM HD-2 for the best local news and New York Mets Baseball.

GARY COHEN

SNY & PIX 11

- Gary Cohen, a Queens, NY native enters his 34th season as a New York Mets Play-by-Play announcer and 17th season as the television voice of the Mets on SNY...He will serve as the play-by-play-announcer for all regular-season SNY produced Mets telecasts in 2022.
- Cohen also participates on SNY's sports and entertainment programs...In addition, he is a contributor to the network's website, SNY.tv.
- Inducted into the New York State Baseball Hall of Fame in 2018.
- Was one of eight finalists for the 2017 Ford C. Frick Award, presented annually for excellence in baseball broadcasting by the National Baseball Hall of Fame and Museum.
- Prior to joining SNY, Cohen was a member of the Mets WFAN Radio team for 17 years.
- Has done play-by-play on national baseball broadcasts for CBS Radio and ESPN Radio.
- Has broadcast play-by-play of the NCAA Basketball Tournament for CBS Radio and Westwood One since 2010... Also served in the same role from 1991-2003.
- Has been the radio voice for Seton Hall University basketball since 2003.
- Was the radio voice of St. John's University basketball from 1995-2002.
- Called men's and women's hockey play-by-play at the 1992, 1994 and 1998 Winter Olympics for CBS Radio.
- Has also done play-by-play for the New York Rangers.
- Before coming to the Mets, Cohen broadcast minor league baseball for Boston's Pawtucket (AAA) club of the International League (1987-1988), the Durham Bulls (A) of the Carolina League (1986) and Spartanburg Spinners (A) of the South Atlantic League (1983-1984).
- Was the basketball and hockey voice for Providence College in 1988-1989 and broadcast football for Brown University in 1987.
- In addition, he has done play-by-play for various sports at Columbia University, the University of Pennsylvania, University of South Carolina-Spartanburg and Old Dominion University.
- Was a Dean's List student at Columbia University, where he graduated with a degree in Political Science.
- Lives in Connecticut with his wife, Lynn.



RON DARLING

SNY & PIX 11

- Ron Darling enters his 17th season as a game analyst for SNY, where he will work more than 100 spring training and regular season games throughout 2022.
- Is a regular contributor on MLB Network and also serves as an analyst for the TBS Sunday national broadcast.
- Since joining SNY, Darling has won three Emmy Awards for "Best Sports Analyst" in New York (2006, 2011 & 2017).
- He was inducted into the Mets Hall of Fame in July of 2021.
- He was inducted into the New York State Baseball Hall of Fame in 2019...He was the New York Chapter/Baseball Writer's Association of America: Arthur & Milton Richman "You Gotta Have Heart" Award Recipient on January 25, 2020.
- Prior to joining SNY, served as the color commentator for the Washington Nationals on Mid-Atlantic Sports Network (MASN) for the 2005 season, where he called 150 games.
- Before working at MASN, served as an on-air analyst for Fox Sports Net, appeared on The Best Damn Sports Show Period, the National Sports Report and Baseball Today...Also provided analysis for CSTV.
- Spent nine seasons as a starting pitcher for the Mets and was a key member of the 1986 World Championship and 1988 Division Champion teams...He also has the distinction of being the first Mets pitcher to be awarded the Gold Glove Award (1989)...After a short stint with the Montreal Expos, the All-Star pitcher finished his career spending five seasons with the Oakland Athletics.
- During his 13-year career, he amassed a 136-116 record, including 1,590 strikeouts and a 3.87 ERA.
- Darling was born in Honolulu, HI and attended Yale University where he was a two-time All-American, leading the Bulldogs to two Ivy League titles.
- He currently resides with his family in Connecticut.



KEITH HERNANDEZ

SNY & PIX 11

- Keith Hernandez begins his 17th season as a game analyst on SNY's Mets telecasts...He will call more than 100 spring training and regular season games throughout 2022...Has been with the organization's broadcast team since 1999.
- Participates on SNY's sports and entertainment programs and is a contributor to SNY's website, SNY.tv.
- Hernandez is a three-time Emmy Award winner for "Best Sports Analyst" in New York for his work on SNY (2009, 2012, 2015).
- Last year, Hernandez was inducted into the St. Louis Cardinals Hall of Fame.
- Inducted into the New York State Baseball Hall of Fame in 2018 as well as the Rawlings Gold Glove Hall of Fame and the Hispanic Heritage Baseball Museum Hall of Fame.
- Returned to the Mets organization in 1999, assisting the club in spring training and broadcasting games on television.
- Worked for FOX during the 2017 postseason.
- Was a member of the 1986 World Champions...Hit .310 with 34 doubles, 13 home runs and 83 RBI that season... Had a key two-run single in Game 7 of the World Series vs. Boston...Also a member of the 1988 National League Eastern Division Champions.
- On May 6, 1987, Davey Johnson named him the first captain in Mets history.
- Named to five National League All-Star teams (1979, 1980, 1984, 1986, 1987).
- Earned 11-consecutive Gold Gloves from 1978-1988...Led the NL in fielding twice (1985 and 1986).
- Ranks second on the Mets all-time list in batting average (.297), ninth in RBI (468) and third with a .387 on-base percentage.
- Inducted into the Mets Hall of Fame in 1997...Will have his uniform #17 retired by the club on July 9, 2022.
- Acquired by the Mets on June 15, 1983 from St. Louis in exchange for pitchers Neil Allen and Rick Ownbey.
- Named 1979 co-MVP of the National League along with Pittsburgh's Willie Stargell in the closest vote in league history...Led the NL in batting average (.344), runs scored (116) and doubles (48).
- Played with the Cardinals from 1974 until he was traded to the Mets...Batted .299 with 33 doubles, six triples, seven home runs, and 94 RBI in 1982 to help St. Louis win the World Series.
- Spent 17 years in the majors with the Mets, Cardinals and Indians from 1974-1990...Compiled a .296 batting average, with 2,182 hits, 426 doubles, 60 triples, 162 home runs and 1,071 RBI.
- Hernandez splits time between homes in Sag Harbor and Florida and has a Bengal cat, Hadji.



RALPH KINER




The Mets honored legendary original Met Ralph Kiner throughout the 2014 season after he passed away on February 6, 2014 at age 91. He was one of the most beloved figures in franchise history, announcing games on television and radio for 52 years. He educated and entertained generations of Mets fans, and his post-game show "Kiner's Korner" was an integral part of Mets lore. Kiner joined the Mets broadcast booth in 1962 after a 10-year Hall of Fame playing career with the Pirates. He was inducted into the Mets Hall of Fame in 1984. The Ralph Kiner Television Booth was dedicated on August 16, 2002 during the Mets 40th Anniversary celebration at Shea Stadium. The Mets television booth at Citi Field bears Kiner's name. A plaque on the left field wall at Citi Field reads "Ralph Kiner 1922-2014"



STEVE GELBS

SNY & PIX 11

- Steve Gelbs enters his eighth full season as the Mets field reporter for all SNY produced Mets telecasts...Gelbs joined SNY in 2013 as an anchor and sports reporter contributing to the network's sports and entertainment news shows.
- In addition, Gelbs serves as the host on SNY's Jets pre- and post-game shows.
- Prior to joining SNY, spent a year and a half at MSG Network where he served as a host of the "MSG 150" during Knicks and Rangers telecasts. Additionally, he served as a pre- and post-game radio host for Rangers games.
- Prior to MSG Network, he spent four years at MSG Varsity where he was utilized in a number of different capacities including anchor, host, feature & sideline reporter, play-by-play announcer and color commentator.
- Steve graduated with a B.A. in Broadcast Journalism from Syracuse University's Newhouse School of Public Communications.
- Steve currently resides in Westchester with his wife, Julie and their children, Jason and Emma.



TODD ZEILE

SNY

- Todd Zeile joined SNY in 2017 as a contributing analyst for the network's sports and news shows, including "Baseball Night in New York" and "Mets Hot Stove."
- Since 2019, he has served as the lead analyst for the Mets pre- and post-game shows.
- Zeile played in MLB for 16 seasons from 1989 to 2004 for 11 different teams.
- Played three seasons with the Mets, and was the first baseman on the 2000 National League Championship team.
- A California native with experience in acting and producing, Zeile is married to Kristin Gamboa, daughter of Tom Gamboa...They have seven children between them ranging from 17 to 28.
- Attended UCLA, where he was a catcher for the Bruins baseball team.



GARY APPLE

SNY

- Gary Apple brings more than 20 years of experience to SNY where he currently serves as host of the Emmy Award-winning Mets pre- and post-game shows.
- He has also delivered the network's play-by-play for UConn Men's basketball and hosts the pre-game, half-time and post-game shows for the 11-time National Champion UConn Women's team.
- Prior to joining SNY, Apple worked at NBA TV as a studio host, and as a studio host at MSG Network where he handled pre- and post-game duties for the Knicks, Rangers, Devils, and Islanders, as well as anchoring the network's signature news program SportsDesk.
- Prior to that, he spent more than seven years on WCBS-TV in New York, where his work was celebrated as the best sportscast by the New York State Broadcasters Association.
- Additionally, Apple served as sideline reporter for New York Jets pre-season NFL football, for CBS Sports NASDAQ College Football and the College World Series...Was a studio host for CBS Sports Desk and made appearances on the CBS Early Show.
- He also did play-by-play for Ivy League Football on The Football Network.
- Prior to that, he was seen as a sportscaster in Los Angeles on Prime Ticket, KTLA-TV and KTTV-TV, and on KMOV-TV, (CBS) in St. Louis.
- A native of Troy, NY, Apple graduated from Syracuse University with a bachelor's degree in broadcast journalism... He lives in New York with his wife and two daughters.



HOWIE ROSE



- Howie Rose has been the lead play-by-play voice on the radio for the Mets since 2006, taking over for legendary announcer Bob Murphy in 2004.
- Is set to be inducted into the New York State Hockey Hall of Fame for its inaugural class of 2022.
- In November of 2019, Rose was inducted into the New York State Baseball Hall of Fame.
- Received the Queens College Athletics Hall of Fame's Madden Award on October 14, 2016...The award is given annually and recognizes an outstanding former student who excelled in athletics or contributed to the professional field of sports.
- Was awarded the Esurance MLB Award for Best Radio Call in 2015.
- Worked eight years as a Mets play-by-play announcer for Fox Sports New York/MSG from 1996 through 2003.
- Was the play-by-play announcer for the New York Islanders on Fox Sports New York from 1995-2016.
- His first book, "Put It in the Book" was released on March 1, 2013.
- Inducted into the National Jewish Sports Hall of Fame and Museum on April 22, 2012 alongside longtime Mets employee, the late Arthur Richman.
- Received the Broadcast Media Award from the Nassau County Sports Commission in 2002.
- Broadcast numerous Mets games on WFAN beginning in 1994.
- Was nominated for an Emmy Award in 1997 and 2008 for his work as a play-by-play broadcaster and along with the entire FSNY crew, won a New York Emmy Award for their coverage of the Islanders 1998-1999 season...Won his second Emmy Award with the FSNY Islanders crew in March, 2004.
- In 1994 and 1995, he was the pre- and post-game host for Mets games on WFAN Radio...Also that year, did play-by-play for select games with Bob Murphy, Gary Cohen and Gary Thorne.
- Was with WFAN Radio from July 1, 1987 (the date of the conversion to an all-sports format) until October, 1995.
- Started his career in 1977 with WHN Radio (which became WFAN)...Returned in 1987 to host "Mets Extra" and the pre-game show until 1991.
- Worked as a play-by-play broadcaster for New York Rangers games on WFAN from 1989-1995, including their Stanley Cup Championship season of 1993-1994.
- Won the 1995 Dick Young Award from the New York Baseball Scouts for service to baseball within the media.
- Won the New York State Sports Broadcasters Award for play-by-play work during the 1994 Stanley Cup Playoffs.
- In January 1994, he announced his second straight National Hockey League All-Star Game for the NHL Radio Network.
- Called the 1993 Stanley Cup Finals for the NHL Radio Network.
- Before joining WFAN, the Queens, NY native was a sportscaster for WCBS Radio and the NBC Radio Network...Broadcaster for LIU basketball and soccer on WNYE-TV in 1986.
- Broke into broadcasting as one of the original voices of SportsPhone in 1975.
- Graduated from Cardozo High School in Bayside, Queens and Queens College.
- Lives in Florida and on Long Island with his wife, Barbara. They have two adult daughters, Alyssa and Chelsea...Alyssa has performed on the ABC Soap Opera "One Life To Live."

WAYNE RANDAZZO

- Wayne Randazzo is in his fourth season as a play-by-play announcer for the Mets.
- In addition, Randazzo will host the post-game show featuring highlights and scores from around the league. He also calls Mets games on SNY when Gary Cohen is off.
- He spent four seasons (2015-2018) as the pre- and post-game show host on the Mets Radio Network, while also serving as the team's fill-in announcer when Howie Rose was on assignment.
- Came to New York from Chicago where he worked at CBS Radio with WSCR-AM and WBBM-AM as an anchor and talk show host while also hosting pre- and post-game shows for the Chicago White Sox.
- Has also worked as a play-by-play announcer, including national television work with ESPN, FS1, Big Ten Network and MLB Network.
- Also broadcasts the NFL on Sports USA Radio and MLB on FOX.
- Spent seven seasons calling minor league games for the Mobile BayBears (AA) of the Southern League and Kane County Cougars (A) of the Midwest League.
- Has a wife, Meghan, and children, Jasmine and Isabella.



ED COLEMAN

- Ed Coleman returns as host of the Mets pre-game show in 2022.
- Coleman will provide a Clubhouse Report on the post-game show and make regular contributions to WCBS 880.
- Coleman has spent over 20 seasons (1997-2013, 2019-current) as the host of the Mets pre- and post-game shows on WFAN Radio and WCBS 880...Since 1993, has been the beat reporter for the Mets on WFAN.
- In addition, he will team up with Howie Rose and Wayne Randazzo for select game broadcasts.
- Joined Gary Cohen in the St. John's University basketball booth on WFAN from 1998-2002.
- Has been with WFAN since the station's inception in July of 1987.
- Worked for WBZ Radio in Boston, Enterprise Radio (the nation's first all-sports talk radio station) in Hartford, CT and Curt Gowdy Productions.
- In addition, broadcast from the 1988 Summer Olympics in Seoul, South Korea and the 1992 Summer Olympics in Barcelona, Spain, both for NBC Radio and the 1994 Winter Games from Lillehammer, Norway for CBS Radio.
- Coleman lives with his wife, Kathy, and their daughters, Julia and Emma in Scarsdale, NY.



BOB MURPHY

The Bob Murphy Radio Booth was dedicated on August 17, 2002 during the Mets 40th Anniversary celebration at Shea Stadium. The Mets radio booth at Citi Field bears Murphy's name, honoring the legend. The Hall of Fame Mets announcer passed away on August 3, 2004, after a battle with lung cancer. He capped off a brilliant 50-year major league career when he announced his retirement at the end of the 2003 season. Murphy had been with the Mets since the team's inception in 1962 after broadcasting for the Boston Red Sox (1954-1959) and Baltimore Orioles (1960-1961). From 1962-1978, Ralph Kiner, Lindsey Nelson and Murphy handled the broadcast duties in the radio and television booths. Murphy moved strictly into his home



away from home, the radio booth in 1981. Murphy was elected into the Mets Hall of Fame in 1984 and his prestigious career was crowned when he was honored with the National Baseball Hall of Fame's Ford C. Frick Award in 1994.



BRAD HELLER

- Brad Heller is back for his fourth season in his role, filling in on the Mets pre- and post-game when Ed Coleman or Wayne Randazzo are off.
- Heller will provide special Mets coverage on WCBS 880 throughout the regular season and during the offseason as well.
- Heller has been WCBS 880's morning sports anchor since 2011.
- He has also covered New York's biggest sports stories as a reporter, including the Mets' run to the World Series in 2015.
- Heller has anchored coverage on Westwood One's national broadcasts of NCAA football and basketball, as well as numerous summer and winter Olympics.
- A Syracuse University graduate, Heller grew up in Rockland County, NY, currently he lives in Manhattan.



CHRIS MAJKOWSKI

- Chris Majkowski enters his 30th season as the producer-engineer for the Mets...Will enter the 2022 season having engineered 4,467 consecutive games dating to August 8, 1993.
- Also works with the New York Giants, New York Knicks, New York Rangers and St. John's University.
- Worked the 2000 and 2015 World Series as well as the 1999 NBA Finals, 2014 Stanley Cup Final and three Super Bowls.
- Graduated from Fordham University in 1989 where he worked for Fordham's radio station, WFUV.
- Continues to do the public address for football and basketball games at Rose Hill.
- Raised on Long Island in Albertson, NY.



JUAN ALICEA

On September 14, 2021, the New York Mets announced the club will name the Spanish Radio Booth at Citi Field in honor of Juan Alicea. Alicea joined the organization in April of 1969 and has served in a variety of capacities including scouting and community relations before finding his home in the Spanish broadcasting booth in 1982, where he's been ever since. Alicea has been behind the mic for over 4,000 Mets games, including being the leading voice on the International Spanish Network during the 1986 postseason which aired throughout the United States and Latin America.



Alicea, 83, scouted Lee Mazzilli and Nino Espinosa, who both played for the Mets. He was heavily involved with Hispanic marketing initiatives in the community, including honoring Hispanic stars such as Juan Marichal, Orlando Cepeda, Tony Perez and Sammy Sosa, when they came to Shea.



SPANISH RADIO

JUAN ALICEA

- Juan Alicea has been with the Mets since 1969 in a variety of scouting, community relations and broadcasting positions.
- In 2021, the Spanish broadcast booth was dedicated in his honor.
- Has been a broadcaster for the Mets Spanish Network since 1982 and also serves as the director and production coordinator for radio and SAP broadcasts.
- Scouted Lee Mazzilli and Nino Espinosa, who signed and played for the Mets.
- As Hispanic Broadcast Coordinator, has been involved with many of the Mets' successful marketing and public relations initiatives in the community.
- Continues to provide assistance and advice in his area of expertise as needed.
- Was a member of the broadcasting team for the International Spanish Network, which carried the Mets 1986 and 1988 postseason play throughout the United States and Latin America.



MAX PEREZ JIMENEZ

- Max Perez Jimenez joined the Mets Spanish broadcast team in 2005.
- In 2016, was recognized in Santiago de los Caballeros with the Ciudad Corazon voice and talent award given out by the announcers of Santiago, DR...Was also awarded the 2016 Acroarte Award in New York, a recognition from the association of music and art critics for his work as a sports announcer and voice of the New York Mets.
- He is the New York Mets play-by-play voice en Español...Has also served as the play-by-play voice of the Brooklyn Nets in Spanish.
- Has broadcast MLB postseason action for ESPN Spanish radio since 2009.
- Began his career in the Dominican Republic in 1974 as a program manager and news/sports announcer.
- From 1983-1986, he participated in the Mets Spanish Broadcast as assistant producer, analyst and play-by-play broadcaster.
- Since 1992, he has been the production manager and sports and news announcer at WADO 1280 AM.



NESTOR ROSARIO

- Nestor Rosario begins his 11th season as a broadcaster on the Mets' Spanish radio team... Joined the broadcasts in 2011...Has increased his appearances and began filling in regularly in 2012.
- In addition to his backup role for the Mets, he announces the Dominican Winter League on ESPN 1050 AM.
- Began his broadcast career on sports radio in the Dominican Republic in 1992 and continued through 1997.
- In 1998, he joined the television broadcast for the Gigantes del Cibao baseball club of the Dominican Professional Baseball League and remained with them until 2005 before coming to the U.S. to pursue his professional baseball broadcasting career.



JOHNNY TRUJILLO

- This year marks Trujillo's third season with the Mets, joining the club in 2020.
- A journalist and broadcaster who specializes in baseball, basketball, volleyball, boxing, soccer and cycling.
- He previously worked with ESPN New York (2016-2019), the Dominican Baseball League (1995-2014), the Cuban Baseball League (1983-1993), World League Italy (1994) and the Ice Hockey Junior World Championship in Mic Mac Park, Canada (1987).



ON THE AIR

YEARS ANNOUNCERS

- 1962-73** **RADIO & TV:**
Ralph Kiner, Bob Murphy, Lindsey Nelson
SPANISH RADIO:
Miguel Angel Torres, Salomon Volpe
- 1974-78** **RADIO & TV:**
Ralph Kiner, Bob Murphy, Lindsey Nelson
SPANISH RADIO:
Juan Vene, Jose Valdivielso, Buck Canel
- 1979** **RADIO & TV:**
Ralph Kiner, Bob Murphy, Steve Albert
SPANISH RADIO:
Juan Vene, Jose Valdivielso, Buck Canel
- 1980** **RADIO & TV:**
Ralph Kiner, Bob Murphy, Steve Albert
SPANISH RADIO:
Juan Vene, Jose Valdivielso, Buck Canel
CABLE TV:
Art Shamsky, Bob Goldsholl
- 1981** **RADIO:**
Ralph Kiner, Bob Murphy, Steve Albert, Art Shamsky
SPANISH RADIO:
Juan Vene, Jose Valdivielso, Buck Canel
TV:
Kiner, Murphy, Albert
CABLE TV:
Kiner, Murphy, Albert, Shamsky
- 1982** **RADIO:**
Bob Murphy, Steve LaMar
SPANISH RADIO:
Juan Vene, Juan Alicea
TV & CABLE TV:
Ralph Kiner, Lorn Brown
- 1983** **RADIO:**
Bob Murphy, Steve LaMar
SPANISH RADIO:
Oscar Polo, Juan Alicea, Max Perez Jimenez
TV:
Ralph Kiner, Tim McCarver, Steve Zabriskie
CABLE TV:
Kiner, McCarver, Bud Harrelson
- 1984** **RADIO:**
Bob Murphy, Steve LaMar
SPANISH RADIO:
Oscar Polo, Juan Alicea, Max Perez Jimenez
TV:
Ralph Kiner, Tim McCarver, Steve Zabriskie
CABLE TV:
Kiner, McCarver, Fran Healy
- 1985** **RADIO:**
Bob Murphy, Gary Thorne
SPANISH RADIO:
Oscar Polo, Juan Alicea, Max Perez Jimenez
TV:
Ralph Kiner, Tim McCarver, Steve Zabriskie
CABLE TV:
Kiner, McCarver, Fran Healy
- 1986** **RADIO:**
Bob Murphy, Gary Thorne
SPANISH RADIO:
Oscar Polo, Juan Alicea, Max Perez Jimenez
TV:
Ralph Kiner, Tim McCarver, Steve Zabriskie, Rusty Staub
CABLE TV:
Kiner, McCarver, Staub, Fran Healy

YEARS ANNOUNCERS

- 1987** **RADIO:**
Bob Murphy, Gary Thorne
SPANISH RADIO:
Billy Berroa, Armando Talavera, Juan Alicea
TV:
Ralph Kiner, Tim McCarver, Steve Zabriskie, Rusty Staub
CABLE TV:
Kiner, McCarver, Staub, Fran Healy
- 1988** **RADIO:**
Bob Murphy, Gary Thorne
SPANISH RADIO:
Billy Berroa, Armando Talavera, Juan Alicea
TV:
Ralph Kiner, Tim McCarver, Steve Zabriskie, Rusty Staub
CABLE TV:
Kiner, McCarver, Fran Healy
- 1989** **RADIO:**
Bob Murphy, Gary Cohen
SPANISH RADIO:
Billy Berroa, Armando Talavera, Juan Alicea
TV:
Ralph Kiner, Tim McCarver, Steve Zabriskie
CABLE TV:
Kiner, Fran Healy, Rusty Staub
- 1990-91** **RADIO:**
Bob Murphy, Gary Cohen
SPANISH RADIO:
Billy Berroa, Renato Morffi, Armando Talavera, Juan Alicea
TV:
Ralph Kiner, Tim McCarver
CABLE TV:
Kiner, Fran Healy, Rusty Staub
- 1992-93** **RADIO:**
Bob Murphy, Gary Cohen, Todd Kalas
SPANISH RADIO:
Billy Berroa, Renato Morffi, Armando Talavera, Juan Alicea
TV:
Ralph Kiner, Tim McCarver
CABLE TV:
Kiner, Fran Healy, Rusty Staub
- 1994-95** **RADIO:**
Bob Murphy, Gary Cohen, Howie Rose
SPANISH RADIO:
Juan Alicea, Renato Morffi
TV:
Ralph Kiner, Tim McCarver, Gary Thorne
CABLE TV:
Kiner, Fran Healy, Rusty Staub
- 1996** **RADIO:**
Bob Murphy, Gary Cohen, Ed Coleman
SPANISH RADIO:
Juan Alicea, Billy Berroa
TV:
Ralph Kiner, Tim McCarver, Gary Thorne
CABLE TV:
Kiner, Howie Rose, Fran Healy, Matt Loughlin
- 1997-98** **RADIO:**
Bob Murphy, Gary Cohen, Ed Coleman
SPANISH RADIO:
Juan Alicea, Billy Berroa
TV:
Ralph Kiner, Tim McCarver, Gary Thorne
CABLE TV:
Kiner, Howie Rose, Fran Healy, Matt Loughlin

FLAGSHIP TV STATION: WWOR-TV 9 (1962-1998); WPIX-TV (1999-2006); CW-11 (2006-2008); PIX-11 (2009-present)

FLAGSHIP CABLE TV STATION: SportsChannel (1982-1997); Fox Sports New York (1998-2005); SportsNet New York (2006-present)

YEARS ANNOUNCERS

- 1999-01** **RADIO:**
Bob Murphy, Gary Cohen, Ed Coleman
SPANISH RADIO:
Juan Alicea, Billy Berroa
TV:
Tom Seaver, Gary Thorne, Keith Hernandez
CABLE TV:
Ralph Kiner, Howie Rose, Fran Healy, Matt Loughlin
- 2002** **RADIO:**
Bob Murphy, Gary Cohen, Ed Coleman,
Ted Robinson
SPANISH RADIO:
Juan Alicea, Billy Berroa
TV:
Tom Seaver, Gary Thorne
CABLE TV:
Ralph Kiner, Howie Rose, Fran Healy,
Matt Loughlin, Robinson, Keith Hernandez
- 2003** **RADIO:**
Bob Murphy, Gary Cohen, Ted Robinson,
Howie Rose, Ed Coleman
SPANISH RADIO:
Juan Alicea, Billy Berroa
TV:
Tom Seaver, Dave O'Brien, Ralph Kiner,
Keith Hernandez
CABLE TV:
Fran Healy, Robinson, Hernandez, Kiner, Rose, Matt
Loughlin
- 2004** **RADIO:**
Gary Cohen, Howie Rose, Ed Coleman
SPANISH RADIO:
Juan Alicea, Billy Berroa
TV:
Tom Seaver, Dave O'Brien, Ralph Kiner, Keith
Hernandez
CABLE TV:
Fran Healy, Ted Robinson, Hernandez, Kiner, Matt
Loughlin
- 2005** **RADIO:**
Gary Cohen, Howie Rose, Ed Coleman
SPANISH RADIO:
Juan Alicea, Billy Berroa, Max Perez Jimenez
TV:
Tom Seaver, Dave O'Brien, Ralph Kiner,
Keith Hernandez
CABLE TV:
Fran Healy, Ted Robinson, Hernandez, Kiner, Matt
Loughlin
- 2006** **RADIO:**
Howie Rose, Tom McCarthy, Ed Coleman
SPANISH RADIO:
Juan Alicea, Billy Berroa
TV:
Gary Cohen, Ron Darling, Keith Hernandez, Ralph
Kiner, Chris Cotter
CABLE TV:
Cohen, Darling, Hernandez, Kiner, Cotter
- 2007** **RADIO:**
Howie Rose, Tom McCarthy, Ed Coleman
SPANISH RADIO:
Juan Alicea, Billy Berroa, Max Perez Jimenez
TV:
Gary Cohen, Ron Darling, Keith Hernandez, Ralph
Kiner, Kevin Burkhardt
CABLE TV:
Cohen, Darling, Hernandez, Kiner, Burkhardt

YEARS ANNOUNCERS

- 2008-09** **RADIO:**
Howie Rose, Wayne Hagin, Ed Coleman
SPANISH RADIO:
Juan Alicea, Max Perez Jimenez
TV:
Gary Cohen, Ron Darling, Keith Hernandez, Ralph
Kiner, Kevin Burkhardt
CABLE TV:
Cohen, Darling, Hernandez, Kiner, Burkhardt
- 2010-11** **RADIO:**
Howie Rose, Wayne Hagin, Ed Coleman
SPANISH BROADCAST:
Juan Alicea, Max Perez Jimenez
TV:
Gary Cohen, Ron Darling, Keith Hernandez, Ralph
Kiner, Kevin Burkhardt
CABLE TV:
Cohen, Darling, Hernandez, Kiner, Burkhardt
- 2012-13** **RADIO:**
Howie Rose, Josh Lewin, Ed Coleman
SPANISH BROADCAST:
Juan Alicea, Max Perez Jimenez, Nestor Rosario
TV:
Gary Cohen, Ron Darling, Keith Hernandez, Ralph
Kiner, Kevin Burkhardt
CABLE TV:
Cohen, Darling, Hernandez, Kiner, Burkhardt
- 2014** **RADIO:**
Howie Rose, Josh Lewin
SPANISH BROADCAST:
Juan Alicea, Max Perez Jimenez, Nestor Rosario
TV:
Gary Cohen, Ron Darling, Keith Hernandez, Kevin
Burkhardt
CABLE TV:
Cohen, Darling, Hernandez, Burkhardt
- 2015-18** **RADIO:**
Howie Rose, Josh Lewin, Wayne Randazzo
SPANISH BROADCAST:
Juan Alicea, Max Perez Jimenez, Nestor Rosario
TV:
Gary Cohen, Ron Darling, Keith Hernandez, Steve
Gelbs
CABLE TV:
Cohen, Darling, Hernandez, Gelbs
- 2019-22** **RADIO:**
Howie Rose, Wayne Randazzo, Ed Coleman
SPANISH BROADCAST:
Juan Alicea, Max Perez Jimenez, Nestor Rosario,
Johnny Trujillo
TV:
Gary Cohen, Ron Darling, Keith Hernandez, Steve
Gelbs
CABLE TV:
Cohen, Darling, Hernandez, Gelbs

FLAGSHIP RADIO STATION: WABC 770 (1962-1963); WJRZ 970 (1967-1971); WNEW 1130 (1975-1977); WHN 1050 (1964-1966, 1972-1974, 1983-1987); WMCA 570 (1978-1982); WFAN 1050 (1987-1988); WFAN 101.9/660 (1989-2013); WOR (2014-2018); WCBS 880 (2019)

FLAGSHIP SPANISH RADIO STATION: WHOM 1480 (1962-1974); VENE INTERNATIONAL NETWORK (1975-1981); WBNX 1380 (1982); WKDM 1380 (1983-1986); WJIT 1480 (1987-1989); WSKQ 620 (1990-1996); WADO 1280 (1997-2009); WQBU 92.7 (2010-2012); 1050 ESPN Deportes (2013-2020); WQBU 92.7 (2021)

CLOVER PARK

31 Piazza Drive • Port St. Lucie, FL 34986
(772) 871-2100 • Tickets (772) 871-2115 • Est. 1988 • Capacity 7,000



The Mets spring training facility in Port St. Lucie was renamed Clover Park in January of 2020. The ballpark has been the team's Florida home since moving from St. Petersburg, FL in 1988.

Clover Park underwent a \$55 million renovation two years ago in an effort to modernize the facility for fans, players and staff. Upgrades for fans include a grand entrance, new seats, expanded concourses, new concession stands, larger merchandise shops, an additional elevator, a partial boardwalk wrapped around left field and the creation of the Jim Beam Bar.

New player amenities include better practice fields, batting cages, clubhouses, a bigger weight room and more training rooms. New executive offices and workspaces were also created. Capacity for Clover Park remains 7,000.

To commemorate the renovation, the stadium's entrance road off of Peacock Blvd. and University Blvd. has been renamed Piazza Drive in honor of Hall of Famer Mike Piazza and the address of the ballpark is now 31 Piazza Dr.

Prior to 2020, the stadium received several upgrades throughout the years of the Mets' stay in Port St. Lucie. Following spring training in 2003, \$10 million was spent to modify the stadium and create a grass berm beyond right field. In 2012 the right field bleachers were replaced by field level seats that were connected to the rest of the stadium and a new video board was installed.

Clover Park also serves as the summer home of the St. Lucie Mets, New York's minor league affiliate.

2022 SPRING TRAINING SCHEDULE

Date	Day	Opponent	Location	Time	TV	Radio
3/19	Saturday	Nationals	West Palm Beach	6:05PM		WCBS
3/20	Sunday	Cardinals	Clover Park	1:10PM	SNY	WCBS
3/21	Monday	Marlins	Jupiter	1:05PM		
3/22	Tuesday	Astros	Clover Park	6:10PM	SNY	
3/23	Wednesday	OFF				
3/24	Thursday	Marlins	Clover Park	6:10PM	SNY	
3/25	Friday	Astros	West Palm Beach	6:05PM		
3/26	Saturday	Nationals	Clover Park	1:10PM	SNY	WCBS
3/27	Sunday	Cardinals	Clover Park	1:10PM	PIX11	WCBS
3/28	Monday	OFF				
3/29	Tuesday	Marlins	Jupiter	6:40PM		
3/30	Wednesday	Astros	Clover Park	6:10PM	SNY	
3/31	Thursday	Nationals	Clover Park	6:10PM	SNY	
4/1	Friday	Cardinals	Jupiter	1:05PM		
4/2	Saturday	OFF				
4/3	Sunday	Marlins	Clover Park	1:10PM	PIX11	WCBS
4/4	Monday	Astros	West Palm Beach	12:05PM		
4/5	Tuesday	Nationals	West Palm Beach	12:05PM		

WCBS - Games can be heard on WCBS (880 AM)

SNY - Games can be seen on SportsNet New York

WPIX - Games can be seen on PIX11 (Channel 11)

All times are Eastern Standard Time.

PUBLIC ADDRESS ANNOUNCERS

Jack E. Lee	(1962-August, 1966)
Dan Reilly	(two homestands in 1966)
Jack Lightcap	(1966-1970)
Loren Matthews.....	(1970-1976)
Jack Franchetti.....	(1977-1987)
Pete Larkin	(1988-1993)
Don & Doug Gould	(1994)
Del DeMontreaux.....	(1995-1999)
Roger Luce.....	(2000-2003)
Alex Anthony.....	(2003-2017)
COLIN COSELL & MARYSOL CASTRO	(2018-Present)

ALL-TIME SPRING TRAINING RECORDS

Year	W-L-T	Pct.	Year	W-L-T	Pct.	Year	W-L-T	Pct.
1962	12-15	.444	1982	10-14	.417	2002	12-19-1	.387
1963	15-12	.556	1983	11-12	.478	2003	16-14-2	.533
1964	10-17	.370	1984	13-11	.542	2004	13-20-1	.394
1965	11-15	.423	1985	13-12	.520	2005	17-11-2	.607
1966	14-10	.583	1986	13-13	.500	2006	16-14-1	.533
1967	13-13	.500	1987	12-14	.462	2007	12-21-1	.353
1968	9-18	.333	1988	19-10	.655	2008	20-11-1	.645
1969	14-10	.583	1989	12-18	.400	2009	18-15-1	.529
1970	13-12	.520	1990	8-5	.615	2010	14-16	.467
1971	15-12	.556	1991	15-14	.517	2011	17-15-2	.531
1972	15-8	.652	1992	15-15	.500	2012	9-20-2	.310
1973	11-13	.458	1993	15-14	.517	2013	15-15	.500
1974	11-13	.458	1994	21-13	.618	2014	14-16-2	.467
1975	8-18	.308	1995	17-20	.459	2015	19-12-2	.613
1976	4-11	.267	1996	16-12	.571	2016	8-17-5	.320
1977	11-14	.440	1997	10-15	.400	2017	15-17-3	.429
1978	10-15	.400	1998	19-11	.633	2018	10-18-1	.357
1979	10-13	.435	1999	15-16	.484	2019	13-16-2	.448
1980	5-11	.313	2000	14-12	.538	2020	8-11-3	.432
1981	13-11	.542	2001	18-10	.643	2021	11-11-2	.500
						Totals...	787-831-32	..486

NEW YORK METS COMMUNICATIONS DEPARTMENT



HAROLD KAUFMAN
Vice President,
Communications



ETHAN WILSON
Senior Director,
Communications



ZACH WEBER
Director,
Communications & Publications



ALAN SURIEL
Coordinator,
Communications



ZACK BECKER
Coordinator,
Communications




KATIE AGOSTIN
Coordinator,
Communications



JOSH LEDERMAN
Assistant,
Communications

CITI FIELD DIAGRAM



SEATING CATEGORY

Clover Platinum	█	11-19	1
Clover Diamond	█	11-19	2
Clover Gold	█	11-19	3-8
Delta Silver	█	11-19	9 & higher
Hyundai Club Platinum	█	115-120	1st row
Hyundai Club	█	115-120	2 & higher
Metropolitan Platinum	█	113-114 & 121-122	1
Metropolitan Diamond	█	113-114 & 121-122	2
Metropolitan Field Platinum	█	111-112 & 123-124	1
Metropolitan Field Diamond	█	111-112 & 123-124	2
Metropolitan Gold	█	111-114 & 121-124	3-6
Metropolitan Silver	█	111-114 & 121-124	7-12
Metropolitan Bronze	█	111-114 & 121-124	13-22
Metropolitan Box	█	111-114 & 121-124	23-31
Field Gold	█	109-110 & 125-126	A-B
Field Silver	█	109-110 & 125-126	C-E, 1-6
Field Box	█	109-110 & 125-126	7 & higher
Baseline Gold	█	107 & 128	A-E
Baseline Silver	█	107-108 & 127-129	1 & higher
Baseline Box	█	104-106 & 130-132	all
Field Reserved Platinum	█	101-103 & 133-139	1st row
Field Reserved	█	101-103 & 133-139	2 & higher

SEATING CATEGORY

Excelsior Gold	█	313-325	1
Excelsior Silver	█	313-325	2 & higher
Excelsior Box Gold	█	309-312 & 326-329	1
Excelsior Box	█	309-312 & 326-329	2 & higher
Excelsior Reserved Gold	█	306-308 & 330-333	1
Excelsior Reserved	█	306-308 & 330-333	2 & higher
Coca-Cola Corner Gold	█	301-305	1
Coca-Cola Corner	█	301-305	2 & higher
Thomas Tew Reserve Gold	█	334-339	1
Thomas Tew Reserve	█	334-339	2 & higher
Promenade Gold	█	411-418	1
Promenade Silver	█	411-418	2 & higher
Promenade Infield Gold	█	510-518	1
Promenade Infield	█	510-518	2 & higher
Promenade Baseline Gold	█	401-410 & 419-428	1
Promenade Baseline	█	401-410 & 419-428	2 & higher
Promenade Box Gold	█	429-437	1
Promenade Box	█	429-437	2 & higher
Promenade Reserved Gold	█	506-509 & 519-531	1
Promenade Reserved	█	506-509 & 519-531	2 & higher

METS WRITERS

MLB.com



NATHALIE ALONSO



TONY DICOMO
Beat Writer

The New York Times



TYLER KEPNER



JAMES WAGNER

Newsday



LAURA ALBANESE



TIM HEALEY
Beat Writer



DAVID LENNON



ANTHONY RIEBER

DAILY NEWS



MATTHEW ROBERSON



DEESHA THOSAR
Beat Writer

The Athletic



TIM BRITTON
Beat Writer



RUSTIN DODD



ANDY MCCULLOUGH

northjersey.com



ANDREW TREDINNICK



ANDY MARTINO



JOHN HARPER

SNY

NEW YORK POST



ZACH BRAZILLER



GREG JOYCE



IAN O'CONNOR



MIKE PUMA
Beat Writer



JOEL SHERMAN



MIKE VACCARO

FILLER INDEX

FIELDING

Fielding Bests	415
Most Games Played by Position	359
Outfield Assist Leaders	153
Triple Plays	415

HISTORY

108 Club	403
1-0 Games	130
2021 Mets Draft Picks	222
40th Anniversary Team	410
Best Homestands	414
Best Postseason Records	430
Best Record After	389
Best Road Trips	414
Biggest Blown Leads	111
Biggest Comebacks	390
Bob Murphy	470
Expansion Mets	337
Family	336
First-Round Picks	214
General Managers	27
Juan Alicea	471
Last Trade With	368
Logo	37
Managers	46
Marathon Games in Mets History	126
Mets on Holidays	354
Mets Who Played for the Yankees	404
Milestone Wins	339
Murphy Award Winners	215
Never Too Young	341
NL East Clinching Dates	456
Ownership History	24
Postseason Extra-Inning Games	446
Postseason Walk-off Wins	456
Presidents	26
Ralph Kiner	467
Rookie of the Year Winners	67
Suspended Games	343
The Name is Mets	333
Tie Games	156
Two Stadium Doubleheaders	405
Vs. Yankees	405
Walk-off Wins, Consecutive Games	184
Webster Award Winners	217
Winning/Losing Streaks	387
Worst Homestands	414
Worst Road Trips	414
Yankee-Mets Deals	405

HITTING

All-Time Home Run/RBI Leaders by Position	340
Big Innings	408
Five & Six Hit Games	119
Hit for the Cycle	187
Hitting Streaks	317
Last Time Mets Scored	148
Most Hits by Decade	84
Most Runs Scored by Inning	201
Nine for Nine	96
When Was the Last Time	409-411

HOME RUNS

1-0 Wins by a Home Run	74
1-0 Losses by a Home Run	106
All-Time Grand Slam Leaders	413
From Both Sides	123
Home Run in First At-Bat as a Met	116
Inside-the-Park Home Runs	139
Milestone Home Runs in Mets History	181
Most Home Runs by Mets Opponent	191
Last Eight Home Runs by Mets Pitchers	183
Pitcher Grand Slams	164
Three Home Runs vs. Mets	399

MISCELLANEOUS

Citi Field Tours	345
Dominican Baseball Academy	230
Doubleheaders vs. Opponents	402
Meet the Mets Song	224
Mets Connection to Japan	205
Pre-Game Timetable	396
Public Address Announcers	476

PINCH-HITTING

All-Time Pinch-Hit Home Run Leaders	412
In a Pinch	134

PITCHING

3,000 Strikeout Club	179
Almost Perfect	169
Best Postseason ERA	433
Consecutive Cy Young Award Winners	99
First Batter Faced	189
Four Strikeouts in an Inning	400
Immaculate Innings	360
Individual Scoreless Streaks	101
Last Time Mets Allowed	383
Last Time A Mets Pitcher	411
Team Longest Scoreless Streaks	155
Mets Cy Young Award Winners	100
Most Home Runs Surrendered by a Mets Pitcher	129
Most Runs Allowed by Inning	293
No-Hitter & One-Hitters	369-370
No-Hitters vs. the Mets	147
Shutouts/Back-to-Back Starts	373
Two Wins in One Day	137

2022 SCHEDULE

April

SUN	MON	TUE	WED	THU	FRI	SAT
					1	2
3	4	5	6	WSH 4:05pm	WSH 7:05pm	WSH 7:05pm
WSH 1:35pm	PHI 6:45pm	PHI 6:45pm	PHI 1:05pm		A 1:10pm	A 1:10pm
A 1:40pm	SD 7:10pm	SD 7:10pm	SD 7:10pm	SD 1:10pm	ARI 1:10pm	ARI 1:10pm
ARI 4:10pm	STL 7:45pm	STL 7:45pm	STL 1:15pm		P 7:10pm	P 7:10pm

May

SUN	MON	TUE	WED	THU	FRI	SAT
1	2	3	4	PHI	PHI	PHI
P 7:05pm	A 7:05pm	A 3:10pm	A 1:10pm	PHI 6:45pm	PHI 7:05pm	PHI 4:05pm
PHI 1:35pm		WSH 7:05pm	WSH 7:05pm	WSH 1:05pm	S 7:10pm	S 7:10pm
S 1:40pm	E 7:10pm	E 7:10pm	E 7:10pm	E 1:10pm	COL 8:40pm	COL 8:10pm
COL 3:10pm	SF 9:45pm	SF 9:45pm	SF 9:45pm		P 8:40pm	P 7:15pm
P 7:05pm	W 7:30pm	W 7:30pm				

June

SUN	MON	TUE	WED	THU	FRI	SAT
			W 7:10pm	LAD 10:10pm	LAD 10:10pm	LAD 10:10pm
LAD 4:10pm	SD 9:40pm	SD 9:40pm	SD 9:40pm		LAA 9:38pm	LAA 10:07pm
LAA 4:07pm		HOU 7:10pm	HOU 7:10pm	HOU 7:10pm	M 7:10pm	M 4:10pm
M 1:40pm	M 1:10pm	HOU 8:10pm	HOU 3:10pm		MIA 6:40pm	MIA 4:10pm
MIA 1:40pm		HOU 7:10pm	HOU 1:10pm			

July

SUN	MON	TUE	WED	THU	FRI	SAT
					1	2
					T 7:10pm	T 4:10pm
T 1:40pm	CIN 6:40pm	CIN 6:40pm	CIN 6:40pm	M 7:10pm	M 7:10pm	M 4:10pm
M 1:40pm	ATL 7:20pm	ATL 7:20pm	ATL 12:20pm	CHC 8:15pm	CHC 2:20pm	CHC 2:20pm
CHC 1:17pm	ASG 2:20pm	ASG 2:20pm			SD 7:10pm	SD 7:10pm
SD 1:40pm		NY 7:10pm	NY 7:10pm		MIA 6:40pm	MIA 6:10pm
MIA 1:40pm						

August

SUN	MON	TUE	WED	THU	FRI	SAT
	WSH	WSH	WSH	A	A	A
	WSH 7:05pm	WSH 7:05pm	WSH 4:05pm	A 7:10pm	A 1:10pm	A 1:10pm
A 1:40pm	REDS 7:10pm	REDS 7:10pm	REDS 1:10pm		P 7:10pm	P 7:10pm
P 1:40pm	ATL 7:20pm	ATL 7:20pm	ATL 7:20pm	ATL 3:20pm	PHI 7:05pm	PHI 7:15pm
PHI 1:35pm	NY 7:05pm	NY 7:05pm		GR 7:30pm	GR 7:30pm	GR 7:10pm
GR 1:40pm		LA 7:10pm	LA 7:10pm			

KEY HOME ■ AWAY □ ALL-STAR GAME ■

September/October

SUN	MON	TUE	WED	THU	FRI	SAT
				LA	W	W
				LA 8:10pm	W 7:10pm	W 7:15pm
W 1:40pm	PIT 12:35pm	PIT 8:30pm	PIT 6:30pm		MIA 6:40pm	MIA 6:10pm
MIA 1:40pm	C 7:10pm	C 7:10pm	C 7:10pm	P 7:10pm	P 7:10pm	P 7:10pm
P 1:40pm	MIL 7:40pm	MIL 7:40pm	MIL 2:10pm		OAK 9:40pm	OAK 4:07pm
OAK 4:07pm		M 7:10pm	M 7:10pm		ATL 7:20pm	ATL 7:30pm
ATL 1:35pm	W 7:30pm	W 7:10pm	W 7:10pm			

OFFICIAL AIRLINE OF THE NEW YORK METS.



 **DELTA**
OFFICIAL AIRLINE



FOR THE LOVE OF

turning homers
into meals

for kids.

for the love of progress

Millions of kids in America are struggling with hunger - a situation that has only worsened during the pandemic. Citi will continue their long-term support of No Kid Hungry and will again donate **\$2,000 for every Mets home run** at Citi Field this season. That means each home run can help provide up to 20,000 meals for kids in need*.

Learn more at NoKidHungry.org/OneDollar

 Citi[®]

 NOKID
HUNGRY[®]

*\$1 can provide up to 10 meals.
Meal equivalency varies during COVID-19 relief.

© 2022 Citigroup Inc. All rights reserved.