

Phillies

Media

Guide
2022



ON THE COVER

Right fielder Bryce Harper poses with the hardware he won in 2021: the National League MVP Award, NL Hank Aaron Award, NL Silver Slugger Award and All-MLB First Team plaque. The photo shoot paid homage to the 1987 Phillies Media Guide cover (pictured at right) featuring third baseman Mike Schmidt with the NL MVP Award, NL Gold Glove Award and NL Silver Slugger Award he won the previous season.



Phillies

The 2022 Philadelphia Phillies Media Guide was published in April 2022. Newspapers, websites, magazines, radio and television stations needing additional information should contact the Phillies Communications Department at: Citizens Bank Park, One Citizens Bank Way, Philadelphia, PA 19148; (215) 463-6000.

CREDITS

Executive Editors: Bonnie Clark & Kevin Gregg

Editor: Christine Negley

Associate Editors: Chris Ware, Kenny Ayres, Jim Hogan

Cover Design: Melissa Maani

Photography: Miles Kennedy, Mitchell Leff, Heddy Bergsman, Chanda Jones, Geneva Heffernan, Sarah Boekholder, Phil Flynn,

Steven J. Nesius, Tom Briglia, Rusty Kennedy, Rosemary Rahn, Al Tielemans, MLB Photos, Getty Images

Statistics provided by MLB Baseball Information System, Elias Sports Bureau and STATS, Inc.

Special thanks to Noah Hilton, Larry Shenk, Jay McLaughlin and Matt Albertson (SABR)

Copyright © 2022 The Phillies

TABLE OF CONTENTS

PERSONNEL

Baseball Personnel	15-22
Club Ambassadors	28
Executives	7-14
Front Office Personnel	4-6
Major League Staff	23-24
Medical Personnel	25-27
Ownership	7
Special Advisor	24

2022 PHILLIES

2022 40-Man Roster & Non-Roster Invitees	47-49
Coaching Staff	33-46
Manager Joe Girardi	30-32
Player Biographies	50-188

2021 REVIEW

Day By Day	202-203
Detailed Fielding	199
Detailed Hitting	197
Final Statistics	192-193
Highs & Lows	204
Major League Standings	191
Miscellaneous Club Statistics	197
Pinch Hitting	196
Runners in Scoring Position	196
Spring Training Statistics	194-195
Starters by Batting Order	193
Starters by Fielding Position	192
Team Hitting	198
Team Notes	190
Team Pitching	198
Transactions	200-201
Wild Card Standings	191

HISTORY

All-Time Coaches Roster	215
All-Time Win/Loss Records	247
All-Time Roster	208-214
Attendance Records	246
Best Season Records	248
Best/Worst Homestands & Road Trips	249
Best/Worst Monthly Records	251
Club Streaks	253
Draft Selections	245
Important Dates	218
Interleague Play	247
Last Time It Happened	220
Long Games	252
Managers	215
Miscellaneous Club Records	253
Opening Day	219
Phillies All-Time Postseason Leaders	244
Phillies Team History	206-207
Postseason History	231-243
Regulars by Position	222-225
Retired Numbers	226-230
Season Starts	248
Service Time	221
Sweep Information	250
Tie Games	218
Trades	220
Uniform Numbers	218
Year-By-Year Finish	216-217

AWARDS

All-Star Games in Philadelphia	256-257
All-Star Selections	256
All-Vet Team	260
Award Winners	258-259
BBWAA Awards	264
Bill Giles and Larry Rojas Awards	261
Centennial Team	260
Dallas Green Award	262
Gold Glove Award Winners	260
John Vukovich Award	262
Miscellaneous All-Star Information	257
National Baseball Hall of Famers	264
Paul Owens Award	261

AWARDS (cont.)

Richie Ashburn & David Montgomery Award	262
Roberto Clemente Award	260
Silver Slugger Award Winners	259
Wall of Fame	263

HITTING

Big Innings	295
Career Batting Top 10	266
Double Figures	268
First Major League Hit a Home Run	272
Grand Slams	275
Hitting Streaks	300
Home Runs	269-270
Home Runs – Game	271-272
Home Runs – Season	273-274
Individual Batting Records	296-297
Inside-the-Park Home Runs	276
Phillies Batting Champions	268
Phillies Hitting for the Cycle	268
Pinch Hitting	278-280
Pinch-Hitting Records	299
Runs Batted In	277
Runs, Hits – Game	294
Season Batting Top 10	267
Season Leaders	281-283
Season Leaders by Position	286
Stolen Bases	292-293
Team Batting Records	298-299
Walk-Off Home Runs	276
Yearly Batting Leaders	284-291

PITCHING

Career Pitching Top 10	302
Individual Pitching Records	315-316
Miscellaneous Pitching Records	305-306
No-Hitters/One-Hitters	304
Non-Pitchers Who Pitched	311
Scoreless Streaks	308
Season Leaders	307-308
Season Pitching Top 10	303
Shutouts	305
Team Pitching Records	317
Winning & Losing Streaks	314
Yearly Pitching Leaders	309-314

DEFENSE

All-Time Fielding Team	320
Career Games by Position	324
Club Fielding Records	323
Consecutive Errorless Games by Position	324
Fielding Records by Position	323
League Leaders – Defense	320
Outfield Assists	322
Triple Plays	321

SCOUTING & PLAYER DEVELOPMENT

2021 Minor League Notes	341
2021 Minor League Review	342-353
Minor League Affiliates	340
Minor League Players	354-416
Minor League Staff	329-339
Scouting Staff	326-328

GENERAL INFORMATION

2022 Media Information	426-427
Citizens Bank Park Directory	430
Citizens Bank Park Facts	432-436
Citizens Bank Park Ground Rules	437
Citizens Bank Park Seating Diagram	431
How to Figure	438
Phillie Phanatic	436
Phillies Broadcasters	419-424
Phillies in the Community	428-429
Phillies Television & Radio Networks	425
Public Address Announcer	424
Qualifying Marks	437
Rain Rules & Rules of Interest	438
Spring Training Information	439-440



NATIONAL BASEBALL HALL OF FAME AND MUSEUM

25 Main Street, Cooperstown, New York 13326

Phone: (607) 547-7200

Public Relations: (607) 547-0215

E-mail address: info@baseballhall.org

Website: baseballhall.org

Summer Hours: Memorial Day Weekend - Labor Day Weekend: 9 a.m. to 9 p.m.

Regular Hours: 9 a.m. to 5 p.m.

Holiday Closings: Thanksgiving Day, Christmas Day, and New Year's Day.

DIRECTORY: Jane Forbes Clark (Chairman), Josh Rawitch (President), Jeff Jones (Senior Vice President of Finance and Administration), Sean Gahagan (Vice President, Retail Merchandising & Licensing), Erik Strohl (Vice President, Exhibitions and Collections), Ken Meifert (Vice President, Sponsorship & Development)
PR CONTACTS: Jon Shestakofsky (Vice President, Communications & Education) and Craig Muder (Comm. Director)

HALL OF FAME INDUCTION 2022: Sunday, July 24

Class of 2022: Bud Fowler, Gil Hodges, Jim Kaat, Minnie Miñoso, Tony Oliva, Buck O'Neil, David Ortiz

PHILLIES IN THE HALL OF FAME

A total of 40 players, managers and executives in the Hall of Fame, including 2022 electee Jim Kaat, spent some of their professional careers with the Philadelphia Phillies. Eleven of those 40 spent the majority of their careers in a Phillies uniform, including Grover Cleveland Alexander, Richie Ashburn, Dave Bancroft, Steve Carlton, Ed Delahanty, Billy Hamilton, Chuck Klein, Robin Roberts, Mike Schmidt, Sam Thompson and Harry Wright. For a complete list of Phillies in the Hall of Fame, visit the "Hall of Famers" team pages at www.baseballhall.org.

NOTABLE PHILLIES ARTIFACTS IN COOPERSTOWN

- Jersey worn by All-Star pitcher Aaron Nola on Sept. 29, 2018.
- Game-used ball and a cap worn by Cole Hamels on July 25, 2015 when he threw a no-hitter in his final start for the Phillies.
- Cap worn by Cole Hamels, a game-used baseball and manager Ryne Sandberg's lineup card from when four pitchers combined to throw a no-hitter on Sept. 1, 2014.
- Cap worn by Wilson Valdez on May 26, 2011 during his 19th-inning relief win after playing the first 18 innings at second base, becoming the first player to start a game and earn the win since Babe Ruth in 1921.
- Game ball and a jersey worn by Roy Halladay during his NLDS no-hitter on Oct. 6, 2010.
- Cap worn by Roy Halladay when he threw the 20th perfect game in major league history on May 29, 2010 against the Marlins and a game ball.
- Cap worn by Game One starter Cliff Lee during the 2009 World Series.
- Bat used by Chase Utley in the 2009 World Series when he tied Hall of Famer Reggie Jackson's mark for home runs in a single World Series.
- Jersey worn by 2008 World Series MVP Cole Hamels during the deciding Game Five.
- Bat used by Ryan Howard to hit two home runs during Game Four of the 2008 World Series.
- Helmet used by Carlos Ruiz from his home run and his game-winning hit in Game Three of the 2008 World Series.
- Spikes worn by Jimmy Rollins on the final day of the 2007 season, in which he became the fourth player in MLB history to hit 20 doubles, triples and home runs with 20 steals.
- Jersey worn by Jim Thome when he hit his 400th career home run on June 14, 2004.
- Phillies Phanatic costume donated in 2002 to mark the 25th anniversary of the mascot.
- Cap worn by Curt Schilling to record his 319th K in 1997, a post-1900 NL mark for righties.
- Cap, jersey and pants worn by Mike Schmidt to hit his 500th home run on April 18, 1987.
- Ball thrown by Steve Carlton to record career strikeout No. 3,521 on June 7, 1983.



Jersey worn by All-Star pitcher Aaron Nola on Sept. 29, 2018.

A LOOK AHEAD TO 2023

Ballots for the 2023 Hall of Fame/BBWAA election will be distributed following the 2022 season with results from the voting scheduled to be announced in January 2023. A partial list of first-year candidates for election includes Carlos Beltrán, John Lackey, Francisco Rodríguez and Jayson Werth. Historical information on past BBWAA elections and the election process can be accessed at www.baseballhall.org or by contacting the Hall of Fame Communications department.

CONNECT TO COOPERSTOWN

- For up-to-the-minute news from Cooperstown, visit at www.baseballhall.org. Stay up-to-date on all the activity at the Hall of Fame's official site, on Twitter @baseballhall and through social networking on Facebook, Instagram and YouTube.
- If you would like to receive interesting stories and timely news items direct from the Hall of Fame and get the inside track on the latest happenings in Cooperstown, sign up for *Inside Pitch*. There's no cost to receive our weekly electronic newsletter in your e-mail box at home or work and it's easy to enroll: Just log on to www.baseballhall.org/media/museum-facts.
- If you have an interest in receiving *Around The Horn*, the Hall's monthly media newsletter, please send an e-mail to info@baseballhall.org. Be sure to include your name, name of organization and e-mail address. Or visit www.baseballhall.org/media-info.

RESEARCH ASSISTANCE

The Hall of Fame is pleased to provide assistance in baseball research and members of the media are encouraged to utilize this valuable baseball resource whenever necessary by calling the Public Relations department at (607) 547-0215, or the Library Reference desk at (607) 547-0330.

PERSONNEL



FRONT OFFICE PERSONNEL

EXECUTIVE MANAGEMENT

Managing Partner and Chief Executive Officer	John Middleton
President, Baseball Operations	David Dombrowski
Executive Vice President	David Buck
Chairman Emeritus	Bill Giles
Senior Vice President & Chief Financial Officer	John Nickolas
Senior Vice President, Ticket Operations & Projects	John Weber
Manager, Executive Office	Adele MacDonald
Manager, Ownership	Christa Linzey
Coordinator, Executive Office	Amy Harris
Special Advisor	Mike Schmidt

Legal and Human Resources

Vice President & General Counsel	Leslie Safran
Deputy General Counsel	Frankie Garland
Director, Human Resources	Jon Madden
Manager, Human Resources & Benefits	Janelle Kahn
Coordinator, Human Resources & Benefits	Adina Lowry
Coordinator, Human Resources	Ryan Kologie

Administration

Vice President, Administration	Kathy Killian
Manager, Office Food Services	Donna Walton
Coordinator, Office Food Services	Sharon von Fischer

Technology Services

Vice President, Chief Technology Officer	Sean Walker
Director, Information Technology	Bob Tonnon
Director, Technology Systems Architect	Kevin Donohue
Director, Technology Services	Matt Bryan
Director, Video Engineering	Martin Otremsky
Director, Enterprise Applications	Michael Cunningham
Manager, Technology Services	Kevin Stephens
Technical Project Manager	Tricia Rubino
CRM Administrator	Jay McLaughlin
Broadcast Technology Engineer	Rich Rivera
Broadcast Technology Coordinator	Valerie Bendas
Help Desk Technician	Jake Adams
Solutions Architect	Akshar Amin
Technology Services Coordinator	Kristine Robicheaux
Technology Services Analyst	Chris Vivero

BASEBALL OPERATIONS

Vice President, General Manager	Sam Fuld
Assistant General Manager	Anirudh Kilambi
Assistant General Manager	Ned Rice
Assistant General Manager	Jorge Velandia
Senior Advisor	Pat Gillick
Special Advisor to the President of Baseball Operations	Jimmy Rollins

Senior Advisor to the General Manager	Larry Bowa
Senior Advisor to the General Manager	Charlie Manuel
Special Assistant to the General Manager	Howie Kendrick
Director, Baseball Operations	Corinne Landrey
Director, Baseball Development	Ben Werthan
Director, Mental Performance	Ceci Craft
Manager, Player Procurement	Chris Cashman
Manager, Team Travel	Jameson Hall
Coordinator, Advance Scouting	Shaun Rubin
Coordinator, Advance Scouting	Josh Studnitzner
Coordinator, Baseball Operations	Trey Baur
Coordinator, Team Travel	Michael Roche
Spanish Language Interpreter	Diego Eteddgui

Scouting

Director, Amateur Scouting	Brian Barber
Director, Amateur Scouting Administration	Rob Holiday
National Scouting Coordinator	Darrell Connor
National Scouting Coordinator	David Crowson
Coordinator, Amateur Scouting	Connor Betzeze
Video Coordinator, Amateur Scouting	Alex Rosen
Director, International Scouting	Sal Agostinelli
Coordinator, International Scouting	Derrick Chung
Director, Professional Scouting	Mike Ondo

Player Development

Director, Player Development	Preston Mattingly
Director, Minor League Operations	Lee McDaniel
Director, Minor League Training Facilities and Equipment	Joe Cynar
Director, International Operations	Ray Robles
Assistant Director, Player Development	Dana Parks
Manager, Player Development	Edwin Soto
Manager, Language Education and Cultural Assimilation	Kiah Villaman
Offensive Development Analyst	Kevin Mahala
Pitching Development Analyst	Mark Lowy
Minor League Athletic Training Coordinator	Alex Rodriguez
Minor League Nutrition Coordinator	Stephanie MacNeill
Minor League Physical Therapist	Brittany Gooch
Minor League Rehab Coordinator	Justin Tallard
Minor League Strength and Conditioning Coordinator	Patrick Trainor
Assistant Minor League Strength and Conditioning Coordinator	José Salas
Mental Performance Coordinator	Todd Dillbeck
Mental Performance Coach	Frances Cardenas
Mental Performance Coach	Brea Hapken
Video Coordinator	Connor Carroll
Assistant Video Coordinator	Thomas Knauss
Minor League Administrator	Jose Hidalgo
Administrator, International Operations	Maurizio Ortiz
Coordinator, Minor League Equipment	Josh Glazman
Coordinator, Clubhouse Services, Carpenter Complex	Vincent Pezzino
Head Groundskeeper, Carpenter Complex	Ray Sayre
Assistant Head Groundskeeper, Carpenter Complex	Isaac McClain
Assistant Head Groundskeeper, Carpenter Complex	Jason Smith

Research & Development

Director, Research and Development	Alex Nakahara
Assistant Director, Quantitative Analysis	Patrick McFarlane
Principal Engineer	Zo Obradovic
Principal Quantitative Analyst	Chris Fomesbeck
Senior Software Engineer	Brian Palma
Senior Software Engineer	Sam Drapeau
Lead Quantitative Analyst	Ryan Plunkett
Lead Software Engineer	Matt Sobocinski
Lead Software Engineer	Chris Schlitt
Lead Software Engineer	Jonathan Chemburkar
Quantitative Analyst	Kiri Oler
Quantitative Analyst	Sam Bornstein
Quantitative Analyst	Emmett Kiernan
Quantitative Analyst	Brett Durborow
Quantitative Analyst	Long Nguyen
Software Engineer	Rebekah Callari-Kaczmarczyk
Software Engineer	Quinn Lashinsky
Clubhouse Analyst	Saul Forman

FRONT OFFICE PERSONNEL

Integrative Baseball Performance

Director, Integrative Baseball Performance Rob Segedin
 Coordinator, Integrative Baseball Performance ... Josh Lipman
 Assistant, Integrative Baseball Performance... Frankie Scimeca

Medical Services

Director, Medical Services Dr. Michael Ciccotti
 Head Team Physician Dr. Steven Cohen
 Team Physician Dr. Jeremy Close
 Head Athletic Trainer Paul Buchheit
 Assistant Athletic Trainer Aaron Hoback
 Assistant Athletic Trainer Joe Rauch
 Assistant Athletic Trainer Christian Bermudez
 Director of Strength and Conditioning
 and Nutrition Morgan Gregory

Assistant Major League Strength and
 Conditioning Coach Furey Leva
 Medical Operations Liaison Samantha Myers
 Employee Assistance Professional Dickie Noles
 Team Chef Keith Rudolf
 Major League Dietician Alexa Scully

Clubhouse Operations

Director, Clubhouse Services Phil Sheridan
 Manager, Equipment & Umpire Services Dan O'Rourke
 Manager, Visiting Clubhouse Kevin Steinhour
 Home Clubhouse Assistant Sean Bowers
 Major League Video Coordinator Chris Whiting
 Assistant Major League Video Coordinator Noah Hilton

Latin American Academies

Manager, DR Operations Keyla Oviedo
 DR Trackman Operator Sintia Baez
 ESL Education Assistant Enfrin Benitez
 Video Scouting Jean Montalvo
 Facilities Operations Assistant Jose Morales
 Maintenance Assistant Primitivo Obispo
 Clubhouse Manager Kevin Paulino
 Clubhouse Assistant Joel Ortega
 Driver/Clubhouse Assistant Jose Garcia
 Receptionist Roanny Santana
 DR Mental Performance Coach Manuel Antuna

BUSINESS AFFAIRS

Vice President, Business Affairs Howard Smith
 Director, Concession Development Bruce Leith
 Director, Retail Marketing Kristin Zeller
 Coordinator, Retail Merchandising John Hollinger

Ballpark Enterprises

Director, Special Events Leila Graham-Willis
 Special Events Representative Carly Histing

Ballpark Operations

Director, Operations/Facility Mike DiMuzio
 Manager, Ballpark Operations Frank Bowens
 Ballpark Operations Assistant James Rodriguez
 Ballpark Operations Assistant Steve Simmons

Landscaping Operations

Manager, Landscaping Michael Talley
 Landscaper/Horticulturist Max Hunt
 Landscaper Mike Russo
 Landscaper Angela Curley
 Landscaper Monay Angell
 Landscaper Will Angell

Event Operations

Manager, Event Operations/Staffing Andy Mosiondz

Field Operations

Director, Field Operations Mike Boekholder
 Manager, Field Operations Jeremy Wilt
 Manager, Field Operations Barry Rees
 Manager, Field Operations David Yearout
 Manager, Grounds – Urban Youth Academy... Caleb Robinson
 Groundskeeper Jeff Wright
 Groundskeeper Nicholas Kovacs

Security Operations

Director, Operations/Security Salvatore DeAngelis
 Manager, Operations/Security Ed Speer
 Supervisor, Operations/Security Kelly Davis
 Supervisor, Security Operations Laura Romond
 Receptionist, Executive Offices Kelly Addario DiGiacomo
 Coordinator, Ballpark Operations Val Miller
 Coordinator, Event Operations Colleen Gall
 Supervisor, Ballpark Security David Balseiro
 Supervisor, Ballpark Security Joe Ryan
 Supervisor, Ballpark Security Jonathon Sample
 Supervisor, Ballpark Security Vimal Koruth
 Ballpark Security Officer Matthew Bagley
 Ballpark Security Officer Sherry Balentine
 Ballpark Security Officer Ted Czynewski
 Ballpark Security Officer Tom Fitzpatrick
 Ballpark Security Officer Sean Jones
 Ballpark Security Officer Brandon Marker
 Ballpark Security Officer Amare Okafor
 Ballpark Security Officer Robert Santos
 Ballpark Security Officer Brody Toliver
 Ballpark Security Officer Bret Wiesner
 Ballpark Security Officer Greg Wisnewski

COMMUNICATIONS

Vice President, Communications and
 Senior Advisor to the Managing Partner Bonnie Clark
 Director, Publications Christine Negley
 Director, Player Relations & Phillies Charities... Sophie Riegel
 Manager, Graphic Design Melissa Maani
 Manager, Business Communications Deb Rinaldi
 Coordinator, Communications Lauren Testa
 Communications Representative Brittani Shields

Baseball Communications

Vice President, Baseball Communications Kevin Gregg
 Director, Baseball Communications Chris Ware
 Coordinator, Baseball Communications Kenny Ayres
 Coordinator, Baseball Communications Jim Hogan

BUSINESS ANALYTICS, FINANCE AND FLORIDA OPERATIONS

Senior Vice President &
 Chief Financial Officer John Nickolas

Business Analytics

Director, Business Analytics Josh Barbieri
 Director, Business Analytics-Strategy Blake Summerfield
 Data Engineer Joe Dementri
 Business Analyst Angela Ditri

Finance

Director, Finance & Controller Shannon Snellman

Accounting

Assistant Controller Lisa Joshua
 Director, Accounts Payable/
 Cost Management Joann Milorey

FRONT OFFICE PERSONNEL

Manager, Accounting Richard Cucinotta
 Coordinator, Accounts Payable Edwin Esquerdo
 Senior Accountant Bobby Della Polla
 Senior Accountant Mark Pyne
 Accountant Kim Curtin

Payroll

Director, Payroll Bryan Humphreys
 Manager, Payroll Denise Caines
 Manager, Payroll and Executive Assistant Iris Kellum
 Senior Accountant Michael Costanzo
 Coordinator, Payroll & HR J.P. Dunne

Florida Operations

Director, Florida Operations John Timberlake
 General Manager, Clearwater Threshers Jason Adams
 General Manager, BayCare Ballpark Doug Kemp
 Senior Manager, Corporate Partnerships ... Dan McDonough
 Assistant General Manager,
 Clearwater Threshers Dan Madden
 Manager, Business Operations Dianne Gonzalez
 Manager, Food and Beverage Justin Gunsaulus
 Manager, Clubhouse and Equipment Justin Glover
 Manager, Ticket Operations Pat Prevelige
 Manager, Promotions and
 Game Entertainment Dominic Repper

Manager, Community Engagement & Media Rob Stretch
 Assistant Food and Beverage Manager Mike O'Soro
 Assistant Manager, Group Sales Victoria Phipps
 Corporate Sales Associate Cory Sipe
 Coordinator, Facilities and Operations Sean McCarthy
 Merchandise Manager Shan Isett
 Office Assistant & Receptionist Leslie Henley

MARKETING

Events, Promotions, Outreach

Vice President, Marketing Programs & Events Kurt Funk

Events
 Director, Marketing Events & Special Projects James Trout
 Director, Entertainment Teresa Harris
 Manager, Marketing Services & Events Sarah Hartsell
 Coordinator, Marketing and Events Anthony Figazzotto

Promotions

Director, Promotions Scott Brandreth
 Manager, Promotional Operations Eric Pesce
 Promotional Operations Representative Dominic Moyer

Phanatic

Phillie Phanatic,
 Entertainment Representative Tom Burgoyne
 Manager, Phanatic Events Andrea Guest
 Phanatic Representative Troy Sattin

Community Initiatives

Director, Community Initiatives Mary Ann Moyer
 Manager, Community Engagement Kenny Johnson
 Manager, Community Initiatives Jacqueline Sapiro

Community and Charity Events

Director, Community and Charity Events ... Michele DeVicaris
 Manager, Community Outreach Kelly Yurgin
 Coordinator, Community and Charity Events TJ Farrell

Youth Baseball

Director, Youth Baseball & Softball
 Development Jon Joaquin
 Coordinator, Youth Baseball & Softball
 Development Monica Clark
 Youth Baseball & Softball
 Development Representative Justin Chasmar

Outreach Ambassadors

Club Ambassador Gary Matthews
 Club Ambassador Mickey Morandini
 Club Ambassador Scott Palmer
 Club Ambassador Milt Thompson

Broadcasting & Video Services

Director, Broadcasting & Video Services Mark DiNardo
 Director, Video Production Sean Rainey
 Manager, Broadcasting Rob Brooks
 Manager, Electronic Display Systems David Akers
 Video Content Manager Mike Licisyn
 Video Production Manager David Cattai
 Video Producer Emily Rutzten
 Video Production Coordinator Dee Kelchner
 Coordinator, Video Graphics Arianna Krizek

MARKETING & NEW MEDIA

Vice President, Marketing & New Media Michael Harris
 Director, Relationship Marketing John Brazer
 Manager, Brand Marketing Carolyn Saveri
 Manager, Digital Media & Content Meaghan Tullis
 Coordinator, Social Media Juliana Nikac

PARTNERSHIP SALES & CORPORATE MARKETING

Vice President, Partnership Sales &
 Corporate Marketing Jacqueline Cuddeback
 Manager, Client Services & Alumni Relations ... Debbie Nocito
 Manager, Business Operations Justina Campana

Advertising Sales

Director, Partnership Sales &
 Corporate Marketing Rob MacPherson
 Director, Corporate Sales Scott Nickle
 Manager, Advertising Sales Tom Sullivan
 Manager, Partnership Sales Jocelyn Good

Client Solutions

Manager, Client Solutions Bianca Robinson
 Coordinator, Client Solutions Ryan Dorrycott

SALES, TICKETS AND PROJECTS

Senior Vice President,
 Ticket Operations & Projects John Weber
 Director, Ticket Technology &
 Development Christopher Pohl
 Director, Sales Derek Schuster
 Director, Suite Sales and Business Ventures Kevin Beale
 Director, Group Sales Vanessa Mapson
 Director, Season Ticket Services Mike Holdren
 Director, Premium Sales & Services Matt Kessler
 Director, Ticket Operations Ken Duffy
 Manager, Group Sales Robb Kazenski
 Manager, Ticket Services Ryan Simon
 Manager, Ticket Operations & Services Andrew Heston
 Coordinator, Group Suites Joanne Hudson
 Coordinator, Group Sales Tony Burns
 Coordinator, Ticket Account Processing Andrea Hobbs
 Coordinator, Suite Sales & Services Jen Leone
 Coordinator, Season & Group Sales Shawn Blubaugh
 Coordinator, Ticket Operations Jalen Green
 Coordinator, CRM and Ticket Sales Catherine Brown
 Season & Group Sales Representative Troy Martino
 Season & Group Sales Representative Valerie Nava
 Season & Group Sales Representative Shannon Profy
 Project Manager, Ballpark Renovations Andrew Roach

EXECUTIVES



JOHN MIDDLETON

Managing Partner and Chief Executive Officer

John S. Middleton has served as a limited partner of the Phillies ownership group since 1994. His family owns a 48 percent stake in the franchise through Double Play, one of their family-owned corporations. Middleton was designated the team's control person and managing partner in November 2016. In those roles, he is responsible for the overall operation of the club and its compliance with the rules of baseball. In 2021, Middleton became one of the eight members of Major League Baseball's executive council. He also serves as chairman of MLB's Ownership Committee.

Middleton's primary focus for the organization – shared with the Buck family – is to set the franchise on course to contend for world championships and to preserve the club's reputation as a world-class organization both on and off the field.

Middleton's philanthropic efforts primarily center on ending chronic homelessness in Philadelphia through Project HOME. He has also promoted career and technical education in the city with the School District of Philadelphia, Drexel University, Philadelphia Youth Network and Philadelphia Academies.

In 2013, John and his wife Leigh received the prestigious Philadelphia Award for their philanthropic efforts in supporting education, eradicating homelessness and establishing workforce development projects.

As one of the Philadelphia region's most prominent leaders, Middleton has been included on the *Philadelphia Business Journal's* "Power List" since 2016.

Born in Havertown, Pa., Middleton graduated magna cum laude from Amherst College in 1977 with a bachelor's degree in economics and from Harvard Business School in 1979 with a master's degree in business administration. He previously served as a member of Amherst's board of trustees for 12 years and a member of the board of trustees for Penn Medicine for nine years.



OWNERSHIP

The Phillies is a limited partnership formed in 1981. Tri-Play and Double Play are equal partners while Pat Gillick and the Montgomery family own the remaining interests. No partner owns a majority of the team.

EXECUTIVES



DAVID DOMBROWSKI President of Baseball Operations

David Dombrowski was hired as the Phillies' first-ever president of baseball operations on Dec. 11, 2020. Philadelphia marks his fifth organization as the head of the baseball operations department, following stints with the Montreal Expos (1988-91), Florida Marlins (1991-2001), Detroit Tigers (2001-15) and Boston Red Sox (2015-19). Throughout his distinguished career, David has built two World Series-winning teams in Florida (1997) and Boston (2018), and his clubs have won four pennants and seven division titles.

Before joining the Phillies, David had spent most of 2020 working with Music City Baseball, a group dedicated to bringing a Major League Baseball team to Nashville, Tenn. He began as a consultant and a member of the board of directors until being named president on Nov. 1, positions that he abdicated upon being hired by the Phillies.

David's last affiliation with a team resulted in a World Series win. He joined the Boston Red Sox as president of baseball operations on Aug. 18, 2015, a position he held until September 2019. From his hire date through the end of the 2018 season – when the Red Sox won the World Series – his club amassed the best record in all of Major League Baseball (320-210, .604). During his three full seasons in Boston (2016-18), the team won the American League East division title all three years, the first time in franchise history it had won AL East consecutive titles since the current alignment was established in 1969. The club's third consecutive division championship in 2018 came as the result of a single-season franchise-record 108 wins, eclipsing the previous record of 105 set in 1912, the first year at Fenway Park. Eleven more victories in the postseason gave Boston 119 for the year – the winningest season in club history.

Prior to David's arrival in Boston, he served as president, CEO & general manager of the Tigers from Nov. 5, 2001, until Aug. 4, 2015. During his tenure in Detroit, which spanned 14 seasons, his teams reached the postseason five times: first as the American League Wild Card winner in 2006, which snapped an 18-year playoff drought for the organization, and again with a franchise-record four consecutive AL Central Division titles from 2011-14. Detroit captured the AL pennant twice in that time frame, in 2006 and 2012, with the former marking the team's first trip to the World Series since 1984.

The Phillies mark his first time helming a National League club since David spent 10 years as GM for the Marlins. His tenure there began in September 1991, when he was hired as the franchise's first-ever executive vice president and general manager. While at the helm in South Florida, David constructed the Marlins team that won the World Series title in 1997, just their fifth year of existence. Starting from their inaugural season in 1993 through 1997, the Marlins increased their winning percentage year over year, becoming the first-ever expansion team to do so. In 1998, the Marlins were honored by *USA Today* as Organization of the Year.

DAVID DOMBROWSKI'S PLAYER ACQUISITIONS

12/29/20	Acquired José Alvarado from the Tampa Bay Rays in a three-way trade that sent Garrett Cleavinger to the Los Angeles Dodgers	11/5/21	Claimed Ryan Sherriff off waivers from the Tampa Bay Rays
1/9/21	Acquired Sam Coonrod from the San Francisco Giants for Carson Ragsdale	11/19/21	Acquired Nick Nelson and Donny Sands from the New York Yankees for T.J. Rumfield and Joel Valdez
1/18/21	Acquired C.J. Chatham from the Boston Red Sox for a player to be named later (Victor Santos)	11/19/21	Acquired Garrett Stubbs from the Houston Astros for Logan Cerny
1/18/21	Signed free agent Archie Bradley	11/19/21	Claimed Kent Emanuel off waivers from the Houston Astros
1/29/21	Signed free agent J.T. Realmuto	11/24/21	Claimed Scott Moss off waivers from the Cleveland Guardians
2/3/21	Signed free agent Matt Moore	11/29/21	Claimed Yoan López off waivers from the Atlanta Braves
2/8/21	Signed free agent Chase Anderson	12/1/21	Signed free agent Corey Knebel
2/10/21	Signed free agent Didi Gregorius	12/1/21	Signed free agent Johan Camargo
2/10/21	Signed free agent Brandon Kintzler	3/15/22	Signed free agent Brad Hand
2/10/21	Signed free agent Matt Joyce	3/15/22	Signed free agent Jeurys Familia
2/15/21	Signed free agent Travis Jankowski	3/16/22	Signed free agent Odúbel Herrera
2/17/21	Signed free agent Brad Miller	3/20/22	Signed free agent Kyle Schwarber
7/30/21	Acquired Kyle Gibson, Ian Kennedy and Hans Crouse from the Texas Rangers for Spencer Howard, Kevin Gowdy and Josh Gessner	3/22/22	Signed free agent Nick Castellanos
7/30/21	Acquired Freddy Galvis from the Baltimore Orioles for Tyler Burch	3/27/22	Acquired Will Toffey from the San Francisco Giants for Luke Williams
		3/29/22	Acquired McKinley Moore from the Chicago White Sox for Adam Haseley

EXECUTIVES

Before landing with the Marlins, David served the Expos for nearly five years (December 1986-September 1991) in a variety of front office roles, including director of the club's minor league system, assistant GM, vice president of player personnel and GM. He was 32 years old at the time of his appointment to GM prior to the 1990 season, the youngest chief baseball official in the major leagues at the time. Following the 1990 season, he was recognized as the UPI Major League Executive of the Year, and *Baseball America* acknowledged the Expos as Organization of the Year in both 1988 and 1990.

It was with the Chicago White Sox that David received his first baseball experience in 1978 under the tutelage of longtime baseball executive Roland Hemond. David spent four seasons working in the minor league and scouting department and in the player development department of the White Sox before being named assistant GM under Hemond in November 1981. He eventually was named vice president of baseball operations in December 1985.

In addition to his extensive accomplishments relating to on-field baseball performance, David has also been involved in areas off the field around the game. In April 2013, former Commissioner Allan H. (Bud) Selig named him chairman of the Commissioner's On-Field Diversity Task Force, which addresses the talent pipeline that impacts the representation and development of diverse players and on-field personnel in Major League Baseball, particularly African Americans. While with the Tigers, also in 2013, he accepted the Commissioner's Award for Philanthropic Excellence on behalf of the club for their Anti-Bullying community program.

Throughout his career, David has received numerous awards for his achievements in baseball, including *Baseball America's* Executive of the Year Award in both 2006 and 2018. At MLB's annual General Managers' Meetings, he has been recognized several times with the John Schuerholz Longevity Achievement Award for his years of service as a general manager and president of baseball operations, most recently in November 2018 for reaching 30 years in those roles. David was a co-recipient of *The Sporting News'* Executive of the Year Award with Milwaukee Brewers GM Doug Melvin in 2011, and received the Andrew "Rube" Foster Award the same year presented by the Negro Leagues Baseball Museum as AL Executive of the Year. In addition, he was named Sports Executive of the Year at the 10th annual March of Dimes National Athletic Awards dinner in February 1998. In January 2012, David was inducted into the Lou Boudreau Hall of Fame by the Pitch & Hit Club of Chicago.

A native of Chicago, David is a graduate of Richards High School in Oak Lawn, Ill. He attended Cornell University – where he played football – for one year, but later transferred to Western Michigan University, where he earned a degree in business administration in 1979. His alma mater recognized him with its Distinguished Alumni Award in 1998. David and his wife Karie have dual residences in Philadelphia and Nashville. The couple has two children, a daughter, Darbi, who is a recent graduate of the University of Oklahoma, and a son, Landon, who is a senior at Wake Forest University.

HEAD OF PHILLIES
BASEBALL OPERATIONS

Herb Pennock	1943-48
Roy Hamey	1954-58
John Quinn	1959-72
Paul Owens	1972-83
Woody Woodward	1988
Lee Thomas	1988-97
Ed Wade	1998-2005
Pat Gillick	2006-08
Ruben Amaro Jr.	2009-15
Matt Klentak	2015-20
David Dombrowski	2020-present



EXECUTIVES



DAVID BUCK **Executive Vice President**

David Buck is in his 37th year with the club and his sixth as executive vice president, a position to which he was elevated on July 1, 2017. In this role, he oversees all business operations of the Phillies and supervises the general administration of the club.

Since assuming the role of executive vice president, David has spearheaded efforts to enhance the fan experience at Citizens Bank Park. In 2018, the addition of The Yard, Boardwalk Eats and a new home for Bull's BBQ provided an interactive experience and overall food enhancements that received significant accolades from the media and fans. For the 2019 season, David led the transformation of the ballpark's third base gate entrance, now called Pass and Stow. This 25,000-square-foot area of family entertainment space provides for an even greater fan experience at Citizens Bank Park. David also played an instrumental role in the creation of additional freestanding space with the construction of a new building located on Darien Street. On the site of the former Maggio building, this Ballpark Services building houses the club's Technology and Landscaping departments, as well as the Sports Complex Special Services District.

Prior to his promotion, David spent the previous 10 years as senior vice president, marketing and advertising sales, a role in which he oversaw the Phillies marketing department, encompassing advertising sales, events, outreach, broadcasting, video services, advertising, merchandising and promotions. David also served as vice president of advertising sales for eight years. He oversaw the transition from Veterans Stadium to Citizens Bank Park from a sponsorship perspective and led the team that secured the 25-year naming rights partnership with Citizens Bank. More recently, David was part of the team that secured a 25-year TV deal with Comcast in January 2014.

David was born in Abington, Pa., attended Springfield High School in Montgomery County, and graduated from Lafayette College in 1986 with a bachelor's degree in history. He stays connected to Lafayette by hosting students each offseason in an externship program.

Currently, David serves on the boards of the Police Athletic League (PAL) and the Committee of 70, a non-partisan group that has long been a champion for a better political process, better government, and engaged and informed citizens. He is a former board member of the Please Touch Museum, a children's museum located in Philadelphia, and The Schuylkill Center for Environmental Education, one of the first urban environmental education centers in the country.

David and his wife Nancy live in Broad Axe, Pa., with their three children, Andrew, Katie and Jake.



EXECUTIVES



JOHN NICKOLAS
Senior Vice President and Chief Financial Officer

John Nickolas joined the Phillies organization in July 2003 and was named senior vice president and chief financial officer on July 1, 2017. John, who spent the previous 10 years as vice president, chief financial officer, oversees all financial aspects of the club's operations as well as business analytics, Florida operations and minor league franchise business operations. In addition, he currently serves as a trustee of Major League Baseball's Non-Uniformed Personnel Pension Plan and chairs the MLB Eastern Region Finance group.

A 1985 graduate of Archbishop Ryan High School in Northeast Philadelphia, John graduated summa cum laude with a bachelor's degree in accounting from West Chester University in 1990. He has served as a member of West Chester University's Business School Advisory Council and a trustee of the university's foundation. John has been a guest speaker for various organizations and universities in the Philadelphia area.

Prior to joining the Phillies, John served in a variety of financial and operational roles for Internet Capital Group, Inc., Safeguard Scientifics, Inc. and KPMG LLP. He is a member of the American and Pennsylvania Institutes of Certified Public Accountants.

John and his wife Pam reside in Newtown Square, Pa., with the family's two Shih Tzus, Daisey and Duke. They have two adult sons, John and Michael.



JOHN WEBER
Senior Vice President, Ticket Operations and Projects

John Weber has been a part of the Phillies organization since joining the sales office in 1987. Over his tenure, he has held various positions of increasing responsibility and scope, culminating with his promotion to senior vice president, ticket operations and projects, in August 2017. He spent the previous 10 years as vice president, sales and ticket operations.

Under his stewardship, the Phillies sales team achieved ticket sales of more than 3 million for seven consecutive seasons (2007-13). In 2019, John worked with several entities, including Aramark, Ewing Cole and Driscoll, on a variety of ballpark enhancements, including Pass and Stow, Goose Island Bar and the first sit-down Shake Shack restaurant inside a ballpark. He also represents the organization on ticketing and scheduling matters with Major League Baseball.

John is president of Phillies Charities, Inc. and remains the club's point of contact with the Philadelphia chapter of the ALS Association after previously serving on its board of directors. The Phillies have raised more than \$20 million during their 37-year relationship in the fight against ALS (Lou Gehrig's disease) and in 2016 they were recognized for that work with the prestigious Allan H. Selig Award for Philanthropic Excellence. John also serves on the Drexel University Sport Business Advisory Board.

Born in Philadelphia, John graduated with a bachelor's degree in European history from Purdue University in 1985 and an MBA in management from Ball State University in 1987. He and his wife Susan have two sons, Matthew and John. They reside in Plymouth Meeting, Pa.



EXECUTIVES



BONNIE CLARK

Vice President, Communications and Senior Advisor to the Managing Partner

Bonnie Clark joined the Phillies in 2008 as vice president, communications. In this role, her day-to-day responsibilities include directing and implementing an overarching communications strategy for the club. She also oversees player relations, publicity initiatives, crisis and issues management, business communications, creative services, publications and alumni relations. In addition, Bonnie is senior advisor to John Middleton, the team's managing partner.

Prior to the Phillies, Bonnie spent nine years (1999-2008) working for multi-media retailer QVC, where she served as director of corporate affairs before her promotion to vice president of public relations in 2001. In this role, she was responsible for creating public relations and media relations

strategies that increased awareness and enhanced the brand. She also spearheaded all crisis and issues management for the company.

Before QVC, Bonnie worked at Tierney in Philadelphia, where she served as associate vice president for the agency's consumer public relations division and was responsible for developing and implementing communications strategies for consumer clients. She also held various positions of increasing responsibility with Golin/Harris Communications in Philadelphia and at New York agencies M. Silver Associates and Ogilvy & Mather Public Relations, where she developed and implemented public relations campaigns for industry leaders and internationally respected consumer brands.

Bonnie graduated from Delaware Valley High School in Milford, Pa., where she was inducted into the school's Hall of Fame in 2013. She received her bachelor's degree from West Virginia University's Perley Isaac Reed School of Journalism.

Bonnie is a member of the board of directors for the Greater Philadelphia Film Office. She is also a member of the Major League Baseball Assistance Team (B.A.T.) Awareness Committee and an assembly member for Major League Baseball Players Alumni Association.



JACQUELINE CUDEBACK

Vice President, Partnership Sales and Corporate Marketing

Jacqueline Cuddeback joined the Phillies as vice president, partnership sales and corporate marketing on July 1, 2018, to lead the advertising sales and client services team.

A seasoned, multi-platform executive skilled at leveraging industry trends to create custom solutions for clients, Jackie spent the previous 19 years in media at Time Inc., in a number of key leadership posts, including vice president of client solutions for the food/beverage/spirits and entertainment verticals. In that role, she developed and pitched multi-million-dollar programs for clients using Time Inc.'s entire portfolio of assets. Prior to that, she was associate publisher of *People Magazine* and *People.com*, leading client solutions, including marketing, branded content, creative

services, events and research for People's expansive revenue portfolio.

Born and raised in Philadelphia, Jackie attended Germantown Friends School and graduated in 1996 from the University of Vermont, where she played lacrosse and received a Bachelor of Arts degree.

Jackie and her husband John live in Radnor, Pa., with their three children, Jack, Whitney and Cole.



KURT FUNK

Vice President, Marketing Programs and Events

Now in his 39th season with the organization, Kurt Funk was promoted to vice president, marketing programs and events in October 2014. In his current role, he works daily with the teams that coordinate events and promotions, Phillie Phanatic entertainment, community outreach and youth baseball development.

Kurt started with the Phillies in 1984 as an intern, assisting in sales, merchandising and public relations. He was hired full time in November 1985 as manager, merchandising and held that position for nearly five years until being named marketing coordinator in 1990.

In January 1996, Kurt was promoted to director, events to help coordinate the Phillies' efforts in hosting the 1996 All-Star Game. His title was changed to director, marketing programs and events in 2003, the team's last year at Veterans Stadium, during which he was a key contributor to the various Field of Memories events leading up to the final game at the Vet. Kurt and the events team have also spearheaded the coordination of postseason events, most notably the 2008 World Series parade.

Kurt was the recipient of the Richie Ashburn & David Montgomery Special Achievement Award in 2007, given annually to a member of the Phillies organization who has demonstrated loyalty, dedication and passion for the game.

Born in Bellefonte, Pa., Kurt attained his bachelor's degree in sport management from the University of Massachusetts, where he was a walk-on for the Minutemen basketball team. He and his wife Laurie reside in State College, Pa., with their daughter Devon, son Brett and Labradoodle Barkley.

EXECUTIVES



KEVIN GREGG
Vice President, Baseball Communications

Kevin Gregg rejoined the Phillies in the newly created position of vice president, baseball communications on Jan. 3, 2022. In this role, the veteran of 15 seasons in Major League Baseball will oversee media relations initiatives and strategy for the team's baseball operations department.

Kevin began his career in baseball with the Phillies in 2003, completing two years of internships in the merchandising and media relations departments. He concurrently interned for the Philadelphia 76ers from 2002-05, before joining them full time for two seasons as public relations coordinator. He returned to the Phillies in 2007 and spent six seasons in the media relations department, where he assisted in the staff's operations for the club's string of five consecutive National League East division

titles from 2007-11, highlighted by the 2008 World Series championship. Following the 2012 season, he joined the Boston Red Sox as director of media relations in January 2013, and was promoted to vice president, media relations five years later. Over his nine years in Boston, he was responsible for all baseball-related communications for the team, including the world championship clubs in 2013 and 2018.

A 1998 graduate of the Episcopal Academy, Kevin earned a bachelor's degree in kinesiology with a concentration in sport management from James Madison University in 2003. The Philadelphia native is the son of the late Eric Gregg, who worked 23 years as a National League umpire.

Kevin, his wife Stephanie and their sons Oliver and Samuel live in Media, Pa.



MICHAEL HARRIS
Vice President, Marketing & New Media

Michael Harris was promoted to vice president, marketing & new media, in August 2017. His department focuses on the organization's brand and consumer marketing through traditional strategies and emerging media. Areas of responsibility include marketing content, social & digital media, advertising, branding campaigns and the implementation of various fan engagement technologies. He also assists with aspects of government affairs.

A member of the organization since 1995, Michael also held titles of ticket office representative, development & financial specialist and director of marketing & special projects. He previously assisted on a wide range of matters related to the development of Citizens Bank Park, including financing

efforts, securing city and state approvals and the organization's overall transition out of Veterans Stadium.

Born and raised in Philadelphia, Michael has a bachelor's degree in political science from the University of Michigan and an MBA in both marketing and finance from Drexel University. Michael currently serves on the board of PHL Sports, a division of the Philadelphia Convention & Visitors Bureau; Phillies Charities, Inc., the organization's charitable foundation; and is board president of the Sports Complex Special Services District, which coordinates efforts between elected officials, venue operators and the surrounding community. He is also a former board member of the Schuylkill Center for Environmental Education, one of the first urban environmental education centers in the country.

Michael and his wife Joy live in Center City with their cocker spaniel Miso.



KATHY KILLIAN
Vice President, Administration

A member of the Phillies organization since 1985, Kathy Killian was promoted to vice president, human resources and customer services in December 2008. She moved into her current position in October 2018. As a catalyst for the preservation and development of the organization's culture, Kathy's responsibilities include assisting in the annual performance review process, compensation setting and workforce development. As a business partner for management, she continues to develop the club's diversity and inclusion initiatives and opportunities, as well as oversee employee engagement, employee recognition, employee food services, the high school associates program and other special projects.

Born in Philadelphia, Pa., Kathy graduated from Little Flower Catholic High School for Girls in 1981 and earned a bachelor's degree in management/marketing in 1985 from Spring Garden College. A standout basketball player, her No. 35 was retired by the school in 1988. She also coached the women's basketball team at Holy Family University from 1987 to 1995.

Kathy began her career with the Phillies as an intern in the sales office. A year later she was hired as a full-time sales office representative and in 1995 she was promoted to director, group sales, the position she held before her promotion to vice president. In 2006, Kathy was honored with the Richie Ashburn & David Montgomery Special Achievement Award, which is given to a member of the Phillies organization who has demonstrated loyalty, dedication and passion for the game. Kathy was inducted into the Pennsylvania Sports Hall of Fame in 2014 and was honored by the Girls Scouts of Eastern Pennsylvania with the Take the Lead Award in 2015.

Kathy serves on the board of the David Palmer Foundation as well as the Temple University STHM Board of Visitors and the Pennsylvania Hospital Board of Managers.

She and her partner Jen live in Northeast Philadelphia.

EXECUTIVES



LESLIE SAFRAN

Vice President and General Counsel

Leslie Safran joined the Phillies in December 2014 as the club's associate general counsel. She was promoted to her current position in July 2021. In this role, she oversees the legal department as well as the human resources department.

Before joining the club, Leslie was the vice president & corporate HR business partner, and previously senior attorney, labor and employment, for Gardner Denver, Inc., a global manufacturer of industrial compressors, blowers, pumps, loading arms and fuel systems. Her work history also includes serving as senior counsel at Sunoco, Inc., a labor and employment associate at Ballard Spahr LLP and a federal judicial law clerk to the Honorable Clifford Scott Green, United States District Court, Eastern District of Pennsylvania.

Leslie graduated from Franklin & Marshall College cum laude with a double major in English and Spanish. At Franklin & Marshall, she was a member of the Phi Beta Kappa Honor Society, a three-year captain of the softball team and a member of the volleyball team. She received her JD, cum laude, as well as her LL.M. in trial advocacy, from Temple University School of Law.

Leslie and her husband Scott reside in Bala Cynwyd, Pa., with their two daughters, Quinn and Kendall. She serves on the board of Phillies Charities, Inc., for which she is the secretary.



HOWARD SMITH

Vice President, Business Affairs

Howard Smith joined the Phillies as vice president, business affairs in June 2017. In this role, his duties include overseeing ballpark operations and Phillies Enterprises. He also represents the Phillies on the Aramark Governing Council and provides additional management support to Executive Vice President David Buck.

Before coming to the Phillies, Howard amassed a wealth of baseball knowledge while serving as Major League Baseball's senior vice president of licensing. During his 17-year career with MLB, he acquired a keen understanding of the game at both the team and league level.

Prior to joining the Commissioner's Office, Howard spent seven years with Reebok International, overseeing North American sports marketing. Previously, he spent his first seven years in sports with the Adidas company working for its PONY and Le Coq Sportif brands.

Born in Northeast Philadelphia, Howard is a graduate of the University of South Florida, where he received a bachelor's degree in political science. In addition, he received an MBA in finance from Fairleigh Dickinson University.

He and his wife Lisa reside in Center City. They have two children, a son Aaron and a daughter Emily.



SEAN WALKER

Vice President, Chief Technology Officer

Sean Walker joined the Phillies as vice president, chief technology officer in March 2018. In his role, he oversees the club's Information Technology Department to enhance overall business operations.

Sean brought 19 years of technology and information systems experience in highly visible sports environments, where he was responsible for strategic IT planning and project execution. In his career, he has helped define strategies to ensure high performance and cost-effective technology solutions.

Before joining the Phillies, Sean served as vice president of innovation and technology services for the Tampa Bay Lightning. Prior to that, he served as associate vice president of team, arena and event technology for the National Basketball Association (NBA). At the NBA, Sean worked with senior management to develop the technology strategy for use around the league. He also provided support for the league's premier events such as the NBA All-Star Game, NBA Finals and NBA Draft. Sean began his career with the Professional Golfers' Association of America (PGA). During his 13-year career with the PGA as director of enterprise applications, he developed and led technology initiatives for the world's largest working sports organization, including the PGA Championship and Ryder Cup.

Sean is a graduate of the University of Florida at Gainesville, where he received both Bachelor of Science and Master of Science degrees.

He and his wife Becca have three children, Ellie, Sean and Lillian. They reside in Haddonfield, N.J.

BASEBALL PERSONNEL



SAM FULD Vice President and General Manager

Sam Fuld was named vice president and general manager of the Phillies on Dec. 22, 2020, his third different position with the club. He had originally been hired by Philadelphia in November 2017 as the major league player information coordinator, a position he held for two years before being promoted to director, integrative baseball performance in January 2020. Sam is the fifth former major league player to hold the position of general manager with the Phillies.

During his first two years with the Phillies, Sam worked closely with the major league coaching staff as an outfield instructor and helped integrate advanced metrics.

A former major league outfielder, Sam played parts of eight seasons (2007; 2009-15) for four teams: the Chicago Cubs, Tampa Bay Rays, Oakland A's and Minnesota Twins. In 2009, he led all National League rookies with a .409 on-base percentage and finished fourth with a .299 batting average. Known as "Super Sam" for his outstanding defensive play, he was a finalist in left field for an American League Gold Glove Award in 2011, despite making only 76 starts in the outfield.

Sam was originally selected in the 10th round of the June 2004 draft by the Cubs and made his major league debut in September 2007. Following that season, he was named MVP of the Arizona Fall League. He last played professionally in the 2017 World Baseball Classic for Team Israel.

Born in Durham, N.H., Sam currently resides in the Philadelphia area with his wife Sarah and their four children: Charles, William, Spencer and Jane.



ANI KILAMBI Assistant General Manager

Ani Kilambi joined the Phillies as assistant general manager on Nov. 11, 2021. In his role, Ani oversees the club's research department in addition to the club's use of data in all aspects of organizational decision-making.

Prior to joining the Phillies, Ani worked for the Tampa Bay Rays for seven years from 2015-21.

Having spent his first year with the Rays as an intern in the club's research and development department, he was promoted to assistant, research and development in July 2016 and spent over one year in that role. Later, he was promoted again to analyst, predictive modeling in November 2017, a position he held for one year. In November 2018, he was elevated to assistant director, research and

development and served in that role for three years. Finally, he was promoted to director, decision science in November 2021 before joining the Phillies.

Ani is a 2016 graduate of the University of California Berkeley, where he was a double major in statistics and operations research and management science. He currently resides in the Philadelphia area.



NED RICE Assistant General Manager

Ned Rice has served as assistant general manager since being hired on Jan. 6, 2016. He also spent two months as interim general manager from Oct. 10-Dec. 10, 2020.

With the Phillies, Ned has helped map out strategy of roster management, overseen the research and development department and assisted in player contracts and negotiations, transactions, salary arbitration and rules compliance. He came to the Phillies from the Baltimore Orioles, where he was director, major league administration. Ned began his career with the Orioles as a public relations intern in 2005 before shifting into baseball operations for 2006. He started as an intern and also served as the video coordinator for road games that year. In 2007, Ned was promoted to player information analyst, a role he held through 2011 before being named assistant director, major league operations in 2012.

Ned is a 2005 graduate of The College of William & Mary. He and his wife Cary currently reside in Philadelphia with their daughters Dorian and Wynn.

BASEBALL PERSONNEL



JORGE VELANDIA
Assistant General Manager

Following an 18-year playing career (1992-2009) which ended in the Phillies minor league system, Jorge Velandia has spent the last 12 years working in various roles for the organization, including a stint on the major league coaching staff in 2015. He was promoted to assistant general manager in December 2020, becoming the first Venezuelan-born executive to hold that position in major league history. Jorge had previously spent four years as special assistant to the general manager.

After finishing his career with the Phillies' triple-A affiliate in Lehigh Valley, Jorge spent two years (2010-11) as a coach for single-A Williamsport and one each as the assistant field coordinator (2012) and special assistant, player development (2013) before being named special assistant, player personnel, a role he held for three seasons (2014-16). He also helped construct Team Venezuela for the 2013 World Baseball Classic and served as the director of baseball operations for La Guaira of the Venezuelan Winter League for two years (2014-15) after a five-year run as general manager (2010-14).

A former infielder, Jorge was originally signed out of Venezuela by the Detroit Tigers in 1992 and played for 23 different professional teams in 11 organizations. He appeared in 174 career major league games from 1997-2008 with San Diego, Oakland, New York (NL), Tampa Bay, Toronto and Cleveland.

Jorge was born in Caracas, Venezuela, and currently resides in Moorestown, N.J., with his wife Ruth and their son George.



PAT GILICK
Senior Advisor

The 2022 season is Pat Gillick's 17th year with the Phillies. In that time, he has served as the team's general manager, club president and also as a senior advisor.

Pat originally joined the Phillies as senior vice president & general manager on Nov. 2, 2005. During his time as GM, he built the club into back-to-back NL Eastern Division champions (2007-08) and 2008 World Series champions. The championship was the third of his 27-year career as a major league general manager and the second in the history of the Phillies franchise. After fulfilling his three-year contract as GM, Pat transitioned into the role of senior advisor to the president & general manager in November 2008, a position he held

until being named interim president on Aug. 28, 2014. Pat spent the 2015 season as the team president, holding that position from Jan. 28 through Oct. 14.

On Dec. 6, 2010, Pat was elected to the National Baseball Hall of Fame by the Expansion Era Committee. He is just one of five individuals elected whose career has been defined nearly exclusively as a team architect, along with Ed Barrow, Branch Rickey, John Schuerholz and George Weiss. He was inducted on July 24, 2011, along with Roberto Alomar and Bert Blyleven. Since his induction, Pat was selected to sit on the Pre-Integration Era Committee in November 2015 and the Today's Game Era Committee in November 2018. Pat was also named to the advisory board for SABR (Society for American Baseball Research) in the fall of 2011. He was inducted into the Phillies Wall of Fame in 2018.

Prior to being named GM of the Phillies, Pat held the same position with the Toronto Blue Jays (1978-94), Baltimore Orioles (1996-98) and Seattle Mariners (2000-03). His career record as a GM stands at 2,276-1,993 (.533), including at least 91 wins in six of his final nine seasons. His resume includes two World Series championships (1992-93) and five AL East titles (1985, 1989, 1991-93) with Toronto; one AL East title (1997) and one wild card berth (1996) with Baltimore; one AL West title (2001) and one wild card berth (2000) with Seattle; and one World Series championship (2008) and two NL East titles (2007-08) with Philadelphia.

In August 1976, Pat was named the vice president of player personnel for the expansion Toronto Blue Jays, becoming the franchise's first general manager at age 38. His title was changed to vice president of baseball operations on Nov. 24, 1977, and then executive vice president, baseball on Sept. 24, 1984.

Pat stepped down as Blue Jays GM after the 1994 season and served as a consultant to the team in 1995.

Following the 1995 season, Pat had a brief retirement before being hired as Baltimore's GM on Nov. 27, 1995. In his first two seasons with Baltimore – 1996-97 – the Orioles advanced to the ALCS.

When his three-year contract with Baltimore expired after the 1998 season, Pat accepted a position as the chair of the 1999 Pan Am Games baseball team steering committee.

On Oct. 25, 1999, he was hired by Seattle as executive vice president & general manager, baseball operations.

Pat was born in Chico, Calif. In 1954 – at age 16 – he graduated from Notre Dame High School in Sherman Oaks, Calif., where he played baseball and football. He enrolled at the University of Southern California in the fall and graduated in 1958 at the age of 20 with a bachelor's degree in business.

Pat and his wife Doris reside in Birmingham, Mich. The couple has one daughter, Kimberley.



BASEBALL PERSONNEL



JIMMY ROLLINS

Special Advisor to the President of Baseball Operations

Jimmy Rollins was named special advisor to the president of baseball operations in March 2022. In this role, he will periodically assist the major league club in an on-field capacity and advise the front office with baseball operations decisions.

Prior to joining the baseball operations staff, Jimmy had served as a special advisor since 2019, doing a variety of jobs on both the baseball and business sides of the organization, including – but not limited to – coaching, meeting with sponsors and suite holders, fan engagement and community outreach. He joined the broadcast team that same year and continues to be an on-air analyst for a select number of games for NBC Sports Philadelphia.

The Phillies' all-time leader in hits (2,306) and doubles (479), Jimmy was a second-round draft selection by the club in 1996. He made his major league debut in September 2000 and tripled in his first major league at-bat. Jimmy would go on to make three All-Star teams (2001-02, 2005), win four Gold Glove Awards (2007-09, 2012) and win a Silver Slugger Award (2007), all as a member of the Phillies over 15 seasons. In 2007, he reached the pinnacle of individual achievement in baseball by being voted the National League Most Valuable Player by the Baseball Writers' Association of America. That year, the switch-hitter played in all 162 games and batted .296 with 38 doubles, 20 triples, 30 home runs, 94 RBI, 41 stolen bases and 139 runs scored, leading the NL in games, at-bats (716), triples and runs.

In 2014, his final season with the club, Jimmy was the co-winner (along with Paul Konerko) of the prestigious Roberto Clemente Award. The award recognizes Major League Baseball players who best represent the game of baseball through positive contributions on and off the field, including sportsmanship and community involvement. Throughout his career in Philadelphia, Jimmy participated in numerous charitable endeavors, including 'J-Roll's Readers' club as chairman of the Philadelphia Reads program, Easter Seals, the Arthritis Foundation and "J-Roll's Aces," a program that provided Phillies tickets, T-shirts and concessions to disadvantaged students.

Following his tenure in Philadelphia, Jimmy spent one season each with the Los Angeles Dodgers and Chicago White Sox. He finished his career with a .264 batting average, 511 doubles, 115 triples, 231 home runs, 936 RBI and 470 stolen bases in 2,275 games. His .983 fielding percentage ranks third-best in major league history among shortstops (min. 1,000 games) behind Omar Vizquel (.985) and Troy Tulowitzki (.985) and he ranks sixth all-time in games played at shortstop (2,227). Jimmy ranked in the top three in the NL in fielding percentage in 11 of the 13 seasons that he qualified, including leading the league four times.

Jimmy was born in Alameda, Calif., and currently lives in Encino, Calif., with his wife Johari and their three daughters, Camryn, Logan and Brie.



LARRY BOWA

Senior Advisor to the General Manager

Throughout 139 years of Phillies baseball, no one has spent more seasons in uniform than Larry Bowa. For 29 years – 13 as a coach, 12 as a player and four as manager – Larry proudly wore the Phillies "P" until he moved into his current role in October 2017. The 2022 season is Larry's 57th associated with Major League Baseball and his 38th with the Phillies organization. He was inducted into the Phillies Wall of Fame in 1991 and into the Philadelphia Sports Hall of Fame in 2009. In October 2021, he was inducted into the All Sports Museum of Southern New Jersey.

Larry signed with the Phillies as an amateur player in 1966 and spent four seasons in the club's minor league system until making his major league debut in 1970, the final season at Connie Mack Stadium. The following year, the club moved into Veterans Stadium and Larry singled for the first hit in the new park. He would go on to play 12 years (1970-81) with the team as the starting shortstop, make five All-Star teams, win two Gold Glove Awards and play on five postseason teams, including the 1980 World Series champions. He was traded to the Chicago Cubs following the 1981 season.

During the 1988 season, after a year and a half as manager of the San Diego Padres, Larry returned to the Phillies as third base coach, a position he would hold through the 1996 season.

After coaching stints with the Anaheim Angels (1997-99) and Seattle Mariners (2000), Larry was hired as Phillies manager for the 2001 season. In his first season as manager, his team won 86 games, a 21-game improvement from the previous season, and he was voted National League Manager of the Year by the Baseball Writers' Association of America. Larry was the team's final manager at Veterans Stadium in 2003 and the first person to manage a game at Citizens Bank Park in 2004, his final season at the team's helm. He went 337-308 (.522) as Phillies manager.

Larry went on to coach for the New York Yankees (2006-07) and Los Angeles Dodgers (2008-10) before once again returning to the Phillies dugout as bench coach and infield instructor for four years (2014-17). Throughout his storied coaching career, Larry has worked with infielders such as Chase Utley, Jimmy Rollins, Alex Rodriguez, Robinson Cano, Jeff Kent, Nomar Garciaparra and Hall of Famers Mike Schmidt and Derek Jeter, among many others.

Other jobs Larry has held during his 57 years in baseball were bench coach for Team USA in the 2013 World Baseball Classic, in-studio analyst for ESPN and MLB Network and talk show co-host for Sirius/XM Radio.

Larry and his wife Patty live in Conshohocken, Pa. He has one daughter, Tori.

BASEBALL PERSONNEL



CHARLIE MANUEL
Senior Advisor to the General Manager

The all-time winningest manager in Phillies history, Charlie Manuel completed a nearly nine-year run (2005-13) in that position before moving into a different role with the organization. He was named senior advisor to the general manager in January 2014. In his role, he assists in minor league hitting instruction, scouts at the amateur and professional levels and serves as a consultant to the baseball operations staff and as a club ambassador in the Philadelphia region. In 2019, he filled in as the major league hitting coach for the final seven weeks of the season. Charlie was inducted into the Phillies Wall of Fame in 2014 and the Philadelphia Sports Hall of Fame in 2016.

During his time as the club's manager, Charlie led the Phillies to their first playoff appearance in 14 years (2007), five straight division titles (2007-11), two National League pennants (2008-09) and one World Series championship (2008). He posted a record of 780-636 (.551) for the Phillies and 1,000-826 (.548) overall as a major league manager. Entering the 2022 season, Charlie is one of 65 managers in major league history to reach 1,000 wins. He managed two NL All-Star teams (2009-10), guiding the 2010 team to a win which snapped the NL's 13-year winless streak.

Before being named manager of the Phillies, Charlie spent his first two years (2003-04) with the organization as special assistant to the general manager under Ed Wade, serving as one of Wade's top scouts as well as working on major and minor league hitting instruction.

In the 15 years (1988-2002) prior to joining the Phillies, Charlie worked for Cleveland in a variety of roles, including minor league manager and major league hitting coach. He managed Cleveland for three years (2000-02), leading the team to the Central Division title in 2001, and was chosen as a coach for the 2002 American League All-Star team by Hall of Famer Joe Torre. From 1994-99, his second tour as hitting coach, Cleveland led the AL in runs three times (1994-95, 1999), led the league in home runs twice (1994-95) and set a franchise record by hitting 220 homers in 1997.

Charlie also managed in the Minnesota Twins minor league system for five years (1983-87) and scouted for the organization in 1982. He was originally signed by the Twins in 1963 and went on to play professionally for 19 years, including major league stints with the Twins and Los Angeles Dodgers, where his only two managers were Billy Martin and Walter Alston. From 1976-81, Charlie had a very successful six-year career in Japan, playing for three pennant winners. He hit a combined .303 with 189 home runs and led his league in home runs in back-to-back seasons (1979-80), including 48 in 1980, the same year Hall of Famer Mike Schmidt led the major leagues with the same total. In 1979, he was the first American-born player to be named MVP.

Charlie is a two-time winner (2011 & 2013) of the Dallas Green Special Achievement Award, which had been presented annually by the Philadelphia chapter of the BBWAA. In 2015, the Philadelphia Sports Writers Association presented him with a special achievement award, and he received the Ted Williams Lifetime Achievement Award from the Ted Williams Museum in 2018.

Born in North Fork, W.V., Charlie grew up in Buena Vista, Va. He currently resides in Winter Haven, Fla., with his wife Melissa. He has two children, Chuck and Julie; three step-children, Collin, Hailey and Alley; and five grandchildren.



HOWIE KENDRICK
Special Assistant to the General Manager

Howie Kendrick joined the Phillies as special assistant to the general manager on Nov. 16, 2021. In his role, Howie assists both the baseball operations department as well as the club's field staff with game preparation, advance scouting and data implementation.

A veteran of 15 major league seasons and 2011 American League All-Star, Howie played in 1,621 games for the Los Angeles Angels (2006-14), Los Angeles Dodgers (2015-16), Phillies (2017) and Washington Nationals (2017-20). With the Nationals in 2019, Howie hit a grand slam in Game 5 of the National League Division Series, was named NL Championship Series Most Valuable Player and hit a go-ahead, two-run home run in Game 7 of the World Series.

Howie was traded to the Phillies on Nov. 11, 2016, in exchange for Darin Ruf and Darnell Sweeney. He appeared in 39 games for the Phillies and slashed .340/.397/.454 before being traded to Washington for McKenzie Mills on July 28, 2017. Howie was born in Jacksonville, Fla., and currently resides in Phoenix, Ariz., with his wife Jody. They have two sons, Owen and Tyson.

BASEBALL PERSONNEL



SAL AGOSTINELLI Director, International Scouting

Sal Agostinelli has been part of the Phillies scouting staff since 1993. He was named to his current position in 2012 after serving as the international scouting supervisor since 1997. In 2015, he was the recipient of the Dallas Green Award for his achievements in scouting.

A former catcher, Sal was selected by the St. Louis Cardinals in the 20th round of the June 1983 draft out of Slippery Rock University. He played six seasons (1983-88) in the Cardinals minor league system before being traded in 1989 to the Phillies, where he played for double-A Reading and triple-A Scranton/Wilkes-Barre (1990-91) before retiring. In 1992, he was a player/coach for Reading prior to joining the scouting staff, for which he initially covered New York, New Jersey, Delaware and the New England region.

During his time as a scout, Sal has had a hand in the signings of Carlos Ruiz, Maikel Franco, Freddy Galvis and César Hernández, among many others. At the 2018 Winter Meetings, Sal won the International Scout of the Year Award.

Sal was born in Bronx, N.Y., and lives in Kings Park, N.Y., with his wife Sharon. He has three children: sons Danny and Anthony and daughter Toni-Ann.



BRIAN BARBER Director, Amateur Scouting

Brian Barber joined the Phillies in October 2019 as the director of amateur scouting.

Prior to being hired by the Phillies, Brian spent 18 years with the New York Yankees as an area scout (2002-06), East Coast crosschecker (2007-09) and national crosschecker (2010-19).

A first-round selection (22nd overall) in the June 1991 draft by the St. Louis Cardinals out of Dr. Phillips High School, Brian appeared in 186 games (183 starts) over nine minor league seasons and totaled 1,041.2 innings pitched. He spent parts of four seasons in the majors with the Cardinals (1995-96) and Kansas City Royals (1998-99).

In high school, Brian was selected as the Gatorade Player of the Year following his senior season. He was inducted into the Dr. Phillips Athletic Hall of Fame in 2001 and had his number retired by the school four years later.

A native of Trenton, Ohio, Brian grew up and still lives in Orlando, Fla., with his wife Angie, son Preston and daughter Dylan.



CECI CRAFT Director, Mental Performance

Ceci Craft joined the Phillies in February 2021 as director, mental performance and the major league mental performance coach.

Prior to joining the Phillies, Ceci served as Cleveland's major league mental performance coach for six years (2014-19), during which time the club won three division championships. In her role, she assisted players and staff at the major league and triple-A levels of the organization in the continued development and integration of programs and services that enhance mental performance and development. Ceci worked closely with organizational coaches, coordinators, strength and conditioning personnel, athletic trainers and front office staff to integrate mental performance into

assessment and training plans for players, teams and programs. She also worked closely with the scouting department to support the amateur draft.

Before and after her time with Cleveland, Ceci spent a combined seven years as a mental performance coach on Fort Bragg, working with Special Operations Forces (2009-14, 2019-21). While there, she led a team of 13 cognitive performance coaches in helping develop the mental strength and flexibility for the Army Special Operations population.

Ceci's educational background is in applied sport science with a focus in sport psychology from the University of Bangor, Wales. She attended Bates College for her undergraduate studies, majoring in psychology and minoring in Spanish, and captained the women's soccer team in 2005. Ceci is also a Certified Mental Performance Consultant (CMPC).

Born in Berkeley, Calif., Ceci resides in Southern Pines, N.C., with her husband Aaron and their children Abby and Tucker.



JOE CYNAR Director, Minor League Training Facilities and Equipment

Joe Cynar has worked for the Phillies in various capacities dating back to the late 1980s as a batboy, clubhouse assistant and facility operations manager at Jack Russell Stadium through high school and college.

After an eight-year career as an investment banker with Franklin Templeton, Joe rejoined the Phillies full time in 2006 as minor league equipment manager. He was promoted to assistant director, minor league operations/Florida in 2012 and to his current position in February 2022. As director, Joe leads efforts related to Carpenter Complex building systems and maintenance, clubhouse services, domestic and international equipment services and complex expansion and construction processes.

Born in Lorain, Ohio, Joe is a 1998 graduate of the University of Central Florida with a bachelor's degree in business administration, management with an emphasis on human resources, as well as a minor in marketing. He resides in Largo, Fla.

BASEBALL PERSONNEL



ROB HOLIDAY **Director, Amateur Scouting Administration**

Rob Holiday was named to his current position in 2013 after joining the baseball operations department in 1998. He is responsible for the day-to-day administrative duties for the amateur draft and international player signings along with scouting duties. Rob also oversees the operation of the Phillies MLB Urban Youth Academy.

Rob began working for the Phillies in September 1987 as a sales office representative in the ticket department. In 1992, he moved to the marketing department and was promoted to manager of fan development, where he was responsible for developing and overseeing over 25 youth and baseball-related programs, including the Phillies RBI (Reviving Baseball in Inner Cities) program. In 1998,

Rob transitioned to baseball operations, where he previously had the titles of administrator for minor leagues and scouting, assistant to the director of scouting and player development and assistant director of scouting.

In 2012, Rob was honored with the Richie Ashburn & David Montgomery Special Achievement Award, which is given to a member of the Phillies organization who has demonstrated loyalty, dedication and passion for the game. He was inducted into the Philadelphia chapter of the Pennsylvania Sports Hall of Fame in 2019 and he received the Career Recognition Award from the Mid-Atlantic Scouts Association in 2021.

A native of Maplewood, N.J., Rob currently resides in Cherry Hill, N.J., and has three children, Kyra, Chelsea and Robby. He is a 1987 graduate of the University of Massachusetts-Amherst with a bachelor's degree in hotel, restaurant and travel administration. While at UMass, he played second base for the school's baseball team. He was awarded the team's Dennis DellaPiana Memorial Award for courage, determination and sportsmanship in 1986 and 1987.



CORINNE LANDREY **Director, Baseball Operations**

Corinne Landrey joined the Phillies baseball operations department in 2017 as an intern and was hired as an analyst in baseball research and development that October. She was promoted to her current position in January 2022. In this role, Corinne supports player procurement information integration initiatives and assists with roster management, transactions and salary arbitration.

Before joining the Phillies, she began her baseball career as a public analyst for outlets including MLB.com, FanGraphs and The Hardball Times.

Corinne is a 2008 graduate of the Ithaca College School of Music and taught high school band for several years. She grew up in Wilmington, Del., and currently lives in Philadelphia with her wife Amanda.



PRESTON MATTINGLY **Director, Player Development**

Preston Mattingly was hired by the Phillies as director of player development on Sept. 29, 2021. Prior to joining the Phillies, Preston spent five seasons (2017-21) with the San Diego Padres, most recently as coordinator of major league advance scouting and game planning after serving as manager of scouting for three years. In his role with the Padres, he headed up information distribution to the pitchers, working with both the research and development department and the coaching staff.

A first-round selection (31st overall) by the Los Angeles Dodgers in the June 2006 draft, Preston subsequently spent six seasons playing in their minor league system as an infielder and outfielder.

Following his playing time, he enrolled at Lamar University in Texas, where he served as captain of their NCAA Division I basketball team. He graduated from Lamar in 2016 with a bachelor's degree in communications and a minor in business.

Born in Englewood, N.J., and raised in Evansville, Ind., he is the son of Don Mattingly, who played 14 years in the major leagues for the New York Yankees and has spent the past 11 seasons as manager of the Dodgers (2011-15) and Miami Marlins (2016-present). Preston currently lives in Clearwater, Fla.

BASEBALL PERSONNEL



LEE McDANIEL
Director, Minor League Operations

Lee McDaniel was named director of minor league operations in February 2012. His responsibilities include serving as a point person for player development business operations/administration for seven minor league affiliates. He also supervises Florida baseball operations at the Carpenter Complex in Clearwater, Fla., including the coordination of minor league spring training, extended spring training, the Florida Complex League affiliate and Florida Instructional League. Additionally, he directs international business operations for the Phillies academies in the Dominican Republic and Venezuela. Lee also manages minor league player and staff travel services throughout the season.

Lee began his professional baseball career as an operations intern with the Phillies rookie-level affiliate in Martinsville, Va., in the Appalachian League in 1990. He then served as assistant general manager for the Asheville Tourists of the South Atlantic League from 1991-92 while also attending graduate school at Ohio University in the offseason. Lee returned to the Appalachian League as GM for the Martinsville Phillies from 1993-95. In 1995, he joined the Phillies Florida operations staff as assistant GM for the Clearwater Phillies. He was promoted to general manager of the Clearwater Phillies in January 1997, to assistant director of Florida operations in January 2000 and to assistant director, minor league operations in 2008 before assuming his current position.

In 2018, Lee was the recipient of the Richie Ashburn & David Montgomery Special Achievement Award, given each year to a member of the Phillies organization who represents the best attributes of the award's namesakes.

Born in Martinsville, Va., Lee currently lives in Odessa, Fla., with his wife Lisa, daughter Riley and son Jason Hall. He has his bachelor's degree from Virginia Tech and earned a master's degree in sports administration from Ohio University in 1993.



ALEX NAKAHARA
Director, Research & Development

Alex Nakahara joined the Phillies in 2017 as a senior quantitative analyst, creating analyses and tools for understanding and visualizing data for the baseball operations department. He was promoted to his current position in November 2021. In this role, Alex oversees baseball research and development, including data visualization and reporting, statistical research and data infrastructure.

Before joining the Phillies, Alex worked for four years at Northrop Grumman as a systems engineer in a variety of roles, including as the lead researcher for several air traffic control research and development projects.

Born in Philadelphia, Alex graduated from the Episcopal Academy in 2006. He received a bachelor's degree in mechanical engineering from the University of Pennsylvania in 2010 and a master's degree from MIT in aeronautics and astronautics in 2012. He and his wife Meg live in South Philadelphia.



MIKE ONDO
Director, Professional Scouting

Mike Ondo was named director of professional scouting in February 2010. He originally joined the Phillies baseball operations department in 1998.

In his role, Mike oversees the pro scouting staff at the major and minor league levels, including postseason advance scouting efforts. He also coordinates the club's preparation for the Rule 5 Draft and from 2010-20 organized the Phillies' annual Prospect Education Program, which took place each January in Philadelphia. During his time with the Phillies, Mike has worked under Dallas Green, Hall of Famer Pat Gillick, Ed Wade, John Vukovich, Ruben Amaro Jr., Matt Klentak, Chuck LaMar, Andy MacPhail, Dave Dombrowski and Paul Owens, among others.

Mike previously spent one year (2009) as pro scouting coordinator and two years (2007-08) as assistant director, minor leagues. For the past 16 years, he has worked closely with the major league coaching staff, compiling advance scouting reports and statistical analysis.

A four-year starting catcher at the University of Scranton, Mike graduated in 1997 with a bachelor's degree in communications. He was born in Pottstown, Pa., and lives in Lumberton, N.J., with his wife Colleen and their three daughters, Abigail, Marissa and Samantha.

BASEBALL PERSONNEL



RAY ROBLES
Director, International Operations

Ray Robles was promoted to director, international operations in February 2022. In this role, Ray leads all international business operations related to the Dominican Republic and Venezuela Academies, while also directing immigration/visa procurement services for foreign players and staff.

Ray originally joined the Phillies in 2010 as administrative assistant, minor league operations. He was promoted to coordinator, international operations in 2013 and to assistant director, international operations in 2017.

Born in Santo Domingo, Dominican Republic, Ray earned his bachelor's degree in business administration from Freed Hardeman University in 2008 and his MBA with a concentration in sports business from Saint-Leo University in 2016. He currently lives in Palm Harbor, Fla., with his wife Melissa and their daughters Ava and Lea.



ROB SEGEDIN
Director, Integrative Baseball Performance

Rob Segedin was named to his current position in February 2021. Previously, the position had been filled in 2020 by current vice president and general manager, Sam Fuld.

During the shortened 2020 season, Rob served as the minor league assistant hitting coordinator after working as a player information assistant in 2019, his first year with the Phillies. In his current role, he works closely with the Phillies athletic training, strength & conditioning and nutrition departments.

Originally a third-round selection by the New York Yankees in the June 2010 draft out of Tulane University, Rob played nine years of professional baseball, including 53 games in the major leagues with the Los Angeles Dodgers over the 2016-17 seasons. Prior to making his major league debut in August 2016, the former infielder/outfielder hit .319 with 23 doubles, 21 home runs and 69 RBI in 103 games for triple-A Oklahoma City. Rob earned his bachelor's degree in finance and management from Tulane and his master's degree in analytics from Indiana University.

Born in Teaneck, N.J., Rob and his wife Robin currently reside in Plantation, Fla. They have three children: Robinson, Roselily and Romeo.



BEN WERTHAN
Director, Baseball Development

Ben Werthan was promoted to director, baseball development in February 2022. In this role, he oversees advance scouting, the club's hitting and pitching development analysts, and major and minor league video. Ben also supports Phillies player evaluation and player procurement processes while working closely with leadership to promote organizational alignment and guide future research.

Originally hired by the Phillies prior to the 2018 season, Ben spent four years as the club's minor league player information coordinator. In this role, he integrated the use of information into all areas of on-field performance and preparation, spending time with each minor league affiliate and the major league club while working closely with Phillies players, coaches, front office staff and the research and development department.

Prior to joining the Phillies, Ben spent seven seasons (2011-17) with the Baltimore Orioles, including six as the advance scouting coordinator. He also assisted with the team's replay challenge operation. In addition to his duties with the Orioles, Ben served as Team Israel's lead advance scout and in-dugout strategy consultant throughout the 2017 World Baseball Classic. He began his career in baseball operations as an intern for the Cincinnati Reds (2008) and Tampa Bay Rays (2009-10).

Born in Washington, D.C., Ben is a 2008 graduate of Dickinson College with a bachelor's degree in psychology. He lives in Philadelphia.



DICKIE NOLES
Employee Assistance Professional

The 2022 season marks Dickie Noles' 31st with the organization after rejoining the Phillies on April 1, 1992. Prior to his work as the employee assistance professional, he spent four years in the community relations department.

Dickie pitched for parts of 11 major league seasons with the Phillies (1979-81; 1990), Chicago Cubs (1982-84; 1987), Texas Rangers (1984-85), Cleveland (1986), Detroit Tigers (1987) and Baltimore Orioles (1988) and finished his career at 36-53 with 11 saves and a 4.56 ERA in 277 games (96 starts). Selected by the Phillies in the fourth round of the June 1975 draft, Dickie was a member of the 1980 World Series champions, pitching in relief.

In 1989, Dickie won the Texas Rangers Community Service Award and in 1992 he was honored as the International Christian Athlete of the Year. Other awards he has won include the Humanitarian of the Year by the Sunshine Foundation in 1997 and the Humanitarian Award from the Philadelphia Sports Writers Association in 2010. In 2019, he won the Richie Ashburn & David Montgomery Special Achievement Award, given annually to a Phillies employee who has demonstrated loyalty, dedication and passion for the game. Dickie was inducted into the All Sports Museum of Southern New Jersey in October 2021.

Dickie was born in Charlotte, N.C., and currently resides in Aston, Pa. He has one daughter, Brittany, and twin sons, Christopher and Nicholas.

MAJOR LEAGUE STAFF



PHIL SHERIDAN
Director, Clubhouse Services

A 1992 graduate of Notre Dame University, Phil Sheridan began with the Phillies right out of college. He spent six seasons (1992-97) in the home clubhouse before becoming an assistant in the visiting clubhouse for one year (1998). He returned to the home side as an assistant in 1999 and spent 10 seasons (2007-16) as manager, home clubhouse before being named manager, clubhouse services in January 2017. He was promoted to his current position in April 2021.

At Notre Dame, Phil was senior student equipment manager on scholarship and during his stay, the Fighting Irish participated in two Orange Bowls (1990 and 1991) and one Sugar Bowl (1992). He remains a member of the school's Monogram Club.

Born in Philadelphia, Phil lives in Springfield, Pa., with his wife Jenn. He has five sons, Luke Thomas, Dylan Charles, Connor James, Grady Philip and Shane William, and four daughters, Samantha Marie, Mackenzie Lynn, Ryan Elizabeth and Casey Ann. Phil is a 1988 graduate of Malvern Prep.



DAN O'ROURKE
Manager, Equipment and Umpire Services

Dan O'Rourke returned to the Phillies organization in 2001, making 2022 his 22nd season in the clubhouse (he previously worked for the Phillies as a batboy and clubhouse attendant from 1985-90). He served as assistant clubhouse manager before being named to his current position in 2007.

Prior to rejoining the Phillies, Dan spent 10 years as assistant clubhouse manager for the Houston Astros. During his time with Houston, he was a member of the Phillies' 1996 All-Star Game clubhouse staff.

Dan was born in Philadelphia, Pa. He and his wife Lisa live in Cherry Hill, N.J. They have two daughters, Darby Ann and Megan Ruth, and one son, Daniel Thomas. Dan is a 1984 graduate of Northeast High School.



KEVIN STEINHOOR
Manager, Visiting Clubhouse

The 2022 season is Kevin Steinhour's 42nd year in professional baseball and his 34th with the Phillies. He began his career helping out in the clubhouse and as batboy, from 1981-87, for single-A Springfield in the Cardinals organization before serving as equipment manager for triple-A Louisville during the 1988 and 1989 seasons.

Kevin joined the Phillies in September 1989 as the assistant equipment manager. In 1992, he was made the visiting clubhouse manager, a position he has held since. In 2007, Kevin was named the Visiting Clubhouse Manager of the Year as voted by the MLB equipment managers and visiting clubhouse managers.

Kevin was born in Springfield, Ill. He and his wife Tina live in Tabernacle, N.J. They have two daughters, Kylie Rae and Brooke Alexa, and two sons, Jake Richard and Brett Andrew. Kevin is a 1986 graduate of Springfield-Lanphier High School, the same school that produced Phillies Hall of Famer Robin Roberts.

MAJOR LEAGUE STAFF



JAMESON HALL
Manager, Team Travel

Jameson Hall was promoted to manager, team travel in March 2021. He first took over the club's travel responsibilities in January 2018, when he was named coordinator, team travel.

Jameson originally joined the Phillies in 2008 as a premium services gameday employee. He continued in that role for two more seasons while also serving as a ticket services representative in the Phillies Phone Center, and then spent the 2011 season as a season and group sales representative. In 2012, Jameson was hired full time in the community outreach department, where he spent six years, the last two as coordinator, community outreach and charity events, before moving over to the baseball operations department.

Born and raised in Broomall, Pa., Jameson earned a bachelor's degree in sport management from James Madison University in 2010. He currently lives in Hockessin, Del., with his fiancée Danielle.



CHRIS WHITING
Major League Video Coordinator

Chris Whiting joined the Phillies as major league video coordinator for 2022 after spending six seasons with the New York Yankees as video manager (2016-17), assistant video coordinator, player development (2018-19) and, most recently, video coordinator, player development (2020-21).

In his role, Chris oversees the implementation and utilization of regular and high-speed video at the major league level, as well as facilitates the coaching efforts of the major league staff, collaborates with the advance scouting department and provides guidance to the minor league video coordinator.

Chris began his career as a Florida operations intern for the Pittsburgh Pirates in 2012, moving into roles as minor league video intern (2013), minor league video assistant (2014) and major league video assistant (2015) with the club. He also served as an operations manager for the Arizona Fall League in 2014.

Born in Coxsackie, N.Y., Chris graduated from the University of Massachusetts–Amherst with a bachelor's degree in sport management. He currently resides in Tampa, Fla.

SPECIAL ADVISOR



MIKE SCHMIDT
Special Advisor

Arguably the greatest third baseman to ever play in the major leagues – and the greatest player in Phillies history – Mike Schmidt returned to the organization in 2002 as a special instructor, a role he held through the 2018 season before being named special advisor.

Following his 18-year playing career (1972-89), spent entirely with the Phillies, Mike was elected to the National Baseball Hall of Fame in 1995 with 96.5% of the votes, becoming the 26th player elected on the first ballot. He led the National League in home runs a record eight times; RBI, four times; slugging percentage, five times; and on-base percentage and total bases, three times.

When he retired, Mike was ranked seventh on MLB's all-time home run list (548) and will enter the 2022 season ranked 16th, with Miguel Cabrera the closest active player (28th all-time with 502 homers). Mike holds the career record for a third baseman in home runs (509) and set the major league record for homers in a season by a third baseman with 48 in 1980, which stood until it was broken in 2007 by Alex Rodriguez (52).

A 12-time NL All-Star during his career, Mike won three NL MVP Awards (1980, 1981 & 1986), six Silver Slugger Awards and 10 Gold Gloves, while also being named the MVP of the 1980 World Series.

In 2014, Mike began working as a broadcaster on Phillies telecasts during home Sunday games. From 2015-18, he worked Saturdays as well. He spent the 1990 season as a Phillies broadcaster and, in 2004, managed single-A Clearwater, his first stint as a full-time manager or coach at any level, leading the club to a 55-81 record. In 2009, he served as third base coach for Team USA in the World Baseball Classic.

Mike was born in Dayton, Ohio, and currently lives in Jupiter, Fla., with his wife Donna.



MEDICAL PERSONNEL



PAUL BUCHHEIT
Head Athletic Trainer

Paul Buchheit was hired by the Phillies as head athletic trainer in November 2019. He previously spent 16 years in the Boston Red Sox organization, the final four (2016-19) as a major league assistant athletic trainer.

In his first year with the Phillies, Paul was tasked with overseeing the implementation and compliance of all COVID-19 protocols, which included testing, screening and contact tracing, among other things.

During Paul's 12 years in Boston's minor league system, he held the positions of head minor league medical coordinator (2014-15) and athletic training coordinator (2012-13). He also spent two seasons as Portland's athletic trainer (2010-11), one with Salem (2009) and three with Greenville (2006-08) after interning with Lowell (2005) and Sarasota (2004). Prior to his time with Boston, Paul, a native of Sioux City, Iowa, worked as an athletic training intern with Sioux City, an independent league baseball team.

Paul graduated from Buena Vista University and received his master's degree in athletic training from the University of Northern Iowa. He is athletic trainer certified and a certified strength and conditioning specialist. He and his wife Allison live in Media, Pa. They have three sons, Hayden, Noah and Nash, and one daughter, Heidi.

PHILLIES ATHLETIC TRAINERS

Leo Miller	1941-45
Dusty Cooke	1946-47
Frank Wiechec	1948-62
Joe Liscio	1963-68
Don Seger	1969-80
Jeff Cooper	1981-2006
Scott Sheridan	2007-19
Paul Buchheit	2020-present



AARON HOBACK
Assistant Athletic Trainer

Aaron Hoback is in his third season as an assistant athletic trainer with the Phillies.

Prior to being hired by the Phillies, Aaron spent 13 years in the Milwaukee Brewers organization working as the athletic trainer with rookie-level Helena (2007-08), single-A Wisconsin (2009), double-A Huntsville (2010-12), triple-A Nashville (2013-2014), triple-A Colorado Springs (2015-2018) and triple-A San Antonio (2019).

Aaron graduated from Western Illinois University in 2005 with a bachelor's degree in kinesiology. He served as a graduate assistant athletic trainer for the Wichita State baseball team in 2006 and also served as an intern athletic trainer with the St. Louis Cardinals (2004 & 2005) and St. Louis Rams (2004). He is certified as an athletic trainer, corrective exercise specialist & performance enhancement specialist (National Academy of Sports Medicine), fascial distortion model (total body), certified kinesiotape practitioner, functional range release (UE), and Level 1 MovNat instructor.

Aaron was born in Springfield, Mo., and resides in St. Louis, Mo., with his wife Kathryn and son Wesley.



JOE RAUCH
Assistant Athletic Trainer

Joe Rauch was hired by the Phillies in January 2015 and worked five years as the minor league athletic training and rehabilitation coordinator before being promoted to major league physical therapist in January 2020. He was promoted to his current position in February 2022. Prior to joining the Phillies, he had worked for NovaCare Rehabilitation in Philadelphia and was the physical therapist for LaSalle University Athletics.

Before coming to Philadelphia, Joe spent five years at the University of Cincinnati, most recently as the trainer for the athletics department and director of rehabilitation for the Bearcats' football, basketball and baseball teams.

Joe is a 2005 graduate of the University of Pittsburgh with a bachelor's degree in rehabilitation science and a concentration in athletic training. In 2009, he received his DPT from Widener University in Chester, Pa. He completed a student rotation at Champion Sports Medicine in Birmingham, Ala., and was then accepted into the NovaCare/University of Cincinnati Sports Physical Therapy Residency Program, which he completed in 2010. In 2014, he became a Board-Certified Sports Physical Therapist.

Joe has been published multiple times and has spoken at various continuing education meetings including APTA CSM and ASMI Baseball Course. Born in Columbus, Ohio, he currently resides in Clearwater, Fla.

MEDICAL PERSONNEL



CHRISTIAN BERMUDEZ

Assistant Athletic Trainer

Christian Bermudez joined the major league staff as assistant athletic trainer in February 2022 after spending one season as the athletic trainer for the Phillies' triple-A affiliate at Lehigh Valley.

Prior to joining the Phillies, Christian spent eight years with the Houston Astros, beginning in 2013 with their Gulf Coast League affiliate. He spent the next three years (2014-16) with the club's Dominican Summer League teams, then served as the Astros' Latin American medical coordinator in 2017. He worked with the Carolina League champion Buies Creek club in 2018 before joining Corpus Christi the following year. With no minor league season in 2020, he assisted in the operations of Houston's alternate site.

Born in San Juan, P.R., Christian graduated from the University of South Florida in 2012 with a bachelor's degree in athletic training. He currently resides in Clermont, Fla., with his fiancée Daisy and his two children, Keylis and Xavier.



MORGAN GREGORY

Director of Strength and Conditioning and Nutrition

Morgan Gregory was hired by the Phillies as director of strength and conditioning and nutrition in November 2021. He spent the previous nine seasons in the Cincinnati Reds organization, where he most recently served as assistant director of strength and conditioning. From 2018-20, he was Cincinnati's strength and conditioning coordinator. Before that, he spent the 2016 and 2017 seasons as the assistant strength and conditioning coordinator, working mainly with players rehabilitating injuries and with the Latin American Academy. He started his career with the Reds as a strength and conditioning coach for Dayton (2013-14) and Daytona (2015).

Morgan graduated from Carson-Newman College with a bachelor's degree in exercise science in 2011 and earned his master's degree in performance enhancement and injury prevention from the California University of Pennsylvania in 2014. He resides in Goodyear, Ariz.



FUREY LEVA

Assistant Major League Strength & Conditioning Coach

A Philadelphia native, Furey Leva joined the Phillies in January 2017 after four years as a member of the Pittsburgh Pirates player development staff. He served as the minor league strength and conditioning coordinator before being named to his current position in November 2021.

Furey worked as a strength coach at four minor league stops for the Pirates: triple-A Indianapolis, double-A Altoona and single-A Bradenton and Jamestown. At the amateur level, he spent one year (2013) as the assistant strength coach for Temple University football and two years (2012-13) as the head baseball strength coach for North Penn High School.

Furey is a 2012 graduate of Temple University, where he received his Bachelor of Science. His certifications include certified strength & conditioning specialist (CSCS), registered strength and conditioning coach (RSCC) and also USA-Weightlifting Level 1 (USAW). Furey serves on the Professional Baseball Strength and Conditioning Society's executive board as the minor league representative for the National League. He resides in Palm Harbor, Fla., with his wife MiKayla.



SAMANTHA MYERS

Medical Operations Liaison

Samantha Myers was promoted to medical operations liaison in February 2022. In this newly created position, she will help perform various administrative duties at both the major and minor league levels, while providing flexibility to the organization's player care plans in the greater Philadelphia area.

She originally joined the Phillies in 2020 as an athletic trainer assigned to the academy in the Dominican Republic. Before that, she spent the 2019 season as an assistant athletic trainer with double-A Binghamton and 2018 as an athletic training student with triple-A Sacramento.

Samantha was born in Walnut Creek, Calif., and currently resides in Pittsburg, Calif. She is a 2018 graduate of Sacramento State University with a degree in kinesiology and athletic training and attained her master's degree in applied exercise science and human movement science from Concordia University.

MEDICAL PERSONNEL



MICHAEL G. CICCOTTI, MD Director of Medical Services

The 2022 season is Dr. Ciccotti's 24th with the Phillies. He is a graduate of the College of the Holy Cross in Worcester, Mass., and Georgetown University School of Medicine in Washington, D.C.

Dr. Ciccotti completed an orthopaedic residency training at Thomas Jefferson University Hospital followed by a fellowship in sports medicine at the Kerlan-Jobe Sports Clinic in Los Angeles, Calif. While in LA, he served as assistant team physician for all the Los Angeles professional sports teams and the University of Southern California athletic program.

He returned to the Rothman Institute and Thomas Jefferson University, where he is the Everett J. and Marian Gordon Professor of Orthopaedic Surgery, Chief of the Division of Sports Medicine and the

Director of the Sports Medicine Fellowship Program. Dr. Ciccotti has served as orthopaedic consultant for the U.S. Women's National Soccer Team, Philadelphia Flyers and Philadelphia Eagles. In addition to the Phillies, Dr. Ciccotti also currently serves as head team physician for St. Joseph's University and senior orthopaedic consultant for the Philadelphia 76ers. He has served as president of the Major League Baseball Team Physicians Association and was honored with the 20-Year Service Award from the Professional Baseball Athletic Trainers Society (PBATS) in 2017.

He currently serves as the chairman emeritus of the Major League Baseball Medical Advisory Committee, the past president of the Board of Directors for the internationally recognized Orthopaedic Learning Center Surgical Skills Lab and 49th president of the American Orthopaedic Society for Sports Medicine. He recently was bestowed the prestigious George D. Rovere Award for Lifetime Contribution to Sports Medicine Education, the Dick Vermeil Lifetime Achievement Award for his Outstanding Contributions to Sports Medicine and the Joseph S. Torg Award from the Philadelphia Sports Congress for Outstanding Educational Contribution to Sports Medicine. He has authored numerous articles, original research and textbooks, and has lectured extensively regionally, nationally and internationally on the full spectrum of sports medicine. He has been consistently recognized as one of the "Top Sports Medicine Doctors" in Philadelphia as well as one of the "Best Doctors" in America.

Dr. Ciccotti was born in Scranton, Pa. He and his wife Patricia live in Haverford, Pa., with their four children, Michael, Matthew, Emily and Caroline.



STEVEN B. COHEN, MD Head Team Physician

The 2022 season is Dr. Cohen's 16th with the Phillies and seventh as head team physician. He is a graduate of both Columbia University in New York City and the Robert Wood Johnson Medical School at the University of Medicine and Dentistry of New Jersey. Dr. Cohen completed his orthopaedic residency training at the University of Virginia Health Center followed by a fellowship in sports medicine at the University of Pittsburgh Medical Center. While in Pittsburgh, he assisted in the care of the NFL's Pittsburgh Steelers, the NHL's Pittsburgh Penguins, the University of Pittsburgh and Duquesne University. He returned locally to the Rothman Institute and Thomas Jefferson University, where he is an orthopaedic sports medicine specialist and serves as a professor of orthopaedic surgery

at the Sidney Kimmel Medical College at Thomas Jefferson University and co-director of the sports medicine research program at Rothman Orthopaedics. He was named as a Top Doctor Rising Star by *Philadelphia Magazine* in 2009 and annually a Top Doctor by *Main Line Today* magazine.

In addition to the Phillies, Dr. Cohen also currently serves as the team orthopedist for the Philadelphia Flyers and team physician for St. Joseph's University, Immaculata University, Neumann University, Penncrest High School, Community Academy of Philadelphia, and Sacred Heart Academy. He also serves on the Executive Committee for the Major League Baseball Team Physicians Association and was the medical director of the Philadelphia Marathon for 10 years.

Dr. Cohen was born in Philadelphia and attended Cherry Hill West High School. He and his wife Kathleen live in Media, Pa., with their three children, Alexa, William and Tyler.



JEREMY D. CLOSE, MD Team Physician

Dr. Close joined the medical staff of the Phillies prior to the 2015 season. He is a graduate of Colorado College in Colorado Springs, Colo., and Jefferson Medical College in Philadelphia. Dr. Close completed his family medicine residency training at Thomas Jefferson University in Philadelphia, followed by a fellowship in primary care sports medicine.

At Thomas Jefferson University, Dr. Close serves as an associate professor of family medicine and director of the primary care sports medicine fellowship. He is a consultant for the Rock School and University of the Arts and is the vice president of the Athlete Health Organization, which provides free comprehensive sports physicals to underserved student athletes. He is also a member of the American

Academy of Family Physicians, American Medical Society of Sports Medicine and the American College of Sports Medicine and remains involved in sports research and writing.

Dr. Close was born in Aspen, Colo. He and his wife Kristine live in Haddonfield, N.J., with their two children, Colin and Kate.

CLUB AMBASSADORS



GARY MATTHEWS

Club Ambassador

One of the most memorable personalities in Phillies history, Gary Matthews – known simply as “The Sarge” – was named a club ambassador following the 2013 season. In his role, Gary works with the Phillies community outreach program in charitable endeavors, as well as visiting suites at Citizens Bank Park during games and attending sponsorship events.

Before being named to his current position, Gary spent seven seasons as a color analyst for Phillies broadcasts. His previous broadcasting experience included two seasons as a radio broadcaster for the Toronto Blue Jays (2000-01) and serving as a baseball analyst on Headline Sports Television, a Canadian cable network based in Toronto.

The former outfielder played 16 seasons in the majors, including three with the Phillies (1981-83). He was the Most Valuable Player of the 1983 National League Championship Series when the Phillies defeated the Los Angeles Dodgers to advance to the World Series. He also played for the San Francisco Giants (1972-76), Atlanta Braves (1977-80), Chicago Cubs (1984-87) and finished his playing career with the Seattle Mariners in 1987. For his career, Gary hit .281 with 234 home runs, 978 RBI and 183 stolen bases in 2,033 games.

Gary won the NL Rookie of the Year Award in 1973 and was a member of the 1979 NL All-Star team. He appeared in the NL Division Series with the Phillies in 1981, the NLCS and World Series with the Phillies in 1983 and the NLCS with the Cubs in 1984.

Following his playing career, Gary worked in private industry before joining the Cubs organization as a minor league hitting instructor (1995-97). He spent seven seasons as a major league coach: Toronto Blue Jays hitting coach, 1998-99; Milwaukee Brewers hitting coach, 2000; and Cubs hitting coach, 2003-04, and first base coach, 2005-06.

Gary was drafted by the Giants out of San Fernando High School in June 1968, the 17th player selected overall. His son Gary Jr. played in the majors with seven different teams.

Born in San Fernando, Calif., Gary lives in Atlanta, Ga. He has five children, Gary Jr., Delvon, Dustin, Dannon and Paige, and one grandson, Denver.



MICKEY MORANDINI

Club Ambassador

Mickey Morandini took on the role of club ambassador in 2018. He had spent the previous two years with the team as first base coach and baserunning instructor.

Prior to joining the major league staff, Mickey spent five years in the Phillies minor league system as a coach for triple-A Lehigh Valley and double-A Reading and manager for single-A Lakewood and single-A Williamsport. He also spent four years as head coach for the Valparaiso High School varsity baseball team.

A 1995 National League All-Star, Mickey played nine of his 11 major league seasons (1990-2000) with the Phillies and was a member of the 1993 NL champions. He ranks fourth in Phillies history in most games played at second base (926) and was the recipient of the Paul Owens Award in 1989 as the best player in the Phillies minor league system. Mickey was originally selected by the Phillies in the fifth round of the June 1988 draft out of Indiana University. As an amateur, he won a gold medal as a member of the 1988 Olympic baseball team.

Born in Leechburg, Pa., Mickey and his wife Peg live in Glen Mills, Pa. They have three sons: Jordan, Griffin and Braydon.



MILT THOMPSON

Club Ambassador

An outfielder for the 1993 National League champs and hitting coach for the 2008 World Series champions, Milt Thompson returned to the Phillies organization as a club ambassador in March 2022. In this role, he serves as a club resource for community outreach with an emphasis on youth baseball and softball development, working with the Phillies RBI program and the Phillies Urban Youth Academy.

Milt previously served the Phillies as major league hitting coach (2005-10) following one season as first base coach (2004). From 2005-09, Milt guided Phillies hitters to the NL lead in home runs, RBI, runs, extra-base hits and total bases. He also served as a coach on the NL All-Star team in 2009.

Originally drafted by the Atlanta Braves out of Howard University in 1979, Milt played 18 years of professional baseball, including 13 seasons in the majors with the Braves (1984-85), Phillies (1986, 1993-94), St. Louis Cardinals (1989-92), Houston Astros (1994-95), Los Angeles Dodgers (1996) and Colorado Rockies (1996). He hit .313 with six RBI in 1993 World Series and set a Phillies record with five RBI in Game 4 at Veterans Stadium.

Milt began his coaching career in 1997 as minor league outfield/baserunning coordinator for Tampa Bay before joining the Phillies minor league system as a coach at Reading (1998-99) and outfield/baserunning coordinator (2001-03). He was inducted into the All Sports Museum of Southern New Jersey in October 2021.

Born in Washington, D.C., Milt currently lives in Sewell, N.J. with his wife Carole. He has four daughters: Torri, Jennifer, Courtney and Alyssa.

2022 PHILLIES





JOE GIRARDI

25

@joegirardi

B-T: R-R

HT: 5-11; **WT:** 195

OPENING DAY AGE: 57

BORN: October 14, 1964

HOMETOWN: Peoria, IL

RESIDES: Boca Raton, FL

CONTRACT STATUS: Signed a three-year contract, 10/24/19, taking him through 2022, with a club option for 2023

Manager

MANAGING/COACHING CAREER

- Named the 55th manager of the Phillies on 10/24/19
- On 8/26/20 at WSH, earned the 1,000th victory of his managerial career in his 1,808th game, becoming the 16th-fastest manager in MLB history to reach 1,000 career wins, and the fastest since Davey Johnson in 1999 (1,000th win in his 1,738th game)
- Was just the fourth manager ever to earn his 1,000th career victory while at the helm of the Phillies, joining Charlie Manuel (1,000 on 8/12/2013), Steve O'Neil (1,000 on 4/14/1954) and Harry Wright (1,000 on 9/30/1893)
- Previously managed NYY (2008-17) and FLA (2006)
- Managed NYY to six playoff berths in 10 years, including the 2009 World Series, NYY's 27th franchise championship
- During his 10 years as NYY's manager, NYY had the most wins (910), most home runs (2,019) and best fielding percentage (.986) among all MLB teams and scored the 2nd-most runs (7,819; BOS: 8,042)
- Earned the 900th win of his managerial career, 4/10/17 vs TB
- Managed NYY to its 10,000th franchise win on 10/1/15 vs BOS; the win also clinched a Wild Card berth
- Won BBWAA and *The Sporting News* Manager of the Year honors for 2006 after leading FLA to a 78-84 record
- At the age of 41, was the youngest manager in FLA's team history
- Served as NYY's bench coach to Hall of Fame manager Joe Torre in 2005, his first ML coaching assignment
- Has 43 career ejections as a ML manager, including one in the postseason (last: 9/17/21 at NYM)

PLAYING CAREER

- Selected by CHI in the 5th round of the June 1986 draft when Dallas Green was the GM
- Played 18 professional seasons, including parts of 15 in the major leagues
- Made his ML debut against the Phillies on 4/4/89 and played his first road game at Veterans Stadium
- On 8/7/91, in his first game back after missing nearly four months with a strained lower back, suffered a broken nose in a home plate collision with the Phillies' John Kruk at Veterans Stadium
- Selected by COL with the 19th pick in the 1992 Expansion Draft from CHI
- Was a member of three World Series-winning teams with NYY (1996; 1998-99)
- He and Hall of Famer Yogi Berra are the only NYY catchers to be behind the plate for two regular-season no-hitters; Girardi caught Dwight Gooden's no-hitter on 5/14/96 vs SEA and David Cone's perfect game on 7/18/99 vs MTL; Berra caught both of Allie Reynolds' no-hitters in 1951
- Made the 2000 NL All-Star team in his second stint with CHI

PERSONAL

Joseph Elliott Girardi... Married Kim Innocenzi (12/17/89); has three children: son Dante and daughters Serena and Lena... 1982 graduate of Spalding Institute (IL), where he was an All-State selection in baseball... 1986 graduate of Northwestern University (IL) with a bachelor's degree in industrial engineering... Was a three-time Academic All-American and two-time All-Big 10 selection at catcher... Was elected to the College Sports Information Directors Hall of Fame on 7/1/07, becoming the first former major leaguer to be enshrined... Received the 2007 Distinguished Alumni Award from the Northwestern University Department of Industrial Engineering and Management Sciences... Received the NCAA Silver Anniversary Award on 1/14/10, recognizing the personal achievements of a college graduate 25 years following their collegiate athletic career... Established his own charity, Catch 25, which is dedicated to providing support to families and individuals across the country who have been challenged with ALS, Alzheimer's, cancer and fertility issues... Catch 25 provides assistance through scholarships, financial aid and charitable donations and is devoted to serving children and adults that may not otherwise have the financial and emotional support they need... His father, Jerry, passed away in 2012 following a long bout with Alzheimer's... Hosted the "Remember When, Remember Now" benefit along with Michael Kay in New York City, helping raise funds for his charity and Alzheimer's research... During his final two seasons (2016-17) as NYY's manager, regularly wore the T-shirts of over 150 charitable organizations during his pregame press conferences at Yankee Stadium, drawing attention to the causes they benefit... His wife, Kim, hosted several charitable events at Yankee Stadium, including fundraisers for stomach cancer research in which fans could purchase blue hair extensions and mohawks... Following his retirement as a player, joined the YES Network as an analyst and won an Emmy Award for hosting the network's "Kids on Deck" series... Rejoined YES in 2007, working as an analyst... Worked with FOX during the regular season and postseason in 2007... Was a member of ESPN Radio's team for the 2003 NL Division Series... Served as an in-studio analyst for MLB Network as well as a color commentator for MLBN's weekly Showcase Game during the 2018-19 seasons... Joined Fox Sports' regular-season game coverage as an analyst for the 2019 season

JOE GIRARDI'S MANAGERIAL RECORD

YEAR	CLUB	LEAGUE	W-L	POSITION
2006	FLORIDA	NATIONAL	78-84	4th
2008	NEW YORK	AMERICAN	89-73	3rd
2009	NEW YORK	AMERICAN	103-59	1st
2010	NEW YORK	AMERICAN	95-67	2nd
2011	NEW YORK	AMERICAN	97-65	1st
2012	NEW YORK	AMERICAN	95-67	1st
2013	NEW YORK	AMERICAN	85-77	T-3rd
2014	NEW YORK	AMERICAN	84-78	2nd
2015	NEW YORK	AMERICAN	87-75	2nd
2016	NEW YORK	AMERICAN	84-78	4th
2017	NEW YORK	AMERICAN	91-71	2nd
2020	PHILLIES	NATIONAL	28-32	3rd
2021	PHILLIES	NATIONAL	82-80	2nd
ML	Totals		1098-906	.548

GIRARDI'S POSTSEASON MANAGERIAL RECORD

YEAR	CLUB	TITLE	W-L
2009	NEW YORK	World Champions	11-4
2010	NEW YORK	Wild Card winners	5-4
2011	NEW YORK	AL East Champions	2-3
2012	NEW YORK	AL East Champions	3-6
2015	NEW YORK	Wild Card winners	0-1
2017	NEW YORK	Wild Card winners	7-6
Postseason	Totals		28-24

GIRARDI'S ALL-STAR MANAGERIAL RECORD

YEAR	CLUB	W-L
2010	AMERICAN	Lost 3-1
ASG	Totals	0-1

GIRARDI'S CAREER STATISTICS

YEAR	CLUB	AVG	G	AB	R	H	2B	3B	HR	RBI	SH	SF	HP	BB	SO	SB	CS	OBP	SLG	OPS	E
1986	Peoria	.309	68	230	36	71	13	1	3	28	2	3	3	17	36	6	3	.360	.413	.773	5
1987	Winston-Salem	.280	99	364	51	102	9	8	8	46	2	1	2	33	64	9	2	.343	.415	.757	18
1988	Pittsfield	.272	104	357	44	97	14	1	7	41	2	2	3	29	51	7	4	.330	.375	.705	6
1989	CHICAGO-NL	.248	59	157	15	39	10	0	1	14	1	1	2	11	26	2	1	.304	.331	.635	7
	Iowa	.245	32	110	12	27	4	2	2	11	0	0	0	5	19	3	1	.278	.373	.651	1
1990	CHICAGO-NL	.270	133	419	36	113	24	2	1	38	4	4	3	17	50	8	3	.300	.344	.644	11
1991	CHICAGO-NL	.191	21	47	3	9	2	0	0	6	1	0	0	6	6	0	0	.283	.234	.517	3
	Iowa+	.222	12	36	3	8	1	0	0	4	1	0	0	4	8	2	0	.300	.250	.550	3
1992	CHICAGO-NL	.270	91	270	19	73	3	1	1	12	0	1	1	19	38	0	2	.320	.300	.620	4
1993	COLORADO	.290	86	310	35	90	14	5	3	31	12	1	3	24	41	6	6	.346	.397	.743	6
	Colo. Springs	.484	8	31	6	15	1	1	1	6	0	0	0	0	3	1	0	.484	.677	1.161	1
1994	COLORADO	.276	93	330	47	91	9	4	4	34	6	2	2	21	48	3	3	.321	.364	.685	5
1995	COLORADO	.262	125	462	63	121	17	2	8	55	12	1	2	29	76	3	3	.308	.359	.667	10
1996	NEW YORK-AL	.294	124	422	55	124	22	3	2	45	11	3	5	30	55	13	4	.346	.374	.720	3
1997	NEW YORK-AL	.264	112	398	38	105	23	1	1	50	5	2	2	26	53	2	3	.311	.334	.645	5
1998	NEW YORK-AL	.276	78	254	31	70	11	4	3	31	8	1	2	14	38	2	4	.317	.386	.703	3
1999	NEW YORK-AL	.239	65	209	23	50	16	1	2	27	8	2	0	10	26	3	1	.271	.354	.626	8
2000	CHICAGO-NL	.278	106	363	47	101	15	1	6	40	6	3	3	32	61	1	0	.339	.375	.714	5
2001	CHICAGO-NL	.253	78	229	22	58	10	1	3	25	2	1	0	21	50	0	1	.315	.345	.660	0
2002	CHICAGO-NL	.226	90	234	19	53	10	1	1	13	5	1	0	16	35	1	0	.275	.291	.565	6
2003	Peoria	.111	3	9	0	1	0	0	0	1	0	0	1	0	2	0	0	.200	.111	.311	0
	Tennessee	.400	3	10	0	4	0	0	0	1	0	0	1	0	0	0	1	.455	.400	.855	0
	Memphis	.292	18	65	3	19	1	0	0	4	0	0	1	5	6	0	0	.352	.308	.660	0
	ST. LOUIS	.130	16	23	1	3	0	0	0	1	0	0	0	3	4	0	0	.231	.130	.361	1
Minors Totals		.284	323	1128	152	320	42	13	21	136	7	6	7	88	181	28	10	.339	.393	.732	34
AL Totals		.272	379	1283	147	349	72	9	8	153	32	8	9	80	172	20	12	.317	.361	.678	19
NL Totals		.264	898	2844	307	751	114	17	28	269	49	15	16	199	435	24	19	.314	.346	.660	58
ML Totals		.267	1277	4127	454	1100	186	26	36	422	81	23	25	279	607	44	31	.315	.350	.666	77

+ Rehab assignment

GIRARDI'S DIVISION SERIES STATISTICS

YEAR	CLUB, OPP	AVG	G	AB	R	H	2B	3B	HR	RBI	SH	SF	HP	BB	SO	SB	CS	OBP	SLG	OPS	E
1995	COL, ATL	.125	4	16	0	2	0	0	0	0	0	0	0	0	2	0	0	.125	.125	.250	1
1996	NY, TEX	.222	4	9	1	2	0	0	0	0	0	0	0	4	1	0	0	.462	.222	.684	0
1997	NY, CLE	.133	5	15	2	2	0	0	0	0	1	0	0	1	3	0	0	.188	.133	.321	0
1998	NY, TEX	.429	2	7	0	3	0	0	0	0	0	0	0	1	0	0	0	.429	.429	.857	0
1999	NY, TEX	.000	2	6	0	0	0	0	0	0	0	0	0	0	1	0	0	.000	.000	.000	0
DS	Totals	.170	17	53	3	9	0	0	0	0	1	0	0	5	8	0	0	.241	.170	.411	1

GIRARDI'S LEAGUE CHAMPIONSHIP SERIES STATISTICS

YEAR	CLUB, OPP	AVG	G	AB	R	H	2B	3B	HR	RBI	SH	SF	HP	BB	SO	SB	CS	OBP	SLG	OPS	E
1989	CHC, SF	.100	4	10	1	1	0	0	0	0	1	0	0	1	2	0	0	.182	.100	.282	0
1996	NY, BAL	.250	4	12	1	3	0	1	0	0	0	0	0	1	3	0	0	.308	.417	.724	0
1998	NY, CLE	.250	3	8	2	2	0	0	0	0	0	0	1	0	0	0	0	.333	.250	.583	0
1999	NY, BOS	.250	3	8	0	2	0	0	0	0	0	0	0	2	0	0	0	.250	.250	.500	0
LCS	Totals	.211	14	38	4	8	0	1	0	0	1	0	0	3	7	0	0	.268	.263	.531	0

GIRARDI'S WORLD SERIES STATISTICS

YEAR	CLUB, OPP	AVG	G	AB	R	H	2B	3B	HR	RBI	SH	SF	HP	BB	SO	SB	CS	OBP	SLG	OPS	E
1996	NY, ATL	.200	4	10	1	2	0	1	0	1	1	0	0	1	2	0	0	.273	.400	.673	0
1998	NY, SD	.000	2	6	0	0	0	0	0	0	0	0	0	2	0	0	0	.000	.000	.000	0
1999	NY, ATL	.286	2	7	1	2	0	0	0	0	1	0	0	0	1	0	0	.286	.286	.571	0
WS	Totals	.174	8	23	2	4	0	1	0	1	2	0	0	1	5	0	0	.208	.261	.469	0

GIRARDI'S ALL-STAR GAME STATISTICS

YEAR	CLUB, SITE	AVG	G	AB	R	H	2B	3B	HR	RBI	SH	SF	HP	BB	SO	SB	CS	OBP	SLG	OPS	E
2000	NL, ATL																				

Did not play



BEST WINNING PCT, ACTIVE ML MANAGERS (min. 500 games managed)


1. Dave Roberts .622
2. Aaron Boone .601
3. **JOE GIRARDI .548**

MOST WINS, ACTIVE ML MANAGERS

1. Tony La Russa 2,821
2. Dusty Baker 1,987
3. Terry Francona 1,782
4. Buck Showalter 1,551
5. Joe Maddon 1,355
6. Bob Melvin 1,346
7. **JOE GIRARDI 1,098**

ACTIVE ML MANAGERS WITH A WORLD SERIES CHAMPIONSHIP

- Tony La Russa 1989 (OAK), 2006 & 2011 (STL)
 Terry Francona 2004 & 2007 (BOS)
JOE GIRARDI 2009 (NYY)
 Joe Maddon 2016 (CHI)
 A.J. Hinch 2017 (HOU)
 Alex Cora 2018 (BOS)
 Dave Martinez 2019 (WSH)
 Dave Roberts 2020 (LAD)
 Brian Snitker 2021 (ATL)



ROB THOMSON

59

B-T: R-R
HT: 6-0; **WT:** 200
OPENING DAY AGE: 58
BORN: August 16, 1963, Stratford, Ontario, Canada
RESIDES: Sebringville, Ontario, Canada

2022 PHILLIES

Bench Coach

MANAGING/COACHING CAREER

- Named Phillies bench coach on 12/5/17; also coordinates spring training
- Spent 28 years as member of the NYY organization (1990-2017), including 10 on the ML coaching staff as the bench coach (2008, 2015-17) and 3rd base coach (2009-14)
- Stood in as manager for Joe Girardi for three games in 2008, and was believed to be the first Canadian to manage or stand in to manage a ML game since 1934 (PIT's George "Mooney" Gibson)
- Went 1-2 in those games as manager, although the totals counted toward Girardi's managerial record
- Served as NYY's major league field coordinator in 2007 after spending three seasons (2004-06) as a special assignment instructor
- Was named NYY's director of player development in 2000, holding the position until his promotion to vice president of minor league development prior to 2003
- Moved into NYY's front office as a field coordinator in 1998 after spending two seasons (1996-97) as 3rd base coach for Columbus (AAA)

- Spent the 1995 season as manager of Oneonta (A) in the New York-Penn League after spending five years (1990-94) as a coach in NYY's minor league system
- Joined the NYY organization in 1990 as a 3rd base coach for Fort Lauderdale (A)
- Represented DET at an MLB clinic in 1989
- Coached briefly in DET's minor league system during the 1988 season

PLAYING CAREER

- Selected by DET in the 32nd round of the June 1985 draft
- Played four minor league seasons in DET's farm system from 1985-88
- Played in 136 games as a catcher, 55 at 3rd base, four at 1st base and one each at 2nd base and pitcher

PERSONAL

Robert Lewis Thomson... Married Michele Wilker (2/7/87); has two daughters, Jacqueline and Christina... Played baseball for one year at St. Clair County Community College (MI) before transferring to the University of Kansas... Was a 2019 inductee into the Canadian Baseball Hall of Fame

ROB THOMSON'S CAREER STATISTICS

YEAR	CLUB	AVG	G	AB	R	H	2B	3B	HR	RBI	SH	SF	HP	BB	SO	SB	CS	OBP	SLG	OPS	E
1985	Bristol	.000	2	5	0	0	0	0	0	0	0	0	1	3	0	0	.167	.000	.167	0	
	Gastonia	.187	39	123	7	23	5	0	1	10	1	0	1	8	24	0	2	.242	.252	.494	16
1986	Gastonia	.252	94	298	42	75	11	1	4	38	1	2	2	48	44	1	3	.357	.336	.693	15
	Lakeland	.182	8	22	2	4	1	0	1	4	0	0	0	2	0	0	.182	.364	.545	3	
1987	Lakeland	.228	71	206	21	47	12	0	1	22	6	1	0	25	30	2	0	.310	.301	.611	5
1988	Lakeland	.000	2	7	0	0	0	0	0	0	0	0	0	2	0	0	.000	.000	.000	0	
Minors Totals		.225	216	661	72	149	29	1	7	74	8	3	3	82	105	3	5	.312	.304	.617	39

THOMSON'S MANAGERIAL RECORD

YEAR	CLUB	LEAGUE	W-L	POSITION
1995	Oneonta	New York-Penn	34-41	4th



CALEB COTHAM

65

B-T: R-R

HT: 6-3; **WT:** 215

OPENING DAY AGE: 34

BORN: November 6, 1987, Mt. Juliet, TN

RESIDES: Gordonsville, TN

@ceetwo35

Pitching Coach

COACHING CAREER

- Named Phillies pitching coach on 11/20/20
- Spent two seasons (2019-20) as assistant pitching coach/director of pitching for CIN, his first professional coaching job
- Following the 2016 season, worked in Brentwood, Tenn., as the director of pitching for the Bledsoe Agency

PLAYING CAREER

- Selected by NYY in the 5th round of the June 2009 draft
- Missed the 2010 season due to right shoulder surgery
- Made his ML debut, 7/29/15 at TEX, and posted a 2.35 ERA (2 ER, 7.2 IP) in 10 of his 12 appearances that year
- Traded to CIN, 10/28/15, as part of the Aroldis Chapman trade
- Made his CIN debut, 4/6/16 vs PHI (2.0 IP)
- Pitched 1.0 scoreless inning at Citizens Bank Park, 5/14/16

- Was limited to 23 appearances in 2016 because of inflammation in his right shoulder and a torn lateral meniscus in his right knee; had season-ending microfracture surgery on his knee, 8/2
- Signed by SEA in 2017 to a minor league contract but voluntarily retired during spring training

PERSONAL

Caleb Kent Cotham... Married Candace Hammell (1/12/13)... 2006 graduate of Mt. Juliet High School (TN), where as a junior and senior he was captain of the baseball team, three times All-District, District MVP as a junior, All-Region and All-State as a junior and 9-AAA Tournament MVP as a senior... Was junior class president and a member of the National Junior Honor Society... **Hobbies:** Reading, golfing and fishing

CALEB COTHAM'S CAREER STATISTICS

YEAR	CLUB	W-L	ERA	G	GS	CG	SHO	SV	IP	H	R	ER	HR	HB	BB	SO	WP	BK	AVG
2009	GCL Yankees	0-0	0.00	1	1	0	0	0	2.0	2	0	0	0	0	0	5	0	0	.250
	Staten Island	0-1	4.50	2	2	0	0	0	6.0	5	3	3	1	0	3	8	0	0	.217
2010	Injured - Did not pitch																		
2011	GCL Yankees	0-0	4.50	1	1	0	0	0	2.0	2	2	1	0	0	1	3	0	0	.222
	Staten Island	0-1	1.71	12	0	0	0	0	21.0	21	7	4	1	0	9	29	1	0	.250
2012	Charleston	3-1	2.31	8	8	0	0	0	39.0	32	11	10	1	0	7	32	0	0	.225
	Tampa	2-6	4.48	15	11	0	0	0	62.1	71	33	31	4	3	22	44	2	0	.289
2013	Trenton	2-1	3.72	7	6	0	0	0	29.0	27	13	12	1	2	13	26	1	0	.245
	Scranton/W-B	6-6	5.48	21	17	0	0	0	95.1	115	64	58	11	7	34	60	3	2	.304
2014	Scranton/W-B	0-2	5.40	5	5	0	0	0	18.1	25	14	11	1	0	7	17	1	1	.316
	Trenton	0-2	6.04	5	5	0	0	0	25.1	25	17	17	3	0	13	16	1	0	.269
	GCL Yankees 2	0-0	0.00	2	1	0	0	0	2.1	1	0	0	0	0	0	4	0	0	.125
	GCL Yankees 1	0-0	0.00	2	0	0	0	0	3.2	3	0	0	0	0	1	0	2	0	.214
2015	Tampa	0-0	0.00	4	0	0	0	0	4.1	3	0	0	0	0	0	5	1	0	.200
	Trenton	4-2	2.77	15	0	0	0	1	26.0	20	8	8	1	1	8	31	1	0	.208
	Scranton/W-B	2-2	1.74	20	0	0	1	1	31.0	25	7	6	1	2	5	30	2	0	.216
NEW YORK-AL	1-0	6.52	12	0	0	0	0	9.2	14	7	7	4	0	1	11	0	0	.326	
2016	CINCINNATI	0-3	7.40	23	0	0	0	0	24.1	32	21	20	3	3	12	21	1	0	.323
	Pensacola+	0-0	18.00	2	0	0	0	0	1.0	2	3	2	0	0	1	0	0	0	.333
Minors Totals		19-24	3.98	122	57	0	0	2	368.2	379	182	163	25	16	123	312	13	3	.266
AL	Totals	1-0	6.52	12	0	0	0	0	9.2	14	7	7	4	0	1	11	0	0	.326
NL	Totals	0-3	7.40	23	0	0	0	0	24.1	32	21	20	3	3	12	21	1	0	.323
ML	Totals	1-3	7.15	35	0	0	0	0	34.0	46	28	27	7	3	13	32	1	0	.324


+ Rehab assignment



BRIAN KAPLAN

93

B-T: R-R
HT: 5-11; **WT:** 180
OPENING DAY AGE: 40
BORN: March 8, 1982, Poughkeepsie, NY
RESIDES: Jupiter, FL

 @BrianKaplanCSP

2022 PHILLIES

Assistant Pitching Coach & Director of Pitching

COACHING CAREER

- Joined the Phillies staff as assistant pitching coach and director of pitching for 2022, his first season coaching professional baseball
- Spent three seasons as an integrative baseball performance consultant for the Phillies from 2019-21
- Co-founder of Cressey Sports Performance (FL)
- Spent six seasons as head coach at The Benjamin School (FL) from 2012-17
- Served as general manager of the FTB Rockets, a high school travel baseball organization, from 2012-18

PLAYING CAREER

- Former pitcher who played collegiately at the University of Notre Dame (2000-01) and Santa Fe College (2001-02)

PERSONAL

Brian Kaplan... Married Ashley Widmann (12/5/14); has two children, Ellie and Grey... Earned an associate's degree in arts, business and administration from Santa Fe College (FL)...

Hobbies: Surfing, playing golf and spending time with family





DAVE LUNDQUIST

94

B-T: R-R
HT: 6-2; **WT:** 240
OPENING DAY AGE: 48
BORN: June 4, 1973, Beverly, MA
RESIDES: Hickory, NC

Bullpen Coach

COACHING CAREER

- Was named bullpen coach on 1/11/21
- Was added to the ML staff on 11/16/18 as assistant pitching coach, his first ML coaching job
- Spent 11 years on the Phillies player development staff as a pitching coach for Lehigh Valley (AAA, 2016-18), Reading (AA, 2013-15), Clearwater (A, 2009-12) and Lakewood (A, 2008)
- In 2011, Clearwater's staff led the Florida State League in ERA (3.52) and SO (1,117)
- Worked three seasons in PIT's minor league system as a coach for Hickory (A, 2006-07) and Williamsport (A, 2005)

PLAYING CAREER

- Was originally selected by CWS in the 5th round of the June 1993 draft
- Appeared in 37 ML games (all in relief) for CWS (1999) and SD (2001-02)
- Pitched in six games for Hiroshima in Japan in 2003

PERSONAL

David Bruce Lundquist Jr... Married Marla Martin (6/1/96); has three kids: Ally and twins Brynn and Brett... 1991 graduate of Carson City High School (NV)... Attended UNLV (NV) and Cochise Community College (AZ)... **Hobbies:** Fishing, watching movies and spending time with family

DAVE LUNDQUIST'S CAREER STATISTICS

YEAR	CLUB	W-L	ERA	G	GS	CG	SHO	SV	IP	H	R	ER	HR	HB	BB	SO	WP	BK	AVG
1993	GCL White Sox	5-3	3.14	11	10	0	0	0	63.0	70	26	22	0	4	15	40	2	2	.285
1994	Hickory	13-10	3.48	27	27	3	2	0	178.2	170	88	69	15	12	43	133	8	2	.244
1995	South Bend	8-4	3.58	18	18	5	1	0	118.0	107	54	47	4	5	38	60	3	0	.244
1996	Prince William	0-2	5.67	5	5	0	0	0	27.0	31	17	17	2	1	14	23	2	1	.284
	GCL White Sox	1-1	2.63	3	3	0	0	0	13.2	8	4	4	1	0	2	16	0	0	.170
1997	Winston-Salem	3-1	6.75	20	6	0	0	0	48.0	65	41	36	7	3	23	39	2	2	.328
	Birmingham	0-0	8.78	7	0	0	0	0	13.1	26	20	13	3	0	5	15	0	0	.388
1998	Winston-Salem	1-0	2.53	6	0	0	0	0	10.2	9	4	3	0	0	3	9	0	0	.237
	Birmingham	1-1	3.29	33	0	0	0	10	41.0	28	15	15	1	2	15	41	1	0	.193
	Calgary	3-0	3.60	12	0	0	0	2	15.0	12	6	6	0	1	7	12	1	0	.222
1999	CHICAGO-AL	1-1	8.59	17	0	0	0	0	22.0	28	21	21	3	1	12	18	0	0	.315
	Charlotte	0-0	0.00	3	0	0	0	0	3.2	3	0	0	0	0	1	4	1	0	.231
2000	Aberdeen	4-3	9.07	21	0	0	0	0	41.2	69	49	42	11	4	17	32	5	0	.363
2001	Portland	4-7	3.11	50	0	0	0	7	63.2	59	25	22	6	1	20	67	3	0	.246
	SAN DIEGO	0-1	5.95	17	0	0	0	0	19.2	20	13	13	1	1	7	19	2	1	.260
2002	Portland	1-4	5.63	30	0	0	0	21	32.0	28	21	20	6	0	15	31	0	0	.235
	SAN DIEGO	0-0	16.88	3	0	0	0	0	2.2	8	5	5	0	1	5	0	0	0	.615
2003	Hiroshima (Japan)	0-0	8.22	6	0	0	0	0	7.2	14	10	7	0	0	4	3	0	0	---
2004	Altoona	3-2	5.75	15	0	0	0	0	20.1	21	13	13	2	2	8	15	3	0	.256
	Hickory	4-0	0.93	10	0	0	0	0	19.1	11	2	2	0	2	5	21	1	0	.159
Minors Totals		51-38	4.20	271	69	8	3	40	709.0	717	385	331	58	37	231	558	32	7	---
AL	Totals	1-1	8.59	17	0	0	0	0	22.0	28	21	21	3	1	12	18	0	0	.315
NL	Totals	0-1	7.25	20	0	0	0	0	22.1	28	18	18	1	2	12	19	2	1	.311
ML	Totals	1-2	7.92	37	0	0	0	0	44.1	56	39	39	4	3	24	37	2	1	.313



KEVIN LONG

53

B-T: L-L
HT: 5-8; **WT:** 180
OPENING DAY AGE: 55
BORN: December 30, 1966, Van Nuys, CA
RESIDES: Scottsdale, AZ

2022 PHILLIES

Hitting Coach

MANAGING/COACHING CAREER

- Named Phillies hitting coach on 10/13/21
- Spent the previous four seasons as hitting coach with WSH (2018-21)
- From 2018-21, WSH led the majors in OBP (.338) and led the NL in in AVG (.259)
- Won a World Series with WSH in 2019 when the team led the NL in OBP (.342) and ranked 2nd in runs (873), AVG (.265) and OPS (.796)
- Spent three seasons as hitting coach for NYM from 2015-17
- In 2016, NYM hit 218 home runs, which was a franchise record at the time
- Served as hitting coach for NYY for eight seasons from 2007-14, including seven under Joe Girardi (2008-14)
- From 2007-14, NYY led MLB in home runs (1,584) and RBI (6,206) and ranked 2nd in runs (6,485)
- Won a World Series with NYY in 2009
- Spent three seasons as hitting coach for Columbus (AAA, 2004-06), two seasons as hitting coach for Omaha (AAA, 2002-03) and two seasons as hitting coach for Wichita (AA, 2000-01)

- Named Northwest League Co-Manager of the Year in 1999 as Spokane won the league title
- Began his coaching career in 1998 as manager for Wilmington (A) in the Carolina League

PLAYING CAREER

- Played professionally for eight years
- Was originally selected by KC in the 31st round of the June 1989 draft
- In 1989, led Eugene (A) in games, at-bats, runs, hits, doubles and RBI
- In his professional career, had 288 walks to 316 strikeouts

PERSONAL

Kevin Richard Long... Married Marcey Peed (2/17/90); has one daughter, Britney, and two sons, Tracy and Jaron... Jaron played professionally in the NYY and WSH minor league systems... 1985 graduate of Thunderbird High School (AZ)... Attended University of Arizona, where he was a second-team All-American and first-team Pac-10 in 1989... Published *Cage Rat*, a guide to hitting, in 2011... **Hobbies:** Golf, traveling and collecting sports cards

KEVIN LONG'S CAREER STATISTICS

YEAR	CLUB	AVG	G	AB	R	H	2B	3B	HR	RBI	SH	SF	HP	BB	SO	SB	CS	OBP	SLG	OPS	E
1989	Eugene	.312	69	260	54	81	19	1	3	45	1	6	1	36	40	15	3	.389	.427	.816	5
1990	Baseball City	.282	85	308	53	87	17	5	2	33	7	2	0	32	28	22	6	.348	.390	.738	5
1991	Memphis	.275	106	407	60	112	18	2	3	35	6	3	2	45	63	27	10	.348	.351	.699	5
1992	Omaha	.228	88	312	28	71	16	3	1	29	2	3	0	29	41	9	5	.291	.308	.599	4
1993	Omaha	.255	17	51	7	13	2	0	0	4	1	1	0	2	13	3	0	.278	.294	.572	0
	Memphis	.272	79	301	47	82	14	6	1	20	2	2	5	37	56	7	11	.359	.369	.728	3
1994	Memphis	.208	10	24	5	5	3	0	0	1	0	0	0	5	2	2	0	.345	.333	.678	1
1995	Omaha	.250	22	64	7	16	3	0	0	0	1	0	0	5	8	1	2	.304	.297	.601	0
	Wichita	.292	67	250	38	73	14	1	1	26	0	0	2	41	29	9	6	.396	.368	.764	3
1996	Wichita	.273	128	436	62	119	31	3	3	48	3	5	0	56	36	9	14	.352	.378	.730	5
Minors Totals		.273	671	2413	361	659	137	21	14	241	23	22	10	288	316	104	57	.350	.365	.715	31

LONG'S MANAGERIAL RECORD

YEAR	CLUB	LEAGUE	W-L	POSITION
1998	Wilmington	Carolina	86-54	1st
1999	Spokane	Northwest	44-32	1st
Minors Totals			130-86	.602



JASON CAMILLI

91

B-T: R-R
HT: 6-0; **WT:** 185
OPENING DAY AGE: 46
BORN: October 18, 1975, Phoenix, AZ
RESIDES: Peoria, AZ

Assistant Hitting Coach

COACHING CAREER

- Enters his first season as the Phillies assistant hitting coach
- Spent the 2021 season with CIN as a development coach for the Arizona League Reds (R)
- Spent nine seasons with ARI as a hitting coach in their minor league system from 2012-20
- Spent five seasons with MTL/WSH as a hitting coach in their minor league system from 2004-08

PLAYING CAREER


- Originally drafted by MTL in the 2nd round (44th overall) of the June 1994 draft
- Played professionally for 10 years
- Spent 2003 with Parma of the Italian Baseball League

PERSONAL

Jason Darren Camilli... Married Megan Pearson (10/11/14); has two children, Jadyn and Jordyn... 1994 graduate of Thunderbird High School (AZ)... **Hobbies:** Cooking and spending time in the batting cage

JASON CAMILLI'S CAREER STATISTICS

YEAR	CLUB	AVG	G	AB	R	H	2B	3B	HR	RBI	SH	SF	HP	BB	SO	SB	CS	OBP	SLG	OPS	E
1994	GCL Expos	.255	53	212	33	54	4	3	0	13	0	1	0	31	44	6	6	.348	.302	.650	16
1995	Vermont	.243	63	243	37	59	10	2	1	21	3	2	2	30	52	17	10	.329	.313	.642	18
	Albany	.188	53	181	28	34	5	0	3	16	0	2	3	38	50	13	10	.335	.265	.600	20
1996	Delmarva	.223	119	426	53	95	13	2	3	36	9	2	5	63	89	26	17	.329	.284	.613	31
1997	Cape Fear	.298	98	396	57	118	35	2	3	43	7	2	5	31	64	22	11	.355	.419	.774	35
	W. Palm Beach	.128	15	47	1	6	3	0	0	1	1	0	0	2	12	0	1	.163	.191	.354	6
1998	Jupiter	.258	89	314	45	81	15	1	2	33	1	1	2	35	55	9	10	.335	.331	.666	15
	Harrisburg	.111	6	18	1	2	0	0	0	1	0	0	0	3	5	0	0	.238	.111	.349	0
1999	Harrisburg	.214	63	154	26	33	7	0	4	16	0	1	2	23	31	0	2	.322	.338	.660	7
	Ottawa	.265	35	102	12	27	6	0	0	8	0	0	0	11	19	4	1	.336	.324	.660	3
2000	GCL Expos	.267	5	15	1	4	1	0	0	2	1	2	0	2	3	1	0	.316	.333	.649	0
	Harrisburg	.213	65	240	27	51	10	3	3	19	4	2	3	24	51	3	6	.290	.317	.607	15
	Ottawa	.156	21	77	7	12	4	1	0	11	0	1	0	3	21	0	0	.185	.234	.419	2
2001	El Paso	.333	13	39	7	13	1	0	0	3	0	1	0	2	8	0	2	.357	.359	.716	5
	Tulsa	.241	55	174	21	42	8	1	3	24	4	1	4	32	36	4	1	.370	.351	.721	6
2002	Arkansas	.225	112	338	39	76	13	1	4	28	6	1	3	37	64	6	5	.306	.305	.611	20
Minors Totals		.238	865	2976	395	707	135	16	26	275	36	19	29	367	604	111	82	.325	.320	.645	199



DUSTY WATHAN

62

B-T: R-R

HT: 6-4; **WT:** 210

OPENING DAY AGE: 48

BORN: August 22, 1973, Jacksonville, FL

RESIDES: Matthews, NC

@dustywathan62

2022 PHILLIES

Third Base Coach

MANAGING/COACHING CAREER

- Named Phillies 3rd base coach on 11/10/17, his first ML coaching assignment
- Spent 10 years as a manager in the Phillies minor league system
- Managed Lehigh Valley (AAA) to a 2017 playoff berth in his only season with the club
- Is Reading's (AA) all-time winningest manager (373-335, .527)
- Named Eastern League Manager of the Year two consecutive seasons (2015-16)
- Led Reading to back-to-back Eastern Division titles (2015-16) with 2015 being its first since 2001; also managed Reading to the playoffs in 2012
- Was the only manager to lead Reading for five straight seasons
- Prior to Reading, managed two years (2010-11) for Clearwater (A), one (2009) for Lakewood (A) and one (2008) for Williamsport (A)
- Managed in the Arizona Fall League in 2012
- Led Lakewood to the 2009 South Atlantic League championship and was named SAL Manager of the Year

PLAYING CAREER

- Played professionally for 14 years
- Was originally signed by SEA in 1994 as a non-drafted free agent
- Played in the farm systems of SEA (1994-2000), FLA (2001), MIL (2002), KC (2002), CLE (2003-05) and the Phillies (2006-07)
- Appeared in over 1,000 minor league games
- Made his ML debut in 2002 with KC, going 3-for-5 with an RBI in three games
- Spent the 2001 season with Portland (AA), where he played alongside his brother Derek
- Played his final two seasons in the Phillies minor league system

PERSONAL

Dustin James Wathan... Married Heidi Stahl (1/2/99); has two daughters, Elle and Maeve, and two sons, Huck and Gus... 1991 graduate of Blue Springs High School (MO), where he played baseball... Attended Cerritos College (CA)... His father, John Wathan, played for and managed KC, and his brother, Derek, played parts of 11 minor league seasons...
Hobby: Spending time with his kids

DUSTY WATHAN'S CAREER BATTING STATISTICS

YEAR	CLUB	AVG	G	AB	R	H	2B	3B	HR	RBI	SH	SF	HP	BB	SO	SB	CS	OBP	SLG	OPS	E
1994	AZL Mariners	.209	35	86	14	18	2	0	1	7	0	0	3	11	13	0	0	.320	.267	.587	7
1995	Wisconsin	.091	5	11	1	1	0	0	1	3	0	0	1	0	3	0	0	.167	.364	.530	0
	Everett	.271	53	181	32	49	9	1	6	25	1	0	7	17	26	2	1	.356	.431	.787	8
1996	Lancaster	.260	74	246	41	64	10	1	8	40	3	1	6	26	65	1	1	.344	.407	.751	8
1997	Lancaster	.297	56	202	27	60	17	0	4	35	1	1	7	21	51	0	1	.381	.441	.822	7
	Memphis	.268	49	149	20	40	4	1	4	19	0	1	5	19	28	1	1	.368	.389	.757	4
1998	Tacoma	.294	19	51	6	15	1	1	0	8	2	0	2	6	10	0	0	.390	.353	.743	1
	Orlando	.256	69	234	32	60	10	0	2	21	2	2	15	28	39	3	1	.369	.325	.694	1
1999	New Haven	.279	96	333	37	93	16	2	4	37	4	1	12	24	60	4	1	.349	.375	.724	8
2000	Tacoma	.325	64	203	25	66	12	0	3	29	4	1	12	15	28	0	2	.403	.429	.831	2
2001	Portland	.269	55	134	24	36	10	0	2	21	1	0	17	13	28	0	1	.402	.388	.790	3
2002	Huntsville	.160	9	25	2	4	2	0	0	2	0	0	2	2	4	0	0	.276	.240	.516	1
	Omaha	.288	49	160	22	46	9	1	1	26	3	1	10	16	36	1	1	.385	.375	.760	4
	KANSAS CITY	.600	3	5	1	3	1	0	0	1	0	0	1	0	1	0	0	.667	.800	1.467	0
2003	Akron	.273	9	33	3	9	2	0	0	4	0	2	0	0	4	0	0	.257	.333	.590	0
	Buffalo	.277	61	188	21	52	7	0	2	15	2	0	5	18	31	3	0	.355	.346	.701	1
2004	Buffalo	.303	77	238	41	72	15	1	1	24	2	1	13	17	30	3	0	.379	.387	.766	4
2005	Buffalo	.262	83	256	41	67	9	0	14	51	4	2	14	24	51	2	2	.355	.461	.816	5
2006	Scranton/W-B	.239	80	238	25	57	10	0	5	27	4	2	8	21	47	1	0	.320	.345	.664	4
2007	Ottawa	.272	75	243	24	66	14	1	0	23	2	2	12	18	39	3	1	.349	.337	.687	4
	Reading	.400	1	5	1	2	0	0	0	0	0	0	0	0	0	0	0	.400	.400	.800	0
Minors Totals		.273	1019	3216	439	877	159	9	58	417	35	17	151	296	593	24	13	.360	.382	.742	72
ML	Totals	.600	3	5	1	3	1	0	0	1	0	0	1	0	1	0	0	.667	.800	1.467	0


WATHAN'S CAREER PITCHING STATISTICS

YEAR	CLUB	W-L	ERA	G	GS	CG	SHO	SV	IP	H	R	ER	HR	HB	BB	SO	WP	BK
2003	Buffalo	0-0	0.00	1	0	0	0	0	0.1	0	0	0	0	0	0	0	0	0
2004	Buffalo	0-0	0.00	2	0	0	0	0	2.0	0	0	0	0	0	2	0	0	0
Minors Totals		0-0	0.00	3	0	0	0	0	2.1	0	0	0	0	0	2	0	0	0

WATHAN'S MANAGERIAL RECORD

YEAR	CLUB	LEAGUE	W-L	POSITION
2008	Williamsport	New York-Penn	38-37	T-3rd
2009	Lakewood	South Atlantic	78-58	2nd
2010	Clearwater	Florida State	67-72	T-3rd/5th
2011	Clearwater	Florida State	75-69	2nd/3rd
2012	Reading	Eastern	76-66	2nd
2013	Reading	Eastern	62-80	6th
2014	Reading	Eastern	66-76	6th
2015	Reading	Eastern	80-61	1st
2016	Reading	Eastern	89-52	1st
2017	Lehigh Valley	International	80-62	2nd
Minors	Totals		711-633	.531





PACO FIGUEROA

38

B-T: R-R

HT: 5-11; **WT:** 180

OPENING DAY AGE: 39

BORN: February 19, 1983, Miami, FL

RESIDES: Miami, FL

@paquifig

2022 PHILLIES

First Base Coach

COACHING CAREER

- Named outfield/baserunning coach on 11/6/18, his first ML coaching position; had 1st base duties added on 1/15/19
- Served as minor league hitting coordinator for LAD for three seasons (2016-18)
- Was a coach for Team Spain in the 2017 World Baseball Classic

PLAYING CAREER

- Selected by BAL in the 9th round of the June 2005 draft; had previously been drafted by ATL in 2001 (42nd round), but did not sign

- Played six years in BAL's minor league system before spending the 2011 season with the Phillies at Reading (AA)
- Played for Spain in the 2013 World Baseball Classic
- In 2006, was selected to the Carolina League All-Star team

PERSONAL


Francisco Figueroa... Married Natalia Noroña (2/6/21); has one son, Francisco Andres... 2001 graduate of Gulliver Preparatory School (FL), where he played baseball and basketball... Attended the University of Miami... Was teammates with his identical twin brother, Daniel, after both were selected by BAL in the June 2005 draft and also in the World Baseball Classic... **Hobbies:** Exercise, golf, deep-sea fishing, yoga and axe-throwing

PACO FIGUEROA'S CAREER STATISTICS

YEAR	CLUB	AVG	G	AB	R	H	2B	3B	HR	RBI	SH	SF	HP	BB	SO	SB	CS	OBP	SLG	OPS	E
2005	Delmarva	.307	40	150	30	46	7	2	0	12	2	0	5	24	25	6	3	.419	.380	.799	4
2006	Frederick	.284	90	345	62	98	17	2	4	28	9	1	10	30	46	20	13	.358	.380	.738	20
2007	Bowie	.280	95	350	60	98	19	2	1	19	9	0	4	43	52	15	11	.365	.354	.719	12
2008	Aberdeen	.267	10	30	6	8	2	0	0	2	1	0	0	6	1	2	0	.389	.333	.722	1
	Delmarva	.314	22	86	12	27	4	0	0	8	0	3	1	8	16	4	1	.367	.360	.727	1
2009	GCL Orioles	.286	6	21	5	6	1	1	0	5	0	0	0	4	1	2	0	.400	.429	.829	0
	Bowie	.305	62	226	32	69	18	6	0	28	4	1	2	30	37	13	3	.390	.438	.828	0
2010	Bowie	.306	28	108	14	33	4	2	1	10	2	3	2	7	25	2	2	.350	.407	.757	2
	Norfolk	.266	90	297	32	79	16	1	2	26	10	1	3	21	40	8	6	.320	.347	.667	8
2011	Reading	.259	68	185	25	48	8	1	0	17	4	1	3	32	29	6	4	.376	.314	.690	2
2012	South. MD (Ind.)	.264	69	269	40	71	15	0	2	29	5	3	5	26	39	7	2	.337	.342	.679	13
Minors Totals		.285	511	1798	278	512	96	17	8	155	41	10	30	205	272	78	43	.366	.370	.736	50

FIGUEROA'S WORLD BASEBALL CLASSIC STATISTICS

YEAR	CLUB	AVG	G	AB	R	H	2B	3B	HR	RBI	SH	SF	HP	BB	SO	SB	CS	OBP	SLG	OPS	E
2013	Spain	.083	3	12	1	1	0	0	0	0	-	-	-	-	6	0	-	.214	.083	.298	-



BOBBY DICKERSON

9

B-T: R-R
HT: 6-0; **WT:** 180
OPENING DAY AGE: 56
BORN: September 4, 1965, Laurel, MS
RESIDES: Laurel, MS

[@BobbyDbaseball](#)

Infield Coach

MANAGING/COACHING CAREER

- Rejoined the Phillies as infield coach on 10/25/21; previously served as infield coach in 2019
- Spent the previous two seasons with SD as bench coach (2020-21) and 3rd base coach (2021)
- Spent six seasons (2013-18) as 3rd base coach for BAL after three years (2010-12) on the club's player development staff as infield coordinator and interim manager for Norfolk (AAA)
- Worked eight years in CHI's minor league system as manager for Iowa (AAA, 2006 & 2009), minor league infield/bunting coordinator (2006-08) and manager for West Tenn (AA, 2002-05)
- Was on ARI's player development staff for four years as the minor league infield instructor (2001), manager for El Paso (AA, 2000), minor league field coordinator (1999) and infield coordinator (1998)
- Began his coaching career on BAL's player development staff; worked his first five years as a player/coach for Rochester (AAA, 1993), minor league infield instructor (1994-97) and manager for Bluefield (R, 1996-97)

- Managed Cibao in the Dominican Winter League following the 2016 season and Mesa in the 2002 Arizona Fall League

PLAYING CAREER

- Was selected by NYY in the 23rd round of the June 1987 draft
- Played seven minor league seasons with NYY and BAL
- Was a teammate of NFL Hall of Famer Deion Sanders in 1987 with Ft. Lauderdale (A)
- Pitched 1.0 scoreless inning of relief in 1991 for Hagerstown (AA)

PERSONAL

Bobby Dale Dickerson... Married, wife's name is Christine; has one daughter, Ashley, and one son, Dustin; Dustin is an infielder enrolled at Southern Mississippi University... Attended Nicholls State University (LA)... Inducted into the Nicholls State University Athletics Hall of Fame in 2015

BOBBY DICKERSON'S CAREER STATISTICS

YEAR	CLUB	AVG	G	AB	R	H	2B	3B	HR	RBI	SH	SF	HP	BB	SO	SB	CS	OBP	SLG	OPS	E
1987	Oneonta	.278	8	18	4	5	1	0	1	4	0	0	2	1	1	1	0	.350	.500	.850	3
	Ft. Lauderdale	.196	23	56	6	11	5	0	0	3	0	1	3	4	14	0	0	.281	.286	.567	4
1988	Ft. Lauderdale	.246	85	305	29	75	21	0	2	42	3	3	5	5	50	1	0	.267	.334	.602	14
1989	Albany	.255	21	55	8	14	2	0	1	5	1	0	2	0	12	1	0	.281	.345	.626	4
	Columbus	.185	24	65	8	12	4	0	0	5	0	1	1	2	15	0	1	.217	.246	.464	4
1990	Albany	.220	58	182	20	40	8	2	1	17	2	2	1	7	29	0	0	.250	.302	.552	14
1991	Hagerstown	.238	90	302	34	72	12	4	1	36	4	5	6	9	44	2	0	.270	.315	.585	22
	Rochester	.333	2	6	0	2	1	0	0	0	0	0	0	0	1	0	0	.333	.500	.833	0
1992	Rochester	.241	86	249	28	60	7	3	4	29	3	0	1	11	43	1	3	.276	.341	.617	12
1993	Rochester	.250	40	88	12	22	3	1	3	18	4	0	2	4	18	0	1	.298	.409	.707	5
Minors Totals		.236	437	1326	149	313	64	10	13	159	17	12	21	44	227	6	5	.269	.329	.598	82

DICKERSON'S MANAGERIAL RECORD

YEAR	CLUB	LEAGUE	W-L	POSITION
1996	Bluefield	Appalachian	42-26	1st
1997	Bluefield	Appalachian	40-29	1st
2000	El Paso	Texas	74-66	4th/1st
2002	West Tenn	Southern	73-67	4th/1st
2003	West Tenn	Southern	65-73	2nd/5th
2004	West Tenn	Southern	70-68	2nd/T-3rd
2005	West Tenn	Southern	83-56	1st/1st
2006	Iowa	Pacific Coast	6-5	-
2009	Iowa	Pacific Coast	72-72	3rd
2010	Norfolk	International	43-46	-
Minors	Totals		568-508	.528



MIKE CALITRI

95

B-T: R-R
HT: 6-3; **WT:** 210
OPENING DAY AGE: 44
BORN: March 14, 1978, Brockton, MA
RESIDES: Tampa, FL

2022 PHILLIES

Quality Assurance Coach

POST-PLAYING CAREER

- Was promoted to his current position in January 2021
- Joined the Phillies for the 2018 season as manager of advance scouting, a position he held through 2020
- Spent five seasons (2013-17) as a pro scout for CLE
- Worked as the advance scouting coordinator for TB from 2009-12
- Served as the director of baseball operations for Vanderbilt University (TN), 2005-08

PLAYING CAREER

- Signed by CIN as a non-drafted free agent, 8/26/00
- Spent parts of four seasons (2000-03) in CIN's minor league system and one season (2003) in BOS' system
- Played in 174 minor league games at 3rd base and 172 at 1st base

PERSONAL

Michael Hennessey Calitri (pronounced kuh-LEE-tree)... Married Ciara Egan (7/22/06); has two daughters, Emiliana and Graziella, and one son, Christiano... Attended Clemson University (SC) from 1997-2000, where he played infield all four years and helped the Tigers to the second round of the 2000 College World Series... Returned to Clemson to earn his business degree in 2004 after four minor league seasons

MIKE CALITRI'S CAREER STATISTICS

YEAR	CLUB	AVG	G	AB	R	H	2B	3B	HR	RBI	SH	SF	HP	BB	SO	SB	CS	OBP	SLG	OPS	E
2000	Billings	.542	7	24	11	13	2	1	1	11	0	0	1	8	5	1	0	.667	.833	1.500	1
2001	Dayton	.249	97	317	57	79	18	0	16	44	1	2	3	57	98	1	3	.367	.467	.824	19
	Mudville	.176	22	74	8	13	2	0	2	10	0	0	1	11	28	0	0	.291	.284	.574	10
2002	Stockton	.260	104	331	63	86	24	0	11	58	2	3	5	48	105	3	2	.359	.432	.791	15
2003	Potomac	.222	55	171	22	38	10	1	6	26	1	2	1	21	48	3	1	.308	.398	.705	5
	Sarasota	.264	61	201	32	53	10	4	3	23	1	2	2	38	62	1	4	.383	.398	.781	8
Minors Totals		.252	346	1118	193	282	66	6	39	172	5	9	13	183	346	9	10	.361	.427	.788	58



BOBBY MEACHAM

92

B-T: S-R

HT: 6-1; **WT:** 175

OPENING DAY AGE: 61

BORN: August 25, 1960, Los Angeles, CA

RESIDES: Littleton, CO

Coaching Assistant

MANAGING/COACHING CAREER

- Joined the Phillies in January 2020 in his current role, his third ML coaching position under manager Joe Girardi
- Spent the previous seven seasons as a minor league manager in TOR's system with Buffalo (AAA, 2017-19), New Hampshire (AA, 2014-16) and Dunedin (A, 2013); won the Bobby Mattick Award in 2015 for excellence in player development within TOR's organization
- Coached for four different MLB teams: HOU (1st base, 2010-12), NYY (2008, 3rd base), SD (2007, 1st base) and FLA (2006, 3rd base)
- Worked the 2009 season in the Phillies minor league system as a coach for Williamsport (A)
- Served as a minor league roving infield instructor for COL in 2005
- Managed Rancho Cucamonga (A) in LAA's minor league system for three seasons (2002-04)
- Spent eight years (1994-2001) in PIT's player development system; managed Carolina (AA, 1994-95), was a roving baserunning instructor (1996) and a roving infield instructor (1997-2001)

- Was a coach for Colorado Springs (AAA) in 1993
- Began his post-playing career as a minor league coach for KC in 1991 with Eugene (A) before managing the club in 1992

PLAYING CAREER

- Played parts of six seasons (1983-88) with NYY as a shortstop
- Selected by STL in the 1st round (8th overall) of the June 1981 draft

PERSONAL

Robert Andrew Meacham... Married, wife's name is Gari; has two daughters, Brooke and Alexandra, and one son, Colton... 1978 graduate of Mater Dei High School (CA)... Attended San Diego State University (CA) and was teammates with Hall of Famer Tony Gwynn... Ended his college career as SDSU's all-time leader in runs (214), hits (277) and at-bats (767) and was second in SB (116)... Was originally drafted by CWS in the 14th round of the June 1978 draft, but opted to attend San Diego State instead

BOBBY MEACHAM'S CAREER STATISTICS

YEAR	CLUB	AVG	G	AB	R	H	2B	3B	HR	RBI	SH	SF	HP	BB	SO	SB	CS	OBP	SLG	OPS	E
1981	Gastonia	.182	74	274	24	50	8	2	1	18	5	4	3	37	47	11	1	.288	.237	.520	25
1982	St. Petersburg	.259	120	421	57	109	15	4	0	37	5	2	6	43	62	21	8	.335	.314	.648	47
1983	Columbus	.262	120	423	58	111	18	3	9	60	7	4	1	35	74	13	5	.317	.383	.700	30
	NEW YORK-AL	.235	22	51	5	12	2	0	0	4	0	0	1	4	10	8	0	.304	.275	.578	6
1984	Nashville	.290	8	31	3	9	0	0	0	3	1	1	0	5	8	9	0	.378	.290	.669	1
	Columbus	.283	46	187	35	53	13	6	2	13	3	0	0	19	35	6	0	.350	.559	.799	14
	NEW YORK-AL	.253	99	360	62	91	13	4	2	25	14	9	3	32	70	9	3	.312	.328	.640	19
1985	NEW YORK-AL	.218	156	481	70	105	16	2	1	47	23	3	5	54	102	25	5	.302	.266	.568	24
1986	Columbus	.140	46	150	14	21	0	5	0	11	4	1	3	16	30	2	2	.235	.207	.442	12
	NEW YORK-AL	.224	56	161	19	36	7	1	0	10	4	0	3	17	39	3	6	.309	.280	.589	12
1987	Columbus	.273	40	154	28	42	5	3	3	23	4	2	2	26	24	10	7	.380	.403	.783	4
	NEW YORK-AL	.271	77	203	28	55	11	1	5	21	3	1	6	19	33	6	5	.349	.409	.758	10
1988	NEW YORK-AL	.217	47	115	18	25	9	0	0	7	1	2	2	14	22	7	1	.308	.296	.604	7
1989	Buffalo	.218	94	271	23	59	13	0	0	25	5	1	4	31	64	4	2	.306	.266	.572	20
1990	Omaha	.225	114	329	50	74	13	5	3	35	8	5	10	49	84	9	4	.338	.322	.661	14
	Minors Totals	.236	662	2240	292	528	85	28	18	225	42	20	29	261	428	76	36	.321	.323	.644	167
	ML Totals	.236	457	1371	202	324	58	8	8	114	45	15	20	140	276	58	24	.313	.308	.621	78

MEACHAM'S MANAGERIAL RECORD

YEAR	CLUB	LEAGUE	W-L	POSITION
1992	Eugene	Northwest	36-40	4th
1994	Carolina	Southern	74-66	2nd
1995	Calgary	Pacific Coast	58-83	5th
2002	Rancho Cuca.	California	52-88	5th
2003	Rancho Cuca.	California	74-66	3rd
2004	Rancho Cuca.	California	69-71	3rd
2013	Dunedin	Florida State	63-68	5th
2014	New Hampshire	Eastern	66-76	5th
2015	New Hampshire	Eastern	69-71	5th
2016	New Hampshire	Eastern	69-73	4th
2017	Buffalo	International	65-76	5th
2018	Buffalo	International	61-77	6th
2019	Buffalo	International	71-69	3rd
Minors	Totals		827-924	.472



BRAD FLANDERS

B-T: R-R
HT: 5-10; **WT:** 210
OPENING DAY AGE: 40
BORN: November 30, 1981, Kansas City, MO
RESIDES: Frisco, TX

97

Bullpen Catcher

COACHING CAREER

- Enters his first season as Phillies bullpen catcher
- Served as bullpen catcher for SD in 2021
- Spent three seasons as a coach in the TEX minor league system from 2018-20
- Spent 11 years as a collegiate coach with Texarkana College (2007-11), Saint Louis University (2011-13), University of Arkansas (2013-14) and Abilene Christian (2014-17)

PLAYING CAREER

- Played for independent Evansville, Fargo-Moorhead and Joliet from 2004-05

PERSONAL

Bradley Flanders... Married Natasha Brick (2/13/21); has two children, Declan and Archie... Was both a high school and college teammate of former SD manager Jayce Tingler... Attended Hutchinson Community College (KS) before enrolling at the University of Missouri, where he played catcher and earned All-Conference honors as the Tigers made regional appearances in 2003 and 2004... **Hobbies:** Golfing, fishing



HECTOR RABAGO

98

B-T: R-R
HT: 5-10; **WT:** 210
OPENING DAY AGE: 33
BORN: August 24, 1988, Riverside, CA
RESIDES: Riverside, CA

[@Hectorrabago24](#)

Bullpen Catcher

COACHING CAREER

- Joined the Phillies staff as bullpen catcher for 2022
- Spent seven seasons as a coach in the NYY minor league system from 2013-19
- Served as a player/coach with Tampa (A) in 2013
- Spent eight seasons as an assistant coach at Riverside City College from 2014-21

PLAYING CAREER

- Played professionally in the NYY minor league system for five years
- Originally selected by NYY in the 18th round of the June 2009 draft

- Played every defensive position except CF and RF in his career
- Spent the most time at catcher, where he threw out 18 of 61 attempted base stealers (29.5%)
- Named the *Los Angeles Times*' Player of the Year as a junior for Riverside Poly High School in 2005

PERSONAL

Hector Rabago... Married Jordan Hiroto (1/8/11); has two children, Juliana and Jacob... 2006 graduate of Riverside Poly High School (CA)... Earned a bachelor's degree from the University of Southern California... **Hobbies:** Reading, watching movies and spending quality time with family at the beach

HECTOR RABAGO'S CAREER STATISTICS

YEAR	CLUB	AVG	G	AB	R	H	2B	3B	HR	RBI	SH	SF	HP	BB	SO	SB	CS	OBP	SLG	OPS	E
2009	Staten Island	.216	34	111	10	24	2	0	1	5	2	0	5	13	16	3	2	.326	.261	.587	3
2010	Charleston	.160	40	119	7	19	3	0	3	16	5	2	4	9	29	0	0	.239	.261	.500	13
2011	Tampa	.232	23	56	7	13	2	0	1	8	3	2	1	6	14	0	0	.308	.321	.629	2
2012	Tampa	.143	31	105	6	15	1	0	1	7	0	1	3	7	21	0	0	.216	.181	.397	4
2013	Tampa	.333	1	3	0	1	0	0	0	0	0	0	0	0	1	0	0	.333	.333	.666	0
Minors Totals		.183	129	394	30	72	8	0	6	36	10	5	13	35	81	3	2	.268	.249	.517	22

2022 40-MAN ROSTER

#	CATCHERS (4)	B-T	HT	WT	BORN	BIRTHPLACE	RESIDENCE	2021 CLUB(S)	AVG	G	AB	R	H	2B	3B	HR	RBI	SH	SF	HP	BB	SO	SB	CS	E	MLSR	
13	Marchán, Rafael	S-R	5-9	200	2/25/99	San Cristóbal, VZ	Caracas, VZ	LehighValley PHILLIES	.203 .231	67 20	237 52	28 12	48 1	7 1	0 0	0 1	0 4	0 0	0 0	1 0	4 0	23 4	45 10	1 0	0 0	4 0	0.094
10	Realmutto, J.T.	RR	6-1	212	3/18/91	Del City, OK	Choctaw, OK	PHILLIES	.263	134	476	64	125	25	4	17	73	0	2	11	48	129	13	3	2	7.038	
39	Sands, Donny	R-R	6-2	190	5/16/96	Tucson, AZ	Tucson, AZ	Scranton/W-B	.253	52	194	27	49	10	0	10	27	0	2	3	16	25	2	0	0	0.000	
21	Stubbs, Garrett	L-R	5-10	173	5/26/93	San Diego, CA	Del Mar, CA	Sugar Land HOUSTON	.272 .176	47 18	113 34	25 2	30 6	5 2	0 0	8 2	29 0	2	0	2	1	30	29	4	0	4 1.120	

#	INFIELDERS (7)	B-T	HT	WT	BORN	BIRTHPLACE	RESIDENCE	2021 CLUB(S)	AVG	G	AB	R	H	2B	3B	HR	RBI	SH	SF	HP	BB	SO	SB	CS	E	MLSR	
28	Bohm, Alec	R-R	6-5	218	8/3/96	Omaha, NE	Clearwater, FL	PHILLIES	.271	115	380	46	94	15	0	7	47	0	4	2	31	111	4	0	16	1.106	
7	Camargo, Johan	S-R	6-0	195	12/13/93	Panama City, Panama	Panama City, Panama	LehighValley	.271	115	59	8	16	5	0	1	6	0	1	1	7	15	3	1	2	3.161	
83	García, Luis	S-R	5-11	195	10/1/00	S. P. de Macoris, DR	S. P. de Macoris, DR	Gwinnett	.326	104	386	70	126	24	4	19	67	0	1	2	47	72	0	1	13	0.000	
18	Gregorius, Didi	L-R	6-3	205	2/18/90	Amsterdam, Netherlands	Cora, Curaçao	Clearwater Jersey Shore	.224 .209	16 103	58 368	6 35	13	2	0	2	8	1	1	4	0	10	19	4	0	2	8.159
17	Hoskins, Rhys	R-R	6-4	225	3/17/93	Sacramento, CA	Philadelphia, PA	LehighValley+	.474	7	19	4	9	2	0	1	4	0	0	0	4	1	0	0	1	4.053	
29	Maton, Nick	L-R	6-2	195	2/18/97	Chatham, IL	Chatham, IL	LehighValley	.199	63	206	29	41	11	2	5	27	2	2	4	38	60	3	2	2	0.088	
2	Segura, Jean	RR	5-10	215	3/17/90	San Juan, DR	San Juan, DR	PHILLIES	.256	52	117	16	30	7	1	2	14	1	1	2	10	39	2	0	4	9.065	
								LehighValley+	.750	2	4	2	3	1	0	0	0	0	0	1	0	0	0	0	0	0	

#	OUTFIELDERS (8)	B-T	HT	WT	BORN	BIRTHPLACE	RESIDENCE	2021 CLUB(S)	AVG	G	AB	R	H	2B	3B	HR	RBI	SH	SF	HP	BB	SO	SB	CS	E	MLSR
8	Castellanos, Nick	R-R	6-4	203	3/4/92	Hialeah, FL	Davis, FL	CINCINNATI	.309	138	531	95	164	38	1	34	100	0	6	7	41	121	3	1	2	8.029
3	Harper, Bryce	L-R	6-3	210	10/16/92	Las Vegas, NV	Las Vegas, NV	PHILLIES	.309	141	488	101	151	*42	1	35	84	2	4	5	100	134	13	3	1	9.159
37	Herrera, Octbel	L-R	5-11	220	12/29/91	San José, VZ	San José, VZ	LehighValley+	.500	2	8	2	4	0	0	2	0	0	0	0	2	1	0	0	0	0.076
16	Montañi, Mickey	L-R	6-2	200	5/13/98	Encinitas, CA	Carlsbad, CA	PHILLIES	.091	231	33	3	3	0	0	1	3	1	0	0	3	16	0	0	0	0.000
78	Muzzio, Simón	L-L	6-1	200	12/27/98	Cumaná, VZ	Maturín, VZ	FCL Phillies	.333	1	3	1	1	1	0	0	0	0	0	0	0	0	0	0	0	0.000
89	Ortiz, Jhalyn	R-R	6-3	255	11/18/98	Jarabacoa, DR	Constanza, DR	Clearwater Jersey Shore	.300 .412	3 10	1 4	1 7	1 4	0 1	0 0	0 0	0 0	0 0	0 0	0 0	0 2	0 0	0 0	0 0	0	0
12	Schwarber, Kyle	L-R	6-0	229	3/5/93	Middletown, OH	Middletown, OH	Reading LehighValley	.313 .200	4 8	16 25	5 2	5 0	2 0	0 0	0 0	6 2	0 0	1 0	0 0	1 0	2 4	0 2	0 0	0	0
19	Weiringer, Matt	R-R	6-2	215	9/16/96	St. Louis, MO	St. Louis, MO	Reading LehighValley PHILLIES	.345 .248 .324	55 206 34	87 25 71	16 25 11	30 51 23	6 6 3	1 1 2	5 3 1	6 16 6	0 0 2	1 3 1	5 3 2	3 24 4	46 5 20	1 0 2	0 0 0	1 1 2	0.043

* League leader; † Tied for league lead; + Rehab assignment; ^ 60-day injured list
Roster as of 3/29/22



JOSÉ ALVARADO

B-T: L-L

HT: 6-2; **WT:** 245

OPENING DAY AGE: 26

BORN: May 21, 1995, Maracaibo, VZ

RESIDES: Maracaibo, VZ

ML SERVICE: 4 years, 88 days

HOW OBTAINED: Acquired from Tampa Bay Rays in a three-team trade with Los Angeles Dodgers, 12/29/20

46

@jaal46

Left-Handed Pitcher

2021

- Among NL relievers, was 2nd in inherited runners stranded (81.2%), T-5th in wins (7) and T-6th in OPP GDP (9)
- Held LHH to a .123 AVG (9-73) and .164 SLG with just one extra-base hit (HR) and retired 24 of the final 27 LHH he faced (0-24, BB, 2 HBP)
- Was the first Phillies reliever to start a season 6-0 since 2011, when Antonio Bastardo also started 6-0
- Was on the COVID-related IL, 4/19-25
- Was on the suspended list, 5/3-4
- Had a 1.80 ERA (4 ER, 20.0 IP) over 20 appearances, 5/5-6/25
- Stranded each of his final 12 inherited runners and 21 of his last 23 from 6/4 through the remainder of the season
- Had at least one strikeout in 13 straight appearances, 6/10-7/17, the 2nd-longest streak in his career (longest: 18, 9/2-18-4/12/19)
- Did not allow an earned run in 12 straight appearances, 8/3-9/12 (9.1 IP) and had a 1.32 ERA (2 ER, 13.2 IP) in 18 appearances, 8/3-9/23
- Was on the 10-day IL, 8/8-25 (left shoulder impingement); included a rehab assignment to Lehigh Valley (AAA), 8/24-25
- Averaged 10.99 SO/9.0 IP (68 SO, 55.2 IP) and had multiple strikeouts in 20 of his appearances
- The Phillies were 40-24 in the 64 games in which he appeared

2020

- Appeared in only nine games with TB before going on the IL on 8/15 for the remainder of the regular season with left shoulder inflammation
- Appeared in two ALCS games against HOU

2019

- Began the season with 10 consecutive scoreless appearances and posted a 1.04 ERA (2 ER, 17.1 IP) in his first 18 appearances
- Allowed five ER in 0.2 IP on 7/3 vs BAL but allowed only 11 ER in his other 29.1 IP (3.38 ERA)
- Was limited to 35 appearances due to a stint on the family medical emergency list (6/2-27) and two stints on the IL, first with a right oblique strain (7/7-8/12) and then with left elbow inflammation (8/25-end of season)

2018

- Led all TB relievers with a 2.39 ERA (17 ER, 64.0 IP) and ranked 2nd with 70 appearances in his first full season in the majors
- His 0.14 HR/9.0 IP (1 HR, 64.0 IP) was the best in the majors (min. 50.0 IP)

- His 32 holds tied teammate Chaz Roe for the AL lead and were second-most in AL history by a LHP
- At 22 years, 312 days, was the youngest TB player to make an Opening Day roster since 2012
- Recorded his first ML save on 4/30 at DET
- From 6/12 through the remainder of the season, posted a 1.72 ERA (7 ER, 36.2 IP) in 43 appearances
- On 6/26 vs WSH, moved from pitcher to 1st base for one batter and then back to pitcher, becoming the first pitcher in club history to appear at another defensive position
- Earned his first ML win, 7/10 vs DET
- From the start of August through the end of the season, struck out 46.7% (35 of 75) batters he faced, allowing only nine hits and six walks
- Held opponents to a .183 AVG (42-229)
- His average sinker velocity of 97.3 mph was the 3rd-fastest of any pitcher to throw the pitch, trailing only Aroldis Chapman (100.9 mph) and Jordan Hicks (100.5 mph), per Statcast

2017

- Began season with Montgomery (AA) and was recalled on 5/3, bypassing the triple-A level
- Made his ML debut on 5/3 vs MIA
- Was optioned to Durham (AAA) on 6/28 and recalled by TB for his second stint on 8/4
- Made five scoreless appearances in his second stint with the club, striking out nine of 16 batters faced
- On 8/4 vs MIL, struck out all three batters he faced on nine total pitches for an “immaculate inning”
- Optioned to Durham on 8/14 and recalled for the third time on 9/5 for the remainder of the season
- In his 25 minor league appearances between Montgomery and Durham, averaged 12.13 SO/9.0 IP (40 SO, 29.2 IP)
- Prior to the season, pitched in three games for Venezuela in the World Baseball Classic, including 2.1 innings in a 4-3 comeback win over Italy in a tiebreaker game

2016

- Began season with Bowling Green (A)
- All 10 of his appearances with Bowling Green were 2.0 IP or longer
- Was promoted to Charlotte (A) on 5/16
- Posted a 5.56 ERA (14 ER, 22.2 IP) in his first 15 appearances but finished his season with a 2.31 ERA (6 ER, 23.1 IP) over his final 12 outings
- Held LHH to a .184 AVG (14-for-76) with one HR and 28 SO between the two levels
- Was used exclusively in relief for the first time since his 2012 debut season
- Following the season, pitched for La Guaira in the Venezuelan Winter League

2015

- Spent season with Princeton (R)
- Following the season, pitched for La Guaira in the VWL

2014

- Spent season with Gulf Coast League Rays (R), where he started 11 of his 12 games
- Was tied for the team lead in starts and 2nd in strikeouts (46)

2013

- Spent second season with Venezuelan Summer League Rays (R)
- His 10.64 SO/9.0 IP (54 SO, 45.2 IP) was second in the VSL and first among VSL starters

- Ranked 4th in the league in ERA (1.97, min. 40.0 IP) and 6th in strikeouts

2012

- Began pro career with VSL Rays, working exclusively in relief

PERSONAL

José Antonio Alvarado... Has one son, Dylan José, and two daughters, Victoria Valentina and Joseannys Darana...
Hobbies: Spending time with family, fishing and hunting...
Signed by: Euclides Vargas and Ronnie Blanco

JOSÉ ALVARADO'S CAREER STATISTICS

YEAR	CLUB	W-L	ERA	G	GS	CG	SHO	SV	IP	H	R	ER	HR	HB	BB	SO	WP	BK	AVG
2012	VSL Rays	2-3	3.81	12	0	0	0	0	26.0	20	14	11	0	4	17	20	11	1	.211
2013	VSL Rays	1-8	1.97	13	13	0	0	0	45.2	41	23	10	2	0	21	54	17	1	.238
2014	GCL Rays	1-5	3.79	12	11	0	0	0	40.1	28	28	17	1	2	29	46	7	1	.190
2015	Princeton	0-2	9.53	5	5	0	0	0	17.0	18	19	18	1	5	13	18	0	0	.300
2016	Bowling Green	2-0	1.46	10	0	0	0	2	24.2	12	5	4	0	1	17	34	4	1	.150
	Charlotte	2-1	3.91	27	0	0	0	0	46.0	38	27	20	1	0	38	51	10	0	.222
2017	Montgomery	2-1	2.38	9	0	0	0	0	11.1	4	3	3	1	0	5	14	1	0	.111
	TAMPA BAY	0-3	3.64	35	0	0	0	0	29.2	24	12	12	1	0	9	29	2	0	.216
	Durham	0-2	3.93	16	0	0	0	1	18.1	11	8	8	1	0	13	26	3	0	.162
2018	TAMPA BAY	1-6	2.39	70	0	0	0	8	64.0	42	21	17	1	1	29	80	2	0	.183
2019	TAMPA BAY	1-6	4.80	35	1	0	0	7	30.0	29	18	16	2	0	27	39	8	0	.254
	Charlotte+	0-0	0.00	1	0	0	0	0	1.0	0	0	0	0	0	0	0	0	0	.000
	Durham+	0-0	3.38	4	0	0	0	0	2.2	2	1	1	1	0	2	3	0	0	.200
2020	TAMPA BAY	0-0	6.00	9	0	0	0	0	9.0	9	7	6	2	2	6	13	3	0	.250
2021	PHILLIES	7-1	4.20	64	0	0	0	5	55.2	42	30	26	5	7	47	68	9	1	.213
	Lehigh Valley+	0-0	0.00	1	1	0	0	0	1.0	0	0	0	0	0	1	1	0	0	.000
Minors Totals		10-22	3.54	110	31	0	0	3	234.0	174	128	92	8	12	156	267	53	4	.206
AL Totals		2-15	3.46	149	1	0	0	15	132.2	104	58	51	6	3	71	161	15	0	.212
NL Totals		7-1	4.20	64	0	0	0	5	55.2	42	30	26	5	7	47	68	9	1	.213
ML Totals		9-16	3.68	213	1	0	0	20	188.1	146	88	77	11	10	118	229	24	1	.213

* League leader
Tied for league lead
+ Rehab assignment

ALVARADO'S LEAGUE CHAMPIONSHIP SERIES STATISTICS

YEAR	CLUB, OPP	W-L	ERA	G	GS	CG	SHO	SV	IP	H	R	ER	HR	HB	BB	SO	WP	BK	AVG
2020	TB, HOU	0-0	0.00	2	0	0	0	0	1.2	1	0	0	0	0	3	4	0	0	.167

ALVARADO'S WORLD BASEBALL CLASSIC STATISTICS

YEAR	CLUB	W-L	ERA	G	GS	CG	SHO	SV	IP	H	R	ER	HR	HB	BB	SO	WP	BK	AVG
2017	Venezuela	1-0	9.00	3	0	0	0	0	3.0	1	3	3	1	0	3	4	0	0	.111

ALVARADO'S CAREER TRANSACTIONS


- Signed by Tampa Bay Rays as an amateur free agent, March 13, 2012
- On injured list with a right oblique strain, July 7-August 12, 2019; included rehab assignments to Charlotte, August 4-5, and Durham, August 6-12
- On injured list with left elbow inflammation, August 25, 2019 through the remainder of the season
- On injured list with left shoulder inflammation, August 15, 2020 through the remainder of the season; included rehab assignment to alternate training site, September 4-27
- Traded to Philadelphia, December 29, 2020; Los Angeles Dodgers acquired Garrett Cleavinger (lhp) from Philadelphia and Tampa Bay Rays acquired Dillon Paulson (inf) and a player to be named later from Los Angeles Dodgers
- On COVID-related injured list, April 19-25, 2021
- On injured list with a left shoulder impingement, August 8-25, 2021; included rehab assignment to Lehigh Valley, August 24-25

ALVARADO'S CAREER FIELDING

POSITION	PCT	G	PO	A	E	TC	DP
Pitcher	.926	213	7	18	2	18	2
First base	---	1	0	0	0	0	0

ALVARADO'S GAME HIGHS

LOW-HIT CG: N/A... **SHUTOUTS:** N/A... **STRIKEOUTS:** 4 – 3 times, last: 6/16/21 at LAD... **WALKS:** 4 – 9/26/21 vs PIT... **LONGEST OUTING:** 2.0 inn. – 5 times, last: 6/16/21 at LAD... **WINNING STREAK:** 6 games – 4/4-7/17/21... **LOSING STREAK:** 8 games – 8/3/18-7/3/19... **SCORELESS STREAK:** 12.0 inn. – 8/16-9/17/18



CAM BEDROSIAN

B-T: R-R
HT: 6-1; **WT:** 225
OPENING DAY AGE: 30
BORN: October 2, 1991, Senoia, GA
RESIDES: Senoia, GA
ML SERVICE: 6 years, 74 days
HOW OBTAINED: Signed by Phillies as a minor league free agent, 7/7/21

47

[@Cam_Bedrock](#)
[@Cam_Bedrock](#)

Non-Roster Invitee Right-Handed Pitcher

2021

- Attended ML spring training with CIN after being signed to a minor league contract in February
- Made CIN's Opening Day roster
- Was designated for assignment on 4/17 and signed to a minor league contract by OAK on 4/26
- Assigned to Las Vegas (AAA), had his contract selected on 5/21 and was designated for assignment on 6/29
- Signed by the Phillies to a minor league contract on 7/7 and was assigned to Lehigh Valley (AAA)
- Had his contract selected on 9/1 and made his Phillies debut on 9/3 at MIA
- Bedrosian and his father, Steve, joined the Amaros (Ruben Sr. & Jr.) and Leiters (Mark Sr. & Jr.) as the only father/son combos to play for Philadelphia, and the only father/son combo ever to play for one team with one of the two being a Cy Young Award winner
- In 16 ML appearances, 5/24-9/19, had a 2.12 ERA (4 ER, 17.0 IP) and stranded six of seven inherited runners
- Held opponents to a .211 AVG (8-38) in his 11 appearances with the Phillies
- Allowed a hit to Ke'Bryan Hayes on 9/25 vs PIT – Cam's father, Steve, was traded for Ke'Bryan's father, Charlie, in 1989

2020

- Spent seventh season with LAA and was the longest-tenured member of the LAA bullpen
- Appeared in only 11 games due to a right adductor strain suffered in August

2019

- Set a career high with 64 strikeouts in his sixth season with LAA
- Held LHH to a .172 AVG (20-116), the 5th-best mark in the AL and 8th in MLB
- Posted a 1.60 ERA (11 ER, 33.2 IP) over 33 games, 4/17-7/3
- Earned his lone save of the season, 6/13 at TB
- Made seven starts as an opener and did not allow a run in five of them
- Placed on the IL on 8/29 with a right forearm strain and missed the remainder of the season

2018

- Established career highs in games (71) and innings (64.0)
- Made 46 appearances prior to the All-Star break, the LAA franchise record for a RHP
- Recorded his only save of the season, 4/24 at HOU
- Posted a 0.49 ERA (1 ER, 18.1 IP) over an 18-game stretch, 6/1-7/11, and did not allow an earned run in 12 straight appearances, 6/15-7/11
- Stranded 21 of 28 inherited runners (75.0%), the best strand rate of his career
- Went 3-0 with a 2.43 ERA (10 ER, 37.0 IP) in 36 appearances at home

2017

- Opened the season as LAA's closer
- Recorded first career six-out save, 4/18 at HOU
- Was on the IL from 4/22-6/16 with a right groin strain; included a rehab assignment to Inland Empire (A)
- From 7/30-8/25, did not allow an earned run in 12 appearances (11.2 IP), converting all three save opportunities
- With two outs and RISP, held opponents to .158 AVG (3-19)

2016

- Spent majority of the season with LAA, but also appeared in five games with Salt Lake (AAA)
- Did not allow an earned run over 14 appearances (12.1 IP), 4/8-5/22
- Had a career-high five strikeouts, 5/2 at MIL
- Had a career-long 23.2 IP scoreless streak, 6/3-8/2, over 25 appearances
- His 25 consecutive scoreless appearances marked the 4th-longest streak in LAA history
- Recorded 15 of 18 outs via strikeout, 7/19-8/2
- Earned first ML save on 8/2 vs OAK, striking out the side
- Was placed on the IL on 8/4 for the remainder of the season with right middle finger flexor tendinitis and underwent an arthroscopy on right arm in September to remove a blood clot

2015

- Split season between Salt Lake and LAA, appearing in four stints with LAA
- Tossed 8.2 scoreless innings at home over his first seven ML outings
- Earned his first ML win on 8/5 vs CLE
- Stranded 15 of 23 inherited runners

2014

- Was an MiLB.com Organization All-Star, *Baseball America* minor league All-Star and a Texas League midseason and postseason All-Star
- Began season with Inland Empire and was promoted to Arkansas (AA) on 4/17
- His 15 saves ranked 5th in the TL and he did not allow a run in 16 of his final 17 outings with Arkansas
- Had his contract selected on 6/3 and spent the remainder of the season shuttling between LAA, Salt Lake and Arkansas
- Made his ML debut on 6/3 vs HOU, striking out the first batter he faced in a scoreless inning

- Did not allow a run in each of his first six home games to start his ML career
- Following the season, was ranked the No. 4 prospect in the LAA organization by *Baseball America*

2013

- Transitioned to a reliever after beginning his professional career as a starter
- Began season with Burlington (A)
- Promoted to Inland Empire on 8/13 for the remainder of the season
- Following the season, was ranked the No. 10 prospect in the LAA system by *Baseball America*
- Following the season, pitched for Mesa in the Arizona Fall League and was named a AFL Rising Star

2012

- Spent season with Cedar Rapids (A)
- Ranked 2nd on the club with 21 starts
- Was on the IL, 7/5-12 (left toe blister)

2011

- Missed entire season recovering from Tommy John surgery

2010

- Began pro career with Arizona League Angels (R)

PERSONAL

Cameron Rock Bedrosian (pronounced beh-DROHZ-ian)... 2010 graduate of East Coweta High School (GA)... His father, Steve, pitched 14 seasons with the Phillies, Braves, Giants and Twins, winning the 1987 Cy Young Award with the Phillies... **Hobbies:** Hunting, fishing, conservation, house flipping, playing video games and Olympic weightlifting... **Signed by:** Chris McAlpin

CAM BEDROSIAN'S CAREER STATISTICS

YEAR	CLUB	W-L	ERA	G	GS	CG	SHO	SV	IP	H	R	ER	HR	HB	BB	SO	WP	BK	AVG
2010	AZL Angels	0-2	4.50	5	4	0	0	0	12.0	13	11	6	0	0	7	10	6	1	.283
2011	Injured – Did not pitch																		
2012	Cedar Rapids	3-11	6.31	21	21	0	0	0	82.2	91	61	58	5	8	52	48	15	1	.286
2013	Burlington	1-5	5.30	37	2	0	0	7	54.1	55	38	32	4	5	22	69	9	0	.258
	Inland Empire	0-0	0.00	7	0	0	0	0	8.2	4	0	0	0	1	7	9	0	0	.143
2014	Inland Empire	0-0	0.00	5	0	0	0	1	5.2	1	0	0	0	0	2	15	0	0	.056
	Arkansas	1-0	1.11	30	0	0	0	15	32.1	10	5	4	1	0	10	57	2	0	.097
	LOS ANGELES-AL	0-1	6.52	17	0	0	0	0	19.1	23	17	14	2	0	12	20	1	1	.288
	Salt Lake	1-1	7.71	8	0	0	0	2	7.0	5	6	6	0	3	6	10	0	0	.192
2015	Salt Lake	1-1	2.78	24	0	0	0	3	35.2	32	11	11	0	1	14	42	5	0	.242
	LOS ANGELES-AL	1-0	5.40	34	0	0	0	0	33.1	40	21	20	3	2	19	34	2	0	.303
2016	LOS ANGELES-AL	2-0	1.12	45	0	0	0	1	40.1	30	7	5	1	2	14	51	3	0	.207
	Salt Lake	1-0	3.24	5	0	0	0	1	8.1	7	3	3	1	0	4	14	0	0	.212
2017	LOS ANGELES-AL	6-5	4.43	48	0	0	0	6	44.2	41	26	22	5	0	17	53	7	0	.240
	Inland Empire+	0-0	7.36	4	1	0	0	0	3.2	5	3	3	1	0	0	7	0	0	.294
2018	LOS ANGELES-AL	5-4	3.80	71	0	0	0	1	64.0	63	30	27	7	2	26	57	1	0	.263
2019	LOS ANGELES-AL	3-3	3.23	59	7	0	0	1	61.1	48	30	22	7	3	22	64	9	0	.207
2020	LOS ANGELES-AL	0-0	2.45	11	0	0	0	0	14.2	10	4	4	0	0	6	11	1	0	.196
2021	Las Vegas	0-0	0.00	4	0	0	0	1	5.0	2	0	0	0	0	1	5	0	0	.118
	CINCINNATI	0-0	11.12	6	0	0	0	0	5.2	10	7	7	2	0	6	7	0	0	.400
	OAKLAND	0-0	2.00	9	0	0	0	0	9.0	9	2	2	2	0	4	8	0	0	.265
	Lehigh Valley	0-0	2.25	16	0	0	0	2	20.0	18	7	5	1	0	7	20	1	0	.240
	PHILLIES	0-0	4.35	11	1	0	0	0	10.1	8	5	5	2	0	7	8	0	0	.211
	CIN/OAK/PHI	0-0	5.04	26	1	0	0	0	25.0	27	14	14	6	0	17	23	0	0	.278
Minors Totals		10-22	4.18	166	28	0	0	32	275.1	243	145	128	13	18	132	306	38	2	.237
AL	Totals	17-13	3.64	294	7	0	0	9	286.2	264	137	116	27	9	120	298	24	1	.243
NL	Totals	0-0	6.75	17	1	0	0	0	16.0	18	12	12	4	0	13	15	0	0	.286
ML	Totals	17-13	3.81	311	8	0	0	9	302.2	282	149	128	31	9	133	313	24	1	.246

+ Rehab assignment

BEDROSIAN'S CAREER TRANSACTIONS

- Selected by Los Angeles Angels in first round (29th overall) of June 2010 draft
- On injured list with right middle finger flexor tendinitis, August 4, 2016 through the remainder of the season
- On injured list with a right groin strain, April 22-June 16, 2017; included rehab assignment to Inland Empire, June 2-16
- On injured list with a right forearm strain, August 29, 2019 through the remainder of the season
- On injured list with a right adductor strain, August 3-30, 2020
- Signed by Cincinnati Reds as a minor league free agent, February 16, 2021
- Signed by Oakland Athletics as a minor league free agent, April 29, 2021
- Signed by Philadelphia as a minor league free agent, July 7, 2021

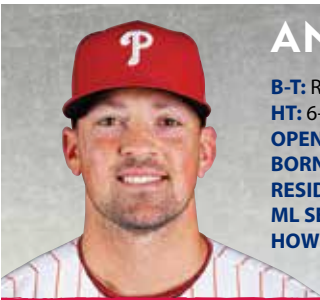
BEDROSIAN'S CAREER FIELDING

POSITION	PCT	G	PO	A	E	TC	DP
Pitcher	.951	311	14	25	2	41	0

BEDROSIAN'S GAME HIGHS

LOW-HIT CG: N/A... **SHUTOUTS:** N/A... **STRIKEOUTS:** 5 – 5/2/16 at MIL... **WALKS:** 4 – 6/5/14 at HOU... **LONGEST OUTING:** 2.1 inn. – 3 times, last: 9/15/20 vs ARI... **WINNING STREAK:** 2 games – 4 times, last: 6/1/19-current... **LOSING STREAK:** 3 games – 4/15-5/4/19... **SCORELESS STREAK:** 23.2 inn. – 6/3-8/2/16





ANDREW BELLATTI

64

B-T: R-R

HT: 6-1; **WT:** 190

OPENING DAY AGE: 30

BORN: August 5, 1991, San Diego, CA

RESIDES: La Mesa, CA

ML SERVICE: 83 days

HOW OBTAINED: Signed by Phillies as a minor league free agent, 11/19/21

Non-Roster Invitee Right-Handed Pitcher

2021

- Signed by MIA as a minor league free agent on 5/30 and was assigned to Pensacola (AA)
- Promoted to Jacksonville (AAA) on 6/14
- Had his contract selected for a brief stint with MIA, 7/19-22
- Was designated for assignment on 7/23 and outrighted to Jacksonville for the remainder of the season
- Allowed one run or fewer in 24 of his 26 appearances with Jacksonville, and 21 of his 26 were scoreless
- Struck out 38 of the 115 batters he faced (33.0%) with Jacksonville

2020

- Did not pitch

2019

- Was signed by independent Sugar Land in April and appeared in one game
- Was signed by NYY on 4/29 and made his organizational debut with Tampa (A)
- Promoted to Trenton (AA) on 6/7 and was released on 8/22

2017-18

- Did not pitch due to injury

2016

- Was on the IL from 5/1-6/23 (right shoulder strain) and 7/26-9/10 (right shoulder inflammation); appeared in only 13 games between Charlotte (A), Montgomery (AA) and Durham (AAA)

2015

- Was a non-roster invitee to ML spring training with TB
- Began season with Durham and had his contract selected by TB on 5/9
- Made his ML debut on 5/9 vs TEX, throwing 3.1 scoreless innings and earning a win
- Was the 10th TB pitcher ever to win his ML debut and third reliever to do so
- Was the first TB pitcher to earn a win in a relief appearance of 3.0 innings or longer in his debut
- Had four stints with TB: 5/9-17, 6/1-6, 6/9-7/11 and 9/8-end of season
- Was on the 15-day IL with right shoulder tendinitis, 6/10-7/7; included a rehab assignment to Charlotte
- 13 of his 17 appearances were scoreless, including six straight, 9/19-27

- Had a 1.19 ERA (3 ER, 22.1 IP) entering his final appearance (3 ER, 0.2 IP)
- All six earned runs he allowed came via home run
- At season's end, was the youngest player on the active roster (24 years, 59 days)

2014

- Spent season with Montgomery
- Made a professional-high 46 appearances
- His 80 strikeouts were tied for the team lead among relievers

2013

- Began season with Charlotte
- Promoted to Montgomery on 4/14 and transferred back to Charlotte on 6/9 for the remainder of the season
- 14 of his 22 appearances with Charlotte were scoreless

2012

- Spent season with Bowling Green (A)
- Made one start and then transitioned to a relief role, appearing in 39 games in relief
- Averaged 9.79 SO/9.0 IP (99 SO, 91.0 IP), and his 99 strikeouts led the team despite him predominantly pitching in relief

2011

- Spent season with Hudson Valley (A)
- Ranked 3rd among TB minor leaguers and 7th in the New York-Penn League with a 2.63 ERA (30 ER, 91.0 IP)
- Led the team with 63 strikeouts
- Made 13 starts and appeared in two games in relief

2010

- Spent season with Princeton (R)
- His 63 strikeouts ranked 2nd on the club

2009

- Began pro career with Gulf Coast League Rays (R)

PERSONAL

Andrew James Bellatti... Married Kylee Ballew (11/11/16); has one daughter, Brylyn... 2009 graduate of Steele Canyon High School (CA)... **Hobbies:** Having Sunday barbecues, hanging out with his family, playing video games and working out... **Signed by:** Jake Wilson

ANDREW BELLATTI'S CAREER STATISTICS

YEAR	CLUB	W-L	ERA	G	GS	CG	SHO	SV	IP	H	R	ER	HR	HB	BB	SO	WP	BK	AVG
2009	GCL Rays	1-0	3.38	12	3	0	0	0	29.1	30	12	11	1	3	7	29	2	0	.265
2010	Princeton	2-5	4.04	13	13	0	0	0	64.2	56	35	29	4	1	16	63	1	1	.237
2011	Hudson Valley	3-5	2.63	15	13	0	0	0	72.0	66	26	21	1	1	23	63	0	0	.250
2012	Bowling Green	7-3	2.97	40	1	0	0	5	91.0	74	33	30	9	5	30	99	6	0	.221
2013	Charlotte	6-3	2.95	22	0	0	0	2	55.0	39	19	18	2	1	17	52	2	1	.195
	Montgomery	1-1	7.09	14	0	0	0	1	26.2	32	24	21	6	1	11	18	1	1	.296
2014	Montgomery	2-6	3.68	46	0	0	0	6	71.0	69	32	29	6	0	22	80	1	0	.253
2015	Durham	2-1	5.24	20	4	0	0	1	46.1	50	28	27	5	1	15	44	1	0	.278
	TAMPA BAY	3-1	2.31	17	0	0	0	0	23.1	16	7	6	4	1	10	18	0	0	.198
	Charlotte+	0-0	7.71	2	2	0	0	0	4.2	8	6	4	2	0	0	1	0	0	.364
2017	Injured – Did not pitch																		
2018	Injured – Did not pitch																		
2016	Durham	0-1	8.44	6	0	0	0	0	5.1	8	5	5	0	0	5	10	0	0	.348
	Charlotte	0-0	2.25	3	0	0	0	0	4.0	2	1	1	0	0	1	4	0	0	.143
	Montgomery	0-2	9.00	4	0	0	0	0	5.0	6	6	5	1	1	3	7	1	0	.273
2019	Sugar Land (Ind.)	0-0	0.00	1	0	0	0	0	1.0	0	0	0	0	0	0	3	0	0	.000
	Tampa	1-0	6.43	4	0	0	0	0	7.0	7	5	5	0	1	3	8	3	0	.259
	Trenton	2-0	5.28	21	0	0	0	0	30.2	33	20	18	4	2	8	27	2	0	.280
2020	Did not pitch																		
2021	Pensacola	0-1	0.00	4	0	0	0	0	3.1	1	1	0	0	1	2	4	1	0	.100
	Jacksonville	1-2	1.52	26	0	0	0	11	29.2	15	7	5	2	3	10	38	1	0	.149
	MIAMI	0-0	13.50	3	0	0	0	0	3.1	6	5	5	0	0	2	4	0	0	.353
Minors Totals		28-30	3.78	252	36	0	0	26	545.2	496	260	229	43	21	173	547	22	3	.242
AL Totals		3-1	2.31	17	0	0	0	0	23.1	16	7	6	4	1	10	18	0	0	.198
NL Totals		0-0	13.50	3	0	0	0	0	3.1	6	5	5	0	0	2	4	0	0	.353
ML Totals		3-1	3.71	20	0	0	0	0	26.2	22	12	11	4	1	12	22	0	0	.224

+ Rehab assignment

BELLATTI'S CAREER TRANSACTIONS

- Selected by Tampa Bay Rays in 12th round of June 2009 draft
- On injured list with right shoulder tendinitis, June 10-July 7, 2015; included rehab assignment to Charlotte, June 30-July 7
- Signed by Baltimore Orioles as a minor league free agent, March 13, 2017
- Signed by New York Yankees as a minor league free agent, April 29, 2019
- Signed by Miami Marlins as a minor league free agent, May 30, 2021
- Signed by Philadelphia as a minor league free agent, November 19, 2021

BELLATTI'S CAREER FIELDING

POSITION	PCT	G	PO	A	E	TC	DP
Pitcher	.400	20	0	2	3	5	1

BELLATTI'S GAME HIGHS

LOW-HIT CG: N/A... **SHUTOUTS:** N/A... **STRIKEOUTS:** 4 – 5/16/15 at MIN... **WALKS:** 3 – 5/16/15 at MIN... **LONGEST OUTING:** 3.1 inn. – 5/9/15 vs TEX... **WINNING STREAK:** 2 games – 5/9-6/5/15... **LOSING STREAK:** N/A... **SCORELESS STREAK:** 6.0 inn. – 2 times, last: 6/5-9/8/15



ALEC BOHM

28

@alecbohm

B-T: R-R

HT: 6-5; **WT:** 218

OPENING DAY AGE: 25

BORN: August 3, 1996, Omaha, NE

RESIDES: Clearwater, FL

ML SERVICE: 1 year, 106 days

HOW OBTAINED: Selected by Phillies in 1st round (3rd overall) of June 2018 draft

Third Baseman

2021

- Made his first career Opening Day roster
- Had a career-high eight-game hitting streak (.379), 6/8-16
- Recorded career highs with four hits and three runs scored on 6/23 vs WSH
- Walked 12 times in 14 games from 6/28-7/24
- Had a career-high three walks on 6/29 vs MIA
- Batted .320 (24-75) with an .880 OPS in 23 games (85 PA) from 7/5-8/8
- Was on the COVID-related IL, 7/11-22, and appeared in one game on a rehab assignment to Lehigh Valley (AAA)
- Was optioned to Lehigh Valley on 8/22 and recalled on 9/28; batted .429 (6-14) with three doubles, one HR and two RBI in his last three games with Lehigh Valley (9/24-26)
- Posted a .289/.358/.438 slash line in 137 plate appearances against LHP

2020

- Finished T-2nd (74 points) for NL Rookie of the Year as voted on by the Baseball Writers' Association of America
- Was a finalist for MLBPA's NL Outstanding Rookie of the Year
- Selected to MLB All-Rookie team by *Baseball America*
- Ranked T-9th in the NL in multi-hit games (18)
- Among all NL rookies, finished 1st in hits (54), multi-hit games (18) & RBI (23), T-1st in GA RBI (4), GW RBI (4) & SF (2), 2nd in doubles (11), runs (24), total bases (77) & XBH (15), 4th in BB (16), T-4th in HR (4) and 6th in games (44)
- Among all ML rookies (min. 165 PA), finished 1st in AVG (.338), OBP (.400), SLG (.481) and OPS (.881)
- His 137.5 OPS+ was the 2nd-highest in franchise history by a rookie infielder (min. 180 PA) behind only Dick Allen's 163.4 OPS+ in 1964
- Batted .452 (19-42), 3 2B, 18 RBI, 8 BB, 2 SF and a 1.043 OPS with RISP
- His .452 AVG with RISP ranked 1st in MLB (min. 35 PA)
- Ranked 5th in the majors with a .338 AVG (min. 180 PA)
- Had his contract selected by the Phillies, 8/13
- Made his ML debut on 8/13 vs BAL and started at 3rd base (1-4, 2B); doubled off Thomas Eshelman in his first ML plate appearance
- Slugged his first career HR, 8/23 at ATL (Josh Tomlin)
- Had the 2nd-highest OBP (.462) by a Phillies player through 10 games to begin a career since 1900 (min. 35 PA), trailing only Pinky May (.525 OBP) in 1939
- Slashed .333/.404/.489 in his first 40 career games
- Hit safely in 18 of his final 20 games of the season (.392 AVG; beginning 9/10), including 11 multi-hit games in that span

- His 40 hits in September ranked 2nd in MLB, trailing only ATL's Marcell Ozuna (41)
- Became the first Phillies rookie with at least 40 hits in a calendar month since Marlon Byrd (40) in July 2003
- Made 44 starts: 37 at 3rd base, six at 1st base and one as the designated hitter

2019

- Won the Paul Owens Award as the best player in the Phillies minor league system
- Among all Phillies minor leaguers (min. 375 PA), finished 1st in OBP (.378), SLG (.518) & OPS (.896), T-1st in HR, 2nd in AVG (min. 375 PA), hits, RBI & runs scored, T-2nd in doubles and T-4th in walks
- In the All-Star Futures Game at Progressive Field, started at 3rd base and batted cleanup for the NL Team
- Selected as a Florida State League midseason All-Star, despite playing in only 40 games with Clearwater (A)
- Named Phillies Minor League Hitter of the Month for April and Phillies Minor League Defender of the Month for May
- Chosen as Phillies Minor League Co-Player of the Week, 4/22-28
- Began season with Lakewood (A), where he reached base safely in 21 of his 22 games
- Finished the year at Reading (AA), helping the club clinch the Eastern Division second-half title
- Ranked T-1st in the Eastern League in HR (11) following the league's All-Star break
- Defensively in the regular season, made 82 starts at 3rd base and 23 at 1st base
- Following the season, played for Scottsdale in the Arizona Fall League and slashed .361/.397/.528 in 19 games
- Chosen to participate in the AFL's Fall Stars Game
- Played for the United States in the World Baseball Softball Confederation's Premier 12 tournament
- Selected to *Baseball America's* Minor League All-Star Second Team
- Following the season, was named the No. 2 prospect in the Phillies minor league system and No. 28 in baseball by *Baseball America*

2018

- Began professional career with Gulf Coast League Phillies West (R)
- Tripled in his first pro game, 6/19 vs GCL Yankees East
- Spent majority of the season with Williamsport (A)
- Was on the injured list from 7/12-8/19 with a left shin contusion; included rehab assignments to GCL Phillies East and West

- At Williamsport, hit .342 (13-38), 2B, 3B and 12 RBI with RISP
- Batted .289 (11-38) over his final 10 games of the season
- Participated in Florida Instructional League
- Following the season, was named the No. 2 prospect in the Phillies minor league system by *Baseball America*

PERSONAL

Alec Daniel Bohm... 2015 graduate of Roncalli Catholic High School (NE)... Attended Wichita State University (KS)... Batted .339 (76-224), 14 2B, 3B, 16 HR, 55 RBI, 39 BB, 57 R, 9 SB, .436 OBP and .625 SLG during his junior season at Wichita State... At the time Wichita State's season ended, led the American Athletic Conference in home runs, pacing the Shockers for the second straight year; also led the AAC in runs, tied for first in total bases (140) and finished in the top five in hits, RBI, OBP and SLG... Named a *Baseball America* Second-Team All-American, as well as a semifinalist for both the Dick Howser Trophy (given to the nation's college player of the year) and the Golden Spikes Award... Left Wichita State with a career .317 AVG, 40 2B, 33 HR and 125 RBI in 166 games over three seasons... **Hobbies:** Playing video games, going to the beach, hanging out with friends and watching sports... **Signed by:** Justin Munson



ALEC BOHM'S CAREER STATISTICS

YEAR	CLUB	AVG	G	AB	R	H	2B	3B	HR	RBI	SH	SF	HP	BB	SO	SB	CS	OBP	SLG	OPS	E
2018	GCL Phillies-W	.391	7	23	8	9	1	1	0	3	0	0	2	2	0	2	0	.481	.522	1.003	1
	Williamsport	.224	29	107	9	24	5	1	0	12	0	0	4	10	19	1	0	.314	.290	.604	8
2019	GCL Phillies-E	.222	4	9	0	2	0	0	0	2	0	1	0	0	4	0	0	.200	.222	.422	0
	Lakewood	.367	22	79	13	29	9	0	3	11	0	2	0	12	14	3	0	.441	.595	1.036	3
	Clearwater	.329	40	158	25	52	10	3	4	27	0	1	1	17	21	1	2	.395	.506	.902	2
2020	Reading	.269	63	238	38	64	11	1	14	42	0	3	1	28	38	2	2	.344	.500	.844	9
	PHILLIES	.338	44	160	24	54	11	0	4	23	0	2	2	16	36	1	1	.400	.481	.881	4
2021	PHILLIES	.247	115	380	46	94	15	0	7	47	0	4	2	31	111	4	0	.305	.342	.647	16
	Lehigh Valley	.271	15	59	8	16	5	0	1	6	0	1	1	7	15	3	1	.353	.407	.760	2
Minors Totals		.291	180	673	101	196	41	6	22	103	0	8	9	76	111	12	5	.367	.468	.835	25
ML	Totals	.274	159	540	70	148	26	0	11	70	0	6	4	47	147	5	1	.333	.383	.717	20

BOHM'S CAREER TRANSACTIONS

- Selected by Philadelphia in 1st round (3rd overall) of June 2018 draft
- On COVID-related injured list, July 11-22, 2021; included a rehab assignment to Lehigh Valley on July 22

BOHM'S CAREER FIELDING

POSITION	PCT	G	PO	A	E	TC	DP
First base	.988	14	79	6	1	86	8
Third base	.942	141	93	218	19	330	23

BOHM'S GAME HIGHS

HITS: 4 – 6/23/21 vs WSH... **RUNS:** 3 – 6/23/21 vs WSH... **DOUBLES:** 1... **TRIPLES:** None... **HOME RUNS:** 1... **RBI:** 4 – 9/8/20 vs BOS (gm 1)... **WALKS:** 3 – 6/29/21 vs MIA... **STOLEN BASES:** 1... **HITTING STREAK:** 8 games – 6/8-16/21



CONNOR BROGDON

75

B-T: R-R

HT: 6-6; **WT:** 205



OPENING DAY AGE: 27

BORN: January 29, 1995, Clovis, CA

RESIDES: Madera, CA

ML SERVICE: 1 year, 81 days

HOW OBTAINED: Selected by Phillies in 10th round of June 2017 draft

 @ConnorBrogdon
 @connorbrogdon

2022 PHILLIES

Right-Handed Pitcher

2021

- Made his first career Opening Day roster
- Had a 2.53 ERA (16 ER, 57.0 IP) in 55 of his 56 appearances (allowed 6 ER in 0.2 IP, 4/20 vs SF)
- Had a 1.19 ERA (4 ER, 30.1 IP), 0.76 WHIP, one HR in 30 road appearances and was tied for the 4th-lowest road ERA in MLB (min. 30.0 IP)
- Became the first Phillies reliever in the modern era (since 1900) to win his first three appearances of a season
- Had a 15.1-inning scoreless streak, 9/13/20-4/20/21, during which he allowed four hits, four walks and had 21 strikeouts
- Earned his first career ML save on 6/5 vs WSH
- On COVID-related IL, 7/11-16, and the 10-day IL, 7/31-8/10, with right elbow tendinitis
- Made his first career start on 8/11 vs LAD
- Was on the 10-day IL, 9/13-26, with a right groin strain; included rehab assignment to Lehigh Valley (AAA), 9/26
- Went back on the IL on 10/1 for the remainder of the season with right groin tightness
- In his final 21 appearances, had a 2.19 ERA (6 ER, 24.2 IP), 0.97 WHIP (6 BB, 18 H) and held opponents to a .200 AVG (18-90)
- In 13 appearances pitching on zero days' rest, had a 0.66 ERA (1 ER, 13.2 IP), 7 H, 1 BB, 13 SO

2020

- Was a non-roster invitee to ML spring training
- Had his contract selected on 8/11 from Lehigh Valley and made his ML debut, 8/13 vs BAL
- Earned his first ML win on 9/18 vs TOR (gm 2)
- Tossed 8.2 scoreless innings with one hit allowed and 14 strikeouts in his final six appearances
- His 8.2-inning scoreless streak (9/13-end of season) was the longest by a Phillies reliever during the season
- Struck out each of his final six batters, becoming the only Phillies reliever ever to strike out all three batters faced in consecutive appearances and the only reliever in MLB to do so during the year
- Opponents were just 5-for-39 (.128) against him and had one hit in their final 27 at-bats (.037 AVG)
- Had four stints with PHI: 8/11-22, 9/7-9, 9/13, 9/16-end of season

2019

- Opened the season with Clearwater (A)
- Promoted to Reading (AA) on 5/9
- Finished the season with Lehigh Valley
- Overall in 51 relief appearances, posted a 2.61 ERA, 0.92 WHIP, held opponents to a .173 AVG and averaged 12.55 SO/9.0 IP (106 SO, 76.0 IP)
- Recorded at least one SO in 47 games and multiple SO in 32 relief appearances
- Tossed 2.0 innings or more in 20 of his games

2018

- Named Phillies Minor League Co-Pitcher of the Month for July (8 G, 2-1, 2 SV, 0.00 ERA, 12.0 IP, 16 SO)
- Selected as Phillies Minor League Pitcher of the Week, 8/6-12
- Spent entire season with Lakewood (A)
- Posted a 61.0-inning homerless streak from 4/16 through the eighth inning on 8/17
- Did not allow an earned run for 22.0 consecutive innings from 6/25 to the eighth inning on 8/17
- Went 4-1 with a 1.42 ERA (6 ER, 38.0 IP), 51 SO, .194 OPP AVG and converted all five of his save opportunities in 24 games as a reliever

2017

- Began professional career with Williamsport (A)
- Among qualifying New York-Penn League relievers, ranked 3rd in OPP AVG and 5th in SO/9.0 IP (11.68)
- Registered multiple strikeouts in 11 of his 16 relief outings, including four games with five strikeouts
- Held opponents to a .125 AVG (2-16) with RISP and two outs
- Participated in Florida Instructional League

PERSONAL

Connor Michael Brogdon... 2013 graduate of Liberty High School (CA)... 2017 graduate of Lewis-Clark State College (ID)... Also attended Fresno City College (CA)... **Hobbies:** Mountain biking, playing video games and playing pick-up basketball... **Signed by:** Hilton Richardson

CONNOR BROGDON'S CAREER STATISTICS

YEAR	CLUB	W-L	ERA	G	GS	CG	SHO	SV	IP	H	R	ER	HR	HB	BB	SO	WP	BK	AVG
2017	Williamsport	3-1	2.34	16	0	0	0	3	34.2	22	10	9	2	2	18	45	0	0	.177
2018	Lakewood	5-3	2.47	31	7	0	0	5	69.1	59	21	19	3	3	16	79	0	0	.228
2019	Clearwater	2-0	1.80	10	0	0	0	0	20.0	11	6	4	1	1	5	23	2	0	.164
	Reading	1-1	2.66	15	0	0	0	2	23.2	12	8	7	4	0	7	39	2	0	.150
	Lehigh Valley	3-1	3.06	26	0	0	0	2	32.1	23	12	11	4	1	12	44	4	0	.193
2020	PHILLIES	1-0	3.97	9	0	0	0	0	11.1	5	5	3	0	5	17	0	0	.128	
2021	PHILLIES	5-4	3.43	56	1	0	0	1	57.2	47	27	22	6	1	18	50	2	0	.221
	Lehigh Valley+	0-0	0.00	1	1	0	0	0	1.0	0	0	0	0	0	2	0	0	.000	
Minors Totals		14-6	2.49	99	8	0	0	12	181.0	127	57	50	14	7	58	232	8	0	.195
ML	Totals	6-4	3.52	65	1	0	0	1	69.0	52	32	27	9	1	23	67	2	0	.206

+ Rehab assignment

BROGDON'S CAREER TRANSACTIONS

- Selected by Philadelphia in 10th round of June 2017 draft
- On COVID-related injured list, July 11-16, 2021
- On injured list with right elbow tendinitis, July 31-August 10, 2021
- On injured list with a right groin strain, September 13-26, 2021; included rehab assignment to Lehigh Valley, September 26
- On injured list with right groin tightness, October 1, 2021 through the remainder of the season

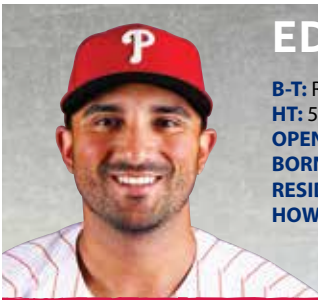
BROGDON'S CAREER FIELDING

POSITION	PCT	G	PO	A	E	TC	DP
Pitcher	1.000	65	7	8	0	15	1

BROGDON'S GAME HIGHS

LOW-HIT CG: N/A... **SHUTOUTS:** N/A... **STRIKEOUTS:** 4 – 3 times, last: 9/30/21 at ATL... **WALKS:** 2 – 3 times, last: 6/29/21 vs MIA... **LONGEST OUTING:** 2.1 inn. – 9/13/20 at MIA (gm 1)... **WINNING STREAK:** 4 games – 9/18/20-4/7/21... **LOSING STREAK:** 2 games – 8/21/21-current... **SCORELESS STREAK:** 15.1 inn. – 9/13/20-4/20/21





EDGAR CABRAL

81

B-T: R-R

HT: 5-10; **WT:** 197

OPENING DAY AGE: 26

BORN: September 12, 1995, Burbank, CA

RESIDES: Littlerock, CA

HOW OBTAINED: Selected by Phillies in 11th round of June 2015 draft

@ecab_30

2022 PHILLIES

Non-Roster Invitee Catcher

2021

- Attended ML spring training
- Began season at the alternate training site in Lehigh Valley and spent entire minor league season with Lehigh Valley (AAA)
- Was on the IL from 6/26 through the end of the season with a right index finger bruise
- Started 23 games at catcher and two as designated hitter

2020

- Did not play, but was part of the Phillies' player pool at the alternate training site in Lehigh Valley
- Participated in Florida Instructional League

2019

- Appeared in 21 games with Clearwater (A) through 5/22 before missing the rest of the season with right elbow inflammation
- Caught nine runners in 21 SB attempts (42.9%)
- Had a multi-HR game, 5/11 at Dunedin

2018

- Was a non-roster invitee to ML spring training
- Spent entire season with Clearwater
- Hit safely in nine of his first 10 games
- Reached base safely in 20 consecutive games (.375 OBP) from 4/12-5/30
- Caught 22 of 76 (28.9%) attempted base stealers
- Posted a .994 fielding percentage in 60 games at catcher
- Had two IL stints: 4/17-27 (right thigh strain) and 7/3-9 (lower back strain)

2017

- Began the season with Lakewood (A)
- Selected as a South Atlantic League midseason All-Star
- Named Phillies Minor League Player of the Week, 6/5-11
- Threw out 46.3% of attempted base stealers (36-67)
- On 7/27, was promoted to Clearwater, where he finished the season
- Batted .313 (21-67), with an .860 OPS in 19 August games
- Hit .385 (10-26) against left-handers with Clearwater
- Played in 14 games for Glendale in the Arizona Fall League (.298 AVG, 14-47, 2 2B, 4 RBI)

2016

- Spent the entire season with Lakewood
- Batted .283 (13-46) in his final 14 games after batting .091 (3-33) in his first 10
- Was on the IL, 7/14-8/5 (right ankle sprain)
- Participated in FIL

2015

- Began his professional career with Gulf Coast League Phillies (R)
- Slugged his first professional HR, 7/11 at GCL Pirates
- Participated in FIL

PERSONAL

Edgar Emmanuel Cabral... 2013 graduate of William J. Knight High School (CA)... 2015 graduate of Mt. San Antonio College (CA)... **Hobby:** Spending time with family... **Signed by:** Demerius Pittman

EDGAR CABRAL'S CAREER STATISTICS

YEAR	CLUB	AVG	G	AB	R	H	2B	3B	HR	RBI	SH	SF	HP	BB	SO	SB	CS	OBP	SLG	OPS	E
2015	GCL Phillies	.281	38	96	13	27	6	0	2	14	0	0	3	8	6	0	0	.355	.406	.761	3
2016	Lakewood	.203	24	79	7	16	2	0	1	7	0	0	1	4	11	0	0	.250	.266	.516	1
2017	Lakewood	.243	67	235	19	57	12	1	2	14	0	2	3	23	39	0	0	.316	.328	.644	7
	Clearwater	.310	24	84	16	26	5	0	2	12	0	1	1	9	23	0	0	.379	.440	.819	4
2018	Clearwater	.252	81	294	41	74	10	2	6	39	0	3	4	28	64	1	1	.322	.361	.683	3
2019	Clearwater	.197	21	71	6	14	5	0	4	11	0	2	0	6	19	0	0	.253	.437	.690	4
2020	Did not play																				
2021	Lehigh Valley	.221	29	86	11	19	5	1	0	11	0	1	1	14	32	0	0	.333	.302	.636	2
Minors Totals		.284	284	945	113	233	45	4	17	108	0	9	13	92	194	1	1	.319	.357	.676	24

CABRAL'S CAREER TRANSACTIONS

- Selected by Toronto Blue Jays in 33rd round of June 2013 draft, but did not sign
- Selected by Philadelphia in 11th round of June 2015 draft



JOHAN CAMARGO

7

B-T: S-R

HT: 6-0; **WT:** 195

OPENING DAY AGE: 28

BORN: December 13, 1993, Panama City, Panama

RESIDES: Panama City, Panama

ML SERVICE: 3 years, 161 days

HOW OBTAINED: Signed by Phillies as a free agent, 12/1/21

@camargo
 @cargo2493

Infielder

2021

- Was shuttled between Gwinnett (AAA) and ATL all season
- Appeared in 15 games for ATL over seven stints, including games at 1st base, 2nd base, 3rd base and designated hitter
- Appeared in four NLCS games against LAD for the eventual world champions
- Started a 5-4-3 triple play on 6/5 vs Jacksonville
- Had a team-best 20-game on-base streak for Gwinnett, 7/22-8/14
- Slashed .414/.481/.743 (1.224 OPS) in 19 games for Gwinnett in September

2020

- Made his second career Opening Day roster
- Played in 35 of ATL's 60 games and started 31 of them
- 12 of his 24 hits were for extra bases (8 2B, 4 HR)
- Per Statcast, his four Outs Above Average led ATL and were T-19th in MLB
- Appeared in four games for ATL in the NLCS against LAD
- Following the season, played for Aguilas in the Dominican Winter League
- Also played for the Dominican Republic in the Caribbean Series

2019

- Spent majority of the season with ATL
- Slashed .309/.406/.455 with 23 RBI in 65 plate appearances with RISP
- Had 12 RBI and posted a 1.881 OPS in seven plate appearances with the bases loaded
- Had four pinch-hit home runs, which was T-2nd in MLB, and posted a .658 SLG in 39 pinch-hit plate appearances
- Appeared in games defensively at 1st base, 2nd base, 3rd base, SS, LF and RF
- Placed on the injured list on 9/12 with a fractured right shin and missed the remainder of the season
- Posted a 1.221 OPS in 14 games with Gwinnett

2018

- Spent majority of the season with ATL and posted career highs in most offensive categories
- Began the season on the IL with a right oblique strain
- Made rehab appearances with Florida (A) and Gwinnett before being activated on 4/18
- His 19 home runs were most by an ATL third baseman since Chipper Jones in 2008 (22)

- Had a 1.023 OPS with RISP, which ranked 2nd in the NL behind only Joey Votto (1.028)
- Appeared in four Division Series games against LAD

2017

- Made his ML debut on 4/11 at MIA
- Collected his first career hit and RBI as a pinch-hitter on 4/16 vs SD
- Named Gwinnett's Player of the Month for May after hitting .337 with 14 RBI in 22 games
- On ATL's injured list with a right knee bruise, 8/9-9/4; included rehab assignments to Gulf Coast League Braves (R) and Gwinnett

2016

- Played for Mississippi (AA)
- Posted an .898 OPS in 27 games in July

2015

- Spent the season with Carolina (A)
- Named a Carolina midseason and postseason League All-Star

2014

- Spent majority of the season with Rome (A) but appeared in 17 games for Lynchburg (A)

2013

- Spent season with Danville (R)
- Had 18 walks to 31 strikeouts

2012

- Began career with Dominican Summer League Braves (R)
- His .433 OBP was the highest among all minor league players with at least 200 plate appearances
- Had 25 walks to only 27 strikeouts in 59 games
- Named by ATL as the DSL Player of the Year

2011

- Did not play due to right elbow tendinitis

PERSONAL

Johan Ramos Valentin Camargo... **Signed by:** Luis Ortiz

JOHAN CAMARGO'S CAREER STATISTICS

YEAR	CLUB	AVG	G	AB	R	H	2B	3B	HR	RBI	SH	SF	HP	BB	SO	SB	CS	OBP	SLG	OPS	E
2011	Injured – Did not play																				
2012	DSL Braves	.343	59	198	38	68	14	1	2	26	10	1	7	25	27	6	3	.433	.455	.887	21
2013	Danville	.294	57	228	28	67	7	4	0	14	5	0	5	18	31	3	3	.359	.360	.718	9
2014	Rome	.267	115	420	53	112	16	4	0	40	15	7	2	34	50	7	6	.320	.324	.644	33
	Lynchburg	.259	17	58	7	15	2	0	1	6	1	2	0	1	13	0	0	.262	.345	.607	3
2015	Carolina	.258	130	391	50	101	15	6	1	32	20	4	4	30	54	4	2	.315	.335	.650	24
2016	Mississippi	.267	126	446	46	119	26	6	4	43	17	3	1	24	82	1	2	.304	.379	.683	15
2017	Gwinnett	.295	33	129	17	38	9	1	4	20	1	2	2	8	22	1	0	.340	.473	.813	4
	ATLANTA	.299	82	241	30	72	21	2	4	27	2	1	0	12	51	0	0	.331	.452	.783	4
	GCL Braves+	.500	1	4	1	2	0	0	0	0	0	0	0	0	0	0	0	.500	.500	1.000	0
2018	Florida+	.125	2	8	0	1	0	0	0	0	0	0	1	3	0	0	0	.222	.125	.347	0
	Gwinnett+	.303	8	33	6	10	2	0	3	7	0	0	0	3	9	0	0	.361	.636	.998	1
	ATLANTA	.272	134	464	63	126	27	1	19	76	0	3	6	51	108	1	1	.349	.457	.806	13
2019	ATLANTA	.233	98	232	31	54	12	1	7	32	1	0	0	15	43	1	0	.279	.384	.663	7
	Gwinnett	.483	14	58	10	28	6	0	2	15	0	0	1	5	12	0	0	.531	.690	1.221	4
2020	ATLANTA	.200	35	120	16	24	8	0	4	9	0	0	1	6	35	0	0	.244	.367	.611	1
2021	ATLANTA	.000	15	16	1	0	0	0	0	0	0	0	2	6	0	0	0	.111	.000	.111	0
	Gwinnett	.326	104	386	70	126	24	4	19	67	0	1	2	47	72	0	1	.401	.557	.958	13
Minors Totals		.291	666	2359	326	687	121	26	36	270	69	20	24	196	375	22	17	.349	.410	.759	127
ML	Totals	.257	364	1073	141	276	68	4	34	144	3	4	7	86	243	2	1	.315	.423	.738	25

+ Rehab assignment

CAMARGO'S DIVISION SERIES STATISTICS

YEAR	CLUB, OPP	AVG	G	AB	R	H	2B	3B	HR	RBI	SH	SF	HP	BB	SO	SB	CS	OBP	SLG	OPS	E
2018	ATL, LAD	.000	4	15	1	0	0	0	0	0	0	0	0	1	5	0	0	.063	.000	.063	0

CAMARGO'S LEAGUE CHAMPIONSHIP SERIES STATISTICS

YEAR	CLUB, OPP	AVG	G	AB	R	H	2B	3B	HR	RBI	SH	SF	HP	BB	SO	SB	CS	OBP	SLG	OPS	E
2020	ATL, LAD	.250	4	8	0	2	1	0	0	1	0	0	0	2	3	0	0	.400	.375	.775	0
2021	ATL, LAD	.000	4	4	0	0	0	0	0	0	0	0	0	2	0	0	0	.000	.000	.000	0
LCS	Totals	.167	8	12	0	2	1	0	0	1	0	0	0	2	5	0	0	.286	.250	.536	0

CAMARGO'S CAREER TRANSACTIONS

- Signed by Atlanta Braves as an amateur free agent, July 2, 2010
- On injured list with a right knee bruise, August 9-September 4, 2017; included rehab assignments to Gulf Coast League Braves, September 1-2, and Gwinnett, September 3-4
- On injured list with a right abdominal strain, March 26-April 17, 2018; included rehab assignments to Florida, April 5-8, and Gwinnett, April 9-17
- On injured list with a fractured right shin, September 12, 2019 through the remainder of the season
- Signed by Philadelphia as a free agent, December 1, 2021

CAMARGO'S CAREER FIELDING


POSITION	PCT	G	PO	A	E	TC	DP
First base	1.000	2	2	0	0	2	0
Second base	.977	38	58	72	3	133	24
Third base	.958	186	106	277	17	400	25
Shortstop	.983	69	68	162	4	234	37
Outfield	.963	17	26	0	1	27	0

CAMARGO'S GAME HIGHS

HITS: 4 – 2 times, last: 8/10/18 vs MIL... **RUNS:** 3 – 6/4/17 at CIN... **DOUBLES:** 2 – 10 times, last: 8/21/20 vs PHI... **TRIPLES:** 1... **HOME RUNS:** 1... **RBI:** 5 – 6/19/18 at TOR... **WALKS:** 2 – 13 times, last: 8/4/19 vs CIN... **STOLEN BASES:** 1... **HITTING STREAK:** 9 games – 6/24-7/4/18

CAMARGO'S NOTABLE HOMERS

GRAND SLAMS: 1 – 6/19/18 at TOR (Jaime Garcia)... **INSIDE-THE-PARK HR:** None... **LEADOFF HR:** None... **PINCH HR:** 4 – 5/11/19 at ARI (Yoshihisa Hirano); 6/23/19 at WSH (Tanner Rainey); 8/10/19 at MIA (Ryne Stanek); 9/2/19 vs TOR (Buddy Boshers)... **WALK-OFF HR:** 1 – 5/29/18 vs NYM (Gerson Bautista)



NICK CASTELLANOS

8

B-T: R-R

HT: 6-4; **WT:** 203

OPENING DAY AGE: 30

BORN: March 4, 1992, Hialeah, FL

RESIDES: Davie, FL

ML SERVICE: 8 years, 29 days

HOW OBTAINED: Signed by Phillies as a free agent, 3/22/22

CONTRACT STATUS: Signed a five-year contract on 3/22/22, taking him through 2026

@nicholascastellanos2

Outfielder

2021

- Made his first career All-Star team, starting in RF for the NL and batting fifth
- Earned his first career Silver Slugger Award
- Named All-MLB Second Team
- Was a finalist for the NL Hank Aaron Award
- Earned the Ernie Lombardi Award from the Cincinnati chapter of the BBWAA after leading the team in AVG (.309), hits (164), total bases (306), RBI (100), doubles (38) and SLG (.576)
- Was the CIN recipient of the Heart and Hustle Award
- Ranked 3rd in the NL in SLG, T-3rd in extra-base hits (73), 4th in doubles, AVG and OPS (.939), 5th in total bases, 6th in RBI, 7th in home runs (34), 8th in hits and 9th in runs (95)
- Became the 19th player in CIN franchise history with at least 30 home runs and 100 RBI in a season
- Established career highs in home runs, AVG, OBP (.362), SLG and OPS
- On 4/5 vs PIT, reached 500 career RBI on a solo HR off Sam Howard
- Was on the suspended list, 4/20-21
- Recorded his 1,000th career hit, 4/23 at STL (solo HR off Kwang Hyun Kim)
- Batted .409 (38-93) in May
- On 5/2 vs CHI, tied a career high with five hits and recorded his eighth career multi-home run game
- Hit safely in a career-best 21 straight games, 5/12-6/5, a streak that included 15 multi-hit games
- His 21-game hitting streak was the 2nd-longest in MLB to LAA's David Fletcher (26 games)
- Hit his 250th career double, 5/15 at COL
- Had an 18-game hitting streak at home, 5/17-6/26, the 2nd-longest in Great American Ball Park history
- Played in his 1,000th career game, 6/6 at STL
- Set a career high with seven RBI and slugged his sixth career grand slam, 6/28 vs PHI
- Hit his 150th career home run, 6/30 vs SD (Joe Musgrove)
- Scored the 500th run of his career on 7/5 at KC (solo HR off Mike Minor)
- Was on the IL, 7/22-8/4, with a fractured right wrist
- At the time of his injury, led the NL in AVG (.329), doubles (29), extra-base hits (48) and total bases (133)
- Hit his seventh career grand slam, 9/1 vs STL, recording six RBI in the first two innings
- Was the first CIN player with at least six RBI in the first two innings of a game since RBI became an official stat in 1920
- Homered in a career-best four straight games, 9/24-27
- His homer on 9/25 vs WSH was his second career walk-off homer, and second walk-off hit of the season

CASTELLANOS PHAST PHACTS

- 2021 NL All-Star
- 2021 NL Silver Slugger Award winner
- 2021 All-MLB Second Team
- 2019 MLB leader in doubles
- 2017 AL leader in triples

2020

- In his first season with CIN, led the team in games (60), runs (37), hits (49), total bases (106), doubles (11), triples (2) and extra-base hits (27)
- Was NL Player of the Week, 7/27-8/2
- Became only the fourth batter since 1900 to hit at least six HR in CIN's first 11 team games of a season
- His 12-game hitting streak that began on Opening Day was the longest in MLB to open the season, the longest by a CIN batter to begin a season since Barry Larkin in 1995 (12 games) and the longest by a player to begin his CIN career since D'Angelo Jimenez in 2003 (15 games)
- Was the only CIN player to appear in every game and one of 15 ML players to appear in all of his team's games during the regular season
- Started 59 of CIN's 60 games, including each of the first 58; didn't start the 59th contest, but pinch-hit in the seventh inning
- Made 57 of his 59 starts in RF and two as the DH
- In the NL Wild Card Series sweep loss at ATL, led CIN in hits (3), total bases (4) and doubles (1)

2019

- Led the majors with 58 doubles, becoming the 10th player in MLB history with that many in a season, and was 2nd in extra-base hits (88), trailing Rafael Devers (90)
- Joined Hall of Famers Hank Greenberg (1934) and Joe Medwick (1937) as the only RHH in ML history with at least 55 doubles and 25 homers in a season
- Became first player to lead MLB in doubles playing for more than one team
- Set career highs in doubles and runs (100)
- Began season with DET and was traded to CHI on 7/31
- From 8/1-end of the season, led the NL in doubles (21) and also led CHI in hits (68), home runs (16) and runs (43)
- Became the fourth player to hit at least eight home runs in his first 20 appearances with CHI, joining Hank Sauer (9, 1949), Mandy Brooks (8, 1925) and Donnie Murphy (8, 2013)

- Hit 11 home runs in August, most by a CHI player that month since Sammy Sosa also hit 11 in August 2002
- Homered in the first inning in three consecutive appearances, 8/18-21; his 12 first-inning homers were second in MLB to Eugenio Suarez (15)
- Made 136 starts in RF and four in LF

MOST DOUBLES IN MLB (2014-21)

1.	NICK CASTELLANOS	278
2.	Freddie Freeman	274
3.	Xander Bogaerts	268
T4.	Nolan Arenado	267
T4.	Mookie Betts	267

MOST EXTRA-BASE HITS IN MLB (2018-21)

1.	NICK CASTELLANOS	262
2.	Trevor Story	254
3.	J.D. Martinez	249
4.	Jose Ramirez	247
5.	Bryce Harper	242

2018

- Was 3rd in the AL in hits (185) & multi-hit games (56), 4th in doubles (46) and outfield assists (10), 8th in total bases (310) and extra-base hits (74) and 9th in AVG (.298)
- Was 2nd in MLB in three-hit games (19)
- Was voted Tiger of the Year by the Detroit chapter of the BBWAA
- Led MLB with a .381 AVG (56-147) vs LHP
- Became the eighth player in DET franchise history with at least 20 home runs and 40 doubles in a season
- Named DET's Player of the Month in May, August and September
- Had multiple hits in nine of 13 games, 5/20-6/2, slashing 439/.448/.684 in that stretch
- Recorded a multi-home run game, 6/16 at CWS
- Hit his fourth career grand slam, 7/1 at TOR
- Named AL Player of the Week for the first time in his career, August 13-19

2017

- Led the AL with 10 triples, becoming the first DET third baseman with 10 or more triples in a season since Ossie Vitt in 1916 (12)
- Ranked 6th in the AL in extra-base hits (72), T-9th in RBI (101) and T-10th in total bases (301)
- Became the first DET player since Al Kaline in 1956 with at least 10 triples, 25 home runs and 100 RBI
- Was the 10th player in DET history with a 100-RBI season at age 25 or younger, and first since Miguel Cabrera in 2008
- Named DET's nominee for the Hank Aaron Award
- Homered on Opening Day, 4/4 at CWS
- Hit two triples, 4/19 at TB
- Recorded his 100th career double, 5/31 at KC
- Hit two home runs and a triple on 7/18 at KC
- Hit his first career inside-the-park home run, 8/22 at NYY
- Made his first career start in RF on 9/8 at TOR; finished with 20 starts in RF
- His six games with four or more RBI were tied for most in the AL
- Hit safely in 17 straight games, 9/3-20, slashing .418/.429/.776
- His 42 hits were tied for the AL lead in September and he was T-2nd in doubles (11), 3rd in AVG (.368), T-3rd in RBI (25), 6th in SLG (.649) and 7th in OPS (1.030)

2016

- Spent his third full season with DET
- Named DET's Player of the Month for April after hitting .363/.376/.563 with 10 runs, five doubles, one triple, three home runs and 14 RBI
- Led the AL in AVG and was T-5th in hits (29) during the month
- Was on the IL from 8/27-9/26 with a non-displaced fracture of the fifth metacarpal of his left hand

2015

- Completed his second full season with DET
- Recorded his first four-hit game, 7/6 vs SEA
- Homered in consecutive games three times in July: 7/6-7, 7/21-22 and 7/25-26
- Hit his first ML grand slam, 7/22 vs SEA, and hit another 8/19 at CHI
- His two grand slams were T-2nd in the AL
- Recorded his first multi-homer game, 8/19 at CHI, and also had two doubles and five RBI; became the first DET player to have four extra-base hits in a game since Iván Rodríguez, 4/5/06 at KC
- Batted .351 (40-114) against LHP, the 4th-highest AVG in the AL
- Ranked 5th in the AL with a .342 AVG (39-114) with RISP

2014

- Ranked 2nd among AL rookies in hits (138), doubles (3) and RBI (66)
- His 31 doubles were 10th-most ever by a DET player in his rookie season
- Made DET's Opening Day roster
- Recorded his first ML RBI on 4/4 vs BAL
- Slugged his first ML home run, 4/9 at LAD (Josh Beckett)
- Became just the fifth DET rookie since at least 1914 to connect for three consecutive three-hit games, 6/5-7
- Selected to the *Baseball America* All-Rookie Team following the season

2013

- Selected to the International League postseason All-Star team
- Led the IL in runs (81), was T-1st in doubles (37), 2nd in hits (147) and 4th in RBI (76)
- Spent majority of the season with Toledo (AAA)
- Had his contract selected by DET on 9/1 and made his ML debut that day vs CLE
- Collected his first ML hit, an infield single, 9/7 at KC
- Following the season, was ranked the No. 1 prospect in DET's minor league system and the No. 25 prospect in baseball by *Baseball America*

2012

- Was named MVP of the All-Star Futures Game at Kauffman Stadium (3 H, HR, 3 RBI)
- Began season with Lakeland (A)
- Had an 18-game hitting streak, 4/29-5/17, during which he slashed .431/.494/.583
- Named Topps Florida State League Player of the Month and DET Minor League Player of the Month for May, after slashing .418/.496/.564
- Following the season, was ranked the No. 1 prospect in DET's minor league system and the No. 21 prospect in baseball by *Baseball America*
- Played for Mesa in the Arizona Fall League following the season, and was named the No. 8 prospect in the league by *Baseball America*

2011

- Named DET's Minor League Player of the Year
- Selected as a Midwest League postseason All-Star
- Led the MWL in hits (158), was T-1st in games (135), 2nd in doubles (36), 3rd in at-bats (507) and 5th in AVG (.312)
- Spent season with West Michigan (A), where he was named the club's Player of the Year
- Had a 10-game hit streak, 5/18-27
- Named DET's Minor League Player of the Month for June
- Following the season, was named the No. 2 prospect in DET's minor league system and No. 45 prospect in baseball by *Baseball America*

2010

- Made his professional debut with the Gulf Coast League Tigers (R)
- Following the season, was named the No. 2 prospect in DET's minor league system and No. 65 prospect in baseball by *Baseball America*

PERSONAL

Nicholas Alexander Castellanos (pronounced cah-ste-YAH-nos)... Married, wife's name is Jessica;

has one son, Liam... 2010 graduate of Archbishop McCarthy High School (FL)... As a senior, was the state's Gatorade Player of the Year and a *Baseball America* second-team High School All-American... Was teammates with Bryce Harper on USA Baseball's 2009 18U Team that went 8-0 to claim the gold medal in the COPABE Pan Am AAA Championships...

Signed by: Rolando Casanova

MOST GRAND SLAMS IN MLB (2015-21)

1.	Manny Machado	11
2.	Didi Gregorius	8
3.	NICK CASTELLANOS	7

NICK CASTELLANOS' CAREER STATISTICS

YEAR	CLUB	AVG	G	AB	R	H	2B	3B	HR	RBI	SH	SF	HP	BB	SO	SB	CS	OBP	SLG	OPS	E
2010	GCL Tigers	.333	7	24	5	8	2	0	0	3	0	1	0	4	5	0	1	.414	.417	.830	3
2011	West Michigan	.312	#135	507	65	*158	36	3	7	76	1	6	3	45	130	3	2	.367	.436	.803	23
2012	Lakeland	.405	55	215	37	87	17	3	3	32	0	3	3	22	42	3	2	.461	.553	1.014	13
	Erie	.264	79	322	35	85	15	1	7	25	0	3	2	14	76	5	4	.296	.382	.678	4
2013	Toledo	.276	134	533	*81	147	#37	1	18	76	0	5	3	54	100	4	1	.343	.450	.793	3
	DETROIT	.278	11	18	1	5	0	0	0	0	0	0	0	1	0	0	.278	.278	.556	0	
2014	DETROIT	.259	148	533	50	138	31	4	11	66	0	7	3	36	140	2	2	.306	.394	.700	15
2015	DETROIT	.255	154	549	42	140	33	6	15	73	0	6	1	39	152	0	3	.303	.419	.721	12
2016	DETROIT	.285	110	411	54	117	25	4	18	58	0	5	3	28	111	1	1	.331	.496	.827	9
2017	DETROIT	.272	157	614	73	167	36	*10	26	101	0	5	5	41	142	4	5	.320	.490	.811	19
2018	DETROIT	.298	157	620	88	185	46	5	23	89	0	3	6	49	151	2	1	.354	.500	.854	3
2019	DETROIT	.273	100	403	57	110	37	3	11	37	0	2	3	31	96	2	1	.328	.462	.790	2
	CHICAGO-NL	.321	51	212	43	68	21	0	16	36	0	1	2	10	47	0	1	.356	.646	1.002	0
	DET/CHI	.289	151	615	100	178	58	3	27	73	0	3	5	41	143	2	2	.337	.525	.863	2
2020	CINCINNATI	.225	60	218	37	49	11	2	14	34	0	1	4	19	69	0	2	.298	.486	.784	3
2021	CINCINNATI	.309	138	531	95	164	38	1	34	100	0	6	7	41	121	3	1	.362	.576	.939	2
	Minors Totals	.303	410	1601	223	485	107	8	35	212	1	18	11	139	353	15	10	.359	.445	.804	46
	AL Totals	.274	837	3148	365	862	208	32	104	424	0	28	21	224	793	11	13	.324	.459	.783	60
	NL Totals	.292	249	961	175	281	70	3	64	170	0	8	13	70	237	3	4	.346	.571	.917	5
	ML Totals	.278	1086	4109	540	1143	278	35	168	594	0	36	34	294	1030	14	17	.329	.486	.814	65

* League leader

Tied for league lead

CASTELLANOS' WILD CARD SERIES STATISTICS

YEAR	CLUB, OPP	AVG	G	AB	R	H	2B	3B	HR	RBI	SH	SF	HP	BB	SO	SB	CS	OBP	SLG	OPS	E
2020	CIN, ATL	.300	2	10	0	3	1	0	0	0	0	0	0	0	4	0	0	.300	.400	.700	0

CASTELLANOS' DIVISION SERIES STATISTICS

YEAR	CLUB, OPP	AVG	G	AB	R	H	2B	3B	HR	RBI	SH	SF	HP	BB	SO	SB	CS	OBP	SLG	OPS	E
2014	DET, BAL	.100	3	10	1	1	0	0	1	1	0	0	0	2	1	0	0	.250	.400	.650	0

CASTELLANOS' ALL-STAR GAME STATISTICS

YEAR	CLUB, SITE	AVG	G	AB	R	H	2B	3B	HR	RBI	SH	SF	HP	BB	SO	SB	CS	OBP	SLG	OPS	E
2021	NL, COL	.000	1	2	0	0	0	0	0	0	0	0	0	0	0	0	0	.000	.000	.000	0

CASTELLANOS' CAREER TRANSACTIONS

- Selected by Detroit Tigers in first round (44th overall) of June 2010 draft
- On injured list with a fractured right metacarpal of his left hand, August 7-September 26, 2016
- Traded to Chicago Cubs for Alex Lange (rhp) and Paul Richan (rhp), July 31, 2019
- Signed by Cincinnati Reds as a free agent, January 27, 2020
- On injured list with a fractured right wrist, July 22-August 4, 2021
- Signed by Philadelphia as a free agent, March 22, 2022

CASTELLANOS' CAREER FIELDING

POSITION	PCT	G	PO	A	E	TC	DP
Third base	.955	527	310	847	54	1211	82
Outfield	.988	504	911	24	11	946	1

CASTELLANOS' GAME HIGHS

HITS: 5 – 2 times, last: 5/2/21 vs CHI... **RUNS:** 4 – 5/2/21 vs CHI... **DOUBLES:** 2 – 25 times, last: 9/6/21 at CHI... **TRIPLES:** 2 – 4/19/17 at TB... **HOME RUNS:** 2 – 9 times, last: 9/1/21 vs STL... **RBI:** 7 – 6/28/21 vs PHI... **WALKS:** 3 – 3 times, last: 7/1/21 vs SD... **STOLEN BASES:** 1... **HITTING STREAK:** 21 games – 5/12-6/5/21

CASTELLANOS' NOTABLE HOMERS

GRAND SLAMS: 7 – 7/22/15 vs SEA (Mike Montgomery); 8/19/15 at CHI (Jon Lester); 9/8/17 at TOR (Marcus Stroman); 7/1/18 at TOR (J.A. Happ); 7/29/20 vs CHI (Rex Brothers); 6/28/21 vs PHI (Neftali Feliz); 9/1/21 vs STL (gm 2) (J.A. Happ)... **INSIDE-THE-PARK HR:** 1 – 8/22/17 vs NYY (Chasen Shreve)... **LEADOFF HR:** None... **PINCH HR:** None... **WALK-OFF HR:** 2 – 7/21/19 vs TOR (Tim Lincecum); 9/25/21 vs WSH (Patrick Murphy)





SAM COONROD

54

@samcoonrod65

B-T: R-R

HT: 6-1; **WT:** 225

OPENING DAY AGE: 29

BORN: September 22, 1992, St. Louis, MO

RESIDES: Fenton, MO

ML SERVICE: 2 years, 78 days

HOW OBTAINED: Acquired from San Francisco Giants for Carson Ragsdale, 1/9/21

Right-Handed Pitcher

2021

- Spent his first season with the Phillies
- Posted a 0.95 ERA (2 ER, 19.0 IP) through his first 17 appearances
- Did not allow a run in his first 10 career games (12.0 IP) at Citizens Bank Park
- Placed on 10-day IL with right forearm tendinitis, 6/24, and was transferred to 60-day IL on 8/12, remaining there until 8/23; included rehab assignments to Lehigh Valley (AAA), 7/18-21 and 8/17-23
- Made two starts (9/5 at MIA as an opener, 9/10 vs COL), the only two of his career
- Averaged 10.20 SO/9.0 IP (48 SO, 42.1 IP) and had at least one strikeout in 15 of his final 18 appearances

2020

- Appeared in only 18 games with SF due to two IL stints: 7/31-8/22 (right lat strain) and 9/26 through the remainder of the season (right shoulder strain)
- Recorded his first ML save, 8/30 at ARI

2019

- Began season with Sacramento (AAA)
- Was recalled by SF on 5/26 and made his ML debut that day vs ARI, pitching a 1-2-3 inning
- Was his first of three stints with the club (others: 26th man for doubleheader on 7/15 and 7/22-end of season)
- Allowed only one run in his first 10 career appearances (10.0 IP) and posted a 1.80 ERA (3 ER, 15.0 IP) in his first 15 appearances
- Earned his first ML win on 7/22 vs CHI
- Allowed only five extra-base hits to the 114 batters he faced (.319 OPP SLG)

2018

- Spent majority of the season recovering from Tommy John surgery

2017

- Spent entire season with Richmond (AA)
- Transitioned from a starting role to relief in August
- Was placed on the IL on 8/21 after suffering a season-ending elbow injury that required Tommy John surgery

2016

- Named a California League midseason All-Star
- Selected as MILB.com CAL Player of the Month in May
- Began season with San Jose (A)

- Allowed one earned run or none in eight of his 11 starts with San Jose
- Promoted to Richmond on 6/17
- Between the two levels, combined to go 9-6 with a 2.55 ERA (40 ER, 141.0 IP) in 24 starts

2015

- Spent season with Augusta (A)
- Named South Atlantic League Pitcher of the Week, 7/20-26
- Named SAL Best Pitching Prospect by *Baseball America*

2014

- Began pro career with Arizona League Giants (R)

PERSONAL

Samuel Timothy Coonrod... Married, wife's name is Kara... 2011 graduate of Carrollton High School (IL), where he played baseball, football and basketball... Attended Southern Illinois University-Carbondale... **Hobbies:** Fishing, lifting weights and reading the Bible... **Signed by:** James Cabella



SAM COONROD'S CAREER STATISTICS

YEAR	CLUB	W-L	ERA	G	GS	CG	SHO	SV	IP	H	R	ER	HR	HB	BB	SO	WP	BK	AVG
2014	AZL Giants	1-0	4.55	15	5	0	0	0	27.2	32	14	12	0	1	6	25	2	0	.291
2015	Augusta	7-5	3.14	23	22	0	0	0	111.2	103	49	39	3	10	34	114	1	0	.243
2016	San Jose	5-3	1.98	11	11	0	0	0	63.2	46	19	14	3	2	22	42	1	0	.204
	Richmond	4-3	3.03	13	13	0	0	0	77.1	59	33	26	7	10	38	52	1	0	.214
2017	Richmond	4-11	5.38	24	18	0	0	0	103.2	96	62	54	7	10	42	94	4	0	.249
2018	AZL Giants-B	0-0	5.06	4	2	0	0	0	5.1	6	3	3	0	0	1	10	0	0	.261
	San Jose	0-0	5.68	6	2	0	0	0	6.1	5	7	4	0	1	2	13	1	0	.200
2019	Sacramento	2-4	7.52	33	1	0	0	3	32.1	41	27	25	4	0	18	43	3	0	.304
	SAN FRANCISCO	5-1	3.58	33	0	0	0	0	27.2	19	11	11	3	4	15	20	2	1	.202
2020	SAN FRANCISCO	0-2	9.82	18	0	0	0	3	14.2	17	16	16	2	2	7	15	1	0	.283
2021	PHILLIES	2-2	4.04	42	2	0	0	2	42.1	41	21	19	5	3	15	48	4	0	.247
	Lehigh Valley+	0-0	1.69	5	0	0	0	0	5.1	2	1	1	1	0	2	4	1	0	.118
Minors Totals		23-26	3.70	134	72	0	0	3	433.1	390	215	178	25	34	165	397	14	0	.241
ML	Totals	7-5	4.89	93	2	0	0	5	84.2	77	48	46	10	9	37	83	7	1	.241

+ Rehab assignment

COONROD'S MAJOR LEAGUE HITTING TOTALS

	AVG	AB	R	H	2B	3B	HR	RBI	SH	SF	HP	BB	SO	SB	CS	E
2021/Career	.000	1	0	0	0	0	0	0	0	0	0	0	1	0	0	0

COONROD'S CAREER TRANSACTIONS

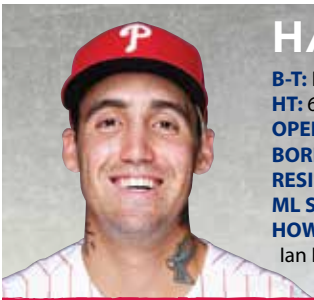
- Selected by San Francisco Giants in 5th round of June 2014 draft
- On injured list with a right lat strain, July 31-August 22, 2020
- On injured list with a right shoulder strain, September 26, 2020 through the remainder of the season
- Traded to Philadelphia for Carson Ragsdale (rhp), January 9, 2021
- On injured list with right forearm tendinitis, June 24-August 23, 2021; included rehab assignments to Lehigh Valley, July 18-21 and August 17-23

COONROD'S CAREER FIELDING

POSITION	PCT	G	PO	A	E	TC	DP
Pitcher	.941	93	6	10	1	17	1

COONROD'S GAME HIGHS

LOW-HIT CG: N/A... **SHUTOUTS:** N/A... **STRIKEOUTS:** 3 – 6 times, last: 9/8/21 at MIL... **WALKS:** 3 – 2 times, last: 6/23/21 vs WSH... **LONGEST OUTING:** 2.0 inn. – 2 times, last: 6/12/21 vs NYY... **WINNING STREAK:** 4 games – 7/23-8/25/19... **LOSING STREAK:** 4 games – 9/2/20-5/29/21... **SCORELESS STREAK:** 10.0 inn. – 4/23-27/21



HANS CROUSE

B-T: L-R

HT: 6-5; **WT:** 210

OPENING DAY AGE: 23

BORN: September 15, 1998, Dana Point, CA

RESIDES: Dana Point, CA

ML SERVICE: 8 days

HOW OBTAINED: Acquired from Texas Rangers with Kyle Gibson, Ian Kennedy and cash considerations for Spencer Howard, Kevin Gowdy and Josh Gessner, 7/30/21

51

@hansrouse

Right-Handed Pitcher

2021

- Began season with Frisco (AA) in TEX's organization, where he made 13 starts
- Acquired from TEX as part of a six-player trade, 7/30
- After being traded to the Phillies, made six of his seven starts with Reading (AA), posting a 2.73 ERA (9 ER, 29.2 IP) with 38 strikeouts
- In 14 minor league starts from the beginning of June through August, posted a 2.79 ERA (20 ER, 62.2 IP)
- Made one start with Lehigh Valley (AAA) on 9/11
- In 20 total minor league starts, was 5-4 with a 3.28 ERA (31 ER, 85.0 IP) and 98 strikeouts while holding opponents to a .189 AVG (56-297)
- Had his contract selected from Lehigh Valley on 9/26 and made his ML debut that day in a start against PIT
- After the season, pitched for Peoria in the Arizona Fall League; had 24 strikeouts in 16.0 IP
- Following the season, was named the No. 7 prospect in the Phillies system by *Baseball America*

2020

- Did not pitch
- Following the season, was named the No. 9 prospect in TEX's system by *Baseball America*

2019

- Spent season with Hickory (A)
- Went 2-0 with a 2.82 ERA (14 ER, 44.2 IP) with 42 strikeouts to nine walks in his first 10 starts
- Was on the injured list from 6/14-22 with a right elbow impingement and 8/29-end of season with a bone spur in his right elbow
- Underwent surgery to remove the bone spur on 10/2
- Held RHH to a .222/.274/.346 slash line
- Averaged 1.95 BB/9.0 IP (19 BB, 87.2 IP)
- Following the season, was named the No. 6 prospect in TEX's system by *Baseball America*

2018

- Began season with Spokane (A)
- Was named a Northwest League midseason All-Star and *Baseball America* Short-Season All-Star
- Was also named the No. 2 prospect in the NWL by *Baseball America*
- Named NWL Pitcher of the Week, 7/9-15
- Struck out 11 batters on 7/13 vs Eugene and 12 on 7/25 vs Tri-City
- Was promoted to Hickory on 8/11
- At the time of his promotion, led NWL pitchers (min. 35.0 IP) in ERA (2.37), OPP AVG (.179), wins (5), SO/9.0 IP (11.13) and WHIP (0.95)
- In 13 total starts between the two levels, allowed one or zero earned runs in 10 of them
- Held RHH to a .194/.242/.242 slash line
- Allowed 0.49 HR/9.0 IP (3 HR, 54.2 IP)

2017

- Began pro career with Arizona League Rangers (R)
- Was a *Baseball America* Rookie League All-Star
- Averaged 13.50 SO/9.0 IP (30 SO, 20.0 IP)
- Over his final five starts, opponents were 1-for-32 against him (.031) and overall he held opponents to a .109/.216/.188 slash line
- Ranked as the No. 5 prospect in the AZL by *Baseball America*

PERSONAL

Hans Michael Crouse... Married Lizbeth Alvarizares (2/3/22)... Has one son, Memphis... 2017 graduate of Dana Hills High School... Was a Rawlings-Perfect Game First-Team All-American as a senior... Named the 2017 *Orange County Register* Pitcher of the Year... Pitched for Team USA in the under-18 gold medal-winning game against Cuba in 2017, striking out 11 in 7.0 scoreless innings... His brother, Marrick, is a pitcher in ATL's organization... **Signed by:** Steve Flores

HANS CROUSE'S CAREER STATISTICS

YEAR	CLUB	W-L	ERA	G	GS	CG	SHO	SV	IP	H	R	ER	HR	HB	BB	SO	WP	BK	AVG
2017	AZL Rangers-1	0-0	0.45	10	6	0	0	0	20.0	7	2	1	1	2	7	30	1	0	.109
2018	Spokane	5-1	2.37	8	8	0	0	0	38.0	25	11	10	2	0	11	47	4	0	.179
	Hickory	0-2	2.70	5	5	0	0	0	16.2	18	9	5	1	1	8	15	8	0	.273
2019	Hickory	6-1	4.41	19	19	0	0	0	87.2	86	49	43	12	8	19	76	8	0	.256
2020	Did not pitch																		
2021	Frisco	3-2	3.53	13	13	0	0	0	51.0	27	20	19	5	2	19	54	2	1	.157
	Reading	2-2	2.73	6	6	0	0	0	29.2	24	9	9	3	2	12	38	2	0	.222
	Lehigh Valley	0-0	6.23	1	1	0	0	0	4.1	5	3	3	1	0	3	6	0	0	.294
	PHILLIES	0-2	5.14	2	2	0	0	0	7.0	4	4	4	2	0	7	2	0	0	.167
Minors Totals		16-8	3.27	62	58	0	0	0	247.1	192	103	90	25	15	79	266	18	1	.213
ML	Totals	0-2	5.14	2	2	0	0	0	7.0	4	4	4	2	0	7	2	0	0	.167

CROUSE'S MAJOR LEAGUE HITTING TOTALS

	AVG	AB	R	H	2B	3B	HR	RBI	SH	SF	HP	BB	SO	SB	CS	E
2021/Career	.000	1	0	0	0	0	0	0	0	0	0	0	1	0	0	0

CROUSE'S CAREER TRANSACTIONS

- Selected by Texas Rangers in 2nd round of June 2017 draft
- Traded to Philadelphia with Kyle Gibson (rhp), Ian Kennedy (rhp) and cash considerations for Spencer Howard (rhp), Kevin Gowdy (rhp) and Josh Gessner (rhp), July 30, 2021

CROUSE'S CAREER FIELDING

POSITION	PCT	G	PO	A	E	TC	DP
Pitcher	---	2	0	0	0	0	0

CROUSE'S GAME HIGHS

LOW-HIT CG: N/A... **SHUTOUTS:** N/A... **STRIKEOUTS:** 1... **WALKS:** 4 – 9/26/21 vs PIT... **LONGEST OUTING:** 4.0 inn. – 10/2/21 at MIA... **WINNING STREAK:** N/A... **LOSING STREAK:** 2 games – 9/26/21-current... **SCORELESS STREAK:** 4.0 inn. – 9/26/21-10/2/21



TYLER CYR

63

B-T: R-R
HT: 6-1; **WT:** 203
OPENING DAY AGE: 28
BORN: May 5, 1993, Fremont, CA
RESIDES: Scottsdale, AZ
HOW OBTAINED: Signed by Phillies as a minor league free agent, 12/10/21

@tycyr93
 @tycyr93

Non-Roster Invitee Right-Handed Pitcher

2021

- Began season at SF's alternate training site and spent the season with Sacramento (AAA)
- Held LHH to a .152/.230/.273 slash line
- Following the season, pitched for Cibao in the Dominican Winter League

2020

- Spent season at SF's alternate training site

2019

- Was named an Eastern League midseason All-Star
- Spent the majority of the season with Richmond (AA)
- Began season on the IL recovering from Tommy John surgery
- Posted a 0.89 ERA (2 ER, 22.0) over his final 18 appearances with Richmond
- Promoted to Sacramento on 8/31
- Averaged 10.55 SO/9.0 IP (59 SO, 50.1 IP) between the two levels

2018

- Appeared in only eight games with Richmond before being placed on the IL on 5/3 and undergoing Tommy John surgery on 6/1

2017

- Selected as an EL midseason All-Star
- Spent season with Richmond

- Was tied for the EL lead in games (47) and was 3rd in saves (18)
- Was on the IL, 5/5-11 (left hamstring strain)
- Following the season played for Scottsdale in the Arizona Fall League and was named an AFL Rising Star

2016

- Began season with Augusta (A)
- Was promoted to San Jose (A) on 6/25
- Was on the IL, 8/1-24 (right shoulder impingement)
- Averaged 10.87 SO/9.0 IP (89 SO, 73.2 IP) between the two levels

2015

- Began pro career with Arizona League Giants (R)
- Was promoted to Augusta on 7/8
- Was on the IL, 8/24-9/21 (left ankle sprain)

PERSONAL

Tyler O'Neill Cyr (pronounced SEAR)... 2011 graduate of John F. Kennedy High School (CA)... 2015 graduate of Embry-Riddle Aeronautical University (FL), where he majored in security and counterterrorism... Was involved with fundraising for Northern CA wildfire victims, including a 2018 benefit for Sonoma County fire victims who lost their baseball equipment in the fires... **Hobbies:** Going on bike rides, yoga, shooting pool and playing with his Labradoodle, Kota... **Signed by:** Jim Gabella

TYLER CYR'S CAREER STATISTICS

YEAR	CLUB	W-L	ERA	G	GS	CG	SHO	SV	IP	H	R	ER	HR	HB	BB	SO	WP	BK	AVG
2015	AZL Giants	0-1	2.25	3	1	0	0	0	4.0	2	3	1	0	1	1	7	0	1	.133
	Augusta	2-1	5.60	12	0	0	0	0	17.2	16	14	11	0	0	18	20	9	0	.242
2016	Augusta	3-3	2.31	20	0	0	0	2	50.2	36	17	13	1	5	16	65	7	1	.201
	San Jose	2-1	2.35	19	0	0	0	1	23.0	19	8	6	1	0	9	24	2	0	.232
2017	Richmond	5-2	2.19	#47	0	0	0	18	49.1	50	20	12	3	2	20	57	5	1	.260
2018	Richmond	0-1	6.00	8	0	0	0	3	9.0	7	6	6	0	0	6	8	3	0	.206
2019	Richmond	0-0	2.05	37	0	0	0	5	48.1	34	18	11	1	3	22	57	3	1	.195
	Sacramento	0-0	0.00	1	0	0	0	0	2.0	0	0	0	0	0	1	2	0	0	.000
2020	Did not pitch																		
2021	Sacramento	3-0	4.91	32	2	0	0	0	36.2	23	21	20	4	0	21	49	3	1	.174
Minors Totals		15-9	2.99	179	3	0	0	29	240.2	187	107	80	10	11	114	289	32	5	.213

Tied for league lead

CYR'S CAREER TRANSACTIONS

- Selected by San Francisco Giants in 10th round of June 2015 draft
- Signed by Philadelphia as a minor league free agent, December 10, 2021



KYLE DOHY

71

B-T: L-L
HT: 6-2; **WT:** 202
OPENING DAY AGE: 25
BORN: September 17, 1996, Arcadia, CA
RESIDES: Covina, CA
ML SERVICE: 9 days
HOW OBTAINED: Selected by Phillies in 16th round of June 2017 draft

2022 PHILLIES

Non-Roster Invitee Left-Handed Pitcher

2021

- Spent the majority of the season with Reading (AA); also had two brief stints with Lehigh Valley (AAA)
- Averaged 13.50 SO/9.0 IP (56 SO, 37.1 IP) with Reading
- Had his contract selected from Lehigh Valley on 9/25
- Made his ML debut on 10/2 at MIA, pitching a scoreless inning

2020

- Attended ML spring training with the Phillies, but was not part of the club's player pool

2019

- Began season with Reading
- On 4/25, debuted with Lehigh Valley, where he remained for the rest of the season
- Named Phillies Minor League Pitcher of the Week, 7/29-8/4
- Averaged 13.97 SO/9.0 IP (105 SO, 67.2 IP) across both levels
- Recorded multiple SO in 30 of his 47 relief appearances
- Was the only Phillies minor league pitcher with more than 100 SO in fewer than 70.0 IP
- Following the season, was rated as having the best change-up in the Phillies minor league system by *Baseball America*

2018

- Named a South Atlantic League midseason All-Star
- Was one of two full-season pitchers in Minor League Baseball with more than 110 SO in fewer than 70.0 IP
- Began season with Lakewood (A)
- Recorded at least one SO in all 24 of his relief appearances with Lakewood, averaging 16.84 SO/9.0 IP
- Finished his stint at Lakewood with a 14.0-inning scoreless streak in which he allowed just three hits
- Promoted to Clearwater (A) on 6/21 and then promoted to Reading on 7/14 for the remainder of the season
- Combined to post a 2.54 ERA (19 ER, 67.1 IP) and held opponents to a .151 AVG (34-225) with 10 XBH (5 2B & 5 HR)

2017

- Began professional career with Williamsport (A)
- Earned his first pro win, 7/16 vs Lowell
- Logged a 7.2-inning scoreless streak (5 G), 7/16-31, during which he surrendered just two hits
- Held RHH to a .162 AVG (6-37)
- Participated in Florida Instructional League

PERSONAL

Kyle Kent Dohy... Attended California State Polytechnic University-Pomona, California State University-Northridge and Citrus Community College (CA)... 2014 graduate of Charter Oak High School (CA)... **Hobbies:** Going to the beach, playing guitar and spending time with family... **Signed by:** Demerius Pittman.

KYLE DOHY'S CAREER STATISTICS

YEAR	CLUB	W-L	ERA	G	GS	CG	SHO	SV	IP	H	R	ER	HR	HB	BB	SO	WP	BK	AVG
2017	Williamsport	2-1	3.60	13	0	0	0	0	20.0	12	8	8	0	4	20	22	6	0	.182
2018	Lakewood	3-3	0.80	24	0	0	0	7	33.2	16	5	3	1	2	17	63	6	0	.144
	Clearwater	2-1	1.64	7	0	0	0	2	11.0	5	3	2	1	0	3	18	4	0	.135
	Reading	2-5	5.56	18	0	0	0	1	22.2	13	15	14	3	0	22	30	4	0	.169
2019	Reading	1-0	0.82	6	0	0	0	2	11.0	2	2	1	0	0	5	22	2	0	.059
	Lehigh Valley	6-5	6.19	41	0	0	0	1	56.2	57	48	39	4	4	54	83	17	2	.253
2020	Did not pitch																		
2021	Reading	4-0	2.17	26	0	0	0	2	37.1	17	9	9	2	6	16	56	7	0	.135
	Lehigh Valley	0-0	8.44	6	0	0	0	0	5.1	4	5	5	1	2	12	9	3	0	.200
	PHILLIES	0-0	0.00	1	0	0	0	0	1.0	1	0	0	0	0	1	1	0	0	.250
Minors Totals		20-15	3.69	141	0	0	0	15	197.2	126	95	81	12	18	149	303	49	2	.181
ML	Totals	0-0	0.00	1	0	0	0	0	1.0	1	0	0	0	0	1	1	0	0	.250

DOHY'S CAREER TRANSACTIONS


- Selected by Philadelphia in 16th round of June 2017 draft

DOHY'S CAREER FIELDING

POSITION	PCT	G	PO	A	E	TC	DP
Pitcher	---	1	0	0	0	0	0

DOHY'S GAME HIGHS

LOW-HIT CG: N/A... **SHUTOUTS:** N/A... **STRIKEOUTS:** 1... **WALKS:** 1... **LONGEST OUTING:** 1.0 inn. – 10/2/21 at MIA...
WINNING STREAK: N/A... **LOSING STREAK:** N/A... **SCORELESS STREAK:** N/A



SERANTHONY DOMÍNGUEZ 58

B-T: R-R
HT: 6-1; **WT:** 225
OPENING DAY AGE: 27
BORN: November 25, 1994, Esperanza, DR
RESIDES: Esperanza, DR
ML SERVICE: 3 years, 131 days
HOW OBTAINED: Signed by Phillies as an amateur free agent, 10/6/11

Right-Handed Pitcher

2021

- Began season on 60-day IL recovering from Tommy John surgery
- Was reinstated from the IL on 9/1 and optioned to Lehigh Valley (AAA) following rehab assignments to Jersey Shore (A), 8/3-10, Reading (AA), 8/11-23, and Lehigh Valley, 8/24-31
- Recalled from Lehigh Valley on 10/2
- On 10/3 at MIA, appeared in his first ML game since 6/5/19 at SD

2020

- Missed the entire season with a right elbow injury
- Underwent UCL reconstruction surgery on 7/30 (Dr. James Andrews)

2019

- Made his first career Opening Day roster
- Held RHH to a .151/.274/.226 slash line in 63 plate appearances, striking out 20 of those 63 batters (31.7%)
- Had a 2.38 ERA (3 ER, 11.1 IP) over his final 12 games
- Was placed on the 10-day IL from 6/6 through the end of the season with a right elbow UCL injury

2018

- Among all NL relievers, finished 3rd in OPP OPS (.301), 4th in OPP AVG (.157) and 6th in WHIP (0.93)
- His 16 saves were tied for the most by any Phillies rookie reliever (Jack Meyer, 1955) since at least 1913, and his 74 strikeouts were T-4th
- Following the season, was named to *Baseball Digest's* Rookie All-Star team
- Began season with Reading and was promoted to Lehigh Valley on 4/27
- Recalled on 5/7 and made his ML debut that day vs SF, recording his first strikeout
- Did not allow a hit or walk in his first six ML appearances, becoming the only reliever in ML history (since 1908) to do so in more than four straight to begin a career

- Began his career with 15.2 scoreless IP, most by a Phillies pitcher since Marty Bystrom had 20.0 straight scoreless IP to begin his career in 1980
- Drew a walk in his first career PA as a hitter, drawing his first walk before issuing his first as a pitcher (49 batters faced with 0 BB)
- Became one of four Phillies since 1900 to have 13+ strikeouts and zero walks in his first 10 relief appearances with the club (others: José Contreras, Billy Wagner and Bill Campbell)
- Earned his first ML save, 5/19 at STL (2.0 IP)
- Had a 10.1-inning scoreless streak, 6/27-7/22
- His 0.65 WHIP was the lowest ever by any Phillie through the All-Star break (min. 30.0 IP)
- Posted a 1.85 ERA (8 ER, 39.0 IP) in his first 34 career appearances and converted 12 of 13 save opportunities
- 43 of his 53 appearances were scoreless

2017

- Spent most of the season with Clearwater (A)
- Was on the IL, 5/30-7/20 (right shoulder strain); included two rehab starts for Gulf Coast League Phillies (R)
- Averaged 10.91 SO/9.0 IP (82 SO, 67.2 IP) between the two levels
- Had a 2.02 ERA (8 ER, 35.2 IP) over his first seven games (6 GS) with Clearwater and a 5.74 ERA (17 ER, 26.2 IP) over his final eight games (7 GS)
- Following the season, pitched for Cibao in the Dominican Winter League

2016

- Began the season with Williamsport (A)
- Promoted to Lakewood (A) on 7/5
- Allowed one ER or zero in seven of his 10 starts
- Finished the season with an active 16.0-inning scoreless streak and active 23.0-inning streak without allowing an ER

2015

- Second consecutive season with the GCL Phillies
- Participated in Florida Instructional League

2014

- Spent the entire season with the GCL Phillies
- Did not allow an ER over his final 13.2 innings (7 G), lowering his ERA from 6.57 to 3.12

2013

- Second season with the Dominican Summer League Phillies (R)
- Led the DSL in CG (2) & SHO (2) and T-3rd in starts (14)

- Went 2-1, 1.54 ERA (4 ER, 23.1 IP) over 4 August starts
- Allowed 2 ER or fewer in 11 of his 16 starts
- Participated in FIL

2012

- Began his pro career with DSL Phillies

PERSONAL

Seranthony Ambioris Domínguez (pronounced serr-AN-toh-nee)... Has one son, Saimon Domínguez Villanueva...

Hobby: Playing PS4... **Signed by:** Koby Pérez

SERANTHONY DOMÍNGUEZ'S CAREER STATISTICS

YEAR	CLUB	W-L	ERA	G	GS	CG	SHO	SV	IP	H	R	ER	HR	HB	BB	SO	WP	BK	AVG
2012	DSL Phillies	4-4	3.48	15	11	0	0	0	67.1	63	32	26	5	7	26	40	7	0	.252
2013	DSL Phillies	4-6	2.96	14	14	*2	*2	0	76.0	60	34	25	1	6	30	58	15	1	.217
2014	GCL Phillies	2-2	3.12	14	0	0	0	0	26.0	26	11	9	1	2	14	24	10	0	.260
2015	GCL Phillies	1-1	2.35	2	1	0	0	0	7.2	6	2	2	1	0	7	9	1	0	.207
2016	Williamsport	1-1	2.12	3	3	0	0	0	17.0	8	6	4	0	2	4	15	6	1	.136
	Lakewood	5-2	2.42	10	10	0	0	0	48.1	34	14	13	2	3	20	50	9	2	.202
2017	Clearwater	4-4	3.61	15	13	0	0	0	62.1	51	28	25	6	2	30	75	3	0	.230
	GCL Phillies	0-0	5.06	2	2	0	0	0	5.1	5	3	3	0	0	4	7	2	0	.250
2018	Reading	1-2	2.08	8	0	0	0	0	13.0	8	6	3	0	2	2	18	1	0	.178
	Lehigh Valley	1-0	0.00	3	0	0	0	0	3.2	0	0	0	0	0	1	3	0	0	.000
	PHILLIES	2-5	2.95	53	0	0	0	16	58.0	32	19	19	4	4	22	74	10	0	.157
2019	PHILLIES	3-0	4.01	27	0	0	0	0	24.2	24	13	11	3	1	12	29	1	0	.250
2020	PHILLIES	Injured – Did not pitch																	
2021	Jersey Shore+	0-0	0.00	3	3	0	0	0	3.0	1	0	0	0	0	1	4	0	0	.111
	Reading+	1-0	14.40	4	0	0	0	0	5.0	8	8	8	4	1	3	3	1	1	.333
	Lehigh Valley	0-1	7.30	12	0	0	0	0	12.1	13	13	10	1	3	8	16	1	0	.250
	PHILLIES	0-0	0.00	1	0	0	0	0	1.0	0	0	0	0	0	0	1	0	0	.000
Minors Totals		24-23	3.32	105	57	2	2	0	347.0	283	157	128	21	28	150	322	56	5	.224
ML	Totals	5-5	3.23	81	0	0	0	16	83.2	56	32	30	7	5	34	104	11	0	.185

* League leader
+ Rehab assignment

DOMÍNGUEZ'S MAJOR LEAGUE HITTING TOTALS

	AVG	AB	R	H	2B	3B	HR	RBI	SH	SF	HP	BB	SO	SB	CS	E
2019	.000	1	0	0	0	0	0	0	0	0	0	0	1	0	0	0
Career	.000	2	0	0	0	0	0	0	0	0	0	1	2	0	0	1

DOMÍNGUEZ'S CAREER TRANSACTIONS


- Signed by Philadelphia as an amateur free agent, October 6, 2011
- On injured list with a right elbow UCL injury, June 6, 2019 through the remainder of the season
- On injured list with a right elbow UCL injury, June 28, 2020 through the remainder of the season
- On injured list recovering from Tommy John surgery, February 17-August 31, 2021; included rehab assignments to Jersey Shore, August 3-10, Reading, August 11-23, and Lehigh Valley, August 24-31

DOMÍNGUEZ'S CAREER FIELDING

POSITION	PCT	G	PO	A	E	TC	DP
Pitcher	.950	81	7	12	1	20	0

DOMÍNGUEZ'S GAME HIGHS

STRIKEOUTS: 4 – 6/10/18 vs MIL... **WALKS:** 3 – 2 times, last: 9/11/18 vs WSH... **LONGEST OUTING:** 2.0 inn. – 7 times, last: 5/20/19 at CHI... **WINNING STREAK:** 4 games – 8/29/18-current... **LOSING STREAK:** 5 games – 6/19-8/25/18... **SCORELESS STREAK:** 15.2 inn. – 5/7-6/6/18



NICK DURON

85

B-T: R-R

HT: 6-4; **WT:** 190

OPENING DAY AGE: 26

BORN: January 30, 1996, Salinas, CA

RESIDES: Delray Beach, FL

HOW OBTAINED: Signed by Phillies as a minor league free agent, 1/9/22

@_nickduron
 @_nickduron

Non-Roster Invitee Right-Handed Pitcher

2021

- Was a non-roster invitee to SEA's ML spring training
- Began the season with Arkansas (AA)
- Was on the IL, 5/26-6/8 (right shoulder inflammation)
- Opened the year with a 12.0-inning scoreless streak (through 6/15)
- Posted a 0.99 WHIP at Arkansas
- Promoted to Tacoma (AAA), 8/12

2020

- Did not pitch

2019

- Spent the season with Modesto (A)
- Signed with SEA as a minor league free agent, 6/8
- Began the year in BOS' organization, but was released on 3/28
- Struck out at least one batter in 23 of 25 appearances
- Averaged 12.63 SO/9.0 IP (51 SO, 36.1 IP)
- In 17 games from 6/14-8/10, posted a 0.71 ERA (2 ER, 25.1 IP)

2018

- Limited to only 10 games between Greenville (A) and Gulf Coast League Red Sox (R) due to injury
- Was on the IL with right biceps inflammation, 5/21-end of season

2017

- Appeared in 13 games (12 starts) with Lowell (A)

2016

- Missed the season with a right elbow UCL injury

2015

- Began professional career with GCL Red Sox

PERSONAL

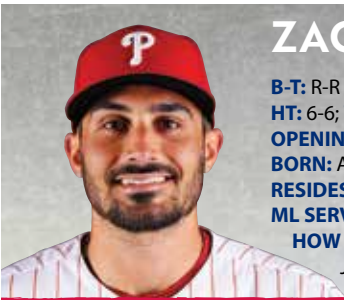
Nicholas Gregory Duron... Attended Clark College (WA)... 2014 graduate of Tigard High School (OR)... **Signed by:** Chris Pritchett

NICK DURON'S CAREER STATISTICS

YEAR	CLUB	W-L	ERA	G	GS	CG	SHO	SV	IP	H	R	ER	HR	HB	BB	SO	WP	BK	AVG
2015	GCL Red Sox	2-1	1.71	14	0	0	0	2	26.1	20	5	5	1	1	5	28	0	1	.200
2016	Injured - Did not pitch																		
2017	Lowell	3-5	3.35	13	12	0	0	0	53.2	43	21	20	3	0	16	36	4	0	.221
2018	Greenville	0-5	7.92	6	6	0	0	0	25.0	37	24	22	4	3	9	23	2	1	.339
	GCL Red Sox	0-1	4.91	4	0	0	0	0	3.2	5	3	2	0	0	1	1	0	0	.313
2019	Modesto	3-1	2.23	25	0	0	0	2	36.1	31	13	9	1	1	17	51	3	0	.228
2020	Did not pitch																		
2021	Arkansas	2-1	3.18	23	0	0	0	4	28.1	16	12	10	2	2	12	28	3	0	.163
	Tacoma	2-1	7.24	15	0	0	0	0	13.2	15	11	11	4	0	12	15	1	0	.288
Minors Totals		12-15	3.80	100	18	0	0	8	187.0	167	89	79	15	7	72	182	13	2	.237

DURON'S CAREER TRANSACTIONS

- Selected by Boston Red Sox in 31st round of June 2015 draft
- Signed by Seattle Mariners as a minor league free agent, June 8, 2019
- Signed by Philadelphia as a minor league free agent, January 9, 2022



ZACH EFLIN

B-T: R-R

HT: 6-6; **WT:** 220

OPENING DAY AGE: 28

BORN: April 8, 1994, Orlando, FL

RESIDES: Oviedo, FL

ML SERVICE: 5 years, 18 days

HOW OBTAINED: Acquired from Los Angeles Dodgers with Tom Windle for Jimmy Rollins, 12/19/14

56

@zeflin12
@zeflin

2022 PHILLIES

Right-Handed Pitcher

2021

- Among all pitchers with at least 400 batters faced, ranked 1st in BB % (3.6) & BB/9.0 IP (1.36) and 4th in SO/BB (6.19)
- Walked two or fewer in each of his 18 starts, the 4th-longest such streak to begin the season among all pitchers
- Tossed at least 6.0 innings in 14 of his 18 starts, including each of his first 10, and 11 of those 14 starts were quality starts
- In April, became the first Phillie since Cliff Lee in Sept. 2013 to walk two or fewer batters in a month in which he threw 30.0 innings or more
- Was just the 17th Phillie since at least 1901 to make at least four straight starts without walking a batter, 4/16-5/2
- His eight straight starts with one or zero walks from 9/27/20-5/7/21 were most by a Phillie since Cliff Lee went 10 straight, 9/6/13-4/21/14
- Went 157 straight batters without issuing an unintentional walk, the longest by a Phillie since Cliff Lee went 169 straight from 9/17/12-4/15/13
- Began his season with 10 straight starts of 6.0 IP or more and two walks or fewer, 4/4-5/24, becoming the first pitcher in the majors to begin a season with 10 straight such starts since Ivan Nova began 2017 with 15
- Made his 100th career start on 7/3 vs SD, becoming the 60th pitcher in Phillies history to start 100 games for the club
- Tossed at least 6.0 innings and allowed two runs or fewer in each of his first seven starts at home, tied for the longest such streak by a Phillie since 1901 (Woodie Fryman began 1968 with seven straight such starts at home)
- Was on the 10-day IL with right patella tendinitis, 7/17-8/25; included a rehab assignment to Reading (AA), 8/21-25
- Placed on the COVID-related IL on 8/27
- Was reinstated from the COVID-related IL on 9/8 and placed on the 60-day IL to recover from right patellar tendon surgery

2020

- Among NL starters, was T-2nd in SHO (1), T-4th in CG (1), T-5th in winning % (.667) and T-7th in SO/BB (5.00)
- Posted career bests in ERA (3.97), SO/9.0 IP (10.68), SO rate (28.6%) and WHIP (1.27)
- His 11.18 SO/9.0 IP (70 SO, 56.1 IP) as a starter ranked 9th among NL starters with at least 50.0 IP, and his 29.7% strikeout rate (70 SO, 236 BF) was 10th among NL starters with at least 235 batters faced

- Per Statcast, his increase in strikeout rate of 10.3% from 2019 (18.3% to 28.6%) was the 3rd-highest during the season among pitchers with 30.0 IP and 10th among all pitchers
- Set a new career high with 10 strikeouts on 8/12 vs BAL
- Had a franchise-record streak of 23.0 consecutive innings without allowing an earned run in an Interleague game come to an end on 8/12 vs BAL
- RHH slashed just .167/.180/.267 against him in his first five starts
- Walked only one batter over 20.1 IP from the fourth inning on 8/23 at ATL through his start on 9/8 at BOS (gm 1)
- Made three straight starts in doubleheaders, 9/8-18, becoming the first Phillie to do so since Ed Farmer, 6/21-7/2/83
- Had a 12.0-inning scoreless streak, 9/13-23, tying his career best
- Threw his fifth career CG and third career SHO on 9/18 vs TOR (gm 1), striking out nine and allowing four hits in 7.0 IP
- Was one of only 11 pitchers to throw a shutout during the season
- In his six home starts, posted a 3.09 ERA (12 ER, 35.0 IP), 1.11 WHIP (5 BB, 34 H), struck out 43 (11.06 SO/9.0 IP) and threw a shutout
- Made one relief appearance, tossing 2.2 scoreless innings on 9/27 at TB

2019

- Was T-3rd among ML starters in CG (2), 4th in first-pitch strike % (68.6) & fewest pitches per batter faced (3.65) and T-4th in SHO (1)
- Set career bests in starts (28), innings (163.1) and strikeouts (129)
- Made his first career Opening Day roster
- His complete game on 4/28 vs MIA was the third of his career and first 9.0-inning complete game by a Phillie since 9/17/16 vs MIA (Jeremy Hellickson)
- Had a career-long 12.0-inning scoreless streak, 5/5-11
- Tossed his second career shutout on 5/11 at KC, also the first by a Phillie since Hellickson on 9/17/16 vs MIA
- Became the first Phillie age 25 or younger to reach four career complete games since Cole Hamels in 2006 (6 CG)
- Became the first Phillie with four complete games before 55 career starts since 1995 (Tyler Green) and first major leaguer since 2016 (Masahiro Tanaka)
- Joined Roy Halladay (2010 and 2011) as the only two Phillies since 2000 with two complete games that early in a season (within team's first 38 games)

- Had a streak of 46 consecutive starts with three or fewer walks come to an end on 5/26 vs MIL; it was the 8th-longest such streak in Phillies history since at least 1908
- Posted a 2.64 ERA (9 ER, 30.2 IP) in five May starts
- Was on the 10-day IL, 5/28-6/6, with mid-back tightness
- On 6/12 vs ARI, became the first Phillie since 4/16/05 (Jon Lieber) to finish a start of 8.0 or more IP on 82 or fewer pitches and first in MLB to do so with as many strikeouts (9) since 8/25/04 (Randy Johnson, 11)
- Made four appearances out of the bullpen from 7/31-8/10
- Had a 2.83 ERA (13 ER, 41.1 IP) in his final seven starts of the season
- Made 17 starts against the NL East, tied for the most among any pitcher during the season

2018

- Began the season with Lehigh Valley (AAA), posting a 1.69 ERA in three starts before being recalled on 4/30
- Took a perfect game through 5.0 innings in his season debut, 5/1 at MIA
- Clubbed his first ML home run on 5/25 vs TOR (Sam Gaviglio)
- Went 5-0 with a 1.76 ERA (6 ER, 30.2 IP), 6 BB, 0 HR, 28 SO and held opponents to a .218 AVG in five June starts
- Was T-1st in the majors in wins and HR/9.0 IP in June, and in the NL ranked 3rd in ERA, 4th in SO/BB (4.97) and 8th in WHIP (0.98)
- Was the first Phillie to win five games in a month since May 2012 (Cole Hamels) and the first to have at least 30.0 IP and no home runs allowed in a month since April 2012 (Roy Halladay)
- Had a 32.2-inning streak without allowing a home run in parts of seven starts, 5/30-7/3
- Was on the 10-day IL, 7/15 (retro to 7/12) to 7/22 with a right middle finger blister
- Won six straight starts, 6/5-7/3, joining Cliff Lee and Roy Halladay as the only Phillies to accomplish that since 2000; posted a 1.91 ERA (8 ER, 37.2 IP) in those starts
- Pitched 8.0 innings on 85 pitches, 8/4 vs MIA, becoming the first Phillie since 2005 to finish a start with at least 8.0 innings on 85 or fewer pitches
- Optioned to Lehigh Valley on 8/11 and recalled on 8/22, however did not miss a start because he served as 26th man for the doubleheader on 8/16
- Allowed only 19 ER in 56.2 IP (3.02 ERA) from the fourth inning on in his starts, but surrendered 43 ER in 71.1 IP (5.43 ERA) in the first three innings

2017

- Began the season on the 10-day IL recovering from offseason surgery on both knees; activated and optioned to Lehigh Valley on 4/11 following a rehab assignment to Clearwater (A), 4/6-10
- Recalled on 4/18 after making one start for Lehigh Valley
- Had a career-best 29.0-inning streak without issuing a walk, 4/18-5/10; longest by a Phillie since 2013-14 (Cliff Lee, 31.0 IP)
- Had three straight starts with at least 7.0 IP and no walks, 4/18-5/4
- Optioned to Lehigh Valley on 5/28
- Was on the 7-day IL, 6/3-7/8 (right elbow strain); included a minor league rehab assignment to Gulf Coast League Phillies (R)
- Allowed two ER or fewer in five of his seven starts with Lehigh Valley
- Recalled on 8/8 and made three starts before being placed on the 10-day IL on 8/22 (retro to 8/19) with a right shoulder strain, causing him to miss the remainder of the season

- Posted a 2.81 ERA (10 ER, 32.0 IP) in his first five starts of the season and a 9.46 ERA (34 ER, 32.1 IP) in his final six

2016

- Began the season with Lehigh Valley
- Named International League Pitcher of the Week, 4/11-17 (2-0, 0.64 ERA, 14.0 IP, 7 H, R, ER, 2 BB, 8 SO)
- Had his contract selected and made his ML debut, 6/14 at TOR
- Became the first Phillies starting pitcher to make his ML debut outside of the United States since RHP David Coggin, 6/23/00 at Olympic Stadium (MTL), and the first to ever make his debut in TOR
- At just 22 years and 67 days old, was the 4th-youngest starting pitcher to debut for the Phillies since 2000, trailing only Gavin Floyd (21 years, 220 days), Brett Myers (21 years, 341 days) and Aaron Nola (22 years, 47 days)
- On 7/5 vs ATL, became the first Phillies pitcher to toss a CG for his first career win since 6/14/98 (Carlton Loewer)
- At 22 years, 105 days, was the youngest Phillies pitcher to toss two CG in a single season since 1975, when both Tom Underwood (21 years, 142 days) and Larry Christenson (21 years, 251 days) did so
- Was placed on the 15-day IL on 8/9 (patellar tendinopathy) and missed the remainder of the season
- Underwent surgery on his right knee on 8/19, and his left knee on 9/30 (Dr. Steve Cohen)

2015

- Named the No. 4 prospect in the Phillies minor league system by *Baseball America* prior to the season
- Spent the entire season with Reading
- Ranked T-9th in the Eastern League in WHIP (1.21)
- Selected as an EL midseason All-Star
- Named EL and Phillies Minor League Pitcher of the Week, 4/9-19
- Began the season by throwing 15.2 consecutive scoreless innings over three starts
- Pitched for Team USA in the Pan Am Games, 7/10-19 in Toronto, Canada; Team USA won the silver medal
- Went 2-0, 1.38 ERA (2 ER, 13.0 IP) in 2 starts in the EL playoffs

2014

- Spent the entire season with Lake Elsinore (A)
- Allowed two ER or fewer in 17 of his 24 starts (71%)
- Posted a 3.37 ERA (46 ER, 123.0 IP) in 23 of his 24 starts; allowed eight ER in 5.0 innings, 4/9 at High Desert

2013

- Spent season with Fort Wayne (A)
- Led the Midwest League in ERA (2.73)



- Allowed two ER or fewer in each of his final 19 starts (2.18 ERA, 26 ER, 107.1 IP)

2012

- Began his pro career with the Arizona League Padres (R)

PERSONAL

Zachary Adams Eflin... Married Lauren Dennen (12/12/20); has one daughter, Ashton James... 2012 graduate of Hagerty High School (FL)... Participated in the Florida Atlantic Coaches Association (FACA) All-Star Classic... **Hobbies:** Fishing, golf and playing guitar... **Signed by:** Willie Bosque

ZACH EFLIN'S CAREER STATISTICS

YEAR	CLUB	W-L	ERA	G	GS	CG	SHO	SV	IP	H	R	ER	HR	HB	BB	SO	WP	BK	AVG
2012	AZL Padres	0-1	7.71	4	3	0	0	0	7.0	9	6	6	0	0	3	4	0	0	.300
2013	Fort Wayne	7-6	*2.73	22	22	0	0	0	118.2	110	53	36	7	4	31	86	7	0	.239
2014	Lake Elsinore	10-7	3.80	24	24	0	0	0	128.0	138	56	54	9	4	31	93	3	0	.281
2015	Reading	8-6	3.69	23	23	0	0	0	131.2	136	63	54	12	4	23	68	3	0	.268
2016	Lehigh Valley	5-2	2.90	11	11	0	0	0	68.1	49	24	22	2	3	11	55	4	0	.199
	PHILLIES	3-5	5.54	11	11	2	1	0	63.1	67	42	39	12	1	17	31	1	0	.269
2017	Clearwater+	1-0	0.00	1	1	0	0	0	5.0	1	0	0	0	0	0	6	0	0	.059
	Lehigh Valley	1-4	4.57	8	7	0	0	0	43.1	48	22	22	3	4	15	38	3	0	.289
	PHILLIES	1-5	6.16	11	11	0	0	0	64.1	79	45	44	16	5	12	35	2	0	.309
	GCL Phillies	0-0	1.29	2	2	0	0	0	7.0	5	1	1	0	1	0	6	0	0	.200
2018	Lehigh Valley	2-2	4.05	4	4	0	0	0	20.0	20	10	9	0	2	5	15	2	0	.256
	PHILLIES	11-8	4.36	24	24	0	0	0	128.0	130	69	62	16	3	37	123	4	0	.261
2019	PHILLIES	10-13	4.13	32	28	#2	1	0	163.1	172	88	75	28	6	48	129	1	0	.268
2020	PHILLIES	4-2	3.97	11	10	1	1	0	59.0	60	28	26	8	1	15	70	1	0	.263
2021	PHILLIES	4-7	4.17	18	18	0	0	0	105.2	116	52	49	15	3	16	99	2	0	.276
	Reading+	0-0	0.00	1	1	0	0	0	2.1	1	0	0	0	0	3	0	0	0	.125
Minors Totals		34-28	3.46	100	98	0	0	0	531.1	517	235	204	33	22	119	374	22	0	.255
ML Totals		33-40	4.55	107	102	5	3	0	583.2	624	324	295	95	19	145	487	11	0	.272

* League leader

Tied for league lead

+ Rehab assignment

EFLIN'S MAJOR LEAGUE HITTING TOTALS

	AVG	AB	R	H	2B	3B	HR	RBI	SH	SF	HP	BB	SO	SB	CS	E
2021	.000	29	1	0	0	0	0	1	6	0	1	1	15	0	0	1
Career	.126	167	10	21	3	0	1	6	15	0	1	1	94	0	0	7

EFLIN'S CAREER TRANSACTIONS


- Selected by San Diego Padres between 1st and 2nd rounds (33rd overall) of June 2012 draft
- Traded to Los Angeles Dodgers with Yasmani Grandal (c) and Joe Wieland (rhp) for Matt Kemp (of), Tim Federowicz (c) and cash considerations, December 18, 2014
- Traded to Philadelphia with Tom Windle (lhp) for Jimmy Rollins (ss), December 19, 2014
- On injured list with patellar tendinopathy, August 9, 2016 through the remainder of the season
- On injured list recovering from surgery on both knees, March 30-April 10, 2017; included rehab assignment to Clearwater, April 6-10
- On injured list with a right shoulder strain, August 19, 2017 through the remainder of the season
- On injured list with a right middle finger blister, July 12-22, 2018
- On injured list with mid-back tightness, May 28-June 6, 2019
- On injured list with right patella tendinitis, July 17-August 25, 2021; included rehab assignment to Reading, August 21-25
- On COVID-related injured list, August 27-September 7, 2021
- On injured list recovering from right patellar tendon surgery, September 8, 2021 through the remainder of the season

EFLIN'S CAREER FIELDING

POSITION	PCT	G	PO	A	E	TC	DP
Pitcher	.945	107	34	86	7	127	4

EFLIN'S GAME HIGHS

LOW-HIT CG: 3 – 7/22/16 at PIT... **SHUTOUTS:** 3 – last: 9/18/20 vs TOR (gm 1)... **STRIKEOUTS:** 10 – 8/12/20 vs BAL... **WALKS:** 4 – 5 times, last: 9/23/19 at WSH... **LONGEST OUTING:** 9.0 inn. – 4 times, last: 5/11/19 at KC... **WINNING STREAK:** 6 games – 6/5-7/3/18... **LOSING STREAK:** 5 games – 2 times, last: 5/13-6/20/21... **SCORELESS STREAK:** 12.0 inn. – 2 times, last: 9/13-23/20



KENT EMANUEL



B-T: L-L

HT: 6-4; **WT:** 221

OPENING DAY AGE: 29

BORN: June 4, 1992, Woodstock, GA

RESIDES: Atlanta, GA

ML SERVICE: 164 days

HOW OBTAINED: Claimed off waivers from Houston Astros, 11/19/21

@KentEmanuel
 @kentemanuel

Left-Handed Pitcher

2021

- Began season at HOU's alternate training site and was recalled on 4/23
- Made his ML debut on 4/24 vs LAA, entering with one out in the first inning and throwing 8.2 innings with two runs allowed to finish the game and earn his first win
- On 5/26, was placed on the IL with left elbow soreness and missed the remainder of the season after undergoing elbow surgery

2020

- Was suspended for the season for violating MLB's Joint Drug Prevention and Treatment Program
- Following the season, pitched for Licey in the Dominican Winter League, posting a 1.46 ERA (2 ER, 12.1 IP) with one walk and 16 strikeouts in 16 appearances

2019

- Spent season with Round Rock (AAA)
- Named Pacific Coast League Pitcher of the Week, 8/26-9/1

2018

- Spent season with Fresno (AAA)
- His 9.25 SO/9.0 IP (86 SO, 83.0 IP) were a professional high

2017

- Began season with Corpus Christi (AA)
- Promoted to Fresno on 7/16
- Between the two levels, went 6-7 with a 5.72 ERA (74 ER, 116.1 IP) in 25 games (19 starts)

2016

- Spent season with Corpus Christi
- Began season on the IL (left elbow sprain) and was reinstated on 5/27

2015

- Made four appearances with Corpus Christi before undergoing season-ending Tommy John surgery

2014

- Began season with Quad Cities (A)
- Was promoted to Lancaster (A) on 5/1
- Combined to go 9-7 with two saves and a 4.21 ERA (58 ER, 124.0 IP) in 27 games (18 starts) across both levels

2013

- Began pro career with Gulf Coast League Astros (R)

PERSONAL

Kent Jeffrey Emanuel... 2010 graduate of Woodstock High School (GA), where he was All-County, All-Region and All-State as a senior... Also played basketball in high school... Attended University of North Carolina, where he went 28-8 with a 2.34 ERA (87 ER, 334.1 IP) in 54 career games (47 starts) in three years... His 28 wins set a school record over a pitcher's first three seasons... As a junior, became the third Tar Heel in school history to win ACC Pitcher of the Year honors, joining Alex White (2008) and Andrew Miller (2006)... Was a Dick Howser Trophy and Golden Spikes Award finalist... **Signed by:** Tim Bittner

KENT EMANUEL'S CAREER STATISTICS

YEAR	CLUB	W-L	ERA	G	GS	CG	SHO	SV	IP	H	R	ER	HR	HB	BB	SO	WP	BK	AVG
2013	GCL Astros	0-0	0.00	4	4	0	0	0	9.0	6	0	0	0	0	2	8	0	0	.188
2014	Quad Cities	0-2	2.45	6	4	0	0	0	22.0	20	12	6	3	0	4	17	0	0	.241
	Lancaster	9-5	4.59	21	14	0	0	2	102.0	111	55	52	12	4	19	76	2	0	.278
2015	Corpus Christi	1-1	3.68	4	2	0	0	0	14.2	21	8	6	1	0	5	5	1	0	.350
2016	Corpus Christi	6-4	5.23	17	16	0	0	1	82.2	97	51	48	8	1	20	58	1	0	.292
2017	Corpus Christi	5-5	4.60	16	11	0	0	0	74.1	95	42	38	7	5	17	63	2	0	.318
	Fresno	1-2	7.71	9	8	0	0	1	42.0	71	39	36	7	0	20	28	1	0	.382
2018	Fresno	5-4	5.59	31	10	0	0	1	83.2	107	57	52	10	2	26	86	2	0	.308
2019	Round Rock	8-2	3.90	28	7	0	0	1	101.2	98	47	44	9	2	23	81	1	0	.254
2020	Did not pitch																		
2021	HOUSTON	1-0	2.55	10	0	0	0	0	17.2	12	5	5	4	1	4	13	0	0	.190
Minors Totals		35-25	4.77	136	76	0	0	6	532.0	626	311	282	57	14	136	422	10	0	.295
ML Totals		1-0	2.55	10	0	0	0	0	17.2	12	5	5	4	1	4	13	0	0	.190

EMANUEL'S CAREER TRANSACTIONS

- Selected by Pittsburgh Pirates in 19th round of June 2010 draft, but did not sign
- Selected by Houston Astros in 3rd round of June 2013 draft
- On injured list with left elbow soreness, May 26, 2021 through the remainder of the season
- Claimed off waivers by Philadelphia, November 19, 2021

EMANUEL'S CAREER FIELDING

POSITION	PCT	G	PO	A	E	TC	DP
Pitcher	1.000	10	3	1	0	4	1

EMANUEL'S GAME HIGHS

LOW-HIT CG: N/A... **SHUTOUTS:** N/A... **STRIKEOUTS:** 5 – 4/24/21 vs LAA... **WALKS:** 1... **LONGEST OUTING:** 8.2 inn. – 4/24/21 vs LAA... **WINNING STREAK:** N/A... **LOSING STREAK:** N/A... **SCORELESS STREAK:** 8.0 inn. – 4/24-5/7/21



BAILEY FALTER

B-T: R-L
HT: 6-3; **WT:** 205
OPENING DAY AGE: 24
BORN: April 24, 1997, Chino Hills, CA
RESIDES: Chino Hills, CA
ML SERVICE: 119 days
HOW OBTAINED: Selected by Phillies in 5th round of June 2015 draft

70

 @baileyfalter

Left-Handed Pitcher

2021

- Began season at alternate training site in Lehigh Valley and began minor league season with Lehigh Valley (AAA)
- Was recalled by the Phillies for a brief stint, 4/20-25, during which he made his ML debut on 4/25 at COL
- Was recalled again on 6/14 from Lehigh Valley
- On 6/14 at LAD, allowed one base runner in 3.0 scoreless IP, becoming the first Phillie since 1992 (Keith Shepherd) to do so within his first two career games, and only the seventh Phillie to do so since at least 1901
- Had at least one strikeout in each of his first 17 career appearances, tied for longest such streak to begin a career by a Phillies reliever (other: Mark Leiter)
- Was on the COVID-related IL, 7/11-15 and 7/20-8/13, with the latter stint including a rehab assignment to Lehigh Valley, 8/12-13
- Struck out 34 of the 139 batters he faced (24.4%) and walked only six (4.3%)
- Half of his appearances (11 of 22) were more than 1.0 inning and seven were at least 2.0 innings

2020

- Did not pitch
- Participated in Florida Instructional League

2019

- Spent season with Reading (AA)
- Posted a 2.54 ERA (11 ER, 39.0 IP) in seven starts from 4/16-5/29
- Averaged 1.75 BB/9.0 IP (15 BB, 77.1 IP)

- Was on the IL from 7/11-end of season (left elbow inflammation)

2018

- Named a Florida State League midseason All-Star
- Twice chosen as FSL Pitcher of the Week (4/23-29 & 5/7-13)
- Selected as Phillies Minor League Pitcher of the Week three times (4/23-29, 5/7-13 & 8/13-19)
- Ranked T-10th in the FSL in wins (8)
- Began season with Clearwater (A)
- Struck out a career-high 11 batters on 5/12 vs Daytona
- Was on the IL from 7/8-8/6 with left shoulder inflammation; included rehab assignments to Gulf Coast League Phillies East and West (R)
- Went 3-0 with a 1.20 ERA (4 ER, 30.0 IP) and surrendered just three walks over his last five starts
- Walked one or none in 14 of his 17 starts with Clearwater
- Following the season, pitched for Mayaguez in the Puerto Rican Winter League

2017

- Spent entire season with Lakewood (A)
- Finished 7th in the South Atlantic League in ERA (2.99)
- Named Phillies Minor League Pitcher of the Week, 7/24-30
- Struck out nine over 7.0 scoreless IP on 7/29 vs Hickory
- Held opponents to a .116 AVG (5-43) with RISP and two outs
- Went 5-2 with a 1.69 ERA (11 ER, 58.2 IP) and 63 SO in 10 home starts
- Posted a 1.78 ERA (7 ER, 35.1 IP) in his last six starts
- Did not surrender more than one walk in 13 of his 21 starts

2016

- Spent entire season with Williamsport (A)
- Struck out 31 batters in 22.0 IP over four starts, 7/1-21
- Named New York-Penn League Pitcher of the Week, 7/18-24
- Surrendered only one home run in his final 43.2 IP
- Participated in FIL

2015

- Began pro career with Gulf Coast League Phillies
- Did not allow an earned run in four of his seven starts
- Averaged 0.94 BB/9.0 IP (3 BB, 28.2 IP)
- Participated in FIL

PERSONAL

Bailey Falter... 2015 graduate of Chino Hills High School (CA)... **Hobbies:** Boating, working on cars and watching UFC... **Signed by:** Demerius Pittman

BAILEY FALTER'S CAREER STATISTICS

YEAR	CLUB	W-L	ERA	G	GS	CG	SHO	SV	IP	H	R	ER	HR	HB	BB	SO	WP	BK	AVG
2015	GCL Phillies	1-2	3.45	8	7	0	0	0	28.2	28	12	11	2	1	3	25	1	0	.259
2016	Williamsport	1-6	3.17	13	13	0	0	0	59.2	61	31	21	3	3	17	59	5	0	.257
2017	Lakewood	8-7	2.99	21	21	0	0	0	114.1	117	41	38	7	5	23	105	13	0	.270
2018	Clearwater	8-4	2.69	17	17	0	0	0	93.2	87	35	28	6	3	15	83	3	0	.247
	GCL Phillies-E	0-0	0.00	1	1	0	0	0	3.2	2	0	0	0	0	0	6	0	0	.154
	GCL Phillies-W	0-1	6.23	1	1	0	0	0	4.1	7	4	3	1	0	0	7	1	0	.333
2019	Reading	6-5	3.84	14	14	0	0	0	77.1	82	37	33	9	0	15	62	3	0	.272
2020	Did not pitch																		
2021	Lehigh Valley	2-0	1.76	8	6	0	0	0	30.2	23	6	6	3	0	8	44	0	0	.205
	PHILLIES	2-1	5.61	22	1	0	0	0	33.2	34	21	21	5	2	6	34	2	0	.262
Minors Totals		26-25	3.06	83	80	0	0	0	412.1	407	166	140	31	12	81	391	26	0	.258
ML	Totals	2-1	5.61	22	1	0	0	0	33.2	34	21	21	5	2	6	34	2	0	.262

FALTER'S MAJOR LEAGUE HITTING TOTALS

	AVG	AB	R	H	2B	3B	HR	RBI	SH	SF	HP	BB	SO	SB	CS	E
2021/Career	.000	5	0	0	0	0	0	0	0	0	0	0	5	0	0	0

FALTER'S CAREER TRANSACTIONS

- Selected by Philadelphia in 5th round of June 2015 draft
- On COVID-related injured list, July 11-15, 2021
- On COVID-related injured list, July 20-August 13, 2021; included rehab assignment to Lehigh Valley, August 12-13

FALTER'S CAREER FIELDING

POSITION	PCT	G	PO	A	E	TC	DP
Pitcher	1.000	22	0	2	0	2	0

FALTER'S GAME HIGHS

LOW-HIT CG: N/A... **SHUTOUTS:** N/A... **STRIKEOUTS:** 6 – 6/28/21 at CIN... **WALKS:** 2 – 9/10/21 vs COL... **LONGEST OUTING:** 4.0 inn. – 6/28/21 at CIN... **WINNING STREAK:** 2 games – 7/10-8/31/21... **LOSING STREAK:** N/A... **SCORELESS STREAK:** 6.2 inn. – 6/18-28/21



JEURYS FAMILIA

31

B-T: R-R

HT: 6-3; **WT:** 246

OPENING DAY AGE: 32

BORN: October 10, 1989, Santo Domingo, DR

RESIDES: Yaguatae, San Cristóbal, DR

ML SERVICE: 9 years, 23 days

HOW OBTAINED: Signed by Phillies as a free agent, 3/15/22

@jeurysfamilia

2022 PHILLIES

Right-Handed Pitcher

2021

- Finished the season with the following all-time NYM relief rankings: 4th in strikeouts (484) and 5th in wins (28) & IP (463.1)
- His nine wins were 3rd among NL relievers and 5th among ML relievers
- Had a 10.2-inning scoreless streak, 4/10-5/8
- Was on the 10-day IL with a right hip impingement, 6/21-7/1; included a rehab assignment to Syracuse (AAA)
- Recorded 27 strikeouts in 17 games (18.0 innings) from 6/13-8/4

2020

- Led NYM relievers with 26.2 IP
- Had a 2.51 ERA (4 ER, 14.1 IP) in his final 13 outings after logging a 5.11 ERA (7 ER, 12.1 IP) in his first 12 games
- Set a career high with four strikeouts on 8/12 vs WSH
- Finished the season 3rd in NYM history in saves (123)

2019

- Made at least 60 appearances for the fifth time in six seasons
- His 66 appearances tied with Edwin Díaz for the NYM team lead
- Was on the IL with a sore right shoulder, 5/1-13, and with a Bennett lesion in his right shoulder, 6/18-7/1; the latter stint included rehab assignments to Brooklyn (A) and Syracuse
- In 24 appearances in July and August, posted a 2.75 ERA (6 ER, 19.2 IP) with 25 strikeouts and one home run allowed

2018

- Began the season with NYM
- Recorded saves in seven straight appearances, 3/31-4/13
- Posted a 1.64 ERA (4 ER, 22.0 IP) and 0.95 WHIP with 27 strikeouts in his first 22 appearances
- Was on the IL with a sore right shoulder, 6/7-16
- Traded to OAK on 7/21
- Allowed only three home runs, T-3rd fewest among all pitchers with at least 70.0 IP
- Did not allow a home run in 40.1 consecutive innings, 5/13-8/28 (37 games)
- Averaged 10.38 SO/9.0 IP (83 SO, 72.0 IP) between NYM and OAK
- Did not allow an earned run in 15 consecutive appearances, 7/1-8/8

FAMILIA PHAST PHACTS

- 2016 NL All-Star
- 2016 MLB leader in saves

- Pitched in the AL Wild Card Game for OAK, retiring the side in order in the eighth inning

2017

- Began the season on the restricted list and was reinstated on 4/19; tossed 2.0 scoreless innings in two minor league rehab outings
- On 5/11, underwent surgery to repair a blockage of the posterior circumflex humeral artery on his right side (Dr. Robert Thomson)
- Missed majority of the season, returning from the IL on 8/24 after rehab assignments to St. Lucie (A), Binghamton (AA) and Brooklyn
- Recorded six saves and passed Billy Wagner to move into 4th place on NYM's all-time saves list
- Prior to the season, pitched for the Dominican Republic in the World Baseball Classic, recording two saves in 3.1 scoreless innings over four games

2016

- Made his first career All-Star team (did not pitch)
- Led MLB with 51 saves, becoming the 13th pitcher all-time to reach the 50-save mark
- His 51 saves were T-9th-most in ML history
- Set NYM's franchise record for saves in a season and was the first NYM pitcher to lead the majors in saves
- Became the first Dominican-born pitcher to notch 50 or more saves in a season
- Appeared in a career-high 78 games, his third straight season with at least 76 appearances
- Recorded 52 straight saves in the regular season from 8/1/15-7/26/16, the longest streak in NYM history and the third-longest in history
- Posted a career-long 17.0-inning scoreless streak, 6/8-7/19
- Recorded a save in a team-record 14 straight appearances from 6/21-7/26
- Recorded his 100th career save to clinch the NL Wild Card on 10/1 at PHI
- Appeared in the Wild Card Game vs SF, suffering the loss after surrendering a three-run home run in the ninth inning

2015

- Finished 3rd in MLB with 43 saves, which also tied the NYM franchise record at the time
- Posted a 1.85 ERA (16 ER, 78.0 IP)
- Appeared in 76 games for the second consecutive season
- Recorded the final three outs in NYM's NL East-clinching win on 9/26 at CIN
- Tied the franchise saves record on the final day of the season in a 1-0 win vs WSH
- Posted a 0.61 ERA (1 ER, 14.2 IP) in the postseason
- Set a single-postseason franchise record with five saves
- Retired all 16 batters he faced in the NLDS vs LAD
- Pitched 2.0 perfect innings for the save in a Game 5 NLDS win, becoming the third pitcher to have a perfect six-out save in a winner-take-all postseason game, joining STL's Bruce Sutter (Game 7, 1982 WS) and NYM's Jesse Orosco (Game 7, 1986 WS)
- His three NLCS saves tied an NLCS record

2014

- His 76 appearances were most among ML rookies and established a NYM rookie record
- His 23 holds were also most by a rookie in club history
- Earned his first ML win on 4/25 vs MIA
- Collected his first ML hit (single) on 5/28 vs PIT
- Following the season, underwent bilateral sports hernia surgery (Dr. Bill Meyers)

2013

- Was on the IL from 5/9-9/13 recovering from right elbow surgery to remove bone spurs and loose bodies
- Appeared in three rehab games with St. Lucie and one with Brooklyn before finishing his season with four games with Las Vegas (AAA)
- Following the season, pitched for Scottsdale in the Arizona Fall League
- Named an AFL Rising Star

2012

- Spent majority of the season with Buffalo (AAA), where he was a full-time starter
- Recalled by NYM on 9/4 and made his ML debut that day at STL
- Made his first ML start on 10/1 at MIA (4.0 IP)

2011

- Was an Eastern League midseason All-Star
- Split season between Binghamton and St. Lucie, posting a 2.90 ERA (40 ER, 124.0 IP) between the two levels
- Ranked 5th among NYM minor leaguers with 132 strikeouts
- Was on the IL, 7/15-8/1 (right shoulder impingement)
- Following the season, pitched for Gigantes in the Dominican Winter League

MOST APPEARANCES, ML PITCHERS (2014-21)

1.	Bryan Shaw	526
2.	Tony Watson	511
3.	Kenley Jansen	485
4.	Steve Cishek	483
5.	JEURYS FAMILIA	482

2010

- Pitched for the World Team in the All-Star Futures Game at Angel Stadium
- Spent the season with St. Lucie
- Was on the IL, 5/1-15 (left wrist burn)

2009

- Spent the season with Savannah (A)
- Named the Sterling Organizational Pitcher of the Year for Savannah, emblematic of the team's MVP

2008

- Began his pro career with Gulf Coast League Mets (R)

PERSONAL

Jeurys Familia (pronounced jeh-oh-REES)... Married Bianca Rivas... 2007 graduate of Liceo Anallilian Miranda High School (DR)... During the COVID-19 pandemic, delivered 400 bags of food in April 2020 to his neighborhood near Yaguatae in the Dominican Republic... **Hobbies:** Listening to music and playing video games... **Signed by:** Dem Ismael Cruz and Marcelino Vallejo



JEURYS FAMILIA'S CAREER STATISTICS

YEAR	TEAM	W-L	ERA	G	GS	CG	SHO	SV	IP	H	R	ER	HR	HB	BB	SO	WP	BK	AVG
2008	GCL Mets	2-2	2.79	11	11	0	0	0	51.2	46	20	16	2	3	13	38	4	2	.232
2009	Savannah	10-6	2.69	24	23	0	0	0	134.0	109	49	40	3	12	46	109	17	5	.221
2010	St. Lucie	6-9	5.58	24	24	0	0	0	121.0	117	87	75	7	15	74	137	25	3	.257
2011	St. Lucie	1-1	1.49	6	6	0	0	0	36.1	21	7	6	1	1	8	36	1	0	.171
	Binghamton	4-4	3.49	17	17	0	0	0	87.2	85	43	34	10	8	35	96	10	0	.249
2012	Buffalo	9-9	4.73	28	28	1	0	0	137.0	145	84	72	8	4	73	128	13	2	.267
	NEW YORK-NL	0-0	5.84	8	1	0	0	0	12.1	10	8	8	0	0	9	10	0	0	.233
2013	Brooklyn+	0-0	0.00	1	1	0	0	0	1.0	1	1	0	0	0	0	0	0	0	.250
	St. Lucie+	0-1	3.00	3	1	0	0	0	3.0	2	1	1	0	0	2	3	2	0	.182
	Las Vegas	0-0	0.00	4	0	0	0	1	5.0	5	0	0	0	0	1	4	0	0	.278
	NEW YORK-NL	0-0	4.22	9	0	0	0	1	10.2	12	5	5	2	0	9	8	3	0	.293
2014	NEW YORK-NL	2-5	2.21	76	0	0	0	5	77.1	59	26	19	3	2	32	73	9	0	.209
2015	NEW YORK-NL	2-2	1.85	76	0	0	0	43	78.0	59	16	16	6	2	19	86	4	0	.207
2016	NEW YORK-NL	3-4	2.55	78	0	0	0	*51	77.2	63	25	22	1	1	31	84	3	0	.220
2017	NEW YORK-NL	2-2	4.38	26	0	0	0	6	24.2	21	14	12	1	1	15	25	1	0	.231
	St. Lucie+	0-0	0.00	3	0	0	0	0	3.0	1	0	0	0	0	2	5	0	0	.111
	Binghamton+	0-0	0.00	1	0	0	0	0	1.0	0	0	0	0	0	0	1	0	0	.000
	Brooklyn+	0-0	0.00	2	0	0	0	0	2.0	1	0	0	0	0	0	1	0	0	.143
2018	NEW YORK-NL	4-4	2.88	40	0	0	0	17	40.2	36	13	13	1	2	14	43	1	0	.234
	OAKLAND	4-2	3.45	30	0	0	0	1	31.1	24	13	12	2	0	14	40	1	0	.205
	NYM/OAK	8-6	3.13	70	0	0	0	18	72.0	60	26	25	3	2	28	83	2	0	.221
2019	NEW YORK-NL	4-2	5.70	66	0	0	0	0	60.0	62	39	38	7	3	42	63	3	0	.274
	Brooklyn+	0-0	0.00	1	0	0	0	0	1.1	0	0	0	0	0	0	2	0	0	.000
	Syracuse+	0-0	0.00	1	0	0	0	0	1.0	1	0	0	0	0	0	2	0	0	.250
2020	NEW YORK-NL	2-0	3.71	25	0	0	0	0	26.2	20	11	11	2	3	19	23	1	0	.204
2021	NEW YORK-NL	9-4	3.94	65	0	0	0	1	59.1	57	31	26	10	2	27	72	4	0	.248
	Syracuse+	0-0	0.00	1	1	0	0	0	1.0	0	0	0	0	0	0	0	0	0	.000
Minors Totals		32-32	3.75	127	112	1	0	1	586.0	534	292	244	31	43	254	562	72	12	.241
AL Totals		4-2	3.45	30	0	0	0	1	31.1	24	13	12	2	0	14	40	1	0	.205
NL Totals		28-23	3.27	469	1	0	0	124	467.1	399	188	170	33	16	217	487	29	0	.230
ML Totals		32-25	3.28	499	1	0	0	125	498.2	423	201	182	35	16	231	527	30	0	.228

* League leader
+ Rehab assignment

FAMILIA'S WILD CARD SERIES STATISTICS

YEAR	CLUB, OPP	W-L	ERA	G	GS	CG	SHO	SV	IP	H	R	ER	HR	HB	BB	SO	WP	BK	AVG
2016	NYM, SF	0-1	27.00	1	0	0	0	0	1.0	2	3	3	1	0	1	1	0	0	.400
2018	OAK, NYY	0-0	0.00	1	0	0	0	0	1.0	0	0	0	0	0	0	1	0	0	.000
WC Totals		0-1	13.50	2	0	0	0	0	2.0	2	3	3	1	0	1	2	0	0	.250

FAMILIA'S DIVISION SERIES STATISTICS

YEAR	CLUB, OPP	W-L	ERA	G	GS	CG	SHO	SV	IP	H	R	ER	HR	HB	BB	SO	WP	BK	AVG
2015	NYM, LAD	0-0	0.00	4	0	0	0	2	5.1	0	0	0	0	0	0	3	0	0	.000

FAMILIA'S LEAGUE CHAMPIONSHIP SERIES STATISTICS

YEAR	CLUB, OPP	W-L	ERA	G	GS	CG	SHO	SV	IP	H	R	ER	HR	HB	BB	SO	WP	BK	AVG
2015	NYM, CHI	0-0	0.00	4	0	0	0	3	4.1	2	0	0	0	0	2	3	0	0	.133

FAMILIA'S WORLD SERIES STATISTICS

YEAR	CLUB, OPP	W-L	ERA	G	GS	CG	SHO	SV	IP	H	R	ER	HR	HB	BB	SO	WP	BK	AVG
2015	NYM, KC	0-0	1.80	4	0	0	0	0	5.0	3	2	1	1	0	0	3	0	0	.167

FAMILIA'S ALL-STAR GAME STATISTICS

YEAR	CLUB, SITE	W-L	ERA	G	GS	CG	SHO	SV	IP	H	R	ER	HR	HB	BB	SO	WP	BK	AVG
2016	NL, SD																		Did not pitch

FAMILIA'S WORLD BASEBALL CLASSIC STATISTICS

YEAR	CLUB	W-L	ERA	G	GS	CG	SHO	SV	IP	H	R	ER	HR	HB	BB	SO	WP	BK	AVG
2017	Dom. Republic	0-0	0.00	4	0	0	0	2	3.1	2	0	0	0	0	0	7	0	0	.167

FAMILIA'S MAJOR LEAGUE HITTING TOTALS

	AVG	AB	R	H	2B	3B	HR	RBI	SH	SF	HP	BB	SO	SB	CS	E
2017	.000	1	0	0	0	0	0	0	0	0	0	0	1	0	0	1
Career	.400	5	0	2	0	0	0	1	0	0	0	0	2	0	0	4

FAMILIA'S CAREER TRANSACTIONS


- Signed by New York Mets as an amateur free agent, July 13, 2007
- On injured list recovering from right elbow surgery to remove bone spurs and loose bodies, May 9-September 13, 2013; included rehab assignments to St. Lucie, September 1-2, Brooklyn, September 3-8, and Savannah, September 9-13
- On injured list with an arterial clot in his right shoulder, May 11-August 24, 2017; included rehab assignments to St. Lucie, August 16-21, and Brooklyn, August 22-24
- On injured list with a sore right shoulder, June 7-16, 2018
- Traded to Oakland Athletics for Bobby Wahl (rhp), Will Toffey (inf) and international pool money, July 21, 2018
- Signed by New York Mets as a free agent, December 13, 2018
- On injured list with a sore right shoulder, May 1-13, 2019
- On injured list with a Bennett lesion in his right shoulder, June 18-July 1, 2019; included rehab assignments to Brooklyn, June 28-29, and Syracuse, June 30-July 1
- On injured list with a right hip impingement, June 21-July 1, 2021; included rehab assignment to Syracuse, June 29-July 1
- Signed by Philadelphia as a free agent, March 15, 2022

FAMILIA'S CAREER FIELDING

POSITION	PCT	G	PO	A	E	TC	DP
Pitcher	.957	499	24	64	4	92	4

FAMILIA'S GAME HIGHS

LOW-HIT CG: N/A... **SHUTOUTS:** N/A... **STRIKEOUTS:** 4 – 8/12/20 vs WSH... **WALKS:** 6 – 10/1/12 at MIA... **LONGEST OUTING:** 4.0 inn. – 10/1/12 at MIA... **WINNING STREAK:** 5 games – 2 times, last: 8/12/20-5/18/21... **LOSING STREAK:** 3 games – 5/29-7/28/16... **SCORELESS STREAK:** 17.0 inn. – 6/8-7/19/16



LUIS GARCÍA

83

B-T: S-R

HT: 5-11; **WT:** 195

OPENING DAY AGE: 21

BORN: October 1, 2000, San Pedro de Macorís, DR

RESIDES: San Pedro de Macorís, DR

HOW OBTAINED: Signed by Phillies as an amateur free agent, 7/2/17

2022 PHILLIES

Infielder

2021

- Was a non-roster invitee to ML spring training
- Began the season with Clearwater (A), where he spent most of the year
- Promoted to Jersey Shore (A), 9/2
- Among Low-A Southeast hitters, finished with the following rankings: 4th in SLG (.423), T-4th in sacrifice hits (2), 6th in OPS (.780), T-6th in hits (82) & triples (5), 7th in total bases (141), T-7th in walks (54) & XBH (32), 9th in runs (57), T-9th in HR (11) and 10th in at-bats (333) & plate appearances (395)
- Was twice selected as Low-A Southeast Player of the Week: 6/28-7/4 and 8/23-29
- Had two multi-HR games: 6/30 vs St. Lucie and 7/16 vs Dunedin
- Posted a .243/.353/.414 slash line with 18 doubles, five triples, 13 homers, 50 RBI, 63 runs, 64 walks and 15 steals in 103 combined games
- Was the only Phillies minor league player who had at least 60 walks and 15 stolen bases
- Defensively, made starts at 2nd base (34) and SS (67)
- Participated in Florida Instructional League

2020

- Participated in FIL

2019

- Spent the entire season with Lakewood (A), leading the team in games
- Named Phillies Minor League Defender of the Month for June

- Posted a 20-game on-base streak, 5/9-6/1
- Defensively, made 70 starts at SS and 55 at 2nd base
- Combined to help turn 70 double plays
- Following the season, was named the No. 7 prospect in the Phillies minor league system by *Baseball America*
- Participated in FIL

2018

- Spent the entire season with Gulf Coast League Phillies West (R) and was named a GCL All-Star
- Ranked 1st in the GCL in AVG (.369) & hits (62), 3rd in OBP (.433) & RBI (32), 4th in runs scored (33), 6th in total bases (82) and T-6th in OPS (.921)
- Led all qualifying shortstops in the GCL with a .969 fielding percentage
- Led all Phillies short-season minor leaguers in AVG
- Selected as Phillies Minor League Defender of the Month for August
- Hit .522 (12-23) with RISP and two outs
- Batted .394 (50-127) with a .946 OPS against RHP
- Following the season, was named the No. 3 prospect in the Phillies minor league system by *Baseball America*
- Participated in FIL

2017

- Participated in FIL

PERSONAL

Luis José García... **Signed by:** Carlos Salas


LUIS GARCÍA'S CAREER STATISTICS

YEAR	CLUB	AVG	G	AB	R	H	2B	3B	HR	RBI	SH	SF	HP	BB	SO	SB	CS	OBP	SLG	OPS	E
2018	GCL Phillies-W	*.369	43	168	33	*62	11	3	1	32	0	0	4	15	21	8	8	.433	.488	.921	5
2019	Lakewood	.186	127	467	36	87	14	3	4	36	3	5	5	44	132	9	8	.261	.255	.516	24
2020	Did not play																				
2021	Clearwater	.246	87	333	57	82	16	5	11	42	2	2	4	54	93	11	6	.356	.423	.780	21
	Jersey Shore	.224	16	58	6	13	2	0	2	8	1	1	0	10	19	4	0	.333	.362	.695	2
Minors Totals		.238	273	1026	132	244	43	11	18	118	6	8	13	123	265	36	22	.325	.354	.679	52

* League leader

GARCÍA'S CAREER TRANSACTIONS

- Signed by Philadelphia as an amateur free agent, July 2, 2017



JOE GATTO

B-T: R-R

HT: 6-3; **WT:** 220

OPENING DAY AGE: 26

BORN: June 14, 1995, Hammonton, NJ

RESIDES: Scottsdale, AZ

HOW OBTAINED: Signed by Phillies as a minor league free agent, 12/10/21

72

@JGatto33

Non-Roster Invitee **Right-Handed Pitcher**

2021

- Spent first season in TEX's organization
- Began season with Frisco (AA), where he posted a 0.93 WHIP, struck out 25 of 68 batters faced and did not allow an earned run in nine of his 11 appearances
- Was promoted to Round Rock (AAA) on 6/15, where he spent the remainder of the season
- Posted a 3.66 ERA (16 ER, 39.1 IP) in 23 of his 24 appearances with Round Rock (4 ER in 2.0 IP on 8/12)
- Placed on the IL on 9/22 (left abdomen strain) and did not pitch for the remainder of the season
- Between the two levels, went 5-3 with a 3.32 ERA (22 ER, 59.2 IP) and 69 strikeouts in 35 relief appearances

2020

- Attended ML spring training with LAA and made two appearances
- Did not pitch during the regular season and did not participate in LAA's alternate training site

2019

- Spent entire season with Mobile (AA)
- Transitioned to a relief role after making only starts from 2015-18
- Finished 2nd on the team in appearances (32) and converted all three save opportunities
- Posted a 1.54 ERA (4 ER, 23.1 IP) in his first 12 appearances
- Was on the IL, 7/26-8/10, with right deltoid muscle inflammation
- Worked at least 2.0 IP in 18 of his appearances, including a season-high 3.0 IP on 5/1 at Montgomery
- Held LHH to a .237 AVG (23-97)

2018

- Began season at Inland Empire (A)
- Allowed one hit in 6.0 shutout IP on 4/24 at Modesto
- Was 3-1 in his final four outings with Inland Empire before being promoted to Mobile on 5/25 for the remainder of the season

2017

- Set professional highs in starts (27), innings (128.2) and strikeouts (101)
- Began season with Burlington (A)
- Issued one walk or none in each of his last five outings with Burlington and was promoted to Inland Empire on 8/3 for the remainder of the season
- Was 8-9 with a 3.43 ERA (49 ER, 128.2 IP) between the two levels

2016

- Made 15 starts for Burlington
- Struck out 11 in 5.0 IP on 4/29 at Fort Wayne
- Was placed on the IL on 6/29 (left ankle sprain) and did not pitch for the remainder of the season

2015

- Named a Midwest League midseason All-Star
- Spent season with Orem (A)
- Went 2-0 with a 2.40 ERA (4 ER, 15.0 IP) in his final three starts

2014

- Began pro career with Arizona League Angels (R)
- Recorded his first professional win on 7/17 vs AZL A's
- Made one start with Orem to end the season
- Following the season, was ranked the No. 5 prospect in LAA's system by *Baseball America*

PERSONAL

Joe John Gatto... 2014 graduate of St. Augustine Preparatory School (NJ), where he played baseball, football and basketball... **Hobbies:** Working out, reading, playing video games... **Signed by:** Nick Gorneault

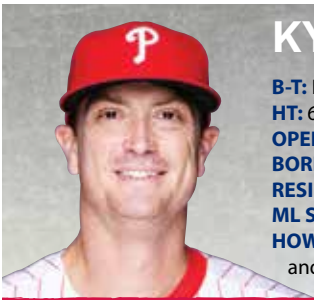
JOE GATTO'S CAREER STATISTICS

YEAR	CLUB	W-L	ERA	G	GS	CG	SHO	SV	IP	H	R	ER	HR	HB	BB	SO	WP	BK	AVG
2014	AZL Angels	2-1	5.40	10	6	0	0	0	25.0	33	17	15	1	1	9	15	9	1	.320
	Orem	0-0	4.50	1	1	0	0	0	2.0	3	1	1	1	0	0	1	0	0	.375
2015	Orem	2-3	4.31	12	12	0	0	0	54.1	73	31	26	4	0	17	38	5	0	.340
2016	Burlington	3-8	7.03	15	15	0	0	0	64.0	88	62	50	5	0	33	54	16	0	.321
2017	Burlington	5-7	3.46	21	21	0	0	0	96.1	90	42	37	2	2	45	78	11	1	.247
	Inland Empire	3-2	3.34	6	6	0	0	0	32.1	31	17	12	1	1	14	23	1	2	.258
2018	Inland Empire	5-2	4.15	9	9	0	0	0	43.1	43	21	20	2	3	18	51	1	0	.256
	Mobile	3-4	5.75	16	16	0	0	0	76.2	85	54	49	8	4	36	49	6	0	.283
2019	Mobile	5-4	4.80	32	0	0	0	3	54.1	63	33	29	2	0	28	57	10	0	.293
2020	Did not pitch																		
2021	Frisco	1-1	0.98	11	0	0	0	0	18.1	13	4	2	1	0	4	25	0	0	.203
	Round Rock	4-2	4.35	24	0	0	0	0	41.1	33	21	20	5	1	15	44	4	1	.223
Minors Totals		33-34	4.62	157	86	0	0	3	508.0	555	303	261	32	12	219	435	63	5	.280

GATTO'S CAREER TRANSACTIONS

- Selected by Los Angeles Angels in 2nd round of June 2014 draft
- Signed by Texas Rangers as a free agent, February 24, 2021
- Signed by Philadelphia as a minor league free agent, December 10, 2021





KYLE GIBSON

B-T: R-R

HT: 6-6; **WT:** 205

OPENING DAY AGE: 34

BORN: October 23, 1987, Greenfield, IN

RESIDES: Villa Ridge, MO

ML SERVICE: 8 years, 39 days

HOW OBTAINED: Acquired from Texas Rangers with Hans Crouse, Ian Kennedy and cash for Josh Gessner, Kevin Gowdy and Spencer Howard, 7/30/21

44

@kgib44

@kgib44

Right-Handed Pitcher

2021

- Made his first career All-Star team, pitching a scoreless third inning for the AL at Coors Field
- Ranked 8th in the majors in HR/9.0 IP (0.84) and T-9th in quality starts (19)
- Began the season with TEX
- Made 30 starts for the fourth time in his career
- Set a TEX franchise record for the most starts (16) to start a season without a loss (6-0)
- Was on the 10-day IL, 5/22-6/3, with a right groin strain
- Went 6-1 with a 2.29 ERA (26 ER, 102.0 IP) prior to the All-Star break, the 3rd-lowest ever by a TEX pitcher before the break, trailing Jim Kern in 1979 (1.48) and Rick Honeycutt in 1983 (1.52)
- Acquired from TEX in a six-player trade on 7/30
- Recorded his 1,000th career strikeout in his first start as a Phillie on 8/1 at PIT
- Had a streak of 24 straight starts with at least 5.0 IP, 4/7-9/3, which at the time was the 3rd-longest active such streak in MLB
- In his first five starts with the Phillies (excluding his relief app. on 8/11), went 4-1 with a 1.93 ERA (7 ER, 32.2 IP), 1.03 WHIP, HR and five quality starts
- Prior to him, the last two Phillies starters acquired via trade in-season with an ERA that low (1.93 or lower) through five starts were Cliff Lee in 2009 (0.68) and Dick Barrett in 1943 (0.94)
- On 9/24 vs PIT, clubbed his first ML home run (Miguel Yajure), which was also his first extra-base hit
- Among all pitchers to face 360 or more RHH, ranked 4th in OPP SLG and 6th in OPP AVG, holding 361 RHH to a .206/.283/.309 slash line
- Was 7-3 with a 2.81 ERA (26 ER, 83.1 IP) in 14 games at home and 3-6 with a 4.47 ERA (49 ER, 98.2 IP) in 17 games on the road
- Ranked 6th among all qualifying pitchers in ground ball rate (51.7%)

2020

- Spent first season with TEX
- Ranked 4th among AL pitchers in ground ball rate (52.4%)
- On 9/16 at HOU, threw his first career SHO, posting the highest game score (85) of his career
- Became the 14th pitcher with at least one SHO in a 1-0 victory in TEX history and just the fifth different pitcher to do it since 1980
- Joined Lance Lynn as the only pitchers in TEX's rotation for the entirety of the season
- Finished 2nd on the club in innings (67.1), strikeouts (58) and quality starts (4)

2019

- Spent final season with MIN
- Ranked 2nd in the AL and 6th in MLB in ground ball rate (52.9%, min. 150.0 IP)
- His .650 winning percentage was 14th in the AL
- Struck out a career-high 11 batters on 5/8 at TOR
- Reached 1,000.0 career innings on 6/14 vs KC
- Posted a 3.47 ERA (14 ER, 36.1 IP) in eight appearances (7 starts) from 6/27-8/3
- Was on the 10-day IL from 8/31-9/9 due to ulcerative colitis
- After being reinstated from the IL, four of his final six appearances were in relief
- Averaged 9.00 SO/9.0 IP (160 SO, 160.0 IP), the highest of his career
- Made his lone career postseason appearance in Game 1 of the ALDS at NYY

2018

- Set career bests in innings (196.2), strikeouts (179) and ERA (3.62)
- Led MIN in innings, ERA and quality starts (18), was T-1st in starts (32) and 2nd in strikeouts
- Made fifth career opening Day roster and started MIN's home opener on 4/5 vs SEA
- His win vs BAL on 7/7 was his 21st at Target Field, most in venue history, passing Brian Duensing (20)
- Won his 50th career game on 8/11 at DET
- Went 3-2 with a 2.76 ERA (10 ER, 32.2 IP), 11 walks and 26 strikeouts in five September starts, posting the 9th-best ERA in the AL during the month
- Held RHH to a .215/.290/.379 slash line
- Was T-2nd in the AL in ground ball double plays induced (23)
- Finished with 32 starts, joining José Berrios (32) and Jake Odorizzi (32) as the first trio for MIN with at least 30 starts in the same season since 2007 (Johan Santana - 33, Carlos Silva - 33 and Boof Bonser - 30)

2017

- Made MIN's Opening Day roster but was optioned to Rochester (AAA) on 5/4 after posting an 8.20 ERA (24 ER, 26.1 IP) in six starts
- Was recalled again after two starts in Rochester, and spent rest of the season with MIN except for a brief stint with Rochester in late July-early August
- From 8/5 through the end of the season, went 6-0 with a 2.92 ERA (16 ER, 49.1 IP) with 10 walks and 46 strikeouts in eight starts

- Had the highest run support average (7.86) in MLB (min. 150.0 IP)
- Induced 36 ground ball double plays, 3rd-most in the AL and 5th in MLB

2016

- Made his third career Opening Day roster
- Was on the IL from 4/24-6/9 with a right shoulder strain; included three rehab starts with Fort Myers (A) and Rochester
- Pitched his second career complete game on 8/17 at ATL and tied a MIN record for most plate appearances by a pitcher in a game (4)
- Was T-5th in the AL with 21 ground ball double plays induced

2015

- Made his second career Opening Day roster and led club in innings (194.2), starts (32), strikeouts (145), quality starts (17) and was tied with Phil Hughes for most wins (11)
- Had a 20.0-inning scoreless streak, 4/26-5/12, T-10th-longest in the AL
- Posted a 2.85 ERA (36 ER, 113.2 IP) in 18 starts prior to the All-Star break
- Had a 19.2-inning scoreless streak, 9/8-19, and was the only pitcher in MLB with multiple scoreless streaks of 19.2 IP or more
- Induced 27 ground ball double plays, T-4th in MLB

2014

- Spent first full season in the majors and ranked 2nd on MIN staff in wins (13), starts (31) and innings (179.1) and was 3rd in strikeouts (107)
- His 12 home runs allowed were T-3rd-fewest in the AL with at least 170.0 IP, his 2.32 ground ball/fly ball ratio was 4th and 0.60 HR/9.0 IP ranked 7th among qualifying pitchers
- Went 3-0 with a 0.93 ERA (2 ER, 19.1 IP) in his first three starts, becoming the fourth MIN pitcher to win season's first three starts with ERA below 1.00, joining Bill Krueger in 1992 (0.75) and Francisco Liriano in 2006 (0.56)
- Did not allow a home run in his first 37.0 IP
- Recorded his first ML hit in his fourth at-bat on 6/2 at MIL (single off Matt Garza)
- Had a career-long 22.0-inning scoreless streak, 6/2-18, the 5th-longest in club history for a starter and 5th-longest by an AL starter in 2014
- Went 3-2 with a 3.16 ERA (13 ER, 37.0 IP) in six June starts
- Pitched at least 6.0 innings in 20 of his 31 starts and 7.0 or more in 13

2013

- Attended ML spring training and began season with Rochester
- Had a 20.0-inning scoreless streak, 5/14-30
- Recalled by MIN on 6/25 after making 15 starts
- Made his ML debut and earned his first ML win on 6/29 vs KC
- Became just the third MIN pitcher to win his ML debut and record at least five strikeouts, joining Bert Blyleven (6/5/70 at WSH) and Darrell Jackson (6/16/78 vs DET)
- Optioned back to Rochester on 8/19, where he finished the season
- Following the season, was named the right-handed starter on MIN's Organization All-Star Team by MiLB.com

2012

- Missed the first half of the season recovering from ligament transplant surgery performed on 9/7/11
- Had a rehab assignment to Gulf Coast League Twins (R) from 7/10-8/8
- After being reinstated, spent 12 days with Fort Myers before being promoted to Rochester for the remainder of the season
- Was 0-2 with a 4.13 ERA (13 ER, 28.1 IP) in 13 total appearances (11 starts) between the three levels
- Following the season, was ranked the No. 4 prospect in the MIN system and No. 68 in baseball by *Baseball America*
- Pitched for Peoria in the Arizona Fall League following the season and was named the No. 4 prospect in the AFL by *Baseball America*

2011

- Spent season with Rochester
- Named International League Pitcher of the Week, 5/2-29
- Pitched for Team USA in the All-Star Futures Game at Chase Field
- Was placed on the injured list on 8/2 and had ligament transplant surgery on his right elbow on 9/7, missing the remainder of the season

2010

- Selected as MIN's Minor League Pitcher of the Year
- Began season with Fort Myers
- Named Florida State League Pitcher of the Week, 4/26-5/2
- Promoted to New Britain (AA) on 5/11
- Named MIN Minor League Pitcher of the Month for May
- Pitched in the Eastern League All-Star Game



- Promoted to Rochester on 8/12 and made three starts before going on the IL with a left ankle sprain on 8/26 for the remainder of the season
- Between the three levels, went 11-6 with a 2.96 ERA (50 ER, 152.0 IP), 1.15 WHIP, 126 SO in 26 starts
- Following the season, was ranked the top prospect in the MIN organization and No. 34 in baseball by *Baseball America*

2009

- Did not pitch after signing with MIN on 8/17
- Following the season, was ranked the No. 3 prospect in the MIN system and No. 61 in baseball by *Baseball America*

PERSONAL

Kyle Benjamin Gibson... Married Elizabeth Sraatmann... Has two daughters, Hayden Leigh and Rossilyn, and one son, Mills... 2006 graduate of Central High School (IN); also attended Cathedral High School (IN)... Named Hoosier Heritage Conference and Hancock County Player of the Year in 2006... Was a two-time *Indianapolis Star* All-East team selection... Attended University of Missouri—Columbia... Was 11-3, 3.21 ERA with five complete games in 2009 and set school record for strikeouts in a season (131)... Was named *Baseball America* All-American second team, All-Big 12 Conference first team and a Golden Spikes Award semifinalist... Was selected to the All-Big 12

honorable mention team in 2007 and 2008... Pitched for USA Baseball collegiate national team in the summer of 2008 and led team in wins (5)... Earned the win for Team USA in 1-0 victory over Japan in the 2007 FISU World Championships gold medal game... Serves as the vice president of Big League Impact... Big League Impact, Inc. is a 501(c)(3) nonprofit organization that partners with professional athletes to help people meet basic human needs like food, clean water, medical care, shelter and education in an effort to save lives, restore dignity and instill hope... The organization has raised more than \$5.2 million for athletes' causes, including generous donations from Kyle himself... While with the Twins, was a very active member of the Twins Community Fund Board and was involved with the Cheerful Givers, giving gifts to disadvantaged children, and helped establish a local community ticket program and hosted local Christian organizations at Target Field... Was the recipient of the 2017 Carl R. Pohlad Community Service Award, selected by the Twins Community Fund Board of Directors, and was the 2019 Twins nominee for the Roberto Clemente Award... In 2018, received the Charles O. Johnson Award for Most Improved Twin and the Mike Augustin Media Good Guy Award, both voted by the Twin Cities chapter of the BBWAA... With Texas, partnered with Chuck Morgan, Jeff Mathis and the Rangers Foundation to provide morning and evening meals to healthcare workers at Medical City Dallas...
Signed by: J.R. DiMercurio

KYLE GIBSON'S CAREER STATISTICS

YEAR	CLUB	W-L	ERA	G	GS	CG	SHO	SV	IP	H	R	ER	HR	HB	BB	SO	WP	BK	AVG
2010	Fort Myers	4-1	1.87	7	7	1	1	0	43.1	33	11	9	2	2	12	40	2	0	.213
	New Britain	7-5	3.68	16	16	1	0	0	93.0	91	39	38	5	4	22	77	3	0	.259
	Rochester	0-0	1.72	3	3	0	0	0	15.2	12	5	3	0	1	5	9	1	0	.214
2011	Rochester	3-8	4.81	18	18	0	0	0	95.1	109	57	51	11	1	27	91	5	0	.282
	GCL Twins	0-0	2.45	9	7	0	0	0	14.2	9	4	4	1	0	4	16	1	0	.176
2012	Fort Myers	0-0	2.57	2	2	0	0	0	7.0	6	2	2	1	1	1	7	0	0	.231
	Rochester	0-2	9.45	2	2	0	0	0	6.2	11	7	7	1	0	1	10	0	0	.367
2013	Rochester	7-5	2.92	17	17	2	2	0	101.2	85	36	33	5	0	33	87	3	0	.227
	MINNESOTA	2-4	6.53	10	10	0	0	0	51.0	69	38	37	7	5	20	29	4	0	.327
2014	MINNESOTA	13-12	4.47	31	31	0	0	0	179.1	178	91	89	12	2	57	107	11	0	.258
2015	MINNESOTA	11-11	3.84	32	32	1	0	0	194.2	186	88	83	18	7	65	145	7	0	.252
2016	MINNESOTA	6-11	5.07	25	25	1	0	0	147.1	175	89	83	20	4	55	104	9	0	.298
	Fort Myers+	0-0	0.96	2	2	0	0	0	9.1	9	1	1	0	0	1	8	1	0	.273
2017	Rochester+	1-0	1.50	1	1	0	0	0	6.0	7	2	1	0	0	3	2	0	0	.292
	MINNESOTA	12-10	5.07	29	29	0	0	0	158.0	182	93	89	24	6	60	121	4	0	.292
	Rochester	1-2	2.08	3	3	0	0	0	17.1	13	4	4	1	0	5	23	0	0	.206
2018	MINNESOTA	10-13	3.62	32	32	0	0	0	196.2	177	88	79	23	4	79	179	8	0	.241
2019	MINNESOTA	13-7	4.84	34	29	0	0	0	160.0	175	99	86	23	7	56	160	8	0	.275
2020	TEXAS	2-6	5.35	12	12	1	1	0	67.1	73	44	40	12	6	30	58	1	0	.275
2021	TEXAS	6-3	2.87	19	19	0	0	0	113.0	92	38	36	9	5	41	94	2	0	.224
	PHILLIES	4-6	5.09	12	11	0	0	0	69.0	66	40	39	8	3	23	61	0	1	.250
	TEX/PHI	10-9	3.71	31	30	0	0	0	182.0	158	78	75	17	8	64	155	2	1	.234
Minors Totals		23-23	3.36	80	78	4	3	0	410.0	385	168	153	27	9	114	370	16	0	.248
AL	Totals	75-77	4.42	224	219	3	1	0	1267.1	1307	668	622	148	46	463	997	54	0	.267
NL	Totals	4-6	5.09	12	11	0	0	0	69.0	66	40	39	8	3	23	61	0	1	.250
ML	Totals	79-83	4.45	236	230	3	1	0	1336.1	1373	708	661	156	49	486	1058	54	1	.266

+ Rehab assignment

GIBSON'S DIVISION SERIES STATISTICS

YEAR	CLUB, OPP	W-L	ERA	G	GS	CG	SHO	SV	IP	H	R	ER	HR	HB	BB	SO	WP	BK	AVG
2019	MIN, NYY	0-0	27.00	1	0	0	0	0	1.0	1	3	3	0	0	3	1	0	0	.250

GIBSON'S ALL-STAR GAME STATISTICS

YEAR	CLUB, SITE	W-L	ERA	G	GS	CG	SHO	SV	IP	H	R	ER	HR	HB	BB	SO	WP	BK	AVG
2021	AL, COL	0-0	0.00	1	0	0	0	0	1.0	1	0	0	0	0	0	0	0	0	.250

GIBSON'S MAJOR LEAGUE HITTING TOTALS

	AVG	AB	R	H	2B	3B	HR	RBI	SH	SF	HP	BB	SO	SB	CS	E
2021	.138	29	3	4	0	0	1	2	1	0	0	0	10	0	0	1
Career	.167	48	6	8	0	0	1	2	3	0	0	2	20	0	0	4

GIBSON'S CAREER TRANSACTIONS


- Selected by Philadelphia in 36th round of June 2006 draft, but did not sign
- Selected by Minnesota Twins in 1st round (22nd overall) of June 2009 draft
- On injured list with a right shoulder strain, April 24-June 9, 2016; included rehab assignments to Fort Myers, May 22-June 4, and Rochester, June 5-9
- On injured list with ulcerative colitis, August 31-September 9, 2019
- Signed by Texas Rangers as a free agent, December 6, 2019
- On injured list with a right groin strain, May 22-June 3, 2021
- Traded to Philadelphia with Ian Kennedy (rhp), Hans Crouse (rhp) and cash for Josh Gessner (rhp), Kevin Gowdy (rhp) and Spencer Howard (rhp), July 30, 2021

GIBSON'S CAREER FIELDING

POSITION	PCT	G	PO	A	E	TC	DP
Pitcher	.987	236	122	174	4	300	19

GIBSON'S GAME HIGHS

LOW-HIT CG: 4 – 9/16/20 at HOU... **SHUTOUTS:** 1— 9/16/20 at HOU... **STRIKEOUTS:** 11 – 5/8/19 at TOR... **WALKS:** 8 – 7/24/21 at HOU... **LONGEST OUTING:** 9.0 inn. – 2 times, last: 9/16/20 at HOU... **WINNING STREAK:** 7 games – 8/22/17-3/31/18... **LOSING STREAK:** 6 games – 9/18/16-5/4/17... **SCORELESS STREAK:** 22.0 inn. – 6/2-18/14



DIDI GREGORIUS

18

B-T: L-R

HT: 6-3; **WT:** 205

OPENING DAY AGE: 32

BORN: February 18, 1990, Amsterdam, Netherlands

RESIDES: Cora, Curaçao

ML SERVICE: 8 years, 159 days

HOW OBTAINED: Signed by Phillies as a free agent, 12/13/19

CONTRACT STATUS: Signed a two-year contract, 2/10/21, taking him through 2022

@DidiG18
@sirdidig18

Infielder

2021

- Hit safely in 11 straight games to begin the season, which was his longest hitting streak to start a season
- Was the first Phillie to start a season with an 11-game hitting streak since 2014, when Chase Utley did so
- His double on 4/28 at STL was the 300th XBH of his career
- Was on the COVID-related IL, 4/30
- Slugged a grand slam on 5/5 vs MIL (Freddy Peralta), the eighth of his career
- Joined Miguel Tejada (11), Alex Rodriguez (10), Vern Stephens (10), Edgar Renteria (9) and Ernie Banks (8) as the only players to debut since 1900 who hit eight grand slams in seasons they primarily played SS
- Was on the 10-day IL, 5/14-7/1, with a right elbow impingement
- Appeared in seven games on two rehab assignments to Lehigh Valley (AAA), batting .474 (9-19) with two doubles, one HR, four RBI and four walks
- Recorded his 11th career game with at least three hits and three RBI on 8/1 at PIT
- Tied his career high with three doubles on 8/28 vs ARI (other: 9/22/14 at MIN)
- Was on the paternity list, 8/29-31, and then on the restricted list from 9/1-2 (was in Curaçao following the birth of his daughter, Xyana)
- Collected his 500th career RBI with his HR on 9/10 vs COL
- Played in his 1,000th career game, 9/16 vs CHI
- Hit the farthest HR of his career (438 ft.) in the Statcast era (since 2015) on 9/23 vs PIT
- Homered in consecutive games, 9/23-24
- His HR on 9/24 vs PIT was his second go-ahead HR against a LHP of the season (other: 4/11 at ATL)

2020

- Among all NL players, finished T-1st in grand slams (2), T-2nd in games (60), T-8th in infield hits (8), T-9th in RBI (40), and T-10th in IBB (3) & triples (2)
- Led MLB with 13 RBI in the first inning
- His 11.8% strikeout rate was the 4th-lowest mark among qualifying NL hitters
- Was the only Phillie to appear in all 60 games (made 56 starts at SS) and led the club with 40 RBI
- Made his fourth career Opening Day roster
- On Opening Day, 7/24 vs MIA, collected his first hit as a Phillie with a solo HR (Sandy Alcantara); was his second career Opening Day HR (other: 4/5/16 vs HOU)
- Became the eighth different Phillies shortstop to slug a HR on Opening Day since 1900

GREGORIUS PHAST PHACTS

- His 8 grand slams since the start of the 2017 season are tied with Manny Machado for the major league lead in that span
- His .670 SLG with the bases loaded ranked 3rd among all active players with 100 plate appearances entering 2022 behind only Manny Machado (.822) and Mike Trout (.756)
- Became the first shortstop in franchise history to homer in each of the club's first two games of a season
- On 8/19 at BOS, had a 14-pitch walk in the eighth inning; was the first 14-pitch walk by a Phillies hitter since Eric Bruntlett had one on 4/19/08 vs NYM
- On 8/30 vs ATL, tripled and homered in the same game for the third time in his career (others: 5/27/13 vs TEX and 9/11/18 at MIN)
- Slugged a grand slam, 9/12 at MIA (José Ureña); it was his seventh career grand slam and second of the season (other: 8/10 vs ATL)
- Became the first Phillies shortstop in franchise history with multiple grand slams in a season
- Slashed .318/.380/.497 in 166 plate appearances against RHP
- Was 19-for-55 (.345 AVG), 2 2B, 3B, 3 HR, 30 RBI, 4 BB (3 IBB), 2 HBP, 2 SF, SH and a .979 OPS with RISP

2019

- Began the season on the IL while recovering from Tommy John surgery
- Made rehab appearances with Tampa (A), 5/25-27, and Scranton (AAA), 5/28-6/6, before being activated on 6/7
- Hit a solo HR on 6/30 against BOS at London Stadium
- Slashed .273/.317/.523 in 189 plate appearances on the road compared to .196/.226/.345 in 155 plate appearances at Yankee Stadium
- Posted a 1.167 OPS in 12 plate appearances with the bases loaded
- Went 5-for-5, 2 R, 2 2B, HR, 7 RBI, BB on 7/23 at MIN
- Joined Bobby Thomson as the only European-born players in the modern era to reach 100 career home runs on 7/23 at MIN
- Had a career-high three walks on 9/13 at TOR
- Had 52 RBI over his final 57 games from 7/16 through the remainder of the season

2018

- Set career highs in most offensive categories
- Established a NYY franchise record with 27 home runs as a shortstop
- Named AL Player of the Month for April (.330/.422/.739, 22 R, 6 2B, 10 HR, 30 RBI, 16 BB, 16 SO) and AL Player of the Week, 4/23-29
- Went 4-for-4, 3 R, BB, 2B, 2 HR, 8 RBI in the NYY home opener, 4/3 vs TB
- Had five multi-HR games: 4/3 vs TB, 4/16 vs MIA, 6/12 vs WSH, 8/2 at BOS and 9/15 vs TOR
- Was one of only five ML players with at least five multi-HR games: Khris Davis (7), Francisco Lindor (6), Manny Machado (6) and Trevor Story (5)
- Slugged two grand slams: 4/23 vs MIN and 9/11 at MIN
- Snapped a 0-for-30 streak on 5/12 vs OAK
- Was on the 10-day IL, 8/20-9/6 (left heel contusion)
- Had ulnar collateral ligament reconstruction surgery ("Tommy John") on his right elbow, 10/17 (Dr. David Altchek)

2017

- Prior to the season, played for the Netherlands in the World Baseball Classic
- Received one 8th-place vote and one 10th-place vote in AL Most Valuable Player balloting
- Opened the season on the 10-day IL while recovering from a right shoulder strain which he suffered while playing for the Netherlands in an exhibition game against ARI during the World Baseball Classic; appeared in five rehab games for Tampa (A) before being activated on 4/28
- Made his season debut on 4/28 vs BAL (2-5, 2B, RBI)
- Had a career-best 17-game hitting streak, 5/28-6/15
- Was a "Final Vote" candidate for the AL All-Star team
- Had 25 RBI in 27 games during September
- Hit two HR off Corey Kluber in NYY's Game 5 ALDS win over CLE
- Posted an .845 OPS in 55 plate appearances over 13 games during the postseason

2016

- Ranked 3rd among all ML LHH with a .324 AVG (48-148) against LHP
- Homered on Opening Day, 4/5 vs HOU
- Hit his first career walk-off home run, 6/29 vs TEX
- Stole home, 8/27 vs BAL
- Hit his first career pinch-hit home run, 9/13 vs LAD

2015

- Made his first career Opening Day start at SS in his first season with NYY
- Made his postseason debut in the AL Wild Card Game vs HOU (1-3)

2014

- Opened the season on ARI's Opening Day roster and appeared in both games of the opening series against LAD in Sydney, Australia, 3/22-23
- Optioned to Reno (AAA) on 3/29
- Appeared in 57 games for Reno and hit .310 with 14 2B, 4 3B, 3 HR and 25 RBI
- Recalled on 6/3 and hit leadoff home runs in consecutive starts, 6/4 at COL and 6/6 vs ATL; became the first player in ARI history to hit leadoff homers in consecutive starts
- Appeared in 67 games at SS, 11 at 2nd base and two at 3rd base for ARI

2013

- Spent first season with ARI
- Began the season ranked as the No. 5 prospect in ARI's system by *Baseball America*
- Posted a career-best 9.2% walk rate
- Started 97 games at shortstop and posted a .971 fielding %
- Began the season on the 15-day IL with a strained right elbow before being activated on 4/16



- Hit his first ML home run, 4/18 at NYY (Phil Hughes); became the first player in ARI franchise history to homer on the first pitch of his career
- Was struck in the head by a pitch on 4/26 vs COL and was on the 7-day concussion IL, 4/27-5/4

2012

- Began the season with Pensacola (AA)
- Had a 10-game hitting streak, 4/12-23 (.22-40, .550 AVG)
- Promoted to Louisville (AAA) on 7/10
- Was recalled by CIN on 9/1 and made his ML debut on 9/5 vs PHI (faced Roy Halladay in his first career plate appearance)

2011

- Began the season with Bakersfield (A)
- Was transferred to Carolina (A) on 7/25
- Combined to hit .289 with 18 2B, 4 3B, 7 HR and 44 RBI between the two teams
- Following the season, was ranked by *Baseball America* as having the best infield arm in the California League

2010

- Spent majority of the season with Dayton (A)
- Following the season, played for Canberra in the Australian Baseball League

2009

- Split second pro season between Sarasota (A) and Billings (R)
- Selected as a Pioneer League postseason All-Star
- Hit .298 in a combined 72 games between the two levels

2008

- Began pro career with Gulf Coast League Reds (R)

PERSONAL

Mariekson Julius Gregorius... Has two daughters, Nina and Xyana... Fluent in four languages: English, Dutch, Papiamentu and Spanish... His mother, Sheritsa Stroop, was a catcher on the Dutch national softball team; his father, Johannes Gregorius Sr., pitched in one of the top Dutch leagues; his older brother, Johannes Gregorius Jr., pitched professionally in BAL's organization; and his grandfather pitched for Curaçao's Lucky Strike team in the 1950s... Became a Knight of the Order of Orange-Nassau in Curaçao in 2011... Made his first trip to the United States in the early 2000s when fellow countryman Andruw Jones invited his baseball team to see ATL play... **Hobbies:** Painting and tending to a film and photography company he founded with his brother called 6ft4mediaproduction... **Signed by:** Jim Stoeckel

DIDI GREGORIUS' CAREER STATISTICS

YEAR	CLUB	AVG	G	AB	R	H	2B	3B	HR	RBI	SH	SF	HP	BB	SO	SB	CS	OBP	SLG	OPS	E
2008	GCL Reds	.155	31	97	6	15	0	0	0	9	1	0	1	10	10	2	1	.241	.155	.395	12
2009	Sarasota	.254	22	71	8	18	4	0	0	2	1	0	1	1	9	0	0	.274	.310	.584	7
	Billings	.314	50	204	28	64	10	1	1	16	2	2	5	12	27	8	6	.363	.387	.750	17
2010	Dayton	.273	120	501	65	137	16	11	5	41	6	1	7	33	62	16	7	.327	.379	.706	31
	Lynchburg	.240	7	25	4	6	0	0	0	0	1	0	1	2	6	0	0	.321	.240	.561	1
2011	Bakersfield	.303	46	188	30	57	12	1	5	28	2	3	0	10	25	8	8	.333	.457	.791	13
	Carolina	.270	38	148	18	40	6	3	2	16	3	0	0	9	25	3	2	.312	.392	.704	8
2012	Pensacola	.278	81	316	45	88	11	8	1	31	7	3	4	29	49	3	4	.344	.373	.717	14
	Louisville	.243	48	185	25	45	10	3	6	23	4	1	0	12	31	0	2	.288	.427	.715	4
	CINCINNATI	.300	8	20	1	6	0	0	0	2	1	0	0	0	5	0	0	.300	.300	.600	0
2013	Reno+	.387	7	31	7	12	2	0	2	2	0	0	0	2	1	1	0	.424	.645	1.069	0
	ARIZONA	.252	103	357	47	90	16	3	7	28	2	1	6	37	65	0	2	.332	.373	.704	13
2014	ARIZONA	.226	80	270	35	61	9	5	6	27	2	2	3	22	52	3	0	.290	.363	.653	6
	Reno	.310	57	226	42	70	14	4	3	25	3	1	6	24	26	3	0	.389	.447	.836	10
2015	NEW YORK-AL	.265	155	525	57	139	24	2	9	56	3	6	11	33	85	5	3	.318	.370	.688	13
2016	NEW YORK-AL	.276	153	562	68	155	32	2	20	70	5	5	6	19	82	7	1	.304	.447	.751	15
2017	NEW YORK-AL	.287	136	534	73	153	27	0	25	87	0	7	3	25	70	3	1	.318	.478	.796	9
	Tampa+	.444	5	18	2	8	1	0	1	2	0	0	0	1	1	1	0	.474	.667	1.140	1
	NEW YORK-AL	.268	134	504	89	135	23	5	27	86	1	9	7	48	69	10	6	.335	.494	.829	6
2019	Tampa+	.286	2	7	1	2	0	0	1	1	0	0	0	1	2	0	0	.375	.714	1.089	0
	Scranton/W-B+	.120	6	25	1	3	0	0	0	1	0	0	1	0	2	0	0	.154	.120	.274	0
	NEW YORK-AL	.238	82	324	47	77	14	2	16	61	0	2	1	17	53	2	1	.276	.441	.718	6
2020	PHILLIES	.284	60	215	34	61	10	2	10	40	1	2	4	15	28	3	2	.339	.488	.827	7
2021	PHILLIES	.209	103	368	35	77	16	2	13	54	0	7	8	25	67	3	0	.270	.370	.639	18
	Lehigh Valley+	.474	7	19	4	9	2	0	1	4	0	0	0	4	1	0	0	.565	.737	1.302	1
Minors Totals		.279	527	2061	286	574	88	31	28	201	30	11	26	150	277	45	30	.334	.392	.726	119
AL Totals		.269	660	2449	334	659	120	11	97	360	9	29	28	142	359	27	12	.313	.446	.759	49
NL Totals		.240	354	1230	152	295	51	12	36	151	6	12	21	99	217	9	4	.305	.389	.693	44
ML Totals		.259	1014	3679	486	954	171	23	133	511	15	41	49	241	576	36	16	.310	.427	.737	93

+ Rehab assignment

GREGORIUS' WILD CARD SERIES STATISTICS

YEAR	CLUB, OPP	AVG	G	AB	R	H	2B	3B	HR	RBI	SH	SF	HP	BB	SO	SB	CS	OBP	SLG	OPS	E
2015	NYY, HOU	.333	1	3	0	1	0	0	0	0	0	0	0	0	0	0	0	.333	.333	.667	0
2017	NYY, MIN	.333	1	3	1	1	0	0	1	3	0	0	0	1	1	0	0	.500	1.333	1.833	0
2018	NYY, OAK	.333	1	3	0	1	0	0	0	1	0	1	0	0	1	0	0	.250	.333	.583	0
WC Totals		.333	3	9	1	3	0	0	1	4	0	1	0	1	2	0	0	.364	.667	1.030	0

GREGORIUS' DIVISION SERIES STATISTICS

YEAR	CLUB, OPP	AVG	G	AB	R	H	2B	3B	HR	RBI	SH	SF	HP	BB	SO	SB	CS	OBP	SLG	OPS	E
2017	NY Yankees	.235	5	17	3	4	0	0	2	3	0	0	0	6	3	0	0	.435	.588	1.023	0
2018	NY Yankees	.214	4	14	1	3	1	0	0	2	1	0	0	0	3	0	0	.214	.286	.500	0
2019	NY Yankees	.400	3	10	2	4	0	0	1	6	0	0	0	2	3	0	0	.500	.700	1.200	0
DS	Totals	.268	12	41	6	11	1	0	3	11	1	0	0	8	9	0	0	.388	.512	.900	0

GREGORIUS' LEAGUE CHAMPIONSHIP SERIES STATISTICS

YEAR	CLUB, OPP	AVG	G	AB	R	H	2B	3B	HR	RBI	SH	SF	HP	BB	SO	SB	CS	OBP	SLG	OPS	E
2017	NY Yankees	.250	7	28	2	7	1	1	0	1	0	0	0	0	8	0	0	.250	.357	.607	2
2019	NY Yankees	.217	6	23	2	5	1	0	0	0	0	0	0	0	3	0	0	.217	.261	.478	0
LCS	Totals	.235	13	51	4	12	2	1	0	1	0	0	0	0	11	0	0	.235	.314	.549	2

GREGORIUS' WORLD BASEBALL CLASSIC STATISTICS

YEAR	CLUB	AVG	G	AB	R	H	2B	3B	HR	RBI	SH	SF	HP	BB	SO	SB	CS	OBP	SLG	OPS	E
2017	Netherlands	.348	6	23	5	8	4	0	1	8	0	1	0	2	1	0	0	.385	.652	1.037	0

GREGORIUS' CAREER TRANSACTIONS

- Signed by Cincinnati Reds as an amateur free agent, August 6, 2007
- Traded to Arizona Diamondbacks with Tony Sipp (lhp) and Lars Anderson (1b/of) on December 10, 2012. Cleveland acquired Trevor Bauer (rhp), Bryan Shaw (rhp) and Matt Albers (rhp) from Arizona. Cincinnati acquired Shin-Soo Choo (of) and Jason Donald (inf) from Cleveland.
- On injured list with a strained right elbow, March 31-April 15, 2013; included a rehab assignment to Reno, April 8-15
- On injured list with a concussion, April 27-May 4, 2013
- Traded to New York Yankees on December 5, 2014. Detroit Tigers acquired Shane Greene (rhp) from Yankees and Arizona Diamondbacks acquired Robbie Ray (lhp) and Domingo Leyba (inf) from Tigers.
- On injured list with a right shoulder strain, March 30-April 27, 2017; included a rehab assignment to Tampa, April 21-27
- On injured list with a left heel contusion, August 20-September 6, 2018
- On injured list while recovering from Tommy John surgery, March 25-June 6, 2019; included rehab assignments to Tampa, May 25-27, and Scranton/Wilkes-Barre, May 28-June 6
- Signed by Philadelphia as a free agent, December 13, 2019
- On COVID-related injured list, April 30, 2021
- On injured list with a right elbow impingement, May 14-July 1, 2021; included rehab assignments to Lehigh Valley, June 9-17 and June 24-July 1

GREGORIUS' CAREER FIELDING

POSITION	PCT	G	PO	A	E	TC	DP
Second base	.975	11	13	26	1	40	3
Third base	1.000	2	2	1	0	3	0
Shortstop	.976	988	1222	2506	92	3820	471

GREGORIUS' GAME HIGHS

HITS: 5 – 7/23/19 at MIN... **RUNS:** 3 – 11 times, last: 9/8/20 vs BOS... **DOUBLES:** 3 – 2 times, last: 8/28/21 vs ARI... **TRIPLES:** 1... **HOME RUNS:** 2 – 8 times, last: 9/10/19 at DET... **RBI:** 8 – 4/3/18 vs TB... **WALKS:** 3 – 9/13/19 at TOR... **STOLEN BASES:** 1... **HITTING STREAK:** 17 games – 5/28-6/15/17

GREGORIUS' NOTABLE HOMERS

GRAND SLAMS: 8 – 7/1/17 at HOU (Will Harris); 4/23/18 vs MIN (Tyler Kinley); 9/11/18 at MIN (Trevor May); 7/16/19 vs TB (Colin Poche); 8/23/19 at LAD (Hyun-Jin Ryu); 8/10/20 vs ATL (Robbie Erlin); 9/12/20 at MIA (José Ureña); 5/5/21 vs MIL (Freddie Peralta)... **INSIDE-THE-PARK HR:** None... **LEADOFF HR:** 2 – 6/4/14 at COL (Jordan Lyles); 6/6/14 vs ATL (Julio Teheran)... **PINCH HR:** 1 – 9/13/16 vs LAD (Ross Stripling)... **WALK-OFF HR:** 1 – 6/29/16 vs TEX (Sam Dyson)



DARICK HALL

B-T: L-R

HT: 6-4; **WT:** 250

OPENING DAY AGE: 26

BORN: July 25, 1995, Hereford, AZ

RESIDES: Hereford, AZ

HOW OBTAINED: Selected by Phillies in 14th round of June 2016 draft

88

@darickjhall

Non-Roster Invitee **First Baseman**

2021

- Was a non-roster invitee to ML spring training
- Spent the entire season with Lehigh Valley (AAA)
- Led all Phillies minor league players in games (120) & doubles (27) and was T-1st in HBP (12)
- Had the following rankings among Triple-A East hitters: 1st in games, 6th in plate appearances (471), T-7th in doubles and T-9th in HBP
- Posted a .998 fielding percentage (2 errors in 826 total chances) in 114 games (110 starts) at 1st base
- Led all triple-A 1st basemen in fielding percentage (among qualifying players), games, starts, innings played (930.1), total chances and putouts (768)
- Posted a .314/.402/.529 slash line in 22 July games

2020

- Attended ML spring training as a non-roster invitee
- Did not play during the regular season and was not part of the Phillies' player pool at the alternate training site in Lehigh Valley

2019

- Spent entire season with Reading (AA)
- Selected as an Eastern League midseason and postseason All-Star
- Started as the designated hitter and batted cleanup for the Eastern Division in the EL All-Star Game
- Won the EL Home Run Derby
- Ranked 1st in the EL in doubles (38), extra-base hits (59), total bases (207) & HBP (17), T-2nd in home runs (20), T-3rd in games (132), 4th in SLG (.454) & OPS (.798), T-4th in RBI (67), 5th in walks (60) and 6th in runs scored (69)
- Led all Phillies minor leaguers in doubles
- Selected as an Organization All-Star by MiLB.com
- Named EL Player of the Week, 7/22-28

2018

- Began season with Clearwater (A)
- Named a Florida State League midseason All-Star
- Selected as an Organization All-Star by MiLB.com
- Led all Phillies minor leaguers in HR (26) & RBI (87)
- Selected as Phillies Minor League Hitter of the Month for April
- Chosen as FSL Player of the Week, 4/30-5/6
- Homered in three straight games, 4/12-14
- Promoted to Reading on 6/1 for remainder of season
- Combined to hit .324 (45-139) with RISP
- Following the season, played for Scottsdale in the Arizona Fall League

2017

- Spent majority of the season with Lakewood (A)
- Named the South Atlantic League Most Valuable Player and selected as a SAL postseason All-Star
- Became first BlueClaw to earn SAL MVP honors
- Led all Phillies minor leaguers in RBI (101) and was T-1st in HR (29)
- Led the SAL in home runs, RBI, total bases (227), XBH (56), SLG (.533) and OPS (.873)
- Set team record for HR in a season
- Selected as an Organization All-Star by MiLB.com
- Named Phillies Minor League Player of the Week four times (5/1-7, 5/29-6/4, 6/12-18 and 8/7-13) and SAL Player of the Week, 8/7-13
- Reached base safely in 23 consecutive games (.420 OBP), 6/9-7/4
- Slugged two home runs and collected a season-high seven RBI on 8/23 at Hagerstown
- Hit .339 (43-127) with RISP for Lakewood
- Promoted to Clearwater on 8/29 for remainder of season
- Homered in each of first two games with Clearwater, a doubleheader on 8/29 at Charlotte

2016

- Began pro career with Williamsport (A)
- Led the New York-Penn League in SLG (.518), OPS (.890) and HBP (16), finished T-1st in doubles (19), T-3rd in home runs (9), T-7th in total bases (101) and T-10th in OBP (.372)
- Led all Phillies short-season minor leaguers in doubles, HR and total bases
- Batted .320 (33-103) with six HR and 19 RBI in his final 29 games
- Homered in three straight games, 8/31-9/2
- Recorded 12 RBI in a seven-game span, 8/27-9/2
- Participated in Florida Instructional League

PERSONAL

Darick Hall... Married, wife's name is Ashley (10/23/21)... 2013 graduate of Buena High School (AZ)... Attended Dallas Baptist University (TX) and Cochise College (AZ)... Was the 2016 Missouri Valley Conference Player of the Year... In 2016, was a semifinalist for the John Olerud Two-Way Player of the Year Award... His grandfather, Bo Hall, played in SF's organization and his uncle, Shane Hall, played in BOS' organization... **Hobbies:** Hunting and fishing... **Signed by:** Paul Scott

DARICK HALL'S CAREER STATISTICS


YEAR	CLUB	AVG	G	AB	R	H	2B	3B	HR	RBI	SH	SF	HP	BB	SO	SB	CS	OBP	SLG	OPS	E
2016	Williamsport	.282	57	195	27	55	#19	0	9	29	0	2	*16	13	57	0	2	.372	*.518	*.890	5
2017	Lakewood	.272	114	426	64	116	28	1	*27	*96	0	5	17	29	110	0	0	.340	*.533	*.873	7
	Clearwater	.231	7	26	4	6	2	0	2	5	0	0	0	0	7	0	0	.231	.538	.769	0
2018	Clearwater	.277	48	173	28	48	12	0	11	35	0	1	7	18	39	1	0	.367	.538	.904	2
	Reading	.224	80	295	40	66	10	1	15	52	0	4	14	18	79	1	0	.296	.417	.713	5
2019	Reading	.235	132	456	69	107	*38	1	20	67	0	2	*17	60	134	5	1	.344	.454	.798	4
2020	Did not play																				
2021	Lehigh Valley	.230	*120	400	46	92	27	0	14	60	0	3	12	55	100	0	2	.338	.403	.741	2
Minors Totals		.249	558	1971	278	490	136	3	98	344	0	17	83	193	526	7	5	.338	.470	.808	25

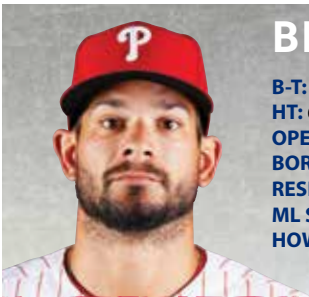
* League leader

Tied for league lead

HALL'S CAREER TRANSACTIONS

- Selected by Philadelphia in 14th round of June 2016 draft





BRAD HAND

B-T: L-L

HT: 6-3; **WT:** 219

OPENING DAY AGE: 32

BORN: March 20, 1990, Minneapolis, MN

RESIDES: West Palm Beach, FL

ML SERVICE: 8 years, 92 days

HOW OBTAINED: Signed by Phillies as a free agent, 3/15/22

52

@bhand22
 @bhand22

Left-Handed Pitcher

2021

- Began the season with WSH
- Was on the COVID-related IL, 4/6-8
- Did not allow an earned run in his first 10.0 innings (9 G) through 5/6
- Had 21 saves, all of which came with WSH
- His 19 saves before the All-Star break ranked T-7th in MLB
- Posted a 2.43 ERA (10 ER, 37.0 IP) in 35 games prior to the All-Star break
- Traded to TOR, 7/29
- Claimed off waivers by NYM, 9/2
- Held LHH to a .225 AVG (16-71)

2020

- Named All-MLB Second Team
- Led the majors in saves (16) for CLE
- Converted all 16 of his save opportunities and had 21 games finished, both of which led the AL
- Posted a 0.77 WHIP (4 BB, 13 H, 22.0 IP), which ranked 6th among AL relievers
- Averaged 1.64 BB/9.0 IP, the 7th-best mark among AL relievers
- Held opponents to a .169/.226/.260 slash line and did not allow a home run to the 86 batters he faced
- Was the only LHP in MLB to face at least 85 batters without surrendering a home run
- Suffered the loss in Game 2 of the Wild Card Series vs NYY on 9/30

2019

- Earned his third straight All-Star selection and first in the AL
- Was his first full season with CLE
- Was 34-for-39 in save opportunities (87.2%)
- Finished 3rd in the AL in saves (34)
- His 34 saves were a career high and the most by a LHP in franchise history
- Converted a then career-best 22 straight save opportunities to open the season through 6/22
- Posted 14 straight scoreless outings (14.2 IP) from 5/12-6/20
- His 1.05 ERA through 6/24 was best in the majors (min. 30.0 IP)
- Did not pitch from 9/9-20 due to left arm fatigue
- 47 of his 60 outings were scoreless
- Held opponents to a .228 AVG (23-101) with runners on base
- LHH hit .196 (11-56) with one XBH (double) and a .500 OPS against him

HAND PHAST PHACTS

- 3-time All-Star (NL in 2017-18 and AL in 2019)
- 2016 MLB leader in appearances
- 2020 All-MLB Second Team
- 2020 MLB leader in saves
- 2-time NL Reliever of the Month (July 2017 and May 2018)

2018

- Was named a NL All-Star for the second straight season
- Began the season with SD and was traded to CLE on 7/19
- Posted a combined ERA of 2.75 (22 ER, 72.0 IP)
- Overall, converted 32 of his 39 save chances (82.1%)
- His 106 strikeouts were T-5th among ML relievers and his 32 saves ranked T-7th in MLB
- Named NL Reliever of the Month in May
- At the time of the trade, his 24 saves ranked T-3rd in the NL while his 65 strikeouts ranked 4th among NL relievers
- From 8/8-end of season, posted a 2.29 ERA (5 ER, 19.2 IP) in his final 21 appearances
- Was the only pitcher in the majors with at least 30 saves and 10 holds

2017

- Selected as a NL All-Star for the first time in his career
- Posted a then career-best 2.16 ERA (19 ER, 79.1 IP) for SD
- Converted 21 out of 26 save opportunities (80.8%)
- His 104 strikeouts were 4th-most among all ML relievers
- Tossed 24.0 consecutive scoreless innings from 6/14-8/8, the longest scoreless streak of the season by a reliever
- Earned NL Reliever of the Month honors in July, when he logged 11 scoreless outings
- Limited LHH to a .150 AVG (12-80) and RHH to a .208 AVG (42-202)

2016

- Led MLB with a career-high 82 appearances in his first campaign with SD
- His 82 appearances were the 2nd-most ever by a SD reliever in a single season, behind only Craig Lefferts' 83 outings in 1986
- His 111 strikeouts ranked 4th among all ML relievers, behind only Dellin Betances (126), Andrew Miller (123) and Kyle Barraclough (113)
- Was designated for assignment by MIA on 4/3 and claimed off waivers by SD on 4/8
- His 1.6 WAR (FanGraphs) was the 8th-best mark among all qualifying NL relievers

2015

- Split the season between MIA's bullpen and rotation, making 12 starts and 26 relief appearances
- Worked 7.0 innings on 8/9 at ATL, allowing just one run on a Jonny Gomes home run
- Prior to that run allowed on 8/9, had tossed a season-best 16.1 consecutive scoreless innings dating back to 7/4
- His home run allowed on 8/9 at ATL also snapped a streak of 82.2 innings and 34 appearances without allowing a homer dating back to 9/1/14 (55.2 innings in 2015)

2014

- Appeared in 32 games for MIA, including 16 starts
- Recorded his first career save by working 3.0 scoreless innings on 4/4 vs SD
- Was on the IL with a sprained right ankle, 5/24-7/2, which included rehab assignments to Jupiter (A), 6/4-13, and New Orleans (AAA), 6/14-7/2

2013

- Split the season between MIA and the minors, appearing in seven total games with MIA
- Over 17 starts between New Orleans and the Gulf Coast League Marlins (R), went 3-6 with a 3.21 ERA (32 ER, 89.2 IP) and had 92 strikeouts
- Was on the IL twice with a right oblique strain: 5/20-6/16 and 6/18-7/29

2012

- Spent almost the entire season with New Orleans
- Finished 2nd in MIA's organization in strikeouts (141) behind José Fernández (158)
- Made one start with MIA (8/3 at WSH)

2011

- Pitched for Jacksonville (AA) before having his contract selected by MIA on 6/6
- Made his ML debut on 6/7 vs ATL, suffering the loss despite tossing 6.0 innings and allowing just one hit (solo HR to Alex Gonzalez)

**MOST SAVES IN MLB
(2017-21)**

1.	Kenley Jansen	161
2.	Edwin Diaz	155
3.	Raisel Iglesias	134
T4.	Aroldis Chapman	124
T4.	BRAD HAND	124

**MOST APPEARANCES,
ML PITCHERS (2016-21)**

1.	BRAD HAND	374
T2.	Hector Neris	372
T2.	Bryan Shaw	372
4.	Blake Treinen	369
5.	Kenley Jansen	363

- Became the second pitcher since 1900 to take a loss while going at least 6.0 innings and giving up one hit or none in their ML debut as a starter, and first since Washington Senators' Mike Thompson did so on 5/19/71 vs BAL
- Earned his first career win on 7/7 vs HOU after tossing 7.0 shutout innings

2010

- Spent almost the entire season with Jupiter; made one start with Jacksonville
- Led the Florida State League in CG (2) and SHO (2)
- Named an Organization All-Star by MiLB.com

2009

- Pitched for Greensboro (A) in his first full professional season

2008

- Began his professional career with GCL Marlins
- Also pitched for Jamestown (A)

PERSONAL

Bradley Richard Hand... Married, wife's name is Morgan; has one daughter, Lila, and one son, Cuyler... 2008 graduate of Chaska High School (MN), where he was named Minnesota's Gatorade Baseball Player of the Year following his senior season... Played varsity hockey through senior year of high school... Right-handed shooter in hockey, the only thing he does right-handed... He and his wife hosted youth from the Boys & Girls Club in 2019 and 2020 as part of "Helping Hands"... Brad and Morgan spend time with kids and then surprise a lucky family with jerseys and a gift card following the event... **Signed by:** Bob Oldis

BRAD HAND'S CAREER TRANSACTIONS

- Selected by Florida Marlins in 2nd round of June 2008 draft
- On injured list with a sprained right ankle, May 24-July 2, 2014; included a rehab assignment to Jupiter, June 4-13, and New Orleans, June 14-July 2
- Claimed off waivers by San Diego Padres, April 8, 2016
- Traded to Cleveland Guardians with Adam Cimber (rhp) for Francisco Mejia (c), July 19, 2018
- Signed by Washington Nationals as a free agent, January 26, 2021
- On COVID-related injured list, April 6-8, 2021
- Traded to Toronto Blue Jays for Riley Adams (c), July 29, 2021
- Claimed off waivers by New York Mets, September 2, 2021
- Signed by Philadelphia as a free agent, March 15, 2022



BRYCE HARPER

3

B-T: L-R

HT: 6-3; **WT:** 210

OPENING DAY AGE: 29

BORN: October 16, 1992, Las Vegas, NV

RESIDES: Las Vegas, NV

ML SERVICE: 9 years, 159 days

HOW OBTAINED: Signed by Phillies as a free agent, 3/2/19

CONTRACT STATUS: Signed a 13-year contract on 3/2/19, taking him through 2031

@bharper3
@bryceharper3

2022 PHILLIES

Right Fielder

2021

- Named NL MVP for the second time in his career and became just the 15th player in history to win multiple league MVP Awards before his age-29 season
- NL recipient of the Hank Aaron Award
- Named NL Outstanding Player of the Year by the MLBPA
- Named All-MLB First Team
- Named a Stan Musial Award winner by the St. Louis Sports Commission in celebration of the year's greatest moments of sportsmanship and those in sports who embody class and character
- Won his second career Silver Slugger Award
- Among all ML players, ranked 1st in OPS (1.044) & SLG (.615), T-1st in doubles (42), 2nd in OBP (.429), 3rd in walks (100), T-3rd in XBH (78), 4th in IBB (14) & times on base (256), 7th in AVG (.309) and T-8th in OF assists (10)
- Among all NL players, ranked 1st in doubles, OPS, SLG & XBH, 2nd in OBP & walks, 3rd in AVG, IBB, OF assists & times on base, 6th in HR (35) & runs (101), 7th in total bases (300), T-9th in bunt hits (4) and T-10th in 3-hit games (12)
- Finished 2nd among NL position players (3rd in MLB) in WAR (FanGraphs) at 6.6
- Was one of two players in MLB with a .300/.400/.600 slash line (other: TOR's Vladimir Guerrero Jr.)
- Joined Ryan Howard (2006, NL MVP), Chuck Klein (4x, 1929-30; 1932-33) and Lefty O'Doul (2x, 1929-30) as the only Phillies players since 1900 to slash .300/.400/.600 (min. 500 PA) in a season
- Became only the fourth outfielder in ML history with at least 100 runs, 100 walks, 40 doubles and 35 home runs in a season, joining Babe Ruth (2x, 1921 & 1923), Stan Musial (1949) and Barry Bonds (1998)
- Was just the second Phillie ever to lead MLB in both OPS and SLG, joining Mike Schmidt in 1981 (1.080 OPS, .644 SLG), and the first player to lead MLB in both since MIL's Christian Yelich in 2019 (1.100 OPS, .671 SLG)
- Slashed .338/.476/.713 with 28 doubles, one triple, 20 HR, 50 RBI, 54 runs and 65 walks in 73 games (311 PA) after the All-Star Game
- Led MLB in OPS (1.188), SLG (.713), total bases (171) and XBH (49) following the All-Star break
- Was the first player in MLB to post a .300/.400/.700 slash line after the All-Star break (min. 300 PA) since Ryan Howard in 2006 and was the first outfielder to do so since Barry Bonds and Sammy Sosa both did so in 2001
- Had 49 extra-base hits and 65 walks after the All-Star Game and prior to him, only two other players had as many extra-base hits and walks following an All-Star Game (since 1933): Barry Bonds in 2001 (50 XBH, 89 BB) and Jimmie Foxx in 1938 (52 XBH, 66 BB)
- His 49 XBH following the All-Star break set a new franchise record, surpassing Ryan Howard (45 in 2006) and Chase Utley (45 in 2005)

HARPER PHAST PHACTS

- 2-time NL MVP (2015 & 2021)
 - 6-time NL All-Star
 - 2-time NL Hank Aaron Award winner (2015 & 2021)
 - 2-time NL Silver Slugger Award winner (2015 & 2021)
 - 2021 NL Outstanding Player of the Year (MLBPA)
 - 2021 All-MLB First Team
 - 2021 Stan Musial Award winner
 - 2012 NL Rookie of the Year
 - 2018 Home Run Derby winner
 - 2-time NL Player of the Month
 - 6-time NL Player of the Week
 - NL home run leader (tied) in 2015
 - 2019 NL Gold Glove Award finalist
- Became the third player in franchise history with at least 20 HR and 60 walks following the All-Star break, joining Mike Schmidt (1983) and Ryan Howard (2006)
 - Led the NL in Win Probability Added (4.56)
 - Was the only player in MLB to have two separate on-base streaks of at least 23 games
 - Had a career-high 42 doubles, surpassing his previous career high of 38 in 2015
 - Was the first Phillie with at least 75 XBH, 100 runs and 100 walks in a season since Ryan Howard in 2006
 - His 1.130 OPS at Citizens Bank Park was the highest single-season mark ever by a Phillie in the ballpark's history (since 2004)
 - Posted the 8th-highest OPS and 9th-highest SLG in a season by a Phillie since 1900 (min. 400 PA)
 - The Phillies went 55-25 (.688) when he scored a run
 - Posted his third 35-HR season (others: 2015 and 2019), third 100-run season (others: 2015 and 2018) and fourth 100-walk season (others: 2015-16 and 2018)
 - Collected 300 total bases for the second time in his career (other: 338 in 2015)
 - Recorded double-digit OF assists (10) for the third time in his career (13 in 2013 and 2019)
 - Reached base safely in each of his first 10 games to start the season; started the previous two seasons with on-base streaks of 22 games (2020) and 21 games (2019)
 - Became only the second player in franchise history to start three consecutive seasons with an on-base streak of at least 10 games, joining Richie Ashburn (5 straight seasons from 1955-59)
 - Reached base safely in eight straight plate appearances (BB, HR, BB, 2B, 1B, 1B, 1B, 1B) from the seventh inning on 4/16 through the fifth inning on 4/19
 - Recorded his 100th career steal on 4/27 at STL
 - Was on the IL, 5/23-6/4, with a left forearm contusion

MOST WALKS IN MLB (2015-21)

1.	Joey Votto	683
2.	BRYCE HARPER	678
3.	Carlos Santana	646
4.	Mike Trout	596
5.	Paul Goldschmidt	594

HIGHEST OPS IN MLB (2015-21, min. 2,000 PA)

1.	Mike Trout	1.039
2.	Juan Soto	.981
3.	BRYCE HARPER	.954
4.	Aaron Judge	.940
5.	Freddie Freeman	.933

HIGHEST OBP IN MLB (2015-21, min. 2,000 PA)

1.	Mike Trout	.434
2.	Juan Soto	.432
3.	Joey Votto	.416
4.	BRYCE HARPER	.407
5.	Freddie Freeman	.395

- Collected his 500th career XBH (HR off Max Scherzer), 6/22 vs WSH; at the time, among active ML players, was the sixth youngest to reach 500 career XBH
 - Tied his career high with five hits on 7/6 at CHI (also: 4/19/19 at COL)
 - Had a career-high three SB on 7/23 vs ATL, becoming the fourth Phillies player in the last 60 years to steal 2nd, 3rd and home in a game, joining Larry Bowa on 8/28/70 vs ATL, Pete Rose on 5/11/80 at CIN and Jayson Werth on 5/12/09 vs LAD
 - Had a 24-game on-base streak from 7/23-8/17
 - Hit his first career inside-the-park HR on 7/27 vs WSH (Erick Fedde)
 - Went 27 consecutive plate appearances without a strikeout from 8/1-6
 - Collected his 250th career double on 8/1 at PIT; also tied his career high with three doubles for the second time (other: 6/24/18 vs PHI)
 - Hit his 250th career HR on 8/5 at WSH (Joe Ross); at the time, became the fifth-youngest active player to reach 250 HR
 - Became the 35th player in ML history to record his 250th career double and 250th career HR in the same season (last: Mike Trout in 2019)
 - Posted a .337/.455/.776 slash line (1.231 OPS) with 11 doubles, one triple, 10 HR, 25 RBI, 25 runs and 22 walks in 28 August games
 - In August, became the first Phillie ever to have more than 20 XBH, 20 RBI, 20 runs and 20 walks in a calendar month; the last ML player to do so was NYY's Aaron Judge in September 2017
 - His 22 XBH in August, which led MLB, were his most ever in a calendar month
 - Posted a 14-game hitting streak (426), his longest as a Phillie, from 9/4-18; it was the second-longest hitting streak of his career (19 G, 7/1-27/17)
 - Posted a 23-game on-base streak (.520 OBP) from 9/4-28
 - Had an XBH in seven straight games, 9/11-18, which tied his career-best XBH streak that he set earlier in the season (8/25-31)
 - Had a 10-game walk streak, 9/18-28, which tied the longest of his career (also: 4/15-25/15 & 5/5-15/16); was the first Phillie to walk in 10 straight games since Pat Burrell in 2007
 - Recorded his second career game with two OF assists on 9/26 vs PIT (other: 9/13/13 vs PHI)
 - Started each of the team's final 72 games
 - Walked 26 times over his final 25 games (9/7-end of season)
- ## 2020
- Among all ML players, ranked 1st in BB (49), 2nd in IBB (8), T-3rd in times on base (102) and 5th in OBP (.420)
 - Among all NL players, ranked 2nd in IBB, T-3rd in times on base, 4th in OBP, T-6th in bunt hits (2), T-7th in GA RBI (9), 8th in OPS (.962), T-9th in runs (41) and T-10th in SB (8) & triples (2)
 - Finished 1st in MLB in first-inning HR (6)
- Was one of five hitters in the majors with at least 13 HR and eight SB (others: Ronald Acaña Jr., Mookie Betts, José Ramírez and Fernando Tatis Jr.)
 - Reached base safely in 25 consecutive games from 9/27/19-8/22/20
 - Had a 22-game on-base streak to start the year; reached base safely in 21 consecutive games to start the 2019 season
 - On 8/14 vs NYM, hit a walk-off single in the ninth inning, his 12th career walk-off RBI (11th career walk-off hit)
 - On 8/20 at TOR (gm 1), became the first Phillie to homer in a ML game in Buffalo since Jack Clements on 7/4/1885 (gm 2)
 - Had 23 runs, 20 RBI and 20 walks in his first 25 games of the season; since 1920 (when RBI became an official stat), only two other Phillies had at least 20 runs, 20 RBI and 20 walks in their first 25 games of a season: Mike Schmidt in 1983 and Von Hayes in 1989
 - Stole 16 straight bases without being caught from 7/4/19-9/1/20
 - Was ejected by 1st base umpire Roberto Ortiz in the bottom of the fifth inning on 9/5 at NYM
 - On 9/7 at NYM, made his first start in CF since 9/29/18 at COL
 - On 9/17 vs NYM, became just the fourth Phillie ever to homer in the first and second inning of a single game, joining Jimmy Rollins (4/12/07 at NYM), Gary Redus (7/7/86 vs ATL) and Freddy Leach (6/19/28 vs BKN)
 - Recorded his 21st career multi-HR game and second of the season on 9/23 at WSH (other: 9/17 vs NYM)
 - Collected two HR and three IBB on 9/23 at WSH; became just the fourth player in ML history (since 1955, when IBB was first tracked league-wide) to do so in a game (last: Albert Pujols, 4/6/13 at TEX)
 - Collected 78 XBH and posted a .950 OPS in his first 162 career games at Citizens Bank Park; became just the fourth player ever to have 75 or more XBH and an OPS of .950 or better in his first 162 career games at Citizens Bank Park, joining Rhys Hoskins (81 XBH, .950 OPS), Ryan Howard (77 XBH, .987 OPS), and Bobby Abreu (75 XBH, .973 OPS)
 - Made starts in RF (45), CF (3) and as the designated hitter (10)
- ## 2019
- Among all NL players, ranked T-1st in grand slams (2) & OF assists (13), 4th in RISP AVG (.357), T-4th in game-winning RBI (15), 5th in walks (99), T-5th in IBB (11), 7th in times on base (254), 8th in RBI (114) and T-9th in bunt hits (4)
 - Was selected as the Phillies nominee for the Hank Aaron Award
 - Was a finalist for the Rawlings Gold Glove Award
 - His 35 HR were the 2nd-most by a Phillie in their first season with the team (Jim Thome had 47 HR in 2003)
 - Had a career-high 114 RBI (previous high: 100 RBI in 2018)
 - Was just the third Phillies player ever to post a season with at least 35 HR, 110 RBI and 15 SB, joining Chuck Klein (1932) and Mike Schmidt (1974)

- Was one of two hitters in MLB with more than 30 HR, 110 RBI and 95 walks (also: HOU's Alex Bregman)
- Became the first Phillies outfielder with more than 70 XBH and 110 RBI in a season since 2002 (Pat Burrell)
- Became the fifth player in franchise history to collect more than 100 RBI in his first season with the team, joining Jim Thome (131 in 2003), Lefty O'Doul (122 in 1929), Bill White (103 in 1966) and Pinky Whitney (103 in 1928)
- Was the first Phillie (since 1920) to collect at least 35 2B, 35 HR and 110 RBI in his first season with the club
- Recorded his second career and second consecutive 30-HR/100-RBI season; was the first Phillie to record a 30-HR/100-RBI season since 2011 (Ryan Howard)
- Collected 292 total bases; became the first Phillie to record more than 290 total bases in a season since 2010 (Jayson Werth, 295 TB)
- Led all ML right fielders with 13 assists, which were one shy of his combined total from 2016-18; his 13 OF assists matched his career high (13 in 2013)
- Slashed .283/.366/.583 in 213 plate appearances against LHP
- Posted a .970 OPS in 51 combined games in August and September
- Made his Phillies debut on 3/28 vs ATL
- Slugged his first career HR as a Phillie (also was his first hit) on 3/30 vs ATL (Jesse Biddle)
- Collected a career-high five hits on 4/19 at COL
- Reached base safely in each of his first 21 games of the season
- His double in the fourth inning on 5/3 vs WSH was his 400th career XBH; at the time, the last three players to reach 400 career XBH at a younger age (26 years, 199 days) were Mike Trout (25 years, 269 days), Miguel Cabrera (25 years, 152 days) and Albert Pujols (25 years, 170 days)
- Played in his 1,000th career game, 6/19 at WSH (gm 2)
- Collected his 200th career HR and 1,000th career hit on the same swing on 7/3 at ATL (Bryse Wilson); it was the first time in ML history that a player had a milestone hit (1,000, 2,000, 3,000, 4,000) and a milestone HR (100-700) on the same swing
- Had his first multi-HR game with the Phillies on 8/9 at SF; became the first player since Chuck Klein (1935 with CHI & 1936 with PHI) to have a multi-HR game against the Phillies (5/4/18 vs PHI) and then a season later have one with them
- Also on 8/9 at SF, became just the fourth player ever in the Statcast era with multiple homers of 113 MPH+ in the same game
- Hit his sixth career walk-off HR on 8/15 vs CHI (Derek Holland); also was his fifth career grand slam (second of the year; other: 5/7 at STL)
- His walk-off grand slam was the first by a left-handed hitting Phillie since John Kruk on 9/17/89 vs STL (12th inning)
- Homered in three straight games twice: 3/30-4/2 and 8/14-16
- Was on the paternity leave list, 8/23-25, for the birth of his son
- His nine defensive runs saved ranked T-3rd among ML right fielders, per FanGraphs

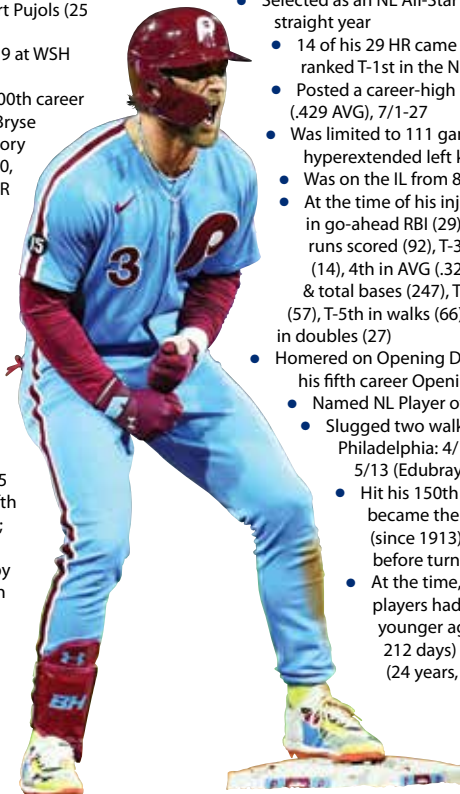
- Had two ejections: 4/22 at NYM (by home plate umpire Mark Carlson) and 9/15 vs BOS (by home plate umpire Gabe Morales)

2018

- Selected as an NL All-Star for the sixth time in his career (started in CF; 0-2)
- Among all NL players, finished 1st in walks (130), 2nd in times on base (273), 3rd in IBB (16), 5th in OBP (.393) & pitches faced (2,869), T-6th in runs (103), T-7th in HR (34), 8th in RBI (100) and 10th in OPS (.889)
- Set career highs in games (159) and walks
- Was one of two players in the majors with at least 30 HR, 100 RBI, 100 runs and 100 walks (also: CLE's José Ramírez)
- Led MLB in most games with multiple walks (33)
- Named NL Player of the Week, 9/3-9
- Collected 12 HR, 28 RBI and 39 BB in his first 33 games
- Had two multi-HR games: 4/1 at CIN and 5/4 vs PHI
- Reached base safely in a season-high 17 consecutive games (.487 OBP) from 4/14-5/2
- Won the Home Run Derby at Nationals Park, defeating Kyle Schwarber in the final round; his father Ron pitched to him
- Following the All-Star break, slashed .300/.434/.538, going 67-for-223, 20 2B, 11 HR, 46 RBI, 46 R and 52 BB in 65 games
- Drew five walks, 9/18 at MIA
- Batted .373 (19-51), 6 2B, 3 HR and 26 RBI with RISP and 2 outs
- Hit .389 (7-18), 3 2B and 16 RBI with the bases loaded
- Defensively, made starts in RF (95) and CF (59)

2017

- Selected as an NL All-Star starter for the third straight year
 - 14 of his 29 HR came with two strikes, which ranked T-1st in the NL (T-8th in MLB)
 - Posted a career-high 19-game hitting streak (.429 AVG), 7/1-27
- Was limited to 111 games; suffered a hyperextended left knee on 8/12 vs SF
 - Was on the IL from 8/13-9/25
- At the time of his injury, ranked 1st in the NL in go-ahead RBI (29), 2nd in OPS (1.034) & runs scored (92), T-3rd in game-winning RBI (14), 4th in AVG (.326), OBP (.419), SLG (.614) & total bases (247), T-4th in HR (29), 5th in XBH (57), T-5th in walks (66), 6th in RBI (87) and T-8th in doubles (27)
- Homered on Opening Day, 4/3 vs MIA, which was his fifth career Opening Day HR
 - Named NL Player of the Week on 4/23
 - Slugged two walk-off HR, both against Philadelphia: 4/16 (Joaquin Benoit) and 5/13 (Edubray Ramos)
 - Hit his 150th career HR on 8/7 at MIA; became the 14th player in MLB history (since 1913) to hit 150 career HR before turning 25 years old
 - At the time, only two active ML players had reached 150 HR at a younger age: Albert Pujols (24 years, 212 days) and Giancarlo Stanton (24 years, 290 days)



- Had three multi-HR games in July, tying a franchise record (MTL/WSH) for one calendar month (Rusty Staub, August 1970 and Vladimir Guerrero, September 2000)
- Served a suspension from 5/31-6/3
- Homered in Game 2 of the NLDS on 10/7 vs CHI
- Reached base safely in four of his five postseason games

2016

- Started for the NL All-Star team for the third time in his career (fourth career All-Star selection); went 1-for-2 with a double
- Received 2,865,095 fan votes, which was the highest vote total among all NL outfielders
- Joined Hall of Famers Gary Carter (4) and Andre Dawson (3) as the only players in franchise history (MTL/WSH) to earn at least three fan elections to the All-Star Game
- Posted his first career 20 HR/20 SB season; had a career-high 21 steals
- Ranked T-4th in MLB (T-2nd in the NL) with 108 walks
- Was intentionally walked 20 times, which led the majors and was a WSH record for a single season
- Named NL Player of the Month in April after hitting .286, 9 HR, 24 RBI, 17 BB, 5 SB and 16 R
- Also named NL Player of the Week, 4/11-17
- Clubbed his 100th career HR (first career grand slam), 4/14 vs ATL (Julio Teheran)
- Homered in all three games at Philadelphia from 4/15-17; dating back to 9/4/15, tied Ernie Banks (1955) as the only visiting players in MLB history to homer in six straight games in Philadelphia
- Hit a game-tying, pinch-hit HR in the ninth inning on 4/24 vs MIN (Kevin Jepsen); was his first career pinch HR
- During a four-game series at CHI, 5/5-8, walked 13 times, the most by any player in a four-game series since 1913
- Walked six times in the series finale, setting a modern MLB record (since 1900) for the most plate appearances without an at-bat in a single game; in his seven plate appearances, had six walks and was hit by a pitch
- Missed both games of a doubleheader on 5/14 while serving a suspension

2015

- Was unanimously selected as the NL Most Valuable Player
- Led the majors with 10.0 bWAR and 9.5 fWAR
- Selected to his third NL All-Star team, garnering 13,964,950 fan votes, which was the most votes of any player ever to appear on the NL ballot
- Led MLB in OBP (.460), SLG (.649) and OPS (1.109)
- Among all NL players, finished 1st in runs (118), T-1st in HR (42) and 2nd in walks (124) & AVG (.330)
- Had the highest OBP in a season since 2008 (Chipper Jones, .470), highest SLG since 2009 (Albert Pujols, .658) and highest OPS since 2008 (Albert Pujols, 1.114)
- Became the only player in MLB history with at least 42 HR, 124 walks and 118 runs scored at age 22 or younger
- Was the youngest player in MLB history with at least 42 HR and 124 walks in a season; previous youngest was Babe Ruth, who hit 54 HR and had 150 walks in 1920 (his age-25 season)
- Since 2000, became one of just two players (at the time) to collect at least 42 HR, 124 walks and 118 runs in a season, joining Barry Bonds, who did it in two MVP seasons (2001 and 2004)
- Collected three NL Player of the Week awards and one NL Player of the Month award (May)
- In 26 May games, hit .360 (31-86), 4 2B, 3B, 13 HR, 28 RBI, 22 BB, .495 OBP, .884 SLG and 1.379 OPS

YOUNGEST* MVPs, MLB HISTORY

1.	Vida Blue (1971)	22 years, 64 days
2.	Johnny Bench (1970)	22 years, 298 days
3.	Stan Musial (1943)	22 years, 316 days
4.	BYRCE HARPER (2015)	22 years, 353 days

* Age on final day of respective season

- Ranked 8th among NL outfielders in defensive runs saved (10), according to FanGraphs
- Had five multi-HR games, including a 3-homer game (career high) on 5/6 vs MIA; at 22 years, 202 days, became the 10th-youngest player in MLB history to hit three HR in a game
- On 7/4 vs SF, became just the seventh player in MLB history to hit 25 HR through the season's true halfway point (81 games) at age 22 or younger
- Did not register a single at-bat on 9/3 vs ATL: walked four times, scored four runs and had an RBI; became the first player since 1920 to do so
- With a 2-run HR on 9/5 vs ATL, became the fourth active player (at the time) to reach 500 hits before his 23rd birthday, joining Alex Rodriguez (567 hits prior to age 23), Starlin Castro (529) and Mike Trout (527)
- Hit his 40th HR of the season on 9/16 at Philadelphia
- His 42 HR were the 2nd-most by any LHH age 22 or younger, joining Eddie Mathews (47, 1953) and Mel Ott (42, 1929)
- At 22 years, 335 days, became the 6th-youngest player in MLB history to hit 40 HR in a season; the only players to reach 40 home runs at a younger age were Ott (1929; 20 years, 203 days), Mathews (1953; 21 years, 316 days), Johnny Bench (1970; 22 years, 249 days), Joe DiMaggio (1937; 22 years, 285 days) and Juan Gonzalez (1992; 22 years, 331 days)

2014

- Was limited to 100 games after injuring his left thumb while sliding into 3rd base, 4/25 vs SD
- Had surgery to repair UCL in left thumb, 4/29
- Was on the IL from 4/26-6/29; included rehab assignments to Potomac (A) and Harrisburg (AA)
- Returned to action on 6/30 after missing 57 games
- 10 of his 13 HR came in his final 47 games
- Over his final 27 games, slashed .319/.379/.532, going 30-for-94 with 6 HR
- Hit a walk-off HR in the 13th inning on 8/7 vs NYM (Carlos Torres)
- Slugged three HR and slashed .294/.368/.882 in 19 plate appearances over four games during the NLDS against SF

2013

- At the age of 20, became the youngest player to ever start in an All-Star Game for the NL
- Was the runner-up in the Home Run Derby, losing to OAK's Yoenis Cespedes
- Led the NL with a 1.152 OPS in Interleague play
- Posted a .374 OBP and hit 14 of his 20 HR while batting in the 3-hole
- Homered twice on Opening Day, 4/1 vs MIA
- Collected a then career-best 10 total bases on 4/20 at NYM (3-3, 2B, 2 HR, 3 RBI, 3 R and BB)
- Was on the IL from 5/27-6/30; included rehab assignments to Potomac and Harrisburg

- Missed 31 games with left knee bursitis that later required debridement procedure on 10/23
- In his return from the IL, homered in his first at-bat, 7/1 vs MIL

2012

- Named NL Rookie of the Year by the BBWAA
- Led all NL rookies in runs (98), OPS (.817) and XBH (57)
- Began the season with Syracuse (AAA)
- Appeared in 21 games before being promoted on 4/25
- Made his ML debut on 4/28 at LAD; went 1-for-3 and doubled for his first ML hit (Chad Billingsley)
- Hit his first ML HR, 5/14 vs SD (Tim Stauffer)
- Named NL Rookie of the Month for May after posting an .860 OPS in 28 games
- Again named NL Rookie of the Month in September/October after slashing .330/.400/.643 with 18 XBH (8 2B, 3 3B, 7 HR) in 31 games
- Appeared defensively at all three outfield positions
- Played in all five NLDS games against STL and hit his first career postseason home run in Game 5 (Adam Wainwright)

2011

- Began his professional career with Hagerstown (A)
- Named a South Atlantic League midseason All-Star
- Promoted to Harrisburg on 7/4
- Selected to the U.S. Team for the All-Star Futures Game at Chase Field
- Was on the IL from 8/19-end of season with a right hamstring strain
- Following the season, was named the top prospect in the Eastern League by *Baseball America*
- Played for Scottsdale in the Arizona Fall League and hit .322 with six HR and 26 RBI in 24 games

2010

- Participated in Florida Instructional League
- Following the season, played for Scottsdale in the AFL, where he hit .343 in nine games and helped lead the team to the AFL championship

PERSONAL

Bryce Aron Max Harper... Married Kayla Varner (12/16/16); has one son, Krew Aron, and one daughter, Brooklyn Elizabeth... In 2013, established "Harper's Heroes," a foundation that assists families affected by childhood cancer... Was featured on the cover of Sony's *MLB The Show 19* video game... Earned his GED after just two years at Las Vegas High School (NV)... Attended College of Southern Nevada... Was featured on the cover of *Sports Illustrated* in June 2009... His brother Bryan was a left-handed pitcher who pitched in the minor leagues from 2011-18... At the age of 17, hit .443 (101-228), 23 2B, 4 3B, 31 HR, 98 RBI, 39 BB and 20 SB in 66 games for the College of Southern Nevada in the Scenic West Athletic Conference... As the youngest player in the SWAC, posted a .526 OBP and .987 SLG... Led the conference in a number of offensive categories... Was named 2010 SWAC Player of the Year and also earned First-Team SWAC All-Conference status... His 31 HR in 2010 set a College of Southern Nevada single-season mark... In 2009, batted .626 with 14 HR, 55 RBI and 36 SB in 39 games for Las Vegas High School and became the first high school sophomore ever named a Pre-Season First-Team All-American by *Baseball America*... In 2008, hit .590 with 11 HR and 67 RBI in 38 games as a freshman... Was a member of USA Baseball's 2009 18U Team that went 8-0 to claim the COPABE Pan Am AAA Championships in Barquisimeto, VZ... Also played in the 2009 AFLAC All-American Game (2009 Jackie Robinson Award presented by AFLAC), the Area Code Games (2008 All-Area Code Team) and International High School Power Showcase Home Run Derby (2009 Ryan Howard Award)...

Signed by: Mitch Sokol

BRYCE HARPER'S CAREER STATISTICS

YEAR	CLUB	AVG	G	AB	R	H	2B	3B	HR	RBI	SH	SF	HP	BB	SO	SB	CS	OBP	SLG	OPS	E
2011	Hagerstown	.318	72	258	49	82	17	1	14	46	0	0	3	44	61	19	5	.423	.554	.977	5
	Harrisburg	.256	37	129	14	33	7	1	3	12	1	2	0	15	26	7	2	.329	.395	.724	3
2012	Syracuse	.243	21	74	8	18	4	1	1	3	1	0	0	9	14	1	1	.325	.365	.690	4
	WASHINGTON	.270	139	533	98	144	26	9	22	59	3	3	2	56	120	18	6	.340	.477	.817	7
2013	WASHINGTON	.274	118	424	71	116	24	3	20	58	3	4	5	61	94	11	4	.368	.486	.854	6
	Potomac+	.500	2	4	2	2	1	0	1	1	0	0	0	1	1	0	0	.600	1.500	2.100	0
	Harrisburg+	.286	2	7	3	2	0	1	0	2	0	0	0	2	3	0	0	.444	.571	1.016	0
2014	WASHINGTON	.273	100	352	41	96	10	2	13	32	3	1	1	38	104	2	2	.344	.423	.768	4
	Potomac+	.750	2	4	3	3	0	0	1	4	0	0	0	2	0	0	0	.833	1.500	2.333	0
	Harrisburg+	.600	3	10	4	6	1	0	3	7	0	0	0	3	1	2	2	.692	1.600	2.292	0
2015	WASHINGTON	.330	153	521	*118	172	38	1	#42	99	0	4	5	124	131	6	4	*.460	*.649	*1.109	7
2016	WASHINGTON	.243	147	506	84	123	24	2	24	86	0	10	3	108	117	21	10	.373	.441	.814	2
2017	WASHINGTON	.319	111	420	95	134	27	1	29	87	0	3	1	68	99	4	2	.413	.595	1.008	2
2018	WASHINGTON	.249	159	550	103	137	34	0	34	100	0	9	6	*130	169	13	3	.393	.496	.889	3
2019	PHILLIES	.260	157	573	98	149	36	1	35	114	0	4	6	99	178	15	3	.372	.510	.882	5
2020	PHILLIES	.268	58	190	41	51	9	2	13	33	1	2	2	*49	43	8	2	.420	.542	.962	1
2021	PHILLIES	.309	141	488	101	151	*42	1	35	84	2	4	5	100	134	13	3	.429	*.615	*1.044	1
Minors Totals		.300	139	486	83	146	30	4	23	75	2	2	3	76	106	29	10	.397	.521	.917	12
ML	Totals	.279	1283	4557	850	1273	270	22	267	752	12	44	36	833	1189	111	39	.392	.524	.916	38

* League leader
Tied for league lead
+ Rehab assignment

HARPER'S DIVISION SERIES STATISTICS

YEAR	CLUB, OPP	AVG	G	AB	R	H	2B	3B	HR	RBI	SH	SF	HP	BB	SO	SB	CS	OBP	SLG	OPS	E
2012	WSH, STL	.130	5	23	2	3	1	1	1	2	0	0	0	0	8	0	0	.130	.391	.522	0
2014	WSH, SF	.294	4	17	4	5	1	0	3	4	0	0	0	2	3	0	0	.368	.882	1.251	0
2016	WSH, LAD	.235	5	17	4	4	1	0	0	1	0	0	1	6	6	3	0	.458	.294	.752	0
2017	WSH, CHI	.211	5	19	2	4	1	0	1	3	0	1	0	3	6	1	0	.304	.421	.725	0
DS	Totals	.211	19	76	12	16	4	1	5	10	0	1	1	11	23	4	0	.315	.487	.801	0

HARPER'S ALL-STAR GAME STATISTICS

YEAR	CLUB, SITE	AVG	G	AB	R	H	2B	3B	HR	RBI	SH	SF	HP	BB	SO	SB	CS	OBP	SLG	OPS	E
2012	NL, KC	.000	1	1	0	0	0	0	0	0	0	0	0	1	1	0	0	.500	.000	.500	0
2013	NL, NYM	.000	1	2	0	0	0	0	0	0	0	0	0	0	0	0	0	.000	.000	.000	0
2015	NL, CIN	.000	1	3	0	0	0	0	0	0	0	0	0	0	2	0	0	.000	.000	.000	0
2016	NL, SD	.500	1	2	0	1	1	0	0	0	0	0	0	0	0	0	0	.500	1.000	1.500	0
2017	NL, MIA	1.000	1	1	0	1	0	0	0	0	0	0	0	1	0	0	0	1.000	1.000	2.000	0
2018	NL, WSH	.000	1	2	0	0	0	0	0	0	0	0	0	0	2	0	0	.000	.000	.000	0
ASG	Totals	.182	6	11	0	2	1	0	0	0	0	0	0	2	5	0	0	.308	.273	.580	0

HARPER'S CAREER TRANSACTIONS

- Selected by Washington Nationals in 1st round (1st overall) of June 2010 draft
- On injured list with left knee bursitis, May 27-June 30, 2013; included rehab assignments to Potomac, June 25-26, and Harrisburg, June 27-30
- On injured list with a left thumb sprain, April 26-June 29, 2014; included rehab assignments to Potomac, June 23-25, and Harrisburg, June 26-29
- On injured list with a hyperextended left knee, August 13-September 25, 2017
- Signed by Philadelphia as a free agent, March 2, 2019
- On injured list with a left forearm contusion, May 23-June 4, 2021

HARPER'S CAREER FIELDING

POSITION	PCT	G	PO	A	E	TC	DP
Outfield	.984	1250	2255	78	38	2371	11
First base	---	2	0	0	0	0	0

HARPER'S GAME HIGHS

HITS: 5 – 2 times, last: 7/6/21 at CHI... **RUNS:** 4 – 5 times, last: 9/23/20 at WSH... **DOUBLES:** 3 – 2 times, last: 8/1/21 at PIT... **TRIPLES:** 1... **HOME RUNS:** 3 – 5/6/15 vs MIA... **RBI:** 5 – 5 times, last: 7/16/19 vs LAD... **WALKS:** 6 – 5/8/16 at CHI... **STOLEN BASES:** 3 – 7/23/21 vs ATL... **HITTING STREAK:** 19 games – 7/1-27/17

HARPER'S NOTABLE HOMERS

GRAND SLAMS: 5 – 4/14/16 vs ATL (Julio Teheran); 4/19/16 at MIA (Chris Narveson); 4/19/17 at ATL (Julio Teheran); 5/7/19 at STL (Dakota Hudson); 8/15/19 vs CHI (Derek Holland)... **INSIDE-THE-PARK HR:** 1 – 7/27/21 vs WSH (Erick Fedde)... **LEADOFF HR:** 2 – 5/2/18 vs PIT (Iván Nova); 5/4/18 vs PHI (Nick Pivetta)... **PINCH HR:** 2 – 4/24/16 vs MIN (Kevin Jepsen); 9/24/19 at WSH (Hunter Strickland)... **WALK-OFF HR:** 6 – 7/25/13 vs PIT (Bryan Morris); 8/7/14 vs NYM (Carlos Torres); 5/9/15 vs ATL (Cody Martin); 4/16/17 vs PHI (Joaquin Benoit); 5/13/17 vs PHI (Edubray Ramos); 8/15/19 vs CHI (Derek Holland)

HIGHEST SLG ALL-TIME AT CBP (2004-21, min. 500 PA)

1.	BRYCE HARPER	.588
2.	Jayson Werth	.535
3.	Ryan Howard	.532
4.	Rhys Hoskins	.529
5.	J.T. Realmuto	.519

MOST WALK-OFF HOME RUNS IN MLB (2013-21)

1.	Josh Donaldson	7
T2.	BRYCE HARPER	6
T2.	Paul Goldschmidt	6
T2.	Manny Machado	6
T2.	Starling Marte	6

UNANIMOUS MVPs, NL HISTORY

Orlando Cepeda (1967)
 Mike Schmidt (1980)
 Jeff Bagwell (1994)
 Ken Caminiti (1996)
 Barry Bonds (2002)
 Albert Pujols (2009)
BRYCE HARPER (2015)



ODÚBEL HERRERA

37

B-T: L-R

HT: 5-11; **WT:** 220

OPENING DAY AGE: 30

BORN: December 29, 1991, San José, VZ

RESIDES: San José, VZ

ML SERVICE: 5 years, 77 days

HOW OBTAINED: Selected from Texas Rangers in Rule 5 draft, 12/11/14

@odubelherrera1
 @odubel_herrera

2022 PHILLIES

Outfielder

2021

- Began season at alternate training site in Lehigh Valley
- Had his contract selected by PHI on 4/26; his game that day at STL was his first ML game since 5/26/19 at MIL
- Appeared in 62 of the team's 82 wins; in those 62 wins, batted .328 (78-238) with 19 doubles, one triple, nine HR, 40 RBI, 45 runs and a .900 OPS
- Posted a 13-game on-base streak (.455 OBP), 5/11-24, and had a nine-game hitting streak (.394) from 5/11-20
- Notched his third career multi-HR game on 6/1 at CIN (others: 4/27/18 vs ATL and 5/7/18 vs SF)
- Was on the 10-day IL, 7/9-21, with left ankle tendinitis; included rehab assignment to Lehigh Valley (AAA), 7/20-21
- Homered in consecutive games, 8/21-22 at SD, and in three straight starts, 8/18-22
- Tied his career high with four hits on 8/22 at SD (8th time, last: 6/22/18 at WSH)
- Recorded a bunt double on 9/11 vs COL, becoming the first Phillie to do so since Juan Pierre on 6/3/12 vs MIA
- His five bunt hits were T-3rd in the NL
- Hit his fourth career leadoff HR and third of the season on 9/14 vs CHI (Adrian Sampson); that leadoff HR was the 10th by the Phillies in 2021, which set a new franchise record (previous was 9 in 2007, all by Jimmy Rollins)
- Posted a .294/.340/.469 slash line in his last 52 games (beginning 8/1)
- Batted .353 (12-34) over his final nine games (9/23-end of season)
- Made 92 starts in CF, 14 in LF and one in RF

2020

- Did not play

2019

- Made his fifth consecutive Opening Day roster
- Slashed .280/.269/.320 in 26 PA against LHP and .208/.292/.347 in 113 PA against RHP
- Was on the 10-day IL with a right hamstring strain, 4/18-5/3
- Placed on the restricted list on 5/28 and was suspended 85 games by Major League Baseball on 7/5 for violating MLB's Joint Domestic Violence, Sexual Assault and Child Abuse Policy

2018

- Among all NL players, ranked T-9th in infield hits (20)
- Reached base safely in a career-high 45 straight games (9/27/17-5/19/18), the fourth-longest on-base streak in franchise history
- Reached base safely in each of his first 41 games to start the season, the longest on-base streak by a Phillies player in the modern era (since 1900) to begin a season
- Among all NL center fielders, finished T-2nd in HR (21) and T-3rd in RBI (65)

- Ranked T-6th in the NL with 13 go-ahead HR
- Set single-season career highs in HR (22), RBI (71), go-ahead RBI (20) and game-winning RBI (7)
- Made his fourth Opening Day roster
- Had an 11-game hitting streak, 4/16-28, tied for the longest of the season by a Phillie
- Logged his first two career multi-homer games: 4/27 vs ATL and 5/7 vs SF; also collected a career-high 5 RBI, 5/7
- Collected his 500th career hit and 100th career double in the same game: 5/6 at WSH
- Played in his 500th career game on 6/3
- Homered in a career-high five straight games, 6/17-22, tying a franchise record; no Phillies CF had ever homered in more than four straight games before him
- Joined Babe Ruth (1921), Barry Bonds (2001, 2003), Jim Thome (2002) and Jim Edmonds (2004) as the only players with a five-game HR streak and 40-game on-base streak in a single season
- On 6/22 at WSH, tied a career high with four hits and four runs scored
- With seven HR in June, set a career high for a single calendar month
- With his HR on 7/10 at NYM, in his 87th game of the season, set a new career high, surpassing his previous best of 15 HR in 2016
- Became the first Phillie with 100 hits before the All-Star break since 2014 (Chase Utley – 104)
- Became one of just two Phillies CF to have at least 15 HR and 50 RBI before the All-Star break (Willie Montanez, 16 HR and 59 RBI in 1971)
- On 8/28 vs WSH, became the first player to ever homer off Max Scherzer in consecutive starts of his
- Was the fastest Phillies player to reach 500 career hits (476 games) since Chase Utley in 2007 (474 games)
- Was the first Phillies CF with a 20-homer season since 2007 (Aaron Rowand – 27)
- Batted .288 (38-132) vs LHP, which ranked 6th among left-handed hitters in MLB (min. 135 PA)

2017

- Finished 3rd in the NL in doubles (42), T-7th in bunt hits (5) and T-10th in infield hits (21)
- Became the first Phillie with 40 doubles in a season since 2010 (Jayson Werth)
- Played for Team Venezuela in the World Baseball Classic
- Led MLB with a career-best 21-game hitting streak, 7/28-9/8 (.380, 30-79); longest by a Phillie since 2006, when Chase Utley had a 35-game hit streak
- Led the team in doubles, XBH (59) and total bases (238)
- Was the fastest Phillie to 30 doubles in a season (92 G), matching Jayson Werth in 2010
- Made his second consecutive Opening Day start
- Had three 3-hit games in an eight-game span, 6/4-11, after having none through his first 51 games

- Homered in 3 straight games: 7/9 vs SD and 7/14-15 at MIL
- Hit a career-high two triples, 8/9 at ATL
- Batted .321 (34-106), 13 2B, 3B, 2 HR, 14 RBI, .351 OBP, .519 SLG and .870 OPS in June
- His 13 doubles in June were tied for the most among all MLB players in the month (CLE's José Ramírez) and fell one short of the Phillies record for doubles in the month (Pinky Whitney had 14 in June of 1931)
- Became the first Phillie since 1900 with 12 XBH in a row (10 2B, 2 HR), 6/3-8; became the first Phillie in the modern era (since 1900) to do so and the first to collect 11 XBH over a five-game span and have two doubles in three consecutive games (6/3-5)
- Became the first Phillie since 1952 (Del Ennis) to record three XBH in consecutive games
- Was the first ML player since 2005 (Travis Hafner) with two doubles and a HR in consecutive games, 6/4-5
- Had an XBH in 5 straight AB (3 2B, 2 HR), 6/4-5, becoming the first Phillie to do so since June 2006 (Ryan Howard)
- Was on the 10-day IL, 8/18-9/3 (strained left hamstring) and appeared in one rehab game with Reading (AA) and one with Lehigh Valley

2016

- Named to his first career NL All-Star team (0-1), becoming the first Phillies everyday CF to be selected since 2011 (Shane Victorino)
- Ranked T-3rd in the NL in games (159), 4th in OF assists (11), T-4th in infield hits (27), 5th in singles (125) and T-8th in 4-hit games (3)
- Led the team in games, hits (167), runs (87) and SB (25)
- Among NL center fielders, ranked 1st in games (155), 2nd in hits (164), runs (84) & OF assists (11), 3rd in walks (63), total bases (242) & OBP (.360), T-3rd in SB (24) and 4th in AVG (.285)
- Made his second career Opening Day roster
- Was the Phillies' nominee for the Hank Aaron Award, marking his second straight nomination
- Became the first Phillie to have at least 15 HR and 25 infield hits in a season since 2006 (Chase Utley; 32 HR, 25 infield hits)
- Reached base safely in 21 straight games, 4/8-30 (.495 OBP)
- Had two separate hitting streaks of at least 10 games (11 G, 4/8-30 and 10 G, 5/2-12)
- Walked in seven straight games, 4/14-20, which was the longest streak by a Phillie since 2012 (Hunter Pence – 7 G)
- Batted safely in 20 straight road games, 4/8-5/23 (.403, 2B, 3B, 3 HR, 9 RBI, 17 R) and reached base safely in 24 straight (4/8-5/28)
- Maintained a .300 or better AVG and a .400 or better OBP for 47 straight games (4/29-6/19), which was the longest streak by a Phillie since 2007, when Chase Utley did it for 49 straight games (7/4-9/30)
- Became the first Phillie since 1900 to score four runs, hit a HR and collect two SB or more, 4/23 at MIL
- Was successful in his final 13 stolen base attempts
- His 4.2 bWAR was the best by a Phillies outfielder since Shane Victorino in 2011 (5.4)

2015

- Among NL rookies, finished 1st in infield hits (23), T-1st in SB (16) & 4-hit games (2), 2nd in AVG (.297), doubles (30), singles (106) & 3-hit games (14), 3rd in hits (147), total bases (207) & AB (495), T-3rd in OF assists (5), 4th in runs (64), games (147), HBP (8), bunt hits (5) & times on base (183), T-4th in multi-hit games (34), 7th in OBP (.344), T-7th in XBH (41) & go-ahead RBI (10) and T-9th in game-winning RBI (6)
- Among NL center fielders, T-4th in doubles and ranked 5th in hits & total bases

- Led the team in doubles and runs and tied for the lead in hits and total bases
- Made his ML debut on Opening Day, 4/6 vs BOS, as the starting CF
- Collected his first ML hit and RBI in walk-off fashion, 4/11 vs WSH
- On 4/15 at NYM, became the first Phillies rookie to collect three XBH (2 2B, 3B) in a game since 8/8/98 (Bobby Estalella – 2B, 2 HR)
- Slugged his first ML HR, 5/11 vs PIT (Mark Melancon)
- Had a 13-game hitting streak, 7/25-8/10; it was the 2nd-longest among all NL rookies (CHI's Kris Bryant – 14 games)
- Collected a career-best four hits twice: 8/30 vs SD and 9/29 vs NYM; was the first Phillies rookie to have two 4-hit games since 2003 (Marlon Byrd – 3)
- Batted .339 (94-277) over his final 79 games, which raised his season AVG from .243 to .297
- Became the first Phillies rookie with at least 30 2B and 15 SB since 1997 (Scott Rolen)
- Was the first ML rookie to hit at least .297 with 30 2B and 16 SB since 2001 (Ichiro Suzuki)
- Made 121 starts, all in CF
- Was the Phillies nominee for the Hank Aaron Award
- Played in 11 games for La Guaira in the Venezuelan Winter League (.426, 2 2B, 5 RBI, 4 SB)

2014

- Began the season with Myrtle Beach (A)
- Promoted to Frisco (AA) on 5/12
- Won the Texas League batting title with a .321 AVG
- Named a TL midseason and postseason All-Star
- Combined to hit .355 (71-201) between June and July
- Batted .346 with RISP (37-107)
- Led the Venezuelan Winter League in AVG (.372) in 58 games for La Guaira; also finished 2nd in hits (77) & OBP (.432), 3rd in SLG (.556) and 4th in XBH (23) & SB (8)

2013

- Began the season with Frisco
- Was a TL midseason All-Star despite opening the season as the 7th-youngest player in the league
- Batted .233 (35-150) over his first 36 games, then hit .317 (33-104) over his next 28 games
- Was transferred on 8/1 to Myrtle Beach, where he reached base safely via hit or walk in 23 of 29 games

2012

- Spent the entire season with Myrtle Beach
- Split time between 2nd base and SS
- Batted .326 (43-132) vs RHP and .269 (99-368) vs LHP
- Had a professional-best 22-game hit streak (.337, 28-83), 5/6-6/1, the longest of the season in the Carolina League
- Collected 15 XBH (11 2B, 3B, 3 HR) over his final 49 games after having just 17 (10 2B, 5 3B, 2 HR) in his first 77 games

2011

- Played for Hickory (A)
- Named a South Atlantic League postseason All-Star
- Finished 4th in the SAL in both AVG (.306) and SB (34)
- Batted .321 (45-140) vs LHP and .299 (97-324) vs RHP
- Hit .328 (45-137) with RISP

2010

- Split the season between Arizona League Rangers (R) and Spokane (A)
- Named an AZL postseason All-Star
- Ranked T-2nd in the AZL in hits (60), 5th in AVG (.337) and T-7th in RBI (31)

- Combined to hit .332 (62-187) between both levels
- Batted .351 (20-57) with RISP
- Promoted to Spokane on 9/1

2009

- Made his pro debut with the Dominican Summer League Rangers (R)
- Led the team in walks (39) and T-1st in hits (58)

PERSONAL

Odúbel David Herrera (pronounced oh-DOO-bull her-RAIR-uh)... Has two daughters, Ana Paula and Danna Victoria... 2008 graduate of Unidad Educativa Estatal Juan Pedro Chourio León, where he played baseball and volleyball... Was a standout volleyball player as a prep student... **Hobbies:** Watching TV shows and checking various social media outlets... **Signed by:** Rafic Saab

ODÚBEL HERRERA'S CAREER STATISTICS

YEAR	CLUB	AVG	G	AB	R	H	2B	3B	HR	RBI	SH	SF	HP	BB	SO	SB	CS	OBP	SLG	OPS	E
2009	DSL Rangers	.280	58	207	47	58	9	1	0	24	2	6	6	39	39	21	10	.399	.333	.732	34
2010	AZL Rangers	.337	48	178	33	60	7	4	0	31	2	2	2	16	27	8	5	.394	.421	.815	8
	Spokane	.222	4	9	0	2	1	0	0	0	0	0	0	1	0	0	0	.222	.333	.555	0
2011	Hickory	.306	119	464	72	142	26	3	3	56	7	2	8	24	78	34	11	.349	.394	.743	17
2012	Myrtle Beach	.284	126	500	72	142	22	6	5	46	7	4	7	33	99	27	7	.335	.382	.717	41
2013	Frisco	.257	101	389	37	100	12	7	2	30	3	2	1	17	67	15	5	.289	.339	.628	11
	Myrtle Beach	.295	29	95	13	28	2	1	1	5	2	1	1	16	19	2	2	.398	.368	.766	8
2014	Myrtle Beach	.297	29	111	26	33	3	1	0	11	1	2	0	23	21	9	3	.412	.342	.754	1
	Frisco	*.321	96	368	47	118	16	4	2	48	6	2	3	29	70	12	7	.373	.402	.775	9
2015	PHILLIES	.297	147	495	64	147	30	3	8	41	5	1	8	28	129	16	8	.344	.418	.762	5
2016	PHILLIES	.286	159	583	87	167	21	6	15	49	2	2	6	63	134	25	7	.361	.420	.781	9
2017	PHILLIES	.281	138	526	67	148	42	3	14	56	0	2	4	31	126	8	5	.325	.452	.778	2
	Reading+	1.000	1	2	2	2	0	0	1	2	0	0	0	1	0	0	0	1.000	2.500	3.500	1
	Lehigh Valley+	.250	1	4	1	1	0	0	0	0	0	0	0	0	0	0	0	.250	.250	.500	0
2018	PHILLIES	.255	148	550	64	140	19	3	22	71	1	1	7	38	122	5	2	.310	.420	.730	3
2019	PHILLIES	.222	39	126	12	28	10	1	1	16	0	1	1	11	33	2	2	.288	.341	.629	0
2020	Did not play																				
2021	PHILLIES	.260	124	450	59	117	27	2	13	51	1	5	6	29	77	6	1	.310	.416	.726	3
	Lehigh Valley+	.500	2	8	2	4	0	0	1	2	0	0	0	2	1	1	0	.600	.875	1.475	0
	Minor Totals	.296	614	2335	352	690	98	27	15	255	30	21	28	200	422	129	50	.355	.380	.735	130
ML	Totals	.274	755	2730	353	747	149	18	73	284	9	12	32	200	621	62	25	.329	.422	.751	22

* League leader
+ Rehab assignment

HERRERA'S ALL-STAR GAME STATISTICS

YEAR	CLUB, SITE	AVG	G	AB	R	H	2B	3B	HR	RBI	SH	SF	HP	BB	SO	SB	CS	OBP	SLG	OPS	E
2016	NL, SD	.000	1	1	0	0	0	0	0	0	0	0	0	0	0	0	0	.000	.000	.000	0

HERRERA'S WORLD BASEBALL CLASSIC STATISTICS

YEAR	CLUB	AVG	G	AB	R	H	2B	3B	HR	RBI	SH	SF	HP	BB	SO	SB	CS	OBP	SLG	OPS	E
2017	Venezuela	.091	5	11	2	1	0	0	0	0	0	0	1	2	1	0	0	.286	.091	.377	0

HERRERA'S CAREER TRANSACTIONS

- Signed by Texas Rangers as an amateur free agent, July 3, 2008
- Selected by Philadelphia in Rule 5 draft, December 11, 2014
- On injured with a left hamstring strain, August 18-September 3, 2017; included rehab assignments to Reading, 8/31, and Lehigh Valley, 9/3
- On injured list with a right hamstring strain, April 18-May 3, 2019
- On injured list with left ankle tendinitis, July 9-21, 2021; included rehab assignment with Lehigh Valley, July 20-21

HERRERA'S CAREER FIELDING

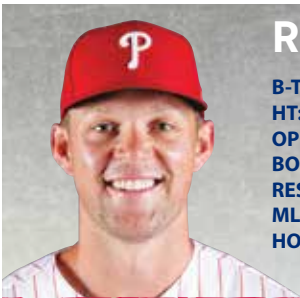
POSITION	PCT	G	PO	A	E	TC	DP
Outfield	.987	726	1630	29	22	1681	11

HERRERA'S GAME HIGHS

HITS: 4 – 8 times, last: 8/22/21 at SD... **RUNS:** 4 – 2 times, last: 6/22/18 at WSH... **DOUBLES:** 3 – 4/2/19 at WSH... **TRIPLES:** 2 – 8/9/17 at ATL... **HOME RUNS:** 2 – 3 times, last: 6/1/21 at CIN... **RBI:** 5 – 5/7/18 vs SF... **WALKS:** 3 – 3 times, last: 5/9/18 vs SF... **STOLEN BASES:** 2 – 7 times, last: 8/8/17 at ATL... **HITTING STREAK:** 21 games – 7/28-9/8/17

HERRERA'S NOTABLE HOMERS

GRAND SLAMS: None... **INSIDE-THE-PARK HR:** None... **LEADOFF HR:** 4 – 7/1/16 vs KC (Ian Kennedy); 6/18/21 at SF (Johnny Cueto); 8/21/21 at SD (Joe Musgrove); 9/14/21 vs CHI (Adrian Sampson)... **PINCH HR:** None... **WALK-OFF HR:** None



RHYS HOSKINS

17

B-T: R-R

HT: 6-4; **WT:** 225

OPENING DAY AGE: 29

BORN: March 17, 1993, Sacramento, CA

RESIDES: Philadelphia, PA

ML SERVICE: 4 years, 53 days

HOW OBTAINED: Selected by Phillies in 5th round of June 2014 draft

@rhyshoskins

@rhystothoskins

First Baseman

2021

- Made his fourth career Opening Day roster
- Slugged six HR over six games from 4/20-26
- Collected his 200th career XBH on 5/6 vs MIL, reaching 200 XBH in the 4th-fewest games (436) by a Phillie player in the modern era (since 1900), trailing only Chuck Klein (320 G), Ryan Howard (402 G) and Dick Allen (429 G)
- Reached base safely in eight straight plate appearances (1B, 2B, 1B, HBP, BB, 1B, 2B, HBP) from the sixth inning on 5/14 through the first inning on 5/16; it was tied for the longest streak of his career (8 straight PA, 4/15-16/18)
- Had a 12-game hitting streak (.326), 5/22-6/5
- Slugged his 100th career HR (solo shot in sixth inning off Nathan Eovaldi) on 5/22 vs BOS; at 450 games, became the 4th-fastest player to reach 100 HR with the Phillies, trailing only Ryan Howard (325 G), Jim Thome (384 G) and Chuck Klein (390 G)
- Tied his career high with three XBH and collected a career-high six RBI on 6/19 at SF; also recorded his eighth career multi-HR game
- Recorded 20 doubles and 20 HR before the All-Star break for the second time in his career (also: 2019); prior to him, the last Phillie to do so was Ryan Howard in 2009
- On 7/20 at NYY, became just the seventh player in ML history and first Phillie with 300 runs scored, 300 walks and 300 RBI in 500 career games or fewer, joining Aaron Judge, Frank Thomas, Eddie Mathews, Ralph Kiner, Charlie Keller and Ted Williams
- Played in his 500th career game on 7/24 vs ATL; had the most walks (313) by any Phillies player to debut in the modern era (since 1900) in his first 500 career games
- Collected his 50th XBH in his 100th game of the season on 7/29 vs WSH (gm 2); since 2011, became the only Phillies player to record at least 50 XBH in his first 100 games of a season, as he also did so in 2018 (50 XBH in first 100 G)
- Was on the 10-day IL, 8/7-21, with a left groin strain
- In his first game back off the IL, collected a multi-HR game on 8/22 at SD; it was his ninth career multi-HR game and fourth of the season
- Was on the IL, 8/26-end of season, with a left groin strain
- Underwent successful surgery to repair a core muscle injury on 8/31
- Had the following NL rankings at the time he went on the IL on 8/26: 1st in pitches/PA (4.26; min. 400 PA), 6th in XBH (56), T-6th in HR (27) & GW RBI (11), T-8th in doubles (29) and 9th in SLG (.530; min. 400 PA)
- 12 of his 27 HR either tied a game or gave the Phillies a lead
- Had 30 XBH (15 2B, 15 HR), 36 RBI and a 1.050 OPS in his final 42 games (6/16-8/25)

- Slashed .390/.468/.951 with five doubles, six HR, 14 RBI and 10 runs in his last 13 games (7/23-8/25)

2020

- Made his third career Opening Day roster
- Had a 21-game on-base streak (.413 OBP), 8/5-26, which tied the longest on-base streak of his career (also: 21 G, 7/10-8/4/18)
- Became the 4th-fastest Phillie in the modern era to reach 175 extra-base hits when he did so in his 391st game on 8/30 vs ATL, behind only Chuck Klein (288 G), Ryan Howard (346 G) and Dick Allen (381 G)
- Homered in three consecutive games, 8/29-31, for the eighth time in his career
- Became the first Phillie in the modern era to have three straight games (8/29-31) with multiple XBH and a HR
- Scored at least one run in seven consecutive games, 8/29-9/5
- In innings 1-6, hit all 10 of his HR while slashing .295/.444/.648 in 133 plate appearances
- Slashed .341/.509/.732 in 55 plate appearances against LHP
- Was placed on the 10-day IL on 9/13 with a left elbow strain and missed the remainder of the season
- Had a successful left elbow UCL repair, 10/2 (Dr. Steve Cohen)

2019

- Among all ML players, ranked 1st in pitches/PA (4.56) & pitches faced (3,218) and among all NL players was 1st in walks (116), T-5th in games (160) and 6th in times on base (256)
- Was selected as the Phillies' nominee for the Roberto Clemente Award for the second consecutive season
- Had 116 walks; was just the 12th time in franchise history that a Phillie had more than 115 walks in a season
- Was the youngest Phillie to ever finish a season with more than 115 walks
- Became the first Phillie with a 25-HR/115-BB season since 2004 (Bobby Abreu)
- With a .903 OPS, became one of only five players in franchise history to post a .900 OPS or higher through 1,000 career plate appearances, joining Chuck Klein (1.043), Ryan Howard (1.025), Dick Allen (.949) and Lefty O'Doul (.934)
- Became the first player in franchise history with at least 60 HR and 145 walks through 1,000 career plate appearances
- Made his second career Opening Day roster; slugged his first career grand slam (Luke Jackson) on 3/28 vs ATL (was also his first career Opening Day HR)

- Was the first Phillie in franchise history to hit a grand slam on Opening Day at home
- Hit his 60th career HR on 4/27 vs MIA in his 229th game; became the 2nd-fastest Phillie ever to reach the 60-HR plateau behind Ryan Howard (209 G) and the 5th-fastest player in ML history, trailing only Aaron Judge (197 G), Gary Sanchez (201 G), Howard and Ryan Braun (212 G)
- Had a career-high four hits on 5/7 at STL
- Became the first Phillies player with 20 HR before the All-Star break since 2013 (Demonic Brown); was the 23rd time in franchise history a player did so
- Was the first Phillie with at least 20 HR and 65 walks prior to the All-Star break since 2008 (Pat Burrell)
- Had 59 RBI and 68 walks before the All-Star break; prior to him (2018-19), the last two Phillies players to record at least 50 RBI and 50 walks before the All-Star break in consecutive seasons were Jim Thome (2003-04) and Bobby Abreu (2003-06)
- Hit his 75th career HR in his 308th game on 7/30 vs SF; became the 3rd-fastest Phillie to hit 75 career HR, trailing only Ryan Howard (240 G) and Chuck Klein (278 G)
- Battled leadoff for the first time in his career, 8/14 vs CHI
- Was ejected on 8/31 vs NYM by home plate umpire Will Little (first career ejection)

2018

- Made his first Opening Day roster
- Ranked 1st in the NL in pitches/PA (4.42), T-4th in GA RBI (29), 7th in walks (87) & XBH (72), T-7th in HR (34), T-8th in doubles (38) and 10th in RBI (96)
- Was the Phillies' nominee for the Hank Aaron Award and Roberto Clemente Award
- 18 of his 34 HR (52.9%) gave the Phillies a lead; was T-2nd in MLB with 18 go-ahead HR (most: OAK's Khris Davis, 21)
- Was one of five players in MLB with at least 70 XBH and 85 BB (also: Alex Bregman, Jose Ramirez, Matt Carpenter and Paul Goldschmidt)
- Reached 20 career HR in his 247th plate appearance, setting the franchise record for fewest career plate appearances to reach 20 homers
- With his single in the first inning on 4/27 vs ATL, he reached base safely in 50 of his first 100 PA of the season
- Became the first Phillie to post a .500 OBP or better through his first 100 PA of a season since 1989, when Von Hayes reached safely in 51 of his first 100 PA
- His 24 BB were tied for the most by a Phillie by the end of April (since 1913) with Bobby Abreu's 24 BB before the end of April 2006
- Was on the IL from 5/30-6/8 with a fractured jaw
- Homered in his first game back off the IL on 6/9 vs MIL
- Hit his 30th career HR, 6/27 vs NYY, in his 119th game, becoming the fastest Phillie ever to reach 30 career HR (next two fastest: Hall of Famer Chuck Klein in 132 games and Ryan Howard in 134 games)
- On 7/3 vs BAL, collected his 100th and 101st career RBI in his 124th game; it marked the fewest games to start a career with the Phillies to reach 100 RBI (since 1920, when RBI became an official stat), surpassing Chuck Klein (143 G, 1929)
- Reached base safely in a career-high 21 consecutive games, 7/10-8/4, posting a .427 OBP in that span
- Competed in the Home Run Derby at Nationals Park on 7/16; defeated MIL's Jesus Aguilar, 17-12, in the first round before falling in the semifinals to CHI's Kyle Schwarber, 21-20

- Became the first player in HR Derby history to hit 20 HR in the semifinals and his 37 total HR were the second-most HR by a Phillie in Derby history, trailing only Bobby Abreu in 2005 (41)
- Logged his third career multi-HR game, 7/26 at CIN; also had a career-high three XBH in that game
- Drew his 100th career walk, 8/4 vs MIA, in his 151st career game, becoming the fastest Phillie to reach 100 career walks in the modern era (previous: Don Hurst, 170 games, 1928-29)
- On 9/19 vs NYM, slugged the 50th HR of his career, doing so in his 192nd career game; became the 2nd-fastest Phillie to 50 HR (fastest: Ryan Howard, 182 games) and the 7th-fastest in MLB history
- Made 149 starts: 133 in LF, 12 at 1st base and four as the designated hitter
- His .938 OPS (648 PA) was the 2nd-best mark among all Phillies through the first 150 games of a career (dating to 1900), trailing only Hall of Famer Chuck Klein (1.041 OPS)
- Following the season, was part of the MLB Japan All-Star Series (2 HR, 3 RBI in 5 games)

2017

- Finished 4th in NL Rookie of the Year voting despite not making his ML debut until 8/10
- Among NL rookies, finished 5th in walks (37), 6th in HR (18) and 9th in RBI (48)
- Began the season with Lehigh Valley (AAA)
- Led the International League in RBI (91), OPS (.966), OBP (.385) & SLG (.581), ranked 2nd in runs (78) & XBH (57), 3rd in HR (29) & total bases (233) and 7th in AVG (.284) & walks (64)
- Named the MVP and Rookie of the Year of the IL
- Selected as an IL midseason and postseason All-Star, his third straight season with an All-Star selection (Eastern League in 2016, South Atlantic League in 2015)
- Started at 1st base for Team USA in the All-Star Futures Game (1-2), 7/9 at Marlins Park
- Set Lehigh Valley's single-season HR record
- Had his contract selected on 8/10 and made his ML debut that night vs NYM in a start in LF (0-2, BB)
- After making his ML debut on 8/10, led all NL rookies in HR (18), RBI (48), walks (35), OBP (.396), runs (37), SLG (.618), XBH (25) and TB (105)
- His 18 HR were the most by any player in MLB history who made his season debut 8/1 or later; previous record was held by Hall of Famer Ted Williams (13 in 1953)
- Won the NL Rookie of the Month Award for August (.304, 2 BB, 11 HR, 25 RBI, 12 BB, .402 OBP, .747 SLG, 1.149 OPS); led all MLB rookies in August in HR (11) and RBI (25)
- His 11 HR in August were the most by a rookie in a calendar month in Phillies history
- Became the first Phillie ever to reach 40 career RBI in 40 or fewer games and first MLB player since 2001 (Albert Pujols in 36 G)
- Collected his first ML hit (single off Chris Flexen) and RBI, 8/13 vs NYM
- Hit his first two career HR, 8/14 at SD
- Had a 13-game hitting streak, 8/19-31 (.367 AVG, 8 HR, 20 RBI), which tied for the longest among NL rookies
- Tied a Phillies record by homering in five straight games, 8/23-27; became the fifth Phillie (only rookie) in club history to do it and first since 2008, when Chase Utley did it twice
- Started a 7-4-3 triple play, 8/27 vs CHI

- Collected his 25th RBI in his 19th career game, 8/28 vs ATL, 2nd-fewest games needed to reach 25 RBI among players who made their ML debut since RBI became an official statistic in 1920, behind CHI's Mandy Brooks (17 G)
- Clubbed his 18th career HR in his 34th game, 9/14 vs MIA, the fastest player to reach that many home runs in terms of games played in MLB history
- From 8/14 through the end of the season, among all MLB hitters, ranked 1st in pitches/PA (4.63) & pitches seen (907), T-1st in RBI (47), 2nd in HR (18), 3rd in walks (32), 4th in OPS (1.071), 5th in SLG (.662) and T-5th in TB (104)

2016

- Spent the entire season with Reading (AA)
- Won Eastern League Rookie of the Year
- Received the Paul Owens Award (along with Dylan Cozens) as the best players in the Phillies minor league system
- Selected as an EL midseason and postseason All-Star
- Finished 2nd among all minor league players in HR (38), 3rd in RBI (116) & total bases (282) and T-9th in XBH (65) & runs (95)
- Led the EL in OPS (.943), was T-1st in SF (9), 2nd in HR, RBI, XBH, SLG (.566), runs, total bases, walks (71) & games (135), T-4th in OBP (.377) and 5th in hits (140) & AB (498)
- Named Phillies Minor League Player of the Month for June (.351, 13 HR, 33 RBI) and was twice named Phillies Minor League Player of the Week: 5/16-22 and 6/6-12
- Selected as EL Player of the Month for June and Player of the Week, 6/6-12
- Named a *Baseball America* Double-A All-Star and Minor League All-Star
- Averaged 1 HR/13.11 AB
- Had a 19-game hitting streak, 4/10-5/2 (.293, 22-75, 5 HR, 18 RBI)
- Had three multi-HR games: 6/4, 7/5 and 8/4
- Played for Cibao in the Dominican Winter League

2015

- Led the Phillies minor league system in hits (159), 2B (36), HR (17), total bases (258), runs (86) and games (135), T-1st in RBI (90) and ranked 2nd in AVG (.319)
- Began the season with Lakewood (A)
- Named Phillies Minor League Player of the Month for May (.342, 23 RBI, 18 R, 11 XBH)
- Selected as a South Atlantic League midseason All-Star
- Batted .363 (33-91) with RISP before being promoted to Clearwater (A) on 6/25
- Reached base safely in 57 of 67 games with Clearwater (.394 OBP)
- Named Florida State League Player of the Week, 8/17-23
- Played winter ball for Sydney in the Australian Baseball League

2014

- Began his pro career with Williamsport (A)
- T-4th in New York-Penn League in games (70) and T-6th in HR (9) & RBI (40)
- Participated in Florida Instructional League

PERSONAL

Rhys Dean Hoskins (pronounced REES)... Married Jayme Bermudez (11/9/19)... 2011 graduate of Jesuit High School (CA), where he played baseball, football and basketball... Attended California State University, Sacramento... Named 2014 Western Athletic Conference player of the year during his junior season... Was honored with the first Champion of Spirit Award at the Greater Philadelphia Muscular Dystrophy Association Black-N-Blue Ball in 2019... Recipient of the Phillies Community Service Award and club nominee for the Roberto Clemente Award in 2018 and 2019... **Hobbies:** Traveling, hiking and reading... **Signed by:** Joey Davis



RHYS HOSKINS' CAREER STATISTICS

YEAR	CLUB	AVG	G	AB	R	H	2B	3B	HR	RBI	SH	SF	HP	BB	SO	SB	CS	OBP	SLG	OPS	E
2014	Williamsport	.237	70	245	30	58	15	0	9	40	0	1	6	21	54	3	3	.311	.408	.719	8
2015	Lakewood	.322	68	255	39	82	17	4	9	51	0	2	7	26	50	2	4	.397	.525	.922	4
	Clearwater	.317	67	243	47	77	19	2	8	39	0	2	3	29	49	2	0	.394	.510	.904	7
2016	Reading	.281	135	498	95	140	26	1	38	116	0	#9	11	71	125	8	3	.377	.566	*.943	14
2017	Lehigh Valley	.284	115	401	78	114	24	4	29	*91	0	5	5	64	75	4	2	*.385	*.581	*.966	8
	PHILLIES	.259	50	170	37	44	7	0	18	48	0	2	3	37	46	2	0	.396	.618	1.014	4
2018	PHILLIES	.246	153	558	89	137	38	0	34	96	0	5	9	87	150	5	3	.354	.496	.850	6
2019	PHILLIES	.226	160	570	86	129	33	5	29	85	0	6	11	*116	173	2	2	.364	.454	.819	9
2020	PHILLIES	.245	41	151	35	37	9	0	10	26	0	0	5	29	43	1	0	.384	.503	.887	4
2021	PHILLIES	.247	107	389	64	96	29	0	27	71	0	2	5	47	108	3	2	.334	.530	.864	4
Minors Totals		.287	455	1642	289	471	101	11	93	337	0	19	32	211	353	19	12	.375	.532	.907	41
ML Totals		.241	511	1838	311	443	116	5	118	326	0	15	33	316	520	13	7	.360	.502	.862	27

* League leader
Tied for league lead

HOSKINS' CAREER TRANSACTIONS

- Selected by Philadelphia in 5th round of June 2014 draft
- On injured list with a fractured jaw, May 30-June 8, 2018
- On injured list with a left elbow strain, September 13, 2020 through the remainder of the season
- On injured list with a left groin strain, August 7-21, 2021
- On injured list with a left groin strain, August 26, 2021 through the remainder of the season

HOSKINS' CAREER FIELDING


POSITION	PCT	G	PO	A	E	TC	DP
First base	.993	345	2533	251	20	2804	252
Outfield	.976	165	279	7	7	293	0

HOSKINS' GAME HIGHS

HITS: 4 – 5/7/19 at STL... **RUNS:** 3 – 5 times, last: 4/17/21 vs STL... **DOUBLES:** 2 – 8 times, last: 7/6/21 at CHI... **TRIPLES:** 1...
HOME RUNS: 2 – 9 times, last: 8/22/21 at SD... **RBI:** 6 – 6/19/21 at SF... **WALKS:** 3 – 8 times, last: 6/12/21 vs NYY... **STOLEN BASES:** 1... **HITTING STREAK:** 13 games – 8/19-31/17

HOSKINS' NOTABLE HOMERS

GRAND SLAMS: 1 – 3/28/19 vs ATL (Luke Jackson)... **INSIDE-THE-PARK HR:** None... **LEADOFF HR:** None... **PINCH HR:** None...
WALK-OFF HR: None



DAMON JONES

68

B-T: L-L

HT: 6-5; **WT:** 233

OPENING DAY AGE: 27

BORN: September 30, 1994, Twin Falls, ID

RESIDES: East Puyallup, WA

ML SERVICE: 31 days

HOW OBTAINED: Selected by Phillies in 18th round of June 2017 draft

@DamonJones55
 @thedamonjones

Left-Handed Pitcher

2021

- Began season at alternate training site in Lehigh Valley and began minor league season with Lehigh Valley (AAA), where he spent the majority of the season
- Had four stints with PHI: 4/19, 7/11-15, 8/4-10, 9/17-21
- Made his ML debut on 8/10 at LAD (0.1 IP, H, 2 BB), his only ML appearance of the year
- Over his final 14 appearances with Lehigh Valley, posted a 2.35 ERA (4 ER, 15.1 IP) with 24 strikeouts
- Following the season, pitched for Peoria in the Arizona Fall League, where he was named to the Fall Stars West team after posting a 0.96 ERA (1 ER, 9.1 IP) in seven appearances

2020

- Attended ML spring training
- Spent entire season at the alternate training site in Lehigh Valley

2019

- Led all Phillies minor league pitchers in SO (152)
- Selected as a Florida State League midseason All-Star
- Was named Phillies Minor League Pitcher of the Week three times: 4/15-21, 5/27-6/2 and 6/10-16
- In 23 starts overall, posted a 2.91 ERA (37 ER, 114.1 IP) and held opposing hitters to a .186 AVG
- Averaged 11.97 SO/9.0 IP (152 SO, 114.1 IP)
- Began season with Clearwater (A)

- Was promoted to Reading (AA) in mid-June and finished the year with Lehigh Valley
- Logged three double-digit strikeout games (two with Clearwater and one with Reading)

2018

- Ranked T-3rd in the South Atlantic League in wins (10), 8th in SO (123) and 10th in ERA (3.41)
- Spent entire season with Lakewood (A)
- Posted a 2.05 ERA (13 ER, 57.0 IP) in 11 starts prior to the All-Star break
- Averaged 9.77 SO/9.0 IP (123 SO, 113.1 IP)
- Limited RHH to a .228 AVG (69-303)
- Started Game 1 of the SAL Championship Series on 9/10 at Lexington

2017

- Began his professional career with Williamsport (A)
- Earned first pro win, 8/17 at Auburn
- Averaged 13.15 SO/9.0 IP (38 SO, 26.0 IP)
- Participated in Florida Instructional League

PERSONAL

Damon Jones... Married Rachel Hansen (10/17/20); has a daughter, Charlotte... Attended Twin Falls High School (ID) and Washington State University... **Hobbies:** Watching college football, hunting, golfing and playing basketball... **Signed by:** Hilton Richardson

DAMON JONES' CAREER STATISTICS

YEAR	CLUB	W-L	ERA	G	GS	CG	SHO	SV	IP	H	R	ER	HR	HB	BB	SO	WP	BK	AVG
2017	Williamsport	2-3	4.85	13	0	0	0	3	26.0	23	14	14	0	3	20	38	7	0	.240
2018	Lakewood	10-7	3.41	23	22	0	0	0	113.1	105	53	43	7	4	50	123	18	0	.247
2019	Clearwater	4-3	1.54	11	11	0	0	0	58.1	38	14	10	3	3	24	88	6	0	.188
	Reading	1-0	0.82	4	4	0	0	0	22.0	9	2	2	0	1	9	31	1	0	.129
	Lehigh Valley	0-1	6.62	8	8	0	0	0	34.0	27	25	25	4	6	26	33	3	0	.214
2020	Did not pitch																		
2021	Lehigh Valley	1-5	5.44	34	0	0	0	1	41.1	39	27	25	3	4	36	57	4	1	.248
	PHILLIES	0-0	0.00	1	0	0	0	0	0.1	1	0	0	0	0	2	0	0	0	.500
Minors Totals		18-19	3.63	93	45	0	0	4	295.0	241	135	119	17	21	165	370	39	1	.224
ML	Totals	0-0	0.00	1	0	0	0	0	0.1	1	0	0	0	0	2	0	0	0	.500

JONES' CAREER TRANSACTIONS


- Selected by Philadelphia in 18th round of June 2017 draft

JONES' CAREER FIELDING

POSITION	PCT	G	PO	A	E	TC	DP
Pitcher	--	1	0	0	0	0	0

JONES' GAME HIGHS

LOW-HIT CG: N/A... **SHUTOUTS:** N/A... **STRIKEOUTS:** N/A... **WALKS:** 2 – 8/10/21 vs LAD... **LONGEST OUTING:** 0.1 inn. – 8/10/21 vs LAD... **WINNING STREAK:** N/A... **LOSING STREAK:** N/A... **SCORELESS STREAK:** N/A



MICHAEL KELLY

67

B-T: R-R

HT: 6-5; **WT:** 210

OPENING DAY AGE: 29

BORN: September 6, 1992, Boynton Beach, FL

RESIDES: Delray Beach, FL

HOW OBTAINED: Signed by Phillies as a minor league free agent, 11/19/21

Non-Roster Invitee Right-Handed Pitcher

2021

- Signed by HOU as a minor league free agent on 5/8 and assigned to Corpus Christi (AA)
- Promoted to Sugar Land (AAA) on 6/1 for the remainder of the season
- Worked strictly in relief, going 5-4 with a 2.70 ERA (15 ER, 50.0 IP) between both levels
- Averaged 11.16 SO/9.0 IP (62 SO, 50.0 IP) across both levels

2020

- Did not pitch

2019

- Spent season with Southern Maryland in the independent Atlantic League

2018

- Signed by BAL as a free agent on 3/1, designated for assignment on 3/29 and outrighted to Bowie (AA) on 4/5
- Spent majority of the season with Bowie, except for a stint with Norfolk (AAA), 7/27-8/13

2017

- Named a Texas League midseason All-Star
- Posted single-season career bests in wins (10) and strikeouts (128)
- Began season with San Antonio (AA) and split the season between there and El Paso (AAA)
- Went 3-0 with a 1.95 ERA (8 ER, 37.0 IP) in six starts in the month of May
- Struck out 11 batters on 6/21 vs Corpus Christi
- Went a combined 10-4 with a 4.19 ERA (59 ER, 126.2 IP) in 28 appearances (22 starts) between the two levels

2016

- Began season with Lake Elsinore (A)
- Made six starts and was promoted to San Antonio on 5/13
- Promoted again to El Paso on 6/18

- In six starts with El Paso from 6/19-7/10, went 5-0 with a 3.23 ERA (11 ER, 30.2 IP)
- Was on the IL, 8/23-9/20 (right elbow contusion)
- In 25 starts between the three levels, was 9-8 with a 4.34 ERA (62 ER, 128.2 IP) and 115 strikeouts

2015

- Began season with Fort Wayne (A)
- Was on the IL from 4/9-5/23 (right shoulder impingement)
- Went 4-1 with a 3.50 ERA (14 ER, 36.0 IP) over his first seven starts of the season, surrendering zero earned runs in four of them
- Promoted to Lake Elsinore on 8/5 for the remainder of the season

2014

- Spent season with Eugene (A)
- Made 14 starts and one relief appearance
- Allowed one earned run or none in seven of his 14 starts, including zero in five of those outings

2013

- Split season between Fort Wayne and Eugene
- Worked exclusively out of the bullpen and combined to go 3-2 in 33 relief appearances
- Over his first seven appearances in May, went 1-0 with a 2.25 ERA (2 ER, 8.0 IP), but then posted a 6.33 ERA (34 ER, 48.1 IP) over his next 26 outings

2012

- Began pro career with Fort Wayne
- Was transferred to Arizona League Padres (R) on 5/4 for the remainder of the season

PERSONAL

Michael Joseph Kelly... Married, wife's name is Kimberly (11/1/19)... 2011 graduate of West Boca Raton Community High School (FL)... **Hobbies:** Golfing and fishing... **Signed by:** Willie Bosque


MICHAEL KELLY'S CAREER STATISTICS

YEAR	CLUB	W-L	ERA	G	GS	CG	SHO	SV	IP	H	R	ER	HR	HB	BB	SO	WP	BK	AVG	
2012	Fort Wayne	0-2	7.53	7	0	0	0	0	14.1	18	14	12	0	1	18	14	5	0	.316	
	AZL Padres	0-5	7.11	13	6	0	0	0	44.1	54	48	35	2	7	25	37	12	1	.302	
2013	Fort Wayne	2-1	5.00	15	0	0	0	0	18.0	17	10	10	1	2	12	16	4	0	.262	
	Eugene	1-1	6.10	18	0	0	0	0	38.1	36	37	26	2	6	35	33	13	0	.257	
2014	Eugene	7-5	4.05	15	14	0	0	0	73.1	59	36	33	5	4	25	71	6	1	.224	
2015	Fort Wayne	5-3	4.46	13	13	0	0	0	66.2	68	39	33	5	0	22	35	1	1	.271	
	Lake Elsinore	0-6	8.40	6	5	0	0	0	30.0	45	33	28	5	4	9	22	6	0	.349	
2016	Lake Elsinore	1-3	5.83	6	6	0	0	0	29.1	33	23	19	2	3	12	25	0	0	.275	
	San Antonio	2-2	2.90	9	9	0	0	0	49.2	42	17	16	3	0	17	49	5	0	.237	
2017	El Paso	6-3	4.89	10	10	0	0	0	49.2	50	29	27	4	3	23	41	0	0	.273	
	San Antonio	7-2	2.98	15	15	0	0	0	84.2	68	31	28	6	3	30	91	3	1	.221	
2018	El Paso	3-2	6.64	13	7	0	0	0	42.0	47	33	31	6	4	26	37	2	0	.285	
	Bowie	1-5	9.11	25	8	0	0	1	56.1	55	60	57	8	6	66	55	13	0	.258	
2019	Norfolk	0-1	4.91	6	0	0	0	0	11.0	13	6	6	0	0	11	7	1	0	.289	
	S. Maryland (Ind.)	3-8	5.34	20	17	1	0	0	89.1	85	61	53	11	3	63	83	12	2	---	
2020	Did not pitch																			
2021	Corpus Christi	2-0	1.69	6	0	0	0	0	5.1	4	1	1	1	0	1	9	0	0	.190	
	Sugar Land	3-4	2.82	35	0	0	0	0	44.2	40	16	14	4	1	17	53	4	0	.238	
Minors Totals		40-45	5.15	212	93	0	0	1	657.2	649	433	376	54	44	349	595	75	4	.261	

KELLY'S CAREER TRANSACTIONS

- Selected by San Diego Padres in 1st round (48th overall) of June 2011 draft
- Signed by Baltimore Orioles as a free agent, March 1, 2018
- Signed by Houston Astros as a minor league free agent, May 8, 2021
- Signed by Philadelphia as a minor league free agent, November 19, 2021





SCOTT KINGERY

4

B-T: R-R

HT: 5-10; **WT:** 180

OPENING DAY AGE: 27

BORN: April 29, 1994, Phoenix, AZ

RESIDES: Tampa, FL

ML SERVICE: 3 years, 47 days

HOW OBTAINED: Selected by Phillies in 2nd round of June 2015 draft

CONTRACT STATUS: Signed a six-year contract on 3/25/18, taking him through 2023 with club options for 2024, 2025 and 2026

@ScottyJep4x
 @scottkingery

2022 PHILLIES

Non-Roster Invitee Infielder/Outfielder

2021

- Began the season at the club's alternate training site
- Had two stints with the Phillies: 4/21-5/2 and 5/5-6/6
- Was on the 7-day concussion IL, 5/17-6/6
- Played 2nd base, 3rd base, LF, CF and RF for the Phillies
- Was outrighted to Lehigh Valley (AAA), 6/7
- Collected a walk-off triple against Rochester on 5/4 (11th inning)
- Was placed on Lehigh Valley's IL with right shoulder inflammation, 7/1
- Had season-ending surgery in July to repair a torn labrum in his right shoulder

2020

- Made his third career Opening Day roster
- Slugged his first career walk-off HR in the 11th inning on 8/28 vs ATL (Mark Melancon)
- On 8/28, became the first Phillies player to hit a walk-off HR on a 0-2 count since Chase Utley on 6/26/14 vs MIA
- Was on the 10-day IL with back spasms, 8/31-9/13
- Posted a .481 SLG over his final 18 games (59 PA, 5 2B, 3 HR) after posting a .115 SLG in his first 18 games (65 PA, 0 XBH)
- Made starts at 2nd base (25) and in CF (9)

2019

- Made his second career Opening Day roster
- Was the only hitter in MLB with at least 57 XBH in 500 plate appearances or fewer
- Collected a career-high five RBI on 4/16 vs NYM
- Was on the IL with a right hamstring strain from 4/20-5/18; included rehab assignments to Lakewood (A), 5/13-15, and Reading (AA), 5/16-18
- Made his first career start in CF, 5/19 vs COL
- On 6/10 vs ARI, recorded his first career multi-HR game and had a career-high three XBH
- His 17 XBH in June ranked T-5th in MLB; became the first Phillies player with 17 XBH in a calendar month since May 2013 (Demonic Brown, 17)
- Started four straight games, 7/13-16, at different positions (LF on 7/13, 2nd base on 7/14, CF on 7/15 and SS on 7/16); was the first Phillies player to start four straight games at different positions since Cookie Rojas, 7/22-25/64 (2nd base-LF-SS-CF)
- Hit his first career inside-the-park HR, 9/10 vs ATL (Max Fried)
- Slugged two leadoff HR: 6/25 vs NYM (Walker Lockett) and 7/5 at NYM (Jacob deGrom)

- Became the first Phillie with multiple HR at three different fielding positions in a season since Mariano Duncan in 1994 (4 HR at 2nd base, 2 HR at 3rd base and 2 HR at SS)
- Made 115 starts: 57 in CF, 37 at 3rd base, 12 at SS, 6 at 2nd base and 3 in LF
- Collected 57 XBH (34 2B, 4 3B, 19 HR) in 126 games and 500 PA after collecting 33 XBH in 147 games and 484 PA in 2018

2018

- Among all NL rookies, ranked T-3rd in SB (10), 4th in doubles (23), 5th in hits (102) & runs (55), T-5th in multi-hit games (23), 6th in XBH (33), 7th in TB (153) and T-8th in walks (24)
- The Phillies went 36-13 when he scored a run and 18-7 when he collected at least one RBI in a game
- Made his ML debut as a starter at 3rd base on 3/30 at ATL and singled off Mike Foltynewicz for his first career hit
- Collected two doubles on 3/31 at ATL, his first ML extra-base hits
- Collected his first career walk and run on 4/5 vs MIA and his first ML start in the outfield that same day (RF)
- Became the first MLB player in the modern era (since 1900) to hit his first career home run, grand slam and walk-off RBI in three straight games (no order of achievements)
- Notched his first ML RBI, 4/7 vs MIA
- Hit his first career HR, 4/9 vs CIN (Cody Reed)
- Slugged his first ML grand slam on 4/10 in the 8th inning vs CIN (Tanner Rainey)
- Collected his first career walk-off RBI, 4/11 vs CIN (sac fly in 12th inning)
- On 4/11 vs CIN, registered his first career OF assist; became first Phillie with an OF assist & walk-off RBI in the same game since Shane Victorino (9/3/06 vs ATL, gm 1)
- Had the most hits (75) by a Phillies rookie prior to the All-Star break since 2001, when Jimmy Rollins had 98
- Made his first professional pitching appearance on 8/16 vs NYM (gm 1)
- Made 116 starts: 101 at SS, eight at 3rd base, three in LF, two at 2nd base and two in RF

2017

- Won the Paul Owens Award as the best player in the Phillies minor league system
- Won the minor league Rawlings Gold Glove Award for 2nd base
- Among all minor league players, ranked 4th in total bases (288), T-4th in runs (103) and T-9th in XBH (63)

- Was the only player at the major or minor league level to have 25 HR and 25 SB
- Was a non-roster invitee to ML spring training
- Began the season with Reading
- Did not make an error through his first 35 games of the season, 4/7-5/19, or in his final 47 games (including playoffs), 7/17-9/4
- Was named Phillies Minor League Defender of the Month in April, and again in August
- Named Eastern League Player of the Month and Phillies Minor League Hitter of the Month for May (.325, 7 2B, 3 3B, 3 HR, 10 RBI)
- Was promoted to Lehigh Valley (AAA) on 6/26
- At the time of his promotion, led the EL in runs (62) & SLG (.608), T-1st in HR (18), ranked 2nd in SB (19) and 7th in AVG (.313)
- Played for Team USA in the All-Star Futures Game (0-1), 7/9 at Marlins Park
- Had a 16-game hitting streak, 7/14-30 (.314, 2 2B, 3B, HR, 7 RBI)
- Led the International League and set a Lehigh Valley record with a 23-game hitting streak, 8/2-25 (.320, 6 2B, 2 3B, 3 HR, 5 RBI)
- Became the first player in Lehigh Valley history to lead off the game with an inside-the-park HR, 8/19 at Charlotte
- Had the first three multi-HR games of his professional career
- Combined, batted .304 (165-543), 29 2B, 8 3B, 26 HR, 65 RBI, 41 BB, 29 SB, .359 OBP, .889 OPS in 13 games between both levels
- Following the season, was named by *Baseball America* as the No. 3 prospect in the Phillies minor league system, No. 31 prospect in baseball and top 2nd base prospect

2016

- Began the season with Clearwater (A)
- Led all Phillies minor leaguers in hits (149) and at-bats (531)
- Selected as a Florida State League midseason and postseason All-Star
- Named Phillies Minor League Defender of the Month for April
- Selected as Phillies Minor League Player of the Week twice: 5/23-29 and 7/11-17
- Had a 10-game hitting streak, 6/16-28
- Batted .383 (41-107) vs LHP with Clearwater
- Promoted to Reading on 7/25
- Finished T-1st in the FSL in doubles (29), despite not playing there after 7/23; also finished 5th in the FSL in AVG (.293), T-6th in SB (26) and 10th in OBP (.360)
- Played for Scottsdale in the Arizona Fall League; was named an AFL Rising Star
- Following the season, was named the No. 9 prospect in the Phillies minor league system by *Baseball America*

2015

- Began his pro career with Lakewood
- Batted .333 (39-117) with 6 2B, 3 HR, 21 RBI with runners on base
- Made only 4 errors in 281 TC (.986 fielding %)
- Participated in Florida Instructional League

PERSONAL

Scott M. Kingery (pronounced KING-urr-ee)... 2012 graduate of Mountain Pointe High School (AZ)... Attended the University of Arizona... 2015 Pac-12 Player of the Year... Named a 2015 First-Team All-American by *Baseball America*... Played in the 2006 Little League World Series... In 2019, hosted the 3rd annual Puppapalooza in benefit of the PSPCA... **Hobbies:** Reading, movies and hiking... **Signed by:** Brad Holland

SCOTT KINGERY'S CAREER STATISTICS

YEAR	CLUB	AVG	G	AB	R	H	2B	3B	HR	RBI	SH	SF	HP	BB	SO	SB	CS	OBP	SLG	OPS	E
2015	Lakewood	.250	66	252	43	63	9	2	3	21	2	3	7	18	43	11	1	.314	.337	.651	4
2016	Clearwater	.293	94	375	60	110	#29	3	3	28	3	2	7	33	54	26	5	.360	.411	.771	10
	Reading	.250	37	156	16	39	7	0	2	18	1	3	1	5	36	4	2	.273	.333	.606	1
2017	Reading	.313	69	278	62	87	18	5	18	44	3	4	4	28	51	19	3	.379	.608	.987	3
	Lehigh Valley	.294	63	265	41	78	11	3	8	21	1	2	5	13	58	10	2	.337	.449	.786	3
2018	PHILLIES	.226	147	452	55	102	23	2	8	35	0	5	3	24	126	10	3	.267	.338	.605	13
2019	PHILLIES	.258	126	458	64	118	34	4	19	55	1	2	5	34	147	15	4	.315	.474	.788	9
	Lakewood+	.333	1	3	0	1	0	0	0	0	0	0	0	0	0	0	0	.333	.333	.667	0
	Reading+	.091	3	11	1	1	0	0	0	2	0	1	0	0	3	1	0	.083	.091	.174	0
2020	PHILLIES	.159	36	113	12	18	5	0	3	6	1	0	1	9	35	0	0	.228	.283	.511	5
2021	PHILLIES	.053	15	19	1	1	0	0	0	0	0	0	0	12	0	0	0	.053	.053	.105	1
	Lehigh Valley	.181	23	72	11	13	4	2	0	5	0	2	1	13	27	3	0	.307	.292	.598	2
Minors Totals		.278	356	1412	234	392	78	15	34	139	10	17	25	110	272	74	13	.337	.426	.763	23
ML Totals		.229	324	1042	132	239	62	6	30	96	2	7	9	67	320	25	7	.280	.387	.667	28

Tied for league lead
+ Rehab assignment

KINGERY'S CAREER TRANSACTIONS

- Selected by Philadelphia in 2nd round of June 2015 draft
- On injured list with a right hamstring strain, April 20-May 18, 2019; included rehab assignments to Lakewood, May 13-15, and Reading, May 16-18
- On injured list with back spasms, August 31-September 13, 2020
- On concussion injured list, May 17-June 6, 2021

KINGERY'S CAREER FIELDING

POSITION	PCT	G	PO	A	E	TC	DP
Second base	.955	47	63	87	7	157	31
Third base	.946	52	33	90	7	130	14
Shortstop	.974	138	115	292	11	418	56
Outfield	.982	92	159	3	3	165	2
Pitcher	---	1	0	0	0	0	0

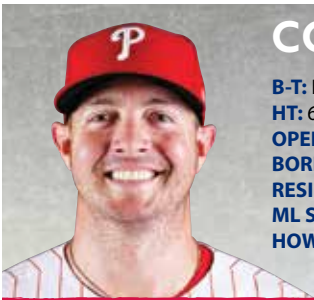
KINGERY'S GAME HIGHS

HITS: 4 – 7/6/18 at PIT... **RUNS:** 3 – 3 times, last: 7/16/19 vs LAD... **DOUBLES:** 2 – 6 times, last: 9/22/19 at CLE... **TRIPLES:** 1... **HOME RUNS:** 2 – 6/10/19 vs ARI... **RBI:** 5 – 4/16/19 vs NYM... **WALKS:** 2 – 7 times, last: 9/18/20 vs TOR... **STOLEN BASES:** 2 – 9/25/19 at WSH... **HITTING STREAK:** 8 games – 6/19-27/18

KINGERY'S NOTABLE HOMERS

GRAND SLAMS: 1 – 4/10/18 vs CIN (Tanner Rainey)... **INSIDE-THE-PARK HR:** 1 – 9/10/19 vs ATL (Max Fried)... **LEADOFF HR:** 2 – 6/25/19 vs NYM (Walker Lockett); 7/5/19 at NYM (Jacob deGrom)... **PINCH HR:** None... **WALK-OFF HR:** 1 – 8/28/20 vs ATL (Mark Melancon)





COREY KNEBEL

23

B-T: R-R

HT: 6-3; **WT:** 224


OPENING DAY AGE: 30

BORN: November 26, 1991, Denton TX

RESIDES: Leander, TX

ML SERVICE: 6 years, 151 days

HOW OBTAINED: Signed by Phillies as a free agent, 12/1/21

 @coreyknebel

Right-Handed Pitcher

2021

- Spent season with LAD
- Made eight appearances before going on the IL on 4/24 with a right lat strain
- Was reinstated on 8/10 after a rehab assignment to Oklahoma City (AAA)
- Held LHH to a .140 AVG (6-43)
- Surrendered only five extra-base hits to the 101 batters he faced in 27 appearances
- Posted a 0.97 WHIP
- Appeared in seven postseason games for LAD, posting a 3.18 ERA with 11 strikeouts

2020

- Appeared in 15 games for MIL, spending time on the IL, 8/20-9/7, with a left hamstring strain

2019

- Missed the entire season after suffering a torn ulnar collateral ligament in his right elbow during spring training
- Underwent Tommy John surgery on 4/3 (Dr. Neal ElAttrache)

2018

- Ranked 3rd among NL relievers in SO/9.0 IP (14.31) and T-6th in strikeouts (88)
- Was 16-for-19 in save opportunities (84.2%)
- Was on the 10-day IL, 4/6-5/8 with a strained left hamstring; included rehab assignment to Biloxi (AA), 5/3-8
- Had a 5.08 ERA (22 ER, 39.0 IP) in his first 41 appearances and was optioned to Colorado Springs (AAA) on 8/22
- Recalled by MIL on 9/2 and made 16 straight scoreless appearances to end the season (16.1 IP)
- Named NL Reliever of the Month and MIL Reliever of the Month for September/October
- Was the winning pitcher in the NL tie-breaker game on 10/1 at CHI
- Appeared in nine postseason games, going 1-0 with a 0.90 ERA (1 ER, 10.0 IP) and a save
- Earned his lone postseason save in Game 1 of the NLCS vs LAD and his lone win in Game 6 of the NLCS
- Nominated for the Roberto Clemente Award

2017

- Made his first career NL All-Star team, but did not pitch; was MIL's lone representative
- His 126 strikeouts tied BOS' Craig Kimbrel for the ML lead among relievers and broke the franchise record for relievers in a season (since broken by Josh Hader in 2018)

- Also ranked 3rd among ML relievers in SO/9.0 IP (14.92, 1st in NL), T-4th in saves (39), T-5th in games (76, T-1st in NL) and 9th in ERA (1.78)
- Held opponents to a .180 AVG (48-267), 6th-best among NL relievers
- Named MIL's Most Valuable Pitcher as voted on by members of the Milwaukee chapter of the BBWAA
- Made first career Opening Day roster
- Had 45 consecutive appearances with a strikeout, 4/3-7/15, breaking Bruce Sutter's previous single-season ML record of 39 straight in 1977
- Became the closer in May, recording his first save on 5/14 vs NYM
- Was 39-for-45 in save opportunities (86.7%) and converted 21 consecutive saves from 7/22-9/19
- Retired 55 of 76 first batters faced (72.4%) and stranded 13 of 17 inherited runners (76.5%)
- Was MIL's Pitcher of the Month for May
- Had a career-long 19.1-inning scoreless streak, 7/22-9/1
- Was named NL Reliever of the Month for August after posting 15 scoreless appearances (13 SV, 15.1 IP, 21 SO)
- His 13 saves in August set a franchise record for a calendar month

2016

- Began season on 15-day IL with a left oblique strain
- Reinstated on 6/9 after rehab assignments to Brevard County (A) and Colorado Springs
- Had two stints with MIL: 6/9-18 and 7/15-remainder of the season
- Recorded his first ML save on 8/23 vs COL

2015

- Began season with Colorado Springs after being traded to MIL in the offseason
- Was recalled on 5/18 and spent nearly two months with MIL before being optioned on 7/2
- Recalled again on 7/15 for the remainder of the season
- Retired 72.9% of the first batters he faced (35-48) and stranded nine of 12 inherited runners

2014

- Began season with Erie (AA)
- Was promoted to Toledo (AAA) on 5/11 after 11 relief appearances
- Held opponents to a .109 AVG (6-55) with Toledo
- Had his contract selected by DET on 5/23 and made his ML debut the following day vs TEX, recording his first ML strikeout (Chris Gimenez)
- Had two stints with DET (5/23-6/14 and 7/19-7/22)

- On 7/23, was traded to TEX with RHP Jake Thompson for RHP Joakim Soria and was assigned to Round Rock (AAA)
- Struck out 20 of the 50 batters he faced (40.0%) with Round Rock
- Was placed on the IL on 8/18 with an elbow injury and did not pitch the remainder of the season
- Overall, between the three teams, posted a 2.18 ERA (11 ER, 45.1 IP) and 0.99 WHIP, struck out 63 and held opponents to a .152 AVG (213-151)

- Following the season, was named the No. 7 prospect in DET's system by *Baseball America*
- Following the season, pitched for Mesa in the Arizona Fall League

PERSONAL

Corey Andrew Knebel (pronounced kuh-NAY-bull)... Married, wife's name is Danielle; has two daughters, Ledger and Halstyn... 2010 graduate of Georgetown High School (TX)... Also attended Bastrop High School (TX)... Played basketball and baseball in high school... Attended the University of Texas, where his 37 saves ranks 2nd all-time in program history behind Huston Street's 41... Named First-Team All-Big 12 Conference in 2011 and 2012... Was Milwaukee's Roberto Clemente Award nominee in 2018... **Hobbies:** Fishing, golfing, hunting, cooking and brewing beer... **Signed by:** Tim Grieve

2013

- Began pro career with West Michigan (A)
- Was 15-for-16 in save opportunities (93.8%)
- Averaged 12.30 SO/9.0 IP (41 SO, 30.0 IP)

COREY KNEBEL'S CAREER STATISTICS

YEAR	CLUB	W-L	ERA	G	GS	CG	SHO	SV	IP	H	R	ER	HR	HB	BB	SO	WP	BK	AVG
2013	West Michigan	2-1	0.87	31	0	0	0	15	31.0	14	4	3	0	0	10	41	4	0	.133
2014	Erie	3-0	1.20	11	0	0	0	1	15.0	8	4	2	1	0	8	23	1	0	.154
	Round Rock	1-0	3.75	9	0	0	0	0	12.0	9	5	5	2	1	5	20	0	0	.205
	Toledo	1-1	1.96	14	0	0	0	2	18.1	6	4	4	0	2	9	20	1	0	.109
	DETROIT	0-0	6.23	8	0	0	0	0	8.2	11	7	6	0	0	3	11	1	0	.306
2015	Colo. Springs	1-2	4.70	16	0	0	0	6	15.1	14	8	8	1	0	7	22	1	0	.246
	MILWAUKEE	0-0	3.22	48	0	0	0	0	50.1	44	18	18	8	2	17	58	1	0	.232
2016	Brevard Co.+	0-0	0.00	2	1	0	0	0	3.0	2	0	0	0	0	1	6	0	0	.182
	Colo. Springs	1-0	1.32	11	2	0	0	2	13.2	5	2	2	0	0	3	14	0	0	.122
	MILWAUKEE	1-4	4.68	35	0	0	0	2	32.2	32	20	17	3	1	16	38	1	0	.252
2017	MILWAUKEE	1-4	1.78	#76	0	0	0	39	76.0	48	15	15	6	2	40	126	2	0	.180
2018	Biloxi+	0-0	0.00	3	0	0	0	0	2.2	1	0	0	0	0	1	4	0	0	.111
	Colo. Springs	0-0	0.00	1	0	0	0	0	1.0	1	0	0	0	0	1	1	0	0	.250
2019	MILWAUKEE	4-3	3.58	57	0	0	0	16	55.1	38	23	22	7	4	22	88	0	0	.194
2020	MILWAUKEE	0-0	6.08	15	0	0	0	0	13.1	15	9	9	4	0	8	15	0	0	.278
2021	LOS ANGELES-NL	4-0	2.45	27	4	0	0	3	25.2	16	8	7	2	0	9	30	0	1	.176
	Oklahoma City+	0-0	1.59	6	1	0	0	0	5.2	4	1	1	0	1	1	11	1	0	.190
Minors Totals		9-4	1.91	104	4	0	0	26	117.2	64	28	25	4	4	46	162	8	0	.160
AL Totals		0-0	6.23	8	0	0	0	0	8.2	11	7	6	0	0	3	11	1	0	.306
NL Totals		10-11	3.13	258	4	0	0	60	253.1	193	93	88	30	9	112	355	4	1	.209
ML Totals		10-11	3.23	266	4	0	0	60	262.0	204	100	94	30	9	115	366	5	1	.212

Tied for league lead
+ Rehab assignment

KNEBEL'S WILD CARD GAME STATISTICS

YEAR	CLUB, OPP	W-L	ERA	G	GS	CG	SHO	SV	IP	H	R	ER	HR	HB	BB	SO	WP	BK	AVG
2021	LAD, STL	0-0	0.00	1	0	0	0	0	0.1	0	0	0	0	0	0	1	0	0	.000

KNEBEL'S DIVISION SERIES STATISTICS

YEAR	CLUB, OPP	W-L	ERA	G	GS	CG	SHO	SV	IP	H	R	ER	HR	HB	BB	SO	WP	BK	AVG
2018	MIL, COL	0-0	0.00	3	0	0	0	0	3.0	0	0	0	0	0	1	4	0	0	.067
2021	LAD, SF	0-0	0.00	2	1	0	0	0	2.0	1	0	0	0	0	0	3	0	0	.143
DS Totals		0-0	0.00	5	1	0	0	0	5.0	1	0	0	0	0	1	7	0	0	.133

KNEBEL'S LEAGUE CHAMPIONSHIP SERIES STATISTICS

YEAR	CLUB, OPP	W-L	ERA	G	GS	CG	SHO	SV	IP	H	R	ER	HR	HB	BB	SO	WP	BK	AVG
2018	MIL, LAD	1-0	1.29	6	0	0	0	1	7.0	2	1	1	0	1	2	10	0	0	.095
2021	LAD, ATL	0-0	5.40	4	1	0	0	0	3.1	4	2	2	0	0	1	7	1	0	.286
LCS Totals		1-0	2.61	10	1	0	0	1	10.1	6	3	3	0	1	3	17	1	0	.171

KNEBEL'S ALL-STAR GAME STATISTICS

YEAR	CLUB, SITE	W-L	ERA	G	GS	CG	SHO	SV	IP	H	R	ER	HR	HB	BB	SO	WP	BK	AVG	
2017	NL, MIA																			Did not pitch

KNEBEL'S MAJOR LEAGUE HITTING TOTALS

	AVG	AB	R	H	2B	3B	HR	RBI	SH	SF	HP	BB	SO	SB	CS	E
2021	.000	2	0	0	0	0	0	0	0	0	0	0	0	0	0	0
Career	.000	2	0	0	0	0	0	0	0	0	0	0	0	0	0	2

KNEBEL'S CAREER TRANSACTIONS

- Selected by Detroit Tigers in 1st round (39th overall) of June 2013 draft
- Traded to Texas Rangers with Jake Thompson (rhp) for Joakim Soria (rhp), July 23, 2014
- Traded to Milwaukee Brewers with Luis Sardiñas (inf) and Marcus Diplan (rhp) for Yovani Gallardo (rhp) and cash, January 19, 2015
- On injured list with a left oblique strain, April 1-June 8, 2016; included rehab assignments to Brevard County, May 31-June 4, and Colorado Springs, June 5-7
- On injured list with a left hamstring strain, April 6-May 8, 2018; included a rehab assignment to Biloxi, May 3-8
- On injured list for entire 2019 season after undergoing right elbow surgery
- On injured list with a left hamstring strain, August 20-September 7, 2020
- Traded to Los Angeles Dodgers for Leo Crawford (lhp), December 2, 2020
- On injured list with a right lat strain, April 24-August 9, 2021; included rehab assignment to Oklahoma City, July 26-August 9
- Signed by Philadelphia as a free agent, December 1, 2021

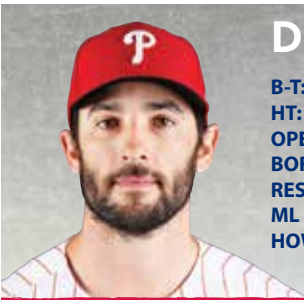
KNEBEL'S CAREER FIELDING

POSITION	PCT	G	PO	A	E	TC	DP
Pitcher	.952	266	17	23	2	42	1

KNEBEL'S GAME HIGHS

LOW-HIT CG: N/A... **SHUTOUTS:** N/A... **STRIKEOUTS:** 6 – 9/15/20 vs STL... **WALKS:** 3 – 4 times, last: 8/9/18 vs SD... **LONGEST OUTING:** 2.0 inn. – 10 times, last: 9/3/21 at SF... **WINNING STREAK:** 6 games – 9/23/18-current... **LOSING STREAK:** 4 games – 9/10/16-7/8/17... **SCORELESS STREAK:** 19.1 inn. – 7/22-9/1/17





DILLON MAPLES

33

B-T: R-R

HT: 6-2; **WT:** 230

OPENING DAY AGE: 29

BORN: May 9, 1992, Sanford, NC

RESIDES: West End, NC

ML SERVICE: 1 year, 136 days

HOW OBTAINED: Signed by Phillies as a minor league free agent, 3/13/22

2022 PHILLIES

Non-Roster Invitee **Right-Handed Pitcher**

2021

- Made CHI's Opening Day roster
- In his first 14 games with CHI through 5/30, posted a 1.45 ERA (3 ER, 18.2 IP) with 27 strikeouts and held opponents to a .115/.286/.230 slash line
- Was on the IL twice: 6/15-7/18 (right triceps strain) and 7/29-8/31 (right middle finger blister); both IL stints included rehab assignments to Iowa (AAA)
- Designated for assignment, 9/19
- Outrighted to Iowa on 9/21 and finished the season there

2020

- Made CHI's Opening Day roster
- Appeared in two games with CHI before being optioned to the club's alternate training site on 7/29 for the remainder of the season

2019

- Split the season between Iowa and CHI
- Appeared in a then career-high 14 games with CHI
- With CHI, stranded all five of his inherited base runners and held opponents to a .150 AVG (6-40) with 2 XBH (2 HR)
- Averaged 16.53 SO/9.0 IP (79 SO, 43.0 IP) and converted seven of his eight save chances (87.5%) with Iowa

2018

- Spent majority of the season with Iowa, leading the team in appearances (41)
- With Iowa, averaged 17.46 SO/9.0 IP (75 SO, 38.2 IP), converted 10 of his 12 save opportunities (83.3%) and allowed just one HR to the 177 batters he faced
- Appeared in nine games with CHI, including six in September

2017

- Named an Organization All-Star by MiLB.com after pitching for Myrtle Beach (A), Tennessee (AA) and Iowa
- Combined to post a 2.27 ERA (16 ER, 63.1 IP) with 13 saves in 52 games across three levels in the minors

- Overall in the minors, averaged 14.21 SO/9.0 IP (100 SO) and held opponents to a .192 AVG (44-229)
- Made his ML debut with CHI on 9/3 vs ATL
- Appeared in six games with CHI at the end of the season

2016

- Split the season between Myrtle Beach and South Bend (A)
- Was on the IL, 4/9-5/25 (left oblique strain)

2015

- Began the season with Eugene (A)
- Also pitched for South Bend

2014

- Was on the IL, beginning of season-7/30 (right ribcage fracture); included rehab assignments to the Arizona League Cubs (R) and Boise (A)
- Finished the year at Boise

2013

- Split the season between Kane County (A) and Boise

2012

- Began his professional career with the AZL Cubs
- Was on the IL, 6/19-7/26 (right elbow strain)

2011

- Did not pitch professionally

PERSONAL

Dillon Sean Maples... Engaged, fiancée's name is Brooke... 2011 graduate of Pincrest High School (NC)... Was the Gatorade North Carolina High School Player of the Year in 2011... Was a member of the USA Baseball 18U National Team in 2010... **Hobbies:** Fishing, hunting and chilling with his dog... **Signed by:** Billy Swoope

DILLON MAPLES' CAREER STATISTICS

YEAR	TEAM	W-L	ERA	G	GS	CG	SHO	SV	IP	H	R	ER	HR	HB	BB	SO	WP	BK	AVG
2012	AZL Cubs	0-1	4.35	6	4	0	0	0	10.1	6	7	5	0	3	10	12	6	0	.162
2013	Kane County	0-2	8.31	11	7	0	0	1	34.2	33	37	32	1	7	31	34	7	0	.248
	Boise	5-2	2.14	10	9	0	0	0	42.0	37	16	10	0	8	19	41	7	0	.242
2014	AZL Cubs	0-2	3.48	4	4	0	0	0	10.1	6	5	4	0	3	6	10	4	0	.167
	Boise	0-2	12.23	6	6	0	0	0	17.2	29	30	24	0	4	20	13	11	0	.358
2015	Eugene	0-1	7.20	3	0	0	0	0	5.0	7	9	4	0	2	1	8	1	0	.292
	South Bend	1-1	4.15	15	0	0	0	1	30.1	28	16	14	2	4	12	19	4	0	.252
2016	Myrtle Beach	0-1	7.71	9	0	0	0	0	7.0	9	7	6	0	2	7	6	4	0	.281
	South Bend	1-2	3.24	19	0	0	0	9	25.0	18	10	9	1	2	10	17	3	0	.198
2017	Myrtle Beach	4-0	2.01	21	0	0	0	3	31.1	21	7	7	2	1	15	44	4	1	.188
	Tennessee	1-1	3.29	14	0	0	0	6	13.2	11	5	5	0	1	11	28	2	0	.212
	Iowa	1-2	1.96	17	0	0	0	4	18.1	12	7	4	1	4	11	28	1	0	.185
	CHICAGO-NL	0-0	10.13	6	0	0	0	0	5.1	6	6	6	0	0	6	11	1	0	.286
2018	Iowa	2-3	2.79	41	0	0	0	10	38.2	22	14	12	1	2	39	75	12	0	.162
	CHICAGO-NL	1-0	11.81	9	0	0	0	0	5.1	7	7	7	2	2	5	9	2	0	.318
2019	Iowa	4-4	3.77	38	0	0	0	7	43.0	21	19	18	1	6	36	79	5	0	.145
	CHICAGO-NL	1-0	5.40	14	0	0	0	0	11.2	6	7	7	2	4	10	18	0	0	.150
2020	CHICAGO-NL	0-0	18.00	2	0	0	0	0	1.0	1	3	2	0	0	4	1	0	0	.200
2021	CHICAGO-NL	1-0	2.59	28	0	0	0	0	31.1	15	10	9	2	8	25	40	5	0	.144
	Iowa	3-1	5.40	18	1	0	0	0	20.0	14	12	12	3	4	18	26	3	0	.203
Minors Totals		19-24	4.23	214	30	0	0	41	327.1	260	189	154	9	49	228	414	71	1	.215
ML	Totals	3-0	5.10	59	0	0	0	0	54.2	35	33	31	6	14	50	79	8	0	.182

MAPLES' CAREER TRANSACTIONS


- Selected by Chicago Cubs in 14th round of June 2011 draft
- On the injured list with a right triceps strain, June 15-July 18, 2021; included rehab assignment to Iowa, June 26-July 18
- On injured list with a right middle finger blister, July 29-August 31, 2021; included rehab assignment to Iowa, August 11-31
- Signed by Philadelphia as a minor league free agent, March 13, 2022

MAPLES' CAREER FIELDING

POSITION	PCT	G	PO	A	E	TC	DP
Pitcher	1.000	59	6	5	0	11	0

MAPLES' GAME HIGHS

LOW-HIT CG: N/A... **SHUTOUTS:** N/A... **STRIKEOUTS:** 4 – 3 times, last: 4/30/21 at CIN... **WALKS:** 2 – 8 times, last: 9/17/21 at MIL... **LONGEST OUTING:** 2.0 innings – 7 times, last: 9/11/21 vs SF... **WINNING STREAK:** 3 games – 9/14/18-current... **LOSING STREAK:** N/A... **SCORELESS STREAK:** 7.0 inn. – 9/25/18-6/29/19



RAFAEL MARCHÁN

13

B-T: S-R

HT: 5-9; **WT:** 200

OPENING DAY AGE: 23

BORN: February 25, 1999, San Cristóbal, VZ

RESIDES: Caracas, VZ

ML SERVICE: 94 days

HOW OBTAINED: Signed by Phillies as an amateur free agent, 7/2/15

@alemarchan13
 @alemarchan13

2022 PHILLIES

Catcher

2021

- Began the season with Lehigh Valley (AAA)
- Had six stints with the Phillies: 4/30, 5/13-28, 6/10-11, 6/19-25, 7/29-8/3 and 8/27-9/11
- Was 2-for-5 (40.0%) in throwing out attempted base stealers in 17 games (13 starts) at catcher with the Phillies
- The Phillies went 8-5 in his starts
- Made his first ML appearance at 1st base, 8/1 at PIT
- Collected his first career triple on 8/29 vs ARI
- Also played in one game for Reading (AA)
- Following the season, was named the No. 9 prospect, the best defensive catcher and as having the best strike-zone discipline in the Phillies minor league system by *Baseball America*

2020

- Batted .429 (3-7) in six spring training games
- Was added to the club's player pool roster during summer camp
- Had his contract selected from Lehigh Valley prior to game 2 of the doubleheader on 9/13 at MIA
- On 9/14 at MIA, made his ML debut in a start at catcher and singled in his first career plate appearance
- At 21 years, 202 days, became the youngest Phillie to collect a hit in his first ML plate appearance since Orlando Isales (20 years, 283 days) on 9/30/80 vs CHI
- The last Phillie to make his ML debut as the starting catcher at a younger age was Mike Loan (17 years, 357 days) on 9/18/1912 vs STL (that was the lone game of Loan's ML career)
- Became the youngest Phillie to make his ML debut since Elizardo Ramirez (21 years, 118 days) did so on 5/25/04 at NYM
- On 9/18 vs TOR (gm 2), hit his first career HR (A.J. Cole), a three-run, game-tying shot; it was also his first professional HR, as he had never homered in 765 career at-bats in the minor leagues
- At 21 years, 206 days old, became the youngest Phillies catcher ever to homer in a game and the youngest Phillies player to homer since Scott Rolen (21 years, 155 days) on 9/6/96 vs CHI
- The last catcher in the majors to homer at a younger age was Salvador Pérez for each of his first three career homers between 8/29-9/23/11 (between 21 years, 111 days and 21 years, 136 days for all three)
- Following the season, was named the No. 5 prospect in the Phillies minor league system by *Baseball America*

2019

- Opened year with Lakewood (A)
- Promoted to Clearwater (A) on 7/30 for the remainder of the season
- Caught 36.5% (31-85) of runners attempting to steal in 70 games (68 starts) at catcher
- Was on the injured list, 5/2-24, with a left wrist contusion
- Following the season, was named the No. 6 prospect and rated as the best defensive catcher in the Phillies minor league system by *Baseball America*

2018

- Named a New York-Penn League All-Star
- Ranked 4th in the NYPL in AVG (.301)
- Among qualifying hitters in the NYPL, was the 3rd-most difficult hitter to strike out (11.67 PA/SO)
- Spent entire season with Williamsport (A)
- Led NYPL catchers in assists (57) and was T-1st in double plays turned (5)
- Among qualifying NYPL catchers, ranked 4th in catcher caught stealing percentage (29.4%, 20 of 68)
- Hit .377 (20-53) against LHP
- Participated in Florida Instructional League

2017

- Spent entire season with Gulf Coast League Phillies (R)
- Hit .297 (11-37) in 14 home games
- Caught 16 of 37 attempted base stealers (43.2%)
- Participated in FIL

2016

- Began professional career with Dominican Summer League Phillies-2 (R)
- Led all Phillies short-season minor leaguers in RBI
- Threw out 40.0% of attempted base stealers (16 CS, 24 SB)
- Batted .388 (31-80) with 18 RBI and a .446 OBP in July
- Participated in FIL

2015

- Participated in FIL

PERSONAL

Rafael Alejandro Marchán (mahr-CHAN)... **Hobbies:** Spending time with family, going to the beach, watching movies and playing basketball... **Signed by:** Jesús Méndez

RAFAEL MARCHÁN'S CAREER STATISTICS

YEAR	CLUB	AVG	G	AB	R	H	2B	3B	HR	RBI	SH	SF	HP	BB	SO	SB	CS	OBP	SLG	OPS	E
2016	DSL Phillies-2	.333	44	171	23	57	7	1	0	34	0	5	0	16	14	6	0	.380	.386	.766	5
2017	GCL Phillies	.238	30	84	10	20	5	0	0	10	0	2	3	4	8	1	0	.290	.298	.588	3
2018	Williamsport	.301	51	196	28	59	8	2	0	12	0	1	2	11	18	9	6	.343	.362	.705	4
2019	Lakewood	.271	63	236	21	64	16	0	0	20	0	1	4	24	31	1	3	.347	.339	.686	4
	Clearwater	.231	22	78	6	18	4	0	0	3	0	1	1	6	8	1	2	.291	.282	.573	4
2020	PHILLIES	.500	3	8	3	4	0	0	1	3	0	0	0	1	2	0	0	.556	.875	1.431	1
2021	Lehigh Valley	.203	67	237	28	48	7	0	0	19	0	1	4	23	45	1	0	.283	.232	.515	4
	PHILLIES	.231	20	52	7	12	1	1	1	4	0	0	0	4	10	0	0	.286	.346	.632	1
	Reading	.200	1	5	1	1	1	0	0	0	0	0	0	1	0	0	0	.200	.400	.600	0
Minors Totals		.265	278	1007	117	267	48	3	0	98	0	11	14	84	125	19	11	.327	.319	.646	20
ML	Totals	.267	23	60	10	16	1	1	2	7	0	0	0	5	12	0	0	.323	.417	.740	2

MARCHÁN'S CAREER TRANSACTIONS

- Signed by Philadelphia as an amateur free agent, July 2, 2015

MARCHÁN'S CAREER FIELDING

POSITION	PCT	G	PO	A	E	TC	DP	PB
Catcher	.986	21	132	7	2	141	0	1
First base	---	1	0	0	0	0	0	0

MARCHÁN'S GAME HIGHS

HITS: 2 – 4 times, last: 8/29/21 vs ARI... **RUNS:** 2 – 9/18/20 vs TOR (gm 2)... **DOUBLES:** 1... **TRIPLES:** 1... **HOME RUNS:** 1... **RBI:** 3 – 9/18/20 vs TOR (gm 2)... **WALKS:** 1... **STOLEN BASES:** None... **HITTING STREAK:** 4 games – 8/29-9/2/21

PHILLIES PLAYING COLLEGE BASEBALL (40-MAN ROSTER)

Player

Alec Bohm
Connor Brogdon
Sam Coonrod
Kent Emanuel
Kyle Gibson
Bryce Harper
Rhys Hoskins
Damon Jones
Corey Knebel
Nick Maton
James McArthur
Nick Nelson
Aaron Nola
JoJo Romero
Kyle Schwarber
Ryan Sherriff
Garrett Stubbs
Matt Vierling

College

Wichita State University (KS)
Lewis-Clark State College (ID)
Southern Illinois University –Carbondale
University of North Carolina
University of Missouri –Columbia
College of Southern Nevada
California State University, Sacramento (Sacramento State)
Washington State University
University of Texas
Lincoln Land Community College (IL)
University of Mississippi
Gulf Coast State College (FL)
Louisiana State University
Yavapai College (AZ)
University of Indiana
Glendale Community College (CA) and West Los Angeles College (CA)
University of Southern California
University of Notre Dame (IN)



NICK MATON

B-T: L-R

HT: 6-2; **WT:** 195

OPENING DAY AGE: 25

BORN: February 18, 1997, Chatham, IL

RESIDES: Chatham, IL

ML SERVICE: 88 days

HOW OBTAINED: Selected by Phillies in 7th round of June 2017 draft

29

@Nick_maton123

@nickmaton

2022 PHILLIES

Infielder

2021

- Had six stints with the Phillies: 4/19-6/6, 6/16-22, 6/25-7/1, 7/11-21, 8/7-11 and 8/29-9/2; also played for Lehigh Valley (AAA)
- Made his ML debut on 4/19 vs SF; at 24 years, 60 days old, became the youngest Phillies player to make his ML debut at shortstop since Jimmy Rollins (21 years, 295 days) did so on 9/17/00 vs FLA
- In his ML debut, collected his first career hit (single in the sixth inning against Kevin Gausman)
- Had five hits in his first three career games; only four left-handed hitting Phillies players ever had more hits in their first three career games: Hall of Famer Richie Ashburn, Art Mahan, John Bolling and Ralph Caldwell (all had 6 hits)
- Collected multiple hits in four straight games, 4/21-25
- Had 11 hits in his first six career games; in the modern era (since 1900), only one Phillie ever had more hits in his first six career games: Art Mahan (12 hits in 1940)
- Became the first Phillies rookie to begin his career with a six-game hitting streak since 2000, when Jimmy Rollins did so
- Became the first Phillies player with at least five multi-hit games in his first 10 career games since September 2000, when Jimmy Rollins did so (6 multi-hit games in first 10)
- Hit his first career HR on 5/16 at TOR (Robbie Ray) as part of a multi-HR game (also hit his 2nd HR off Ray)
- Made his first career professional pitching appearance on 6/28 at CIN (0.1 IP, SO); struck out Tony Santillan

2020

- Was a non-roster invitee to ML spring training and was part of Philadelphia's player pool at the alternate training site in Lehigh Valley
- Following the season, was named the No. 10 prospect in the Phillies minor league system by *Baseball America*

2019

- Named an Organization All-Star by MiLB.com for the second consecutive season
- Spent most of the season with Clearwater (A) and was selected as a Florida State League midseason All-Star

- Named Phillies Minor League Player of the Week, 5/6-12
- Slashed .298/.383/.404 in 49 home games for Clearwater
- Promoted to Reading (AA) on 8/9
- Combined to hit .266/.349/.376 in 114 games between the two levels
- Following the season, played for Scottsdale in the Arizona Fall League (.333/.385/.667 in 3 G)
- Ranked by *Baseball America* as the No. 10 prospect in the Phillies minor league system following the season

2018

- Spent his second pro season with Lakewood (A)
- Named a South Atlantic League midseason All-Star
- Won Defensive Player of the Game in the SAL All-Star Game
- Selected as an Organization All-Star by MiLB.com
- Led all qualifying SAL shortstops with a .966 fielding percentage
- Named Phillies Defender of the Month for May
- Hit a grand slam, 8/15 vs Rome
- Homered in Game 1 of the SAL Championship Series, 9/10 at Lexington

2017

- Began pro career with Williamsport (A)
- Among all qualified shortstops in the New York-Penn League, ranked 1st in assists (175) and T-1st in double plays (33)
- Among all NYPL players, ranked T-9th in runs and T-10th in BB
- Hit his first pro home run, 8/5 vs Auburn
- Participated in Florida Instructional League

PERSONAL

Nick Maton... 2015 graduate of Glenwood High School (IL)... Attended Eastern Illinois University and was named to the All-Freshman team in the Ohio Valley Conference in 2016 before transferring to Lincoln Land Community College (IL) for his sophomore season... His brother, Phil, is currently a pitcher in HOU's organization... **Hobby:** Playing with his dog, Charlee... **Signed by:** Justin Morgenstern

NICK MATON'S CAREER STATISTICS

YEAR	CLUB	AVG	G	AB	R	H	2B	3B	HR	RBI	SH	SF	HP	BB	SO	SB	CS	OBP	SLG	OPS	E
2017	Williamsport	.252	58	210	34	53	9	1	2	13	0	3	3	30	47	10	5	.350	.333	.683	9
2018	Lakewood	.256	114	406	52	104	26	5	8	51	5	7	5	43	103	5	3	.330	.404	.734	15
2019	Clearwater	.276	93	337	35	93	14	3	5	45	1	2	3	41	71	11	8	.358	.380	.738	9
	Reading	.210	21	62	6	13	3	0	2	6	0	1	0	9	14	1	1	.306	.355	.660	2
2020	Did not play																				
2021	Lehigh Valley	.199	63	206	29	41	11	2	5	27	2	2	4	38	60	3	2	.332	.345	.677	2
	PHILLIES	.256	52	117	16	30	7	1	2	14	1	1	2	10	39	2	0	.323	.385	.708	4
Minors Totals		.249	349	1221	156	304	63	11	22	142	8	15	15	161	295	30	19	.340	.373	.713	37
ML	Totals	.256	52	117	16	30	7	1	2	14	1	1	2	10	39	2	0	.323	.385	.708	4

MATON'S CAREER TRANSACTIONS

- Selected by Oakland Athletics in 40th round of June 2015 draft, but did not sign
- Selected by Philadelphia in 7th round of June 2017 draft

MATON'S CAREER FIELDING

POSITION	PCT	G	PO	A	E	TC	DP
Pitcher	---	1	0	0	0	0	0
Second base	1.000	21	19	40	0	59	6
Shortstop	.933	20	18	38	4	60	12

MATON'S GAME HIGHS

HITS: 3 – 2 times, last: 5/16/21 at TOR... **RUNS:** 2 – 4 times, last: 6/30/21 vs MIA... **DOUBLES:** 1... **TRIPLES:** 1... **HOME RUNS:** 2 – 5/16/21 at TOR... **RBI:** 4 – 5/16/21 at TOR... **WALKS:** 2 – 6/25/21 at NYM... **STOLEN BASES:** 1... **HITTING STREAK:** 6 games – 4/19-25/21





JAMES McARTHUR

82

B-T: R-R

HT: 6-7; **WT:** 225

OPENING DAY AGE: 25

BORN: December 11, 1996, New Braunfels, TX

RESIDES: Castle Rock, CO

HOW OBTAINED: Selected by Phillies in 12th round of June 2018 draft

@jamesmcarthur33

2022 PHILLIES

Right-Handed Pitcher

2021

- Spent majority of the season with Reading (AA) and pitched in one game with Jersey Shore (A)
- In eight starts between 6/20 and the end of the season, posted a 2.35 ERA (10 ER, 38.1 IP)
- Struck out 10 batters in a 5.0-inning start, 8/13 vs Akron
- Held LHH to a .223/.287/.385 slash line with Reading
- Following the season, pitched for Peoria in the Arizona Fall League
- After the season, was rated by *Baseball America* as having the best curveball in the Phillies minor league system

2020

- Participated in Florida Instructional League

2019

- Began season with Lakewood (A)
- His last seven appearances (all starts) came with Clearwater (A)
- Went 3-1 with a 1.40 ERA (4 ER, 25.2 IP) in five August starts

- Overall, averaged 9.79 SO/9.0 IP (91 SO, 83.2 IP)
- Participated in FIL

2018

- Made professional debut with Gulf Coast League Phillies West (R)
- Promoted to Williamsport (A), 6/28
- Promoted to Lakewood on 8/28 to finish the season
- Combined to post a 0.54 ERA (2 ER, 33.1 IP) and 0.81 WHIP, averaged 9.45 SO/9.0 IP (35 SO), held opponents to a .145 AVG and did not allow a home run
- Made three scoreless relief appearances (6.1 IP) with Lakewood in the playoffs

PERSONAL

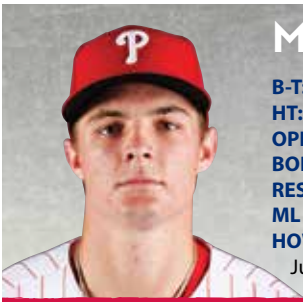
James Leonard McArthur... Married, wife's name is Kate; has one daughter, Lennie James... 2015 graduate of New Braunfels High School (TX)... Attended University of Mississippi... **Signed by:** Mike Stauffer

JAMES McARTHUR'S CAREER STATISTICS

YEAR	CLUB	W-L	ERA	G	GS	CG	SHO	SV	IP	H	R	ER	HR	HB	BB	SO	WP	BK	AVG
2018	GCL Phillies-W	0-0	0.00	1	0	0	0	0	1.0	1	0	0	0	0	0	2	1	0	.250
	Williamsport	2-0	0.64	8	5	0	0	0	28.1	15	2	2	0	1	10	31	2	0	.158
	Lakewood	0-0	0.00	1	1	0	0	0	4.0	0	0	0	0	0	1	2	0	1	.000
2019	Lakewood	0-6	6.00	18	6	0	0	0	54.0	47	39	36	4	4	32	61	9	0	.237
	Clearwater	3-1	3.03	7	7	0	0	0	29.2	26	10	10	3	1	16	30	4	1	.239
2020	Did not pitch																		
2021	Reading	2-6	4.48	19	15	0	0	0	74.1	74	41	37	9	8	23	78	4	0	.258
	Jersey Shore	0-0	0.00	1	0	0	0	1	4.0	1	0	0	0	1	1	5	0	0	.077
Minors Totals		7-13	3.92	55	34	0	0	1	195.1	164	92	85	16	15	83	209	20	2	.229

McARTHUR'S CAREER TRANSACTIONS

- Selected by Philadelphia in 12th round of June 2018 draft



MICKEY MONIAK

16

B-T: L-R

HT: 6-2; **WT:** 200

OPENING DAY AGE: 23

BORN: May 13, 1998, Encinitas, CA

RESIDES: Carlsbad, CA

ML SERVICE: 76 days

HOW OBTAINED: Selected by Phillies in 1st round (1st overall) of June 2016 draft

@MickeyMoniak
 @mickeymoniak

Outfielder

2021

- Had seven stints with the Phillies: 4/14-25, 5/1, 5/5-6, 7/20, 7/25-26, 8/10-13 and 9/11-19; also played for Lehigh Valley (AAA)
- Made seven starts with the Phillies, all in CF
- Slugged his first career HR on 4/21 vs SF (Anthony DeSclafani); at 22 years, 343 days old, became the youngest Phillies center fielder to homer in a game since Mike Anderson (21 years, 314 days) did so on 5/2/73
- Led Triple-A East hitters in triples (8) and ranked T-9th in RBI (65); led Lehigh Valley with 15 HR

2020

- Was a non-roster invitee to ML spring training
- Hit .353 (6-17), 2 2B, 3B, 2 RBI, 5 BB, 2 SB, 1.088 OPS in 14 spring training games
- Was added to the club's player pool on 8/30
- Had his contract selected from Lehigh Valley, 9/16
- Made his ML debut as a pinch-runner in the ninth inning on 9/16 vs NYM
- Became just the second former No. 1 overall pick by the Phillies in the MLB Draft to make his ML debut with the club, joining Pat Burrell
- Made his first career start, 9/17 vs NYM (LF; 0-4)
- At 22 years, 127 days old, was the 2nd-youngest Phillies OF to start in a game since 1974 (Orlando Isales, 20 years, 288 days on 10/5/80)
- Collected his first ML hit (single off A.J. Cole) on 9/18 vs TOR (gm 2)
- Walked in each of his first four games with a plate appearance
- Had two stints with the Phillies: 9/16-19 and 9/21-24

2019

- Spent entire season with Reading (AA) after attending ML spring training as a non-roster invitee
- Named an Eastern League midseason and postseason All-Star
- Led the EL in triples (13), was 2nd in extra-base hits (52) & total bases (204), T-4th in RBI (67), 5th in SLG (.439), 6th in doubles (28), T-8th in hits (117) and T-9th in runs (63)
- His 13 triples were more than any Phillies minor leaguer had in a season since 2006 (Michael Bourn, 13)
- Recorded eight outfield assists (5 in CF and 3 in RF)
- Was on the IL, 7/4-10, with a right hamstring strain
- Played for Scottsdale in the Arizona Fall League
- Following the season, was named the No. 9 prospect in the Phillies system by *Baseball America*

2018

- Spent entire season with Clearwater (A)
- Ranked 3rd in the Florida State League in doubles (28), 5th in hits (117) and 10th in at-bats (433)
- Selected as Phillies Minor League Player of the Week three times (5/28-6/3, 7/16-22 and 8/6-12)
- Named Phillies Minor League Defender of the Month for July
- Batted .333 (42-126), 12 2B, 2 3B, HR and an .856 OPS over his final 32 games
- Hit .294 (42-143) with nine doubles and four HR against LHP
- Made starts at all three outfield positions, totaling six assists and posting a .996 fielding percentage
- Primarily played CF (99 games/98 starts)

2017

- Spent the season with Lakewood (A)
- Was T-6th in the South Atlantic League in triples (6) and T-9th in games (123)
- Recorded 27 multi-hit games
- Batted .270 (64-237) with 21 XBH (15 2B, 4 3B, 2 HR) in the first half and .201 (46-229) with 12 XBH (7 2B, 2 3B, 3 HR) in the second half
- Following the season, was named the No. 9 prospect in the Phillies minor league system by *Baseball America*
- Participated in Florida Instructional League

2016

- Began pro career with Gulf Coast League Phillies (R)
- Ranked 10th in the GCL in RBI (28) and T-10th in hits (50) & triples (4)
- Had multiple hits in eight of his first 17 professional games
- Batted .346 (27-78) with 19 RBI in 20 July games
- Participated in FIL
- Following the season, was named the No. 2 prospect in the Phillies system by *Baseball America*

PERSONAL

McKenzie Matthew Moniak (pronounced MOH-nee-ak)... 2016 graduate of La Costa Canyon High School (CA)... Became first Phillies No. 1 overall pick since Pat Burrell in 1998... Named 2016 High School Player of the Year by *Baseball America*... Won a gold medal with U.S. National Team in 2015 World Baseball Softball Confederation U-18 Baseball World Cup in Japan... His grandfather, Bill Moniak, played for six seasons in BOS' system (1958-63)... **Hobbies:** Going to the beach, hanging out with friends and playing basketball... **Signed by:** Mike Garcia

MICKY MONIAK'S CAREER STATISTICS

YEAR	CLUB	AVG	G	AB	R	H	2B	3B	HR	RBI	SH	SF	HP	BB	SO	SB	CS	OBP	SLG	OPS	E
2016	GCL Phillies	.284	46	176	27	50	11	4	1	28	0	2	5	11	35	10	4	.340	.409	.749	1
2017	Lakewood	.236	123	466	53	110	22	6	5	44	2	7	6	28	109	11	7	.284	.341	.625	3
2018	Clearwater	.270	114	433	50	117	28	3	5	55	1	7	2	22	100	6	5	.304	.383	.687	1
2019	Reading	.252	119	465	63	117	28	*13	11	67	1	2	2	33	111	15	3	.303	.439	.741	4
2020	PHILLIES	.214	8	14	3	3	0	0	0	0	0	0	0	4	6	0	0	.389	.214	.603	2
2021	Lehigh Valley	.238	99	365	42	87	15	*8	15	65	1	8	4	31	101	5	2	.299	.447	.746	2
	PHILLIES	.091	21	33	3	3	0	0	1	3	1	0	0	3	16	0	0	.167	.182	.348	0
Minors Totals		.252	501	1905	235	481	104	34	37	259	5	26	19	125	456	47	21	.301	.401	.702	11
ML	Totals	.128	29	47	6	6	0	0	1	3	1	0	0	7	22	0	0	.241	.191	.432	2

* League leader

2022 PHILLIES

MONIAK'S CAREER TRANSACTIONS

- Selected by Philadelphia in 1st round (1st overall) of June 2016 draft

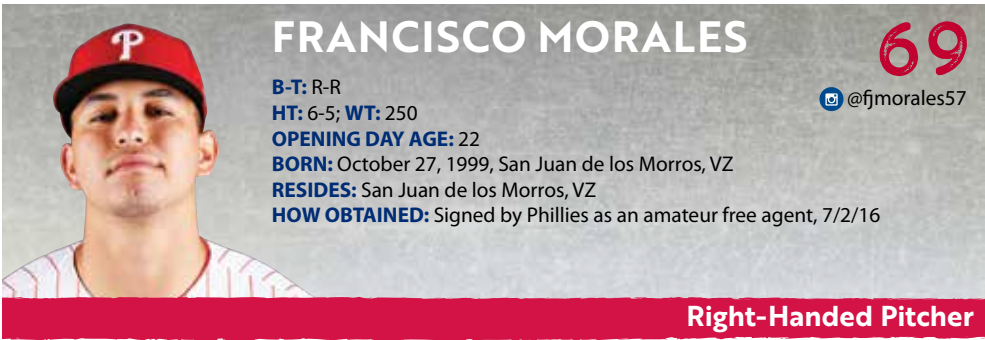
MONIAK'S CAREER FIELDING

POSITION	PCT	G	PO	A	E	TC	DP
Outfield	.931	21	27	0	2	29	0

MONIAK'S GAME HIGHS

HITS: 1... **RUNS:** 2 – 9/18/20 vs TOR (gm 2)... **DOUBLES:** None... **TRIPLES:** None... **HOME RUNS:** 1... **RBI:** 3 – 4/21/21 vs SF...
WALKS: 1... **STOLEN BASES:** None... **HITTING STREAK:** 2 games – 9/18-21/20





FRANCISCO MORALES

69

B-T: R-R

HT: 6-5; **WT:** 250

OPENING DAY AGE: 22

BORN: October 27, 1999, San Juan de los Morros, VZ

RESIDES: San Juan de los Morros, VZ

HOW OBTAINED: Signed by Phillies as an amateur free agent, 7/2/16

@fjmorales57

Right-Handed Pitcher

2021

- Began season at the alternate training site in Lehigh Valley and was assigned to Reading (AA) at the beginning of the minor league season
- Led all Phillies minor league pitchers in strikeouts (117)
- Was 2nd in Double-A Northeast in strikeouts (110) and averaged 11.93 SO/9.0 IP (83.0 IP)
- Had a 3.00 ERA (8 ER, 24.0 IP) in five July starts
- Named Double-A Northeast Pitcher of the Week, 7/12-18 and 9/13-19
- Was promoted to Lehigh Valley (AAA) on 9/22 for the remainder of the season

2020

- Did not pitch
- Following the season, was named the No. 4 prospect in the Phillies minor league system by *Baseball America*
- Participated in Florida Instructional League

2019

- Named Phillies Minor League Pitcher of the Month for August
- Spent entire season with Lakewood (A), leading the club in strikeouts (129)
- Ranked T-7th in the South Atlantic League in strikeouts
- Averaged 12.01 SO/9.0 IP (129 SO, 96.2 IP)
- Limited LHH to a .196 AVG (30-153) and .564 OPS
- Held opponents to a .216 AVG (21-97) with RISP
- Had a season-high 10 strikeouts, 5/22 at Delmarva (4.0 IP)
- Selected as Phillies Minor League Pitcher of the Week, 7/1-7
- Participated in FIL
- Following the season, was named the No. 4 prospect and rated as having the best slider in the Phillies minor league system by *Baseball America*

2018

- Spent entire season at Williamsport (A)
- Led all Phillies short-season minor league pitchers in strikeouts (68)
- Ranked 3rd in the New York-Penn League in strikeouts and T-7th in games started (13)
- Named Phillies Minor League Pitcher of the Week, 8/20-26
- Averaged 10.86 SO/9.0 IP (68 SO, 56.1 IP)
- Participated in FIL
- Following the season, was named the No. 10 prospect in the Phillies minor league system by *Baseball America*

2017

- Began professional career with Gulf Coast League Phillies (R)
- Was 9th in the GCL in strikeouts (44)
- Earned first pro win, 7/6 vs GCL Pirates
- Held RHH to a .194 AVG (19-98)
- Held opponents to a .196 AVG (9-46) with RISP
- Went 2-0 with a 1.66 ERA (4 ER, 21.2 IP) and 25 SO in his final five starts of the season
- Participated in FIL

2016

- Participated in FIL

PERSONAL

Francisco Javier Morales... Married, wife's name is Oriana (1/10/20); has one son, Sebastian... **Hobbies:** Cooking BBQ, going to the beach and playing *Warzone*... **Signed by:** Jesús Méndez

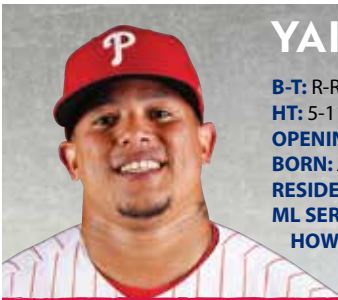
FRANCISCO MORALES' CAREER STATISTICS

YEAR	CLUB	W-L	ERA	G	GS	CG	SHO	SV	IP	H	R	ER	HR	HB	BB	SO	WP	BK	AVG
2017	GCL Phillies	3-2	3.05	10	9	0	0	0	41.1	34	18	14	1	8	20	44	6	*5	.225
2018	Williamsport	4-5	5.27	13	13	0	0	0	56.1	54	37	33	6	3	33	68	*15	1	.244
2019	Lakewood	1-8	3.82	27	15	0	0	1	96.2	82	47	41	8	6	46	129	12	0	.226
2020	Did not pitch																		
2021	Reading	4-13	6.94	22	20	0	0	0	83.0	76	72	64	11	7	*60	110	12	0	.240
	Lehigh Valley	0-1	0.00	2	2	0	0	0	8.2	6	4	0	0	3	7	7	0	0	.188
Minors Totals		12-29	4.78	74	59	0	0	1	286.0	252	178	152	26	27	166	358	45	6	.232

* League leader

MORALES' CAREER TRANSACTIONS

- Signed by Philadelphia as an amateur free agent, July 2, 2016



YAIRO MUÑOZ

41

B-T: R-R

HT: 5-11; **WT:** 200

OPENING DAY AGE: 27

BORN: January 23, 1995, Nagua, DR

RESIDES: Nagua, DR

ML SERVICE: 2 years, 98 days

HOW OBTAINED: Signed by Phillies as a minor league free agent, 2/1/22

Non-Roster Invitee **Infielder/Outfielder**

2022 PHILLIES

2021

- Spent most of the season with Worcester (AAA) and was named team MVP
- Had a 35-game hitting streak from 7/1-8/14, which was a modern-day Red Sox triple-A record and the longest in MiLB that season
- During the streak, hit .390 (57-146) with a .952 OPS
- Had his contract selected by BOS on 8/27
- Placed on the COVID-related IL on 9/1 and missed remainder of the season; appeared in five rehab games with Worcester

2020

- Attended ML spring training with STL before being released on 3/7
- Signed with BOS on 3/24 and spent majority of the season at the club's alternate site
- Had his contract selected on 8/31
- Hit safely in nine of his 12 games and recorded two outfield assists
- Placed on the 10-day IL on 9/18 with a low back strain and missed remainder of the season

2019

- Made his second career Opening Day roster
- Spent most of the season with STL but also appeared in three games for Memphis (AAA)
- Made his only career postseason appearance in Game 4 of the NLCS at WSH as a pinch-hitter

2018

- Made his first career Opening Day roster
- Among all NL rookies, ranked 2nd in IBB (7), 6th in OBP (.350), 7th in AVG (.276) & BB (30) and T-7th in doubles (16) and RBI (42)
- Started 72 games at six different positions (23 at 2nd base, 6 at 3rd base, 34 at SS, 1 in LF, 3 in CF and 5 in RF)
- Collected his first career hit, 4/2 at MIL (Oliver Drake)
- Hit his first ML home run on 5/28 at MIL (Brent Suter)
- Hit a 3-run walk-off HR on 5/31 vs PIT (Felipe Vazquez)
- Was on the 10-day IL, 8/11-/21 (right wrist sprain); included a rehab assignment to Springfield (AA), 8/18-21

2017

- Split the season between Midland (AA) and Nashville (AAA)
- Combined to slash .300/.330/.464 with a .794 OPS and 22 stolen bases in 112 combined games between both levels
- Following the season, played for Toros del Este in the Dominican Winter League

2016

- Began the season on the IL with a bruised right heel before being reinstated on 4/26 at Midland
- Had a season-best nine-game hitting streak, 7/13-21
- Following the season, played for Mesa in the Arizona Fall League

2015

- Named a Midwest League midseason All-Star
- Spent most of the season with Beloit (A), but also appeared in 39 games for Stockton (A)
- Following the season, was named the No. 10 prospect in OAK's minor league system by *Baseball America*

2014

- Named a New York-Penn League midseason All-Star
- Ranked T-4th in the NYPL in hits (75), 6th in AVG (.298), T-9th in doubles (17) and T-10th in stolen bases (14)
- Had a 17-game hitting streak, 7/20-8/6

2013

- Spent second pro season with Arizona League A's (R)

2012

- Began pro career with Dominican Summer League A's (R)

PERSONAL

Yairo Muñoz (JYE-roh MOON-yohs)... Married, wife's name is Yessica; has two children, Yairo Jr. and Yarianny... His brother, Jairo, pitched for seven minor league seasons with the Phillies (2015-16), Royals (2011-14) and Rays (2017)... **Hobby:** Fishing... **Signed by:** Angel Eusebio and Raymond Abreu

YAIRO MUÑOZ'S CAREER STATISTICS

YEAR	CLUB	AVG	G	AB	R	H	2B	3B	HR	RBI	SH	SF	HB	BB	SO	SB	CS	OBP	SLG	OPS	E
2012	DSL Athletics	.229	32	105	13	24	7	3	0	22	1	2	1	10	23	4	3	.297	.352	.649	12
2013	AZL Athletics	.194	25	67	8	13	3	0	1	5	0	1	2	7	11	1	0	.286	.284	.569	4
2014	Vermont	.298	66	252	29	75	17	3	5	20	7	2	2	7	42	14	6	.319	.448	.768	20
2015	Beloit	.236	97	369	48	87	14	3	9	48	1	6	2	22	62	10	2	.278	.363	.641	23
	Stockton	.320	39	150	21	48	12	0	4	26	1	1	2	11	20	1	1	.372	.480	.852	11
2016	Midland	.240	102	387	44	93	16	3	9	39	1	0	2	23	76	6	7	.286	.367	.653	19
2017	Midland	.316	47	190	35	60	17	3	6	26	1	3	1	10	35	12	1	.348	.532	.880	10
	Nashville	.289	65	256	30	74	9	1	7	42	0	4	1	11	46	10	4	.316	.414	.730	10
2018	ST. LOUIS	.276	108	293	39	81	16	0	8	42	0	2	4	30	71	5	6	.350	.413	.763	18
	Memphis	.287	26	94	11	27	3	1	3	13	0	0	1	5	18	1	0	.330	.436	.766	4
	Springfield+	.200	2	5	1	1	1	0	0	0	0	0	0	0	0	0	0	.200	.400	.600	0
2019	ST. LOUIS	.267	88	172	20	46	7	1	2	13	0	1	1	7	37	8	3	.298	.355	.653	1
	Memphis	.231	3	12	1	3	0	0	1	2	0	0	0	1	4	0	0	.286	.462	.747	0
2020	BOSTON	.333	12	45	6	15	5	0	1	4	0	0	0	0	11	2	0	.333	.511	.844	0
2021	Worcester	.308	88	351	45	108	16	4	8	36	1	3	2	17	53	18	5	.340	.444	.784	14
	BOSTON	.091	5	11	0	1	0	0	0	0	0	0	0	2	0	0	0	.091	.091	.182	0
Minors Totals		.274	592	2239	286	613	115	21	53	279	8	22	16	124	390	77	29	.314	.415	.729	127
AL Totals		.286	17	56	6	16	5	0	1	4	0	0	0	13	2	0	0	.286	.429	.714	0
NL Totals		.273	196	465	59	127	23	1	10	55	0	3	5	37	108	13	9	.331	.391	.723	19
ML Totals		.274	213	521	65	143	28	1	11	59	0	3	5	37	121	15	9	.327	.395	.722	19

+ Rehab assignment

MUÑOZ'S LEAGUE CHAMPIONSHIP SERIES STATISTICS

YEAR	CLUB, OPP	AVG	G	AB	R	H	2B	3B	HR	RBI	SH	SF	HB	BB	SO	SB	CS	OBP	SLG	OPS	E
2019	STL, WSH	.000	1	1	0	0	0	0	0	0	0	0	0	0	1	0	0	.000	.000	.000	0

MUÑOZ'S CAREER TRANSACTIONS

- Signed by Oakland Athletics as an amateur free agent, January 27, 2012
- Traded to St. Louis Cardinals with Max Schrock (inf) for Stephen Piscotty (of), December 14, 2017
- On injured list with a right wrist sprain, August 11-21, 2018; included a rehab assignment to Springfield, August 18-21
- Signed by Boston Red Sox as a minor league free agent, March 24, 2020
- On injured list with a low back strain, September 18, 2020 through the remainder of the season
- On COVID-related injured list, September 1, 2021 through the remainder of the season; included a rehab assignment to Worcester, September 24-October 5
- Signed by Philadelphia as a minor league free agent, February 1, 2022

MUÑOZ'S CAREER FIELDING


POSITION	PCT	G	PO	A	E	TC	DP
Second base	.960	33	50	70	5	125	19
Third base	.940	45	10	37	3	50	3
Shortstop	.948	57	61	103	9	173	31
Outfield	.967	62	57	2	2	61	0

MUÑOZ'S GAME HIGHS

HITS: 4 – 5/22/18 vs KC... **RUNS:** 3 – 9/4/20 vs TOR... **DOUBLES:** 2 – 7/24/19 at PIT... **TRIPLES:** 1... **HOME RUNS:** 1... **RBI:** 5 – 5/31/18 vs PIT... **WALKS:** 2 – 2 times, last: 7/8/18 at SF... **STOLEN BASES:** 2 – 7/24/19 at PIT... **HITTING STREAK:** 7 games – 9/25/19-9/6/20

MUÑOZ'S NOTABLE HOMERS

GRAND SLAMS: None... **INSIDE-THE-PARK HR:** None... **LEADOFF HR:** None... **PINCH-HR:** 1 – 7/20/18 at CHI (Victor Caratini)... **WALK-OFF HR:** 1 – 5/31/18 vs PIT (Felipe Vazquez)



SIMÓN MUZZIOTTI

78

B-T: L-L


HT: 6-1; **WT:** 200

OPENING DAY AGE: 23

BORN: December 27, 1998, Cumaná, VZ

RESIDES: Maturín, VZ

HOW OBTAINED: Signed by Phillies as a minor league free agent, 7/5/16

 @smuzziotti02

2022 PHILLIES

Outfielder

2021

- Did not appear in a spring training game due to visa issues
- Was on the restricted list, 3/25-4/25
- First appeared in a game on 8/31 with the Florida Complex League Phillies (R)
- Joined Clearwater (A) on 9/2 and was promoted to Jersey Shore (A) on 9/7
- Promoted to Reading (AA) on 9/14 and to Lehigh Valley (AAA) on 9/22
- Posted a .296/.375/.380 slash line in 20 combined games (83 PA)
- After the season, appeared in 20 games with Peoria in the Arizona Fall League, posting a .398 OBP with more walks (15) than strikeouts (13)
- Also played for Zulia in the Venezuelan Winter League
- Following the season, was named the No. 10 prospect in the Phillies minor league system by *Baseball America*

2020

- Hit .375 (3-8) with two RBI and one walk in four spring training games
- Following the season, was named the No. 8 prospect in the Phillies minor league system by *Baseball America*
- Participated in Florida Instructional League

2019

- Selected as a Florida State League midseason and postseason All-Star
- Started in CF and batted leadoff for the North squad in the FSL All-Star Game
- Ranked 5th in the FSL in AVG (.287) and hits (122)
- Spent entire season with Clearwater
- Slashed .314/.365/.407 against RHP
- Hit .312 (44-141) with runners on base
- Defensively, made starts in LF (6), CF (80) and RF (16)

- Was on the IL, 5/23-6/2, with a concussion
- Following the season, was rated as the best defensive outfielder in the Phillies minor league system by *Baseball America*

2018

- Began season with Lakewood (A), where he led the club with 18 steals
- Was on the IL, 4/18-6/26 (left index finger fracture); included a rehab stint at Gulf Coast League Phillies East (R)
- Hit .330 (31-94) against LHP at Lakewood
- Had seven outfield assists, all with Lakewood
- Participated in FIL

2017

- Began season with Clearwater
- Transferred to GCL Phillies on 6/26 for the remainder of the season
- Led the GCL in triples (6)
- Hit .333 (16-48) in his first 11 games with GCL Phillies
- Hit .291 (32-110) against RHP

2016

- Began professional career with Dominican Summer League Red Sox-1 (R), reaching base safely in 14 of his 17 games
- Signed by Phillies on 7/5 after his contract with BOS organization was voided (international signing ban) and assigned to DSL Phillies-1 (R)
- Participated in FIL

PERSONAL

Simón José Muzziotti (see-MOHN moo-zee-AH-tee)...

Signed by: Claudio Scerrato

SIMÓN MUZZIOTTI'S CAREER STATISTICS

YEAR	CLUB	AVG	G	AB	R	H	2B	3B	HR	RBI	SH	SF	HP	BB	SO	SB	CS	OBP	SLG	OPS	E
2016	DSL Red Sox-1	.317	17	60	9	19	2	1	0	10	0	1	0	4	6	1	1	.354	.383	.737	0
	DSL Phillies-1	.231	37	143	12	33	4	1	0	12	2	0	0	11	10	7	3	.286	.273	.559	1
2017	Clearwater	.286	2	7	2	2	0	0	0	0	0	0	0	2	1	0	0	.286	.286	.572	0
	GCL Phillies	.269	33	134	20	36	4	*6	0	14	0	0	0	7	8	8	3	.305	.388	.693	1
2018	Lakewood	.263	68	278	33	73	12	2	1	20	5	1	1	14	40	18	4	.299	.331	.630	1
	GCL Phillies-E	.091	6	22	2	2	0	0	0	2	0	0	0	2	1	1	0	.167	.091	.258	0
2019	Clearwater	.287	110	425	52	122	21	3	3	28	5	2	1	32	60	21	12	.337	.372	.709	2
2020	Did not play																				
2021	FCL Phillies	.333	1	3	1	1	1	0	0	0	0	0	0	0	1	0	0	.333	.667	1.000	0
	Clearwater	.300	3	10	1	3	0	1	0	1	0	0	0	1	2	0	1	.364	.500	.864	0
	Jersey Shore	.412	4	17	4	7	1	0	0	3	0	0	0	2	2	0	0	.474	.471	.944	0
	Reading	.313	4	16	1	5	2	0	0	6	1	0	0	1	2	0	0	.353	.438	.790	0
	Lehigh Valley	.200	8	25	2	5	0	0	0	2	2	0	0	5	4	2	0	.333	.200	.533	0
Minors Totals		.270	293	1140	139	308	47	14	4	98	15	4	2	79	138	59	24	.318	.346	.664	5


* League leader

MUZZIOTTI'S CAREER TRANSACTIONS

- Signed by Boston Red Sox as an amateur free agent, July 2, 2015 (later voided)
- Signed by Philadelphia as a minor league free agent, July 5, 2016

MAJOR LEAGUE DEBUT DATES (40-MAN ROSTER)

Player	Date	Team	Player	Date	Team
José Alvarado	5/3/17	Rays	Damon Jones	8/10/21	Phillies
Alec Bohm	8/13/20	Phillies	Corey Knebel	5/24/14	Tigers
Connor Brogdon	8/13/20	Phillies	Rafael Marchán	9/14/20	Phillies
Johan Camargo	4/11/17	Braves	Nick Maton	4/19/21	Phillies
Nick Castellanos	9/1/13	Tigers	Mickey Moniak	9/16/20	Phillies
Sam Coonrod	5/26/19	Giants	Nick Nelson	8/1/20	Yankees
Hans Crouse	9/26/21	Phillies	Aaron Nola	7/21/15	Phillies
Seranthony Domínguez	5/7/18	Phillies	J.T. Realmuto	6/5/14	Marlins
Zach Eflin	6/14/16	Phillies	JoJo Romero	8/21/20	Phillies
Kent Emanuel	4/24/21	Astros	Cristopher Sánchez	6/6/21	Phillies
Bailey Falter	4/25/21	Phillies	Kyle Schwarber	6/16/15	Cubs
Jeurys Familia	9/4/12	Mets	Jean Segura	7/24/12	Angels
Kyle Gibson	6/29/13	Twins	Ryan Sherriff	8/25/17	Cardinals
Didi Gregorius	9/5/12	Reds	Garrett Stubbs	5/28/19	Astros
Brad Hand	6/7/11	Marlins	Ranger Suárez	7/26/18	Phillies
Bryce Harper	4/28/12	Nationals	Matt Vierling	6/19/21	Phillies
Odúbel Herrera	4/6/15	Phillies	Zack Wheeler	6/18/13	Mets
Rhys Hoskins	8/10/17	Phillies			



NICK NELSON

57

B-T: R-R

HT: 6-1; **WT:** 205

OPENING DAY AGE: 26

BORN: December 5, 1995, Panama City, FL

RESIDES: Wesley Chapel, FL

ML SERVICE: 1 year, 49 days

HOW OBTAINED: Acquired from New York Yankees with Donny Sands for T.J. Rumfield and Joel Valdez, 11/19/21

@nick_nelson16

2022 PHILLIES

Right-Handed Pitcher

2021

- Made his first career Opening Day roster with NYY
- Had six stints with NYY (4/1-25, 5/27, 5/30-6/4, 7/6-23, 8/7-8 and 8/9-18) and spent the rest of the season with Scranton/Wilkes-Barre (AAA)
- Made his first ML start, 4/16 vs TB
- Struck out 22 batters in 14.1 IP (13.81 SO/9.0 IP)

2020

- Attended ML spring training with NYY and began season at their alternate training site
- Was recalled by NYY on 7/26, his first of two ML stints
- Made his ML debut on 8/1 vs BOS, earning the win with 3.0 scoreless IP in relief
- Struck out the first batter he faced in his ML debut
- Became the first NYY pitcher ever to pitch at least 3.0 hitless innings and earn a win in his ML debut
- Made his postseason debut in Game 2 of the ALDS at TB and tossed 2.0 scoreless innings over his two postseason appearances

2019

- Went 8-3 with a 2.81 ERA (28 ER, 89.2 IP), 114 strikeouts and six home runs allowed in 18 games (17 starts) across three levels
- His 2.81 ERA ranked 3rd among all pitchers in the NYY organization
- Began season with Trenton (AA), where he posted a 2.35 ERA (17 ER, 65.0 IP) and averaged 11.49 SO/9.0 IP (83 SO)

- On the IL, 4/17-5/31 (right shoulder strain); made one start with Tampa (A) before rejoining Trenton
- Was promoted to Scranton/Wilkes-Barre on 8/13 for the remainder of the season

2018

- His 144 strikeouts were 2nd among all NYY minor leaguers
- Began season with Charleston (A)
- Struck out a professional-high 12 batters, 4/13 vs Kannapolis
- Was transferred to Tampa on 5/5 and was promoted for stints with Trenton, 7/21-22 and 8/25-remainder of the season
- Between the three levels, combined to go 8-6 with a 3.55 ERA (48 ER, 121.2 IP) and just three home runs allowed

2017

- Spent entire season with Charleston
- Was on the IL, 4/23-5/4 (left hamstring strain) and 6/1-15 (left abdomen strain)

2016

- Began pro career with Pulaski (R)

PERSONAL

Nicholas B. Nelson... Married, wife's name is Abigail; has one daughter, Hynleigh Kay... 2014 graduate of Rutherford High School (FL)... Attended Gulf Coast State College (FL) in 2015-16 and had committed to play at the University of Florida before signing with NYY... **Signed by:** Michael Wagner

NICK NELSON'S CAREER STATISTICS

YEAR	CLUB	W-L	ERA	G	GS	CG	SHO	SV	IP	H	R	ER	HR	HB	BB	SO	WP	BK	AVG
2016	Pulaski	0-3	3.38	10	10	0	0	0	21.1	14	14	8	0	6	22	19	3	1	.200
2017	Charleston	3-#12	4.56	22	22	0	0	0	100.2	103	54	51	5	12	50	110	16	1	.270
2018	Charleston	1-1	3.65	5	5	0	0	0	24.2	18	10	10	1	2	7	35	2	0	.198
	Tampa	7-5	3.36	18	17	0	0	0	88.1	69	37	33	1	4	47	99	11	0	.214
	Trenton	0-0	5.19	3	3	0	0	0	8.2	10	6	5	1	0	9	10	3	0	.278
2019	Trenton	7-2	2.35	13	12	1	0	0	65.0	48	18	17	4	5	35	83	6	1	.206
	Tampa	0-0	0.00	1	1	0	0	0	3.2	4	0	0	0	0	1	7	0	0	.286
	Scranton/W-B	1-1	4.71	4	4	0	0	0	21.0	20	11	11	2	0	7	24	1	0	.247
2020	NEW YORK-AL	1-0	4.79	11	0	0	0	0	20.2	20	13	11	4	0	11	18	0	0	.256
2021	Scranton/W-B	3-4	3.81	29	5	0	0	1	52.0	50	31	22	6	2	29	62	13	0	.250
	NEW YORK-AL	0-2	8.79	11	2	0	0	0	14.1	15	16	14	0	3	16	22	5	0	.263
Minors Totals		22-28	3.67	105	79	1	0	1	385.1	336	181	157	20	31	207	449	55	3	.235
ML Totals		1-2	6.43	22	2	0	0	0	35.0	35	29	25	4	3	27	40	5	0	.259

Tied for league lead

NELSON'S WILD CARD SERIES STATISTICS

YEAR	CLUB, OPP	W-L	ERA	G	GS	CG	SHO	SV	IP	H	R	ER	HR	HB	BB	SO	WP	BK	AVG	
2020	NYG, CLE																			

NELSON'S DIVISION SERIES STATISTICS

YEAR	CLUB, OPP	W-L	ERA	G	GS	CG	SHO	SV	IP	H	R	ER	HR	HB	BB	SO	WP	BK	AVG
2020	NYG, TB	0-0	0.00	2	0	0	0	0	2.0	1	0	0	0	0	0	2	0	0	.143

NELSON'S CAREER TRANSACTIONS

- Selected by San Francisco Giants in 31st round of June 2014 draft, but did not sign
- Selected by New York Yankees in 4th round of June 2016 draft
- Traded to Philadelphia with Donny Sands (c) for T.J. Rumfield (inf) and Joel Valdez (lhp), November 19, 2021

NELSON'S CAREER FIELDING

POSITION	PCT	G	PO	A	E	TC	DP
Pitcher	1.000	22	1	2	0	3	0

NELSON'S GAME HIGHS

LOW-HIT CG: N/A... **SHUTOUTS:** N/A... **STRIKEOUTS:** 4 – 2 times, last: 9/6/20 at BAL... **WALKS:** 3 – 2 times, last: 7/7/21 at SEA... **LONGEST OUTING:** 3.0 inn. – 3 times, last: 9/27/20 vs MIA... **WINNING STREAK:** N/A... **LOSING STREAK:** 2 games – 4/1/21-current... **SCORELESS STREAK:** 3.0 inn. – 2 times, last: 8/18/20 vs TB



JAKE NEWBERRY

B-T: R-R
HT: 6-2; **WT:** 200
OPENING DAY AGE: 27
BORN: November 20, 1994, San Diego, CA
RESIDES: Scottsdale, AZ
ML SERVICE: 2 years, 7 days
HOW OBTAINED: Signed by Phillies as a minor league free agent, 12/9/21

43

Non-Roster Invitee Right-Handed Pitcher

2021

- Made four appearances over three stints with KC before being designated for assignment on 6/7
- Outrighted to Omaha (AAA) on 6/11, where he spent the remainder of the season
- With Omaha, averaged 11.19 SO/9.0 IP (75 SO, 60.1 IP) in 44 appearances

2020

- Posted a 1.54 ERA (2 ER, 11.2 IP) through his first 11 outings with KC
- Allowed one hit or none in 15 of his 20 appearances
- Recorded a four-out save on 9/24 vs DET, his first ML save
- Tied a career high with four strikeouts on 9/26 vs DET

2019

- Split season between Omaha and KC, appearing in 27 games over five separate stints with KC
- Held RHH to a .174 AVG (12-69), 5th among AL relievers (min. 70 RHH faced)

- From 5/12-8/17, had a 0.68 ERA (1 ER, 13.1 IP) in 13 ML appearances
- Was on the 10-day IL, 8/20-9/9, with right shoulder inflammation

2018

- Selected as a Texas League midseason All-Star
- Named an Organization All-Star by MiLB.com
- Began season with Northwest Arkansas (AA) and was named the club's Pitcher of the Year
- Averaged 11.22 SO/9.0 IP in his 25 appearances before being promoted to Omaha on 6/21
- Had his contract selected by KC on 8/18
- Made his ML debut on 8/20 at TB, becoming the lowest-round draft pick to debut with the club since 2010 (Jarrod Dyson, 50th)
- Earned his first ML win on 9/1 vs BAL
- Held opponents scoreless in 11 of his first 13 ML appearances, holding opponents to a .200 AVG (9-45)
- Between all three levels, made a career-high 55 appearances and went 7-0 with a 2.29 ERA (16 ER, 63.0 IP) and 16 saves

2017

- Was named a TL midseason All-Star
- Led all KC minor leaguers with 15 saves, which was also 3rd-most in the TL
- Began season with Northwest Arkansas
- Was promoted to Omaha on 8/9
- Following the season, pitched for Surprise in the Arizona Fall League and Caguas in the Puerto Rican Winter League

2016

- Began season with Lexington (A) and was promoted to Wilmington (A) on 5/4
- Ranked 3rd among Carolina League relievers in BB/9.0 IP (2.27) and 4th in OPP AVG (.224)

2015

- Spent season with Lexington
- Posted a 6.43 ERA (30 ER, 42.0 IP) in his first 24 appearances but then finished his season with a 1.93 ERA (4 ER, 18.2 IP) and four saves in his final 11 appearances

2014

- Spent season with Idaho Falls (R)
- Was T-2nd in the Pioneer League in wins (6), 6th in WHIP (1.41), 8th in ERA (4.50) and strikeouts (65) and 10th in IP (68.0)

2013

- Spent season with Burlington (R)
- Posted a 1.80 ERA (6 ER, 30.0 IP) through July (6 games, 3 starts)

2012

- Began pro career with Arizona League Royals (R)

PERSONAL

Christopher Jake Newberry... Married, wife's name is Tiffany (11/3/19)... 2012 graduate of Mira Mesa High School (CA), where he went 7-1 with a 1.08 ERA in 58.1 innings as a senior, and hit .408 at the plate... **Hobbies:** Cooking, golfing, hanging out with his wife and playing video games... **Signed by:** Scott Groot

JAKE NEWBERRY'S CAREER STATISTICS

YEAR	CLUB	W-L	ERA	G	GS	CG	SHO	SV	IP	H	R	ER	HR	HB	BB	SO	WP	BK	AVG
2012	AZL Royals	1-0	2.81	11	0	0	0	0	16.0	13	6	5	1	0	8	12	2	0	.232
2013	Burlington	1-1	2.68	11	6	0	0	1	47.0	39	19	14	3	0	24	50	9	0	.223
2014	Idaho Falls	6-4	4.50	13	10	1	0	0	68.0	74	37	34	3	4	22	65	5	0	.286
2015	Lexington	4-2	5.04	35	0	0	0	8	60.2	66	38	34	4	1	18	55	2	1	.277
2016	Lexington	0-0	0.00	6	0	0	0	0	9.2	7	4	0	0	0	2	11	1	0	.179
	Wilmington	3-2	3.00	29	0	0	0	3	57.0	48	22	19	4	2	16	51	5	1	.224
2017	NW Arkansas	4-2	2.13	36	0	0	0	15	50.2	45	17	12	3	0	19	33	3	1	.237
	Omaha	2-2	4.76	7	0	0	0	0	11.1	10	7	6	1	0	7	11	2	0	.213
2018	NW Arkansas	2-0	2.12	25	0	0	0	12	29.2	29	7	7	2	0	8	37	0	0	.254
	Omaha	3-0	0.90	16	0	0	0	3	20.0	13	3	2	1	1	6	16	0	0	.191
	KANSAS CITY	2-0	4.73	14	0	0	0	0	13.1	13	8	7	3	0	9	11	1	0	.255
2019	Omaha	2-2	3.86	22	0	0	0	0	28.0	29	13	12	3	0	14	30	3	1	.271
	KANSAS CITY	1-0	3.77	27	0	0	0	0	31.0	29	13	13	7	1	16	29	0	0	.248
2020	KANSAS CITY	1-0	4.09	20	0	0	0	1	22.0	20	12	10	3	2	12	24	3	0	.256
2021	KANSAS CITY	0-0	16.62	4	0	0	0	0	4.1	10	8	8	2	0	3	5	1	0	.476
	Omaha	3-5	5.07	44	0	0	0	2	60.1	69	36	34	6	1	21	75	5	0	.292
Minors Totals	31-20	3.51	2.55	16	1	0	44	458.1	442	209	179	31	9	165	446	37	4	.254	
ML	Totals	4-0	4.84	65	0	0	0	1	70.2	72	41	38	15	3	40	69	5	0	.270

NEWBERRY'S CAREER TRANSACTIONS

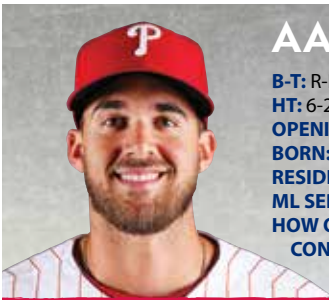
- Selected by Kansas City Royals in 37th round of June 2012 draft
- On injured list with right shoulder inflammation, August 20-September 9, 2019
- Signed by Philadelphia as a minor league free agent, December 9, 2021

NEWBERRY'S CAREER FIELDING

POSITION	PCT	G	PO	A	E	TC	DP
Pitcher	.875	65	1	6	1	8	2

NEWBERRY'S GAME HIGHS

LOW-HIT CG: N/A... **SHUTOUTS:** N/A... **STRIKEOUTS:** 4 – 2 times, last: 9/26/20 vs DET... **WALKS:** 2 – 7 times, last: 4/20/21 vs TB... **LONGEST OUTING:** 3.0 inn. – 4/23/19 at TB... **WINNING STREAK:** 4 games – 9/1/18-current... **LOSING STREAK:** N/A... **SCORELESS STREAK:** 6.2 inn. – 2 times, last: 8/19-30/20



AARON NOLA

27

B-T: R-R

HT: 6-2; **WT:** 200

OPENING DAY AGE: 28

BORN: June 4, 1993, Baton Rouge, LA

RESIDES: Baton Rouge, LA

ML SERVICE: 6 years, 76 days

HOW OBTAINED: Selected by Phillies in 1st round (7th overall) of June 2014 draft

CONTRACT STATUS: Signed a four-year contract on 2/13/19, taking him through 2022 with a club option for 2023

@AaronNola027
 @AaronNola027

Right-Handed Pitcher

2021

- Among all ML pitchers, was 4th in SO/BB (5.72), 6th in SO/9.0 IP (11.11) & BB % (5.2%), T-6th in SHO (1), 7th in SO % (29.8%) & BB/9.0 IP (1.94), 8th in SO (223), T-8th in starts (32) and T-9th in CG (1)
- Among NL pitchers, was 3rd in SO/9.0 IP & SO/BB, 4th in SO/9.0 IP & BB %, 5th in SO & BB/9.0 IP, T-5th in SHO, T-7th in CG, T-8th in starts, 9th in fWAR (4.5) and 10th in FIP (3.37)
- Recorded 220 or more strikeouts for the third straight full season (excluding shortened 2020 season), joining Max Scherzer and Gerrit Cole as the only pitchers to do so
- Joined Steve Carlton (6) and Jim Bunning (3) as the only Phillies ever to record three or more 220-strikeout seasons and was the youngest of the three (28) to do so
- Finished the season 8th on the Phillies all-time strikeout list (1,145)
- Walked one or zero batters in 21 of his 31 starts, tied for the most such starts in the NL and tied for 3rd-most in MLB
- His 5.2% walk rate was the lowest of his career and 4th among NL pitchers
- Made at least 30 starts for third time in the last three fully scheduled seasons (2018-19, 2021)
- Became the fifth Phillie to make four straight Opening Day starts and the first since Steve Carlton made 10 straight, 1977-86
- On 4/18 vs STL, authored his first career 9.0-inning shutout, the first with two or fewer hits allowed by a Phillie since Cole Hamels' no-hitter, 7/25/15 at CHI
- His win on 4/18 vs STL gave him 59 wins in his first 100 decisions, the 2nd-most ever by a Phillie behind Grover Cleveland Alexander's 65
- Struck out 10 on 5/4 vs MIL, passing Cliff Lee for the most double-digit strikeout games in Citizens Bank Park history (15)
- Was on the COVID-related IL, 7/11-19
- Recorded his 1,000th career strikeout, 6/1 at CIN (Jesse Winker), becoming the ninth pitcher to record 1,000 strikeouts in a Phillies uniform and the fastest ever to do so (913.0 IP)
- His 10 straight strikeouts on 6/25 at NYM (gm 1) tied the ML record set by Tom Seaver on 4/22/70 vs SD and surpassed the previous Phillies record by three
- Also became the first pitcher ever to have the first 10 outs he recorded via strikeout
- On 6/25 at NYM and 6/30 vs MIA, struck out eight of the first 10 batters he faced, becoming the first Phillie in the expansion era (since 1961) to do so in consecutive games pitched in a season

NOLA PHAST PHACTS

- 2018 NL All-Star
- 3rd in 2018 NL Cy Young Award voting
- 2019 NL Gold Glove Award finalist
- 220+ strikeout seasons in 2018-19, 2021 (each of last 3 fully scheduled seasons)
- His 12 strikeouts on 6/25 at NYM (gm 1) tied a career high and made him just the second Phillie to finish an outing of 5.1 IP or fewer with 12 or more strikeouts (other: Cole Hamels, 12 in 5.1 IP on 7/24/06)
- Struck out 21 batters in a 9.0-inning span, beginning with his start on 6/25 at NYM, gm 1 (12 SO in 5.1 IP) through the first 3.2 innings of his start on 6/30 vs MIA (9 SO)
- Faced his brother, Austin, three times (SO, pop-up, BB) on 8/21 at SD, marking the first time in Phillies history a pitcher faced his own brother who was a position player on the opposing team, and the first time a Phillie faced his own brother at all since pitcher Mike Maddux faced his brother, pitcher Greg Maddux, on 7/31/88
- Was perfect through 6.0 IP on 8/21 at SD before an error allowed the first runner to reach base in the seventh, marking the longest perfect game bid by a Phillie since Roy Halladay completed his perfect game on 5/29/2010 at MIA
- Reached 1,000.0 career innings on 9/7 at MIL, becoming the 37th Phillie ever to do so and the 27th in the modern era (since 1900)
- When he passed 1,000.0 career innings, qualified for the ML all-time SO/9.0 IP leaders, finishing the season 10th all-time at 10.07 (1,145 SO, 1,043.1 IP)
- Struck out his 200th batter of the season on 9/12 vs COL, becoming the 2nd-fastest Phillie to reach 200 in a season (162.0 IP), one inning shy of Curt Schilling's record mark in 1997
- His six double-digit strikeout performances gave him 22 for his career, tied with Cliff Lee for 5th-most in franchise history

2020

- Among ML starters, was T-1st in CG (2), T-2nd in SHO (1), 5th in SO (96), T-5th in starts (12), 6th in SO rate (33.2%) & SO/9.0 IP (12.11) and 9th in OPP AVG (.205)
- Among NL starters, was T-1st in CG, T-2nd in SHO, 3rd in SO, T-4th in starts, 6th in SO rate, 7th in SO/9.0 IP, 8th in IP (71.1) & OPP AVG, T-8th in quality starts (7) and 10th in H/9.0 IP (6.81)

- Had four double-digit strikeout starts, T-5th-most in MLB, and joined Shane Bieber as the only pitchers to strike out 10 or more in consecutive games multiple times
- His 12.11 SO/9.0 IP and 33.2% strikeout rate were both the highest ever by a Phillies starter with at least 70.0 IP in a season
- Became the fifth home-grown Phillies pitcher to make three consecutive Opening Day starts for the club, joining Brett Myers (3), Chris Short (4), Robin Roberts (12) and Grover Cleveland Alexander (4).
- Posted a 2.40 ERA (15 ER, 56.1 IP) through nine starts (through 9/11), the 9th-lowest among ML starters in that span
- Tied a career-high 12 strikeouts on 8/5 vs NYY (gm 2)
- On 8/10 vs ATL, recorded double-digit strikeouts in consecutive games for the second time in his career
- Had a 15.0-inning scoreless streak from 8/10-21 and an 11.0-inning scoreless streak, 8/26-9/1
- Had 40 strikeouts to seven walks in his first five starts
- Had a streak of 21.0 consecutive scoreless innings pitched at home from the second inning on 8/10 vs ATL through 9/1 vs WSH
- On 9/1 vs WSH, earned his 33rd win at home in his 50th decision, tying Steve Carlton's franchise record for most wins at home through 50 career decisions
- On 9/11 at MIA (gm 1), became just the second player since the current mound distance was established in 1893 to throw a shutout of 7.0 IP or fewer with 10 or more strikeouts, joining Vida Blue on 4/9/71 vs KC
- His complete game on 9/11 at MIA was the first of his career in his 136th start and his second came two starts later on 9/22 at WSH (gm 1)
- Became the first Phillie with a 7.0-inning or fewer complete game since Roy Halladay on 4/19/13 vs STL, the final of his career
- Went 3-1 with a 2.50 ERA (11 ER, 39.2 IP) in six home starts, and posted a 1.57 ERA (6 ER, 34.1 IP) in his first five home starts
- Had a streak of 12 straight Interleague starts allowing two or fewer runs end on 9/27 at TB; it was the longest ever by a NL starter and 2nd-longest in Interleague history behind Johan Santana's 13-game streak (6/7/02-6/8/05, but allowed 3 R in a relief app in between)
- From the fourth inning on in his starts, posted a 1.77 ERA (7 ER, 36.2 IP)

2019

- Among NL starters, was T-1st in starts (34), 4th in IP (202.1) and T-7th in SO (229)
- His 229 strikeouts were a career high
- Became just the ninth Phillie (and the youngest of them at age 26) to have multiple 200-strikeout seasons in his career
- Has two of the four 200-strikeout seasons by Phillies age 26 or younger since 1912, joining Cole Hamels in 2010 and Brett Myers in 2005
- Secured two of the top 10 highest strikeout totals ever by a Phillies RHP, and is just the fourth different pitcher on the list (Curt Schilling, Jim Bunning, Grover Cleveland Alexander)
- Was a finalist for the Rawlings Gold Glove Award
- Made his second career and second consecutive Opening Day start
- At 25 years, 297 days, became the youngest Phillie to make consecutive Opening Day starts since 1963 (Art Mahaffey) and only the ninth pitcher who began his career with the Phillies to make consecutive Opening Day starts

- Had a franchise-record 34 straight starts allowing four runs or fewer end on 4/3 at WSH
- Made his 100th career start on 5/1 vs DET, becoming just the 58th pitcher to make 100 career starts for the Phillies
- His 3.46 ERA through 100 starts was 4th among Phillies since 1912, when earned runs became an official NL stat, trailing Eppa Rixey (2.56), Erskine Mayer (2.79) and Robin Roberts (3.33)
- Tied a career-high 12 strikeouts on 5/18 vs COL, doing so in 6.0 IP
- His six-game win streak to start the season tied a career best and he was the first Phillie to start his season 6-0 since 2001 (Omar Daal)
- Carried a no-hitter through 5.0 IP on 6/27 vs NYM and became the first Phillie with consecutive 10-strikeout games since 2015 (Jerad Eickhoff)
- Had a 22.0-inning scoreless streak, 6/21-7/7, the longest by a Phillie since he himself had a career-long 23.0-inning streak in 2016
- Posted a 2.21 ERA (23 ER, 93.2 IP) over 14 starts, 6/21-8/30, and a 1.91 mark (13 ER, 61.1 IP) in nine starts, 6/21-8/3
- Struck out his 200th batter of the season, 9/4 at CIN
- Went 2-0 with a 1.60 ERA (6 ER, 33.2 IP) in five Interleague starts
- Had a 2.91 ERA (38 ER, 117.1 IP) in 19 starts at home

2018

- Finished 3rd in NL Cy Young Award voting, behind only Jacob deGrom and Max Scherzer
- Among all ML starters, ranked 1st in bWAR (10.5), 4th in ERA (2.37), T-4th in starts (33) & quality starts (25), 5th in IP (212.1) & OPP OPS (.570), 6th in OPP SLG (.311), 7th in WHIP (0.97), T-7th in wins (17), 8th in SO (224), OPP AVG (.197) & HR/9.0 IP (0.72), 9th in pitches/IP (15.1) and T-10th in win % (.739)
- Among all single-season performances by a Phillies pitcher, ranked 2nd in OPP AVG, 3rd in OPP OPS, 5th in WHIP, T-6th in quality starts, 14th in SO and T-14th in ERA
- Finished 2nd in the NL in ERA behind deGrom
- Named to his first career NL All-Star team, becoming the first Phillies starter to be named to the team since 2013 (Cliff Lee)
- His 224 strikeouts were 2nd-most ever by a Phillies pitcher age 25 or younger, trailing Grover Cleveland Alexander's 227 in 1911
- Joined Steve Carlton (4x), Curt Schilling (3x), Jim Bunning (2x), Cliff Lee and Chris Short as the only Phillies with six double-digit strikeout games in a season since the current mound distance was established in 1893

NOLA'S DOUBLE-DIGIT STRIKEOUT GAMES

12	5/8/18 vs SF
12	5/18/19 vs COL
12	8/5/20 vs NYY (gm 2)
12	6/25/21 at NYM (gm 1)
11	9/13/17 vs MIA
11	8/17/18 vs NYM
11	9/2/18 vs CHI
11	6/30/21 vs MIA
11	8/20/21 at SD
10	7/26/17 vs HOU
10	5/26/18 vs TOR
10	6/12/18 vs COL
10	7/9/18 at NYM
10	6/21/19 vs MIA
10	6/27/19 vs NYM
10	8/3/19 vs CWS
10	8/10/20 vs ATL
10	9/6/20 at NYM
10	9/11/20 at MIA (gm 1)
10	4/18/21 vs STL
10	5/4/21 vs MIL
10	9/12/12 vs COL

*Ranks T-5th in franchise history in double-digit strikeout games (22)

- Became the fourth Phillies RHP (and seventh pitcher overall) to accrue 224 strikeouts in a season, joining Bunning (3 times), Alexander (2 times) and Schilling (2 times)
- Joined Roy Halladay (2.35) in 2010 as the only qualifying Phillies pitchers since 1993 with an ERA under 2.40
- His bWAR of 10.5 was the most by any pitcher in baseball since 2002 (Randy Johnson, 10.7), most by a Phillies pitcher since 1972 (Steve Carlton, 12.1) and T-7th-highest ever by a Phillies pitcher
- Joined Walter Johnson (1910, 1912-13), Dwight Gooden (1985) and Hal Newhouser (1945) as the only pitchers in baseball with a 10.5 or higher bWAR in their age-25 or younger season (age on 6/30) in the modern era (since 1900)
- Made his first career Opening Day start on 3/29 at ATL at 24 years, 298 days old, becoming the club's youngest Opening Day starter since Dennis Bennett in 1964 (24 years, 192 days old)
- Had a 14.1-inning scoreless streak, 4/27-5/8
- Allowed three earned runs or fewer in 13 straight starts, 9/7/17-5/13/18
- Carried a no-hitter through 6.2 innings, 5/26 vs TOR, the longest no-hit bid of his career; retired 18 straight at one point and struck out 10
- Posted a 1.80 ERA (8 ER, 40.0 IP) with 46 SO and a 0.90 WHIP in May
- Had a 40.0-inning streak without allowing a home run, 6/17-7/24; allowed only eight home runs in his first 22 starts (176.0 IP)
- Had a 2.18 ERA and 0.93 WHIP by the end of May, becoming the third Phillie that low in both categories since the NL began recording ER in 1912 (min. 10 starts)
- Reached 500 career strikeouts in 480.0 IP, becoming the fastest Phillie to that mark
- Joined Steve Carlton (2.14 ERA, 155 SO in 1980) as the only Phillies pitchers with an ERA of 2.30 or lower and 130 or more strikeouts by the All-Star break
- Was the youngest Phillies starting pitcher to be selected as an All-Star since Cole Hamels in 2007 (23 years old)
- His 2.236 ERA through his first 25 starts was the lowest ERA by a Phillie through his first 25 starts since 1964 (Short, 1.97)
- Went 3-0, 1.06 ERA (4 ER, 34.0 IP) and 35 SO in August, posting the 3rd-best ERA in MLB that month
- Had a 17.0-inning scoreless streak, 8/17-28
- Won his first nine home decisions, joining Tommy Greene (10, 1993) as the only Phillies starters to do so since at least 1908
- His 17 straight home starts allowing three or fewer runs (8/28/17-8/28/18) was the 2nd-longest streak in Phillies history since 1893 (longest: 19, Bunning)
- Posted a 1.50 ERA (8 ER, 48.0 IP) over his final seven road starts (7/9-end of season), the lowest mark in baseball in that stretch
- In his final start, set a Phillies franchise record (since 1908) with his 37th consecutive start allowing four runs or fewer
- His 224 strikeouts were most by a Phillie since Cliff Lee had 238 in 2011 and his 17 wins were tied for the most by a Phillie since Roy Halladay won 19 in 2011
- In 18 starts following a Phillies loss, went 10-3 with a 2.17 ERA (28 ER, 116.1 IP)
- Posted a 2.14 ERA (29 ER, 122.0 IP) in 19 starts against the NL East
- Held LHH to a .187 AVG (70-375), the lowest mark among all ML pitchers and lowest by a Phillies pitcher since the data began to be tracked in 1974
- Made 19 starts against the NL East, joining Jeremy Hellickson (2016) as the only Phillies with as many division starts since 1989

2017

- Ranked 8th among NL starters in SO/9.0 IP (9.86), 9th in SO rate (26.6%) & first pitch strike % (64.4%) and 10th in SO/BB (3.71)
- Had the most SO ever by a Phillies pitcher who made fewer than 30 starts in a season
- Did not allow a HR until the third inning of his third start, capping a 31.0-inning homerless streak over parts of seven games, 7/2/16-4/20/17
- Was on the 10-day IL with a lower back strain, 4/24 (retro to 4/21)-5/20; made two rehab starts for Lehigh Valley (AAA)
- His 17.0-inning scoreless streak, 6/27-7/8, was the longest by a Phillies starter during the season
- Allowed two or fewer ER and struck out seven or more in seven straight starts, 6/22-7/26, becoming the only Phillies pitcher to do so since ER began to be recorded in 1912
- Had his first career 10-SO game, 7/26 vs HOU
- Had 10 straight starts with two or fewer runs allowed (6/22-8/12), the longest such streak by a Phillie since the current mound distance was established in 1893
- Went 6-2 with a 1.71 ERA (13 ER, 68.1 IP), 1.00 WHIP (19 BB, 49 H), 78 SO and .196 OPP AVG in 10 starts, 6/22-8/12
- Did not allow a home run in 27.0 consecutive innings in parts of five starts, 7/21-8/12
- Went 3-1 with a 1.32 ERA (5 ER, 34.0 IP) and 43 SO in five July starts, his lowest ERA in any month of his career; ranked 3rd among ML starters in ERA in July behind Clayton Kershaw (0.47) and Chris Sale (1.04)
- Struck out a then career-high 11 batters, 9/13 vs MIA
- Averaged 9.86 SO/9.0 IP (184 SO, 168.0 IP), becoming the 2nd qualifying Phillie with a SO/9.0 IP that high (other: Curt Schilling, 11.29 in 1997 and 10.05 in 1998)
- His 2.98 home ERA (31 ER, 93.2 IP) was 7th-best among NL starters and was the 5th-lowest home ERA in a season by a Phillies starter in the history of Citizens Bank Park, trailing only Cliff Lee (1.94 in 2011), Roy Halladay (2.21 in 2010 & 2.48 in 2011) and Cole Hamels (2.64 in 2011)
- Led team in ERA (3.54), wins (12), starts (27), innings (168.0) and SO (184)
- Allowed two ER or fewer in 18 of his 27 starts and struck out at least eight batters in 11 starts

NOLA'S RANKINGS AMONG NL PITCHERS SINCE 2018

- 1st in starts (111)
- 1st in innings pitched (666.2)
- T-1st in shutouts (2)
- 3rd in strikeouts (772)
- 3rd in wins (43)
- T-4th in complete games (3)
- 5th in WHIP (1.12)*
- 6th in ERA (3.54)*

*min. 500.0 IP

2016

- Made his first career Opening Day roster
- Posted a 2.65 ERA and 0.99 WHIP over his first 12 starts, 4/6-6/5
- His 0.85 WHIP was the lowest of any Phillies starting pitcher through their first seven starts of a season since 1998 (Curt Schilling, 0.84)
- Had a career-best 23.0-inning scoreless streak, 4/22-5/8, tied for the longest in the NL
- Had nine consecutive quality starts, 4/22-6/5, the longest streak by a Phillie since Cole Hamels had 10 straight in 2013
- In six starts against NL Central teams, went 4-1, 2.13 ERA (9 ER, 38.0 IP)

- Through his first 25 career starts, posted a 3.12 ERA (54 ER, 155.2 IP), 1.09 WHIP and held opposing hitters to a .232 AVG
- Was placed on the 15-day IL on 8/3 (retro to 7/29) with a right elbow strain; was transferred to the 60-day IL on 8/17 and missed the remainder of the season

2015

- Began the season with Reading (AA)
- Went 7-2, 1.50 ERA (12 ER, 72.0 IP) over his final 11 starts for Reading, 4/17-6/13
- Named Phillies Minor League Pitcher of the Week, 5/4-10, and Pitcher of the Month for May (4-1, 1.35 ERA, 6 ER, 40.0 IP, 32 SO, 5 BB)
- Promoted to Lehigh Valley on 6/15
- Won each of his first three starts while posting a 1.53 ERA (3 ER, 17.2 IP) over that stretch
- Selected to participate in the All-Star Futures Game for Team USA, but did not pitch
- Had his contract selected and made his ML debut, 7/21 vs TB (L, 6.0 IP, 5 H, R, ER, HR, BB, 6 SO)
- Was the first player drafted by Philadelphia to make his ML debut the very next season since Pat Combs in 1989
- Had a 13.0-inning scoreless streak, 8/18-28, the longest by a Phillies rookie since 2011 (Vance Worley, 14.0 IP)
- Pitched 8.0 scoreless innings, 8/23 at MIA
- In seven starts against NL East teams, went 3-1, 3.29 ERA
- The Phillies won seven of his first 10 starts and overall went 7-6 in the 13 games he started

2014

- Began his pro career with Clearwater (A)
- Held opponents to just four hits in 33 AB with runners on base (.121 AVG)
- Went 2-2, 2.25 ERA (7 ER, 28.0 IP) over his final six games after he allowed four ER in 2.1 IP in his professional debut

- Did not allow a walk in 19.0 consecutive innings, 7/1-19
- Allowed just one hit over 5.0 scoreless innings in his first pro win, 7/6 at Brevard County
- Promoted to Reading on 8/4
- Earned the win in his double-A debut, 8/6 vs Harrisburg (5.0 IP, ER, BB, 4 SO)
- Following the season, was named the No. 2 prospect in the Phillies minor league system by *Baseball America*
- Participated in Florida Instructional League

PERSONAL

Aaron Michael Nola (pronounced NOH-luh)... Engaged, fiancée's name is Hunter... 2011 graduate of Catholic High School (LA)... Named Class 5A State Player of the Year and voted "Mr. Baseball" for the state of Louisiana during his senior season... Attended Louisiana State University... Honored as the 2014 National Pitcher of the Year by the College Baseball Foundation... In 2014 was a Golden Spikes Award finalist, named First-Team All-American, SEC Pitcher of the Year and First-Team All-SEC... Older brother Austin is an infielder/catcher for SD... Was the 2020 Phillies Community Service Award winner and club nominee for the Roberto Clemente Award... Serves as the ambassador for the Phans Feeding Families campaign, a ballpark-wide initiative with Citizens Bank and the Phillies to raise money and collect food for Philabundance... Has also made \$15,000 in contributions to Philabundance and \$20,000 to Team Red, White & Blue... Active with the ALS Association by supporting Philadelphia and Baton Rouge chapter events... Supports Philadelphia Futures' high school mentoring program by hosting the annual Get in the Game Celebrity Bowling Tournament... Participates in Shred Hate initiative to end bullying in Philadelphia schools... During the COVID-19 pandemic, launched "Cheers PA," a virtual fundraiser providing immediate emergency funds for the Hospitality Assistance Response of Pennsylvania (HARP)... **Hobbies:** Hunting and fishing... **Signed by:** Mike Stauffer



AARON NOLA'S CAREER STATISTICS

YEAR	CLUB	W-L	ERA	G	GS	CG	SHO	SV	IP	H	R	ER	HR	HB	BB	SO	WP	BK	AVG
2014	Clearwater	2-3	3.16	7	6	0	0	0	31.1	24	12	11	4	0	5	30	1	0	.214
	Reading	2-0	2.63	5	5	0	0	0	24.0	25	7	7	4	0	5	15	0	0	.272
2015	Reading	7-3	1.88	12	12	0	0	0	76.2	59	17	16	4	3	9	59	0	0	.219
	Lehigh Valley	3-1	3.58	6	6	0	0	0	32.2	38	14	13	3	0	9	33	0	0	.288
2016	PHILLIES	6-2	3.59	13	13	0	0	0	77.2	74	31	31	11	2	19	68	0	0	.251
	PHILLIES	6-9	4.78	20	20	0	0	0	111.0	116	68	59	10	6	29	121	2	0	.264
2017	PHILLIES	12-11	3.54	27	27	0	0	0	168.0	154	67	66	18	2	49	184	1	0	.241
	Lehigh Valley+	1-0	0.87	2	2	0	0	0	10.1	6	1	1	0	0	1	10	0	0	.167
2018	PHILLIES	17-6	2.37	33	33	0	0	0	212.1	149	57	56	17	7	58	224	4	1	.197
	PHILLIES	12-7	3.87	34	#34	0	0	0	202.1	176	91	87	27	11	80	229	3	0	.233
2020	PHILLIES	5-5	3.28	12	12	#2	1	0	71.1	54	31	26	9	2	23	96	1	0	.205
2021	PHILLIES	9-9	4.63	32	32	1	1	0	180.2	165	95	93	26	9	39	223	0	1	.237
Minors Totals		15-7	2.47	32	31	0	0	0	175.0	152	51	48	15	3	29	147	1	0	.237
ML	Totals	67-49	3.68	171	171	3	2	0	1023.1	888	440	418	118	39	297	1145	11	2	.231

Tied for league lead

+ Rehab assignment

NOLA'S ALL-STAR GAME STATISTICS

YEAR	CLUB, SITE	W-L	ERA	G	GS	CG	SHO	SV	IP	H	R	ER	HR	HB	BB	SO	WP	BK	AVG
2018	NL, WSH	0-0	0.00	1	0	0	0	0	1.0	1	0	0	0	0	0	2	0	0	.250

NOLA'S MAJOR LEAGUE HITTING TOTALS

	AVG	AB	R	H	2B	3B	HR	RBI	SH	SF	HP	BB	SO	SB	CS	E
2021	.143	49	5	7	2	0	0	4	7	1	0	6	29	0	0	2
Career	.089	271	15	24	6	0	0	12	24	1	1	21	158	0	0	4

NOLA'S CAREER TRANSACTIONS

- Selected by Toronto Blue Jays in 22nd round of June 2011 draft, but did not sign
- Selected by Philadelphia in 1st round (7th overall) of June 2014 draft
- On injured list with a right elbow strain, July 29, 2016 through the remainder of the season
- On injured list with a lower back strain, April 21-May 20, 2017; included rehab assignment to Lehigh Valley, May 10-20
- On COVID-related injured list, July 11-19, 2021

NOLA'S CAREER FIELDING

POSITION	PCT	G	PO	A	E	TC	DP
Pitcher	.978	171	60	117	4	181	7

NOLA'S GAME HIGHS

LOW-HIT CG: 2 – 4/18/21 vs STL... **SHUTOUTS:** 2 – last: 4/18/21 vs STL... **STRIKEOUTS:** 12 – 4 times, last: 6/25/21 at NYM (gm 1)... **WALKS:** 5 – 2 times, last: 9/17/20 vs NYM... **LONGEST OUTING:** 9.0 inn. – 4/18/21 vs STL... **WINNING STREAK:** 6 games – 2 times, last: 3/28-5/29/19... **LOSING STREAK:** 5 games – 6/11-7/23/16... **SCORELESS STREAK:** 23.0 inn. – 4/22-5/8/16



BRAEDEN OGLE

87

B-T: L-L

HT: 6-2; **WT:** 208

OPENING DAY AGE: 24

BORN: July 30, 1997, Palm City, FL

RESIDES: Hobe Sound, FL

HOW OBTAINED: Acquired from Pittsburgh Pirates for Abrahán Gutiérrez, 7/30/21

@braeoglehlp
 @braeoglehlp

2022 PHILLIES

Non-Roster Invitee Left-Handed Pitcher

2021

- Was a non-roster invitee to PIT's ML spring training
- Began the season with Indianapolis (AAA), where he had a ground-ball percentage of 49.3 in 24 games
- Made 20 appearances with Lehigh Valley (AAA) following his trade on 7/30
- Overall, struck out 60 in 50.2 innings pitched (10.66 SO/9.0 IP)

2020

- Was at PIT's alternate training site, but did not pitch

2019

- Began the season with Greensboro (A)
- Promoted to Bradenton (A), 6/22
- Was on the IL, 7/7-8/8, with a left shoulder strain
- Held opponents to a .228 AVG (36-158), which included a .194 AVG (7-36) by LHH

2018

- Pitched briefly for West Virginia (A)
- Was on the IL, 5/3-end of season, with a left shoulder strain

2017

- Spent entire season with Bristol (R)

2016

- Began professional career with Gulf Coast League Pirates (R)

PERSONAL

Braeden Christopher Ogle... 2016 graduate of Jensen Beach High School (FL)... **Signed by:** Nick Presto

BRAEDEN OGLE'S CAREER STATISTICS

YEAR	CLUB	W-L	ERA	G	GS	CG	SHO	SV	IP	H	R	ER	HR	HB	BB	SO	WP	BK	AVG
2016	GCL Pirates	0-2	2.60	8	8	0	0	0	27.2	18	11	8	2	1	11	20	1	1	.188
2017	Bristol	2-3	3.14	10	10	0	0	0	43.0	40	17	15	1	2	16	35	7	2	.242
2018	West Virginia	2-0	2.65	4	4	0	0	0	17.0	16	5	5	1	0	10	21	2	0	.262
2019	Greensboro	1-2	3.69	20	2	0	0	4	31.2	28	18	13	6	0	10	34	4	0	.237
	Bradenton	2-1	3.18	7	0	0	0	0	11.1	8	5	4	1	1	3	10	0	0	.200
2020	Did not pitch																		
2021	Indianapolis	2-2	3.13	24	0	0	0	1	31.2	19	13	11	2	2	23	42	4	2	.173
	Lehigh Valley	1-3	9.95	20	0	0	0	0	19.0	30	23	21	5	2	14	18	2	0	.380
Minors Totals		10-13	3.82	93	24	0	0	5	181.1	159	92	77	18	8	87	180	20	5	.238

OGLE'S CAREER TRANSACTIONS

- Selected by Pittsburgh Pirates in 4th round of June 2016 draft
- Traded to Philadelphia for Abrahán Gutiérrez (c), July 30, 2021



LOGAN O'HOPPE

86

B-T: R-R

HT: 6-2; **WT:** 213

OPENING DAY AGE: 22

BORN: February 9, 2000, West Islip, NY

RESIDES: Sayville, NY

HOW OBTAINED: Selected by Phillies in 23rd round of June 2018 draft

@logan_ohoppe
 @logan_ohoppe

Non-Roster Invitee **Catcher**

2021

- Was a non-roster invitee to ML spring training
- Collected 106 hits and 180 total bases, both of which ranked 2nd among all Phillies minor league players
- Finished T-1st in SF (6) and 9th in AVG (.270) among High-A East hitters
- Began the season with Jersey Shore (A) and was promoted to Reading (AA), 8/25
- Promoted to Lehigh Valley (AAA), 9/22
- Batted .270 (106-393) with 19 doubles, two triples, 17 HR, 58 RBI and a .789 OPS in 104 combined games
- Named an Organization All-Star by MiLB.com
- Caught 27 of 107 (25.2%) runners attempting to steal in 76 games (all starts) at catcher
- Following the season, played for Peoria in the Arizona Fall League and posted a .299/.440/.519 slash line with eight doubles, three HR, 17 RBI, 19 runs and 21 walks in 22 games
- Started for the West squad in the AFL's Fall Stars Game
- Won the AFL's Dernel Stenson Sportsmanship Award, which is presented annually to the player who exemplifies unselfishness, hard work and leadership
- Following the season, was named the No. 6 prospect in the Phillies minor league system by *Baseball America*

2020

- Appeared in one exhibition game with the Phillies, 7/20 at NYY (0-1)
- Spent the remainder of the season at the club's alternate training site in Lehigh Valley

2019

- Spent the entire season with Williamsport (A)
- Named a New York-Penn League All-Star
- Selected as Phillies Minor League Hitter of the Month for July after slashing .343/.373/.743 with 16 XBH (9 2B, 2 3B, 5 HR) and 18 RBI in 19 games that month
- Chosen as Phillies Minor League Player of the Week, 7/15-21, and NYPL Player of the Week, 7/22-28
- In 34 games (all starts) at catcher, caught 13 runners in 42 SB attempts (31.0%)
- Participated in Florida Instructional League
- Following the season, played for Adelaide in the Australian Baseball League

2018

- Began his professional career with Gulf Coast League Phillies West (R)
- Posted an 11-game hitting streak (.487 AVG) from 7/5-28
- Caught nine of 27 (33.3%) runners attempting to steal
- Collected a season-high four hits, 7/14 vs GCL Tigers East
- Participated in FIL

PERSONAL

Logan O'Hoppe (pronounced oh-HOP-ee)... 2018 graduate of St. John the Baptist High School (NY)... **Hobby:** Cooking... **Signed by:** Alex Agostino


LOGAN O'HOPPE'S CAREER STATISTICS

YEAR	CLUB	AVG	G	AB	R	H	2B	3B	HR	RBI	SH	SF	HP	BB	SO	SB	CS	OBP	SLG	OPS	E
2018	GCL Phillies-W	.367	34	109	19	40	10	1	2	21	0	4	1	10	28	2	1	.411	.532	.943	2
2019	Williamsport	.216	45	162	20	35	12	2	5	26	0	3	0	12	49	3	0	.266	.407	.673	6
2020	Did not play																				
2021	Jersey Shore	.270	85	318	43	86	17	2	13	48	0	#6	4	30	63	6	3	.335	.459	.794	5
	Reading	.296	13	54	6	16	1	0	3	7	0	0	2	1	9	0	0	.333	.481	.815	0
	Lehigh Valley	.190	6	21	2	4	1	0	1	3	0	0	0	2	4	0	0	.261	.381	.642	1
Minors Totals		.273	183	664	90	181	41	5	24	105	0	13	7	55	153	11	4	.329	.458	.787	14

Tied for league lead

O'HOPPE'S CAREER TRANSACTIONS

- Selected by Philadelphia in 23rd round of June 2018 draft



JHAILYN ORTIZ

89

@jhailynortiz

B-T: R-R

HT: 6-3; **WT:** 255

OPENING DAY AGE: 23

BORN: November 18, 1998, Jarabacoa, DR

RESIDES: Constanza, DR

HOW OBTAINED: Signed by Phillies as an amateur free agent, 7/9/15

2022 PHILLIES

Outfielder

2021

- Led all Phillies minor league players with 23 HR and was T-1st in HBP (12)
- Selected as the designated hitter for the High-A East All-Star team
- Was T-8th in HBP (10) among High-A East hitters
- Named an Organization All-Star by MiLB.com
- Began the season with Jersey Shore (A) and was promoted to Reading (AA), 7/31
- Batted .250 (85-340) with an .834 OPS in 95 combined games
- Slugged 14 HR over a 25-game span from 6/29-7/27 while playing for Jersey Shore
- Named Phillies Minor League Co-Hitter of the Month for July
- Defensively, started in all three OF spots
- Was on the IL with a right oblique strain, 8/25-end of season
- Following the season, was rated as the best power hitter, and as having the best outfield arm in the Phillies minor league system, according to *Baseball America*

2020

- Participated in Florida Instructional League

2019

- Spent entire season with Clearwater (A)
- Ranked 2nd in the Florida State League in HR (19) and 4th in RBI (65)
- His 14 OF assists ranked T-2nd in the FSL
- Named FSL Player of the Week and Phillies Minor League Player of the Week, 6/17-23
- Defensively, made starts in LF (8), CF (13) and RF (68)
- Following the season, was rated as having the best outfield arm and as being the best power hitter in the Phillies minor league system by *Baseball America*

2018

- Spent entire season with Lakewood (A)
- Named Phillies Minor League Player of the Week and South Atlantic League Player of the Week, 6/4-10
- Was on the IL, 4/24-5/20 (left shoulder strain)

- Homered in Game 1 of the SAL Championship Series, 9/10 at Lexington
- Participated in FIL

2017

- Spent entire season with Williamsport (A)
- Selected as a New York-Penn League All-Star
- Was 1st in the NYPL in SLG (did not originally qualify, but officially won SLG title with adjusted mark of .503), 3rd in XBH (24), T 3rd in HR (8), T-5th in doubles (15) and T-10th in RBI (30)
- Twice named Phillies Minor League Player of the Week: 7/3-9 and 7/24-30
- Selected as Phillies Minor League Hitter of the Month for July
- Hit .342 (27-79) with 8 2B, 3B, 5 HR, 19 RBI and a 1.094 OPS in 23 July games
- Homered in consecutive games, 7/28-29
- Batted .396 (19-48) against LHP
- Following the season, was named the No. 7 prospect in the Phillies minor league system by *Baseball America*
- Participated in FIL

2016

- Began professional career with Gulf Coast League Phillies (R)
- Ranked 3rd in the GCL in HR (8)
- Homered four times and drove in 13 runs in his first 11 pro games
- Was 14-for-40 (.350 AVG) with seven XBH against LHP
- Participated in FIL

2015

- Participated in FIL
- Ranked as the top international prospect for the year by MLB.com

PERSONAL

Jhailyn David Ortiz (pronounced JAY-lin)... **Signed by:** Sal Agostinelli

JHAILYN ORTIZ'S CAREER STATISTICS


YEAR	CLUB	AVG	G	AB	R	H	2B	3B	HR	RBI	SH	SF	HP	BB	SO	SB	CS	OBP	SLG	OPS	E
2016	GCL Phillies	.231	47	173	29	40	9	1	8	27	0	0	7	17	53	8	2	.325	.434	.759	3
2017	Williamsport	.302	47	159	27	48	15	1	8	30	0	1	9	18	47	5	1	.401	.560	.961	3
2018	Lakewood	.225	110	405	51	91	18	2	13	47	0	5	9	35	148	2	2	.297	.375	.673	11
2019	Clearwater	.200	115	430	57	86	15	3	19	65	0	4	8	36	149	2	3	.272	.381	.653	0
2020	Did not play																				
2021	Jersey Shore	.262	74	263	52	69	11	0	19	48	0	0	10	29	86	4	1	.358	.521	.878	5
	Reading	.208	21	77	7	16	1	0	4	6	0	0	2	9	27	0	0	.307	.377	.683	2
Minors Totals		.232	414	1507	223	350	69	7	71	223	0	10	45	144	510	21	9	.316	.429	.745	24

* League leader

ORTIZ'S CAREER TRANSACTIONS

- Signed by Philadelphia as an amateur free agent, July 9, 2015





J.T. REALMUTO

10

B-T: R-R

HT: 6-1; **WT:** 212

OPENING DAY AGE: 31

BORN: March 18, 1991, Del City, OK

RESIDES: Choctaw, OK

ML SERVICE: 7 years, 38 days

HOW OBTAINED: Acquired from Miami Marlins for Jorge Alfaro, Sixto Sánchez, Will Stewart and international bonus pool money, 2/7/19

CONTRACT STATUS: Signed a five-year contract on 1/29/21, taking him through 2025

@JTRrealmuto
 @jt_realmuto

Catcher

2022 PHILLIES

2021

- Made his third career All-Star team (also: 2018-19); started at catcher (in place of Buster Posey) for the NL
- Was a finalist for the Rawlings Gold Glove Award and Louisville Silver Slugger Award at catcher
- Among NL catchers, finished 1st in triples (4), T-1st in doubles (23), 2nd in hits (114) & XBH (43), T-2nd in RBI (66), 3rd in AVG (.268) & OPS (.804), 4th in runs (58) & SLG (.453) and 5th in HR (16) & OBP (.351)
- Led qualifying ML catchers in fielding percentage (.999)
- His 4.4 WAR (FanGraphs) ranked 13th among NL position players
- Per Baseball Prospectus, led all MLB catchers in Fielding Runs Above Average (14.8) and Framing Runs (13.8) and ranked 3rd in Blocking Runs (0.7)
- Had a career-best 48 walks
- Reached base safely in 12 consecutive games from 4/13 (gm 2)-26
- Walked in a career-high five straight games, 4/17-21
- Was on the COVID-related IL, 5/13
- Was on the 10-day IL, 5/18-28, with a left hand contusion
- Slugged his 100th career HR, 6/6 vs WSH (Tanner Rainey)
- On 7/8 at CHL, had a career-high three walks and became the first Phillie catcher to steal home since Carlos Ruiz did so on 6/26/07 vs CIN
- In the All-Star Game at Coors Field on 7/13, homered off DET's LHP Gregory Soto in the fifth inning; became the first Phillie catcher and the fifth Phillie ever to homer in an ASG, joining Johnny Callison (1964), Dick Allen (1967), Greg Luzinski (1977) and Mike Schmidt (1981)
- Slugged a walk-off HR off Yimi Garcia in the 10th inning on 7/17 vs MIA (game was suspended on 7/17 due to rain and completed on 7/18); it was his second career walk-off HR (other: 9/19/17 vs NYM)
- Became the first Phillie player to end the completion of a suspended game with a walk-off HR since Wally Post did so, 9/9/1958 vs LAD (10 inn.)
- Tied his career high with five hits on 8/1 at PIT
- Recorded the 10th walk-off triple by a Phillie player in the Live Ball era (since 1920) on 9/21 vs BAL; it was the first walk-off triple by a Phillie catcher since Walt Larian on 6/19/28
- Collected three hits and four RBI off the bench on 9/23 vs PIT; since 1901, became just the sixth Phillie to do so (last: Chase Utley, 7/22/04 vs FLA)
- Batted .293 (34-116) with six doubles, one triple, four HR, 52 RBI, 18 walks and an .878 OPS with RISP
- Was 7-for-35 (20.0%) in throwing out attempted base stealers in 118 games (112 starts) at catcher
- Appeared in 16 games (7 starts) at 1st base

REALMUTO PHAST PHACTS

- 3-time NL All-Star (2018-19; 21)
- 2-time NL Silver Slugger Award winner (2018-19)
- 2019 NL Gold Glove Award winner
- Part of 2018 MLB Japan All-Star Series
- 2019 All-MLB First Team
- 2020 All-MLB Second Team

2020

- Named All-MLB Second Team
- Ranked T-8th in the NL in HBP (6) and infield hits (8)
- Among ML catchers, ranked T-1st in HR (11) and T-2nd in RBI (32) & XBH (17)
- Was T-5th in MLB in HR with two strikes (7)
- In the modern era (since 1900), became just the second Phillie whose primary position was catcher to homer five times in his first 10 games of a season (other: Darren Daulton in 1994)
- His seven HR in the club's first 14 games of the year were the 2nd-most by a Phillie over the team's first 14 games of a season behind Mike Schmidt's 11 in 1976
- Homered eight times in the club's first 15 games of the season; in ML history, the only other player whose primary position was catcher to homer eight times in a team's first 15 games of a season was Hall of Famer Gabby Hartnett (8) of the Chicago Cubs in 1925
- Became the first Phillie catcher to hit nine HR over the team's first 25 games of a season and the first Phillie since Chase Utley (10) in 2008
- Hit 10 HR in his first 35 games of the season; in the modern era, that was tied for the fewest games to 10 HR by a Phillie whose primary position was catcher, matching Stan Lopata in 1956 (10 HR in 35 games)
- Collected eight HR and 22 RBI in August, both career bests for him in a calendar month
- Became the fourth Phillie in the modern era to be hit by a pitch in three straight games (8/29-31), joining Chase Utley (4 G, 5/9-13/14), Carlos Ruiz (3 G, 7/5-8/11) and Aaron Rowand (3 G, 4/28-30/07)
- On 9/2 vs WSH, logged his fourth career game with multiple stolen bases
- Missed 11 games from 9/13-21 (Phillies went 4-7)
- Slashed .386/.500/.591 in 54 plate appearances against LHP
- Made starts at catcher (35), 1st base (2) and designated hitter (8)
- Was 4-for-19 (21.1%) in throwing out attempted base stealers

2019

- Won his first career Rawlings Gold Glove Award and his second consecutive Silver Slugger Award for catchers
- Became the first Phillies catcher to win both awards in the same season and the first Phillie to do so since Jimmy Rollins in 2007
- Named the catcher for the inaugural All-MLB First Team
- Among all NL players, finished T-1st in grand slams (2), T-5th in SF (8) and 7th in fWAR (5.7)
- Became only the third catcher in MLB history with 90 runs, 35 doubles and 25 home runs in a season, joining Hall of Famer Johnny Bench (1970 and 1974) and Jorge Posada (2000)
- Set career highs in games (145), at-bats (538), doubles (36), HR (25), RBI (83), runs (92), XBH (64), TB (265), GA RBI (18), GW RBI (8) and SF (8); led all ML catchers in a number of offensive categories
- Played in his second career and second consecutive All-Star Game on 7/9 at Progressive Field
- Collected the most doubles (36) ever in a season by a Phillies catcher (previous: Darren Daulton, 35 in 1993)
- Became one of five Phillies catchers all-time to hit at least 25 HR in a season, joining Stan Lopata (32 in 1956), Mike Lieberthal (31 in 1999), Benito Santiago (30 in 1996) and Daulton (27 in 1992)
- His 64 XBH were T-3rd all-time among Phillies catchers in a season
- Had the 4th-most runs scored (92) in a season by a Phillies catcher
- Made the most starts by a Phillies catcher since 1999 (Mike Lieberthal, 138)
- Hit 15 HR in 60 games following the All-Star break after hitting 10 HR in 85 games prior to the break
- Was 37-for-86 (43.0%) in throwing out attempted base stealers
- Led all ML catchers with 37 attempted base stealers thrown out; no Phillies catcher had thrown out more in a season since 1993 (Daulton, 40)
- Had the most putouts (1,098) ever by a Phillies catcher in a season
- His 37 attempted base stealers thrown out was a new career high (previous: 22 in 2016)
- Selected by the MLBPA as the club's Heart & Hustle Award winner
- Hit his first career HR as a Phillie on 3/30 vs ATL (Wes Parsons)
- Tied his career high with three XBH on 4/16 vs NYM; became the first Phillies catcher to have three XBH and five RBI in a game since Carlos Ruiz on 5/2/12 at ATL
- Collected two hits and four RBI in the first inning on 4/16 vs NYM; was the first Phillie to do that in an inning since 9/2/10 at COL (Chase Utley, 2 H and 5 RBI in 7th inn.)
- His 16-pitch PA in the first inning on 4/25 vs MIA was the longest by a Phillie since Mickey Morandini had a 16-pitch PA on 9/26/92 vs STL (gm 1) off Joe Magrane
- Slugged his first career pinch-hit HR on 5/19 vs COL (Bryan Shaw)
- Was on the paternity leave list, 7/12, for the birth of his second daughter
- On 8/14 vs CHI (Alec Mills), slugged his fourth career grand slam (second of the year; other: 7/28 vs ATL); became the first Phillie with two grand slams as a catcher in a season since 1996 (Santiago, 2)
- Caught a career-high three runners attempting to steal on 8/26 vs PIT; his three attempted base stealers thrown out in that game marked the first time a Phillies catcher did so in a game since 9/15/07 at NYM (Chris Coste, 3)

- On 8/28 vs PIT, became the first Phillies catcher to collect a triple and a HR in the same game since Lieberthal did so on 5/22/99 at NYM; tripled and homered as a catcher in the same game again on 9/5 at CIN
- Made 133 starts: 130 at catcher, two at 1st base and one as the designated hitter

MOST fWAR AMONG NL POSITION PLAYERS (2017-21)

1.	Nolan Arenado	22.6
2.	Christian Yelich	22.3
3.	Freddie Freeman	21.3
4.	J.T. REALMUTO	21.1
5.	Bryce Harper	21.0

2018

- Ranked 1st in at-bats (477), runs (74), hits (132), doubles (30), AVG (.277), SLG (.484) & XBH (54), T-1st in RBI (74), 2nd in HR (21) & OBP (.340) and T-3rd in triples (3) among all NL players whose primary position was catcher
- Named to his first career NL All-Star team (0-0, R, 2 BB)
- Won the Silver Slugger Award for NL catchers
- Slashed .298/.360/.515 in 413 plate appearances vs RHP
- Began the season on the IL while recovering from a low back contusion sustained during spring training
- Had a rehab assignment to Jupiter (A), 4/14-16, before being activated on 4/17
- Posted an .894 OPS over his first 80 games of the season (4/17-7/31)
- Had two separate career-high 12-game hitting streaks: 4/20-5/4 (.340 AVG) and 6/18-7/5 (.340 AVG)
- Collected a career-high five hits, 7/8 at WSH
- Batted .296 (29-98) with RISP
- Started 111 games at catcher and eight at 1st base
- Following the season, was part of the MLB Japan All-Star Series (.176, 2B, 2 HR, 4 RBI in 4 games)

2017

- Recipient of the "Mr. Marlin" Award as voted by the South Florida chapter of the BBWAA
- Among all ML catchers, ranked 1st in runs (68), T-1st in triples (5), 2nd in hits (148) and 3rd in games
- Ranked 3rd in catcher pickoffs (5) and 5th in catcher caught stealing (21) in MLB
- Hit his second career inside-the-park HR, 8/24 at PHI (Jesen Therrien)
- Slugged his first career walk-off HR, 9/19 vs NYM (Paul Sewald)

2016

- Led the NL (2nd in MLB) in road AVG (.352); was 3rd-highest mark in MIA history
- His .303 AVG ranked 12th in the NL
- Batted .301 as a catcher, which ranked 4th in MLB behind Wilson Ramos (.309), Yadier Molina (.308) and Jonathan Lucroy (.306); set new MIA record, surpassing .300 mark by Ivan Rodriguez in 2003
- Made 124 starts at catcher
- Threw out 22 of 73 attempted base stealers (30.1%)
- Had three 4-hit games: 4/24 at SF, 6/18 vs COL and 7/4 at NYM
- On 5/3 vs ARI, was the first catcher in MIA history to start in the leadoff spot
- Hit leadoff 23 times overall, batting .330 (32-97), 7 2B, HR, .365 OBP

- Had a hit in seven straight at-bats, 7/3-4
- Reached base safely in 17 straight games, 7/25-8/17 (.380 OBP)

2015

- Named MIA Rookie of the Year by the South Florida chapter of the BBWAA
- Selected to Topps MLB All-Star Rookie Team
- Recalled from New Orleans (AAA) on 4/13
- Led all ML catchers in triples (7) & SB (8) and ranked 6th in hits (114)
- Was 9th among ML rookies (6th in NL) in hits
- His seven triples as a catcher were the most by a backstop since KC's Darrell Porter had eight in 1979
- Had his first career multi-HR game on 9/8 vs MIL, with his second HR being an inside-the-park HR; was the first catcher with an inside-the-park HR as part of a multi-HR game since Gary Carter did so on 5/31/80 vs STL
- Set MIA record with five RBI in an inning (6th) on 8/12 vs BOS, and tied MIA record for most RBI in a game by a catcher (6; also: Charles Johnson – 6/23/95 at CIN)
- Made 116 starts at catcher
- Threw out 15 of 58 attempted base stealers (25.9%)

2014

- Named MIA's Minor League Player of the Year
- Shuttled between Jacksonville (AA) and MIA all season
- Ranked 8th in the Southern League in AVG (.299)
- Led the team in SB (18) and ranked 2nd in hits (112), doubles (25) & total bases
- Hit .346 in the SL playoffs as he helped lead the team to the league championship
- Made his ML debut in a start at catcher on 6/5 at TB (2-4, 3 RBI)

- Collected his first career double and triple in the same game, 9/26 at WSH (3-5, 2B, 3B, 4 RBI)

2013

- Played for Jacksonville
- Selected as a SL midseason All-Star
- Slugged a grand slam, 7/14 vs Mobile
- Collected a season-best four RBI twice: 7/14 vs Mobile and 8/18 at Chattanooga

2012

- Spent the season with Jupiter
- Selected as a Florida State League midseason All-Star
- Following the season, played for Phoenix in the Arizona Fall League and posted a .349 OBP over 14 games

2011

- Spent his second pro season with Greensboro (A)
- Slashed .299/.351/.519 with 12 HR and 36 RBI in 56 games following the All-Star break
- Went 4-for-5, 2 HR, 6 RBI on 8/23 vs West Virginia

2010

- Began his pro career with the Gulf Coast League Marlins (R)

PERSONAL

Jacob Tyler Realmuto (pronounced reel-MOO-toh)... Married Alexis Taylor (11/4/17); has two daughters, Gracie and Willa Mae, and one son, Cash... 2010 graduate of Carl Albert High School (OK), where he played baseball, basketball and football and won two state championships in both baseball and football... **Hobbies:** Racquetball, hunting, fishing and ping-pong... **Signed by:** Steve Taylor



J.T. REALMUTO'S CAREER STATISTICS

YEAR	CLUB	AVG	G	AB	R	H	2B	3B	HR	RBI	SH	SF	HP	BB	SO	SB	CS	OBP	SLG	OPS	E
2010	GCL Marlins	.175	12	40	2	7	0	0	0	4	0	0	0	7	11	0	1	.298	.175	.473	0
2011	Greensboro	.287	96	348	46	100	16	3	12	49	1	0	6	26	78	13	6	.347	.454	.801	14
2012	Jupiter	.256	123	446	63	114	16	0	8	46	3	6	7	37	64	13	5	.319	.345	.664	15
2013	Jacksonville	.239	106	368	41	88	21	3	5	39	0	7	5	36	68	9	1	.310	.353	.663	8
2014	Jacksonville	.299	97	375	66	112	25	6	8	62	0	4	3	41	59	18	5	.369	.461	.830	7
	MIAMI	.241	11	29	4	7	1	1	0	9	0	0	0	1	8	0	0	.267	.345	.612	1
2015	New Orleans	.385	3	13	3	5	0	0	0	0	0	0	0	1	1	0	0	.385	.385	.770	0
	MIAMI	.259	126	441	49	114	21	7	10	47	1	4	2	19	70	8	4	.290	.406	.696	6
2016	MIAMI	.303	137	509	60	154	31	0	11	48	0	3	5	28	100	12	4	.343	.428	.771	10
2017	MIAMI	.278	141	532	68	148	31	5	17	65	0	3	8	36	106	8	2	.332	.451	.783	6
2018	Jupiter+	1.000	1	3	3	3	1	0	1	1	0	0	0	1	0	0	0	1.000	2.333	3.333	0
	MIAMI	.277	125	477	74	132	30	3	21	74	0	4	10	38	104	3	2	.340	.484	.825	7
2019	PHILLIES	.275	145	538	92	148	36	3	25	83	0	8	5	41	123	9	1	.328	.493	.820	9
2020	PHILLIES	.266	47	173	33	46	6	0	11	32	0	0	6	16	48	4	1	.349	.491	.840	2
2021	PHILLIES	.263	134	476	64	125	25	4	17	73	0	2	11	48	129	13	3	.343	.439	.782	2
Minors Totals		.269	438	1593	224	429	79	12	34	201	4	17	21	148	281	54	18	.336	.398	.734	44
ML	Totals	.275	866	3175	444	874	181	23	112	431	1	24	47	227	688	57	17	.331	.453	.783	43

+ Rehab assignment

REALMUTO'S ALL-STAR GAME STATISTICS

YEAR	CLUB, SITE	AVG	G	AB	R	H	2B	3B	HR	RBI	SH	SF	HP	BB	SO	SB	CS	OBP	SLG	OPS	E
2018	NL, WSH	---	1	0	1	0	0	0	0	0	0	0	0	2	0	0	0	1.000	---	---	0
2019	NL, CLE	.000	1	2	0	0	0	0	0	0	0	0	0	0	1	0	0	.000	.000	.000	0
2021	NL, COL	.500	1	2	1	1	0	0	1	1	0	0	0	1	0	0	0	.500	2.000	2.500	0
ASG	Totals	.250	3	4	2	1	0	0	1	1	0	0	0	2	2	0	0	.500	1.000	1.500	0

REALMUTO'S CAREER TRANSACTIONS

- Selected by Florida Marlins in 3rd round of June 2010 draft
- On injured list with a low back contusion, March 26-April 16, 2018; included rehab assignment to Jupiter, April 14-16
- Traded to Philadelphia for Jorge Alfaro (c), Sixto Sánchez (rhp), Will Stewart (lhp) and international bonus pool money, February 7, 2019
- On COVID-related injured list, May 13, 2021
- On injured list with a left hand contusion, May 18-28, 2021

REALMUTO'S CAREER FIELDING

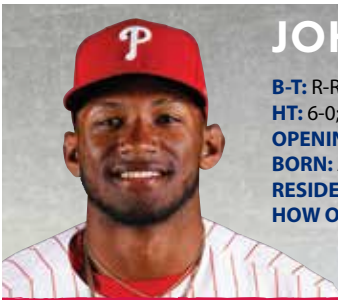
POSITION	PCT	G	PO	A	E	TC	DP	PB
Catcher	.994	781	6162	367	42	6571	55	51
First base	.996	48	243	17	1	261	22	

REALMUTO'S GAME HIGHS

HITS: 5 – 2 times, last: 8/1/21 at PIT... **RUNS:** 3 – 14 times, last: 8/1/21 at PIT... **DOUBLES:** 2 – 15 times, last: 8/1/21 at PIT... **TRIPLES:** 1... **HOME RUNS:** 2 – 6 times, last: 8/13/20 vs BAL... **RBI:** 6 – 8/12/15 vs BOS... **WALKS:** 3 – 7/8/21 at CHI... **STOLEN BASES:** 2 – 4 times, last: 9/2/20 vs WSH... **HITTING STREAK:** 12 games – 2 times, last: 6/18-7/5/18

REALMUTO'S NOTABLE HOMERS

GRAND SLAMS: 4 – 8/12/15 vs BOS (Robbie Ross); 6/23/18 at COL (Bryan Shaw); 7/28/19 vs ATL (Kevin Gausman); 8/14/19 vs CHI (Alec Mills)... **INSIDE-THE-PARK HR:** 2 – 9/8/15 vs MIL (Taylor Jungmann); 8/24/17 at PHI (Jesen Therrien)... **LEADOFF HR:** None... **PINCH HR:** 1 – 5/19/19 vs COL (Bryan Shaw)... **WALK-OFF HR:** 2 – 9/19/17 vs NYM (Paul Sewald); 7/17/21 vs MIA (Yimi Garcia)



JOHAN ROJAS

84

B-T: R-R

HT: 6-0; **WT:** 175

OPENING DAY AGE: 21

BORN: August 14, 2000, San Francisco de Macorís, DR

RESIDES: San Francisco de Macorís, DR

HOW OBTAINED: Signed by Phillies as an amateur free agent, 1/18/18

Non-Roster Invitee **Outfielder**

2022 PHILLIES

2021

- Was a non-roster invitee to ML spring training
- Began the season with Clearwater (A), where he spent most of the year
- Promoted to Jersey Shore (A), 9/2
- Led all Phillies minor leaguers in stolen bases (34), was 2nd in runs (69) and 3rd in hits (100)
- Among Low-A Southeast hitters, finished 1st in sacrifice hits (4) and 5th in steals (25)
- Named Phillies Minor League Hitter of the Month for September
- Reached base safely in 15 of his 17 games with Jersey Shore
- Defensively, made starts in LF (3), CF (80) and RF (12)
- Following the season, was ranked as the No. 4 prospect in the Phillies organization by *Baseball America* and was rated as the best defensive outfielder in the Phillies minor league system by the same publication
- Participated in Florida Instructional League

2020

- Did not play
- Participated in FIL

2019

- Began the season with Gulf Coast League Phillies West (R)
- Tied for the league lead in triples (5) despite playing only 18 games
- Batted .333 (17-51) against RHP at the GCL level
- Promoted to Williamsport (A) on 7/19 for the remainder of the season
- Led the New York-Penn League in triples (6)
- Participated in FIL

2018

- Began his professional career with Dominican Summer League Phillies Red (R)
- Named a DSL All-Star
- Led the DSL with 14 outfield assists
- Finished 3rd in the DSL in hits (83), 4th in AB (259), T-7th in games (68) and T-9th in total bases (109)
- Led all Phillies short-season minor leaguers in AB & hits
- Hit .359 (28-78) with four doubles, three triples, one HR and 30 RBI with RISP
- Participated in FIL

PERSONAL

Johan Stiven Rojas... **Signed by:** Carlos Salas

JOHAN ROJAS' CAREER STATISTICS

YEAR	CLUB	AVG	G	AB	R	H	2B	3B	HR	RBI	SH	SF	HP	BB	SO	SB	CS	OBP	SLG	OPS	E
2018	DSL Phillies-R	.320	68	259	42	83	12	4	2	31	2	5	8	18	37	19	8	.376	.421	.797	4
2019	GCL Phillies-W	.311	18	74	13	23	6	#5	0	4	0	0	1	9	12	3	2	.393	.527	.920	1
	Williamsport	.244	42	164	17	40	5	*6	2	11	0	1	2	5	29	11	4	.273	.384	.657	1
2020	Did not play																				
2021	Clearwater	.240	78	313	51	75	15	3	7	38	*4	3	5	26	69	25	6	.305	.374	.679	4
	FCL Phillies	.750	1	4	2	3	0	0	1	3	0	0	0	0	1	0	0	.750	1.500	2.250	0
	Jersey Shore	.344	17	64	16	22	3	1	3	11	0	1	2	7	8	8	3	.419	.563	.981	0
Minors Totals		.280	224	878	141	246	41	19	15	98	6	10	18	65	155	67	23	.339	.421	.760	10

* League leader

Tied for league lead

ROJAS' CAREER TRANSACTIONS

- Signed by Philadelphia as an amateur free agent, January 18, 2018



JOJO ROMERO

79

B-T: L-L

HT: 5-11; **WT:** 200

OPENING DAY AGE: 25

BORN: September 9, 1996, Camarillo, CA

RESIDES: Oxnard, CA

ML SERVICE: 1 year, 117 days

HOW OBTAINED: Selected by Phillies in 4th round of June 2016 draft

Left-Handed Pitcher

2021

- Began season at the alternate training site in Lehigh Valley before being recalled on 4/12
- Made 11 ML appearances, posting a 2.57 ERA (2 ER, 7.0 IP) over his final eight before being placed on the 10-day IL on 5/6 with a left elbow sprain
- Was transferred to the 60-day IL on 5/18 and missed the remainder of the season
- Underwent Tommy John surgery on 5/26 (Dr. Neal ElAttrache)

2020

- Attended ML spring training and began season at the alternate training site in Lehigh Valley
- Had two short stints with the Phillies (8/14-16 and 8/20) before being recalled on 8/21 for the remainder of the season
- Made his ML debut on 8/21 at ATL (1.0 IP, 3 SO), striking out the side on 12 pitches; became just the second Phillie since 1957 to strike out the side in his ML debut
- Allowed only one base runner (BB) and struck out six of the 12 batters he faced in his first four career appearances
- In his first nine career appearances (9.1 IP), walked one, struck out 10 and stranded all six inherited runners

2019

- Attended Phillies spring training as a non-roster invitee
- Split season between Reading (AA) and Lehigh Valley (AAA)
- From his final stint with Lehigh Valley (7/26-end of season), posted a 3.86 ERA (11 ER, 25.2 IP)
- Named Phillies Minor League Pitcher of the Week, 7/22-28
- Following the season, pitched for Scottsdale in the Arizona Fall League
- Allowed only one ER over 10.2 IP (0.84 ERA) in eight fall appearances

2018

- Spent season with Reading
- Logged a quality start in nine of his final 11 outings, posting a 2.44 ERA (19 ER, 70.0 IP) from 5/20-7/14
- Was on the IL from 7/18-end of season (right oblique muscle strain)
- Held LHH to a .213 AVG (26-122) and .295 SLG

- Limited opponents to a .150 AVG (6-40) with RISP and two outs
- Following the season, was named the No. 6 prospect in the Phillies organization by *Baseball America*

2017

- Began season with Lakewood (A)
- Selected as a South Atlantic League midseason All-Star
- Named SAL Pitcher of the Week, 5/8-14, and Phillies Minor League Pitcher of the Week three times (5/29-6/4, 6/12-18 and 8/28-9/4)
- Selected as Phillies Minor League Pitcher of the Month for June after going 2-0 with a 1.71 ERA (5 ER, 26.1 IP), 26 SO and one BB in four starts
- Led all Phillies full-season minor leaguers with a 2.16 ERA (min. 100.0 IP)
- Surrendered just one hit over 8.0 scoreless innings, 5/10 vs Greenville
- Held LHH to a .161 AVG (15-93)
- Promoted to Clearwater (A) on 6/30 for remainder of the season
- With Clearwater, held LHH to a .215 AVG (14-65)
- Walked two or fewer batters in nine of his 10 starts with Clearwater
- Registered a season-high 10 SO in two starts: with Lakewood on 6/16 vs Hickory and with Clearwater on 7/2 vs Tampa
- Following the season, was named the No. 6 prospect in the Phillies minor league system by *Baseball America*

2016

- Began pro career with Williamsport (A)
- Tied for New York-Penn League lead in shutouts (1) and T-2nd in CG (1)
- Had a 17.0-inning scoreless streak, 7/24-8/12
- Did not allow a run in four of his first six starts
- Participated in Florida Instructional League

PERSONAL

Joseph Abel Romero... 2014 graduate of Oxnard High School (CA)... 2016 graduate of Yavapai College (AZ)... **Hobbies:** Cooking, hiking, playing video games, paintballing, playing basketball, soccer and football, playing darts and bowling... **Signed by:** Brad Holland

JOJO ROMERO'S CAREER STATISTICS

YEAR	CLUB	W-L	ERA	G	GS	CG	SHO	SV	IP	H	R	ER	HR	HB	BB	SO	WP	BK	AVG
2016	Williamsport	2-2	2.56	10	10	1	#1	0	45.2	44	15	13	2	3	11	31	4	0	.256
2017	Lakewood	5-1	2.11	13	13	1	0	0	76.2	61	25	18	2	1	21	79	5	0	.223
	Clearwater	5-2	2.24	10	10	0	0	0	52.1	43	17	13	2	2	15	49	3	0	.223
2018	Reading	7-6	3.80	18	18	0	0	0	106.2	97	49	45	13	5	41	100	8	0	.241
2019	Lehigh Valley	3-5	6.88	13	13	0	0	0	53.2	68	47	41	8	4	35	40	1	0	.312
	Reading	4-4	4.84	11	11	0	0	0	57.2	58	33	31	4	1	12	52	3	1	.261
2020	PHILLIES	0-0	7.59	12	0	0	0	0	10.2	13	10	9	1	2	2	10	0	0	.310
2021	PHILLIES	0-0	7.00	11	0	0	0	0	9.0	12	8	7	4	1	4	8	0	0	.308
Minors Totals		26-20	3.69	75	75	2	1	0	392.2	371	186	161	31	16	135	351	24	1	.250
ML	Totals	0-0	7.32	23	0	0	0	0	19.2	25	18	16	5	3	6	18	0	0	.309

Tied for league lead

ROMERO'S CAREER TRANSACTIONS

- Selected by Philadelphia in 4th round of June 2016 draft
- On injured list with a left elbow strain, May 6, 2021 through the remainder of the season


ROMERO'S CAREER FIELDING

POSITION	PCT	G	PO	A	E	TC	DP
Pitcher	1.000	23	3	1	0	4	0

ROMERO'S GAME HIGHS

LOW-HIT CG: N/A... **SHUTOUTS:** N/A... **STRIKEOUTS:** 3 – 8/21/20 at ATL... **WALKS:** 1... **LONGEST OUTING:** 2.0 inn. – 9/15/20 vs NYM... **WINNING STREAK:** N/A... **LOSING STREAK:** N/A... **SCORELESS STREAK:** 5.1 inn. – 4/19-5/2/21





CRISTOPHER SÁNCHEZ

61

B-T: L-L

HT: 6-5; **WT:** 190

OPENING DAY AGE: 25

BORN: December 12, 1996, La Romana, DR

RESIDES: La Romana, DR

ML SERVICE: 32 days

HOW OBTAINED: Acquired from Tampa Bay Rays for Curtis Mead, 11/20/19

Left-Handed Pitcher

2021

- Began season at the alternate training site in Lehigh Valley and spent the majority of the season with Lehigh Valley (AAA)
- Had five stints with PHI: 4/19, 5/3, 6/6-7, 7/11 and 9/23-remainder of season
- Made his ML debut on 6/6 vs WSH and earned his first ML win on 7/1 at BOS, pitching 3.0 innings in relief
- Pitched at least 2.0 innings in four of his seven ML appearances, and in those four had a 0.90 ERA (1 ER, 10.0 IP)
- Following the season, pitched for Este in the Dominican Winter League

2020

- Appeared in two spring training games
- Spent entire season at the alternate training site in Lehigh Valley
- Following the season, pitched for Este in the DWL

2019

- Began season with Bowling Green (A)
- Did not allow a home run in his last 35.1 IP before being promoted to Charlotte (A) on 7/6
- From 7/20-8/20, did not allow an earned run in 21.2 innings over parts of eight appearances
- Was promoted to Durham (AAA), 8/31
- Between the three levels, posted a 2.26 ERA (19 ER, 75.2 IP) with only three home runs allowed while holding opponents to a .212 AVG
- Following the season, pitched for Este in the DWL

2018

- Began season with Princeton (R)
- Was promoted to Bowling Green on 8/23 for remainder of the season

2017

- Spent entire season with Princeton
- Allowed his first professional home run in his first outing after allowing none in his first 104.0 professional innings (41 appearances)

2016

- Spent third full season with Dominican Summer League Rays (R)
- Struck out 10 batters in 4.0 innings, 6/16 vs DSL Marlins
- In his final start of the season on 8/23 vs DSL Marlins, tossed his first pro shutout (7.0 IP)
- Posted a 2.31 ERA (12 ER, 46.2 IP) in July and August

2015

- Spent second season with DSL Rays
- Did not allow an earned run in 12 of his 15 appearances
- Held opponents to just two extra-base hits (2B, 3B, .232 SLG)

2014

- Began pro career with DSL Rays

PERSONAL

Christopher Alexis Sánchez... **Hobby:** Fishing... **Signed by:** Daniel Santana



CRISTOPHER SÁNCHEZ'S CAREER STATISTICS

YEAR	CLUB	W-L	ERA	G	GS	CG	SHO	SV	IP	H	R	ER	HR	HB	BB	SO	WP	BK	AVG
2014	DSL Rays	1-3	7.77	13	0	0	0	0	22.0	36	26	19	0	4	16	13	3	0	.379
2015	DSL Rays	2-1	3.54	15	0	0	0	2	20.1	13	10	8	0	0	16	16	3	0	.188
2016	DSL Rays	5-3	3.06	13	11	#1	#1	1	61.2	57	25	21	0	2	12	42	11	0	.238
2017	Princeton	1-6	10.01	13	7	0	0	0	38.2	61	48	43	8	6	16	30	4	0	.353
2018	Princeton	3-2	4.60	10	10	0	0	0	43.0	53	25	22	3	2	22	34	3	0	.309
	Hudson Valley	1-0	4.00	2	2	0	0	0	9.0	9	5	4	0	0	5	11	1	0	.273
2019	Bowling Green	3-1	2.01	11	4	0	0	2	40.1	28	11	9	3	3	11	37	4	0	.190
	Charlotte	1-0	1.85	12	6	0	0	0	34.0	28	9	7	0	3	13	36	3	1	.231
	Durham	0-0	20.25	1	0	0	0	0	1.1	2	3	3	0	0	2	0	0	0	.400
2020	Did not pitch																		
2021	Lehigh Valley	5-6	4.68	19	17	0	0	0	73.0	58	39	38	4	2	48	89	4	1	.211
	PHILLIES	1-0	4.97	7	1	0	0	0	12.2	16	8	7	1	0	7	13	0	0	.320
Minors Totals		22-22	4.56	109	57	1	1	5	343.1	345	201	174	18	22	161	308	36	2	.260
ML	Totals	1-0	4.97	7	1	0	0	0	12.2	16	8	7	1	0	7	13	0	0	.320

#Tied for league lead

SÁNCHEZ'S CAREER TRANSACTIONS


- Signed by Tampa Bay Rays as an amateur free agent, July 15, 2013
- Traded to Philadelphia for Curtis Mead (inf), November 20, 2019

SÁNCHEZ'S CAREER FIELDING

POSITION	PCT	G	PO	A	E	TC	DP
Pitcher	.500	7	0	2	2	4	0

SÁNCHEZ'S GAME HIGHS



LOW-HIT CG: N/A... **SHUTOUTS:** N/A... **STRIKEOUTS:** 3 – 7/21/21 at NYY... **WALKS:** 2 – 7/24/21 vs ATL... **LONGEST OUTING:** 3.0 inn. – 2 times, last: 10/2/21 at MIA... **WINNING STREAK:** N/A... **LOSING STREAK:** N/A... **SCORELESS STREAK:** 5.0 inn. – 9/26/21-current



DONNY SANDS

39

B-T: R-R
HT: 6-2; **WT:** 190
OPENING DAY AGE: 25
BORN: May 16, 1996, Tucson, AZ
RESIDES: Tucson, AZ
HOW OBTAINED: Acquired from New York Yankees with Nick Nelson for T.J. Rumfield and Joel Valdez, 11/19/21

 @Dnike13
 @dsands1333

Catcher

2021

- Began the season with Somerset (AA) in the NYY organization
- Slashed .264/.333/.528 in 39 night games compared to .220/.264/.260 in 13 day games
- Promoted to Scranton/Wilkes-Barre (AAA) on 7/16
- Was on the IL from 9/28 through the remainder of the season (left thumb contusion)
- Appeared in games at catcher, 1st base, 3rd base and designated hitter for SWB

2020

- Did not play

2019

- Spent entire season with Tampa (A)
- Following the season, played for Surprise in the Arizona Fall League and had nine RBI in 16 games

2018

- Played for Tampa
- Had three IL stints: 4/5-6/20 (left wrist fracture), 7/15-22 (left wrist contusion) and 8/5-29 (concussion)
- Appeared in three minor league rehab games with Gulf Coast League Yankees (R)

2017

- Spent majority of the season with Charleston (A)
- Promoted to Tampa on 8/6 for remainder of the season
- Slashed .306/.353/.484 in 17 games for Tampa
- Following the season, was named an MiLB.com Organization All-Star

2016

- Converted to catcher after beginning his pro career at 3rd base
- Committed just two errors in 182 total chances at catcher
- Threw out six of 33 attempted base stealers

2015

- Began pro career with Gulf Coast League Yankees (R)
- Hit .309 with a .405 OBP in 48 games and was named a GCL All-Star

PERSONAL

Donny Sands... 2015 graduate of Salpointe Catholic High School (AZ)... Named to the 2015 ABCA/Rawlings All-Region VII Team... As a child, served as a batboy for the University of New Mexico... **Signed by:** Steve Kmetko

DONNY SANDS' CAREER STATISTICS

YEAR	CLUB	AVG	G	AB	R	H	2B	3B	HR	RBI	SH	SF	HP	BB	SO	SB	CS	OBP	SLG	OPS	E
2015	GCL Yankees-1	.309	48	162	27	50	9	0	0	26	0	1	3	24	15	7	4	.405	.364	.769	5
	Charleston	.310	7	29	3	9	1	0	0	4	0	0	0	1	5	0	1	.333	.345	.678	2
2016	GCL Yankees-W	.271	13	48	3	13	3	0	0	3	0	0	1	1	3	1	0	.300	.333	.633	1
	GCL Yankees-E	.250	1	4	0	1	0	0	0	0	0	0	0	1	0	0	0	.250	.250	.500	0
	Pulaski	.300	16	60	7	18	1	0	2	10	0	2	0	6	9	1	0	.353	.417	.770	1
2017	Charleston	.269	76	286	31	77	17	0	2	45	1	3	3	21	53	0	5	.323	.350	.672	5
	Tampa	.306	17	62	9	19	5	0	2	10	0	1	0	5	10	1	1	.353	.484	.837	3
2018	GCL Yankees-E	.250	2	4	0	1	0	0	0	0	0	0	0	1	0	0	0	.400	.250	.650	0
	GCL Yankees-W	.500	1	2	1	1	0	0	0	0	0	0	0	1	0	0	0	.667	.500	1.167	0
	Tampa	.267	25	86	10	23	5	0	0	7	0	1	2	5	22	0	0	.319	.326	.645	1
2019	Tampa	.221	68	226	18	50	12	1	2	22	0	1	2	18	51	0	1	.283	.310	.593	9
2020	Did not play																				
2021	Somerset	.253	52	194	27	49	10	0	10	27	0	2	3	16	25	2	0	.316	.459	.775	3
	Scranton/W-B	.272	42	147	20	40	6	0	8	29	0	2	0	16	32	0	1	.339	.476	.816	2
Minors Totals		.268	368	1310	156	351	69	1	26	183	1	13	14	115	226	12	13	.331	.382	.713	32

SANDS' CAREER TRANSACTIONS

- Selected by New York Yankees in 8th round of June 2015 draft
- Traded to Philadelphia with Nick Nelson (rhp) for T.J. Rumfield (inf) and Joel Valdez (lhp), November 19, 2021



KYLE SCHWARBER

12

B-T: L-R

HT: 6-0; **WT:** 229

OPENING DAY AGE: 29

BORN: March 5, 1993, Middletown, OH

RESIDES: Middletown, OH

ML SERVICE: 6 years, 86 days

HOW OBTAINED: Signed by Phillies as a free agent, 3/20/22

CONTRACT STATUS: Signed a four-year contract on 3/20/22, taking him through 2025 season

@kschwarb12
 @kschwarb12

2022 PHILLIES

Outfielder

2021

- Named an All-Star for the first time in his career (did not play for NL due to injury)
- In 113 games between WSH and BOS, hit 32 HR with 71 RBI and a .928 OPS
- Set career highs in AVG (.266), OBP (.374), SLG (.554) and OPS
- Finished T-1st in MLB in leadoff HR (8) with BAL's Cedric Mullins
- Hit 30 or more HR for the third time in his career (also: 2017 and 2019)
- Hit 28 of his 32 HR against RHP while posting a .990 OPS
- His .623 SLG against RHP ranked 5th among all ML players (min. 300 PA)
- Began the season on the COVID-related IL
- Made his season debut with WSH on 4/12 at STL
- Hit two HR in his first 22 games (through 5/8) and then slugged 23 HR in his next 50 games before landing on the IL
- Named NL Player of the Month for June
- Had five multi-HR games in June, including a career-high three HR on 6/20 vs NYM
- His other multi-HR games that month were on 6/13 vs SF, 6/19 vs NYM, 6/24 at MIA and 6/28 vs NYM
- Set the WSH record for HR in a calendar month (16)
- Tied Albert Belle (1995) for the ML record for most HR in a 10-game span (12 from 6/19-29)
- Set ML records for most HR as a leadoff hitter in a calendar month (15) and most leadoff HR in a calendar month (7)
- Had no HR from 6/1-11, then from 6/12-29 tied the ML record for HR in an 18-game span (16; also: Sammy Sosa in 1998 and Barry Bonds in 2001)
- Tied the ML record for HR in a two-game span (5) when he hit two HR on 6/19 and three HR on 6/20
- Was placed on the 10-day IL on 7/3 (right hamstring strain)
- Traded to BOS on 7/29
- Reinstated from the IL on 8/13 and made his BOS debut that night
- From 8/13 through the end of the season, ranked 2nd in the AL with 33 BB and a .435 OBP (min. 100 PA)
- Reached base safely in a career-best 23 consecutive games from 6/19-8/26
- Posted a .571 OBP during his first 10 games with BOS, the highest in club history by a player over his first 10 games with the club
- Hit his eighth leadoff HR of the season on 9/3 vs CLE, the 13th of his career
- On 9/22 vs NYM, logged his 14th career multi-HR game and sixth of the year (fourth against NYM)
- Started each of his 72 games with WSH in LF
- With BOS, made 14 starts as the designated hitter, 14 in LF and nine at 1st base (those were his first career starts at the position)

SCHWARBER PHAST PHACTS

- 2021 NL All-Star
- 2016 World Series champion
- NL Player of the Month (June 2021)
- Three 30-home run seasons (2017, 2019, 2021)

2020

- Led CHI and ranked 6th among ML left-handed hitters (15th in all of MLB) in exit velocity (92.8), according to MLB Statcast
- Tied for the team lead with 30 walks, while his 11 HR were T-2nd on the club
- His 11 HR ranked T-10th among NL left-handed hitters while his 30 walks were T-9th
- Was one of two qualified NL players to hit under .200 but have an OPS over .700, joining LAD's Max Muncy
- Appeared in 59 of the team's 60 regular season games, making 48 starts in LF and nine as the designated hitter
- Did not commit an error in 73 total chances in LF
- Went 0-for-4 with three walks in the Wild Card Series against MIA

2019

- Set career highs in doubles (29), HR (38), XBH (70), RBI (92) and games (155)
- His 38 homers were 2nd-most in a single season by a LHH in franchise history behind Hall of Famer Billy Williams (42 in 1970)
- His 20 HR after the All-Star break paced NL left-handed hitters and ranked T-4th in the NL overall
- Led NL left fielders with seven outfield assists
- Hit his 100th career HR, 8/15 at PHI in his 453rd game, becoming the fastest player in CHI history to reach the mark
- Hit five leadoff homers: 5/24 vs CIN, 5/29 at HOU, 6/13 at LAD, 6/18 vs CWS and 6/27 vs ATL
- Hit his first career walk-off HR on 7/16 vs CIN

2018

- Hit 26 HR and when combined with his 30 HR in 2017, became the first CHI outfielder with consecutive seasons of 26 or more HR since Alfonso Soriano in 2011-12
- Led the team with a career-high 78 walks
- Participated in the Home Run Derby at Nationals Park and reached the final round before losing to Bryce Harper, 19-18
- Recorded 11 outfield assists, tied for the most by any LF with BOS' Andrew Benintendi
- Recorded his sixth career multi-homer game, 4/24 at CLE

2017

- Finished 2nd on CHI with 30 HR
- His 27 HR against RHP ranked T-4th in the NL
- Averaged one home run every 14.07 AB, a mark that would have been 3rd-highest in the NL had he qualified for the league lead (was just 16 plate appearances short)
- Appeared in 11 games with Iowa (AAA)

2016

- Was a member of CHI's World Series championship team
- Suffered a regular season-ending left knee injury two games into the season when he collided with Dexter Fowler in the outfield on 4/7 at ARI
- Had torn ligaments (ACL and LCL) in his left knee along with a severely sprained left ankle
- Underwent ACL reconstruction and LCL repair surgery on his left knee, 4/19 (Dr. Daniel Cooper)
- Activated from the 60-day IL on 10/22 and was assigned to Mesa in the Arizona Fall League to rehab, appearing in two games
- Was added to the World Series roster and went 7-for-17 (.412) with a double, two RBI and three walks, becoming the first position player to collect a hit in the World Series after going hitless during the regular season
- Recorded a pair of RBI singles in Game 2 and went 3-for-5 in the decisive Game 7 at CLE, including a single to begin the 10th inning

2015

- Made his ML debut one year after he was selected fourth overall in the 2014 June draft
- Was 5th among NL rookies with 16 HR and 7th with 52 runs scored
- Had his contract selected from Tennessee (AA) on 6/16 and made his ML debut as a defensive replacement that night vs CLE
- Recorded his first career hit on 6/17 at CLE, an RBI triple in the second inning off Shaun Marcum
- Clubbed his first career HR in his third game, 6/18 at CLE (Danny Salazar)
- Appeared in 17 games with Iowa
- Named MVP of the All-Star Futures Game at Great American Ball Park
- Entered the season ranked as the No. 19 overall prospect in baseball, according to *Baseball America*

2014

- Hit .344 (90-262) with 18 doubles, two triples, 18 HR, 53 RBI, 55 runs, 39 walks and a 1.062 OPS in 72 combined games between Boise (R), Kane County (A) and Daytona (A) in his first professional season

PERSONAL

Kyle Joseph Schwarber... Married, wife's name is Paige; has one son, Kade... 2011 graduate of Middletown High School (OH)... Attended the University of Indiana... Was a two-time First-Team All-American and was the highest draft pick in Indiana baseball history... Was one of three finalists for the 2014 Johnny Bench Award, given to the top Division I catcher in the nation... **Signed by:** Stan Zielinski

KYLE SCHWARBER'S CAREER STATISTICS

YEAR	CLUB	AVG	G	AB	R	H	2B	3B	HR	RBI	SH	SF	HP	BB	SO	SB	CS	OBP	SLG	OPS	E
2014	Boise	.600	5	20	7	12	1	1	4	10	0	1	1	2	2	0	1	.625	1.350	1.975	2
	Kane County	.361	23	83	17	30	8	0	4	15	0	0	2	11	17	1	1	.448	.602	1.050	0
	Daytona	.302	44	159	31	48	9	1	10	28	0	5	1	26	38	4	0	.393	.560	.953	3
2015	Tennessee	.320	58	197	39	63	10	1	13	39	1	2	1	42	49	1	0	.438	.579	1.017	5
	Iowa	.333	17	60	7	20	7	1	3	10	0	0	0	7	23	0	0	.403	.633	1.036	2
	CHICAGO-NL	.246	69	232	52	57	6	1	16	43	0	1	4	36	77	3	3	.355	.487	.842	5
2016	CHICAGO-NL	.000	2	4	0	0	0	0	0	0	0	0	0	1	2	0	0	.200	.000	.200	0
2017	CHICAGO-NL	.211	129	422	67	89	16	1	30	59	0	0	5	59	150	1	1	.315	.467	.782	5
	Iowa	.343	11	35	9	12	1	0	4	9	0	0	1	8	12	0	0	.477	.714	1.191	0
2018	CHICAGO-NL	.238	137	428	64	102	14	3	26	61	1	2	1	78	140	4	3	.356	.467	.823	1
2019	CHICAGO-NL	.250	155	529	82	132	29	3	38	92	0	6	5	70	156	2	3	.339	.531	.870	6
2020	CHICAGO-NL	.188	59	191	30	36	6	0	11	24	0	0	3	30	66	1	0	.308	.393	.701	0
2021	WASHINGTON	.253	72	265	42	67	9	0	25	53	0	2	5	31	88	1	1	.340	.570	.910	3
	BOSTON	.291	41	134	34	39	10	0	7	18	0	0	1	33	39	0	0	.435	.522	.957	1
	WSH/BOS	.266	113	399	76	106	19	0	32	71	0	2	6	64	127	1	1	.374	.554	.928	4
Minors Totals		.334	158	554	110	185	36	4	38	111	1	8	6	96	141	6	2	.432	.619	1.051	12
ML Totals		.237	664	2205	371	522	90	8	153	350	1	11	24	338	718	12	11	.343	.493	.836	21

SCHWARBER'S WILD CARD SERIES STATISTICS

YEAR	CLUB, OPP	AVG	G	AB	R	H	2B	3B	HR	RBI	SH	SF	HP	BB	SO	SB	CS	OBP	SLG	OPS	E
2015	CHI, PIT	.667	1	3	1	2	0	0	1	3	0	0	0	0	0	0	0	.667	1.667	2.333	0
2018	CHI, COL	.000	1	1	0	0	0	0	0	0	0	0	0	0	1	0	0	.000	.000	.000	0
2020	CHI, MIA	.000	2	4	0	0	0	0	0	0	0	0	0	3	1	0	0	.429	.000	.429	0
2021	BOS, NYY	.333	1	3	2	1	0	0	1	1	0	0	0	1	0	0	0	.500	1.333	1.833	0
WC Totals		.273	5	11	3	3	0	0	2	4	0	0	0	4	2	0	0	.467	.818	1.285	0

SCHWARBER'S DIVISION SERIES STATISTICS

YEAR	CLUB, OPP	AVG	G	AB	R	H	2B	3B	HR	RBI	SH	SF	HP	BB	SO	SB	CS	OBP	SLG	OPS	E
2015	CHI, STL	.500	4	10	3	5	0	0	2	2	0	0	0	2	3	0	0	.583	1.100	1.683	0
2016	CHI, SF	Injured – Did not play																			
2017	CHI, WSH	.200	3	5	1	1	0	0	0	0	0	0	0	1	3	0	0	.333	.200	.533	2
2021	BOS, TB	.313	4	16	4	5	0	0	1	1	0	0	0	2	4	1	0	.389	.500	.889	1
DS	Totals	.355	11	31	8	11	0	0	3	3	0	0	0	5	10	1	0	.444	.645	1.090	3

SCHWARBER'S LEAGUE CHAMPIONSHIP SERIES STATISTICS

YEAR	CLUB, OPP	AVG	G	AB	R	H	2B	3B	HR	RBI	SH	SF	HP	BB	SO	SB	CS	OBP	SLG	OPS	E
2015	CHI, NYM	.143	4	14	2	2	0	0	2	3	0	0	0	2	5	0	0	.250	.571	.821	0
2016	CHI, LAD	Injured – Did not play																			
2017	CHI, LAD	.167	4	12	1	2	0	0	1	1	0	0	0	2	2	0	0	.286	.417	.702	0
2021	BOS, HOU	.120	6	25	2	3	1	0	1	4	0	0	0	2	7	0	0	.185	.280	.465	1
LCS	Totals	.137	14	51	5	7	1	0	4	8	0	0	0	6	14	0	0	.228	.392	.620	1

SCHWARBER'S WORLD SERIES STATISTICS

YEAR	CLUB, OPP	AVG	G	AB	R	H	2B	3B	HR	RBI	SH	SF	HP	BB	SO	SB	CS	OBP	SLG	OPS	E
2016	CHI, CLE	.412	5	17	2	7	1	0	0	2	0	0	0	3	4	1	0	.500	.471	.971	0

SCHWARBER'S ALL-STAR GAME STATISTICS

YEAR	CLUB, SITE	AVG	G	AB	R	H	2B	3B	HR	RBI	SH	SF	HP	BB	SO	SB	CS	OBP	SLG	OPS	E
2021	NL, COL	Injured – Did not play																			

SCHWARBER'S CAREER TRANSACTIONS

- Selected by Chicago Cubs in the first round (4th overall) of the June 2014 draft
- On injured list with a torn ACL and LCL in his left knee and severely sprained left ankle, April 8, 2016 through the remainder of the season
- Signed by Washington Nationals as a free agent, January 9, 2021
- On COVID-related injured list, April 6-11, 2021
- On injured list with a right hamstring strain, July 3-August 12, 2021; included rehab assignment to Pawtucket, August 12
- Traded to Boston Red Sox for Aldo Ramirez (rhp), July 29, 2021
- Signed by Philadelphia as a free agent, March 20, 2022

SCHWARBER'S CAREER FIELDING

POSITION	PCT	G	PO	A	E	TC	DP	PB
Outfield	.981	550	795	33	16	844	4	
Catcher	.969	26	120	7	4	131	1	2
First base	.985	11	65	1	1	67	8	

SCHWARBER'S GAME HIGHS

HITS: 4 – 2 times, last: 7/2/15 at CIN... **RUNS:** 4 – 2 times, last: 9/22/21 vs NYM... **DOUBLES:** 2 – 8 times, last: 8/15/21 vs BAL... **TRIPLES:** 1... **HOME RUNS:** 3 – 6/20/21 vs NYM... **RBI:** 7 – 7/28/19 at MIL... **WALKS:** 4 – 3 times, last: 8/26/21 vs MIN... **STOLEN BASES:** 2 – 5/13/18 vs CWS... **HITTING STREAK:** 8 games – 2 times, last: 9/19-28/19

SCHWARBER'S NOTABLE HOMERS

GRAND SLAMS: 4 – 6/13/17 vs STL (Mike Leake); 7/28/19 at MIL (Zach Davies); 9/5/19 at MIL (Drew Pomeranz); 8/30/20 at CIN (Jose De Leon)... **INSIDE-THE-PARK HR:** None... **LEADOFF HR:** 13 – 5/29/19 at HOU (Wade Miley); 6/13/19 at LAD (Clayton Kershaw); 6/18/19 vs CWS (Ivan Nova); 6/27/19 vs ATL (Bryse Wilson); 6/12/21 vs SF (gm 1) (Kevin Gausman); 6/13/21 vs SF (Johnny Cueto); 6/19/21 vs NYM (gm 2) (Taijuan Walker); 6/24/21 at MIA (Cody Poteet); 6/28/21 vs NYM (Jerad Eickhoff); 6/29/21 vs TB (Rich Hill); 9/3/21 vs CLE (Cal Quantrill)... **PINCH HR:** 1 – 6/11/17 vs COL (Jordan Lyles)... **WALK-OFF HR:** 3 – 7/16/19 vs CIN (Raisel Iglesias); 4/16/21 vs ARI (Alex Young); 4/30/21 vs MIA (Yimi Garcia)



JEAN SEGURA

2

B-T: R-R

HT: 5-10; **WT:** 215

OPENING DAY AGE: 32

BORN: March 17, 1990, San Juan, DR

RESIDES: San Juan, DR

ML SERVICE: 9 years, 65 days

HOW OBTAINED: Acquired from Seattle Mariners with Juan Nicasio and James Pazos for J.P. Crawford and Carlos Santana, 12/3/18

@jeansegura02
 @elmambodesegura

Infielder

2021

- Among all NL players, ranked 4th in infield hits (22), T-6th in three-hit games (13), 8th in singles (105) and T-8th in four-hit games (2)
- Collected four walk-off RBI, which tied the franchise record for a single season, joining Tony Taylor (1970) and Juan Samuel (1985)
- Helped turn 85 double plays, which led all NL 2nd basemen
- Had a career-high 13 game-winning RBI after totaling 12 game-winning RBI from 2018-20
- Tied his career high with 39 walks (also: 2016)
- His 14 HR were his most since he had a career-high 20 HR in 2016 with ARI; logged his sixth career 10-HR season
- On Opening Day, 4/1 vs ATL, hit a walk-off RBI single in the 10th inning
- Was the third player in franchise history to collect a walk-off RBI on Opening Day, joining Mike Schmidt (1974) and John Mayberry Jr. (2011); was the first to do so in extra innings
- Became one of three Phillies players since 1900 to start an Opening Day at 2nd base, 3rd base and SS, joining Barney Friberg and Granny Hamner
- Posted his ninth career hitting streak of at least 10 games from 4/9-19 (10 G, .429)
- His double on 4/19 vs SF was the 200th of his career
- Was on the 10-day IL, 4/21-5/6, with a right quad strain; appeared in two games with Lehigh Valley (AAA) on a rehab assignment
- Recorded a walk-off hit in consecutive games – 6/10 vs ATL (single in 10th inn.) and 6/12 vs NYY (single in 10th inn.) – becoming the first Phillie to do so since Juan Samuel on 6/21-22/85 vs PIT (2B, HR)
- Joined Chase Utley (3 G, 9/22-24/06) as the only two Phillies players to record three consecutive three-hit games at Citizens Bank Park since the ballpark opened in 2004
- Was on the 10-day IL, 6/16-28, with a left groin strain
- Posted his 20th career game with at least four hits on 7/6 at CHI; also scored a career-high four runs in that game
- Slugged his 12th career leadoff HR and third of the season on 8/3 at WSH (Patrick Corbin); others in 2021: 7/10 at BOS and 7/21 at NYY
- Collected his seventh career walk-off RBI (4th of the season) on 8/27 vs ARI
- Hit his first career grand slam on 9/6 at MIL (Daniel Norris)
- On 9/16 vs CHI, logged his third career game with at least three hits, three RBI and three runs (others: 9/14/16 vs COL and 4/28/18 at CLE)
- Recorded his sixth career multi-HR game and first as a Phillie on 9/18 at NYM (last: 9/26/16 with ARI, at WSH)

SEGURA PHAST PHACTS

- 2-time All-Star (2013, NL and 2018, AL)
 - NL hits leader in 2016
 - On the first pitch of a plate appearance, hit .508 (30-59) with 14 XBH and a 1.440 OPS
 - Hit 10 HR in 70 games (308 PA) following the All-Star break after hitting four HR in 61 games (259 PA) before the break
- ## 2020
- Among all NL players, ranked T-1st in four-hit games (2), T-3rd in infield hits (10) and T-10th in triples (2)
 - His 10.6% walk rate marked a career high and more than doubled his 4.9% mark from 2019
 - Made his eighth career Opening Day roster
 - Homered in consecutive games, 8/10-11, for the seventh time in his career
 - Had a nine-game hitting streak (.281 AVG) from 8/10-21
 - On 9/7 at NYM, became just the third Phillie (since 1920) to have a game with at least four hits, five RBI and a go-ahead HR in extra innings, joining Mike Schmidt (4/17/1976 at CHI) and Chuck Klein (7/10/1936 vs PIT)
 - Had a career-high five RBI on 9/7; it was also his 17th career game with at least four hits
 - Reached base safely in a career-best eight straight plate appearances (6 H, BB, HBP) from 9/16-17
 - In his final 25 games (beginning 9/4), slashed .307/.371/.477 with 4 2B, 3B, 3 HR, 13 RBI, 8 BB
 - Batted .571 (4-7), 2 2B, 10 RBI with the bases loaded
 - Defensively, made starts at 2nd base (30), 3rd base (21) and SS (2)

2019

- Among all NL players, finished T-1st in infield hits (25) and T-8th in doubles (37)
- Averaged 8.47 plate appearances per strikeout, which made him the 3rd-most difficult NL hitter to strike out
- Led the Phillies in 3-hit games (13)
- Made his seventh career Opening Day roster
- Reached base safely in each of his first 10 games of the season; was the longest on-base streak of his career to start a season
- Hit his first career HR as a Phillie in the 14th inning on 4/14 at MIA (Wei-Yin Chen); it was a two-run, game-winning HR
- Was on the 10-day IL with a left hamstring strain from 4/20-26 (retro to 4/17)

- Collected his 15th multi-hit effort in his 32nd game of the season, 5/15 vs MIL; was the fastest Phillie to reach 15 multi-hit games to begin a season since 2008, when Chase Utley did so in his 27th game that year
- His 16-game hitting streak (.343 AVG) from 5/10-25 was the second-longest of his career (17-game hitting streak from 4/30-5/18/17); was the longest hitting streak by a Phillie during the season
- Logged his 16th career game with at least four hits on 6/24 vs NYM
- Slugged his first career walk-off HR, 6/27 vs NYM (Edwin Diaz); it was his third career walk-off hit
- Hit his 11th HR of the year in his 91st game on 7/26; had 10 HR over 144 games in 2018
- Played in his 1,000th career game, 8/4 vs CWS
- Had two games with a HR and SB: 6/10 vs ARI and 9/12 vs ATL
- His 37 doubles were his most since a career-high 41 doubles in 2016; was the first Phillies shortstop with 37 doubles in a season since 2009 (Jimmy Rollins, 43)
- Hit .336 (39-116), 10 2B, 3B, 5 HR, 12 RBI, BB, HBP in the first inning
- Batted .298 (36-121), 6 2B, 2 3B, 2 HR, 45 RBI with RISP
- Had 53 XBH in 144 games (618 PA) after collecting 42 XBH in 144 games (632 PA) in 2018
- Collected more than 40 XBH for the fourth straight season (since 2016)

2018

- Among all AL players, ranked 1st in three-hit games (20, 1st in MLB), T-1st in infield hits (36, T-1st in MLB), 6th in hits (178) and 7th in AVG (.304)
- Won the AL Final Vote and made his second career All-Star team (other: 2013, NL); went 2-for-2 with a 3-run, pinch-hit, go-ahead HR off MIL reliever Josh Hader
- Was one of just four players in the majors with a .300 or better AVG from 2016-18, joining José Altuve, Freddie Freeman and Mike Trout
- Became the second SEA shortstop ever with at least 175 hits in a season, joining Alex Rodriguez, who had four such seasons (215 in 1996, 213 in 1998, 176 in 1997 and 175 in 2000)
- Had a career-high four stolen bases, 5/15 vs TEX
- Hit safely in 33 of 42 games from 5/9-6/29, batting .385 (67-174) with 23 multi-hit games
- Was on the paternity leave list, 8/17-20
- Ranked 9th in the majors in road AVG (.313, 51-163)

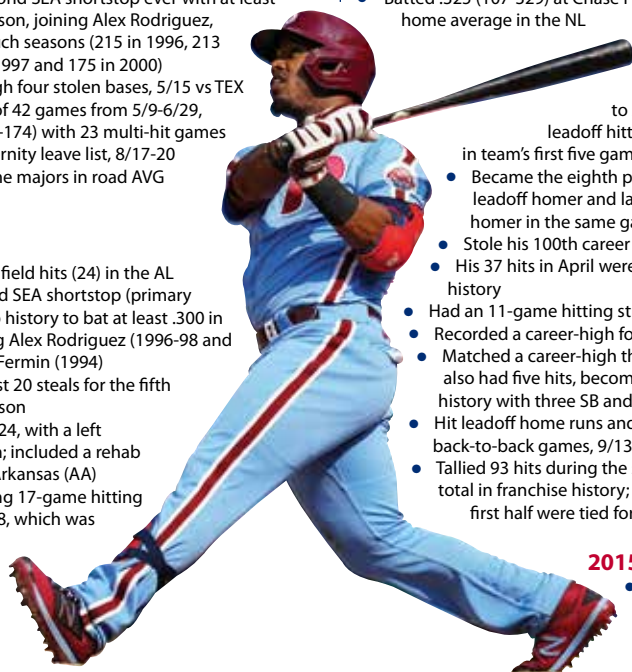
2017

- Ranked 3rd in infield hits (24) in the AL
- Became the third SEA shortstop (primary position) in club history to bat at least .300 in a season, joining Alex Rodriguez (1996-98 and 2000) and Felix Fermin (1994)
- Recorded at least 20 steals for the fifth consecutive season
- Was on IL, 4/11-24, with a left hamstring strain; included a rehab assignment to Arkansas (AA)
- Had a career-long 17-game hitting streak, 4/30-5/18, which was also the longest of the season by a SEA player, T-3rd in the AL and 5th in MLB

- In 28 games during May, batted .358 (43-120), 18 R, 7 2B, .417 OBP, ranking 2nd in the AL in hits and 5th in AVG in the month
- Was on the IL, 6/2-20, with a right ankle sprain; included a rehab assignment to Tacoma (AAA)
- His .349 AVG (89-255) at the All-Star break led all AL players with at least 270 PA
- Batted .336 (82-244) against AL West opponents, the best AVG among all players with 125 plate appearances against the division

2016

- Among all NL players, finished 1st in hits (203) & AB (637), T-4th in infield hits (27), 5th in AVG (.319), T-5th in doubles (41) & SB (33), 6th in total bases (318), T-7th in runs (102) and T-8th in triples (7)
- Became one of just eight players in ML history with .300+ AVG, 100+ runs, 200+ hits, 40+ 2B, 20+ HR and 30+ SB
- Was the second player in ARI team history with 200+ hits in a single season (203), joining Luis Gonzalez (206 in 1999)
- Was the first ARI player with 30+ hits in six different months in a season and the first NL player to do so since Hanley Ramirez and Jimmy Rollins in 2007
- Among NL leadoff hitters, ranked 1st in hits (198), T-1st in triples (7), 2nd in total bases (310), T-2nd in HR (20), 3rd in RBI (63) and 5th in AVG (.319)
- Recorded four multi-homer games, one shy of the ML record by a leadoff hitter (5 times; last: Blackmon, 2016)
- Set career highs in nearly every offensive category
- Posted a .985 fielding percentage and led all NL infielders with 428 assists
- His eight leadoff home runs were T-2nd-most in MLB and one shy of the club record
- Named a finalist for a Players Choice Award as NL Comeback Player of the Year (also: José Fernández and Rich Hill)
- Hit .333 (161-484) vs RHP, the 5th-best mark in the majors
- Batted .325 (107-329) at Chase Field, the 4th-highest home average in the NL



- Was the first ARI player to have five multi-hit games to start a season and fifth leadoff hitter in ML history to do so in team's first five games
- Became the eighth player all-time to hit a leadoff homer and later hit an inside-the-park homer in the same game, 4/7 vs CHI
- Stole his 100th career base, 4/28 vs STL
- His 37 hits in April were T-2nd-most in club history
- Had an 11-game hitting streak from 4/30-6/29
- Recorded a career-high four walks, 6/25 vs COL
- Matched a career-high three SB on 8/19 at SD and also had five hits, becoming the 13th player in NL history with three SB and five hits in a game
- Hit leadoff home runs and had multiple homers in back-to-back games, 9/13-14
- Tallied 93 hits during the second half, the highest total in franchise history; his 110 hits during the first half were tied for 4th-most in club history

2015

- Led the team and ranked 7th in the NL in SB (25); was his third consecutive season of at least 20 steals

- Became just the sixth player in MIL history to produce at least three seasons of 20+ stolen bases, joining Tommy Harper, Paul Molitor, Mike Felder, Ryan Braun and Carlos Gomez
- Was on IL 5/13-28 (fractured right pinky)

2014

- Became the first shortstop in MIL franchise history to produce consecutive seasons of at least 20 stolen bases
- Tied Ryan Braun for the team lead in triples (6)
- From 5/22-6/8, hit leadoff in 17 straight games, batting .438 (7-16, BB) with eight runs in the first inning of those starts
- Recorded the first multi-homer game of his career, 6/20 at COL
- Batted .319 (29-91) over his last 32 games, raising his AVG from .230 to .246
- Made 139 starts, all at SS

2013

- Among all NL players, finished 1st in infield hits (44), 2nd in SB (44), T-2nd in triples (10) and 8th in hits (173)
- Made his first career All-Star team, joining Robin Yount (1980, 1982-83), José Hernandez (2002) and J.J. Hardy (2007) as the only shortstops in MIL history to do so
- Led MIL in AVG (.294), hits and steals and his 44 infield hits were a franchise record
- Was named to his first career Opening Day roster
- Hit his first ML home run, 4/5 vs ARI (Wade Miley)
- Named NL Player of the Week, 5/6-5/12
- Tied the franchise record with six hits, all singles, on 5/28 vs MIN
- Made 143 starts, all at SS

2012

- Began season with Arkansas
- Named to the World Team for the All-Star Futures Game
- Selected as a Texas League All-Star
- Finished 4th in the TL in steals (33) and 9th in AVG (.294)
- Was recalled by LAA on 7/22
- Made his ML debut on 7/24 vs KC, starting at SS in his only game with the team
- Was traded to MIL with RHP Johnny Hellweg and RHP Ariel Peña in exchange for RHP Zack Greinke on 7/27 and assigned to Huntsville (AA)
- Was recalled by MIL on 8/6
- Made 43 starts with MIL, all at SS
- Batted .329 (23-70) over his final 22 games
- Recorded his first ML hit with an infield single off Mat Latos on 8/8 vs CIN

- Following the season, played for Cibao in the Dominican Winter League, where he won the batting title (.324, 48-148)

2011

- Attended spring training with LAA as a non-roster invitee
- Spent majority of the season with Inland Empire (A)
- Batted .344 (31-90) in 21 April games
- Was on the IL from 5/12-18 and 5/29-8/29 with a left hamstring strain; included a rehab assignment to Arizona League Angels (R)
- After coming off the IL, finished the season with four straight multi-hit games
- Played for Scottsdale in the Arizona Fall League and Cibao in the Dominican Winter League
- Following the season, was named the No. 2 prospect in the LAA organization by *Baseball America*

2010

- Spent season with Cedar Rapids (A)
- Named a Midwest League All-Star
- Led the MWL in hits (161), was 3rd in AVG (.313) & steals (50) and T-4th in runs (89) & triples (12)
- Batted .353 (48-136) over his final 34 games
- Following the season, was named the No. 3 prospect in the LAA organization by *Baseball America*
- Played for Cibao in the DWL

2009

- Began season with Salt Lake (AAA)
- Batted .421 (8-19) in seven games before being transferred to Orem (R) on 6/19
- Had a 22-game hitting streak, 7/4-29, batting .375 (39-104) during the streak
- Was on the IL from 8/6 through the remainder of the season with a broken finger in his right hand

2008

- Was limited to just 11 games with Arizona League Angels due to a fractured left leg suffered on 7/5

2007

- Began pro career with Dominican Summer League Angels (R)
- Named to the DSL postseason All-Star team

PERSONAL

Jean Carlos Enrique Segura... Married, wife's name is Kellen; has three sons, Juan Diego, Giancarlo and Jacob... **Hobbies:** Playing dominoes and driving his dune buggy... **Signed by:** Leo Perez

JEAN SEGURA'S CAREER TRANSACTIONS

- Signed by Los Angeles Angels as an amateur free agent, January 22, 2007
- Traded to Milwaukee Brewers with Johnny Hellweg (rhp) and Ariel Peña (rhp) for Zack Greinke (rhp), July 27, 2012
- On injured list with a fractured right pinky, May 13-28, 2015
- Traded to Arizona Diamondbacks with Tyler Wagner (rhp) for Chase Anderson (rhp), Aaron Hill (inf) and Isan Diaz (inf), January 30, 2016
- Traded to Seattle Mariners with Mitch Haniger (of) and Zac Curtis (lhp) for Taijuan Walker (rhp) and Ketel Marte (inf), November 23, 2016
- On injured list with a right hamstring strain, April 11-24, 2017; included rehab assignment to Arkansas, April 11-20
- On injured list with a right high ankle sprain, June 2-20, 2017; included rehab assignment to Tacoma, June 19-20
- Traded to Philadelphia with Juan Nicasio (rhp) and James Pazos (lhp) for J.P. Crawford (ss) and Carlos Santana (1b), December 3, 2018
- On injured list with a left hamstring strain, April 17-26, 2019
- On injured list with a right quad strain, April 21-May 6, 2021; included rehab assignment to Lehigh Valley, May 4-5
- On injured list with a left groin strain, June 16-28, 2021

SEGURA'S CAREER STATISTICS

YEAR	CLUB	AVG	G	AB	R	H	2B	3B	HR	RBI	SH	SF	HP	BB	SO	SB	CS	OBP	SLG	OPS	E
2007	DSL Angels	.324	61	219	39	71	5	2	2	31	7	1	3	22	28	22	6	.392	.393	.785	10
2008	AZL Angels	.250	11	36	13	9	0	0	0	4	0	0	1	6	5	1	0	.372	.250	.622	2
2009	Orem	.346	36	162	33	56	10	4	3	21	1	1	2	11	11	11	3	.392	.512	.904	7
	Salt Lake	.421	7	19	2	8	2	0	0	2	0	0	0	4	0	0	0	.421	.526	.947	0
2010	Cedar Rapids	.313	130	515	89	*161	24	12	10	79	11	8	2	45	72	50	10	.365	.464	.829	13
2011	Inland Empire	.281	44	185	26	52	9	4	3	21	0	1	1	15	26	18	6	.337	.422	.759	5
	AZL Angels	.367	8	30	5	11	4	0	1	5	0	0	0	3	0	0	0	.367	.600	.967	1
2012	Arkansas	.294	94	374	50	110	10	5	7	40	6	3	8	23	57	33	13	.346	.404	.750	18
	LOS ANGELES-AL	.000	1	3	0	0	0	0	0	0	0	0	0	2	0	0	0	.000	.000	.000	0
	Huntsville	.433	8	30	7	13	3	0	0	4	1	1	1	4	4	4	0	.500	.533	1.033	0
	MILWAUKEE	.264	44	148	19	39	4	3	0	14	1	1	0	13	21	7	1	.321	.331	.652	10
2013	MILWAUKEE	.294	146	588	74	173	20	10	12	49	2	2	6	25	84	44	13	.329	.423	.752	15
2014	MILWAUKEE	.246	146	513	61	126	14	6	5	31	10	2	4	28	70	20	9	.289	.326	.615	16
2015	MILWAUKEE	.257	142	560	57	144	16	5	6	50	3	2	6	13	93	25	6	.281	.336	.617	19
2016	ARIZONA	.319	153	*637	102	*203	41	7	20	64	4	2	12	39	101	33	10	.368	.499	.867	9
2017	SEATTLE	.300	125	524	80	157	30	2	11	45	0	1	6	34	83	22	8	.349	.427	.776	17
	Arkansas+	.091	3	11	1	1	0	0	0	0	0	0	1	0	0	0	0	.167	.091	.258	0
	Tacoma+	.125	2	8	2	1	0	0	0	0	0	0	0	2	0	0	0	.125	.125	.250	0
2018	SEATTLE	.304	144	586	91	178	29	3	10	63	4	6	4	32	69	20	11	.341	.415	.755	17
2019	PHILLIES	.280	144	576	79	161	37	4	12	60	1	3	8	30	73	10	2	.323	.420	.743	20
2020	PHILLIES	.266	54	192	28	51	5	2	7	25	1	0	1	23	45	2	2	.347	.422	.769	3
2021	PHILLIES	.290	131	514	76	149	27	3	14	58	1	4	9	39	78	9	3	.348	.436	.784	11
	Lehigh Valley+	.750	2	4	2	3	1	0	0	0	0	1	0	0	0	0	0	.800	1.000	1.800	0
Minors Totals		.311	406	1593	269	496	68	27	26	207	26	15	19	127	212	139	38	.366	.437	.803	56
AL Totals		.301	270	1113	171	335	59	5	21	108	4	7	10	66	154	42	19	.344	.420	.763	34
NL Totals		.281	960	3728	496	1046	164	40	76	351	23	16	46	210	565	150	46	.326	.407	.733	104
ML Totals		.285	1230	4841	667	1381	223	45	97	459	27	23	56	276	719	192	65	.330	.410	.740	138

* League leader
+ Rehab assignment

SEGURA'S WORLD BASEBALL CLASSIC STATISTICS

YEAR	CLUB	AVG	G	AB	R	H	2B	3B	HR	RBI	SH	SF	HP	BB	SO	SB	CS	OBP	SLG	OPS	E
2017	Dominican Rep.	.364	2	11	2	4	2	0	0	3	0	0	0	0	4	1	0	.364	.545	.909	0

SEGURA'S ALL-STAR GAME STATISTICS

YEAR	CLUB, SITE	AVG	G	AB	R	H	2B	3B	HR	RBI	SH	SF	HP	BB	SO	SB	CS	OBP	SLG	OPS	E
2013	NL, NYM	.000	1	1	0	0	0	0	0	0	0	0	0	0	0	0	0	.000	.000	.000	0
2018	AL, WSH	1.000	1	2	2	2	0	0	1	3	0	0	0	0	0	0	0	1.000	2.500	3.500	0
ASG Totals		.667	2	3	2	2	0	0	1	3	0	0	0	0	0	0	0	.667	1.667	2.334	0

SEGURA'S CAREER FIELDING

POSITION	PCT	G	PO	A	E	TC	DP
Second base	.985	302	470	802	20	1292	185
Third base	.964	24	13	40	2	55	4
Shortstop	.969	910	1097	2518	116	3731	523

SEGURA'S GAME HIGHS

HITS: 6 – 5/28/13 vs MIN... **RUNS:** 4 – 7/6/21 at CHI... **DOUBLES:** 2 – 13 times, last: 8/1/21 at PIT... **TRIPLES:** 2 – 6/17/14 at ARI...
HOME RUNS: 2 – 6 times, last: 9/18/21 at NYM... **RBI:** 5 – 9/7/20 at NYM... **WALKS:** 4 – 6/25/16 at COL... **STOLEN BASES:** 4 – 5/15/18 vs TEX... **HITTING STREAK:** 17 games – 4/30-5/18/17

SEGURA'S NOTABLE HOMERS

GRAND SLAMS: 1 – 9/6/21 at ML (Daniel Norris)... **INSIDE-THE-PARK HR:** 1 – 4/7/16 vs CHI (John Lackey)... **LEADOFF HR:** 12 – 6/5/15 at MIN (Kyle Gibson); 4/7/16 vs CHI (John Lackey); 7/8/16 at SF (Jeff Samardzija); 7/22/16 at CIN (Dan Straily); 7/30/16 at LAD (Scott Kazmir); 9/13/16 vs COL (Jorge De La Rosa); 9/14/16 vs COL (Jeff Hoffman); 9/17/16 vs LAD (Brock Stewart); 9/27/16 at WSH (Max Scherzer); 7/10/21 at BOS (Martin Perez); 7/21/21 at NYY (Asher Wojciechowski); 8/3/21 at WSH (Patrick Corbin)...
PINCH HR: None... **WALK-OFF HR:** 1 – 6/27/19 vs NYM (Edwin Diaz)



RYAN SHERRIFF

B-T: L-L

HT: 6-1; **WT:** 195

OPENING DAY AGE: 31

BORN: May 25, 1990, Culver City, CA

RESIDES: Los Angeles, CA

ML SERVICE: 1 year, 31 days

HOW OBTAINED: Claimed off waivers from Tampa Bay Rays, 11/5/21

60

@KingSherriff
@kingsherriff

Left-Handed Pitcher

2021

- Made his first Opening Day roster with TB
- Made 16 appearances over six stints with TB
- Placed on restricted list on 4/3 to take some time away from the game; was reinstated and optioned to Durham (AAA), 5/9
- In his final 11 appearances with TB, posted a 3.27 ERA (4 ER, 11.0 IP)
- On 8/4 vs SEA, earned his first save of the season and second of his career

2020

- Began season at TB's alternate training site
- Had two stints with TB: 8/26-9/3 and 9/10-end of season
- His appearance on 8/26 vs BAL was his first in the majors since 5/7/18 (841 days)
- On 9/18 vs BAL, pitched a perfect ninth inning for his first ML save
- Made two scoreless appearances in the World Series for TB in Games 3 and 5, after not appearing on the Wild Card Series, ALDS or ALCS rosters

2019

- Spent first season in TB's organization
- Missed majority of the season rehabbing from Tommy John surgery
- Made four rehab appearances for Gulf Coast League Rays (R), 8/6-22 and made two appearances with Charlotte (A) after being reinstated from the IL

2018

- Was with STL from 3/31-5/7, which included an IL stint, 4/6-5/2, with a right big toe fracture
- Had a rehab assignment to Memphis (AAA), 4/27-5/2, and was optioned to Memphis on 5/7
- Underwent Tommy John surgery on 6/4 (Dr. Neal ElAttrache)
- Released on 8/26

2017

- Named a Pacific Coast League midseason All-Star
- Split season between Memphis and STL
- Had his contract selected by STL on 8/23
- Made his ML debut on 8/25 vs TB, throwing 3.0 scoreless relief innings
- Earned his first ML win, 9/6 at SD

2016

- Named a PCL midseason All-Star
- Spent entire season with Memphis
- Following the season, made nine appearances for Glendale in the Arizona Fall League
- Also pitched for Team Israel in the qualifying rounds for the 2017 World Baseball Classic

2015

- Spent majority of the season with Springfield (AA)
- Was placed on the IL on 4/12 with a left knee injury and was not reinstated until 6/21

2014

- Spent majority of the season with Springfield
- Converted to a reliever after only starting in his first three pro seasons
- Had his first triple-A stint with Memphis, 8/9-21

2013

- Spent majority of the season with Palm Beach (A)
- Was on the IL, 4/4-5/4 (right hamstring strain)
- Named Florida State League Pitcher of the Week, 7/29-8/5
- On 8/3 at Dunedin, pitched a one-hit shutout, facing one over the minimum; his no-hit bid was spoiled on a ninth-inning leadoff single
- Promoted to Springfield for a stint, 5/24-6/21, before returning to Palm Beach

2012

- Spent season with Palm Beach
- Ranked 5th in the FSL in wins (10)
- Named STL's Minor League Pitcher of the Month for June

2011

- Began pro career with Johnson City (R)
- Was promoted to Batavia (A) on 8/15 for the remainder of the season

PERSONAL

Ryan Sebastian Sherriff... Graduated from Culver City High School (CA) and attended Glendale Community College (CA) and West Los Angeles College (CA)... Pitched for Team Israel in the 2017 World Baseball Classic qualifying rounds...

Signed by: Jamal Strong

RYAN SHERRIFF'S CAREER STATISTICS

YEAR	CLUB	W-L	ERA	G	GS	CG	SHO	SV	IP	H	R	ER	HR	HB	BB	SO	WP	BK	AVG
2011	Johnson City	2-2	4.54	9	5	0	0	0	33.2	38	18	17	4	0	8	24	3	0	.297
	Batavia	1-1	2.70	3	3	0	0	0	16.2	14	5	5	0	1	2	7	2	0	.230
2012	Palm Beach	10-3	3.25	16	16	1	1	0	97.0	79	40	35	7	1	20	57	2	1	.217
2013	Palm Beach	4-4	2.31	13	13	1	1	0	78.0	67	25	20	3	1	13	41	2	1	.231
	Springfield	2-1	3.33	5	5	0	0	0	27.0	34	10	10	0	1	9	18	2	0	.318
2014	Springfield	2-7	2.64	40	3	0	0	2	64.2	63	21	19	3	1	19	48	3	0	.266
	Memphis	0-0	6.75	4	0	0	0	0	4.0	9	3	3	1	0	1	4	0	0	.450
2015	Springfield	1-1	3.15	27	0	0	0	0	34.1	36	13	12	4	0	12	31	1	0	.269
	Memphis	0-0	1.69	3	0	0	0	0	5.1	3	1	1	1	0	3	2	0	0	.167
2016	Memphis	7-1	2.84	49	0	0	0	3	66.2	66	27	21	4	0	23	55	0	1	.256
2017	Memphis	5-1	3.19	48	0	0	0	6	53.2	40	22	19	2	1	13	47	3	0	.207
	ST. LOUIS	2-1	3.14	13	0	0	0	0	14.1	13	5	5	2	1	4	15	0	0	.236
2018	ST. LOUIS	0-0	6.35	5	0	0	0	0	5.2	8	4	4	1	1	2	3	0	0	.333
	Memphis	0-1	6.75	5	0	0	0	0	4.0	6	3	3	1	1	1	4	0	0	.375
2019	GCL Rays	0-0	0.00	4	2	0	0	0	4.0	5	2	0	0	0	0	3	0	0	.250
	Charlotte	0-1	3.00	2	0	0	0	1	3.0	5	1	1	0	0	0	0	1	0	.385
2020	TAMPA BAY	1-0	0.00	10	0	0	0	1	9.2	6	0	0	0	0	2	2	0	0	.188
2021	TAMPA BAY	0-1	5.52	16	0	0	0	1	14.2	14	11	9	0	4	9	16	2	0	.241
	Durham	5-4	2.81	32	2	0	0	1	25.2	18	9	8	1	1	14	28	1	0	.198
Minors Totals		39-27	3.03	260	49	2	2	13	517.2	483	200	174	31	8	138	369	20	3	.248
AL	Totals	1-1	3.33	26	0	0	0	2	24.1	20	11	9	0	4	11	18	2	0	.222
NL	Totals	2-1	4.05	18	0	0	0	0	20.0	21	9	9	3	2	6	18	0	0	.266
ML	Totals	3-2	3.65	44	0	0	0	2	44.1	41	20	18	3	6	17	36	2	0	.243

2022 PHILLIES

SHERRIFF'S WORLD SERIES STATISTICS

YEAR	CLUB, OPP	W-L	ERA	G	GS	CG	SHO	SV	IP	H	R	ER	HR	HB	BB	SO	WP	BK	AVG
2020	TB, LAD	0-0	0.00	2	0	0	0	0	2.0	0	0	0	0	0	1	1	0	0	.000

SHERRIFF'S CAREER TRANSACTIONS


- Selected by Washington Nationals in 33rd round of June 2010 draft, but did not sign
- Selected by St. Louis Cardinals in 28th round of June 2011 draft
- On injured list with a right big toe fracture, April 6-May 2, 2018; included rehab assignment to Memphis, April 27-May 2
- Signed by Tampa Bay Rays as a minor league free agent, October 17, 2018
- Claimed off waivers by Philadelphia, November 5, 2021

SHERRIFF'S CAREER FIELDING

POSITION	PCT	G	PO	A	E	TC	DP
Pitcher	1.000	44	3	5	0	8	0

SHERRIFF'S GAME HIGHS

LOW-HIT CG: N/A... **SHUTOUTS:** N/A... **STRIKEOUTS:** 4 – 8/25/17 vs TB... **WALKS:** 2— 2 times, last, 8/15/21 at MIN... **LONGEST OUTING:** 3.0 inn. – 8/25/17 vs TB... **WINNING STREAK:** 3 games – 9/6/17-8/26/20... **LOSING STREAK:** N/A... **SCORELESS STREAK:** 9.2 inn. – 8/26-9/27/20



BRYSON STOTT

73

B-T: L-R

HT: 6-2; **WT:** 208

OPENING DAY AGE: 24

BORN: October 6, 1997, Las Vegas, NV

RESIDES: Las Vegas, NV

HOW OBTAINED: Selected by Phillies in 1st round (14th overall) of June 2019 draft

@bryson_stott10
 @bryson_stott10

Non-Roster Invitee Infielder

2021

- Was the recipient of the Paul Owens Award, presented annually to the organization's top minor league player
- Started at 2nd base for the NL team in the All-Star Futures Game at Coors Field
- Posted a .299/.390/.486 slash line with 26 2B, 2 3B, 16 HR, 49 RBI, 71 R, 65 BB and 10 SB in 112 combined games with Jersey Shore (A), Reading (AA) and Lehigh Valley (AAA)
- Led all Phillies minor leaguers (min. 225 PA) in hits (125), runs, total bases (203), AVG, OBP and OPS (.876)
- Named an Organization All-Star by MiLB.com
- Was a non-roster invitee to ML spring training
- Began the season with Jersey Shore and was promoted to Reading, 6/1
- Promoted to Lehigh Valley, 9/22
- Among qualifying Double-A Northeast hitters, ranked 2nd in AVG (.301), 7th in OBP (.368) and 9th in OPS (.848)
- Named Phillies Minor League Hitter of the Month in both May and August, collecting the most hits (42) across the minors during the latter month
- Reached base safely in 31 of 32 games, 7/31-9/14, including a 19-game on-base streak, 8/15-9/14, during which he posted a .411/.477/.630 slash line
- Following the season, played for Peoria in the Arizona Fall League and posted a .318/.445/.489 slash line with 7 2B, 1 3B, 2 HR, 31 RBI, 20 R and 24 BB to 14 SO in 26 games
- Led the AFL in RBI & walks and was T-1st in games
- Reached base safely in all 26 of his games with Peoria
- Played in the AFL's Fall Stars Game
- Following the season, was named the No. 3 prospect and the best hitter for average in the Phillies minor league system by *Baseball America*; was also named the No. 67 prospect in baseball by the same publication
- Was also named the No. 97 prospect in baseball by MLB Pipeline

2020

- Appeared in one spring training game with the Phillies, 2/28 vs ATL
- Was added to the club's player pool, 7/29, and spent the remainder of the summer at the alternate training site in Lehigh Valley
- Following the season, was named the No. 3 prospect in the Phillies system by *Baseball America* for the second year in a row

2019

- Began his professional career with Gulf Coast League Phillies East (R) and was promoted to Williamsport (A) on 7/14
- Named a New York-Penn League All-Star
- Selected as Phillies Minor League Defender of the Month for July
- Chosen twice as Phillies Minor League Player of the Week: 7/8-14 and 8/5-11
- Slashed .324/.405/.490 in 28 August games
- Participated in Florida Instructional League
- Following the season, was named the No. 3 prospect in the Phillies system by *Baseball America*

PERSONAL


Bryson Jeremy Stott... 2016 graduate of Desert Oasis High School (NV)... Attended University of Nevada, Las Vegas... Was a semifinalist for the 2019 Golden Spikes Award and a finalist for the Brooks Wallace Award for the nation's top collegiate shortstop... During his sophomore campaign at UNLV, led the nation with 30 doubles... Batted .340 with 61 2B, 7 3B, 15 HR, 97 RBI, 157 R, 109 BB, 34 SB, .433 OBP and .515 SLG in 171 games over his three-year collegiate career... Became the first collegiate shortstop selected by the Phillies in the 1st round of the amateur draft since it was first held in 1965... **Signed by:** Mike Garcia

BRYSON STOTT'S CAREER STATISTICS

YEAR	CLUB	AVG	G	AB	R	H	2B	3B	HR	RBI	SH	SF	HP	BB	SO	SB	CS	OBP	SLG	OPS	E
2019	GCL Phillies-E	.667	4	9	3	6	1	1	1	3	0	0	0	2	0	0	0	.727	1.333	2.061	0
	Williamsport	.274	44	157	27	43	8	2	5	24	1	0	2	22	39	5	3	.370	.446	.816	3
2020	Did not play																				
2021	Jersey Shore	.288	22	73	18	21	4	0	5	10	0	0	0	22	22	3	2	.453	.548	1.001	2
	Reading	.301	80	312	49	94	22	2	10	36	0	4	0	35	78	6	2	.368	.481	.848	6
	Lehigh Valley	.303	10	33	4	10	0	0	1	3	0	0	0	8	8	1	0	.439	.394	.833	0
Minors Totals		.298	160	584	101	174	35	5	22	76	1	4	2	89	147	15	7	.390	.488	.878	11

STOTT'S CAREER TRANSACTIONS

- Selected by Philadelphia in 1st round (14th overall) of June 2019 draft



GARRETT STUBBS

21

B-T: L-R

HT: 5-10; **WT:** 173



OPENING DAY AGE: 28

BORN: May 26, 1993, San Diego, CA

RESIDES: Del Mar, CA

ML SERVICE TIME: 1 year, 120 days

HOW OBTAINED: Acquired from Houston Astros for Logan Cerny, 11/19/21

 @GarrettStubbs
 @garrettstubbs

2022 PHILLIES

Catcher

2021

- Was shuttled between Sugar Land (AAA) and HOU all season
- Was on HOU's postseason roster for the ALDS and World Series; entered Game 6 of the WS in the ninth inning at catcher

2020

- Appeared in 14 games for HOU and made one start at catcher
- Made his first career postseason appearance in Game 7 of the ALCS and caught 1.0 inning as a substitute

2019

- Began the season with Round Rock (AAA)
- Was recalled by HOU on 5/26, his 26th birthday
- Made his ML debut on 5/28 vs CHI and went 2-for-4 with a double and RBI
- Collected his first career hit in his first plate appearance
- Had three stints with HOU and made six starts, all at catcher
- Also appeared in seven games in LF and one game in RF
- Per Statcast, posted a sprint speed of 28.0 feet per second, which ranked 3rd among all MLB catchers behind Jorge Alfaro (28.8) and J.T. Realmuto (28.7)

2018

- Was a non-roster invitee to ML spring training
- Spent the season with Fresno (AAA) and was named a Pacific Coast League All-Star and MiLB.com Organization All-Star
- Had 29 extra-base hits and six triples after combining for only one triple in his first three professional seasons

2017

- Was a non-roster invitee to ML spring training
- Began season with Corpus Christi (AA) and was named a Texas League midseason All-Star
- Promoted to Fresno on 8/5 and appeared in 23 games, posting a .341 OBP
- Had 43 walks to 59 strikeouts in 98 combined games between both levels

2016

- Split second pro season between Lancaster (A) and Corpus Christi
- Named a California League midseason All-Star and an MiLB.com Organization All-Star
- Slashed .304/.391/.469 between both levels
- Threw out 27 of 53 attempted base stealers in 67 games between both levels
- Named Lancaster Player of the Month in May and Corpus Christi Player of the Month in July

2015

- Split first pro season between Tri-City (A) and Quad Cities (A)
- Combined for 21 walks to just five strikeouts between both levels
- Threw out five of seven attempted base stealers at Tri-City and overall, 15 of 27 between both levels

PERSONAL

Garrett Patrick Stubbs... 2011 graduate of Torrey Pines High School (CA)... Attended University of Southern California, where he won the Johnny Bench Award as the top catcher in NCAA Division I in 2015... Also was named Pac-12 Defensive Player of the Year and received All-Pac 12 honors his senior season... His brother, C.J., was drafted by HOU in the 10th round of the June 2019 draft... **Signed by:** Tim Costic

GARRETT STUBBS' CAREER STATISTICS

YEAR	CLUB	AVG	G	AB	R	H	2B	3B	HR	RBI	SH	SF	HP	BB	SO	SB	CS	OBP	SLG	OPS	E
2015	Tri-City	.235	11	34	5	8	0	0	0	2	1	0	0	7	3	2	0	.366	.235	.601	0
	Quad Cities	.274	25	84	15	23	5	0	0	5	3	2	0	14	2	1	0	.370	.333	.703	0
2016	Lancaster	.291	55	206	35	60	13	0	6	38	0	4	5	29	37	10	3	.385	.442	.827	0
	Corpus Christi	.325	31	120	23	39	9	1	4	16	0	1	2	14	11	5	0	.401	.517	.918	2
2017	Corpus Christi	.236	75	263	36	62	13	0	4	25	1	1	3	32	44	8	0	.324	.331	.655	3
	Fresno	.221	23	77	11	17	5	0	0	12	0	0	3	11	15	3	0	.341	.286	.626	2
2018	Fresno	.310	84	297	60	92	19	6	4	38	2	4	2	35	53	6	0	.382	.455	.836	5
2019	Round Rock	.240	63	204	33	49	11	0	7	23	0	2	5	24	38	12	2	.332	.397	.729	1
	HOUSTON	.200	19	35	8	7	3	0	0	2	0	0	0	4	7	1	0	.282	.286	.568	1
2020	HOUSTON	.125	14	8	1	1	0	0	0	1	1	1	0	0	0	0	1	.111	.125	.236	0
2021	Sugar Land	.265	37	113	25	30	5	0	2	15	0	2	1	30	29	4	0	.418	.363	.781	4
	HOUSTON	.176	18	34	2	6	2	0	0	3	2	0	0	2	7	0	0	.222	.235	.458	0
Minors Totals		.272	404	1398	243	380	80	7	27	174	7	16	21	196	232	51	5	.366	.397	.763	17
ML	Totals	.182	51	77	11	14	5	0	0	6	3	1	0	6	14	1	1	.238	.247	.485	1

STUBBS' DIVISION SERIES STATISTICS

YEAR	CLUB, OPP	AVG	G	AB	R	H	2B	3B	HR	RBI	SH	SF	HB	BB	SO	SB	CS	OBP	SLG	OPS	E
2021	HOU, CWS	Did not play																			

STUBBS' LEAGUE CHAMPIONSHIP SERIES STATISTICS

YEAR	CLUB, OPP	AVG	G	AB	R	H	2B	3B	HR	RBI	SH	SF	HB	BB	SO	SB	CS	OBP	SLG	OPS	E
2020	HOU, TB	---	1	0	0	0	0	0	0	0	0	0	0	0	0	0	0	---	---	---	0

STUBBS' WORLD SERIES STATISTICS

YEAR	CLUB, OPP	AVG	G	AB	R	H	2B	3B	HR	RBI	SH	SF	HB	BB	SO	SB	CS	OBP	SLG	OPS	E
2021	HOU, ATL	---	1	0	0	0	0	0	0	0	0	0	0	0	0	0	0	---	---	---	0

STUBBS' CAREER TRANSACTIONS

- Selected by Houston Astros in 8th round of June 2015 draft
- Traded to Philadelphia for Logan Cerny (of), November 19, 2021

STUBBS' CAREER FIELDING

POSITION	PCT	G	PO	A	E	TC	DP	PB
Catcher	.994	33	175	5	1	181	0	1
Outfield	1.000	12	8	0	0	8	0	

STUBBS' GAME HIGHS

HITS: 2 – 2 times, last: 6/13/21 at MIN... **RUNS:** 3 – 9/8/19 vs SEA... **DOUBLES:** 1... **TRIPLES:** None... **HOME RUNS:** None... **RBI:** 1... **WALKS:** 1... **STOLEN BASES:** 1... **HITTING STREAK:** 3 games – 9/8-10/21



RANGER SUÁREZ

55

B-T: L-L

HT: 6-1; **WT:** 217

OPENING DAY AGE: 26

BORN: August 26, 1995, Pie de Cuesta, VZ

RESIDES: Carora, VZ

ML SERVICE: 2 years, 112 days

HOW OBTAINED: Signed by Phillies as an amateur free agent, 4/1/12

Left-Handed Pitcher

2021

- Among all ML pitchers, was T-6th in bWAR (5.6) & SHO (1), T-9th in CG (1)
- Among ML relievers, was 3rd in WHIP (0.87), OPP SLG (.293) & OPP OPS (.483), 4th in OPP AVG (.152), 6th in base runners/9.0 IP (8.48) and 10th in OPP OBP (.244)
- With a 1.36 ERA (16 ER, 106.0 IP) in 12 starts and 27 relief appearances, became the only pitcher in ML history with at least 10 starts, 25 relief appearances and an ERA under 1.50
- Became the first pitcher since earned runs became an official stat in 1912 to throw 5.0 innings or fewer one year and at least 100.0 innings the next with a sub-1.50 ERA
- Was the first pitcher to pitch at least 100.0 innings, make at least one start and have a sub-1.50 ERA since Bob Gibson in 1968 (1.12 ERA in 32 starts) and the second Phillie ever to do so since ER became official, joining Grover Cleveland Alexander in 1915 (1.22 ERA in 49 games, 42 starts)
- Had the lowest ERA in MLB among pitchers with at least 95.0 IP by more than a full run (next: Carlos Rodon, 2.37)
- Had the club's longest scoreless streak as both a starter (21.0 IP, 9/20-end of season) and reliever (15.1 IP, 6/4-16), becoming the only pitcher since at least 1960 to have the longest scoreless streak for his team as a starter and reliever
- Was the first pitcher in Phillies history with a 20.0-inning scoreless streak as a reliever and 15.0-inning scoreless streak as a starter
- Ranked 5th among NL pitchers and T-6th in MLB with 5.6 bWAR (pitching WAR only)
- Was a finalist for the NL Comeback Player of the Year Award
- Held the 111 LHH he faced to a .109/.182/.129 slash line, recording the lowest OPP AVG, OPP SLG and OPP OPS (.311) among all pitchers to face at least 75 LHH
- Since 1974, had the lowest OPP SLG of any pitcher to face at least 110 LHH in a season, and 2nd-lowest OPP OPS, behind Clayton Kershaw's mark of .309 in 2016
- Began season at the alternate training site in Lehigh Valley and was recalled on 5/6
- Began the season with 11 straight relief appearances with no earned runs (20.1 IP), becoming the first Phillie in the expansion era (since 1961) with a 0.00 ERA through his first 20.1 IP of a season
- Of his first 100 batters faced, only 20 reached base
- Earned his first career save on 7/3 vs SD
- Had a 0.77 ERA (3 ER, 35.0 IP) before the All-Star break, the lowest first-half ERA by a Phillie (min. 35.0 IP) since the first All-Star Game in 1933

- On 7/11 at BOS, became the first Phillie to record a seven-or-more-out save in a game decided by one run since Don Carman, 6/19/85 vs STL
- Pitched at least 2.0 innings in nine of his 27 relief appearances and had a 0.00 ERA in those games (22.1 IP)
- Finished 13 games as a reliever, recording four saves and posting a 0.00 ERA (15.2 IP)
- Faced 63 straight LHH from 6/1-8/24 without allowing an extra-base hit
- Transitioned to a starting role to begin August, after posting a 1.12 ERA (5 ER, 40.1 IP) as a reliever
- Became the first Phillie since the current mound distance was established in 1893 with consecutive scoreless, hitless starts of any length, 8/2-7, and joined Johnny VanderMeer (back-to-back 9.0-inning no-hitters, 6/11-15/38) as the only pitchers ever to do so with at least 5.2 total IP
- Allowed one run or none in eight of his 11 starts and three or fewer in all 11, joining Curt Schilling (11 in 1998) as the only Phillies since 1893 to allow three runs or fewer in their first 11 starts of a season
- Went 45.0 IP without allowing a home run, 7/21-9/15, spanning his first eight starts, 4.0 IP of his ninth and four relief appearances
- Was the third Phillie in the expansion era (since 1961) to not allow a home run in his first eight starts of a season (min. 35.0 IP), joining Dick Ruthven (1979 - 59.1 IP) & Dickie Noles (1981 - 45.2 IP)
- On 9/25 vs PIT, threw the first complete game and shutout of his career, surpassing his career high in innings by 2.1, and doing so in just 97 pitches
- His 97 pitches in his shutout were the fewest by a Phillie in a 9.0-inning shutout since Kyle Kendrick on 5/26/12 at STL (94 pitches)
- Faced the minimum 20 batters through 6.2 innings on 9/25, before allowing a two-out infield hit in the seventh, and faced just one over the minimum over his 9.0 IP
- Was the first Phillie to throw a shutout with 28 or fewer batters faced since Roy Halladay, who did so twice in 2010 (perfect game on 5/29 at MIA and 9/27 at WSH)
- Overall as a starter, had a 1.51 ERA (1 ER, 65.2 IP) and surrendered eight extra-base hits (6 2B, 3B, HR) to 260 batters faced, holding them to a .218/.282/.265 slash line
- Allowed one home run in 65.2 IP in his 12 starts (0.14 HR/9.0 IP)
- From his first start on 8/2 through the end of the season, had the 2nd-lowest ERA among qualifying pitchers, trailing only Max Fried (1.46)

2020

- Began season on the COVID-related IL and was reinstated on 8/31
- Optioned to the alternate training site at Lehigh Valley on 9/14 and spent most of the remainder of the season there, joining the Phillies for the doubleheader on 9/22 and for the final three days of the season

2019

- Began season with Lehigh Valley (AAA)
- Was on the 7-day minor league IL from 5/1-24 with a right abdominal strain
- Had two stints with the Phillies in June (6/7-16, 6/19) and on 6/20 was recalled for the remainder of the season
- Had a 0.68 ERA (1 ER, 13.1 IP) over a 10-appearance stretch, 6/23-7/24
- Had three wins in three appearances, 7/16-21, becoming the first Phillies reliever to do so since 2011 (Michael Stutes)
- Tossed 10.1 consecutive scoreless innings over 13 appearances, 8/26-9/20
- Posted a 0.60 ERA (1 ER, 15.0 IP) over his final 15 appearances and a 1.66 ERA (4 ER, 21.2 IP) over his final 19
- Combined, 2-3-4 hitters were just 13-for-64 (.203), 1 HR, 18 SO against him
- Pitched at least 2.0 innings in 10 of his 37 appearances, more such appearances than anyone else on the team
- Held LHH to a .213 AVG (13-61)

2018

- Began season with Reading (AA)
- Was named Eastern League Pitcher of the Week for the weeks ending 4/22 and 6/24
- Selected as Phillies Minor League Pitcher of the Week three times: 4/16-22, 6/4-10 and 6/18-24
- Was on the 7-day IL from 5/10-27 with a right hamstring strain
- Promoted to Lehigh Valley on 6/26 after going 4-3 with a 2.76 ERA (15 ER, 49.1 IP) in 12 starts
- Did not allow a home run in his final 66.2 innings in the minors before being recalled for his ML debut in July
- Recalled by the Phillies on 7/26 and made his ML debut that night in a start at CIN, earning his first ML win
- Became the first LHP to start for Philadelphia in a franchise-record 267 games (last: Adam Morgan, 9/28/16 at ATL)
- Had three stints with the Phillies: 7/26, 8/16 and 9/11-end of season

2017

- Began the season with Lakewood (A)
- Selected as a South Atlantic League midseason All-Star
- Named Phillies Minor League Pitcher of the Month for April (0.87 ERA, 2 ER, 22.1 IP)
- Earned Phillies Minor League Pitcher of the Week honors three times, 4/24-30, 6/5-11 and 6/26-7/2, and was named SAL Pitcher of the Week, 6/26-7/2
- Was T-2nd in the SAL in SHO (1)
- 7 of his 14 starts with Lakewood were scoreless
- Had a 23.1-inning scoreless streak, 4/8-5/4
- Posted a 1.20 ERA (6 ER, 45.0 IP) in seven home starts
- Promoted to Clearwater (A) on 7/4
- Named both Phillies Minor League Pitcher of the Week and Florida State League Pitcher of the Week, 7/31-8/6
- Did not allow a HR over 50.1 consecutive innings, between 5/30 with Lakewood and 7/24 with Clearwater
- Recorded a season-best 10 SO three times: 4/20 and 5/24 with Lakewood and 7/18 with Clearwater

2016

- Spent the entire season with Williamsport (A)
- Named a New York-Penn League All-Star
- Led NYPL in CG (2), T-1st in SHO (1), T-4th in wins (6), was 7th in innings (73.2) and 9th in WHIP (1.15)
- Threw a no-hitter (7.0 IP) in game 1 of a doubleheader, 7/26 vs Auburn; issued a walk to first batter of game, induced a double play, then retired final 19 batters he faced
- Allowed two ER or fewer in 10 of 13 starts
- Named Phillies Minor League Pitcher of the Week and NYPL Pitcher of the Week, 7/25-31

2015

- Pitched for Gulf Coast League Phillies (R)
- Named Phillies Minor League Pitcher of the Month for July (2-0, 0.79 ERA)
- Named Phillies Minor League Pitcher of the Week, 7/20-26
- Began the season with a 17.0-inning scoreless streak, 6/22-7/9
- Only appeared in six games due to a left elbow strain
- Participated in Florida Instructional League

2014

- Spent his third consecutive season with the Venezuelan Summer League Phillies (R)
- Led the VSL in innings (80.2) & SO (78), was T-1st in starts (14), 4th in ERA (1.56) and T-5th in wins (5)
- Had 78 SO to just one BB
- Participated in FIL

2012-13

- Spent his first two pro seasons with the VSL Phillies

PERSONAL

Ranger José Suárez... Has one daughter, Sofía, and one son, Dominick... **Hobbies:** Playing soccer and video games...

Signed by: Jesús Méndez



RANGER SUÁREZ'S CAREER STATISTICS

YEAR	CLUB	W-L	ERA	G	GS	CG	SHO	SV	IP	H	R	ER	HR	HB	BB	SO	WP	BK	AVG
2012	VSL Phillies	0-0	0.00	3	0	0	0	2	5.0	2	0	0	0	0	3	4	0	0	.125
2013	VSL Phillies	0-0	3.18	8	1	0	0	1	17.0	18	8	6	2	0	13	2	0	.257	
2014	VSL Phillies	5-4	1.56	14	#14	0	0	0	*80.2	67	25	14	2	1	*78	3	1	.218	
2015	GCL Phillies	3-0	0.65	6	4	0	0	0	27.2	15	2	2	0	0	4	20	0	.158	
2016	Williamsport	6-4	2.81	13	13	*2	#1	0	73.2	61	26	23	4	5	24	53	3	.223	
2017	Lakewood	6-2	1.59	14	14	1	1	0	85.0	52	17	15	4	0	24	90	3	.177	
	Clearwater	2-4	3.82	8	8	0	0	0	37.2	43	18	16	1	1	11	38	1	.293	
2018	Reading	4-3	2.76	12	12	1	0	0	75.0	64	23	23	2	2	20	54	2	.235	
	Lehigh Valley	2-0	2.74	9	9	0	0	0	49.1	48	17	15	2	2	15	31	0	.257	
	PHILLIES	1-1	5.40	4	3	0	0	0	15.0	21	14	9	3	0	6	11	0	.339	
2019	Lehigh Valley	2-2	5.68	7	7	0	0	0	38.0	41	26	24	8	4	10	32	0	.281	
	PHILLIES	6-1	3.14	37	0	0	0	0	48.2	52	18	17	6	1	12	42	1	.278	
2020	PHILLIES	0-1	20.25	3	0	0	0	0	4.0	10	9	9	1	1	4	1	0	.476	
2021	PHILLIES	8-5	1.36	39	12	1	1	4	106.0	73	20	16	4	5	33	107	1	.194	
Minors Totals		30-19	2.54	94	82	4	2	3	489.0	411	162	138	25	15	112	413	14	6	.227
ML	Totals	15-8	2.64	83	15	1	1	4	173.2	156	61	51	14	7	55	161	2	2	.241

* League leader

Tied for league lead

SUÁREZ'S MAJOR LEAGUE HITTING TOTALS

	AVG	AB	R	H	2B	3B	HR	RBI	SH	SF	HP	BB	SO	SB	CS	E
2021	.188	16	2	3	2	0	0	1	5	0	1	1	5	0	0	1
Career	.192	26	2	5	2	1	0	1	6	0	1	1	9	0	0	1

SUÁREZ'S CAREER TRANSACTIONS


- Signed by Philadelphia as an amateur free agent, April 1, 2012
- On COVID-related injured list, June 30-August 30, 2020

SUÁREZ'S CAREER FIELDING

POSITION	PCT	G	PO	A	E	TC	DP
Pitcher	.981	83	16	37	1	54	2

SUÁREZ'S GAME HIGHS

LOW-HIT CG: 4 – 9/25/21 vs PIT... **SHUTOUTS:** 1 – 9/25/21 vs PIT... **STRIKEOUTS:** 9 – 10/1/21 at MIA... **WALKS:** 4 – 8/18/21 at ARI... **LONGEST OUTING:** 9.0 inn. – 9/25/21 vs PIT... **WINNING STREAK:** 3 games – 2 times, last: 8/15-9/27/19... **LOSING STREAK:** N/A... **SCORELESS STREAK:** 21.0 inn. – 9/20/21-current



RONALD TORREYES

74

B-T: R-R

HT: 5-8; **WT:** 155

OPENING DAY AGE: 29

BORN: September 2, 1992, Libertador de Barinas, VZ

RESIDES: Brandon, FL

ML SERVICE: 4 years, 6 days

HOW OBTAINED: Signed by Phillies as a minor league free agent, 1/2/20

Non-Roster Invitee Infielder

2021

- Made his fourth career Opening Day roster (also: 2016-18) after being a non-roster invitee to ML spring training
- Set career highs in games (111), PA (344), AB (318), HR (7), RBI (41) and walks (19)
- Hit seven HR in 344 plate appearances after hitting four total HR in 639 plate appearances from 2015-20
- The Phillies went 7-0 when he homered
- Was on the COVID-related IL, 4/19-5/17; appeared in nine games on a rehab assignment with Lehigh Valley (AAA)
- On 5/19 vs MIA, collected his first multi-hit game since 8/19/18 vs TOR (3 H)
- On 6/1 at CIN, homered for the first time since 7/30/17 vs TB; went 288 consecutive plate appearances between home runs
- Did not commit an error in 124 total chances combined at 2nd base, 3rd base and SS from 6/1-8/4
- Made his first career pitching appearance and retired the side on five pitches, all strikes, 7/9 at BOS; also pitched 1.2 innings on 7/24 vs ATL
- Collected three hits in consecutive games, 7/10-11, for the first time in his career
- Slugged his first career pinch-hit HR on 9/23 vs PIT (Anthony Banda)
- Hit .321 (26-81) with five doubles, one triple, two HR, 34 RBI, 10 walks and an .879 OPS with RISP
- Batted .500 (6-12) with one double, one triple and 11 RBI with the bases loaded
- Hit .412 (7-17) with one double, one HR, six RBI and one walk as a pinch-hitter

2020

- Was a non-roster invitee to ML spring training with the Phillies
- Hit .292 (7-24) with two doubles, two walks, one stolen base and a .721 OPS in 14 games during spring training
- Had his contract selected from the club's alternate training site in Lehigh Valley, 9/11; made his Phillies debut that same day at MIA (game 1), entering the game in the fifth inning to play 2nd base
- Made his first career start and appearance in CF on 9/13 at MIA (gm 2)

2019

- Began season with Rochester (AAA)
- Of his 79 games with Rochester, had eight 3-hit games
- Defensively at the triple-A level, primarily played SS (64 starts), but also made starts at 2nd base, 3rd base, LF and RF
- Was placed on the temporarily inactive list, 5/4
- Was placed on the restricted list on 5/24 and reinstated on 6/25

- Appeared in seven games with MIN in September

2018

- Made his third consecutive Opening Day roster with NYY
- Had multiple stints with Scranton/Wilkes-Barre (AAA)
- While with Scranton/Wilkes-Barre, was placed on the temporarily inactive list on 6/27 to deal with a family health issue and was reinstated, 7/23
- Had a brief stint with Tampa (A) in late July
- Finished the year with NYY
- Defensively for NYY, made starts at 2nd base (14), 3rd base (5) and SS (5)

2017

- Spent full season with NYY
- Was NYY's starting SS on Opening Day
- Recorded his first career walk-off hit (single) in the 10th inning, 6/23 vs TEX
- Set career highs in runs scored, hits, doubles, HR, RBI and walks
- With 43 starts at 2nd base, 26 at SS and 16 at 3rd base, was one of five ML players to make at least 15 starts at each of those positions (also: NYM's Asdrúbal Cabrera and José Reyes, SD's Yangervis Solarte and SF/BOS' Eduardo Núñez)
- Made his postseason debut in Game 2 of the AL Division Series, 10/6 at CLE

2016

- Made his first career Opening Day roster and spent the entire year in the majors during his first season with NYY
- In his first three games with NYY, went 6-for-9 with three runs scored and two RBI
- Was the defensive replacement at 3rd base for Alex Rodríguez on 8/12 vs TB, which was Rodríguez's final career game
- Slugged his first career HR (Jered Weaver), collected a career-high four hits and scored a career-high three runs on 8/19 at LAA

2015

- Began season with Fresno (AAA) in HOU's organization
- Traded to TOR, 5/15
- Briefly played for New Hampshire (AA) before being traded to LAD on 6/12
- Had stints with Tulsa (AA) and Oklahoma City (AAA) before being recalled by LAD, 9/13
- Made his ML debut on 9/13 at ARI, entering the game in the fifth inning as a defensive replacement at 2nd base
- Collected his first career hit (double) off Randall Delgado during his ML debut

2014

- Was a non-roster invitee at HOU's ML spring training
- Played entire regular season with Oklahoma City and led the club in hits, triples, runs, games and at-bats
- Averaged just one strikeout per 19.96 plate appearances (26 SO/519 PA), making him the 2nd-hardest player to strike out in the minor leagues
- Made Pacific Coast League history by setting a new single-season record in the modern era with 21 sacrifice hits

2013

- Opened the season on the IL with a viral infection and was reinstated on 4/12
- Began year with Tennessee (AA) after his IL stint
- Traded to HOU, 7/2
- Spent remainder of the season with Corpus Christi (AA), where he was one of the three youngest players in the Texas League

2012

- Spent entire season with Daytona (A)

2011

- Played whole year with Dayton (A)
- Named a Low Class-A All-Star by *Baseball America*

2010

- Combined to hit .370 with a .999 OPS in 91 games for the Venezuelan Summer League Reds (R), Arizona League Reds (R) and Dayton in his first professional season

PERSONAL

Ronald Alcides Torreyes (pronounced toe-RAY-ez)... Married to Anarelys Melo Delgado (11/4/10); has two sons, Moises David and David Moises... **Hobbies:** Spending time with family and playing video games... **Signed by:** José Fuentes

RONALD TORREYES' CAREER STATISTICS

YEAR	CLUB	AVG	G	AB	R	H	2B	3B	HR	RBI	SH	SF	HP	BB	SO	SB	CS	OBP	SLG	OPS	E
2010	VSL Reds	.390	67	241	56	94	20	10	4	33	1	4	16	23	11	23	15	.468	.606	1.074	17
	AZL Reds	.349	18	83	13	29	7	1	1	11	2	0	3	1	5	2	2	.379	.494	.873	0
	Dayton	.240	6	25	3	6	2	1	0	2	0	0	0	3	0	0	.240	.400	.640	0	
2011	Dayton	.356	67	278	53	99	9	5	3	41	7	1	6	14	19	12	7	.398	.457	.855	3
2012	Daytona	.264	115	421	62	111	23	5	6	47	5	6	10	32	29	13	4	.326	.385	.711	11
2013	Tennessee	.263	65	224	32	59	13	4	2	25	9	4	6	22	15	4	0	.340	.384	.724	3
	Corpus Christi	.278	38	151	19	42	6	2	0	12	4	0	1	6	14	1	1	.310	.344	.654	3
2014	Oklahoma City	.298	126	460	65	137	20	5	2	46	*21	3	10	25	26	12	9	.345	.376	.721	13
2015	Fresno	.200	19	70	7	14	1	0	0	5	1	0	0	1	9	0	1	.211	.214	.426	5
	New Hampshire	.140	16	50	4	7	2	0	0	9	0	0	0	4	2	2	0	.204	.180	.384	0
	Tulsa	.293	62	249	39	73	13	2	4	19	1	2	2	20	23	3	3	.348	.410	.758	7
	Oklahoma City	.306	13	49	10	15	2	1	0	3	0	1	1	2	4	0	0	.340	.388	.727	2
	LOS ANGELES-NL	.333	8	6	1	2	1	0	0	1	1	0	0	1	1	0	0	.429	.500	.929	0
2016	NEW YORK-AL	.258	72	155	20	40	7	4	1	12	1	1	1	10	20	2	1	.305	.374	.680	3
2017	NEW YORK-AL	.292	108	315	35	92	15	1	3	36	5	4	1	11	43	2	0	.314	.375	.689	4
2018	NEW YORK-AL	.280	41	100	9	28	7	1	0	7	0	0	2	16	0	0	0	.294	.370	.664	2
	Scranton/W-B	.247	26	97	9	24	3	0	0	8	0	1	1	7	11	0	0	.302	.278	.580	0
	Tampa	.286	4	14	2	4	0	0	0	1	0	1	0	0	0	0	0	.267	.286	.552	1
2019	Rochester	.256	79	308	48	79	11	1	11	42	5	1	4	12	33	2	1	.289	.406	.695	4
	Ft. Myers	.222	2	9	0	2	0	0	0	0	0	0	0	2	0	0	0	.222	.222	.444	0
	MINNESOTA	.188	7	16	3	3	0	0	0	1	0	0	1	0	3	1	0	.235	.188	.423	1
2020	PHILLIES	.143	4	7	1	1	1	0	0	0	0	0	0	0	0	0	0	.143	.286	.429	0
2021	PHILLIES	.242	112	318	30	77	10	1	7	41	5	1	1	19	41	2	1	.286	.346	.632	4
	Lehigh Valley+	.276	9	29	3	8	4	0	0	4	0	0	1	6	6	0	0	.417	.414	.831	0
	Minors Totals	.291	732	2758	425	803	136	37	33	308	52	28	61	175	212	74	43	.344	.403	.747	69
	AL Totals	.278	228	586	67	163	29	6	4	56	6	5	3	23	82	5	1	.306	.369	.675	10
	NL Totals	.242	124	331	32	80	12	1	7	42	6	1	1	20	42	2	1	.286	.347	.634	4
	ML Totals	.265	352	917	99	243	41	7	11	98	12	6	4	43	124	7	2	.299	.361	.660	14

* League leader
+ Rehab assignment

TORREYES' DIVISION SERIES STATISTICS

YEAR	CLUB, OPP	AVG	G	AB	R	H	2B	3B	HR	RBI	SH	SF	HP	BB	SO	SB	CS	OBP	SLG	OPS	E
2017	NY, CLE	.000	1	1	0	0	0	0	0	0	0	0	0	0	1	0	0	.000	.000	.000	0

TORREYES' LEAGUE CHAMPIONSHIP SERIES STATISTICS

YEAR	CLUB, OPP	AVG	G	AB	R	H	2B	3B	HR	RBI	SH	SF	HP	BB	SO	SB	CS	OBP	SLG	OPS	E
2017	NY, HOU	---	1	0	0	0	0	0	0	0	0	0	0	0	0	0	0	---	---	---	0

TORREYES' CAREER TRANSACTIONS

- Signed by Cincinnati Reds as an amateur free agent, February 23, 2010
- Traded to Chicago Cubs with Dave Sappelt (of) and Travis Wood (lhp) for Sean Marshall (lhp), December 23, 2011
- Traded to Houston Astros for two international bonus pool slots, July 2, 2013
- Traded to Toronto Blue Jays for cash considerations, May 15, 2015
- Traded to Los Angeles Dodgers for cash considerations, June 12, 2015
- Traded to New York Yankees with Tyler Olson (lhp) for Rob Segedin (inf/of) and cash considerations, January 12, 2016
- Claimed off waivers by Los Angeles Angels, January 25, 2016
- Claimed off waivers by New York Yankees, February 1, 2016
- Traded to Chicago Cubs for cash considerations, November 28, 2018
- Signed by Minnesota Twins as a free agent, December 6, 2018
- Signed by Philadelphia as a minor league free agent, January 2, 2020
- On COVID-related IL, April 19-May 17, 2021; included a rehab assignment to Lehigh Valley, May 4-17

TORREYES' CAREER FIELDING

POSITION	PCT	G	PO	A	E	TC	DP
Second base	.990	105	134	176	3	313	40
Third base	.981	125	56	198	5	259	21
Shortstop	.980	112	98	202	6	306	38
Outfield	1.000	6	4	0	0	4	0
Pitcher	---	2	0	0	0	0	0

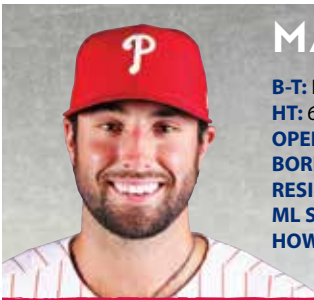
TORREYES' GAME HIGHS

HITS: 4 – 3 times, last: 8/23/17 at DET... **RUNS:** 3 – 2 times, last: 6/30/17 at HOU... **DOUBLES:** 2 – 2 times, last: 9/25/17 vs KC... **TRIPLES:** 1... **HOME RUNS:** 1... **RBI:** 3 – 5 times, last: 9/23/21 vs PIT... **WALKS:** 2 – 3 times, last: 7/22/21 vs ATL... **STOLEN BASES:** 2 – 7/1/17 at HOU... **HITTING STREAK:** 9 games – 4/7-27/18

TORREYES' NOTABLE HOMERS

GRAND SLAMS: None... **INSIDE-THE-PARK HR:** None... **LEADOFF HR:** None... **PINCH HR:** 1 – 9/23/21 vs PIT (Anthony Banda)... **WALK-OFF HR:** None





MATT VIERLING

19

B-T: R-R

HT: 6-2; **WT:** 215

OPENING DAY AGE: 25

BORN: September 16, 1996, St. Louis, MO

RESIDES: St. Louis, MO

ML SERVICE: 43 days

HOW OBTAINED: Selected by Phillies in 5th round of June 2018 draft

@matt_vierling24

2022 PHILLIES

Outfielder

2021

- Was a non-roster invitee to ML spring training
- Began the season with Reading (AA), reaching base safely in 23 of his 24 games
- Was promoted to Lehigh Valley (AAA) on 6/15
- Named Phillies Minor League Hitter of the Month for June and Phillies Minor League Defender of the Month for August
- Selected as an Organization All-Star by MiLB.com
- Had three stints with the Phillies: 6/19-25, 7/16 and 8/31-end of season
- Made his ML debut and singled in his first career at-bat, 6/19 at SF; also recorded his first career steal and scored his first career run
- Made his first career start (CF) on 6/20 at SF
- Had a career-high four hits on 8/31 at WSH; also collected his first career XBH (double) and made his first ML start at 1st base
- Slugged his first career HR on 9/25 vs PIT (Wil Crowe)
- Hit his first career pinch HR on 10/1 at MIA (Preston Guilmet)
- Batted .362 (17-47) with two doubles, one triple, one HR, five RBI and a .903 OPS in his 15 starts; had the highest AVG (min. 40 PA) by a Phillies rookie in his first 15 career starts since Darin Ruf (.388), 9/25/12-7/13/13
- Hit .250 (3-12) with one HR, one RBI and two walks (IBB) as a pinch-hitter
- Following the season, was named the No. 8 prospect in the Phillies system by *Baseball America*

2020

- Batted .429 (3-7) with two RBI and three walks in seven spring training games with the Phillies
- Participated in Florida Instructional League

2019

- Spent the entire season with Clearwater (A)
- Named a Florida State League midseason All-Star and started the ASG in LF
- Was T-9th in the FSL in SB (22)
- Slashed .310/.389/.488 in 22 April games

2018

- Posted a .321/.365/.496 slash line in 62 combined games between Williamsport (A) and Lakewood (A) in his first professional season
- Began the season at Williamsport and hit safely in 11 of his 12 games there, including seven multi-hit efforts
- Promoted to Lakewood on 7/2 for remainder of season
- Overall, batted .397 (29-73) against LHP
- Defensively, played games in LF (22), CF (11) and RF (17)
- Appeared in all six of Lakewood's postseason games
- Participated in FIL

PERSONAL

Matthew Gregory Vierling (pronounced VEER-ling)... 2015 graduate of Christian Brothers College High School (MO)... Attended University of Notre Dame (IN)... **Signed by:** Justin Morgenstern

MATT VIERLING'S CAREER STATISTICS

YEAR	CLUB	AVG	G	AB	R	H	2B	3B	HR	RBI	SH	SF	HP	BB	SO	SB	CS	OBP	SLG	OPS	E
2018	Williamsport	.420	12	50	8	21	3	1	1	6	0	0	0	3	2	2	1	.453	.580	1.033	1
	Lakewood	.293	50	184	24	54	15	0	6	25	2	3	5	10	38	5	5	.342	.473	.814	0
2019	Clearwater	.232	118	431	41	100	23	2	5	41	1	8	9	34	94	22	5	.297	.329	.626	3
2020	Did not play																				
2021	Reading	.345	24	87	16	30	6	1	6	16	0	2	1	12	18	5	1	.422	.644	1.065	0
	Lehigh Valley	.248	55	206	25	51	6	1	5	31	0	3	3	24	46	5	1	.331	.359	.690	2
	PHILLIES	.324	34	71	11	23	3	1	2	6	0	1	1	4	20	2	0	.364	.479	.843	0
Minors Totals		.267	259	958	114	256	53	5	23	119	3	16	18	83	198	39	13	.332	.405	.737	6
ML	Totals	.324	34	71	11	23	3	1	2	6	0	1	4	20	2	0	.364	.479	.843	0	

VIERLING'S CAREER TRANSACTIONS

- Selected by St. Louis Cardinals in 30th round of June 2015 draft, but did not sign
- Selected by Philadelphia in 5th round of June 2018 draft

VIERLING'S CAREER FIELDING

POSITION	PCT	G	PO	A	E	TC	DP
First base	1.000	9	45	2	0	47	6
Outfield	1.000	17	13	0	0	13	0


VIERLING'S GAME HIGHS

HITS: 4 – 8/31/21 at WSH... **RUNS:** 2 – 2 times, last: 9/16/21 vs CHL... **DOUBLES:** 1... **TRIPLES:** 1... **HOME RUNS:** 1... **RBI:** 2 – 9/3/21 at MIA... **WALKS:** 1... **STOLEN BASES:** 1... **HITTING STREAK:** 3 games – 2 times, last: 9/29-10/2/21

VIERLING'S NOTABLE HOMERS

GRAND SLAMS: None... **INSIDE-THE-PARK HR:** None... **LEADOFF HR:** None... **PINCH HR:** 1 – 10/1/21 at MIA (Preston Guilmet)... **WALK-OFF HR:** None





ZACK WHEELER

45

B-T: L-R

HT: 6-4; **WT:** 195

OPENING DAY AGE: 31

BORN: May 30, 1990, Smyrna, GA

RESIDES: Dallas, GA

ML SERVICE: 8 years, 98 days

HOW OBTAINED: Signed by Phillies as a free agent, 12/9/19

CONTRACT STATUS: Signed a five-year contract on 12/9/19 taking him through 2024

@Wheelerpro45
 @wheelerpro45

2022 PHILLIES

Right-Handed Pitcher

2021

- Among all ML pitchers, was 1st in bWAR (7.6), IP (213.1) & batters faced (849), T-1st in CG (3) & SHO (2), 2nd in SO (247), fWAR (7.3), FIP (2.59) & HR/9.0 IP (0.68), 4th in OPP SLG (.321), 5th in ERA (2.78), WHIP (1.01) & OPP OPS (.586), T-5th in quality starts (20), 6th in SO/BB (5.37), BB/9.0 IP (1.94) & OPP OBP (.265), T-6th in wins (14), T-8th in starts (32) and 10th in OPP AVG (.215), SO % (29.1%) & BB % (5.4%)
- Among NL pitchers was 1st in bWAR, IP, SO, batters faced, T-1st in CG & SHO, 2nd in fWAR, FIP & HR/9.0 IP, 4th in SO/BB, BB/9.0 IP & OPP SLG, T-4th in quality starts, 5th in ERA, BB %, WHIP & OPP OPS, T-5th in wins, 6th in OPP OBP, 7th in SO %, 8th in OPP AVG and T-8th in starts
- Finished 2nd to MIL's Corbin Burnes in NL Cy Young Award voting, was named All-MLB Second Team and was a NL Gold Glove Award finalist
- His 7.6 pitching bWAR was highest in MLB by nearly a full win (next: Walker Buehler, 6.7)
- Led all NL players (pitchers and hitters) in total bWAR (7.7), becoming just the sixth NL pitcher since 2000 to do so, and was 2nd in MLB in bWAR to Shohei Ohtani (9.1)
- Made his first career All-Star team and set career highs in starts, innings, strikeouts, ERA, WHIP, complete games and shutouts
- His 247 strikeouts were most by a Phillie since 1998 (Curt Schilling, 300) and 10th-most ever by a Phillie; only Steve Carlton (4x), Jim Bunning (3x) and Schilling (2x) had more
- Became the first Phillie to lead the NL in innings and strikeouts since Curt Schilling in 1998 (268.2 IP, 200 SO) and was the first ML pitcher to lead his respective league in both since 2018 (Max Scherzer); was two strikeouts away from the outright ML lead in both
- Was just the 10th player in the modern era (since 1900) to have three or more starts in a season with 10+ strikeouts, no earned runs and no walks
- His seven double-digit strikeout games were T-2nd in the NL and most by a Phillie since Cliff Lee had nine in 2011
- Led all ML pitchers in starts of 7.0 IP or more (17) and starts of 7.0 IP, zero earned runs (7)
- By game score, had the two best starts of his career (8/8 vs NYM, 93 and 5/6 vs MIL, 89), five of his best six and seven of his best nine
- Had more starts with a game score of 75 or higher (9) and 85 or higher (4) than any other pitcher
- 13 of his 32 starts were against teams that made the postseason, and in those he was 7-3 with a 1.99 ERA (20 ER, 90.2 IP), 0.87 WHIP (20 BB, 59 H), 115 SO

WHEELER PHAST PHACTS

- 2021 NL All-Star
- 2nd in 2021 NL Cy Young Award voting
- 2021 All-MLB Second Team
- 2021 NL Gold Glove Award finalist
- Led NL in IP (213.1), SO (247) and bWAR (7.7) and was T-1st in CG (3) and SHO (2) in 2021
- Was the fifth NL pitcher and ninth in MLB in the last 10 years to meet or exceed his IP (213.1), SO (247) and ERA (2.78)
- Had two shutouts (5/6 vs MIL, 8/8 vs NYM) and his three complete games (5/6 vs MIL, 7/29 vs WSH, 8/8 vs NYM) were most by a Phillie since 2011 (Cliff Lee)
- In his season debut, became the first Phillie to throw 7.0 or more innings and have more hits as a batter than he surrendered since Terry Mulholland, 8/15/90 vs SF
- Was the first Phillies starter with a sub-2.50 ERA and sub-1.00 WHIP in his first 10 starts of a season since Roy Halladay in 2011
- Had a 20.0-inning scoreless streak, 5/1-12
- From 5/1-23, had a 29.0-inning streak without allowing an earned run at Citizens Bank Park, tied for the 2nd-longest streak in park history (longest: Roy Halladay, 33.0 IP, 7/5-28/10)
- Had a 2.08 ERA (10 ER, 43.1 IP) in six May starts, becoming one of just 13 pitchers since 1901 to have 57 or more strikeouts in a month and five or fewer walks
- Posted a 1.83 ERA (14 ER, 69.0 IP) in his first 10 home starts, the lowest by a Phillie through 10 home starts since 2011 (Cliff Lee, 1.66)
- Had a 1.44 ERA (5 ER, 31.1 IP) in five June starts, the 3rd-lowest ERA among qualifying pitchers in the month
- Finished his first half with a 2.26 ERA (30 ER, 119.2 IP) and 145 strikeouts in 18 starts, becoming one of eight pitchers since the first All-Star Game in 1933 with an ERA that low and that many strikeouts in as few starts before the break
- Had a 2.37 ERA (35 ER, 132.2 IP) through 20 starts
- On 8/8 vs NYM, the day the Phillies retired Roy Halladay's No. 34, and in his 34th start as a Phillie, tossed a 9.0-inning shutout with 11 strikeouts and two hits, joining Halladay (perfect game, 5/29/10 at FLA), Cole Hamels (no-hitter, 7/25/15 at CHI) and Kevin Millwood (no-hitter, 4/27/03) as the only Phillies since 2000 to toss a 9.0-inning shutout with 11 or more strikeouts and two or fewer hits
- Retired 22 batters after allowing a leadoff double in his shutout on 8/8, the first Phillie to retire 22 straight in a start since Roy Halladay's perfect game

- Had a streak of 41 straight starts with four or fewer earned runs allowed end on 8/19 at ARI
- On 8/25 vs TB, became the first pitcher in MLB to reach 200 strikeouts and the 4th-fastest Phillie (3rd at the time, passed by Nola in 2021) ever to reach 200 (174.1 IP)
- Had a 25.0-inning scoreless streak against NYM, 5/1-9/17, the longest by a ML starter against his former team since Doyle Alexander had a 26.0-inning streak against BAL, 1986-88, and longest by a Phillie since Steve Carlton had a 26.0-inning streak against STL in 1982
- Eclipsed 1,000.0 career IP on 8/31 at WSH and 1,000 career strikeouts on 9/11 vs COL
- His 1.47 ERA (5 ER, 30.2 IP) in September was the 3rd-lowest among qualifying pitchers
- Finished the season with seven scoreless streaks of 10.0 IP or more, the most in MLB
- In 10 starts against ATL and NYM, posted a 1.85 ERA (14 ER, 68.0 IP), 0.93 WHIP (13 BB, 50 H), 78 SO, 1 HR
- His 1.60 ERA (6 ER, 33.2 IP) in five starts against ATL was lowest by a Phillie in five or more starts against any opponent since Steve Carlton in 1983 (1.05 vs CHI)
- His 0.38 HR/9.0 IP led all qualifying NL pitchers, was 2nd to Dallas Keuchel (0.28) in MLB and was the lowest by a qualifying Phillies pitcher since 1991 (Jose De Jesus, 0.35)
- No pitcher in MLB with as many innings pitched (71.0) allowed fewer home runs (3, next lowest: 5)
- Became just the third Phillie since the NL began tracking earned runs in 1912 to go 4-0 with 2.20 ERA or better through his first seven starts with the team (others: Art Mahaffey in 1960, 5-0, 2.10; Bob Miller in 1950, 5-0, 1.79)
- On 8/5 vs NYY (gm 1), became the third Phillies pitcher since 1950 (when the rule allowing the home club to choose whether it batted first or last was officially abolished) to win a home game while taking the mound in the bottom of the inning (others: Roy Halladay on 6/25/10 and Jamie Moyer on 6/27/10)
- Went 23.1 innings without allowing a home run (8/28 vs ATL through 5.0 IP on 9/16 vs NYM) and allowed one in a span of 47.0 innings from the third inning on 8/5 vs NYY through 5.0 IP on 9/16 vs NYM
- Walked two or fewer in each of his first nine starts of the season and one or none in six of those nine
- Went 62 straight batters without allowing a walk from the sixth inning on 9/2 vs WSH through two batters into his start on 9/21 at WSH
- Went 4-0 with a 2.38 ERA (12 ER, 45.1 IP) in seven home starts, joining Joe Blanton (2-0 in 7 starts in 2008) and Tommy Greene (10-0 in 16 starts in 1993) as the only Phillies pitchers since at least 1901 to go undefeated in at least seven starts at home in a season

2020

- Among NL starters, was 2nd in OPP GIDP (13), 3rd in HR/9.0 IP (0.38, 7th in MLB), T-5th in winning % (.667), 6th in BB/9.0 IP (2.03) & walk rate (5.6%), 8th in ERA (2.92), T-8th in quality starts (7) and 9th in IP (71.0)
- His 2.9 bWAR was the 2nd-highest among NL pitchers, percentage points behind Max Fried (2.9), and was 4th in MLB behind Shane Bieber (3.2), Hyun-Jin Ryu (3.0) and Fried
- Was only the second Phillies pitcher in the modern era (since 1900) to start a season with 10 straight starts (no relief apps in between) of at least 5.2 IP and three runs or fewer, joining Curt Schilling (11 straight in 1998), and was only the fourth ML pitcher in the last 10 years (since 2011) to do so
- Became the only Phillies pitcher ever, homegrown or otherwise, to allow three runs or fewer in each of his first 10 career starts with the team

2019

- Had four double-digit strikeout performances, including three in his first eight starts
- Posted a 3.04 ERA (34 ER, 100.2 IP) from 6/22 through the end of the season and a 1.80 ERA (8 ER, 40.0 IP) over his final six starts
- His 3.04 ERA from 6/22-end of season was the 7th-best among qualifying NL starters over that span



- Was on the IL with right shoulder fatigue, 7/12-25
- Had a 15.0-inning scoreless streak, 8/1-6, and a 13.0-inning streak, 9/21-26

2018

- Ranked 8th among qualifying NL pitchers in fWAR (4.1)
- Went 9-1 with a 1.68 ERA (14 ER, 75.0 IP) in 11 starts after the All-Star break
- His second-half ERA was lowest in the majors (min. 75.0 IP) and his nine wins after the break were tied for most in MLB and tied for 7th-most in NYM history
- Won a career-best seven straight decisions, 7/14-8/25
- Had a career-best 23.0-inning scoreless streak, 7/24-8/10, which was also 8th-longest in MLB in 2018
- Struck out seven or more batters 17 times, trailing only Max Scherzer (26), Jacob deGrom (25) and Patrick Corbin (24) among NL starters
- Joined deGrom, Dwight Gooden, Matt Harvey, Sid Fernandez and Noah Syndergaard as the only pitchers in NYM history to reach 500 strikeouts in their first 91 career games
- Pitched at least 6.0 innings in 23 of 29 starts and 7.0 or more in 14
- Threw a first-pitch strike to 62.1% of the batters he faced
- His 11 hits as a batter were T-5th among all pitchers

2017

- Made his second career Opening Day roster
- His season debut on 4/7 vs MIA was his first appearance since 9/25/14
- Following his season debut, posted a 2.91 ERA (19 ER, 58.2 IP) over his next 10 starts, 4/12-6/7
- His 2.91 ERA in that span was 5th in the NL (min. 50.0 IP)
- Was on the injured list, 6/20-30, with right biceps tendinitis
- Went back on the injured list on 7/23 with a stress reaction in his right arm and missed the remainder of the season
- Pinch-hit on 4/21 vs WSH and doubled, marking the third time ever a NYM pitcher recorded a pinch extra-base hit

2016

- Did not pitch at the ML level while recovering from Tommy John surgery
- Underwent an internal suture removal procedure on 4/12
- Made one rehab appearance with St. Lucie (A) on 8/6

2015

- Missed the entire season after undergoing Tommy John surgery on 3/24

2014

- Made his first career Opening Day roster
- Led NYM with 32 starts
- Tossed his first career complete game and shutout in a 1-0 victory on 6/19 at MIA
- At 24 years, 20 days old, became the youngest NYM pitcher to throw a 1-0 shutout since 1985, when Dwight Gooden did so twice by age 20 years, 240 days
- Went 7-1 with a 2.21 ERA (20 ER, 81.1 IP) in 13 starts from 6/30-9/7, 11 of which were quality starts
- Held RHH to a .223 AVG

2013

- Began season with Las Vegas (AAA)
- Was on the IL from 5/14-21 with right collarbone soreness
- Recalled as the 26th man for NYM's doubleheader and made his ML debut that day at ATL, throwing 6.0 scoreless innings and earning his first win
- Became the third pitcher in team history to earn a victory while throwing 6.0 or more shutout innings in his ML debut
- Tossed 6.1 innings before allowing a hit on 7/30 at MIA; it was the 3rd-longest no-hit bid by a rookie in NYM history
- Posted a 2.32 ERA (14 ER, 54.1 IP) in nine road starts

WHEELER'S DOUBLE-DIGIT STRIKEOUT GAMES

14	5/29/21 at TB
12	8/15/13 at SD
12	5/23/21 vs BOS
12	6/10/21 vs ATL
11	4/23/19 vs PHI
11	5/10/19 vs MIA
11	8/8/21 vs NYM
10	4/25/14 vs MIA
10	8/15/14 vs CHI
10	8/20/18 vs SF
10	5/4/19 at MIL
10	9/26/19 vs MIA
10	4/3/21 vs ATL
10	5/18/21 vs MIA
10	8/25/21 vs TB

**Ranks T-10th in franchise history in double-digit strikeout games (7)*

2012

- Spent majority of the season with Binghamton (AA)
- Named an Eastern League midseason All-Star and MiLB.com Organization All-Star
- Selected to pitch for Team USA in the All-Star Futures Game at Kauffman Stadium (0.2 IP)
- Was T-1st in the EL in shutouts (1), 8th in strikeouts (117), 9th in ERA (3.26) and T-10th in complete games (1)
- Was on the IL with a right middle fingernail avulsion, 5/2-9
- Promoted to Buffalo (AAA) on 8/3 for the remainder of the season
- Following the season, was named a *Baseball America* Double-A All-Star

2011

- Began season with San Jose (A)
- Named a California League midseason All-Star
- Traded to NYM on 7/28 and assigned to St. Lucie
- Posted a 3.52 ERA (45 ER, 115.0 IP) between the two clubs

2010

- Began pro career with Augusta (A)
- Selected to pitch for Team USA in the All-Star Futures Game at Angel Stadium (1.0 IP)

PERSONAL

Zachary Harrison Wheeler... Married Dominique Rizzo (12/31/19); has one son, Wesley... 2009 graduate of East Paulding High School (GA)... Was named the Gatorade Georgia High School Player of the Year for the 2008-2009 season after posting a 9-0 record with a 0.54 ERA... Had his East Paulding No. 45 jersey retired on Jan. 17, 2014... His brother, Jacob, is an artist who has shows in New York City...

Hobbies: Spending time with family and his dog... **Signed by:** Sean O'Connor

ZACK WHEELER'S CAREER STATISTICS

YEAR	CLUB	W-L	ERA	G	GS	CG	SHO	SV	IP	H	R	ER	HR	HB	BB	SO	WP	BK	AVG
2010	Augusta	3-3	3.99	21	13	0	0	0	58.2	47	27	26	0	7	38	70	13	2	.218
2011	San Jose	7-5	3.99	16	16	0	0	0	88.0	74	44	39	7	4	47	98	6	0	.224
	St. Lucie	2-2	2.00	6	6	0	0	0	27.0	26	6	6	0	2	5	31	3	0	.252
2012	Binghamton	10-6	3.26	19	19	1	#1	0	116.0	92	46	42	2	11	43	117	6	1	.225
	Buffalo	2-2	3.27	6	6	1	1	0	33.0	23	13	12	2	1	16	31	2	0	.205
2013	Las Vegas	4-2	3.93	13	13	0	0	0	68.2	61	35	30	9	2	27	73	1	0	.236
	NEW YORK-NL	7-5	3.42	17	17	0	0	0	100.0	90	42	38	10	4	46	84	6	0	.243
2014	NEW YORK-NL	11-11	3.54	32	32	1	1	0	185.1	167	84	73	14	11	79	187	9	0	.240
2015	NEW YORK-NL	Injured – Did not pitch																	
2016	NEW YORK-NL	Injured – Did not pitch																	
	St. Lucie+	0-0	0.00	1	1	0	0	0	1.0	0	1	0	0	0	1	0	0	0	.000
2017	NEW YORK-NL	3-7	5.21	17	17	0	0	0	86.1	97	53	50	15	3	40	81	1	0	.284
2018	Las Vegas	1-0	1.80	1	1	0	0	0	5.0	3	1	1	1	0	1	6	0	0	.176
	NEW YORK-NL	12-7	3.31	29	29	0	0	0	182.1	150	69	67	14	9	55	179	2	1	.225
2019	NEW YORK-NL	11-8	3.96	31	31	0	0	0	195.1	196	93	86	22	2	50	195	5	0	.258
2020	PHILLIES	4-2	2.92	11	11	0	0	0	71.0	67	26	23	3	7	16	53	0	0	.254
2021	PHILLIES	14-10	2.78	32	32	#3	#2	0	*213.1	169	72	66	16	8	46	*247	6	0	.215
Minors Totals		29-20	3.53	83	75	2	2	0	397.1	326	173	156	21	27	178	426	31	3	.225
ML Totals		62-50	3.51	169	169	4	3	0	1033.2	936	439	403	94	44	332	1026	29	1	.241

* League leader
Tied for league lead
+ Rehab assignment

WHEELER'S ALL-STAR GAME STATISTICS

YEAR	CLUB, SITE	W-L	ERA	G	GS	CG	SHO	SV	IP	H	R	ER	HR	HB	BB	SO	WP	BK	AVG
2021	NL, COL	0-0	0.00	1	0	0	0	0	0.1	0	0	0	0	0	0	1	0	0	.000

WHEELER'S MAJOR LEAGUE HITTING TOTALS

	AVG	AB	R	H	2B	3B	HR	RBI	SH	SF	HP	BB	SO	SB	CS	E
2021	.162	68	1	11	2	0	0	3	5	0	0	0	39	0	0	2
Career	.153	288	13	44	9	0	1	18	27	1	2	5	128	0	0	8

WHEELER'S CAREER TRANSACTIONS

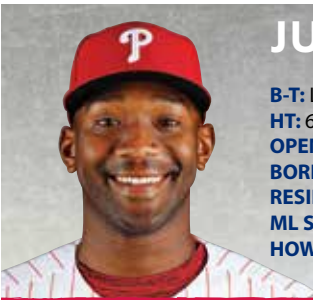
- Selected by San Francisco Giants in 1st round (6th overall) of June 2009 draft
- Traded to New York Mets with cash considerations for Carlos Beltrán (of), July 28, 2011
- On injured list recovering from Tommy John surgery, March 27, 2015 through the remainder of the season
- On injured list recovering from Tommy John surgery, March 25, 2016 through the remainder of the season
- On injured list with right biceps tendinitis, June 20-June 30, 2017
- On injured list with a stress reaction in his right arm, July 23, 2017 through the remainder of the season
- On injured list with right shoulder fatigue, July 12-25, 2019
- Signed by Philadelphia as a free agent, December 9, 2019

WHEELER'S CAREER FIELDING

POSITION	PCT	G	PO	A	E	TC	DP
Pitcher	.957	169	62	117	8	197	13

WHEELER'S GAME HIGHS

LOW-HIT CG: 3 – 2 times, last: 5/6/21 vs MIL... **SHUTOUTS:** 3 – last: 8/8/21 vs NYM... **STRIKEOUTS:** 14 – 5/29/21 at TB... **WALKS:** 7 – 4/7/19 vs WSH... **LONGEST OUTING:** 9.0 inn. – 3 times, last: 8/8/21 vs NYM... **WINNING STREAK:** 7 games – 7/14-8/25/18... **LOSING STREAK:** 5 games – 2 times, last: 5/4-6/22/18... **SCORELESS STREAK:** 23.0 inn. – 7/24-8/10/18



JUSTIN WILLIAMS

24

B-T: L-R

HT: 6-1; **WT:** 215

OPENING DAY AGE: 26

BORN: August 20, 1995, Houma, LA

RESIDES: Houma, LA

ML SERVICE: 137 days

HOW OBTAINED: Signed by Phillies as a minor league free agent, 3/3/22

2022 PHILLIES

Non-Roster Invitee **Outfielder**

2021

- Made his first career Opening Day roster
- Appeared in 51 games with STL, making 33 starts (17 in RF and 16 in LF)
- Clubbed his first ML home run on 4/16 at PHI (Zach Eflin)
- Hit a pinch-hit home run on 5/1 at PIT (Sean Poppen)
- Was on the 10-day IL, 6/3-17, with a stiff neck; included a rehab assignment to Memphis (AAA), 6/11-17
- Optioned to Memphis on 6/18
- Was on the IL, 8/2-9/19 with a hamstring strain; included rehab assignments to Florida Complex League Cardinals (R) and Palm Beach (A)

2020

- Appeared in three games with STL, making two starts (1 in RF, 1 as DH)
- Made his first ML start and STL debut on 9/16 at MIL, recording his first ML hit on the second pitch he saw

2019

- Began season on STL's IL with a right hand second metacarpal fracture
- Was reinstated on 5/5 and optioned to Springfield (AA)
- Was on the IL, 5/23-6/26, with a lower body injury
- Promoted to Memphis on 6/30 and was on the IL, 7/5-29
- Following the season, played for Mexicali in the Mexican Pacific Winter League

2018

- Was named an International League midseason All-Star
- Began season with Durham (AAA)
- Recalled by TB on 7/21 and made his ML debut as a pinch-hitter vs MIA that day
- Was transferred back to Durham the following day and on 7/31 was traded to STL in the deal that sent Tommy Pham to TB
- Was assigned to Memphis, which went on to win the Pacific Coast League championship, his second consecutive triple-A championship

2017

- Named a Southern League postseason All-Star and MiLB.com Organization All-Star
- Ranked 3rd in the SL in SLG (.489) and 4th in AVG (.301)
- Ranked 2nd among TB minor leaguers with 14 home runs and was 3rd in RBI (72) and 7th in AVG

- Spent entire regular season with Montgomery (AA) and was named the club's MVP by the TB baseball operations department
- Was on the IL, 5/5-29, with a left knee contusion
- Named Rays Minor League Hitter of the Month in August, slashing .333/.411/.677 with eight doubles, eight home runs and 28 RBI
- Had three home runs and six RBI on 8/30 vs Mobile
- Was promoted to Durham for the IL playoffs, batting .333 (4-12) in four games and helping Durham to the International League and triple-A championships
- Following the season, was ranked the No. 8 prospect in the TB minor league system by *Baseball America*

2016

- Began season with Charlotte (A)
- Was on the IL from 4/20-5/9 with a right hamstring injury
- Promoted to Montgomery on 7/18
- Named Rays Minor League Hitter of the Month for July, batting .382/.396/.652 with four doubles, a triple, six home runs and 24 RBI between the two levels
- Overall, batted .295 (100-342) between Charlotte and Montgomery
- Played for Peoria in the Arizona Fall League
- Following the season, was ranked the No. 9 prospect in TB's minor league system by *Baseball America*

2015

- Split season, his first in TB's organization, between Bowling Green (A) and Charlotte
- Combined to bat .277 (130-470) with seven home runs and 48 RBI in 130 games between the two levels
- Following the season, played for Brisbane in the Australian Baseball League, where he was 2nd in SLG (.582), T-2nd in home runs (10), 3rd in AVG (.342) and T-3rd in hits (63)
- Won league championships with both Charlotte and Brisbane

2014

- Named a Pioneer League postseason All-Star
- Led the PL in batting average (.386)
- Began season with Missoula (A)
- Promoted to South Bend (A) on 8/3
- At the time of his promotion, had a Missoula club-record 28-game hitting streak during which he batted .443 (51-115)

2013

- Began pro career with Arizona League D-backs (R)
- Named an AZL postseason All-Star

PERSONAL

Justin Paul Williams... 2013 graduate of Terrebonne High School (LA)... Won the Home Run Derby at the Perfect Game Showcase at Petco Park in 2012... **Hobbies:** Exploring nature, playing video games, gardening with his girlfriend, meditating on the beach, playing with his dog, traveling and eating at plant-based restaurants... **Signed by:** Rusty Pendergrass

JUSTIN WILLIAMS' CAREER STATISTICS

YEAR	CLUB	AVG	G	AB	R	H	2B	3B	HR	RBI	SH	SF	HP	BB	SO	SB	CS	OBP	SLG	OPS	E
2013	AZL D-backs	.345	37	148	17	51	12	0	1	32	0	0	5	8	35	0	1	.398	.446	.843	5
	Missoula	.412	11	51	12	21	6	0	0	5	0	0	0	1	7	0	0	.423	.529	.953	2
	South Bend	.111	3	9	3	1	0	0	0	0	0	0	0	2	2	0	0	.273	.111	.384	0
2014	Missoula	*.386	46	189	31	73	6	2	2	23	0	2	0	17	44	1	1	.433	.471	.904	1
	South Bend	.284	28	102	16	29	6	3	2	23	0	0	3	7	23	0	1	.348	.461	.809	4
2015	Bowling Green	.284	99	387	43	110	25	2	7	42	0	4	2	13	76	3	1	.308	.413	.721	4
	Charlotte	.241	23	83	8	20	5	0	0	6	0	0	0	1	14	3	1	.250	.301	.551	3
2016	Charlotte	.330	51	194	23	64	11	0	4	31	0	2	1	6	26	0	1	.350	.448	.798	4
	Montgomery	.250	39	148	20	37	7	2	6	28	0	1	1	5	30	0	1	.277	.446	.723	1
2017	Montgomery	.301	96	366	53	110	21	3	14	72	0	4	2	37	69	6	2	.364	.489	.853	5
2018	Durham	.258	94	356	41	92	18	0	8	46	2	0	3	25	81	4	3	.313	.376	.689	2
	TAMPA BAY	.000	1	1	0	0	0	0	0	0	0	0	0	0	0	0	0	.000	.000	.000	0
	Memphis	.217	21	69	8	15	3	0	3	11	0	1	1	5	17	0	1	.276	.391	.668	1
2019	Springfield	.193	17	57	7	11	1	0	1	3	0	0	0	4	17	1	0	.246	.263	.509	0
	Memphis	.353	36	102	20	36	5	0	7	26	0	1	0	16	30	0	0	.437	.608	1.045	0
2020	ST. LOUIS	.200	3	5	0	1	0	0	0	0	0	0	0	1	2	0	0	.333	.200	.533	0
2021	ST. LOUIS	.160	51	119	10	19	0	0	4	11	0	0	1	17	46	0	1	.270	.261	.531	2
	Memphis	.274	23	84	10	23	4	1	6	19	0	0	1	3	23	1	0	.307	.560	.866	0
	FCL Cardinals	.143	4	14	1	2	1	0	0	3	0	0	1	0	3	0	0	.200	.214	.414	0
	Palm Beach	.143	2	7	0	1	0	0	0	0	0	0	0	1	0	1	0	.143	.143	.286	0
Minors Totals		.294	630	2366	313	696	131	13	61	370	2	15	20	150	498	19	14	.340	.438	.777	28
AL Totals		.000	1	1	0	0	0	0	0	0	0	0	0	0	0	0	0	.000	.000	.000	0
NL Totals		.161	54	124	10	20	0	0	4	11	0	0	1	18	48	0	1	.273	.258	.531	2
ML Totals		.160	55	125	10	20	0	0	4	11	0	0	1	18	48	0	1	.271	.256	.527	2

* League leader

WILLIAMS' CAREER TRANSACTIONS

- Selected by Arizona Diamondbacks in 2nd round of June 2013 draft
- Traded to Tampa Bay Rays with Andrew Velazquez (of) for Jeremy Hellickson (rhp), November 14, 2014
- Traded to St. Louis Cardinals with Roel Ramirez (rhp) and Génesis Cabrera (lhp) for Tommy Pham (of) and international cap space, July 31, 2018
- On injured list with a right hand second metacarpal fracture, March 25-May 4, 2019
- On injured list with a stiff neck, June 3-17, 2021; included rehab assignment to Memphis, June 11-17
- Signed by Philadelphia as a minor league free agent, March 3, 2022

WILLIAMS' CAREER FIELDING

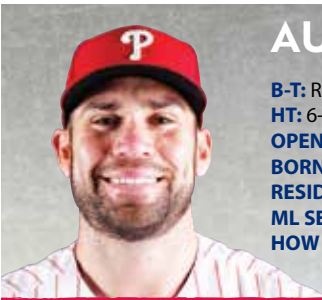
POSITION	PCT	G	PO	A	E	TC	DP
Outfield	.971	43	62	4	2	68	1

WILLIAMS' GAME HIGHS

HITS: 2-3 times, last: 5/31/21 at LAD... **RUNS:** 2-2 times, last: 5/19/21 vs PIT... **DOUBLES:** N/A... **TRIPLES:** N/A... **HOME RUNS:** 1... **RBI:** 3-4/13/21 vs WSH... **WALKS:** 2-5/19/21 vs PIT... **STOLEN BASES:** N/A... **HITTING STREAK:** 3 games - 4/11-13/21

WILLIAMS' NOTABLE HOMERS

GRAND SLAMS: None... **INSIDE-THE-PARK HR:** None... **LEADOFF HR:** None... **PINCH HR:** 1-5/1/21 at PIT (Sean Poppen)... **WALK-OFF HR:** None



AUSTIN WYNNS

50

B-T: R-R

HT: 6-0; **WT:** 190

OPENING DAY AGE: 31

BORN: December 10, 1990, San Diego, CA

RESIDES: Poway, CA

ML SERVICE: 1 year, 142 days

HOW OBTAINED: Signed by Phillies as a minor league free agent, 3/19/22

@AustinWynns
 @awynns12

2022 PHILLIES

Non-Roster Invitee **Catcher**

2021

- Began season at BAL's alternate training site; was assigned to Norfolk (AAA) at the start of the minor league season
- Had his contract selected on 5/31 and spent the remainder of the season with BAL
- Slugged his first career grand slam on 6/12 at TB (Rich Hill), also recording a career-high four RBI
- Appeared in 44 games (39 starts) at catcher, throwing out 11 of 29 attempted base stealers (37.9%)

2020

- Appeared in 12 games for BAL in ML spring training
- Spent season at BAL's alternate training site

2019

- Began season on BAL's IL with a left oblique strain
- Was reinstated on 4/17 after a rehab assignment to Bowie (AA) and was optioned to Norfolk
- Shuttled between Norfolk and BAL for the remainder of the season
- Following the season, played for Escogido in the Dominican Winter League

2018

- Began season with Norfolk
- Was recalled by BAL on 6/5; made his ML debut that day vs NYM and recorded a single in his first ML at-bat
- Hit his first ML home run on 6/7 at TOR (Tyler Clippard)
- Optioned to Norfolk, 6/27, and recalled again by BAL, 7/14
- Had a career-best eight-game hitting streak, 7/27-8/15, batting .423 (11-26) during the streak
- Hit .274 (23-84) with 12 runs and 10 RBI in 32 games after the All-Star break

2017

- Spent entire season with Bowie
- Set professional highs in games played (105), hits (104), runs (54), RBI (46), doubles (19), home runs (10) and walks (52)
- Began season with a 12-game hitting streak, batting .442 (19-43) during the streak

2016

- Began season with Frederick (A) and was promoted to Bowie, 5/31
- Batted .359 (14-39) in 11 June games for Bowie
- Promoted to Norfolk on 7/26 and transferred to Frederick on 8/2 for the remainder of the season
- In 23 August games with Frederick, slashed 368/.398/.460
- Between the three levels, threw out 29 of 64 attempted base stealers (45.3%)
- Following the season, played for Peoria in the Arizona Fall League and Toros in the DWL

2015

- Spent majority of the season with Frederick
- Had a 10-game hitting streak with nine RBI, 5/21-6/9, that began in Frederick and ended in Bowie
- Batted .362 (25-69) against LHP
- Was on the IL, 8/22-9/22, with a right ankle sprain

2014

- Spent majority of the season with Delmarva (A)
- Posted two hitting streaks of 12 or more games, 4/30-5/16 (12) and 6/29-7/21 (14)
- Batted .281 (38-135) in 38 home games
- Had a brief stint with Frederick to end the season

2013

- Began pro career with Aberdeen (A)
- Named a New York-Penn League midseason All-Star
- Had a 10-game hitting streak from 7/18-31

PERSONAL

Robert Austin Wynns... 2009 graduate of Poway High School (CA)... Attended Fresno State University (CA), where he was teammates with Aaron Judge... **Signed by:** Rich Morales

AUSTIN WYNN'S CAREER STATISTICS

YEAR	CLUB	AVG	G	AB	R	H	2B	3B	HR	RBI	SH	SF	HP	BB	SO	SB	CS	OBP	SLG	OPS	E
2013	Aberdeen	.235	54	187	11	44	7	0	0	21	0	3	1	13	33	1	1	.284	.273	.557	2
2014	Delmarva	.252	85	313	24	79	16	0	1	33	1	2	3	22	52	0	2	.306	.313	.619	3
	Frederick	.214	5	14	3	3	1	0	0	4	1	1	0	3	0	0	0	.333	.286	.619	0
2015	Frederick	.274	74	230	21	63	16	0	3	28	0	4	2	26	39	2	1	.247	.383	.730	7
	Bowie	.375	4	16	1	6	2	0	0	3	0	0	0	0	4	0	0	.375	.500	.875	0
2016	Frederick	.303	51	188	23	57	10	0	5	20	1	2	2	13	32	0	0	.351	.436	.787	1
	Bowie	.247	21	73	11	18	7	0	0	10	1	1	0	7	12	1	0	.309	.342	.651	1
	Norfolk	.278	8	18	3	5	1	0	1	4	0	0	0	2	0	0	0	.278	.500	.778	0
2017	Bowie	.281	105	370	54	104	19	1	10	46	2	3	7	52	64	1	0	.377	.419	.796	2
2018	Norfolk	.230	41	139	19	32	4	0	4	16	0	2	1	11	38	0	0	.288	.345	.633	2
	BALTIMORE	.255	42	110	16	28	2	0	4	11	3	0	0	5	25	0	0	.287	.382	.669	1
2019	Bowie	.294	4	17	2	5	2	0	0	4	0	0	0	3	4	0	0	.400	.412	.812	0
	Norfolk	.264	62	197	26	52	5	0	3	25	2	3	3	25	35	0	0	.351	.335	.686	2
	BALTIMORE	.214	28	70	8	15	1	0	1	5	1	0	0	3	14	0	0	.247	.271	.518	3
2020	Did not play																				
2021	Norfolk	.333	15	48	7	16	2	0	3	9	1	1	3	7	11	0	0	.448	.563	1.011	1
	BALTIMORE	.185	45	130	14	24	4	0	4	14	1	0	0	8	31	1	0	.232	.308	.540	1
	Minors Totals	.267	529	1810	205	484	92	1	30	223	9	22	22	182	326	5	4	.338	.369	.707	21
ML	Totals	.216	115	310	38	67	7	0	9	30	5	0	0	16	70	1	0	.255	.326	.580	5

WYNN'S CAREER TRANSACTIONS

- Selected by Baltimore Orioles in 10th round of June 2013 draft
- On injured list with a left oblique strain, March 25-April 16, 2019; included rehab assignment to Bowie, April 13-16
- Signed by Philadelphia as a minor league free agent, March 19, 2022

WYNN'S CAREER FIELDING

POSITION	PCT	G	PO	A	E	TC	DP	PB
Catcher	.994	110	718	56	5	779	5	5
Pitcher	—	1	0	0	0	0	0	0
First base	1.000	1	1	0	0	1	0	0

WYNN'S GAME HIGHS

HITS: 2 – 13 times, last: 9/12/21 vs TOR... **RUNS:** 3 – 2 times, last: 8/29/18 vs TOR... **DOUBLES:** 1... **TRIPLES:** None... **HOME RUNS:** 1... **RBI:** 4 – 6/12/21 at TB... **WALKS:** 1... **STOLEN BASES:** 1... **HITTING STREAK:** 8 games – 7/27-8/15/18

WYNN'S NOTABLE HOME RUNS

GRAND SLAMS: 1 – 6/12/21 at TB (Rich Hill)... **INSIDE-THE-PARK HR:** None... **LEADOFF HR:** None... **PINCH HR:** None... **WALK-OFF HR:** None

2021 REVIEW



2021 TEAM NOTES

SEASON RECAP

The Phillies finished 82-80 (.506), which marked the club's first winning season since 2011... Overall, the Phillies slashed .240/.318/.408 (.726 OPS)... Phillies pitchers combined for a 4.39 ERA (692 ER, 1,418.2 IP), which included a 4.25 mark from the starters and a 4.60 ERA from the relievers... Philadelphia went 41-35 (.539 winning %) against the National League East, which was their best record against their own division since 2011.

NO. 34 ENSHRINED FOREVER

On Aug. 8, Roy Halladay's No. 34 was formally retired as he joined Richie Ashburn (1), Robin Roberts (36), Steve Carlton (32), Mike Schmidt (20), Jim Bunning (14), Jackie Robinson (42), Dick Allen (15), Grover Cleveland Alexander and Chuck Klein as the only players in Phillies history to have their numbers retired... Halladay, who died tragically in November 2017 at the age of 40, amassed numerous accolades in his four seasons with the Phillies (2010-13), which included the 2010 NL Cy Young Award, the 20th perfect game in MLB history (5/29/10 at FLA) and the second post-season no-hitter in MLB history (10/6/10 vs CIN)... Halladay was posthumously enshrined into the National Baseball Hall of Fame on July 21, 2019, in Cooperstown and inducted into the Toyota Phillies Wall of Fame in 2018.

JUST. SCORE. FOUR.

From July 1 through the end of the year, the Phillies went 40-9 (.816 winning %) in games that they scored at least four runs and they won 17 of their last 19 when doing so (8/27-10/3)... From July 1 on, the Phillies went 5-30 (.143 winning %) when they scored three runs or fewer and they lost 20 of their last 22 when doing so (8/13-10/2)... Overall, the Phillies went 66-23 (.742 winning %) when they scored at least four and they went 16-57 (.219 winning %) when held to three or fewer.

DAYDREAM

The Phillies went 34-18 in day games, which included a 23-7 mark in 30 day games at home... Philadelphia's .654 winning percentage during the day ranked 2nd in the NL and 4th in MLB behind only TOR (.690), TB (.672) and SF (.667)... The Phillies' .654 winning percentage in day games was the highest in franchise history, eclipsing the previous mark of .647, which was set in 2011.

PRESSURE COOKERS

As a team, the Phillies scored 201 runs in high-leverage situations, which ranked 1st in the NL and 2nd in MLB behind only SEA (214)... The Phillies slashed .267/.351/.435 in 596 high-leverage plate appearances and their .786 OPS ranked 4th in MLB behind only SEA (.849), SF (.814) and BOS (.797)... Individually, Bryce Harper slashed .300/.577/.400 in 52 high-leverage plate appearances and Andrew McCutchen slashed .267/.375/.600 in 56 plate appearances.

HERE'S TO YOU, DAVID

In July, David Montgomery was honored in Cooperstown with the Buck O'Neil Lifetime Achievement Award... The Phillies honored Montgomery, the club's beloved former president and chief executive officer, during an on-field tribute prior to a game on Aug. 6 vs NYM... 2008 World Series champion Chase Utley narrated a PhanaVision video tribute that spotlighted moments from David's career, as well as the Hall of Fame Awards Presentation... In honor of David, a new Hall of Fame Awards display was unveiled, which is permanently located in the Hall of Fame Club... Among those family members who took part in the tribute were David's wife, Lyn Montgomery, along with Cameron and Will McFall, David's grandsons, who threw out a ceremonial first pitch before that night's game... A Philadelphia icon, David's impact extended beyond the game and into the community... He worked closely with Phillies Charities, Inc. and helped raise nearly \$20 million for the ALS Association of Greater Philadelphia... David passed away after a five-year battle with cancer in May 2019.

A CHECK OF THE SCHEDULE

The Phillies played their final home game against the National League East on Aug. 8 vs NYM; each of the Phillies' final 26 games at CBP came outside of their own division... The only other time since 1969 (when division play was established) that the Phillies played their final division home game before September was Aug. 11, 1994 vs NYM (final game before the strike)... The last time a ML team concluded divisional play at home before September was CLE on Aug. 1, 1999 vs CWS.

ON THE MEND

Below is a list of all the Phillies' official IL stints in 2021:

Player	Injury	Date On	Date Off
S. Dominguez	Tommy John surgery rehab	2/17	10/2
Archie Bradley	Left oblique strain	4/11	5/18
José Alvarado	COVID-related IL	4/19	4/26
Matt Moore	COVID-related IL	4/19	4/26
Ronald Torreyes	COVID-related IL	4/19	5/18
Jean Segura	Right quad strain	4/21	5/7
Didi Gregorius	COVID-related IL	4/30	5/1
Roman Quinn	COVID-related IL	5/1	5/2
Roman Quinn	Right index finger laceration	5/5	5/25
Matt Joyce	Right calf strain	5/5	5/21
JoJo Romero	Left elbow sprain	5/6	
J.T. Realmuto	COVID-related IL	5/13	5/14
Didi Gregorius	Right elbow impingement	5/14	7/2
Scott Kingery	Concussion	5/17	6/7
J.T. Realmuto	Left hand contusion	5/18	5/29
Matt Moore	Low back spasms	5/21	6/23
Bryce Harper	Left forearm contusion	5/23	6/5
Roman Quinn	Left Achilles injury	5/30	
Chase Anderson	COVID-related IL	6/5	6/8
David Hale	COVID-related IL	6/5	6/8
Brandon Kintzler	Neck strain	6/7	7/1
Chase Anderson	COVID-related IL	6/10	7/25
Jean Segura	Left groin strain	6/16	6/29
Andrew Knapp	Concussion	6/19	6/26
Matt Joyce	Low back spasms	6/19	9/11
Sam Coonrod	Right forearm tendinitis	6/24	8/24
Odúbel Herrera	Left ankle tendinitis	7/9	7/22
Alec Bohm	COVID-related IL	7/11	7/23
Connor Brogdon	COVID-related IL	7/11	7/17
Bailey Falter	COVID-related IL	7/11	7/16
Aaron Nola	COVID-related IL	7/11	7/20
Zach Eflin	Right patella tendinitis	7/17	8/26
Bailey Falter	COVID-related IL	7/20	8/14
JD Hammer	COVID-related IL	7/20	7/27
Travis Jankowski	COVID-related IL	7/25	7/30
Freddy Galvis*	Strained right quadriceps	6/27	8/24
A. McCutchen	Left knee inflammation	8/1	8/11
Vince Velasquez	Right middle finger blister	7/31	9/11
Connor Brogdon	Right elbow tendinitis	7/31	8/11
Chase Anderson	Right triceps tendinitis	8/5	8/15
Rhys Hoskins	Left groin strain	8/7	8/21
José Alvarado	Left shoulder impingement	8/8	8/26
Rhys Hoskins	Left groin strain	8/26	
Zach Eflin	COVID-related IL	8/27	
Andrew Knapp	COVID-related IL	8/27	9/12
Luke Williams	COVID-related IL	8/27	9/20
Travis Jankowski	Right foot contusion	9/11	9/22
Connor Brogdon	Right groin strain	9/13	9/28
Matt Moore	Low back strain	9/23	9/20
Archie Bradley	Right oblique strain	9/24	
Connor Brogdon	Right groin tightness	10/1	

*Acquired on 7/30

MAJOR LEAGUE STANDINGS

AL EAST	W	L	PCT	GB	L10	STRK	HOME	ROAD	RS	RA	DIFF
Tampa Bay-z	100	62	.617	-	7-3	L1	52-29	48-33	857	651	+206
Boston-w	92	70	.568	8.0	5-5	W3	49-32	43-38	829	749	+80
NY Yankees-w	92	70	.568	8.0	7-3	W1	46-35	46-35	711	669	+42
Toronto	91	71	.562	9.0	6-4	W3	47-33	44-38	846	663	+183
Baltimore	52	110	.321	48.0	4-6	L3	27-54	25-56	659	956	-297
AL CENTRAL	W	L	PCT	GB	L10	STRK	HOME	AWAY	RS	RA	DIFF
Chi White Sox-y	93	69	.574	-	7-3	L1	53-28	40-41	796	636	+160
Cleveland	80	82	.494	13.0	5-5	W1	40-41	40-41	717	727	-10
Detroit	77	85	.475	16.0	3-7	W1	42-39	35-46	697	756	-59
Kansas City	74	88	.457	19.0	5-5	L2	39-42	35-46	686	788	-102
Minnesota	73	89	.451	20.0	6-4	W2	38-43	35-46	729	834	-105
AL WEST	W	L	PCT	GB	L10	STRK	HOME	AWAY	RS	RA	DIFF
Houston-y	95	67	.586	-	4-6	W2	51-30	44-37	863	658	+205
Seattle	90	72	.556	5.0	7-3	L1	46-35	44-37	697	748	-51
Oakland	86	76	.531	9.0	4-6	L2	43-38	43-38	743	687	+56
LA Angels	77	85	.475	18.0	5-5	W1	40-42	37-43	723	804	-81
Texas	60	102	.370	35.0	5-5	L1	36-45	24-57	625	815	-190
NL EAST	W	L	PCT	GB	L10	STRK	HOME	AWAY	RS	RA	DIFF
Atlanta-y	88	73	.547	-	8-2	W2	42-38	46-35	790	656	+134
Philadelphia	82	80	.506	6.5	4-6	L2	47-34	35-46	734	745	-11
NY Mets	77	85	.475	11.5	4-6	L2	47-34	30-51	636	668	-32
Miami	67	95	.414	21.5	3-7	W2	42-39	25-56	623	701	-78
Washington	65	97	.401	23.5	2-8	L5	35-46	30-51	724	820	-96
NL CENTRAL	W	L	PCT	GB	L10	STRK	HOME	AWAY	RS	RA	DIFF
Milwaukee-y	95	67	.586	-	4-6	L4	45-36	50-31	738	623	+115
St. Louis-w	90	72	.556	5.0	7-3	L2	45-36	45-36	706	672	+34
Cincinnati	83	79	.512	12.0	5-5	W1	44-37	39-42	786	760	+26
Chi Cubs	71	91	.438	24.0	4-6	W2	39-42	32-49	705	839	-134
Pittsburgh	61	101	.377	34.0	4-6	L1	37-44	24-57	609	833	-224
NL WEST	W	L	PCT	GB	L10	STRK	HOME	AWAY	RS	RA	DIFF
San Francisco-z	107	55	.660	-	8-2	W1	54-27	53-28	804	594	+210
LA Dodgers-w	106	56	.654	1.0	9-1	W7	58-23	48-33	830	561	+269
San Diego	79	83	.488	28.0	2-8	L1	45-36	34-47	729	708	+21
Colorado	74	87	.460	32.5	3-7	L2	48-33	26-54	739	796	-57
Arizona	52	110	.321	55.0	4-6	W2	32-49	20-61	679	893	-214

w - Clinched Wild Card; y - Clinched Division; z - Clinched Division and Best Record in League

WILD CARD STANDINGS

AMERICAN LEAGUE

DIVISION LEADERS	W	L	PCT	WCGB
E-Tampa Bay	100	62	.617	-
W-Houston	95	67	.586	-
C-Chi White Sox	93	69	.574	-

WILD CARD	W	L	PCT	WCGB
Boston	92	70	.568	-
NY Yankees	92	70	.568	-
Toronto	91	71	.562	1.0
Seattle	90	72	.556	2.0
Oakland	86	76	.531	6.0
Cleveland	80	82	.494	12.0
Detroit	77	85	.475	15.0
LA Angels	77	85	.475	15.0
Kansas City	74	88	.457	18.0
Minnesota	73	89	.451	19.0
Texas	60	102	.370	32.0
Baltimore	52	110	.321	40.0

NATIONAL LEAGUE

DIVISION LEADERS	W	L	PCT	WCGB
W-San Francisco	107	55	.660	-
C-Milwaukee	95	67	.586	-
E-Atlanta	88	73	.547	-

WILD CARD	W	L	PCT	WCGB
LA Dodgers	106	56	.654	+16.0
St. Louis	90	72	.556	-
Cincinnati	83	79	.512	7.0
Philadelphia	82	80	.506	8.0
San Diego	79	83	.488	11.0
NY Mets	77	85	.475	13.0
Colorado	74	87	.460	15.5
Chi Cubs	71	91	.438	19.0
Miami	67	95	.414	23.0
Washington	65	97	.401	25.0
Pittsburgh	61	101	.377	29.0
Arizona	52	110	.321	38.0

The top two Wild Card teams from each league make the postseason and play each other in a one-game playoff.

2021 FINAL STATISTICS

PLAYER	W-L	ERA	G	GS	CG	SHO	SV	IP	H	R	ER	HR	HB	BB	SO	WP	BK	AVG
Alvarado, J	7-1	4.20	64	0	0	0	5	55.2	42	30	26	5	7	47	68	9	1	.213
Anderson, C	2-4	6.75	14	9	0	0	0	48.0	51	36	36	10	3	20	35	0	0	.268
Bedrosian, C	0-0	4.35	11	1	0	0	0	10.1	8	5	5	2	0	7	8	0	0	.211
Bradley, A	7-3	3.71	53	0	0	0	2	51.0	51	24	21	5	3	22	40	1	0	.258
Brogdon, C	5-4	3.43	56	1	0	0	1	57.2	47	27	22	6	1	18	50	2	0	.221
Coonrod, S	2-2	4.04	42	2	0	0	2	42.1	41	21	19	5	3	15	48	4	0	.247
Crouse, H	0-2	5.14	2	2	0	0	0	7.0	4	4	4	2	0	7	2	0	0	.167
De Los Santos, E	1-1	6.75	26	0	0	0	0	28.0	34	28	21	7	3	14	42	5	0	.288
Dohy, K	0-0	0.00	1	0	0	0	0	1.0	1	0	0	0	0	1	1	0	0	.250
Dominguez, S	0-0	0.00	1	0	0	0	0	1.0	0	0	0	0	0	0	1	0	0	.000
Eflin, Z	4-7	4.17	18	18	0	0	0	105.2	116	52	49	15	3	16	99	2	0	.276
Falter, B	2-1	5.61	22	1	0	0	0	33.2	34	21	21	5	2	6	34	2	0	.262
Feliz, N	0-1	36.00	2	0	0	0	0	1.0	4	4	4	1	1	1	2	0	0	.571
Gibson, K	4-6	5.09	12	11	0	0	0	69.0	66	40	39	8	3	23	61	0	1	.250
Hale, D	0-2	6.41	17	1	0	0	0	26.2	30	20	19	5	1	9	21	2	0	.283
Hammer, J	1-1	4.95	20	0	0	0	0	20.0	21	11	11	3	2	11	22	1	0	.259
Howard, S	0-2	5.72	11	7	0	0	0	28.1	25	19	18	2	3	17	31	2	0	.236
Jones, D	0-0	0.00	1	0	0	0	0	0.1	1	0	0	0	0	2	0	0	0	.500
Kennedy, I	3-1	4.13	23	0	0	0	10	24.0	18	12	11	7	2	10	27	0	0	.202
Kintzler, B	2-1	6.37	29	1	0	0	0	29.2	45	23	21	7	1	8	22	0	0	.344
Knapp, A	0-0	0.00	1	0	0	0	0	0.1	0	0	0	0	0	0	0	0	0	.000
Llovera, M	1-0	9.45	6	0	0	0	0	6.2	10	7	7	5	1	4	7	1	0	.333
Maton, N	0-0	0.00	1	0	0	0	0	0.1	0	0	0	0	0	0	1	0	0	.000
Medina, A	0-0	3.52	4	1	0	0	0	7.2	9	3	3	0	3	4	6	0	0	.310
Moore, M	2-4	6.29	24	13	0	0	0	73.0	78	54	51	15	2	38	63	3	0	.274
Neris, H	4-7	3.63	74	0	0	0	12	74.1	55	34	30	12	4	32	98	4	1	.202
Nola, A	9-9	4.63	32	32	1	1	0	180.2	165	95	93	26	9	39	223	0	1	.237
Paulino, D	0-0	9.00	1	0	0	0	0	2.0	3	2	2	1	0	0	0	0	0	.333
Romero, J	0-0	7.00	11	0	0	0	0	9.0	12	8	7	4	1	4	8	0	0	.308
Rosso, R	0-0	5.63	7	0	0	0	0	8.0	10	6	5	2	0	3	7	2	1	.313
Sánchez, C	1-0	4.97	7	1	0	0	0	12.2	16	8	7	1	0	7	13	0	0	.320
Suárez, R	8-5	1.36	39	12	1	1	4	106.0	73	20	16	4	5	33	107	1	0	.194
Torreyes, R	0-0	13.50	2	0	0	0	0	2.2	6	4	4	2	0	0	1	0	0	.429
Velasquez, V	3-6	5.95	21	17	0	0	0	81.2	76	55	54	17	4	45	85	2	0	.244
Wheeler, Z	14-10	2.78	32	32	3	2	0	213.1	169	72	66	16	8	46	247	6	0	.215
PHILLIES	82-80	4.39	162	162	5	4	36	1418.2	1321	745	692	200	75	509	1480	49	5	.244
OPPONENTS	80-82	4.01	162	162	1	10	35	1420.0	1288	734	632	198	67	564	1402	48	4	.240

2021 REVIEW

STARTERS BY BATTING ORDER

- 1st** Herrera – 63; McCutchen – 43; Segura – 34; Jankowski – 4; Joyce – 4; Galvis – 3; Miller – 3; Vierling – 3; Realmuto – 2; Williams – 2; Quinn – 1
- 2nd** Segura – 75; Hoskins – 36; Realmuto – 29; Miller – 9; Bohm – 4; Herrera – 3; Jankowski – 2; Joyce – 2; McCutchen – 1; Torreyes – 1
- 3rd** Harper – 126; Hoskins – 15; Realmuto – 15; McCutchen – 2; Miller – 2; Segura – 2
- 4th** Realmuto – 70; McCutchen – 36; Hoskins – 21; Harper – 14; Gregorius – 9; Bohm – 6; Miller – 5; Herrera – 1
- 5th** Bohm – 39; Gregorius – 33; Miller – 30; McCutchen – 28; Hoskins – 20; Realmuto – 6; Bonifacio – 2; Herrera – 2; Jankowski – 1; Vierling – 1
- 6th** Gregorius – 34; Bohm – 30; McCutchen – 22; Miller – 14; Galvis – 10; Herrera – 8; Hoskins – 7; Segura – 7; Torreyes – 6; Vierling – 5; Williams – 5; Maton – 4; Knapp – 3; Jankowski – 2; Joyce – 2; Bonifacio – 1; Kingery – 1; Marchán – 1
- 7th** Torreyes – 37; Gregorius – 22; Bohm – 19; Knapp – 16; Miller – 16; Herrera – 10; Maton – 10; Segura – 9; Williams – 7; Galvis – 5; Jankowski – 3; Moniak – 2; Quinn – 2; Vierling – 2; Hoskins – 1; Joyce – 1
- 8th** Torreyes – 37; Herrera – 20; Knapp – 16; Jankowski – 14; Maton – 14; Marchán – 12; Quinn – 11; Galvis – 9; Williams – 9; Haseley – 7; Moniak – 5; Vierling – 4; Bohm – 3; Kingery – 1
- 9th** Wheeler – 31; Nola – 30; Eflin – 17; Velasquez – 15; Moore – 12; Suárez – 12; Gibson – 11; Anderson – 8; Howard – 6; Jankowski – 4; Maton – 3; Coonrod – 2; Crouse – 2; Knapp – 2; Bedrosian – 1; Brogdon – 1; Falter – 1; Hale – 1; Medina – 1; Sánchez – 1; Torreyes – 1

2021 SPRING TRAINING STATISTICS

PLAYER	AVG	G	AB	R	H	2B	3B	HR	RBI	SH	SF	HP	BB	SO	SB	CS	OBP	SLG	OPS	E
Alvarado, J	.000	2	0	0	0	0	0	0	0	0	0	0	0	0	0	0	.000	.000	.000	1
Bethancourt, C	.083	14	12	1	1	0	0	0	0	0	0	0	2	4	0	0	.214	.083	.298	0
Bohm, A	.317	16	41	7	13	4	0	1	6	0	0	0	7	7	0	0	.417	.488	.904	1
Bradley, A	.000	3	0	0	0	0	0	0	0	0	0	0	0	0	0	0	.000	.000	.000	0
Brogdon, C	.000	2	0	0	0	0	0	0	0	0	0	0	0	0	0	0	.000	.000	.000	0
Cabral, E	.143	8	7	0	1	0	0	0	0	0	0	0	2	2	0	0	.333	.143	.476	0
Carr, T	.000	2	0	0	0	0	0	0	0	0	0	0	0	0	0	0	.000	.000	.000	0
Chatham, C	.174	10	23	4	4	1	0	0	2	0	0	0	1	6	0	0	.208	.217	.426	3
Coonrod, S	.000	2	0	0	0	0	0	0	0	0	0	0	0	0	0	0	.000	.000	.000	1
Durán, R	.385	17	13	0	5	1	0	0	1	0	0	0	1	4	0	0	.429	.462	.890	2
Feliz, N	.000	2	0	0	0	0	0	0	0	0	0	0	0	0	0	0	.000	.000	.000	0
Garcia, J	.000	2	0	0	0	0	0	0	0	0	0	0	0	0	0	0	.000	.000	.000	0
Garcia, L	.190	23	21	3	4	2	0	0	1	1	0	0	3	10	1	0	.292	.286	.577	0
Gregorius, D	.205	15	39	8	8	1	0	3	12	0	0	3	1	7	1	0	.279	.462	.741	3
Hall, D	.275	24	40	3	11	7	1	1	9	0	1	1	4	10	0	0	.348	.575	.923	0
Hammer, J	.000	2	0	0	0	0	0	0	0	0	0	0	0	0	0	0	.000	.000	.000	0
Harper, B	.343	15	35	10	12	3	0	4	8	0	0	0	9	11	0	1	.477	.771	1.249	0
Haseley, A	.316	7	19	3	6	1	0	1	5	0	0	0	2	4	1	0	.381	.526	.907	0
Hennigan, J	.000	2	0	0	0	0	0	0	0	0	0	0	0	0	0	0	.000	.000	.000	0
Herrera, O	.231	17	52	11	12	1	0	4	4	0	0	0	1	11	1	0	.245	.481	.726	0
Hoskins, R	.205	14	39	5	8	2	0	1	5	0	0	1	4	13	2	0	.295	.333	.629	0
Jankowski, T	.240	19	25	2	6	0	1	0	0	0	0	0	6	5	3	1	.387	.320	.707	0
Joyce, M	.310	12	29	3	9	0	0	1	4	0	0	0	7	5	0	0	.444	.414	.858	0
Kingery, S	.159	15	44	6	7	3	0	1	3	1	0	0	4	19	2	1	.229	.295	.525	0
Kintzler, B	.000	3	0	0	0	0	0	0	0	0	0	0	0	0	0	0	.000	.000	.000	0
Knapp, A	.171	16	41	1	7	2	0	0	6	0	2	0	1	11	0	0	.182	.220	.401	2
Marchan, R	.000	3	6	0	0	0	0	0	1	0	0	0	0	2	0	0	.000	.000	.000	0
Mathis, J	.207	10	29	1	6	2	0	1	2	0	0	0	1	14	0	0	.233	.379	.613	0
Maton, N	.286	15	28	4	8	4	0	1	8	0	0	0	3	7	1	0	.355	.536	.891	1
McCutchen, A	.318	16	44	10	14	3	0	1	3	0	0	1	6	9	0	0	.412	.455	.866	0
Miller, B	.250	8	24	4	6	1	0	1	3	0	0	0	2	8	0	1	.308	.417	.724	0
Mitchell, B	.000	2	0	0	0	0	0	0	0	0	0	0	0	0	0	0	.000	.000	.000	0
Moniak, M	.273	18	22	5	6	2	1	2	2	0	0	2	2	6	0	0	.385	.727	1.112	1
Moore, M	.000	2	1	0	0	0	0	0	0	0	0	0	0	1	0	0	.000	.000	.000	0
Neris, H	.000	2	0	0	0	0	0	0	0	0	0	0	0	0	0	0	.000	.000	.000	0
Nola, A	.000	2	1	0	0	0	0	0	0	0	0	0	0	1	0	0	.000	.000	.000	0
O'Hoppe, L	.125	10	8	1	1	0	0	1	3	0	0	0	2	4	0	0	.300	.500	.800	0
Ortiz, J	.000	3	2	0	0	0	0	0	0	0	0	0	1	0	0	0	.333	.000	.333	0
Quinn, R	.270	16	37	7	10	2	0	1	1	1	0	0	4	15	4	0	.341	.405	.747	0
Realmuto, J	.286	5	14	4	4	1	0	1	2	0	0	1	3	1	0	0	.444	.571	1.016	0
Rojas, J	.238	23	21	3	5	0	0	0	1	1	0	0	1	11	5	0	.273	.238	.511	0
Romero, J	.000	2	0	0	0	0	0	0	0	0	0	0	0	0	0	0	.000	.000	.000	1
Segura, J	.316	16	38	2	12	2	0	0	5	0	1	1	5	5	0	0	.400	.368	.768	0
Stott, B	.179	23	28	1	5	0	0	1	2	0	0	1	1	16	1	1	.233	.286	.519	3
Torreyes, R	.250	20	44	3	11	2	0	0	3	0	0	2	2	6	1	0	.313	.295	.608	0
Vierling, M	.160	19	25	6	4	0	0	1	4	0	0	0	1	6	1	0	.192	.280	.472	0
Warren, Z	.000	2	0	0	0	0	0	0	0	0	0	0	0	0	0	0	.000	.000	.000	0
Watson, T	.000	2	0	0	0	0	0	0	0	0	0	0	0	0	0	0	.000	.000	.000	0
Wheeler, Z	.000	2	1	0	0	0	0	0	0	0	0	0	0	0	0	0	.000	.000	.000	0
Williams, L	.211	22	38	6	8	1	0	2	8	1	0	0	9	12	1	0	.362	.395	.756	1
Ynoa, M	.000	2	0	0	0	0	0	0	0	0	0	0	0	0	0	0	.000	.000	.000	0
PHILLIES	.240	28	891	124	214	48	3	30	114	5	4	13	98	253	25	5	.323	.402	.725	20
OPPONENTS	.253	28	877	137	222	41	3	29	132	0	7	17	108	258	21	7	.344	.406	.750	18

2021 SPRING TRAINING STATISTICS

PLAYER	W-L	ERA	G	GS	CG	SHO	SV	IP	H	R	ER	HR	HB	BB	SO	WP	BK	AVG
Alvarado, J	1-1	5.40	9	0	0	0	0	8.1	5	5	5	1	0	6	13	4	0	.167
Anderson, C	2-1	3.07	5	4	0	0	0	14.2	8	5	5	2	0	9	15	0	0	.157
Bradley, A	0-0	0.90	9	0	0	0	0	10.0	7	1	1	0	0	2	9	0	0	.200
Brogdon, C	0-0	0.00	7	0	0	0	0	6.0	1	0	0	0	0	3	9	1	0	.053
Carr, T	0-0	27.00	4	0	0	0	0	1.2	5	5	5	0	1	2	3	0	0	.500
Coonrod, S	1-0	0.96	9	0	0	0	0	9.1	3	1	1	0	0	3	9	2	0	.094
De Los Santos, E	0-0	10.50	7	0	0	0	0	6.0	7	7	7	2	0	3	12	0	0	.318
Eflin, Z	2-0	0.82	3	3	0	0	0	11.0	11	2	1	1	0	0	10	0	0	.268
Falter, B	0-0	18.00	1	0	0	0	0	1.0	3	2	2	1	0	1	2	0	0	.600
Feliz, N	0-1	3.86	3	0	0	0	0	2.1	2	1	1	0	0	2	3	0	0	.250
Garcia, J	0-0	0.00	3	0	0	0	0	1.0	0	0	0	0	1	2	2	0	0	.000
Hale, D	0-0	1.04	9	0	0	0	1	8.2	5	1	1	0	2	6	9	0	0	.172
Hammer, J	0-0	6.00	6	0	0	0	0	3.0	5	2	2	1	1	4	3	1	0	.357
Hennigan, J	1-0	4.50	3	0	0	0	0	2.0	3	1	1	0	0	4	1	0	0	.429
Hernandez, J	0-0	36.00	2	0	0	0	0	1.0	1	4	4	1	0	4	1	1	0	.333
Howard, S	0-0	6.00	2	1	0	0	0	3.0	2	2	2	1	0	0	6	0	0	.182
Jones, D	0-1	0.00	3	0	0	0	1	3.0	3	1	0	0	0	4	3	0	0	.250
Kintzler, B	0-0	1.86	10	0	0	0	0	9.2	11	5	2	1	0	2	11	1	0	.297
Medina, A	0-0	0.00	2	1	0	0	0	2.0	1	0	0	0	0	0	1	0	0	.143
Mitchell, B	0-0	7.71	8	0	0	0	0	9.1	12	8	8	3	0	4	10	2	0	.286
Moore, M	2-1	4.60	5	4	0	0	0	15.2	14	8	8	3	1	4	14	0	0	.241
Neris, H	0-0	3.72	10	0	0	0	0	9.2	5	4	4	1	2	0	14	0	0	.152
Nola, A	1-2	5.60	5	5	0	0	0	17.2	19	11	11	2	1	3	19	1	0	.275
Nova, I	0-2	7.30	5	3	0	0	0	12.1	15	10	10	2	1	9	6	1	0	.313
Parkinson, D	0-0	18.00	2	0	0	0	1	2.0	4	4	4	1	1	1	3	0	0	.400
Paulino, D	0-0	27.00	3	0	0	0	0	2.2	7	8	8	1	0	2	2	0	0	.583
Romero, J	0-0	1.04	8	0	0	0	2	8.2	9	1	1	0	0	4	8	0	0	.273
Rondón, H	0-1	7.71	8	0	0	0	1	7.0	8	7	6	1	0	2	8	0	0	.276
Rosso, R	0-0	0.00	5	0	0	0	0	5.0	4	2	0	0	2	2	5	0	0	.211
Sánchez, C	0-1	9.00	2	0	0	0	0	2.0	3	2	2	0	1	3	2	1	0	.500
Velasquez, V	0-1	3.18	3	1	0	0	0	5.2	4	3	2	0	0	2	8	0	0	.200
Warren, Z	0-1	18.00	4	0	0	0	0	1.0	1	2	2	0	0	4	3	0	0	.250
Watson, T	0-0	7.20	7	0	0	0	0	5.0	9	5	4	1	1	2	7	0	0	.360
Wheeler, Z	2-2	5.03	6	6	0	0	0	19.2	20	13	11	2	1	7	22	0	0	.278
Ynoa, M	0-0	6.75	6	0	0	0	0	5.1	5	4	4	1	1	2	5	0	1	.238
PHILLIES	12-15	4.84	28	28	0	4	6	232.1	222	137	125	29	17	108	258	15	1	.253
OPPONENTS	15-12	4.49	28	28	0	1	6	234.1	214	124	117	30	13	98	253	17	0	.240

PINCH HITTING

PLAYER	AVG	G	AB	H	TB	2B	3B	HR	RBI	SH	SF	HP	BB	IBB	SO	DP	OBP	SLG	OPS
Bohm, A	.250	9	8	2	3	1	0	0	0	0	0	1	0	0	3	0	.333	.375	.708
Bonifacio, J	.000	2	2	0	0	0	0	0	0	0	0	0	0	0	2	0	.000	.000	.000
Galvis, F	.000	4	4	0	0	0	0	0	0	0	0	0	0	0	0	1	.000	.000	.000
Gregorius, D	.000	5	4	0	0	0	0	0	0	0	0	1	0	0	1	1	.200	.000	.200
Haseley, A	.000	1	1	0	0	0	0	0	0	0	0	0	0	0	0	0	.000	.000	.000
Herrera, O	.375	9	8	3	4	1	0	0	2	0	0	0	1	0	1	0	.444	.500	.944
Hoskins, R	.200	6	5	1	1	0	0	0	1	0	0	0	1	0	3	0	.333	.200	.533
Jankowski, T	.238	26	21	5	5	0	0	0	1	1	0	0	4	1	3	0	.360	.238	.598
Joyce, M	.048	29	21	1	2	1	0	0	1	0	0	1	7	1	10	0	.310	.095	.406
Kingery, S	.000	7	7	0	0	0	0	0	0	0	0	0	0	0	5	0	.000	.000	.000
Knapp, A	.154	13	13	2	2	0	0	0	2	0	0	0	0	0	7	0	.154	.154	.308
Marchan, R	.250	4	4	1	1	0	0	0	0	0	0	0	0	0	2	0	.250	.250	.500
Maton, N	.000	11	8	0	0	0	0	0	1	1	0	0	2	0	4	0	.200	.000	.200
McCutchen, A	.111	11	9	1	4	0	0	1	4	0	0	0	2	0	5	0	.273	.444	.717
Miller, B	.275	56	51	14	24	4	0	2	5	0	0	0	5	0	16	1	.339	.471	.810
Moniak, M	.000	6	6	0	0	0	0	0	0	0	0	0	0	0	2	0	.000	.000	.000
Nola, A	.000	1	0	0	0	0	0	0	0	0	0	0	1	0	0	1	.000	.000	1.000
Quinn, R	.000	5	3	0	0	0	0	0	0	0	0	0	2	0	3	0	.400	.000	.400
Realmutto, J	.125	9	8	1	1	0	0	0	0	0	0	0	1	0	4	0	.222	.125	.347
Segura, J	.000	3	3	0	0	0	0	0	0	0	0	0	0	0	1	0	.000	.000	.000
Torreyes, R	.412	19	17	7	11	1	0	1	6	1	0	0	1	0	1	0	.444	.647	1.092
Velasquez, V	.000	1	1	0	0	0	0	0	0	0	0	0	0	0	0	0	.000	.000	.000
Vierling, M	.250	14	12	3	6	0	0	1	1	0	0	0	2	1	4	1	.357	.500	.857
Wheeler, Z	.000	1	1	0	0	0	0	0	0	0	0	0	0	0	1	0	.000	.000	.000
Williams, L	.182	23	22	4	4	0	0	0	1	0	0	0	1	0	8	1	.217	.182	.399
TOTALS	.188	141	239	45	68	8	0	5	25	3	0	3	30	3	86	5	.287	.285	.571

RUNNERS IN SCORING POSITION

PLAYER	AVG	G	AB	H	TB	2B	3B	HR	RBI	SH	SF	HP	BB	IBB	SO	DP	OBP	SLG	OPS
Anderson, C	.000	5	5	0	0	0	0	0	0	2	0	0	0	0	2	0	.000	.000	.000
Bohm, A	.260	75	100	26	32	3	0	1	36	0	4	1	7	0	27	4	.304	.320	.624
Bonifacio, J	.333	2	3	1	1	0	0	0	2	0	0	0	1	0	0	0	.500	.333	.833
Eflin, Z	.000	8	7	0	0	0	0	0	1	2	0	1	0	0	4	0	.125	.000	.125
Galvis, F	.143	19	21	3	7	1	0	1	9	0	2	1	1	0	2	1	.200	.333	.533
Gibson, K	.125	6	8	1	1	0	0	0	1	1	0	0	0	0	2	0	.125	.125	.250
Gregorius, D	.159	75	107	17	35	3	0	5	43	0	7	2	5	1	29	5	.198	.327	.525
Harper, B	.330	82	88	29	48	10	0	3	43	2	4	2	29	14	23	2	.488	.545	1.033
Haseley, A	.000	2	2	0	0	0	0	0	0	0	0	0	0	0	0	0	.000	.000	.000
Herrera, O	.245	76	102	25	44	7	0	4	42	1	5	2	6	0	10	0	.287	.431	.718
Hoskins, R	.231	78	108	25	45	11	0	3	37	0	2	1	10	0	30	2	.298	.417	.714
Howard, S	.000	2	2	0	0	0	0	0	0	0	0	0	0	0	2	0	.000	.000	.000
Jankowski, T	.308	29	26	8	15	2	1	1	10	2	0	0	13	4	8	0	.538	.577	1.115
Joyce, M	.100	15	10	1	4	0	0	1	6	0	1	0	7	2	7	0	.444	.400	.844
Kingery, S	.000	3	4	0	0	0	0	0	0	0	0	0	0	0	2	0	.000	.000	.000
Knapp, A	.212	28	33	7	7	0	0	0	9	1	1	0	4	0	13	0	.289	.212	.502
Marchan, R	.071	10	14	1	3	0	1	0	2	0	0	0	3	0	3	1	.235	.214	.450
Maton, N	.308	23	26	8	12	2	1	0	11	1	1	0	0	0	7	0	.296	.462	.758
McCutchen, A	.271	92	107	29	55	8	0	6	52	0	7	0	28	2	36	0	.401	.514	.915
Miller, B	.250	76	88	22	51	2	0	9	36	0	0	1	15	2	30	2	.365	.580	.945
Moniak, M	.125	7	8	1	4	0	0	1	3	0	0	0	1	1	7	0	.222	.500	.722
Moore, M	.000	3	3	0	0	0	0	0	0	0	0	0	0	0	3	0	.000	.000	.000
Nola, A	.111	16	9	1	1	0	0	0	3	4	1	0	2	0	5	0	.250	.111	.361
Quinn, R	.111	10	9	1	3	0	1	0	1	0	0	1	3	0	6	0	.385	.333	.718
Realmutto, J	.293	88	116	34	54	6	1	4	52	0	2	7	18	5	37	5	.413	.466	.878
Rosso, R	.000	1	0	0	0	0	0	0	0	1	0	0	0	0	0	0	.000	.000	.000
Segura, J	.292	88	113	33	48	9	0	2	45	1	4	4	15	3	15	4	.382	.425	.807
Suárez, R	.200	5	5	1	2	1	0	0	1	2	0	0	0	0	2	0	.200	.400	.600
Torreyes, R	.321	70	81	26	39	5	1	2	34	2	1	1	10	2	8	2	.398	.481	.879
Velasquez, V	.167	7	6	1	1	0	0	0	2	0	0	0	1	0	4	0	.286	.167	.452
Vierling, M	.222	12	9	2	2	0	0	0	2	0	1	0	2	1	2	0	.333	.222	.556
Wheeler, Z	.214	13	14	3	4	1	0	0	3	2	0	0	0	0	7	0	.214	.286	.500
Williams, L	.222	20	27	6	7	1	0	0	4	0	0	0	4	0	10	1	.323	.259	.582
TOTALS	.247	159	1261	312	525	72	6	43	490	24	43	24	185	37	343	29	.344	.416	.769

MISCELLANEOUS CLUB STATISTICS

	HOME		ROAD		TOTALS			PHI	OPP
	W	L	W	L	W	L			
VS ATLANTA	7	3	2	7	9	10	DOUBLE PLAYS	142	120
VS MIAMI	5	4	4	6	9	10	TRIPLE PLAYS	0	0
VS NEW YORK	6	3	4	6	10	9	LEFT ON BASE	1109	1077
VS WASHINGTON	4	5	9	1	13	6	GRAND SLAMS	6	5
TOTALS VS EAST	22	15	19	20	41	35	HR – HOME	95	104
							HR – ROAD	103	96
VS CHICAGO	2	1	3	1	5	2			
VS CINCINNATI	1	2	1	2	2	4			
VS MILWAUKEE	4	0	1	2	5	2			
VS PITTSBURGH	3	1	1	2	4	3	SHUTOUTS	7	6
VS ST. LOUIS	2	1	2	2	4	3	SHO – INDIVIDUAL	4	0
TOTALS VS CENTRAL	12	5	8	9	20	14	EXTRA INNINGS	8	0
							ONE-RUN DECISIONS	19	9
VS ARIZONA	3	1	0	3	3	4	TWO-RUN DECISIONS	8	6
VS COLORADO	1	3	1	2	2	5	VS LH STARTERS	13	11
VS LOS ANGELES	1	2	1	2	2	4	VS RH STARTERS	34	23
VS SAN DIEGO	2	1	2	1	4	2	GRASS FIELDS	47	34
VS SAN FRANCISCO	1	2	1	2	2	4	ARTIFICIAL FIELDS	0	0
TOTALS VS WEST	8	9	5	10	13	19	DAY GAMES	23	7
							NIGHT GAMES	24	27
TOTALS VS NL	42	29	32	39	74	68	DOUBLEHEADERS	WON 0	LOST 1
								SPLIT 3	
VS BALTIMORE	2	1	0	0	2	1			
VS BOSTON	1	2	2	1	3	3	STARTERS	40	52
VS NEW YORK	2	0	0	2	2	2	RELIEVERS	42	28
VS TAMPA BAY	0	2	0	2	0	4	STREAKS	8	4
VS TORONTO	0	0	1	2	1	2			
TOTALS VS AL EAST	5	5	3	7	8	12			
OVERALL TOTALS	47	34	35	46	82	80			

DETAILED HITTING

	AVG	AB	R	H	HR	RBI	OPS
VS LEFT	.246	1706	-	419	61	207	.733
VS RIGHT	.237	3660	-	869	137	493	.723
INN. 1-6	.239	3647	464	872	142	446	.724
INN. 7+	.242	1719	270	416	56	254	.730
EXTRA INN.	.349	63	27	22	3	25	1.002
BATTING #1	.236	670	-	158	25	78	.706
BATTING #2	.246	670	-	165	28	80	.741
BATTING #3	.297	589	-	175	36	95	.980
BATTING #4	.264	598	-	158	26	101	.819
BATTING #5	.234	607	-	142	29	103	.742
BATTING #6	.227	581	-	132	20	85	.694
BATTING #7	.240	576	-	138	15	62	.664
BATTING #8	.234	556	-	130	12	50	.655
BATTING #9	.173	519	-	90	7	46	.487
AS P	.113	257	-	29	1	14	.297
AS C	.240	603	-	145	19	79	.716
AS 1B	.240	621	-	149	39	99	.816
AS 2B	.288	639	-	184	18	73	.788
AS 3B	.243	597	-	145	14	72	.637
AS SS	.230	599	-	138	19	85	.655
AS LF	.237	591	-	140	30	96	.786
AS CF	.230	604	-	139	12	56	.660
AS RF	.289	577	-	167	40	96	.981
AS DH (NOT PH)	.184	38	3	7	1	5	.562
AS PH (NOT DH)	.188	239	33	45	5	25	.571
ALL DH	.184	38	3	7	1	5	.562
ALL PH	.188	239	33	45	5	25	.571

TEAM HITTING

	AVG	AB	R	H	HR	RBI	OPS		AVG	AB	R	H	HR	RBI	OPS
HOME	.244	2611	363	637	95	346	.737	VS ARI	.224	237	34	53	7	32	.725
ROAD	.236	2755	371	651	103	354	.716	VS ATL	.230	636	70	146	18	67	.659
DAY	.259	1814	273	470	68	264	.769	VS CHI	.306	252	65	77	17	59	.968
NIGHT	.230	3552	461	818	130	436	.704	VS CIN	.260	208	33	54	9	32	.798
GRASS	.245	4881	691	1194	184	659	.738	VS COL	.243	235	28	57	11	27	.751
TURF	.194	485	43	94	14	41	.603	VS MIA	.217	590	67	128	18	65	.662
1ST HALF	.241	2929	402	705	102	384	.716	VS LAD	.207	198	10	41	3	9	.564
2ND HALF	.239	2437	332	583	96	316	.738	VS MIL	.220	218	32	48	13	32	.702
APRIL	.232	835	97	194	26	91	.678	VS NYM	.217	584	67	127	20	61	.666
MAY	.234	936	113	219	26	110	.683	VS PIT	.269	234	40	63	8	38	.801
JUNE	.249	811	123	202	30	119	.742	VS SD	.201	189	23	38	10	23	.729
JULY	.243	840	130	204	38	122	.771	VS SF	.259	212	31	55	11	30	.775
AUGUST	.247	949	142	234	39	135	.769	VS STL	.219	224	27	49	5	27	.642
SEPTEMBER	.237	896	119	212	35	113	.718	VS WSH	.273	666	120	182	32	114	.833
OCTOBER	.232	99	10	23	4	10	.688	VS BAL	.232	99	7	23	1	7	.597
								VS BOS	.252	202	33	51	6	32	.749
								VS NYY	.273	143	24	39	3	23	.795
								VS TB	.226	133	10	30	3	9	.591
								VS TOR	.255	106	13	27	3	13	.778

TEAM PITCHING

	W	L	SV	G	IP	H	R	ER	BB	SO	ERA
HOME	47	34	18	81	730.0	658	362	337	251	790	4.15
ROAD	35	46	18	81	688.2	663	383	355	258	690	4.64
DAY	35	20	14	55	481.1	411	234	215	173	531	4.02
NIGHT	47	60	22	107	937.1	910	511	477	336	949	4.58
GRASS	78	69	34	147	1293.2	1215	682	632	458	1347	4.40
TURF	4	11	2	15	125.0	106	63	60	51	133	4.32
1ST HALF	44	44	20	88	769.2	731	411	375	270	809	4.39
2ND HALF	38	36	16	74	649.0	590	334	317	239	671	4.40
APRIL	13	13	7	26	225.0	211	112	107	72	232	4.28
MAY	12	16	6	28	246.0	233	131	120	91	271	4.39
JUNE	12	12	5	24	209.2	196	114	97	75	224	4.16
JULY	14	12	5	26	224.2	235	137	128	87	215	5.13
AUGUST	17	11	8	28	251.1	216	119	113	88	249	4.05
SEPTEMBER	13	14	5	27	237.0	210	124	119	87	265	4.52
OCTOBER	1	2	0	3	25.0	20	8	8	9	24	2.88
VS ARI	3	4	1	28	62.0	61	31	30	16	60	4.35
VS ATL	9	10	3	72	169.0	149	89	78	59	178	4.15
VS CHI	5	2	0	34	62.0	64	40	37	17	63	5.37
VS CIN	2	4	0	25	52.0	53	40	36	19	48	6.23
VS COL	2	5	1	34	61.1	73	43	42	19	66	6.16
VS MIA	9	10	5	83	163.0	143	80	74	54	185	4.09
VS LAD	2	4	2	27	52.0	47	22	22	22	51	3.81
VS MIL	5	2	3	26	61.0	54	26	26	22	74	3.84
VS NYM	10	9	8	75	161.0	144	63	58	59	171	3.24
VS PIT	4	3	1	27	61.1	50	32	31	29	55	4.55
VS SD	4	2	2	21	55.1	42	27	25	24	53	4.07
VS SF	2	4	0	27	52.0	58	39	36	17	55	6.23
VS STL	4	3	2	25	62.1	45	24	22	16	66	3.18
VS WSH	13	6	6	95	168.0	164	93	89	72	155	4.77
VS BAL	2	1	1	14	28.0	23	7	6	10	26	1.93
VS BOS	3	3	1	30	53.0	53	34	31	24	62	5.26
VS NYY	2	2	0	18	36.1	33	19	18	13	38	4.46
VS TB	0	4	0	15	34.0	35	21	18	9	50	4.76
VS TOR	1	2	0	11	25.0	30	15	13	8	24	4.68

DETAILED FIELDING

PITCHER

PLAYER	PCT	G	TC	PO	A	E	DP	TP
Alvarado, J	.889	64	9	3	5	1	1	0
Anderson, C	1.000	14	19	8	11	0	1	0
Bedrosian, C	1.000	11	2	2	0	0	0	0
Bradley, A	1.000	53	6	2	4	0	0	0
Brogdon, C	1.000	56	14	7	7	0	1	0
Coonrod, S	.833	42	6	1	4	1	0	0
Crouse, H	.000	2	0	0	0	0	0	0
De Los Santos, E	.800	26	5	2	2	1	0	0
Dohy, K	.000	1	0	0	0	0	0	0
Dominguez, S	.000	1	0	0	0	0	0	0
Eflin, Z	.958	18	24	7	16	1	4	0
Falter, B	1.000	22	2	0	2	0	0	0
Feliz, N	.000	2	0	0	0	0	0	0
Gibson, K	1.000	12	17	6	11	0	2	0
Hale, D	1.000	17	6	1	5	0	1	0
Hammer, J	.667	20	3	2	0	1	0	0
Howard, S	1.000	11	5	2	3	0	0	0
Jones, D	.000	1	0	0	0	0	0	0
Kennedy, I	1.000	23	1	1	0	0	0	0
Kintzler, B	1.000	29	8	3	5	0	1	0
Knapp, A	.000	1	0	0	0	0	0	0
Llovera, M	1.000	6	1	0	1	0	0	0
Maton, N	.000	1	0	0	0	0	0	0
Medina, A	1.000	4	2	1	1	0	1	0
Moore, M	.923	24	13	4	8	1	0	0
Neris, H	1.000	74	10	5	5	0	0	0
Nola, A	.923	32	26	16	8	2	0	0
Paulino, D	.000	1	0	0	0	0	0	0
Romero, J	1.000	11	3	2	1	0	0	0
Rosso, R	1.000	7	1	0	1	0	0	0
Sánchez, C	.500	7	4	0	2	2	0	0
Suárez, R	.971	39	35	10	24	1	1	0
Torreyes, R	.000	2	0	0	0	0	0	0
Velasquez, V	1.000	21	6	3	3	0	0	0
Wheeler, Z	.958	32	48	20	26	2	4	0

CATCHER

PLAYER	PCT	G	TC	PO	A	E	DP	TP	PB
Knapp, A	.997	47	357	340	16	1	0	0	4
Marchán, R	.991	17	114	107	6	1	0	0	1
Realmutto, J	.999	118	1088	1057	30	1	5	0	6

FIRST BASE

PLAYER	PCT	G	TC	PO	A	E	DP	TP
Bohm, A	.963	7	27	24	2	1	2	0
Galvis, F	1.000	1	2	2	0	0	1	0
Harper, B	.000	1	0	0	0	0	0	0
Hoskins, R	.995	103	818	735	79	4	81	0
Knapp, A	1.000	6	4	4	0	0	0	0
Marchán, R	.000	1	0	0	0	0	0	0
Miller, B	.992	58	364	325	36	3	35	0
Realmutto, J	.984	16	61	54	6	1	5	0
Vierling, M	1.000	9	47	45	2	0	6	0
Williams, L	1.000	6	6	5	1	0	1	0

SECOND BASE

PLAYER	PCT	G	TC	PO	A	E	DP	TP
Galvis, F	1.000	2	6	3	3	0	0	0
Kingery, S	.800	4	5	1	3	1	1	0
Knapp, A	1.000	1	1	0	1	0	1	0
Maton, N	1.000	21	59	19	40	0	6	0
Miller, B	1.000	13	33	14	19	0	7	0
Segura, J	.981	128	570	224	335	11	85	0
Torreyes, R	.957	11	23	8	14	1	6	0
Williams, L	1.000	8	21	10	11	0	3	0

THIRD BASE

PLAYER	PCT	G	TC	PO	A	E	DP	TP
Bohm, A	.936	103	236	67	154	15	17	0
Galvis, F	.956	19	45	10	33	2	8	0
Kingery, S	1.000	1	1	0	1	0	0	0
Miller, B	1.000	8	14	4	10	0	0	0
Torreyes, R	1.000	50	102	33	69	0	9	0
Williams, L	.900	8	10	4	5	1	0	0

SHORTSTOP

PLAYER	PCT	G	TC	PO	A	E	DP	TP
Gregorius, D	.953	101	385	131	236	18	49	0
Galvis, F	.944	10	36	17	17	2	4	0
Maton, N	.933	20	60	18	38	4	12	0
Segura, J	.000	1	0	0	0	0	0	0
Torreyes, R	.978	44	137	48	86	3	19	0
Williams, L	1.000	5	13	4	9	0	1	0

LEFT FIELD

PLAYER	PCT	G	TC	PO	A	E	DP	TP
Bonifacio, J	1.000	2	1	1	0	0	0	0
Haseley, A	1.000	2	1	1	0	0	0	0
Herrera, O	.963	23	27	26	0	1	0	0
Jankowski, T	1.000	6	5	5	0	0	0	0
Joyce, M	1.000	9	9	9	0	0	0	0
Kingery, S	.000	1	0	0	0	0	0	0
McCutchen, A	.980	135	197	189	4	4	0	0
Miller, B	1.000	6	5	5	0	0	0	0
Moniak, M	.000	6	0	0	0	0	0	0
Quinn, R	1.000	2	2	2	0	0	0	0
Vierling, M	1.000	7	1	1	0	0	0	0
Williams, L	1.000	7	5	5	0	0	0	0

CENTER FIELD

PLAYER	PCT	G	TC	PO	A	E	DP	TP
Bonifacio, J	1.000	3	4	4	0	0	0	0
Haseley, A	1.000	8	14	14	0	0	0	0
Herrera, O	.990	104	195	188	5	2	2	0
Jankowski, T	1.000	45	62	62	0	0	0	0
Kingery, S	.000	1	0	0	0	0	0	0
Moniak, M	1.000	8	15	15	0	0	0	0
Quinn, R	1.000	21	32	30	2	0	1	0
Torreyes, R	1.000	1	1	1	0	0	0	0
Vierling, M	1.000	8	10	10	0	0	0	0
Williams, L	.923	15	13	12	0	1	0	0

RIGHT FIELD

PLAYER	PCT	G	TC	PO	A	E	DP	TP
Harper, B	.996	139	225	214	10	1	1	0
Herrera, O	.000	1	0	0	0	0	0	0
Jankowski, T	1.000	8	2	2	0	0	0	0
Joyce, M	1.000	9	12	12	0	0	0	0
Kingery, S	1.000	5	5	4	1	0	1	0
Miller, B	.882	14	17	15	0	2	0	0
Moniak, M	.000	3	0	0	0	0	0	0
Quinn, R	1.000	4	3	3	0	0	0	0
Vierling, M	1.000	6	2	2	0	0	0	0
Williams, L	1.000	3	3	3	0	0	0	0

TRANSACTIONS

APRIL

- 4/11** RHP Archie Bradley placed on 10-day IL with a left oblique strain
LHP JoJo Romero recalled from alternate training site
- 4/13** RHP Spencer Howard recalled from alternate training site and added as 27th man for doubleheader
- 4/14** OF Mickey Moniak recalled from alternate training site
OF Adam Haseley left team for personal reasons and placed on restricted list
- 4/19** LHP José Alvarado, LHP Matt Moore and INF Ronald Torreyes placed on COVID-related IL
LHP Damon Jones, LHP Christopher Sánchez and INF Nick Maton recalled from alternate training site
LHP Damon Jones and LHP Christopher Sánchez optioned to alternate training site
- 4/20** LHP Bailey Falter and RHP Ramón Rosso recalled from alternate training site
- 4/21** RHP Ramón Rosso optioned to alternate training site
INF Jean Segura placed on 10-day IL with a right quad strain
RHP Spencer Howard and INF/OF Scott Kingery recalled from alternate training site
- 4/26** LHP José Alvarado and LHP Matt Moore reinstated from IL
OF Odúbel Herrera contract selected from alternate training site
RHP Spencer Howard, LHP Bailey Falter and OF Mickey Moniak optioned to alternate training site
- 4/30** INF Didi Gregorius placed on COVID-related IL
C Rafael Marchán recalled from alternate training site

MAY

- 5/1** OF Roman Quinn placed on COVID-related IL
C Rafael Marchán optioned to alternate training site
INF Didi Gregorius reinstated from COVID-related IL
OF Mickey Moniak recalled from alternate training site
- 5/2** OF Roman Quinn reinstated from COVID-related IL
OF Mickey Moniak optioned to alternate training site
- 5/3** LHP Christopher Sánchez recalled from alternate training site
INF/OF Scott Kingery optioned to alternate training site
LHP José Alvarado placed on suspended list
- 5/4** RHP Enyel De Los Santos contract selected from Lehigh Valley (AAA)
LHP Christopher Sánchez optioned to Lehigh Valley (AAA)
- 5/5** OF Matt Joyce placed on 10-day IL with a right calf strain
OF Roman Quinn placed on 10-day IL with a laceration of the right index finger
INF/OF Scott Kingery and OF Mickey Moniak recalled from Lehigh Valley (AAA)
LHP José Alvarado reinstated from suspended list
- 5/6** LHP JoJo Romero placed on 10-day IL with a left elbow sprain
LHP Ranger Suárez recalled from Lehigh Valley (AAA)
OF Mickey Moniak optioned to Lehigh Valley (AAA)
- 5/7** INF Jean Segura reinstated from 10-day IL
- 5/13** C J.T. Realmuto placed on COVID-related IL
C Rafael Marchán recalled from Lehigh Valley (AAA)
- 5/14** C J.T. Realmuto reinstated from COVID-related IL
RHP Enyel De Los Santos optioned to Lehigh Valley (AAA)
- 5/18** RHP Archie Bradley reinstated from 10-day IL
INF Ronald Torreyes reinstated from COVID-related IL
INF Didi Gregorius placed on 10-day IL (retro to 5/14) with a right elbow impingement
INF/OF Scott Kingery placed on 7-day concussion IL (retro to 5/17)
LHP JoJo Romero transferred to 60-day IL
- 5/21** C J.T. Realmuto placed on 10-day IL (retro to 5/18) with a left hand contusion
OF Matt Joyce reinstated from 10-day IL
- 5/22** LHP Matt Moore placed on 10-day IL (retro to 5/21) with low back spasms;
RHP Spencer Howard recalled from Lehigh Valley (AAA)
- 5/25** OF Bryce Harper placed on 10-day IL (retro to 5/23) with a left forearm contusion
OF Roman Quinn reinstated from 10-day IL

- 5/29** C J.T. Realmuto reinstated from 10-day IL
C Rafael Marchán optioned to Lehigh Valley (AAA)
- 5/30** OF Roman Quinn placed on 60-day IL with a left Achilles injury
OF Travis Jankowski contract selected from Lehigh Valley (AAA)

JUNE

- 6/5** OF Bryce Harper reinstated from 10-day IL
RHP Héctor Neris placed on paternity list
- 6/6** RHP Chase Anderson and RHP David Hale placed on COVID-related IL
RHP Héctor Neris reinstated from paternity list
LHP Christopher Sánchez recalled from Lehigh Valley (AAA)
INF Nick Maton optioned to Lehigh Valley (AAA)
- 6/7** INF/OF Scott Kingery reinstated from 7-day concussion IL and outrighted to Lehigh Valley (AAA)
- 6/8** INF Luke Williams contract selected from Lehigh Valley (AAA)
RHP Chase Anderson and RHP David Hale reinstated from COVID-related IL
LHP Christopher Sánchez optioned to Lehigh Valley (AAA)
RHP Brandon Kintzler placed on 10-day IL (retro to 6/7) with a neck strain
- 6/10** RHP Chase Anderson placed on COVID-related IL
C Rafael Marchán recalled from Lehigh Valley (AAA)
- 6/12** RHP Enyel De Los Santos recalled from Lehigh Valley (AAA)
C Rafael Marchán optioned to Lehigh Valley (AAA)
OF Adam Haseley reinstated from restricted list and optioned to Lehigh Valley (AAA)
- 6/14** LHP Bailey Falter recalled from Lehigh Valley (AAA)
RHP Enyel De Los Santos optioned to Lehigh Valley (AAA)
- 6/16** INF Nick Maton recalled from Lehigh Valley (AAA)
INF Jean Segura placed on 10-day IL with a left groin strain
- 6/19** OF Matt Vierling contract selected from Lehigh Valley (AAA)
C Rafael Marchán recalled from Lehigh Valley (AAA)
OF Matt Joyce placed on 10-day IL with low back strain
C Andrew Knapp placed on 7-day concussion IL
- 6/23** LHP Matt Moore reinstated from 10-day IL
INF Nick Maton optioned to Lehigh Valley (AAA)
- 6/25** INF Nick Maton recalled from Lehigh Valley (AAA)
RHP Neftalí Feliz contract selected from Lehigh Valley (AAA)
RHP Enyel De Los Santos recalled from Lehigh Valley (AAA) and added as 27th man for doubleheader
RHP Sam Coonrod placed on 10-day IL (retro to 6/24) with right forearm tendinitis
RHP David Hale designated for assignment
- 6/26** C Andrew Knapp reinstated from 7-day concussion IL
RHP Enyel De Los Santos recalled from Lehigh Valley (AAA)
C Rafael Marchán and OF Matt Vierling optioned to Lehigh Valley (AAA)
- 6/29** INF Jean Segura reinstated from 10-day IL
RHP Spencer Howard optioned to Lehigh Valley (AAA)

JULY

- 7/1** RHP Brandon Kintzler reinstated from 10-day IL
RHP Neftalí Feliz designated for assignment
- 7/2** INF Didi Gregorius reinstated from 10-day IL
INF Nick Maton optioned to Lehigh Valley (AAA)
- 7/10** RHP JD Hammer contract selected from Lehigh Valley (AAA)
OF Odúbel Herrera placed on 10-day IL (retro to 7/9) with left ankle tendinitis
- 7/11** INF Alec Bohm, RHP Connor Brogdon, LHP Bailey Falter and RHP Aaron Nola placed on COVID-related IL
LHP Damon Jones, RHP Mauricio Llovera, INF Nick Maton and LHP Christopher Sánchez recalled from Lehigh Valley (AAA)
- 7/16** LHP Bailey Falter reinstated from COVID-related IL
LHP Damon Jones optioned to Lehigh Valley (AAA)
OF Matt Vierling recalled from Lehigh Valley (AAA) and added as 27th man for doubleheader
RHP Mauricio Llovera optioned to Lehigh Valley (AAA)
- 7/17** RHP Connor Brogdon reinstated from COVID-related IL

TRANSACTIONS

- 7/20** RHP Aaron Nola reinstated from COVID-related IL
RHP Zach Eflin placed on 10-day IL (retro to 7/17) with right patella tendinitis
RHP JD Hammer and LHP Bailey Falter placed on COVID-related IL
RHP Mauricio Llovera and OF Mickey Moniak recalled from Lehigh Valley (AAA)
- 7/21** RHP Spencer Howard recalled from Lehigh Valley (AAA)
OF Mickey Moniak optioned to Lehigh Valley (AAA)
- 7/22** OF Odúbel Herrera reinstated from 10-day IL
- 7/23** INF Alec Bohm reinstated from COVID-related IL
RHP Mauricio Llovera optioned to Lehigh Valley (AAA)
- 7/25** RHP Chase Anderson reinstated from COVID-related IL
LHP Cristopher Sánchez optioned to Lehigh Valley (AAA)
OF Travis Jankowski placed on COVID-related IL
OF Mickey Moniak recalled from Lehigh Valley (AAA)
- 7/27** RHP JD Hammer reinstated from COVID-related IL
OF Mickey Moniak optioned to Lehigh Valley (AAA)
- 7/29** C Rafael Marchán recalled from Reading (AA)
C Andrew Knapp placed on paternity list
- 7/30** RHP Kyle Gibson and RHP Ian Kennedy acquired from Texas Rangers
INF Freddy Galvis acquired from Baltimore Orioles;
RHP Spencer Howard traded to Texas Rangers
OF Travis Jankowski reinstated from COVID-related IL
RHP Brandon Kintzler designated for assignment
OF Matt Joyce transferred to 60-day IL
- 7/31** RHP Kyle Gibson RHP Ian Kennedy reported to club
RHP Enyel De Los Santos optioned to Lehigh Valley (AAA)

AUGUST

- 8/2** RHP Enyel De Los Santos recalled from Lehigh Valley (AAA)
C Andrew Knapp reinstated from paternity list
OF Andrew McCutchen placed on 10-day IL (retro to 8/1) with left knee inflammation
RHP Vince Velasquez placed on 10-day IL (retro to 7/31) with a right middle finger blister
- 8/3** RHP Mauricio Llovera recalled from Lehigh Valley (AAA)
RHP Connor Brogdon placed on 10-day IL (retro to 7/31) with right elbow tendinitis
- 8/4** LHP Damon Jones recalled from Lehigh Valley (AAA)
C Rafael Marchán optioned to Lehigh Valley (AAA)
- 8/7** INF Nick Maton recalled from Lehigh Valley (AAA)
RHP Chase Anderson placed on 10-day IL (retro to 8/5) with right triceps tendinitis
- 8/10** OF Mickey Moniak recalled from Lehigh Valley (AAA)
INF Rhys Hoskins placed on 10-day IL (retro to 8/7) with a left groin strain
- 8/11** OF Andrew McCutchen reinstated from 10-day IL
RHP Connor Brogdon reinstated from 10-day IL
LHP José Alvarado placed on 10-day IL (retro to 8/8) with a left shoulder impingement
LHP Damon Jones optioned to Lehigh Valley (AAA)
- 8/12** RHP David Paulino contract selected from Lehigh Valley (AAA)
INF Nick Maton optioned to Lehigh Valley (AAA)
RHP Sam Coonrod transferred to 60-day IL
- 8/14** LHP Bailey Falter reinstated from COVID-related IL
RHP Adonis Medina recalled from Lehigh Valley (AAA)
RHP David Paulino designated for assignment;
OF Mickey and RHP Adonis Medina optioned to Lehigh Valley (AAA)
- 8/15** RHP Chase Anderson reinstated from 10-day IL
- 8/16** RHP David Paulino cleared waivers and outrighted to Lehigh Valley (AAA)
- 8/20** OF Jorge Bonifacio contract selected from Lehigh Valley (AAA)
RHP Mauricio Llovera designated for assignment
- 8/22** INF Rhys Hoskins reinstated from 10-day IL
INF Alec Bohm optioned to Lehigh Valley (AAA)
- 8/24** INF Freddy Galvis reinstated from 10-day IL
RHP Sam Coonrod reinstated from 60-day IL
RHP Enyel De Los Santos optioned to Lehigh Valley (AAA)
OF Jorge Bonifacio designated for assignment
- 8/26** LHP José Alvarado and RHP Zach Eflin reinstated from 10-day IL
INF Rhys Hoskins placed on 10-day IL with a left groin strain
RHP Chase Anderson designated for assignment
- 8/27** RHP Enyel De Los Santos and C Rafael Marchán recalled from Lehigh Valley (AAA)
OF Jorge Bonifacio contract selected from Lehigh Valley (AAA)
RHP Zach Eflin, C Andrew Knapp and INF/OF Luke Williams placed on COVID-related IL
- 8/29** INF Nick Maton recalled from Lehigh Valley (AAA)
INF Didi Gregorius placed on paternity list
- 8/31** INF/OF Matt Vierling recalled from Lehigh Valley (AAA)
OF Travis Jankowski placed on paternity list

SEPTEMBER

- 9/1** RHP Cam Bedrosian and RHP Ramón Rosso contracts selected from Lehigh Valley (AAA)
INF Rhys Hoskins transferred to 60-day IL
INF Didi Gregorius placed on restricted list
RHP Seranthony Domínguez reinstated from 60-day IL and optioned to Lehigh Valley (AAA)
- 9/3** INF Didi Gregorius reinstated from restricted list
OF Travis Jankowski reinstated from paternity list
INF Nick Maton optioned to Lehigh Valley (AAA)
OF Jorge Bonifacio returned to Lehigh Valley (AAA)
- 9/8** RHP Zach Eflin transferred to 60-day IL
- 9/11** OF Matt Joyce reinstated from 60-day IL
OF Mickey Moniak and RHP Adonis Medina recalled from Lehigh Valley (AAA)
RHP Enyel De Los Santos and RHP Ramón Rosso optioned to Lehigh Valley (AAA)
OF Travis Jankowski placed on 10-day IL with a right foot contusion
RHP Vince Velasquez designated for assignment
- 9/12** C Andrew Knapp reinstated from COVID-related IL
C Rafael Marchán optioned to Lehigh Valley (AAA)
RHP Enyel De Los Santos designated for assignment
- 9/15** RHP Ramón Rosso recalled from Lehigh Valley (AAA)
RHP Connor Brogdon placed on 10-day IL (retro to 9/13) with a right groin strain
- 9/17** LHP Damon Jones recalled from Lehigh Valley (AAA)
RHP JD Hammer optioned to Lehigh Valley (AAA)
- 9/20** INF Luke Williams reinstated from COVID-related IL
OF Mickey Moniak optioned to Lehigh Valley (AAA)
RHP Tyler Phillips designated for assignment
- 9/22** OF Travis Jankowski reinstated from 10-day IL
LHP Damon Jones optioned to Lehigh Valley (AAA)
- 9/23** LHP Cristopher Sánchez recalled from Lehigh Valley (AAA)
LHP Matt Moore placed on 10-day IL (retro to 9/20) with a low back strain
RHP Tyler Phillips released
- 9/25** LHP Kyle Dohy contract selected from Lehigh Valley (AAA)
RHP Archie Bradley placed on 10-day IL (retro to 9/24) with a right oblique strain
LHP Matt Moore transferred to 60-day IL
- 9/26** RHP Hans Crouse contract selected from Lehigh Valley (AAA)
OF Matt Joyce designated for assignment
- 9/28** RHP Connor Brogdon reinstated from 10-day IL
INF Alec Bohm recalled from Lehigh Valley (AAA)
RHP Ramón Rosso and INF Luke Williams optioned to Lehigh Valley (AAA)
OF Matt Joyce released

OCTOBER

- 10/1** RHP Connor Brogdon placed on 10-day IL with right groin tightness
- 10/2** RHP Seranthony Domínguez recalled from Lehigh Valley (AAA)

HIGHS & LOWS

TEAM BATTING

Most runs, game, Phillies: 17 – 2 times, last: 9/16 vs CHI

Most runs, game, opponent: 15 – 7/24 vs ATL

Most runs, inning, Phillies: 8 – 7/10 at BOS (8th)

Most runs, inning, opponent: 7 – 3 times, last: 9/16 vs CHI (3rd)

Most hits, game, Phillies: 20 – 8/1 at PIT

Most hits, game, opponent: 18 – 6/30 vs MIA

Most hits, inning, Phillies: 7 – 2 times, last: 8/31 at WSH (6th)

Most hits, inning, opponent: 7 – 2 times, last: 7/26 vs WSH (4th)

Most doubles, game, Phillies: 9 – 8/1 at PIT

Most doubles, game, opponent: 6 – 2 times, last: 5/24 at MIA

Most triples, game, Phillies: 2 – 2 times, last: 8/29 vs ARI

Most triples, game, opponent: 2 – 7/26 vs WSH

Most home runs, game, Phillies: 7 – 6/1 at CIN

Most home runs, game, opponent: 5 – 2 times, last: 7/24 vs ATL

Most extra-base hits, Phillies: 9 – 2 times, last: 8/1 at PIT

Most extra-base hits, opponent: 10 – 5/16 at TOR

Most stolen bases, Phillies: 5 – 2 times, last: 6/26 at NYM

Most stolen bases, opponent: 3 – 2 times, last: 7/21 at NYY

Most sacrifice flies, Phillies: 2 – 5 times, last: 9/17 vs NYM

Most sacrifice flies, opponent: 2 – 7/6 at CHI

Most sacrifice hits, Phillies: 3 – 7/18 vs MIA

Most sacrifice hits, opponent: 2 – 4 times, last: 9/26 vs PIT

Most walks, Phillies: 11 – 7/21 at NYY

Most walks, opponent: 11 – 9/26 vs PIT

Most strikeouts, Phillies: 15 – 5 times, last: 10/2 at MIA

Most strikeouts, opponent: 17 – 5/21 vs BOS

Most left on base, Phillies: 12 – 4 times, last: 9/10 vs COL

Most left on base, opponent: 16 – 5/8 at ATL

INDIVIDUAL BATTING

Most runs, game: 4 – Segura, 7/6 at CHI

Most hits, game: 5 – 2 times, last: Realmuto, 8/1 at PIT

Most doubles, game: 3 – 2 times, last: Gregorius, 8/28 vs ARI

Most triples, game: 1 – multiple players

Most home runs, game: 3 – Miller, 7/8 at CHI

Most extra-base hits, game: 3 – 7 times, last: Harper, 9/16 vs CHI

Most RBI, game: 6 – Hoskins, 6/19 at SF

Most walks, game: 3 – 12 times, last: Harper, 9/23 vs PIT

Most sacrifice flies, game: 1 – multiple players

Most sacrifice hits, game: 2 – Wheeler, 7/18 vs MIA and Anderson, 8/4 at WSH

Most hit-by-pitch, game: 1 – multiple players

Most stolen bases, game: 3 – Harper, 7/23 vs ATL

Most caught stealing, game: 1 – multiple times

Longest hit streak: 14 games – Harper, 9/4-18

Longest HR streak: 2 games – 18 times, last: Gregorius, 9/23-24

Longest on-base streak: 24 games – Harper, 7/23-8/17

Longest RBI streak: 6 games – 2 times, Hoskins, 5/22-27 and Harper, 9/8-14

Longest run scored streak: 8 games – Harper, 8/25-9/2

Longest walk streak: 10 games – Harper, 9/18-28

Longest stolen base streak: 2 games – 4 times, last: Realmuto, 9/12-15

Hit for the cycle: N/A

Steal of home: 3 – McCutchen, 5/13 at WSH, Realmuto, 7/8 at CHI and Harper, 7/23 vs ATL

INDIVIDUAL PITCHING

Most innings, game, starter: 9.0 – 4 times, last: Suárez, 9/25 vs PIT

Most innings, game, reliever: 4.1 – Gibson, 8/11 vs LAD

Most strikeouts, game, starter: 14 – Wheeler, 5/29 at TB

Most strikeouts, game, reliever: 6 – Falter, 6/28 at CIN

Most walks, game, starter: 5 – Moore, 2 times, last: 8/31 at WSH

Most walks, game, reliever: 4 – 2 times, last: Alvarado, 9/26 vs PIT

Most home runs allowed, game: 4 – Eflin, 6/20 at SF

Most complete games: 3 – Wheeler, last: 8/8 vs NYM

Most shutouts: 2 – Wheeler, 5/6 vs MIL and 8/8 vs NYM

Low-hit complete game: 2 – Nola, 4/18 vs STL and Wheeler, 8/8 vs NYM

Longest scoreless streak, starter: 21.0 inn. – Suárez, 9/20-current

Longest scoreless streak, reliever: 15.1 inn. – Suárez, 5/19-6/9

Longest winning streak, starter: 4 games – Wheeler, 8/30-9/17

Longest winning streak, reliever: 7 games – Bradley, 5/18-8/12

Longest losing streak, starter: 5 games – Eflin, 5/13-6/20

Longest losing streak, reliever: 4 games – Neris, 4/23-6/26

Longest saves streak: 4 games – 3 times, last: Kennedy, 9/17-current

TEAM & INDIVIDUAL FIELDING

Most errors, game, team: 4 – 7/29 vs WSH (gm 2)

Most errors, game, individual: 2 – 5 times, last: Segura, 8/31 at WSH

Most double plays turned, game, Phillies: 5 – 6/1 at CIN

Most double plays turned, game, opponent: 4 – 2 times, last: 9/14 vs CHI

Last triple play turned, Phillies: N/A

Most outfield assists, team: 2 – 2 times, last: 9/26 vs PIT

Most outfield assists, individual: 2 – Harper, 9/26 vs PIT

Most catcher caught stealing, team: 1 – 11 times, last: 9/3 at MIA

Most catcher caught stealing, individual: 1 – 11 times, last: Marchán, 9/3 at MIA

TEAM MISCELLANEOUS

Longest winning streak: 8 games – 8/1-8

Longest losing streak: 4 games – 5 times, last: 9/26-30

Longest game, innings: 12.0 inn. – 5/8 at ATL

Longest game, time (9 inn.): 4:19 – 6/23 vs WSH

Longest game, time (extra inn.): 4:47 – 5/8 at ATL (12 inn.)

Longest delay: 2:01 – 7/3 vs SD

Shortest game, innings: 7.0 – multiple times

Shortest game, time (9 inn.): 2:20 – 8/8/ vs NYM

Shortest game, time (less than 9 inn.): 2:06 – 7/29 vs WSH (gm 1)

Largest margin of victory: 14 runs – 6/1 at CIN (17-3)

Largest margin of defeat: 12 runs – 7/24 vs ATL (15-3)

Come-from-behind wins: 35 – last: 9/24 vs PIT

Largest deficit overcome: 7 runs – 2 times, last: 9/16 vs CHI

Walk-off wins: 12 – last: 9/21 vs BAL

Extra-inning games: 11-6 – last: 9/21 vs BAL (W, 3-2)

One-run games: 30-25 – last: 10/3 at MIA (L, 5-4)

Shutout wins: 12 – last: 10/1 at MIA (W, 5-0)

Shutout losses: 10 – last: 9/26 vs PIT (L, 6-0)

Most games above .500: 7 – 9/25 vs PIT (81-74)

Most games under .500: 4 – 6 times, last: 6/30 vs MIA (37-41)

Doubleheader record: 0-1-3

Largest crowd (CBP): 39,186 – 8/8 vs NYM

Largest crowd (road): 52,157 – 6/16 at LAD

HISTORY



PHILLIES TEAM HISTORY

Philadelphia, a city rich in history and tradition, has played an integral part in professional baseball's history.

The city had several teams of different nicknames as far back as the 1860s, including a team called the Athletics in the National Association, a league that folded in 1875. Several of the stronger teams, including the Athletics, formed the National League, as it is still known today. The other charter members were the Boston Red Caps, Chicago White Stockings, Cincinnati Red Stockings, St. Louis Brown Stockings, Hartford Dark Blues, New York Mutuals and Louisville Grays.

The very first National League game was played in Philadelphia on April 22, 1876, at 25th and Jefferson Streets. Boston won, 6-5, before an estimated crowd of 3,000.

Resting in seventh place with a 14-45 record, the Athletics couldn't make their final western trip because of insufficient funds. The team was immediately expelled from the league.

Philadelphia was without a National League franchise until 1883. Following the 1882 season, the Worcester (MA) Brown Stockings were disbanded. The NL wanted a team in Philadelphia so a franchise was awarded to Alfred J. Reach, a former player and Philadelphia sporting goods founder, and attorney Col. John I. Rogers.

Starting a ballclub from scratch, the new owners named the team "Phillies," because they wanted the club to be identified with the city of Philadelphia. The Phillies endure as the oldest, continuous, one-city franchise in all of professional sports, an extraordinary tradition.



Alfred Reach

FIRST PHILLIES GAME

The Phillies played their first game on May 1, 1883, losing to the Providence Grays, 4-3, at Recreation Park, at 24th Street and Columbia Avenue. The crowd was estimated at 1,200.

It was the start of a tradition in which 2,125 players have put on a Phillies uniform and over 152 million spectators have attended games in the city.

Since none of the players from the Worcester team were part of the sale, the first Phillies roster was made up of ex-minor league players and players from other NL teams. The team finished last, 17-81-1, and total attendance was a reported 55,992.

In 1887, the Phillies moved into a new "magnificent park" at Broad and Huntingdon Streets, which later became known as Baker Bowl (capacity 12,500). An estimated 20,000 fans jammed the park for the first game on April 30, a 15-9 win over the New York Giants.

Starting in 1901, the Phillies shared the Philadelphia baseball scene as the American League was formed. One of the eight AL teams was the Athletics, under manager Connie Mack. Initially, the A's were more successful and popular. A little more than a half-century later, the team was moved to Kansas City, leaving the Phillies as Philadelphia's lone major league ballclub.

The Phillies' first championship came in 1915 when Pat Moran, a former reserve catcher with the Phillies, led them to the pennant in his first year as manager. Grover Cleveland Alexander, a 31-game winner, won the first World Series game against the Boston Red Sox, who then swept the next four games. Woodrow Wilson became the first president to throw out the first ball at a World Series game. The historic moment took place prior to Game 2, Oct. 9, 1915, in Philadelphia.

Alexander was one of three future Hall of Famers on the 1915 pennant-winners. Left-handed pitcher Eppa Rixey and shortstop Dave "Beauty" Bancroft were the others.

The A's, under the stability of one owner, the Shibe family and later Mack, continued to do well, winning back-to-back World Championships in 1929-30. The Phillies, meanwhile, struggled for years under numerous owners, but had a star in outfielder Chuck Klein. The future Hall of Famer began a brilliant career with the Phillies in 1928.

Baker Bowl, once a magnificent ballpark, began to deteriorate. Following 51 years in that park, the Phillies moved to Shibe Park, the home of the A's, on July 4, 1938. In 1953, Shibe Park was renamed Connie Mack Stadium in honor of the A's longtime manager. Following 11 eighth-place finishes in 23 seasons, the A's left town after the 1954 season. The Phillies continued to play their home games in Connie Mack Stadium through 1970.

CARPENTER ERA BEGINS

Perhaps the most significant move in Phillies history came when the Carpenter family of du Pont wealth in Wilmington, Del., bought the team on Nov. 23, 1943, for an estimated \$400,000.

In an effort to stimulate more interest in the club, Bob Carpenter Jr., the new president, announced a contest was being held to find a nickname for the Phillies. The name Blue Jays was chosen from among 623 suggestions.

Although it still maintained the official Phillies title, the club was known as the Blue Jays for the 1944 and 1945 seasons. The new name was used heavily during that time, but usage began to drop off in the following years and the Blue Jays name never appeared in the newspapers after 1947.

When Carpenter took over as president, he began to pour money into building a minor league system. The efforts paid off rather quickly when a young team nicknamed the Whiz Kids won the 1950 pennant. Dick Sisler hit a dramatic three-run homer in the 10th inning at Ebbets Field to sink the Brooklyn Dodgers, 4-1, on the last day of the season. Unfortunately, a world title eluded the Phillies as they were swept by the New York Yankees in four games. The Whiz Kids had two players that would eventually be enshrined in Cooperstown, pitcher Robin Roberts and outfielder Richie Ashburn.

Eddie Sawyer's young club was expected to be a force for a few years but a third-place tie in 1953 was the best they could do.

As early as that year, a new stadium in Philadelphia was envisioned by Mayor Richardson Dilworth. Fourteen years and many disagreements later, ground was broken for Veterans Stadium, which finally opened on April 10, 1971, with the Phillies defeating the Montreal Expos, 4-1.



Pat Moran



Robin Roberts, Eddie Sawyer and Richie Ashburn

PHILLIES TEAM HISTORY

Under the leadership of Ruly Carpenter, who replaced his dad as club president in 1972, and General Manager Paul Owens, the Phillies dominated the National League East in the mid-1970s. They won three consecutive division titles starting in 1976, but couldn't get over the hump until 1980, a year after they signed free agent Pete Rose.

Led by manager Dallas Green, the Phillies made it to the World Series that year by defeating the Houston Astros in a gut-wrenching National League Championship Series. Sisler's historic homer in 1950 was replaced as the greatest moment in Phillies history at precisely 11:29 p.m. on Tuesday, Oct. 21, 1980, when Tug McGraw struck out Kansas City's Willie Wilson to give the franchise its first World Championship.

The powerful Phillies teams of that era were anchored by two future Hall of Famers, Steve Carlton, the first pitcher to win four Cy Young Awards, and third baseman Mike Schmidt, a three-time MVP.



Paul Owens, Dallas Green and Ruly Carpenter

CARPENTER FAMILY SELLS

The end of a different era occurred after the 1981 season. Citing escalating player salaries, the Carpenter family put the Phillies up for sale. Bill Giles, executive vice president under Ruly Carpenter, and five other partners purchased the team for \$30 million.

In just the second year of this new ownership group, the Phillies won their fifth Eastern Division title in eight years. Adding two veterans, Tony Perez and Joe Morgan, to an experienced team created the nickname Wheeze Kids.

Owens, who went from the front office to manage the team in July, guided the Phillies to their fourth Fall Classic by eliminating the Los Angeles Dodgers in the 1983 NLCS. The Baltimore Orioles, however, won the World Series, 4-1.

The next time the Phillies found themselves in the playoffs was 1993, under manager Jim Fregosi. That club went from a last-place finish the previous year to the division title, leading the NL East for all but one day of the season.

As underdogs, the Phillies defeated the favored Atlanta Braves, 4-2, to make their third World Series appearance in the last 13 years. Fregosi joined Moran, Sawyer, Green and Owens as managers who led the Phillies to an NL pennant and a trip to the Fall Classic. However, a very entertaining World Series abruptly ended with Joe Carter's three-run homer, which gave the Toronto Blue Jays their second consecutive World Championship.

CITIZENS BANK PARK OPENS

Ten years later, the Phillies family said goodbye to Veterans Stadium through a season-long series of "Field of Memories" events, which culminated with an emotional closing ceremony on Sept. 28, 2003, featuring dozens of current and former Phils. The following season, the Phillies moved into Citizens Bank Park, a state-of-the-art, grass and dirt ballpark. The outfield concourse was christened "Ashburn Alley," named after the Phillies' beloved Hall of Fame outfielder and broadcaster.

After four second-place finishes, the Phillies won the NL East in 2007, their first division title in 14 years. With Charlie Manuel at the helm, the Phillies overcame a seven-game deficit with 17 regular-season games remaining to edge the Mets on the last day of the season. However, they were swept in the first round of the playoffs by the Colorado Rockies.

The following year, the Phillies cemented their place in history by winning their second World Championship. After defeating the Milwaukee Brewers in the Division Series and the Los Angeles Dodgers in the National League Championship Series, Brad Lidge's strikeout of Tampa Bay's Eric Hinske on Oct. 29, 2008, started the biggest block party in the history of Philadelphia. Two days later, an estimated 2 million fans attended the parade down Broad Street. After a stop at Lincoln Financial Field, it culminated with an unforgettable on-field ceremony at Citizens Bank Park, where the Phillies were a perfect 7-0 in the playoffs.

In 2009, the Phillies made their second straight World Series appearance, a first in franchise history. It was the club's fifth appearance in the Fall Classic in 30 years, matching the Cardinals and Braves for the most in the NL during that period of time. The Yankees, who led all clubs with eight World Series appearances in the same time frame, defeated the Phillies, four games to two.

The Phillies recorded a franchise-record 102 victories in 2011 and for the second time in as many seasons, they led the majors in wins, a first in club history. That year also brought the team's run of consecutive division titles to five, tied with the Oakland Athletics and Cleveland Indians for the fourth-longest streak in the Divisional Era (since 1969) among all major league teams, trailing only the Braves (14), Yankees (9) and Dodgers (8).

Fan support at Citizens Bank Park has been strong since the ballpark opened in 2004. Through their first 10 seasons at the ballpark, the club drew better than 3 million fans eight different times, including the record-setting mark of 3,680,718 in 2011. Highlighting that run was a streak of 257 consecutive regular-season sellouts at Citizens Bank Park from July 7, 2009 to Aug. 6, 2012.

From the 1950 pennant-winners to the great 1976-83 era to the 2007-11 run, one theme has been common throughout: homegrown talent. Whether it was Richie Ashburn, Robin Roberts and Del Ennis or Mike Schmidt, Larry Bowa and Greg Luzinski or Chase Utley, Jimmy Rollins and Ryan Howard, the Phillies have largely had their greatest successes relying on their scouting and player development.

One other talented homegrown character is the Phillie Phanatic, who debuted on April 25, 1978. As with the baseball team, the Phanatic, too, is a Philadelphia tradition.



ALL-TIME ROSTER

Includes all players who have participated in one or more official National League games with the Phillies from 1883-2021, a total of 2,125 players. The most common names in Phillies history have been Miller (14), Smith (12), Johnson (11) and Jones (10).

A	
Abbatichchio, Ed	1897-98
Abbott, Fred	1905
Abbott, Kyle	1992, 95
Abbott, Paul	2004
Abreu, Bobby	1998-2006
Acosta, Cy	1975
Adams, Bert	1915-19
Adams, Bob	1931-32
Adams, Buster	1943-45; 47
Adams, Mike	2013-14
Adams, Terry	2002-03; 05
Adduci, Jim	1989
Aguiayo, Luis	1980-88
Akerfelds, Darrel	1990-91
Albright, Jack	1947
Aldred, Scott	1999-2000
Alexander, Grover	1911-17; 30
Alfaro, Jorge	2016-18
Alfonseca, Antonio	2007
Allen, Bob	1890-94
Allen, Bob	1937
Allen, Dick	1963-69; 75-76
Allen, Ethan	1934-36
Allen, Hezekiah	1884
Almon, Bill	1988
Altamirano, Porfirio	1982-83
Altherr, Aaron	2014-19
Alvarado, José	2021
Álvarez, Clemente	2000
Álvarez, Henderson	2017
Álvarez, José	2019-20
Amaro, Ruben	1960-65
Amaro Jr., Ruben	1992-93; 96-98
Ames, Leon	1919
Andersen, Larry	1983-86; 93-94
Anderson, Chase	2021
Anderson, Dave	1889-90
Anderson, Drew	2017-19
Anderson, Harry	1957-60
Anderson, John	1958
Anderson, Marlon	1998-2002
Anderson, Mike	1971-75; 79
Anderson, Sparky	1959
Andrews, Ed	1884-89
Andrews, Fred	1976-77
Andrews, Stan	1945
Andrus, Bill	1937
Antolick, Joe	1944
Antonelli, John	1945
Arano, Victor	2017-19
Araujo, Elvis	2015-16
Arias, Alex	1998-2000
Arlett, Buzz	1931
Arnovich, Morrie	1936-40
Arrieta, Jake	2018-20
Asche, Cody	2013-16
Ashburn, Richie	1948-59
Ashby, Andy	1991-92; 2000
Asher, Alec	2015-16
Attreau, Dick	1926-27
Atwood, Bill	1936-40
Aumont, Phillippe	2012-15
Averill, Earl	1963
Avilán, Luis	2018
Aviles, Ramon	1979-81
Ayrault, Bob	1992-93

B	
Backman, Wally	1991-92
Baecht, Ed	1926-28
Baetz, Danys	2010-11
Bahnсен, Stan	1982
Bailey, Andrew	2016
Bair, Doug	1987

Baird, Doug	1919
Baker, Floyd	1954-55
Bako, Paul	2009
Baldschun, Jack	1961-65
Baldwin, Henry	1927
Baller, Jay	1982; 92
Bancroft, Davey	1915-20
Bannister, Alan	1974-75
Barajas, Rod	2007
Barojas, Salome	1988
Barrett, Dick	1943-45
Barrett, Tommy	1988-89
Barron, Tony	1997
Barry, Rich	1969
Barry, Shad	1901-04
Barry, Thomas	1904
Bartell, Dick	1931-34
Bashore, Walt	1936
Bastardo, Antonio	2009-14
Bastian, Charlie	1885-88; 91
Bateman, John	1972
Bates, Bud	1939
Bates, Del	1970
Bates, John	1909-10
Batiste, Kim	1991-94
Battle, Howard	1996
Baumgartner, Stan	1914-16; 21-22
Baumholtz, Frankie	1956-57
Bautista, José	2018
Beam, Ernie	1895
Beato, Pedro	2017
Beck, Boom Boom	1939-43
Beck, Fred	1911
Becker, Beals	1913-15
Becker, Bob	1897-98
Bedell, Howie	1968
Bedrosian, Cam	2021
Bedrosian, Steve	1986-89
Beebe, Fred	1911
Beech, Matt	1996-98
Behan, Petie	1921-23
Belinsky, Bo	1965-66
Bell, David	2003-06
Bell, Juan	1992-93
Bender, Chief	1916-17
Benedict, Art	1883
Benge, Ray	1928-32; 36
Benjamin, Mike	1996
Benjamin, Stan	1939-42
Bennett, Dave	1964
Bennett, Dennis	1962-64
Bennett, Gary	1995-96; 98-01
Bennett, Joe	1923
Bennett, Joel	1999
Benoit, Joaquín	2017
Bentley, Jack	1926
Benton, Stan	1922
Berger, Wally	1940
Berly, John	1932-33
Bernadina, Roger	2013
Bernero, Adam	2006
Bernhard, Bill	1899-1900
Berry, Hodge	1902
Bertrand, Lefty	1936
Betts, Huck	1920-25
Bicknell, Charlie	1948-49
Billingsley, Chad	2015
Bird, Doug	1979
Bisenius, Joe	2007
Bishop, Jim	1923-24
Bittiger, Jeff	1986
Bivin, Jim	1935
Blackburne, Lena	1919
Blackwell, Tim	1976-77

Blake, Sheriff	1931
Blanco, Andrés	2014-17
Blanton, Cy	1940-42
Blanton, Joe	2008-12
Blatnick, Johnny	1948-50
Blattner, Buddy	1949
Blaylock, Marv	1955-57
Blazier, Ron	1996-97
Bloodworth, Jimmy	1950-51
Blocck, Brian	2010
Boeaver, Joe	1990-91
Bogusevic, Brian	2015
Bohm, Alec	2020
Bohn, T.J.	2008
Boitano, Dan	1978
Boland, Ed	1934-35
Bolen, Stew	1931-32
Bolger, Jim	1959
Bolling, Jack	1939
Bonifacio, Jorge	2021
Booker, Rod	1990-91
Boone, Bob	1972-81
Booser, John	1962-64; 66-69
Borland, Toby	1994-96; 98
Borowy, Hank	1949-50
Bosetti, Rick	1976
Boskie, Shawn	1994
Bottalico, Ricky	1994-98; 2001-02
Bottenfield, Kent	2000
Bouchee, Ed	1956-60
Bour, Justin	2018
Bourjos, Peter	2016
Bourn, Michael	2006-07
Bowa, Larry	1970-81
Bowker, John	2011
Bowman, Bob	1955-59
Bowman, Joe	1935-36
Bowman, Sumner	1890
Boyd, Jason	2000
Boyle, Jack	1893-98
Boyle, John	1912
Brack, Gib	1938-39
Brackenridge, John	1904
Bradley, Archie	2021
Bradley, Phil	1988
Brady, Charlie	1905
Bragan, Bobby	1940-42
Bramhall, Art	1935
Brandon, Darrell	1971-73
Brandt, Jackie	1966-67
Bransfield, Kitty	1905-11
Brantley, Cliff	1991-92
Brantley, Jeff	1999-2000
Brantley, Rob	2019
Branyan, Russell	2007
Brashear, Roy	1903
Breitenstein, Alonzo	1883
Brennan, Ad	1910-13
Bressler, Rube	1932
Brett, Ken	1973
Brewer, Billy	1997-99
Brewster, Charlie	1943
Brickell, Fred	1930-33
Briggs, John	1964-71
Brignac, Reid	2014
Brink, Brad	1992-93
Brinker, Bill	1912
Brito, Eude	2005-06
Brittin, Jack	1950-51
Brock, Chris	2000-01
Brogdon, Connor	2020
Brogna, Rico	1997-2000
Brouthers, Dan	1896
Brown, Charles	1907-09
Brown, Domic	2010-15

C	
Caballero, Putsy	1944-45; 47-52
Cabrera, Asdrúbal	2018
Cady, Forrest	1919
Cairo, Miguel	2009
Caldwell, Earl	1928
Caldwell, Ralph	1904-05
Calhoun, Jeff	1987-88
Callahan, Leo	1919
Callahan, Nixey	1894
Callison, Johnny	1960-69
Camilli, Dolph	1934-37
Camnitz, Howie	1913
Camp, Shawn	2014
Campbell, Bill	1984
Campusano, Sil	1990-91
Candini, Milo	1950-51
Cantwell, Mike	1919-20
Capron, Ralph	1913
Cardenal, Jose	1978-79
Cardwell, Don	1957-60
Carlin, Jim	1941
Carlson, Hal	1924-27
Carlton, Steve	1972-86
Carman, Don	1983-90

ALL-TIME ROSTER

Carpenter, Andrew	2008-11	Conway, Bill	1884	De Los Santos, Valerio	2003	Durbin, Chad	2008-10; 13
Carreno, Amalio	1991	Cook, Dennis	1989-90; 2001	Dean, Wayland	1926-27	Durbin, J.D.	2007
Carrera, Ezequiel	2013	Cook, Paul	1884	Decatur, Art	1925-27	Duren, Ryne	1963-65
Carsey, Kid	1892-97	Cooley, Duff	1896-99	Decker, Harry	1889-90	Durning, George	1925
Carter, Andy	1994-95	Cooney, Jimmy	1927	Deiningor, Otto	1908-09	Dykstra, Lenny	1989-96
Casey, Dan	1886-89	Coonrod, Sam	2021	Deitrick, Bill	1927-28		
Cash, Dave	1974-76	Cooper, Claude	1916-17	De Jesus, Ivan	1982-84		
Cassian, Ed	1891	Corbett, Gene	1936-38	De Jesus, Jose	1990-91	E	
Castillo, Braulio	1991-92	Corcoran, Tim	1983-85	Delahanty, Ed	1888-89; 91-01	Easler, Mike	1987
Castle, John	1910	Cormier, Rheel	2001-06	Delahanty, Tom	1894	Easton, John	1955; 59
Castro, Fabio	2006-07	Corrales, Pat	1964-65	DeLeon, Jose	1992-93	Eastwick, Rawly	1978-79
Castro, Juan	2010	Correia, Kevin	2015	Del Greco, Bobby	1960-61; 65	Eaton, Adam	2007-08
Cater, Danny	1964	Corridon, Frank	1904-05; 07-09	Delker, Ed	1932-33	Edens, Tom	1994
Causey, Cecil	1920-21	Coste, Chris	2006-09	Dellucci, David	2006	Edwards, Doc	1970
Cavanaugh, Pat	1919	Cotter, Dick	1911	Del Savio, Gar	1943	Eflin, Zach	2016-
Cedeño, Domingo	1999	Cotter, Ed	1926	Demaree, Al	1915-16	Eickhoff, Jerad	2015-19
Cedeño, Ronny	2014	Craig, John	1923-25	Demeter, Don	1961-63	Eisenreich, Jim	1993-96
Cervenak, Mike	2008	Courtney, Ernie	1905-08	Dennehy, Tod	1923	Elberfeld, Kid	1898
Chalmers, George	1910-16	Coveleski, Harry	1907-09	Denny, Jerry	1891	Elliott, Ace	1929-32
Chamberlain, Wes	1990-94	Covington, Chet	1944	Denny, John	1982-85	Elliott, Jack	1931-34
Champion, Bill	1969-72	Covington, Wes	1961-65	Dernier, Bob	1980-83; 88-89	Ellis, Ben	1896
Chapin, Darrin	1992	Cowley, Billy	1967	Deshaias, Jim	1995	Ellsworth, Dick	1967
Chapman, Ben	1945-46	Cowley, Joe	1987	Devine, Mickey	1918	Elster, Kevin	1995
Chapman, Travis	2003	Cox, Danny	1991-92	Devlin, Jim	1887	Emery, Cal	1963
Charlton, Norm	1995	Cox, Larry	1973-75	Devore, Josh	1913-14	Emery, Herrick	1924
Chavez, Endy	2005	Cozens, Dylan	2018-19	Diaz, Bo	1982-85	Ennis, Del	1946-56
Cheek, Harry	1910	Craig, Roger	1966	Dickerson, Corey	2019	Ennis, John	2007
Chen, Bruce	2000-01	Cravath, Gavvy	1912-20	Dickson, Murry	1954-56	Enzmann, John	1920
Cheney, Larry	1919	Crawford, Carlos	1996	Diekman, Jake	2012-15	Erickson, Don	1958
Chetkovich, Mitchell	1945	Crawford, Glenn	1945-46	Dietz, Dutch	1943	Erickson, Paul	1948
Childress, Rocky	1985-86	Crawford, J.P.	2017-18	Dillhoefer, Bill	1918	Escalona, Sergio	2009
Childs, Cupid	1888	Crawford, Larry	1937	Dillard, Gordon	1989	Esper, Duke	1890-92
Childs, Pete	1902	Crespo, Felipe	2001	DiMaggio, Vince	1945-46	Espinosa, Nino	1979-81
Chiles, Pearce	1899-1900	Crist, Chester	1906	Dineen, Kerry	1978	Essegian, Chuck	1958
Chiozza, Dino	1935	Cristante, Leo	1951	Dinges, Vance	1945-46	Essian, Jim	1973-75
Chiozza, Lou	1934-36	Croft, Henry	1899	Diorio, Ron	1973-74	Estallella, Bobby	1996-99
Christenson, Larry	1973-83	Cross, Lave	1892-97	Dishman, Glenn	1996	Estrada, Johnny	2001-02
Church, Bubba	1950-52	Cross, Monte	1898-1901	Dobbs, Greg	2007-10	Etten, Nick	1941-42; 47
Cieslak, Ted	1944	Crouch, Bill	1941	Dodd, Robert	1998	Evers, John	1917
Clancy, Bud	1934	Crouse, Hans	2021	Dodge, John	1912-13	Ewing, Bob	1910-11
Clark, John	1938	Crowell, Jim	2004	Dohy, Kyle	2021	Eyre, Scott	2008-09
Clark, Mel	1951-55	Crowley, John	1884	Dolan, Alvin	1912-13	Eyrich, George	1943
Clark, Ron	1975	Crumpler, Roy	1925	Dolan, Joe	1899-1901		
Clarke, Jay	1919	Cruz, Todd	1978	Dominguez, Seranthy	2018-19; 21	F	
Clay, Bill	1912	Culp, Ben	1942-44	Donahue, Charles	1904	Faircloth, Jim (Rags)	1919
Clay, Danny	1988	Culp, Bill	1910	Donahue, John (Deacon)	1943-44	Fallenstin, Ed	1931
Cleavinger, Garrett	2020	Culp, Ray	1963-66	Donahue, Red	1898-1901	Falter, Bailey	2021
Clemens, Doug	1966-68	Culver, George	1973-74	Donnelly, Blix	1946-50	Fanning, Jack	1894
Clement, Wallace	1908-09	Cummings, Midre	1997	Donohue, Joe	1891	Farmer, Ed	1974; 82-83
Clemens, Jack	1884-97	Curry, Tony	1960-61	Donovan, Jerry	1906	Farrar, Sid	1883-89
Cloyd, Tyler	2012-13	Curtis, Cliff	1911-12	Dooan, Red	1902-14	Farrell, Dick (Turk)	1956-61; 67-69
Coble, Dave	1939	Curtis, Zac	2017-18	Doolan, Mickey	1905-13	Farrell, Jack	1886
Coffman, Dick	1945	Cusick, Tony	1884-87	Doster, Dave	1996; 99	Fasano, Sal	2006
Coggin, David	2000-02			Douglass, Klondike	1898-1904	Featherston, Taylor	2016
Cohen, Al	1933	D		Dowd, Tom	1897	Feinberg, Ed	1938-39
Coker, Jimmie	1958; 60-62	Daal, Omar	2000-01	Dowell, Ken	1987	Felix, Harry	1902
Cole, Dave	1955	Dahlgren, Babe	1943	Downey, Tom	1912	Feliz, Neftali	2021
Coleman, Choo Choo	1961	Dailey, Sam	1929	Downs, Dave	1972	Feliz, Pedro	2008-09
Coleman, John	1883-84	Daily, Ed	1885-87	Downs, Dave	1892	Ferguson, Alex	1927-29
Coleman, John	1890	Dalrymple, Clay	1960-68	Doyle, Conny	1883	Ferguson, Bob	1883
Collard, Earl	1930	Daniels, Tony	1945	Doyle, Denny	1970-73	Ferguson, Charlie	1884-87
Collier, Lou	2004	Danks, Jordan	2015	Doyle, John	1904	Fernandez, Chico	1957-59
Collins, Phil	1929-35	Dark, Alvin	1960	Drake, Solly	1959	Fernandez, Sid	1995-96
Colton, Larry	1968	d'Arnaud, Chase	2015	Drews, Karl	1951-54	Ferrarese, Don	1961-62
Combs, Pat	1989-92	Darrow, George	1934	Dubiel, Monk	1948	Fick, John	1944
Comer, Steve	1983	Daulton, Darren	1983; 85-97	Ducey, Rob	1999-2001	Fields, Jocko	1891
Command, Jim	1954-55	Davis, Austin	2018-20	Duckworth, Brandon	2001-03	Fien, Casey	2017
Compton, Mike	1970	Davis, Curt	1934-36	Dudley, Clise	1931-32	Field, Jack	1897-99
Condrey, Clay	2006-09	Davis, Dick	1981-82	Duffy, Hugh	1904-06	Figgemeier, Frank	1894
Conger, Dick	1943	Davis, Dixie	1918	Dugas, Gus	1933	Figueroa, Nelson	2001; 10
Conine, Jeff	2006	Davis, George (Kiddo)	1932; 34	Dugey, Oscar	1915-17	File, Larry (Sam)	1940
Conley, Bob	1958	Davis, Jacke	1962	Duggleby, Bill	1898; 1901-07	Fillingim, Dana	1925
Conley, Gene	1959-60	Davis, Kane	2007	Duncan, Mariano	1992-95	Finley, Bob	1943-44
Conn, Bert	1898; 1900-01	Davis, Mark	1980-81; 93	Duncan, Vern	1913	Finn, Mickey	1933
Connell, Gene	1931	Davis, Spud	1928-33; 38-39	Dunham, Lee	1926	Finneran, Joe	1912-13
Connor, Roger	1892	Dayley, Bill	1988	Dunkle, Davey	1897-98	Finney, Lou	1947
Connors, Jerry	1892	Day, Bill	1889-90	Dunn, Jack	1900-01	Fireovid, Steve	1984
Consolo, Billy	1962	De Fratus, Justin	2011-15	Dupaugherr, Mike	1884	Fisher, Newt	1898
Conteras, José	2010-12	De Los Santos, Enyel	2018-19; 21			Fittery, Paul	1917

ALL-TIME ROSTER

Fitzgerald, Mike	1918	Giambi, Jeremy	2002	Hafey, Bud	1939	Hernandez, Willie	1983
Flager, Wally	1945	Gibson, Kyle	2021	Hagan, Art	1883	Hernandez, Yoel	2007
Flaherty, Pat	1910	Gilbert, Charley	1946-47	Hahn, Don	1975	Herndon, David	2010-12
Fleming, Tom	1902; 04	Giles, Ken	2014-15	Haislip, Jim	1913	Herr, Tommy	1989-90
Fletcher, Art	1920; 22	Glazen, Sam	1897	Hale, David	2020-21	Herrera, Odúbel	2015-19; 21
Fletcher, Darrin	1990-91	Girard, Charles	1910	Hall, Bert	1911	Herrera, Pancho	1958; 60-61
Fletcher, Frank	1914	Gladman, Buck	1883	Hall, Dick	1967-68	Herrmann, Frank	2016
Fletcher, Paul	1993; 95	Glanville, Doug	1998-2002; 04	Hall, Robert	1904	Herrnstein, John	1962-66
Flick, Elmer	1898-1901	Glaviano, Tommy	1953	Halladay, Roy	2010-13	Heusser, Ed	1938; 48
Flitcraft, Hilly	1942	Glozner, Whitey	1923-24	Hallahan, Bill	1938	Higbe, Kirby	1939-40
Flora, Kevin	1995	Gleason, Kid	1888-91; 1903-08	Hallman, Bill	1888-89; 92-97; 1901-03	High, Andy	1934
Florimón, Pedro	2017-18	Gload, Ross	2010-11	Hamels, Cole	2006-15	Hiland, John	1885
Flowers, Ben	1956	Glossop, Al	1942	Hamilton, Billy	1890-95	Hilgendorf, Tom	1975
Floyd, Gavin	2004-06	Glynn, Bill	1949	Hamilton, Earl	1924	Hill, Koyie	2014
Fogarty, Jim	1884-89	Goeckel, Bill	1899	Hamilton, Jack	1962-63	Hiller, Chuck	1967
Foley, Tom	1985-86	Goeddel, Tyler	2016	Hammer, JD	2019; 21	Hilly, Pat	1914
Fonseca, Lew	1925	Goliat, Mike	1949-51	Hamner, Garvin	1945	Hilsey, Charlie	1883
Fontenot, Mike	2012	Golson, Greg	2008	Hamner, Granny	1944-59	Hinch, A.J.	2004
Foot, Barry	1977-78	Gomez, Wayne	1997-2001	Hamrick, Ray	1943-44	Hinojosa, Daliel	2015-16
Forbes, PJ	2001	Gomez, Jose	1935-36	Hancock, Josh	2003-04	Hisle, Larry	1968-71
Ford, Curt	1989-90	Gomez, Ruben	1959-60; 67	Handley, Lee	1947	Hoak, Don	1963-64
Ford, Hod	1924	Gonzalez, Alex	2006	Hanebrink, Harry	1959	Hoch, Harry	1908
Fortune, Gary	1916; 18	Gonzalez, Miguel Alfredo	2014	Hansen, Andy	1951-53	Hodge, Bert	1942
Foster, Kevin	1993	Gonzalez, Orlando	1978	Hansen, Snipe	1930; 32-35	Hodgk, Eli	1946
Fox, Henry	1902	Gonzalez, Severino	2015-16	Happ, J.A.	2007-10	Hodson, George	1895
Fox, Howie	1952	Gonzalez, Tony	1960-68	Harang, Aaron	2015	Hoerner Joe	1970-72; 75
Fox, Terry	1966	Good, Wilbur	1916	Harbidge, Bill	1883	Hoerst, Frank	1940-42; 46-47
Foxen, Bill	1908-10	Gorbous, Glen	1955-57	Hardie, Lew	1884	Hoffman, Bill	1939
Foxx, Jimmie	1945	Gordon, Tom	2006-08	Harman, Bill	1941	Hogg, Brad	1918-19
Francisco, Ben	2009-11	Gorman, Howard	1937-38	Harman, Brad	2008	Hohman, Bill	1927
Franco, Julio	1982	Gorman, Tom	1986	Harmon, Chuck	1957	Holden, Joe	1934-36
Franco, Maikel	2014-19	Gormley, Ed	1891	Harmon, Terry	1967; 69-77	Holde, Walt	1923-25
Francoeur, Jeff	2015	Gosselin, Phil	2019-20	Harper, Bryce	2019-	Holland, Al	1983-85
Francona, Tito	1967	Goulish, Nick	1944-45	Harper, George	1894	Hollands, Mario	2014
Frandsen, Kevin	2012-13	Grabarkewitz, Bill	1973-74	Harper, George	1924-26	Holley, Ed	1932-34
Franklin, Ryan	2006	Grabowski, Reggie	1932-34	Harrell, Ray	1939	Hollingsworth, Al	1938-39
Fraser, Chick	1899-1900; 02-04	Grace, Earl	1936-37	Harrelson, Bud	1978-79	Hollins, Dave	1990-95; 2002
Freed, Ed	1942	Grace, Mike	1995-99	Harrington, Mickey	1963	Hollmig, Stan	1949-51
Freed, Roger	1971-72	Grady, Mike	1894-97	Harris, Gene	1995	Holloway, Jim	1929
Freeman, Marvin	1986; 88-90	Graham, George	1912	Harris, Greg	1988-89	Holzemer, Mark	2000
Freese, Gene	1959	Graham, Wayne	1963	Harris, Herb	1936	Hoover, Buster	1884
Frey, Steve	1995-96	Grahe, Joe	1999	Harris, Reggie	1997	Hoover, Paul	2009-10
Friberg, Barney	1925-32	Grant, Ed	1907-10	Hartley, Mike	1991-92	Hopkins, Marty	1934
Frink, Fred	1934	Grant, Jim	1923	Hartman, Charles	1913	Horst, Jeremy	2012-13
Fritz, Larry	1975	Grasmick, Lou	1948	Haseley, Adam	2019-21	Hoskins, Rhys	2017-
Froelich, Bill	1909	Grate, Don	1945-46	Hasenmayer, Don	1945-46	Houston, Tyler	2003
Frohworth, Todd	1987-90	Graulich, Lew	1891	Haslin, Mickey	1933-36	Howard, Ryan	2004-16
Frye, Charley	1940	Gray, John	1958	Hatcher, Billy	1994	Howard, Spencer	2020-21
Fryman, Woodie	1968-72	Green, Dallas	1960-64; 67	Hawks, Nelson	1925	Howell, Ken	1989-90
Fuchs, Charlie	1943	Green, Tyler	1993; 95-98	Hayes, Charlie	1989-91; 95	Howell, Dan	1913
Fullis, Chick	1933-34	Greene, June	1928-29	Hayes, Von	1983-91	Hubbill, Bill	1920-25
Fultz, Aaron	2005-06	Greene, Tommy	1990-95	Head, Ralph	1923	Huber, Clarence	1925-26
Fultz, Dave	1898-99	Greene, Willie	1902	Hearn, Jim	1957-59	Hudler, Rex	1997-98
G		Greengrass, Jim	1955-56	Heathcote, Cliff	1932	Hudson, Charles	1983-86
Gabrielson, Len	1939	Greenwood, Bob	1954-55	Hebner, Richie	1977-78	Hughes, Jared	2019
Gallagher, Bill	1883	Gregorius, Didi	2020-	Heflin, Bronson	1996	Hughes, Keith	1987
Gallagher, Bill	1896	Grey, Bill	1890-91	Hegan, Jim	1958-59	Hughes, Tom	1941-42; 46-47
Gallagher, Dave	1995	Grim, John	1888	Heintzelman, Ken	1947-52	Hulen, Bill	1896
Gallia, Bert	1920	Grimsley, Jason	1989-91	Hellickson, Jeremy	2016-17	Hulswitt, Rudy	1902-04
Galvis, Freddy	2012-17; 21	Grimes, Oscar	1926	Helms, Wes	2007	Hume, Tom	1986-87
Gamble, Oscar	1970-72	Grissom, Lee	1941	Heltzel, Heinie	1944	Humphries, Albert	1910-11
Gandy, Bob	1916	Groat, Dick	1966-67	Hembree, Heath	2020	Humphries, Jack	1946
Gant, Ron	1999-2000	Gross, Emil	1883	Hemingway, Edson	1918	Hunter, Brian L.	2001
Ganzel, Charlie	1885-86	Gross, Greg	1979-88	Hemsley, Rollie	1946-47	Hunter, Brian R.	2000
Garber, Gene	1974-78	Gross, Kevin	1983-88	Hemus, Solly	1956-58	Hunter, Cedric	2016
Garcia, Anderson	2007	Grotewold, Jeff	1992	Henderson, Hardie	1883	Hunter, Rich	1996
Garcia, Edgar	2019	Grullón, Deivy	2019	Hendrick, Harvey	1934	Hunter, Tommy	2018-20
Garcia, Freddy	2007	Guerra, Deolis	2020	Henline, Butch	1921-26	Hurst, Don	1928-34
Garcia, Kiko	1983-85	Gumbert, Ad	1896	Hennessey, George	1942	Hunter, Harry	1906
García, Luis	2013-18	Gunning, Tom	1887	Henrich, Fritz	1924	Hutchinson, Drew	2018
Gardiner, Art	1923	Gutierrez, Jackie	1988	Henry, Jim	1939	Hutto, Jim	1970
Gardner, Gid	1888	Gwynn Jr., Tony	2014	Herbert, Ray	1965-66	Hutton, Tom	1972-77
Garlick, Kyle	2020	H		Hernaiz, Jesus	1974	I	
Garvin, Ned	1896	Haas, Bert	1948-49	Hernández, César	2013-19	Ibañez, Raúl	2009-11
Geary, Geoff	2003-07	Hacker, Warren	1957-58	Hernandez, David	2016	Iburg, Ham	1902
Geier, Phil	1896-97	Haddix, Harvey	1956-57	Hernandez, Roberto	2004	Iguchi, Tadahito	2007; 08
Gerheuser, Al	1943-44	Haddock, George	1894	Hernandez, Roberto	2014	Imlay, Doc	1913
Ghelfi, Tony	1983						

ALL-TIME ROSTER

Incaviglia, Pete 1993-94; 96
 Inks, Bert 1896
 Iorg, Dane 1977
 Irelan, Harold 1914
 Irvin, Cole 2019-20
 Irwin, Arthur 1886-89; 94
 Isales, Orlando 1980

J

Jacklitsch, Fred 1900-02; 07-10
 Jackson, Danny 1993-94
 Jackson, Grant 1965-70
 Jackson, John 1933
 Jackson, Ken 1987
 Jackson, Larry 1966-68
 Jackson, Mike 1970
 Jackson, Mike 1986-87
 Jacobs, Bill 1914; 18-19
 Jacquez, Thomas 2000
 Jahn, Art 1928
 James, Chris 1986-89
 James, Jeff 1968-69
 Jankowski, Travis 2021
 Javier, Stan 1992
 Jefferies, Gregg 1995-98
 Jeffries, Irvine 1934
 Jelks, Greg 1987
 Jeltz, Steve 1983-89
 Jenkins, Fergie 1965-66
 Jenkins, Geoff 2008
 Jennings, Hugh 1901-02
 Jimenez, Cesar 2013-15
 Johnson, Alex 1964-65
 Johnson, Charles 1908
 Johnson, Darrell 1961
 Johnson, Davey 1977-78
 Johnson, Deron 1969-73
 Johnson, Jerry 1968-69
 Johnson, John 1894
 Johnson, Ken 1950-51
 Johnson, Si 1940-43; 46
 Johnson, Syl 1934-40
 Johnson, Tom 1897
 Johnstone, Jay 1974-78
 Jok, Stan 1954
 Jones, Alex 1894
 Jones, Barry 1992
 Jones, Dale 1941
 Jones, Damon 2021
 Jones, Doug 1994
 Jones, Jesse 1923
 Jones, Nippy 1952
 Jones, Ron 1988-91
 Jones, Todd 2004
 Jones, Willie 1947-59
 Jonnard, Bubber 1926-27; 35
 Jordan, Buck 1938
 Jordan, Charlie 1896
 Jordan, Kevin 1995-2001
 Jordan, Niles 1991
 Jordan, Ricardo 1996
 Jordan, Ricky 1988-94
 Jorgens, Orville 1935-37
 Joseph, Rick 1967-70
 Joseph, Tommy 2016-17
 Joyce, Matt 2021
 Judd, Oscar 1945-48
 Juden, Jeff 1994-95
 Jumonville, George 1940-41
 Junge, Eric 2002-03
 Jurisich, Al 1946-47

K

Kaat, Jim 1976-79
 Kahoe, Mike 1905
 Kane, Harry 1905-06
 Kantlehner, Erv 1916
 Kappel, Joe 1884
 Karl, Andy 1943-46

Karp, Ryan 1995; 97
 Kata, Matt 2005
 Kaufmann, Tony 1927
 Kazanski, Ted 1953-58
 Keating, Chick 1926
 Keefe, Tim 1891-93
 Keegan, Ed 1959; 62
 Keenan, James 1920-21
 Keener, Harry 1896
 Keister, Bill 1903
 Kelleher, Hal 1935-38
 Kelley, Trevor 2020
 Kelly, Bill 1928
 Kelly, Charlie 1883
 Kelly, Kick 1883
 Kelly, Mike 1926
 Kelly, Ty 2017
 Kenders, Al 1961
 Kendrick, Howie 2017
 Kendrick, Kyle 2007-14
 Kennedy, Ian 2021
 Kennedy, John 1957
 Kennedy, Vern 1944-45
 Kerksieck, Bill 1939
 Kern, Jim 1984
 Killefer, Bill 1911-17
 Kilroy, Mike 1891
 Kim, Hyun Soo 2017
 Kimball, Newt 1943
 Kimmick, Walt 1925-26
 King, Bill 1891
 King, Lee 1921-22
 Kingery, Scott 2018-21
 Kintzler, Brandon 2021
 Kipper, Thornton 1953-55
 Klaus, Billy 1962-63
 Klein, Chuck 1928-33; 36-39; 40-44
 Klein, Phil 2016
 Kleinhans, Ted 1934
 Kleinow, Red 1911
 Klippstein, John 1963-64
 Knabe, Otto 1907-13
 Knapp, Andrew 2017-21
 Knell, Phil 1892
 Knicely, Alan 1985
 Knight, Jack 1925-26
 Knight, Joe 1884
 Knothe, Fritz 1933
 Knothe, George 1932
 Knowles, Darold 1966
 Koehler, Dick 1946-48
 Koegel, Pete 1971-72
 Konetchy, Ed 1921
 Konstanty, Jim 1948-54
 Koosman, Jerry 1984-85
 Koppe, Joe 1959-61
 Koster, Fred 1931
 Koupal, Lou 1929-30
 Kowalik, Fabian 1936
 Koy, Ernie 1942
 Kracher, Joe 1939
 Kratz, Erik 2011-13; 15
 Kraus, Tex 1943; 45
 Kroll, Gary 1964
 Krueger, Otto 1905
 Krug, Henry 1902
 Kruk, John 1989-94
 Krukow, Mike 1982
 Kucek, Jack 1979
 Kuenn, Harvey 1966
 Kuzava, Bob 1955

L

Laforest, Pete 2007
 LaGrow, Lerrin 1980
 Lajoie, Nap 1896-1900
 Lake, Steve 1989-92
 Lakeman, Al 1947-48
 LaMaster, Wayne 1937-38

Lambert, Gene 1941-42
 Lampe, Henry 1895
 Landrum, Don 1957
 Lannan, John 2013
 Lanning, Tom 1938
 Lapihuska, Andy 1942-43
 LaPoint, Dave 1991
 LaPointe, Ralph 1947
 Larson, Dan 1978-81
 Lauder, Billy 1898-99
 Lavalliere, Mike 1984
 Lavender, Jim 1917
 Laxton, Bill 1970
 Leach, Fred 1923-28
 Leahy, Dan 1896
 LeBourveau, Bevo 1919-22
 Ledee, Ricky 2002-04
 Lee, Bill 1943-45
 Lee, Cliff 1921-24
 Lee, Cliff P. 2009; 11-14
 Lee, Harold 1931-33
 Lee, Travis 2000-02
 Lefebvre, Joe 1983-86
 Legg, Greg 1986-87
 Lehman, Ken 1961
 Lehr, Clarence 1911
 Leiper, Dave 1996
 Leiter, Mark 1997-98
 Leiter Jr., Mark 2017-18
 Lemon, Jim 1963
 Lennon, Ed 1928
 Leon, Izzy 1945
 Leonard, Dutch 1947-48
 Lepcio, Ted 1960
 Lerch, Randy 1975-80; 86
 Lerian, Walt 1928-29
 Lersch, Barry 1969-73
 Lerud, Steven 2012-13
 Leslie, Roy 1922
 Letchas, Charlie 1939; 44; 46
 Levan, Jesse 1947
 Levy, Ed 1940
 Lewis, Burt 1924
 Lewis, Fred 1883
 Lewis, Mark 1998
 Lezcano, Sixto 1983-84
 Lidge, Brad 2008-11
 Lidle, Cory 2004-06
 Lieber, Jon 2005-07
 Lieberthal, Mike 1994-2006
 Lincoln, Brad 2014
 Lindblom, Josh 2012
 Lindell, Johnny 1953-54
 Lindeman, Jim 1991-92
 Lindsey, Doug 1991; 93
 Linz, Phil 1966-67
 Linzy, Frank 1974
 LiPetri, Angelo 1956; 58
 Lipp, Tom 1897
 Liriano, Pedro 2005
 Lis, Joe 1970-72
 Liska, Ad 1932-33
 Litwhiler, Danny 1940-43
 Lively, Ben 2017-18
 Livingston, Mickey 1941-43
 Llovera, Mauricio 2020-21
 Loan, Mike 1912
 Lobert, Hans 1911-14
 Lock, Don 1967-69
 Locke, Bobby 1962-64
 Loewen, Adam 2015
 Loewer, Carlton 1998-99
 Lofton, Kenny 2005
 Lohrke, Jack 1952-53
 Lohrman, Bill 1934
 Lohse, Kyle 2007
 Lonborg, Jim 1973-79
 Long, Herman 1904
 Longmire, Tony 1993-95

Lonnott, Joe 1956-59
 Lopata, Stan 1948-58
 Lopatka, Art 1946
 Lopez, Aquilino 2005
 Lopez, Marcelino 1963
 Lopez, Rodrigo 2009
 Lord, Carlton 1923
 Lough, David 2016
 Loughlin, Larry 1967
 Loup, Aaron 2018
 Lovenguth, Lynn 1955
 Loviglio, Jay 1980
 Lovullo, Torey 1999
 Lowrey, Peanut 1955
 Lucas, Fred 1935
 Lucid, Con 1895-96
 Lucier, Louis 1944-45
 Luderus, Fred 1910-20
 Lukens, Al 1894
 Luna, Hector 2012
 Lupien, Tony 1944-45
 Lush, John 1904-07
 Luzinski, Greg 1970-80
 Lyle, Sparky 1980-82
 Lynch, Tom 1884-85
 Lyons, Harry 1887
 Lyons, Terry 1929

M

Mabry, John 2002
 MacDonald, Harvey 1928
 Machado, Anderson 2003
 Mackanin, Pete 1978-79
 Madden, Tom 1911
 Maddox, Gary 1975-86
 Maddux, Mike 1986-89
 Madison, Art 1895
 Madrid, Alex 1988-89
 Madson, Ryan 2003-11
 Maduro, Calvin 1996-97
 Magee, Bill 1899; 1902
 Magee, Sherry 1904-14
 Magee Jr., Wendell 1996-99
 Mahaffey, Art 1960-65
 Mahan, Art 1940
 Mahar, Frank 1902
 Maharg, Bill 1916
 Maher, Tom 1902
 Main, Miles 1918
 Malis, Cy 1934
 Malkmus, Bobby 1960-62
 Mallon, Les 1931-32
 Malone, Chuck 1990
 Mancuso, Gus 1945
 Mangus, George 1912
 Manning, Jack 1883-85
 Manship, Jeff 2014
 Manto, Jeff 1993
 Marchán, Rafael 2020-
 Mariot, Michael 2016
 Marnie, Hal 1940-42
 Marsh, Tom 1992; 94-95
 Marshall, Doc 1904
 Marshall, Rube 1912-14
 Marson, Lou 2008-09
 Martel, Leon 1909
 Martin, Ethan 2013-14
 Martin, Herschel 1937-40
 Martin, Jack 1914
 Martin, Jerry 1974-78
 Martin, Renie 1984
 Martinez, Carmelo 1990
 Martinez, Manny 1996
 Martinez, Michael 2011-13
 Martinez, Pedro 2009
 Martinez, Ramon 2005
 Marty, Joe 1939-41
 Mason, Hank 1958; 60
 Mason, Roger 1993-94

ALL-TIME ROSTER

Masters, Walt	1937	Miller, Ed	1948-49	Murphy, Dwayne	1989	O'Rourke, Joe	1929
Mastererson, Paul	1940-42	Miller, Elmer	1929	Murphy, Ed	1898	Orr, Pete	2011-13
Mathews, Greg	1992	Miller, Hugh	1911	Murphy, Ed	1942	Orth, Al	1895-1901
Mathieson, Scott	2006; 10-11	Miller, John	1920-21	Murphy, Morgan	1898; 1900	Osborn, Fred	1907-09
Maton, Nick	2021	Miller, Keith	1988-89	Murray, Colton	2015-16	O'Sullivan, Sean	2014-15
Matteson, Henry	1914	Miller, Leo	1923	Murray, Glenn	1996	Oswalt, Roy	2010-11
Matthews, Gary	1981-83	Miller, Ralph	1920-21	Murray, Pat	1919	Otero, Ricky	1996-97
Matthewson, Dale	1943-44	Miller, Roy	1912-13	Murray, Tom	1894	Owens, Jim	1955-56; 58-62
Matuszek, Len	1981-84	Miller, Russ	1927-28	Murtaugh, Danny	1941-43; 46	Owens, Red	1899
Maul, Al	1887; 1900	Miller, Stu	1956	Mussill, Barney	1944		
Maun, Ernie	1926	Miller, Trever	2000	Myers, Al	1885; 89-91		
Mauney, Dick	1945-47	Millette, Joe	1992-93	Myers, Bert	1900	P	
Mauser, Tim	1991; 93	Millies, John	1939-41	Myers, Brett	2002-09	Packard, Gene	1919
May, Derrick	1997	Milligan, John	1928-31			Padden, Tommy	1943
May, Pinky	1939-43	Millwood, Kevin	2003-04	N		Padgett, Don	1947-48
Mayberry Jr., John	2009-14	Milnar, Al	1946	Nagel, Bill	1941	Padilla, Vicente	2000-05
Mayer, Ed	1890-91	Milner, Hoby	2017-18	Nahem, Sam	1942; 48	Pagan, Jose	1973
Mayer, Erskine	1912-18	Milton, Eric	2004	Nahorodny, Bill	1976	Pall, Donn	1993
Mayes, Paddy	1911	Mimbs, Michael	1995-97	Nash, Billy	1896-98	Palmer, David	1988
Mayo, Jack	1948-53	Miner, Zach	2013	Nash, Jim	1972	Palmer, Lowell	1969-71
Mazzera, Mike	1940	Mitchell, Clarence	1923-28	Nava, Daniel	2017	Palys, Stan	1953-55
McAvoy, George	1914	Mitchell, Fred	1903-04	Naylor, Earl	1942-43	Papelbon, Jonathan	2012-15
McBride, Bake	1977-81	Mitchell, Larry	1996	Neagle, Jack	1883	Pardo, Al	1988-89
McCarthy, Tommy	1886-87	Mokan, John	1922-27	Neale, Greasy	1921	Paredes, Jimmy	2016
McCarver, Tim	1970-72; 75-80	Molinaro, Bob	1982-83	Neeman, Cal	1960-61	Parent, Mark	1997-98
McCauley, Al	1890	Mollenkamp, Fred	1914	Negray, Ron	1955-56	Park, Chan Ho	2009
McClain, Reggie	2020	Momchak, Alex	1940	Neibauer, Gary	1972	Parker, Blake	2019-20
McClellan, Bill	1883-84	Money, Don	1968-72	Neiger, Al	1960	Parker, Dixie	1923
McCloskey, John	1906-07	Monge, Sid	1982-83	Nelson, Red	1912-13	Parkinson, Frank	1921-24
McCormack, Don	1980-81	Moniak, Mickey	2020-	Nelson, Héctor	2014-21	Parrett, Jeff	1989-90; 96
McCormick, Frank	1946-47	Monroe, John	1921	Neshek, Pat	2017; 18-19	Parrella, Sam	1970
McCormick, Moose	1908	Montague, John	1975	Newell, Tom	1987	Parrish, Lance	1987-88
McCurdy, Harry	1930-33	Montanez, Willie	1970-75; 82	Newman, David	2000-01	Paskert, Dode	1911-17
McCutchen, Andrew	2019-21	Monteagudo, Rene	1945	Newsome, Skeeter	1946-47	Pasquariello, Mike	1919
McDonald, John	2013	Montgomery, Steve	1999	Niarhos, Gus	1954-55	Passeau, Claude	1936-39
McDonough, Ed	1909-10	Moore, Brad	1988; 90	Nicasio, Juan	2017; 19	Paulette, Gene	1919-20
McDowell, Roger	1989-91	Moore, Cy	1933-34	Nichols, Chester	1930-32	Paulino, David	2021
McElroy, Chuck	1989-90	Moore, Dee	1943; 46	Nichols, Kid	1905-06	Pearce, Johnny	1944-45
McElroy, Jim	1884	Moore, Earl	1908-13	Nicholson, Bill	1949-53	Pearce, Frank	1933-35
McFadden, Barney	1902	Moore, Euel	1934-36	Nicholson, Frank	1912	Pearce, Harry	1917-19
McFarland, Ed	1897-1901	Moore, John	1934-37	Nickle, Doug	2000-02	Pearson, Ike	1939-42; 46
McFetridge, Jack	1890; 1903	Moore, Matt	2021	Niehoff, Bert	1915-17	Peel, Homer	1929
McGaffigan, Patsy	1917-18	Moran, Pat	1910-14	Nieto, Tom	1989-90	Peguero, Julio	1992
McGill, Willie	1895-96	Morandini, Mickey	1990-97; 2000	Nieves, Wil	2014	Pellagrini, Eddie	1951
McGinnis, Gus	1893	Morehead, Seth	1957-59	Nix, Jayson	2014	Pena, Roberto	1968
McGowan, Dustin	2015	Moreland, Keith	1978-81	Nix, Laynce	2012-13	Pence, Hunter	2011-12
McGraw, Bob	1928-29	Morlock, Harry	1891-92	Nixon, Al	1926-28	Penson, Paul	1954
McGraw, Tug	1975-84	Moren, Lew	1907-10	Nola, Aaron	2015-	Peraza, Luis	1969
McGuire, Deacon	1886-88	Morgan, Adam	2015-20	Nolan, The Only	1885	Perez, Juan	2011
McInnis, John	1927	Morgan, Bob	1954-57	Nolan, The Only	1885	Perez, Tomas	2000-05
McKee, Rogers	1943-44	Morgan, Joe	1960	Noles, Dickie	1979-81; 90	Perez, Tony	1983
McLaughlin, Barnie	1887	Morgan, Joe	1983	Nops, Jerry	1896	Perez, Yorkis	1998-99
McLaughlin, Warren	1900; 03	Morgan, Joe	1983	Norris, Leo	1936-37	Perkins, Cameron	2017
McLeod, Jim	1933	Morin, Mike	2019	Northey, Ron	1942-44; 46-47; 57	Person, Robert	1999-2002
McLish, Cal	1962-64	Moroney, Jim	1910	Novikoff, Lou	1946	Peterman, Bill	1942
McMillon, Billy	1997	Morris, John	1966	Nunez, Abraham	2006-07	Peters, John	1921-22
McPherson, John	1904	Morris, John	1991	Nye, Ryan	1997-98	Peterson, Kent	1952-53
McQuillan, George	1907-10; 15-16	Morrison, Jim	1977-78			Pettibone, Jonathan	2013-14
McWilliams, Larry	1989	Morrison, Logan	2019	O		Pettit, Leon	1937
Meadows, Henry	1919-23	Morton, Charlie	2016	Oana, Prince	1934	Pezullo, Pretzels	1935-36
Meadows, Louie	1990	Morton, Sparrow	1884	Oates, Johnny	1975-76	Pfeil, Bobby	1971
Medina, Adonis	2020-21	Moser, Walt	1906	Oberholtzer, Brett	2016	Phelps, David	2020
Melendez, Francisco	1984; 86	Moss, Brandon	2011	O'Brien, Frank	1923	Philly, Dave	1958-60
Melton, Rube	1941-42	Mott, Bitsy	1945	O'Connor, Frank	1893	Phillips, Adolfo	1964-66
Meoli, Rudi	1979	Motz, Frank	1890	O'Donnell, Harry	1927	Phillips, Buz	1930
Mercado, Hector	2002-03	Moyer, Jamie	2006-10	O'Doul, Lefty	1929-30	Phillips, J.R.	1996
Mertes, Sam	1896	Mrozinski, Ron	1954-55	Oeschger, Joe	1914-19; 24	Phillips, Taylor	1959-60
Mesa, Jose	2001-03; 07	Mueller, Heinie	1938-41	Offerman, Jose	2005	Piatt, Wiley	1898-1900
Metz, Len	1923-25	Mulcahy, Hugh	1935-40; 45-46	Ogando, Nefi	2015	Picciuto, Nick	1945
Meusel, Irish	1918-21	Mulholland, Terry	1989-93; 96	Ogea, Chad	1999	Pickrel, Clarence	1933
Meyer, Ben	1925	Mullen, Ford (Moon)	1944	Oldis, Bob	1962-63	Pickup, Ty	1918
Meyer, Jack	1955-61	Mulligan, Dick	1946	Oliver, Omar	1995	Pierce, Ray	1925-26
Meyer, Russ	1949-52	Mulvey, Joe	1883-89; 92	Oliver, Al	1984	Pierce, Dick	1883
Micelotta, Bobby	1954-55	Muniz, Manny	1971	Oliver, Gene	1967	Pierre, Juan	2012
Michaels, Jason	2001-05	Munninghoff, Scott	1980	O'Neal, Oran (Skinny)	1925; 27	Pillette, Duane	1956
Milbourne, Larry	1983	Munoz, Bobby	1994-97	O'Neal, Randy	1989	Pina, Horacio	1978
Miller, Bob	1949-58	Munson, Red	1905	O'Neil, John	1946	Pinto, Bill	1922; 24
Miller, Brad	2019; 21	Murphy, Con	1884	Ontiveros, Steve	1989-90	Pinto, Ricardo	2017
Miller, Cyclone	1884	Murphy, Dale	1990-92	Oropesa, Eddie	2001	Pirela, José	2019
		Murphy, Dummy	1914			Pitko, Alex	1938

ALL-TIME ROSTER

Stallings, George	1897-98	Thomas, Frank	1964-65	Vorhees, Cy	1902	White, Bill	1966-68
Stanceu, Charley	1946	Thomas, Roy	1899-1908; 10-11	Vosberg, Ed	2000-01	White, C.B.	1883
Stanicek, Steve	1989	Thomas, Tommy	1935	Vukovich, George	1980-82	White, Deke	1895
Stanley, John	1911	Thomas, Valmy	1959	Vukovich, John	1970-71; 76-77; 79-81	White, Doc	1901-02
Starr, Charlie	1909	Thomason, Erskine	1974			White, Rick	2006
Stassi, Brock	2017	Thome, Jim	2003-05; 12	W		White, Sammy	1962
Stearns, John	1974	Thompson, Fresco	1927-30	Wagenhurst, Woodie	1888	Whiten, Mark	1995-96
Steevens, Morrie	1964-65	Thompson, Jake	2016-18	Wagner, Billy	2004-05	Whiteside, Matt	1998
Stein, Justin	1938	Thompson, Jocko	1948-51	Wagner, Gary	1965-69	Whiting, Jesse	1902
Steinbrenner, Gene	1912	Thompson, Milt	1986-88; 93-94	Wagner, Hal	1948-49	Whitman, Dick	1950-51
Steineder, Ray	1924	Thompson, Sam	1889-98	Waitkus, Eddie	1949-53; 55	Whitney, Pinky	1928-33; 36-39
Stengel, Casey	1920-21	Thon, Dickie	1989-91	Waite, Charlie	1883	Whitrock, Bill	1896
Stephenson, Dummy	1892	Thornton, John	1891-92	Walbeck, Matt	2001	Whitted, George	1915-19
Stephenson, Garrett	1997-98	Thurston, Joe	2006	Walczak, Edwin	1945	Wigginton, Ty	2012
Stephenson, Walter	1937	Tierney, Cotton	1923	Walding, Mitch	2018-19	Wilber, Del	1951-52
Stevens, Bobby	1931	Timlin, Mike	2002	Walk, Bob	1980	Wilhelm, Kaiser	1921
Stewart, Dave	1985-86	Tincup, Ben	1914-16; 18	Walker, Curt	1921-24	Williams, Cy	1918-30
Stewart, Glen	1943-44	Tinsley, Lee	1996	Walker, Harry	1947-48	Williams, George	1961
Stewart, Neb	1940	Titcomb, Cannonball	1886	Walker, Martin	1928	Williams, Jerome	2014-15
Stinnett, Kelly	2003	Titus, John	1903-12	Walker, Neil	2020	Williams, Luke	2021
Stock, Milt	1915-18	Todd, Al	1932-35	Walker, Tyler	2009	Williams, Mike	1992-96; 2003
Stockner, Kevin	1993-97	Tolan, Bobby	1976-77	Wallace, Dave	1973-74	Williams, Mitch	1991-93
Stone, Gene	1969	Toliver, Fred	1985-87	Wallace, Doc	1919	Williams, Nick	2017-19
Stone, Jeff	1983-87	Torgeson, Earl	1953-55	Wallace, Harry	1912	Williams, Walt	1903
Stone, Ron	1969-72	Torre, Frank	1962-63	Wallace, Mike	1973-74	Williamham, Tom	1931-33
Stoner, Lil	1931	Torreyes, Ronald	2020-21	Walls, Lee	1960-61	Willoughby, Claude	1925-30
Stoviak, Ray	1938	Tovar, Cesar	1973	Walrond, Les	2008	Wilson, Billy	1969-73
Strike, John	1886	Townsend, John	1901	Walsh, August	1927-28	Wilson, Glenn	1984-87
Strincevich, Nick	1948	Tracy, Andy	2008	Walsh, Jimmy	1910-13	Wilson, Hack	1934
Stuart, Dick	1965	Tragesser, Walt	1919-20	Walsh, John	1903	Wilson, Jim	1923-28; 34-38
Stuffel, Paul	1950; 52-53	Triandos, Gus	1964-65	Walsh, Manny	1979-82	Wilson, Maxie	1940
Stumpf, Daniel	2016	Trillo, Manny	1964-65	Walsh, Walt	1920	Wiltse, Hal	1931
Stutes, Michael	2011-13	Trinkle, Ken	1949	Walters, Bucky	1934-38	Wine, Bobby	1960; 62-68
Stutz, George	1926	Triplett, Coaker	1943-45	Walters, Ken	1960-61	Winston, Darrin	1997-98
Suárez, Ranger	2018-	Tucker, Michael	2005	Waner, Lloyd	1942	Winters, Jesse	1921-23
Suhr, Gus	1939-40	Turner, Shane	1988	Ward, Bryan	2000	Wise, Rick	1964; 66-71
Sulik, Ernie	1936	Turner, Turk	1893-96	Ward, Joe	1906; 09-10	Withrow, Frank	1920; 22
Sullivan, Frank	1961-62	Twitchell, Wayne	1971-77	Ward, Piggy	1883; 89	Wockenfuss, John	1984-85
Sullivan, Joe	1894-96	Tyng, Jim	1888	Ward, Turner	2001	Woehr, Andy	1923-24
Sulivan, John	1968	Tyson, Turkey	1944	Warthen, Dan	1977	Wolf, Randy	1999-2006
Sullivan, Tom	1922			Warner, Fred	1883	Wolff, Bill	1902
Sunday, Billy	1890	U		Warner, Jackie	1933	Wolstenholme, Abe	1883
Surhoff, Rich	1985	Uecker, Bob	1966-67	Warren, Bennie	1939-42	Wolverton, Harry	1900-04
Susce, George	1929	Ulrich, Dutch	1925-27	Wasdell, Jimmy	1943-46	Wood, George	1886-89
Susdorf, Stephen	2013	Underwood, Tom	1974-77	Washburn, Libe	1903	Wood, Pete	1889
Sutherland, Gary	1966-68	Unser, Del	1973-74; 79-82	Washer, Buck	1905	Woods, Jim	1960-61
Surthoff, Jack	1904-05	Urbina, Ugueth	2005	Watkins, Dave	1969	Woodward, Frank	1918-19
Sveum, Dale	1992	Utley, Chase	2003-15	Watkins, Ed	1902	Wooten, Shawn	2004
Sweeney, Darnell	2015			Watkins, George	1935-36	Workman, Brandon	2020
Sweeney, Mike	2010	V		Watson, Milt	1918-19	Workman, Vance	2010-12
Sweetland, Les	1927-30	Vadeboncoeur, Gene	1884	Watt, Eddie	1974	Worrell, Tim	2004-05
Swindle, R.J.	2008	Valdes, Raúl	2012-13	Watt, Frank	1931	Wrightstone, Russ	1920-28
		Valdez, Wilson	2010-11	Watwood, John	1939	Wyatt, Whit	1945
		Valent, Eric	2001-02	Webb, Bill	1943	Wyrostek, Johnny	1946-47; 52-54
		Valentin, Jesmuel	2018	Webster, Lenny	1995		
T		Valenzuela, Fernando	1994	Wehmeier, Herm	1954-56	Y	
Taber, Ed	1926-27	Valo, Elmer	1956; 61	Wehmeier, Dave	1984	Yarnall, Rusty	1926
Tabor, Jim	1946-47	Van Buren, Deacon	1904	Weinert, Phil	1919-24	Yeabsley, Bert	1919
Taguchi, So	2008	Van Dusen, Fred	1955	Weintraub, Phil	1938	Yingling, Joe	1894
Taitt, Doug	1931-32	Van Dyke, Ben	1909	Weiser, Bud	1915-16	Youmans, Floyd	1989
Tamulis, Vito	1941	Van Slyke, Andy	1995	Welch, Mike	1998	Young, Bobby	1958
Tartabull, Danny	1997	Vargas, Jason	2019	Welchonce, Harry	1911	Young, Del	1937-40
Taschner, Jack	2009	Varsho, Gary	1995	Wells, Bob	1994	Young, Delmon	2013
Tauby, Fred	1937	Vatcher, Jim	1990	Wells, Casper	2013	Young, Dick	1951-52
Taylor, Jack	1892-97	Velasquez, Vince	2016-21	Wendell, Lew	1924-26	Young, Michael	2013
Taylor, Reggie	2000-01	Verban, Emil	1946-48	Wendell, Turk	2001; 03	Young, Mike	1988
Taylor, Tony	1960-71; 74-76	Verbanic, Joe	1966	Wenz, Fred	1970		
Tejeda, Robinson	2005	Verdel, Al	1944	Werth, Jayson	2007-10	Z	
Tekulve, Kent	1985-88	Vergez, Johnny	1935-36	West, David	1993-96	Zachary, Tom	1936
Telemaco, Amaury	1999-2001; 03-05	Vickery, Tom	1890; 93	Westlake, Jim	1955	Zachry, Pat	1985
		Victorino, Shane	2005-12	Westlake, Wally	1956	Zagurski, Mike	2007; 10-11
		Vierling, Matt	2021	Weston, Mickey	1992	Zeile, Todd	1996
Terlecki, Bob	1972	Vincent, Nick	2019	Weyhing, Gus	1892-95	Ziegler, Charlie	1900
Therrien, Jesen	2017	Vines, Bob	1925	Wheat, Mack	1920-21	Zimmer, Chief	1903
Thevenou, Tommy	1929-30	Vinton, Bill	1884-85	Wheeler, George	1896-99	Zuber, Jon	1996; 98
Thigpen, Bobby	1993	Virgil, Ozzie	1980-85	Wheeler, Zack	2020-		
Thoenen, Dick	1967						
Thomas, Bill	1902						
Thomas, Derrel	1985						

MANAGERS

There have been 55 managers of the Phillies.

YEAR(S)	NAME	GAMES	W	L	T	PCT	YEAR(S)	NAME	GAMES	W	L	T	PCT
1883	Bob Ferguson	17	4	13	0	.235	1948	Dusty Cooke	13	6	6	1	.542
1883	Bill Purcell	82	13	68	1	.165	1948-1952	Eddie Sawyer	591	296	292	3	.503
1884-1890	Harry Wright	755	387	351	17	.513	1952-1954	Steve O'Neill	324	182	140	2	.565
1890	Jack Clements	19	13	6	0	.684	1954	Terry Moore	77	35	42	0	.455
1890	Al Reach	11	4	7	0	.364	1955-1958	Mayo Smith	547	264	281	2	.484
1890	Bob Allen	35	25	10	0	.714	1958-1960	Eddie Sawyer	227	94	132	1	.416
1890-1893	Harry Wright	472	249	215	8	.528	1960	Andy Cohen	1	1	0	0	1.000
1894-1895	Arthur Irwin	263	149	110	4	.574	1960-1968	Gene Mauch	1331	645	684	2	.485
1896	Billy Nash	131	62	68	1	.477	1968	George Myatt	2	2	0	0	1.000
1897-1898	George Stallings	180	74	104	2	.417	1968-1969	Bob Skinner	215	92	123	0	.423
1898-1902	Bill Shettsline	677	367	303	7	.547	1969	George Myatt	54	19	35	0	.352
1903	Chief Zimmer	139	49	86	4	.367	1970-1972	Frank Lucchesi	399	166	233	0	.416
1904-1906	Hugh Duffy	464	206	251	7	.430	1972	Paul Owens	80	33	47	0	.413
1907-1909	Bill Murray	458	240	214	4	.528	1973-1979	Danny Ozark	1105	594	510	1	.538
1910-1914	Red Dooen	775	392	370	13	.514	1979-1981	Dallas Green	299	169	130	0	.565
1915-1918	Pat Moran	586	323	257	6	.556	1982-1983	Pat Corrales	248	132	115	1	.532
1919	Jack Coombs	62	18	44	0	.290	1983-1984	Paul Owens	239	128	111	0	.536
1919-1920	Gavvy Cravath	229	91	137	1	.400	1985-1987	John Felske	384	190	194	0	.495
1921	Bill Donovan	102	31	71	0	.304	1987-1988	Lee Elick	254	111	142	1	.439
1921-1922	Kaiser Wilhelm	206	77	128	1	.376	1988	John Vukovich	9	5	4	0	.556
1923-1926	Art Fletcher	612	231	378	3	.380	1989-1991	Nick Leyva	338	148	189	1	.438
1927	Stuffy McInnis	155	51	103	1	.332	1991-1996	Jim Ferosi	894	431	463	0	.482
1928-1933	Burt Shotton	923	370	549	4	.403	1997-2000	Terry Francona	648	285	363	0	.440
1934-1938	Jimmy Wilson	763	280	477	6	.371	2001-2004	Larry Bowa	645	337	308	0	.522
1938	Hans Lobert	2	0	2	0	.000	2004	Gary Varsho	2	1	1	0	500
1939-1941	Doc Prothro	460	138	320	2	.302	2005-2013	Charlie Manuel	1416	780	636	0	.551
1942	Hans Lobert	151	42	109	0	.278	2013-2015	Ryne Sandberg	278	119	159	0	.428
1943	Bucky Harris	95	40	53	2	.432	2015-2017	Pete Mackanin	412	174	238	0	.422
1943-1945	Fred Fitzsimmons	283	102	179	2	.364	2018-2019	Gabe Kapler	324	161	163	0	.497
1945-1948	Ben Chapman	476	197	277	2	.414	2020-	Joe Girardi	222	110	112	0	.495

Two-term managers and their records: Wright (636-566); Sawyer (390-424); Lobert (42-111); Myatt (21-35); Owens (161-158)

HISTORY

ALL-TIME COACHES ROSTER

*Amaro, Ruben	1980-81	Felske, John	1984	McClure, Bob	2014-17	*Sandberg, Ryne	2013
Bengough, Benny	1946-58	Ferrick, Tom	1959	McDonnell, Maje	1948-57	Scott, Tony	2001-03
Beringer, Carroll	1973-78	Figueroa, Paco	2019-	McLaren, John	2016-17	*Seminick, Andy	1957-58; 67-69
Billmeyer, Mick	2004-13	Flores, José David	2018	*McLish, Cal	1965-66	*Shea, Merv	1944-45
Bombard, Marc	2005-06	Gott, Jim	2018-20	McRae, Hal	1997-2000	Shepard, Larry	1967
*Bowa, Larry	1988-96; 2014-17	*Gross, Greg	2001-04; 10-12	Meacham, Bobby	2020-	Smith, Steve	2007-08
Bristol, Dave	1982-85; 88	Guerrero, Pedro	2018-21	Menke, Denis	1989-96	*Spalding, Dick	1934-36
Brodzinski, Greg	2020-21	*Hebner, Rich	2001	*Meyer, Ben	1925-26	*Stairs, Matt	2017
Carter, Dick	1959-60	Henderson, Ramon	1998-2008	Mills, Brad	1997-2000	Starrette, Herm	1979-81
*Cash, Dave	1996	Henderson, Steve	2013-16	Mizerock, John	2014-15	Stumpo, Bob	2018-21
*Castro, Juan	2020-21	*Hoak, Don	1967	*Morandini, Mickey	2016-17	Suggden, Joe	1926-27
Cisco, Galen	1997-2000	Hunter, Fred	1928-31; 33	Moses, Wally	1955-58	Tannehill, Jesse	1920
Cohen, Andy	1960	*Johnson, Deron	1982-84	Murphy, Dan	1927	*Taylor, Tony	1977-79; 88-89
Combs, Earle	1954	*Johnson, Syl	1939-41	Myatt, George	1964-72	*Thompson, Milt	2004-10
Conroy, Wid	1922	*Jonnard, Bubber	1935	Nichols, Rod	2013-15	Thomson, Rob	2018-
Cooke, Dusty	1948-52	Joyner, Wally	2013	*Oldis, Bob	1964-66	Tiefenauer, Bob	1979
Cotham, Caleb	2021	Kerrigan, Joe	2003-04	Onslow, John	1931-32	*Unser, Del	1985-88
Cottier, Chuck	1997-2000	*Killefer, Bill	1942	Osteen, Claude	1982-88	*Varsho, Gary	2002-06
*Cravath, Gavvy	1923	*Klein, Chuck	1942-45	Perkins, Cy	1946-54	Velandia, Jorge	2015
*Culp, Benny	1946-47	*Knowles, Darold	1989-90	Perlozzo, Sam	2009-12	Vincent, Al	1961-63
Dancy, Bill	2005-06	Kranitz, Rick	2016-18	Podres, Johnny	1991-96	*Vukovich, John	1988-2004
Davenport, Jim	1986-87	Lanier, Hal	1990-91	Posedel, Bill	1958	Wathan, Dusty	2018-
Davis, Brandy	1972	Lemon, Bob	1961	Price, Bryan	2020	Whitehill, Earl	1943
DeMars, Billy	1969-81	*#Lobert, Hans	1934-41	*Ragan, Pat	1924	Widmar, Al	1962-64; 68-69
Dickerson, Bobby	2019	Lopes, Davey	2007-10	Riddle, Johnny	1959	*#Wilhelm, Kaiser	1921
Dillon, Joe	2020-21	*Lowrey, Peanuts	1960-66	Rigoli, Joe	1996-97	Williams, Jimmy	2007-08
Driver, Craig	2018-19	Lundquist, Dave	2019-	Rippelmeyer, Ray	1970-78	*Wine, Bobby	1972-83
Dubee, Rich	2005-13	*#Mackanin, Pete	2009-12; 14-15	Roberts, Mel	1992-95	Wright, Jim	1996
Earnshaw, George	1949-50	Mallee, John	2018-19	Ruhle, Vern	2001-02	*Wyatt, Whit	1955-57
*Edwards, Doc	1970-72	#Manuel, Charlie	2019	*Ryan, Mike	1980-95	Young, Chris	2018-19
#Elija, Lee	1980-81; 85-87	Mayo, Eddie	1952-54	*Samuel, Juan	2011-17		

* Played for the Phillies # Managed the Phillies

YEAR-BY-YEAR FINISH

YEAR	MANAGER(S)	FINISH	W-L-T	PCT	ATTENDANCE
8-TEAM LEAGUE					
1883	Bob Ferguson & Bill Purcell	8	17-81-1	.178	55,992
1884	Harry Wright	6	39-73-1	.350	100,475
1885	Harry Wright	3	56-54-1	.509	150,698
1886	Harry Wright	4	71-43-5	.618	175,623
1887	Harry Wright	2	75-48-5	.605	253,671
1888	Harry Wright	3	69-61-1	.531	151,804
1889	Harry Wright	4	63-64-3	.496	281,869
1890	Harry Wright, Jack Clements, Al Reach & Bob Allen	3	78-53-1	.590	148,366
1891	Harry Wright	4	68-69-1	.496	217,282
12-TEAM LEAGUE					
1892	Harry Wright	4	87-66-1	.568	193,731
1893	Harry Wright	4	72-57-4	.556	293,019
1894	Arthur Irwin	4	71-57-1	.554	352,773
1895	Arthur Irwin	3	78-53-2	.594	474,971
1896	Billy Nash	8	62-68-0	.477	357,025
1897	George Stallings	10	55-77-2	.418	288,816
1898	George Stallings & Bill Shettsline	6	78-71-1	.523	265,414
1899	Bill Shettsline	3	94-58-2	.617	388,933
8-TEAM LEAGUE					
1900	Bill Shettsline	3	75-63-3	.543	301,913
1901	Bill Shettsline	2	83-57-0	.593	234,937
1902	Bill Shettsline	7	56-81-1	.409	112,066
1903	Chief Zimmer	7	49-86-4	.367	151,729
1904	Hugh Duffy	8	52-100-3	.345	140,771
1905	Hugh Duffy	4	83-69-3	.545	317,932
1906	Hugh Duffy	4	71-82-1	.464	294,680
1907	Bill Murray	3	83-64-2	.564	341,216
1908	Bill Murray	4	83-71-1	.539	420,660
1909	Bill Murray	5	74-79-1	.484	303,177
1910	Red Dooin	4	78-75-4	.510	296,597
1911	Red Dooin	4	79-73-1	.520	416,000
1912	Red Dooin	5	73-79-0	.480	250,000
1913	Red Dooin	2	88-63-8	.579	470,000
1914	Red Dooin	6	74-80-0	.481	138,474
1915	Pat Moran	1	90-62-1	.592	449,898
1916	Pat Moran	2	91-62-1	.594	515,365
1917	Pat Moran	2	87-65-2	.571	354,428
1918	Pat Moran	6	55-68-2	.448	122,266
1919	Jack Coombs & Gavvy Cravath	8	47-90-1	.344	240,424
1920	Gavvy Cravath	8	62-91-0	.405	330,998
1921	Bill Donovan & Kaiser Wilhelm	8	51-103-0	.331	273,961
1922	Kaiser Wilhelm	7	57-96-1	.373	232,471
1923	Art Fletcher	8	50-104-1	.326	228,168
1924	Art Fletcher	7	55-96-1	.365	299,818
1925	Art Fletcher	*6	68-85-0	.444	304,905
1926	Art Fletcher	8	58-93-1	.385	240,600
1927	Stuffy McInnis	8	51-103-1	.332	305,420
1928	Burt Shotton	8	43-109-0	.283	182,168
1929	Burt Shotton	5	71-82-1	.464	281,200
1930	Burt Shotton	8	52-102-2	.340	299,007
1931	Burt Shotton	6	66-88-1	.429	284,849
1932	Burt Shotton	4	78-76-0	.506	268,914
1933	Burt Shotton	7	60-92-0	.395	156,421
1934	Jimmy Wilson	7	56-93-0	.376	169,885
1935	Jimmy Wilson	7	64-89-3	.420	205,470
1936	Jimmy Wilson	8	54-100-0	.351	249,219
1937	Jimmy Wilson	7	61-92-2	.400	212,790
1938	Jimmy Wilson & Hans Lobert	8	45-105-1	.301	161,111
1939	Doc Prothro	8	45-106-1	.299	277,973
1940	Doc Prothro	8	50-103-0	.327	207,177
1941	Doc Prothro	8	43-111-1	.281	231,401
1942	Hans Lobert	8	42-109-0	.278	230,183
1943	Bucky Harris & Fred Fitzsimmons	7	64-90-3	.417	466,975
1944	Fred Fitzsimmons	8	61-92-1	.399	369,586
1945	Fred Fitzsimmons & Ben Chapman	8	46-108-0	.299	285,057
1946	Ben Chapman	5	69-85-1	.448	1,045,247
1947	Ben Chapman	*7	62-92-1	.403	907,332
1948	Ben Chapman, Dusty Cooke & Eddie Sawyer	6	66-88-1	.429	767,429
1949	Eddie Sawyer	3	81-73-0	.526	819,698
1950	Eddie Sawyer	1	91-63-3	.589	1,217,035
1951	Eddie Sawyer	5	73-81-0	.474	937,658
1952	Eddie Sawyer & Steve O'Neill	4	87-67-0	.565	755,417
1953	Steve O'Neill	*3	83-71-2	.538	853,644
1954	Steve O'Neill & Terry Moore	4	75-79-0	.487	738,991
1955	Mayo Smith	4	77-77-0	.500	922,886

YEAR-BY-YEAR FINISH

YEAR	MANAGER(S)	FINISH	W-L-T	PCT	ATTENDANCE
1956	Mayo Smith	5	71-83-0	.461	934,798
1957	Mayo Smith	5	77-77-2	.500	1,146,230
1958	Mayo Smith & Eddie Sawyer	8	69-85-0	.448	931,110
1959	Eddie Sawyer	8	64-90-1	.416	802,815
1960	Eddie Sawyer, Andy Cohen & Gene Mauch	8	59-95-0	.383	862,205
1961	Gene Mauch	8	47-107-1	.306	590,205
10-TEAM LEAGUE					
1962	Gene Mauch	7	81-80-0	.503	762,034
1963	Gene Mauch	4	87-75-0	.537	907,141
1964	Gene Mauch	*2	92-70-0	.568	1,425,891
1965	Gene Mauch	6	85-76-1	.528	1,166,376
1966	Gene Mauch	4	87-75-0	.537	1,108,201
1967	Gene Mauch	5	82-80-0	.506	828,888
1968	Gene Mauch, George Myatt & Bob Skinner	*7	76-86-0	.469	664,546
TWO 6-TEAM DIVISIONS					
1969	Bob Skinner & George Myatt	5	63-99-0	.389	519,414
1970	Frank Lucchesi	5	73-88-0	.453	708,247
1971	Frank Lucchesi	6	67-95-0	.414	1,511,223
1972	Frank Lucchesi & Paul Owens	6	59-97-0	.378	1,343,329
1973	Danny Ozark	6	71-91-0	.438	1,475,934
1974	Danny Ozark	3	80-82-0	.494	1,808,648
1975	Danny Ozark	2	86-76-0	.531	1,909,233
1976	Danny Ozark	†1	101-61-0	.623	2,480,150
1977	Danny Ozark	†1	101-61-0	.623	2,700,070
1978	Danny Ozark	†1	90-72-0	.556	2,583,389
1979	Danny Ozark & Dallas Green	4	84-78-1	.519	2,775,011
1980	Dallas Green	†1	91-71-0	.562	2,651,650
1981	Dallas Green	#3	59-48-0	.551	1,638,932
1982	Pat Corrales	2	89-73-0	.549	2,376,394
1983	Pat Corrales & Paul Owens	†1	90-72-1	.556	2,128,339
1984	Paul Owens	4	81-81-0	.500	2,062,696
1985	John Felske	5	75-87-0	.463	1,830,350
1986	John Felske	2	86-75-0	.534	1,933,355
1987	John Felske & Lee Elia	*4	80-82-0	.494	2,100,110
1988	Lee Elia & John Vukovich	6	65-96-1	.404	1,990,041
1989	Nick Leyva	6	67-95-1	.411	1,861,985
1990	Nick Leyva	*4	77-85-0	.475	1,992,484
1991	Nick Leyva & Jim Fregosi	3	78-84-0	.481	2,050,012
1992	Jim Fregosi	6	70-92-0	.432	1,927,448
TWO 7-TEAM DIVISIONS					
1993	Jim Fregosi	†1	97-65-0	.599	3,137,674
THREE DIVISIONS (one 4-team, two 5-team)					
1994	Jim Fregosi	4	54-61-0	.470	2,290,971
1995	Jim Fregosi	*2	69-75-0	.479	2,043,588
1996	Jim Fregosi	5	67-95-0	.414	1,801,677
1997	Terry Francona	5	68-94-0	.420	1,490,638
THREE DIVISIONS (one 6-team, two 5-team)					
1998	Terry Francona	3	75-87-0	.463	1,715,702
1999	Terry Francona	3	77-85-0	.475	1,825,337
2000	Terry Francona	5	65-97-0	.401	1,612,769
2001	Larry Bowa	2	86-76-0	.531	1,782,054
2002	Larry Bowa	3	80-81-0	.497	1,618,141
2003	Larry Bowa	3	86-76-0	.531	2,259,948
2004	Larry Bowa & Gary Varsho	2	86-76-0	.531	3,250,092
2005	Charlie Manuel	2	88-74-0	.543	2,665,304
2006	Charlie Manuel	2	85-77-0	.525	2,701,815
2007	Charlie Manuel	†1	89-73-0	.549	3,108,325
2008	Charlie Manuel	†1	92-70-0	.568	3,422,583
2009	Charlie Manuel	†1	93-69-0	.574	3,600,693
2010	Charlie Manuel	†1	97-65-0	.599	3,647,249
2011	Charlie Manuel	†1	102-60-0	.630	3,680,718
2012	Charlie Manuel	3	81-81-0	.500	3,565,718
THREE DIVISIONS (5 teams each)					
2013	Charlie Manuel & Ryne Sandberg	4	73-89-0	.451	3,012,403
2014	Ryne Sandberg	5	73-89-0	.451	2,423,852
2015	Ryne Sandberg & Pete Mackanin	5	63-99-0	.389	1,831,080
2016	Pete Mackanin	4	71-91-0	.438	1,915,144
2017	Pete Mackanin	5	66-96-0	.407	1,905,354
2018	Gabe Kapler	3	80-82-0	.494	^2,155,695
2019	Gabe Kapler	4	81-81-0	.500	2,727,421
2020	Joe Girardi	3	28-32-0	.467	»None
2021	Joe Girardi	2	82-80-0	.506	1,515,888
					<u>152,940,776</u>

World Champions; National League Champions; † NL Eastern Division Champions; * Tied;

Won 1st half (34-21, 1½ games ahead); third in 2nd half; ^ Does not include attendance for 8/19 game at Williamsport;

» 2020 regular season was played without fans due to the COVID-19 pandemic

IMPORTANT DATES

CLINCHING DATES

September 17	Phillies win 2011 NL East Title vs STL – Game 150
September 26	Phillies win 1976 NL East Title at MTL – Game 156
September 27	Phillies win 1977 NL East Title at CHI – Game 157
	Phillies win 2008 NL East Title vs WSH – Game 161
	Phillies win 2010 NL East Title at WSH – Game 157
September 28	Phillies win 1983 NL East Title at CHI – Game 160 (of 163)
	Phillies win 1993 NL East Title at PIT – Game 157
September 29	Phillies win 1915 NL Pennant at BOS – Game 147 (of 152)
September 30	Phillies win 1978 NL East Title at PIT – Game 161
	Phillies win 2007 NL East Title vs WSH – Game 162
	Phillies win 2009 NL East Title vs HOU – Game 158
October 1	Phillies win 1950 NL Pennant at BKN – Game 157 (final game)
October 4	Phillies win 1980 NL East Title at MTL – Game 161
October 8	Phillies win 1983 NL Pennant vs LAD
October 12	Phillies win 1980 NL Pennant at HOU
October 13	Phillies win 1993 NL Pennant vs ATL
October 15	Phillies win 2008 NL Pennant at LAD
October 21	Phillies win 1980 World Series vs KC
	Phillies win 2009 NL Pennant vs LAD
October 29	Phillies win 2008 World Series vs TB
	(completion of suspended game beginning on 10/27)

PHILLIES IN FIRST PLACE – SOLE POSSESSION

(Since 1900)

May 1	June 1	July 1	At All-Star	August 1	September 1
1900	1900	1950	Break	1915	1915
1911	1913	1976	1950	1950	1950
1915	1964	1978	1964	1964	1964
1916	1976	1993	1974	1976	1976
1953	1981	1995	1976	1978	1977
1964	1993	2001	1978	1982	1978
1993	1995	2004	1982	1993	1993
2001	2001	2008	1993	2008	2009
2008	2008	2009	2001	2009	2011
2011	2009	2011	2004	2011	
2019	2011		2008	2018	
2021	2019		2009		
			2011		
			2018		

UNIFORM NUMBERS

Highest number worn –	99 by Mitch Williams in 1993, Turk Wendell in 2001, So Taguchi in 2008
Lowest number worn –	0 by Al Oliver in 1984 00 by Omar Olivares in 1995, Rick White in 2006
Most numbers worn –	7 by Granny Hamner (1, 2, 6, 17, 29, 33, 37) 7 by Chuck Klein (1, 3, 8, 26, 29, 32, 36)
Retired numbers –	36 in 1962 (Robin Roberts) 1 in 1979 (Richie Ashburn) 32 in 1989 (Steve Carlton) 20 in 1990 (Mike Schmidt) 42 in 1997 (In honor of Jackie Robinson) 14 in 2001 (Jim Bunning) 15 in 2020 (Dick Allen) 34 in 2021 (Roy Halladay)

TIE GAMES

The Phillies have played 77 tie games since 1900, including a club-record eight in 1913. The last tie game was June 5, 1989 vs. Pittsburgh.

Tie games by NL club:

14	Cubs and *Braves
11	Giants
10	*Dodgers
9	Reds
8	Cardinals and Pirates
2	Expos
1	Mets
0	Brewers, Diamondbacks, Marlins, Padres and Rockies

*Phils have not had a tie vs. Braves or Dodgers since they moved to Atlanta and Los Angeles, respectively.

OPENING DAY

DATE	OPP	RESULT	WP	LP
5/1/1883	vs PRV	L, 4-3	Radbourn	COLEMAN
5/1/1884	vs DET	W, 13-2	FERGUSON	Weidman
5/2/1885	vs PRV	L, 8-2	Radbourn	FERGUSON
4/29/1886	at WSH	L, 6-3	Shaw	CASEY
4/28/1887	at NYG	L, 4-3	Keefe	DAILY
4/20/1888	vs BOS	L, 4-3	Clarkson	GLEASON
4/24/1889	at WSH	W, 8-4	BUFFINGTON	Keefe
4/19/1890	at NYG	W, 4-0	GLEASON	Rusie
4/22/1891	vs BKN	L, 14-8	Hemming	GLEASON
4/12/1892	vs NYG	L, 5-4	Rusie	KEEFE
4/28/1893	vs BKN	W, 7-5	WEYHING	Stein
4/19/1894	at WSH	L, 4-2	Esper	WEYHING
4/18/1895	at BAL	W, 7-6	TAYLOR	Esper
4/16/1896	vs BOS	L, 7-3	Nichols	TAYLOR
4/19/1897	at BOS	W, 6-5	ORTH	Nichols
4/16/1898	vs BKN	L, 7-6	Kennedy	DONAHUE
4/14/1899	vs WSH	W, 6-5	PIATT	Killen
4/19/1900	at BOS	W, 19-17 (10)	BERNHARDT	Nichols
4/18/1901	vs BKN	L, 12-7	Donovan	DUNN
4/17/1902	at NYG	L, 7-0	Mathewson	FELIX
4/17/1903	vs BOS	L, 8-3	Willis	FRASER
4/14/1904	vs BOS	W, 6-2	DUGGLEBY	Willis
4/14/1905	at BKN	W, 12-8	PITTINGER	Jones
4/12/1906	vs NYG	L, 3-2	Ames	LUSH
4/11/1907	at NYG	W, 3-0	CORRIDON	McGinnity
4/14/1908	vs NYG	L, 3-1	Mathewson	McQUILLAN
4/14/1909	at BOS	L, 9-5	Ferguson	COVELESKI
4/14/1910	vs BKN	L, 2-0	Rucker	McQUILLAN
4/12/1911	at NYG	W, 2-0	MOORE	Ames
4/11/1912	at BOS	L, 7-4	Perdue	ALEXANDER
4/9/1913	at BKN	W, 1-0	SEATON	Rucker
4/14/1914	vs NYG	W, 10-1	ALEXANDER	Marquard
4/14/1915	at BOS	W, 3-0	ALEXANDER	Rudolph
4/12/1916	vs NYG	W, 5-4	ALEXANDER	Stroud
4/11/1917	at BKN	W, 6-5	ALEXANDER	Dell
4/16/1918	vs BOS	W, 5-2	MAYER	Ragan
4/23/1919	vs NYG	L, 10-7	Barnes	JACOBS
4/14/1920	at BKN	L, 9-2	Cadore	RIXEY
4/13/1921	vs NYG	L, 10-8 (11)	TONEY	BETTS
4/12/1922	vs BOS	W, 7-1	MEADOWS	Oeschger
4/17/1923	at BKN	T, 5-5 (14)		
4/15/1924	vs BOS	T, 6-6 (11)		
4/14/1925	at BKN	L, 3-1	Vance	CARLSON
4/13/1926	vs BOS	W, 6-3	CARLSON	Genewich
4/12/1927	vs NYG	L, 15-7	Barnes	CARLSON
4/11/1928	at BKN	W, 4-3	RING	Petty
4/18/1929	vs NYG	L, 11-9	Hubbell	BENGE
4/15/1930	at BKN	W, 1-0	SWEETLAND	Clark
4/14/1931	vs NYG	L, 9-5	Fitzsimmons	H. ELLIOTT
4/12/1932	at NYG	W, 13-5	COLLINS	Walker
4/13/1933	vs BKN	L, 5-4	Clark	RHEM
4/17/1934	at NYG	L, 6-1	Hubbell	ELLIOTT
4/16/1935	vs BKN	L, 12-3	Mungo	DAVIS
4/14/1936	vs BOS	W, 4-1	DAVIS	MacFayden
4/19/1937	at BOS	W, 2-1 (11)	LaMASTER	Bush
4/19/1938	vs BKN	L, 12-5	Hamlin	LaMASTER
4/19/1939	at BOS	L, 7-6 (12)	Posedel	BUTCHER
4/16/1940	at NYG	W, 3-1	HIGBE	Hubbell
4/15/1941	vs BOS	W, 6-5	BLANTON	Errickson
4/14/1942	vs BOS	L, 2-1	Javery	JOHNSON
4/24/1943	at BKN	L, 11-4	Newsom	GERHEAUSER
4/18/1944	vs BKN	W, 4-1	BARRETT	Gregg
4/17/1945	at BKN	L, 8-2	Davis	RAFFENBERGER
4/16/1946	at NYG	L, 8-4	Voiselle	JUDD
4/15/1947	vs NYG	W, 4-3	ROWE	Voiselle
4/20/1948	vs BOS	W, 3-1	LEONARD	Sain
4/18/1949	at BOS	W, 4-0	HEINTZELMAN	Sain
4/18/1950	vs BKN	W, 9-1	ROBERTS	Newcombe
4/17/1951	at BKN	W, 5-2	ROBERTS	Erskine
4/16/1952	at NYG	L, 5-3	Maglie	ROBERTS
4/14/1953	vs NYG	L, 4-1	Jansen	ROBERTS
4/13/1954	at PIT	L, 4-2	Law	ROBERTS
4/13/1955	vs NYG	W, 4-2	ROBERTS	Antonelli
4/17/1956	at BKN	W, 8-6	ROBERTS	Newcombe

DATE	OPP	RESULT	WP	LP
4/16/1957	vs BKN	L, 7-6 (12)	Labine	ROBERTS
4/15/1958	at CIN	W, 5-4	SEMPROCH	Wight
4/10/1959	vs CIN	W, 2-1	ROBERTS	Newcombe
4/12/1960	at CIN	L, 9-4	Lawrence	ROBERTS
4/11/1961	at LA	L, 6-2	Drysdale	ROBERTS
4/9/1962	at CIN	W, 12-4	MAHAFFEY	Jay
4/9/1963	vs CIN	W, 2-1	MAHAFFEY	Jay
4/14/1964	vs NYM	W, 5-3	KLIPPSTEIN	Jackson
4/12/1965	at HOU	W, 2-0	SHORT	Bruce
4/13/1966	at STL	W, 3-2 (12)	CRAIG	Aust
4/11/1967	at CHI	L, 4-2	Jenkins	BUNNING
4/10/1968	at LA	W, 2-0	SHORT	Osteen
4/8/1969	at CHI	L, 7-6 (11)	Regan	LERSCH
4/7/1970	vs CHI	W, 2-0	SHORT	Jenkins
4/6/1971	at PIT	L, 4-2	Ellis	SHORT
4/15/1972	at CHI	W, 4-2	CARLTON	Hands
4/6/1973	at NYM	L, 3-0	Seaver	CARLTON
4/6/1974	vs NYM	W, 5-4	SCARCE	McGraw
4/8/1975	at NYM	L, 2-1	Seaver	CARLTON
4/10/1976	vs PIT	L, 5-4 (11)	Demery	McGraw
4/9/1977	vs MTL	L, 4-3	Brown	CARLTON
4/7/1978	vs STL	L, 5-1	Forsch	CARLTON
4/6/1979	at STL	L, 8-1	Denny	CARLTON
4/11/1980	vs MTL	W, 6-3	CARLTON	Rogers
4/8/1981	at CIN	L, 3-2	Hume	LYLE
4/8/1982	vs NYM	L, 7-2	Jones	CARLTON
4/5/1983	at NYM	L, 2-0	Sisk	CARLTON
4/3/1984	at ATL	W, 5-0	CARLTON	Barker
4/9/1985	vs ATL	L, 6-0	Mahler	CARLTON
4/7/1986	at CIN	L, 7-4	Soto	CARLTON
4/7/1987	at ATL	L, 7-0	Mahler	RAWLEY
4/5/1988	vs PIT	L, 5-3	Dunne	RAWLEY
4/4/1989	at CHI	L, 5-4	Sutcliffe	YOUNG
4/10/1990	at CHI	L, 2-1	Lancaster	PARETT
4/8/1991	at NYM	L, 2-1	Gooden	MULHOLLAND
4/7/1992	vs CHI	L, 4-3	Maddux	MULHOLLAND
4/5/1993	at HOU	W, 3-1	MULHOLLAND	Drabek
4/4/1994	at COL	W, 12-6	SLOCUMB	M. Munoz
4/26/1995	at STL	L, 7-6	Arocha	CHARLTON
4/2/1996	vs COL	L, 5-3	Ritz	FERNANDEZ
4/1/1997	at LA	W, 3-0	SCHILLING	R. Martinez
3/31/1998	at NYM	L, 1-0 (14)	Wendell	BOTTALICO
4/5/1999	at ATL	W, 7-4	SCHILLING	Glavine
4/4/2000	at ARI	L, 6-4	Johnson	ASHBY
4/2/2001	at FLA	W, 6-5 (13)	TELEMACO	Nunez
4/1/2002	at ATL	L, 7-2	Glavine	PERSON
3/31/2003	at FLA	W, 8-5	MILLWOOD	Beckett
4/5/2004	at PIT	L, 2-1	Wells	MILLWOOD
4/4/2005	vs WSH	W, 8-4	LIEBER	L. Hernandez
4/3/2006	vs STL	L, 13-5	Carpenter	LIEBER
4/2/2007	vs ATL	L, 5-3 (10)	Wickman	MADSON
3/31/2008	vs WSH	L, 11-6	Rivera	GORDON
4/5/2009	vs ATL	L, 4-1	Lowe	MYERS
4/5/2010	at WSH	W, 11-1	HALLADAY	Lannan
4/1/2011	vs HOU	W, 5-4	BAEZ	Lyon
4/5/2012	at PIT	W, 1-0	HALLADAY	Bedard
4/1/2013	at ATL	L, 7-5	Avilan	HAMELS
3/31/2014	at TEX	W, 14-10	LEE	Figueroa
4/6/2015	vs BOS	L, 8-0	Buchholz	HAMELS
4/4/2016	at CIN	L, 6-2	Ohlendorf	HERNANDEZ
4/3/2017	at CIN	W, 4-3	HELLICKSON	Feldman
3/29/2018	at ATL	L, 8-5	Vizcaino	NERIS
3/28/2019	vs ATL	W, 10-4	NOLA	Teheran
7/24/2020	vs MIA	L, 5-2	Alcantara	NOLA
4/1/2021	vs ATL	W, 3-2 (10)	BROGDON	Jones

OPENING DAY NOTES

- The Phillies have a 62-75-2 Opening Day record.
- The two ties came in back-to-back seasons (1923-24).
- In 1907 the New York Giants forfeited the opener to the Phillies at the Polo Grounds.
- There have been 14 openers which have gone extra innings; the last was in 2021. The Phils are 5-7-2 in those games.

LAST TIME IT HAPPENED

Cycle—David Bell, 6/28/04 vs MTL
Five-hit game—J.T. Realmuto, 8/1/21 at PIT
Five-RBI game—Brad Miller, 7/8/21 at CHI
Six-RBI game—Rhys Hoskins, 6/19/21 at SF
Seven-RBI game—Carlos Ruiz, 5/2/12 at ATL (11 inn.)
Eight-RBI game—Jayson Werth, 5/16/08 vs TOR
Home run by a pitcher—Kyle Gibson, 9/24/21 vs PIT
Grand slam—Jean Segura, 9/6/21 at MIL
Grand slam by a pitcher—Robert Person, 6/2/02 vs MTL
Pinch-hit grand slam—Andrew McCutchen, 6/23/21 vs WSH
Inside-the-park HR—Bryce Harper, 7/27/21 vs WSH
Inside-the-park HR by a pitcher—Curt Simmons, 5/22/52 vs PIT
No-hitter—Cole Hamels, 7/25/15 at CHI
Combined no-hitter—Cole Hamels/Jake Diekman/
Ken Giles/Jonathan Papelbon, 9/1/14 at ATL
No-hitter vs Phils—Josh Beckett, 5/25/14 vs LAD
No-hitter vs Phils (less than 9 inn.)—Pascual Perez, 9/24/88 vs MTL (5 inn.)

One-hitter—Randy Wolf, 9/26/01 vs CIN
Combined one-hitter—Roy Oswalt/Ryan Madson/Brad Lidge, 9/22/10 vs ATL
One-hitter vs Phils—Jacob deGrom, 7/17/16 vs NYM
Combined one-hitter vs Phils—Stephen Strasburg/Blake Treinen, 9/15/15 vs WSH
Steal of home—Bryce Harper, 7/23/21 vs ATL
Three steals in a game—Bryce Harper, 7/23/21 vs ATL
Three home runs in a game—Brad Miller, 7/8/21 at CHI
Three doubles in a game—Didi Gregorius, 8/28/21 vs ARI
Two triples in a game—Odúbel Herrera, 8/9/17 at ATL
Two hits, same inning—Matt Vierling, 8/31/21 at WSH
Triple play by Phils—8/27/17 vs CHI (Javier Baez)
Triple play vs Phils—8/19/04 vs HOU (Todd Pratt)
Back-to-back CG shutouts (team)—9/14-15/86 vs NYM and PIT (Gross/Carman)
Back-to-back CG shutouts (pitcher)—Cole Hamels, 8/7/12 vs ATL and 8/13/12 at MIA

TRADES

MOST RECENT TRADE WITH EACH TEAM PLAYER FOR PLAYER DEALS ONLY

NATIONAL LEAGUE

Arizona—Nov. 14, 2015: Sam McWilliams for Jeremy Hellickson
Atlanta—Dec. 20, 2002: Johnny Estrada for Kevin Millwood
Chicago—Aug. 7, 2008: Brian Schlitter for Scott Eyre
Cincinnati—Dec. 31, 2014: Marlon Byrd for Ben Lively
Colorado—July 26, 2017: Pat Neshek for José Gómez, Alejandro Reuena and JD Hammer
Los Angeles—Feb. 15, 2020: Tyler Gilbert for Kyle Garlick
Miami—Feb. 7, 2019: Jorge Alfaro, Sixto Sánchez, Will Stewart and international bonus money for J.T. Realmuto
Milwaukee—Aug. 31, 2020: Juan Geraldo, Brandon Ramey and Israel Puello for David Phelps
New York—July 29, 2019: Austin Bossart for Jason Vargas
Pittsburgh—Aug. 26, 2020: Austin Davis for Joel Cesar
St. Louis—Sept. 6, 2017: Juan Nicasio for Eliezer Álvarez
San Diego—Dec. 15, 2017: Freddy Galvis for Enyel De Los Santos
San Francisco—March 27, 2022: Luke Williams for Will Toffey
Washington—July 29, 2017: Howie Kendrick for McKenzie Mills

AMERICAN LEAGUE

Baltimore—July 30, 2021: Tyler Burch for Freddy Galvis
Boston—Jan. 8, 2021: Victor Santos for C.J. Chatham
Chicago—March 29, 2022: Adam Haseley for McKinley Moore
Cleveland—July 29, 2009: Carlos Carrasco, Jason Donald, Jason Knapp and Lou Marson for Cliff Lee and Ben Francisco
Detroit—June 8, 2005: Placido Polanco for Ugueth Urbina and Ramon Martinez
Houston—Nov. 19, 2021: Logan Cerny for Garrett Stubbs
Kansas City—June 5, 2001: Paul Byrd for Jose Santiago
Los Angeles—Dec. 6, 2018: Luis García for José Álvarez
Minnesota—Dec. 6, 2012: Vance Worley and Trevor May for Ben Revere
New York—Nov. 19, 2021: Joel Valdez and T.J. Rumfield for Nick Nelson and Donny Sands
Oakland—July 17, 2008: Adrian Cardenas, Josh Outman and Matt Spencer for Joe Blanton
Seattle—June 2, 2019: Jake Scheiner for Jay Bruce
Tampa Bay—Aug. 18, 2020: Edgar García for Rodolfo Sanchez
Texas—July 30, 2021: Spencer Howard, Josh Gessner and Kevin Gowdy for Kyle Gibson, Ian Kennedy and Hans Crouse
Toronto—July 31, 2018: Jacob Waguespack for Aaron Loup

SERVICE TIME

MOST SEASONS WITH PHILLIES

18	Mike Schmidt	1972-89
16	Granny Hamner	1944-59
15	Chuck Klein	1928-33; 36-44
	Tony Taylor	1960-71; 74-76
	Steve Carlton	1972-86
	Jimmy Rollins	2000-14
14	Jack Clements	1884-97
	Robin Roberts	1948-61
	Chris Short	1959-72
	Darren Daulton	1983; 1985-97
13	Ed Delahanty	1888-89; 91-1901
	Red Dooïn	1902-14
	Cy Williams	1918-30
	Willie Jones	1947-59
	Curt Simmons	1947-50; 52-60
	Mike Lieberthal	1994-2006
	Chase Utley	2003-15
	Ryan Howard	2004-16
12	Roy Thomas	1899-1908; 10-11
	Andy Seminick	1943-51; 55-57
	Richie Ashburn	1948-59
	Larry Bowa	1970-81
	Garry Maddox	1975-86

MOST CONTINUOUS SERVICE IN PHILADELPHIA

18	Mike Schmidt	Phillies	1972-89
16	Granny Hamner	Phillies	1944-59
15	Jimmy Dykes	A's	1918-32
	Bobby Clarke	Flyers	1969-84
	Steve Carlton	Phillies	1972-86
	Jimmy Rollins	Phillies	2000-14
	Claude Giroux	Flyers	2007-22
14	Cy Perkins	A's	1917-30
	Robin Roberts	Phillies	1948-61
	Chuck Bednarik	Eagles	1949-62
	Chris Short	Phillies	1959-72
13	Harold Carmichael	Eagles	1971-83
	Darren Daulton	Phillies	1985-97
	Mike Lieberthal	Phillies	1994-2006
	Brian Dawkins	Eagles	1996-2008
	Chase Utley	Phillies	2003-15
	Ryan Howard	Phillies	2004-16

ENTIRE CAREER PLAYED WITH PHILLIES (Retired Players)

18 years	Mike Schmidt
13 years	Ryan Howard
11 years	Larry Christenson
10 years	Terry Harmon, Bob Miller
8 years	Putsy Caballero
7 years	John Boozer, George Chalmers, Jack Meyer

PLAYING WITH PHILLIES THREE DIFFERENT TIMES

Player	1st Time	2nd Time	3rd Time
Bill Duggleby	1898	1901	1902-07
Bill Hallman	1888-89	1892-97	1901-03
Chuck Klein	1928-33	1936-39	1940-44

MOST YEARS REGULAR STARTER BY POSITION

Pos.	Player	Years
RHP	Robin Roberts	14 (1948-61)
LHP	Steve Carlton	15 (1972-86)
C	Jack Clements	10 (1885 + 1887-95)
1B	Ryan Howard	12 (2005-16)
2B	Chase Utley	10 (2005-14)
3B	Mike Schmidt	15 (1973-84 + 1986-88)
SS	Jimmy Rollins	14 (2001-14)
LF	Sherry Magee	9 (1905-13)
	Greg Luzinski	9 (1972-80)
CF	Richie Ashburn	12 (1948-59)
RF	Chuck Klein	9 (1928-30 + 1932-33 + 1936-38 + 1940)
	Bobby Abreu	9 (1998-2006)

REGULAR STARTERS AT THREE DIFFERENT POSITIONS

Dick Allen	3B (1964-67)	LF (1968)	1B (1969; 75-76)
Ed Andrews	2B (1884)	LF (1885)	CF (1886-88)
Ed Delahanty	CF (1891-92)	LF (1893-99; 1901)	1B (1900)
Bill Hallman	SS (1899)	2B (1892-96; 1901)	3B (1902)
Von Hayes	RF (1983-84, 89-90)	CF (1985)	1B (1986-88)

PHILLIES PLAYING ALL FOUR INFIELD POSITIONS

Dick Allen	Ed Delahanty	Terry Harmon	Bobby Morgan	Mike Schmidt
Ruben Amaro	Cozy Dolan	Charlie Hayes	Emmett Mueller	Pop Schriver
John Antonelli	She Donahue	Roy Hughes	Dode Paskert	Glen Stewart
Shad Berry	Mariano Duncan	Hal Irelan	Harry Pearce	Tony Taylor
Lena Blackburne	Barney Friberg	Wally Kimmick	Tomas Perez	John Vukovich
Andrés Blanco	Freddy Galvis	Pete Mackanin	Bobby Pfeil	Jimmy Walsh
Eric Bruntlett	Kid Gleason	Les Mallon	Charlie Reilly	Joe Ward
Ernie Courtney	Bill Grey	Ramon Martinez	Sean Rodríguez	Luke Williams
Lave Cross	Bill Hallman	Brad Miller	Cookie Rojas	Russ Wrightstone
		Dots Miller		

REGULARS BY POSITION

YEAR	FIRST BASE	AVG	SECOND BASE	AVG	SHORTSTOP	AVG	THIRD BASE	AVG
1883	Farrar	.233	R. Ferguson	.258	McClellan	.230	Warner	.227
1884	Farrar	.245	Andrews	.221	McClellan	.258	Mulvey	.229
1885	Farrar	.245	Myers	.204	Bastian	.167	Mulvey	.269
1886	Farrar	.248	Bastian	.217	Irwin	.233	Mulvey	.267
1887	Farrar	.282	McLaughlin	.220	Irwin	.254	Mulvey	.287
1888	Farrar	.244	Bastian	.193	Irwin	.219	Mulvey	.216
1889	Farrar	.268	Myers	.269	Hallman	.253	Mulvey	.289
1890	McCauley	.244	Myers	.277	Allen	.226	Mayer	.242
1891	W. Brown	.243	Myers	.230	Allen	.221	Shindle	.210
1892	Connor	.294	Hallman	.292	Allen	.227	Reilly	.196
1893	Boyle	.286	Hallman	.307	Allen	.268	Reilly	.245
1894	Boyle	.301	Hallman	.309	Sullivan	.352	L. Cross	.386
1895	Boyle	.253	Hallman	.314	Sullivan	.338	L. Cross	.271
1896	Brouthers	.344	Hallman	.320	Hulen	.265	Nash	.247
1897	Lajoie	.363	L. Cross	.259	Gillen	.259	Nash	.258
1898	Douglas	.258	Lajoie	.328	M. Cross	.257	Lauder	.263
1899	Cooley	.276	Lajoie	.380	M. Cross	.257	Lauder	.268
1900	Delahanty	.323	Lajoie	.346	M. Cross	.202	Wolverton	.282
1901	Jennings	.275	Hallman	.184	M. Cross	.197	Wolverton	.309
1902	Jennings	.277	Childs	.194	Hulswitt	.272	Hallman	.248
1903	Douglas	.255	Gleason	.284	Hulswitt	.247	Wolverton	.308
1904	Doyle	.220	Gleason	.274	Hulswitt	.244	Wolverton	.266
1905	Bransfield	.259	Gleason	.247	Doolan	.254	Courtney	.275
1906	Bransfield	.275	Gleason	.227	Doolan	.230	Courtney	.236
1907	Bransfield	.233	Knabe	.255	Doolan	.204	Courtney	.243
1908	Bransfield	.304	Knabe	.218	Doolan	.234	Grant	.244
1909	Bransfield	.292	Knabe	.234	Doolan	.219	Grant	.269
1910	Bransfield	.239	Knabe	.261	Doolan	.263	Grant	.268
1911	Luderus	.301	Knabe	.237	Doolan	.238	Lobert	.285
1912	Luderus	.257	Knabe	.282	Doolan	.258	Lobert	.327
1913	Luderus	.262	Knabe	.263	Doolan	.218	Lobert	.300
1914	Luderus	.248	Byrne	.272	Martin	.253	Lobert	.275
1915	Luderus	.315	Niehoff	.238	Bancroft	.254	Byrne	.209
1916	Luderus	.281	Niehoff	.243	Bancroft	.212	Stock	.281
1917	Luderus	.261	Niehoff	.255	Bancroft	.243	Stock	.264
1918	Luderus	.288	McGaffigan	.203	Bancroft	.265	Stock	.274
1919	Luderus	.293	Paulette	.259	Bancroft	.272	Blackburne	.199
1920	Paulette	.288	Rawlings	.234	Fletcher	.296	R. Miller	.219
1921	Konetchy	.321	J. Smith	.231	Parkinson	.253	Wrightstone	.296
1922	Leslie	.271	Parkinson	.275	Fletcher	.280	Rapp	.253
1923	Holke	.311	Tierney	.317	Sand	.228	Wrightstone	.273
1924	Holke	.300	Ford	.272	Sand	.245	Wrightstone	.307
1925	Hawks	.322	Friberg	.270	Sand	.278	Huber	.284
1926	Bentley	.258	Friberg	.268	Sand	.272	Huber	.245
1927	Wrightstone	.306	Thompson	.303	Sand	.299	Friberg	.233
1928	Hurst	.285	Thompson	.287	Sand	.211	Whitney	.301
1929	Hurst	.304	Thompson	.324	Thevenow	.227	Whitney	.327
1930	Hurst	.327	Thompson	.282	Thevenow	.286	Whitney	.342
1931	Hurst	.305	Mallon	.309	Bartell	.289	Whitney	.287
1932	Hurst	.339	Mallon	.259	Bartell	.308	Whitney	.298
1933	Hurst	.267	Warner	.224	Bartell	.271	McLeod	.194
1934	Camilli	.265	Chiozza	.304	Bartell	.310	Walters	.260
1935	Camilli	.261	Chiozza	.284	Haslin	.265	Vergez	.249
1936	Camilli	.315	Gomez	.232	Norris	.265	Whitney	.294
1937	Camilli	.339	Young	.194	Scharein	.241	Whitney	.341
1938	Weintraub	.311	Mueller	.250	Young	.229	Whitney	.277
1939	Suhr	.318	Hughes	.228	Scharein	.238	May	.287
1940	Mahan	.244	Schulte	.236	Bragan	.222	May	.293
1941	Etten	.311	Murtaugh	.219	Bragan	.251	May	.267
1942	Etten	.264	Glossop	.225	Bragan	.218	May	.238
1943	Wasdell	.261	Murtaugh	.273	Stewart	.211	May	.282
1944	Lupien	.283	Mullen	.267	Hamrick	.205	Stewart	.220
1945	Wasdell	.300	Daniels	.200	Mott	.221	Antonelli	.256
1946	McCormick	.284	Verban	.275	Newsome	.232	Tabor	.268
1947	Schultz	.223	Verban	.285	Newsome	.229	Handley	.253
1948	Sisler	.274	Hamner	.260	E. Miller	.246	Caballero	.245
1949	Sisler	.289	E. Miller	.207	Hamner	.263	Jones	.244
1950	Waitkus	.284	Goliath	.234	Hamner	.270	Jones	.267
1951	Waitkus	.257	Caballero	.186	Hamner	.255	Jones	.285
1952	Waitkus	.289	Ryan	.241	Hamner	.275	Jones	.250

REGULARS BY POSITION

YEAR	FIRST BASE	AVG	SECOND BASE	AVG	SHORTSTOP	AVG	THIRD BASE	AVG
1953	Torgeson	.274	Hamner	.276	Kazanski	.217	Jones	.225
1954	Torgeson	.271	Hamner	.299	Morgan	.262	Jones	.271
1955	Blaylock	.208	Morgan	.232	Smalley	.196	Jones	.258
1956	Blaylock	.254	Kazanski	.211	Hamner	.224	Jones	.277
1957	Bouchee	.293	Hamner	.227	Fernandez	.262	Jones	.218
1958	Bouchee	.257	Hemus	.284	Fernandez	.230	Jones	.271
1959	Bouchee	.285	S. Anderson	.218	Koppe	.261	Freese	.268
1960	Herrera	.281	Taylor	.287	Amaro	.231	Dark	.242
1961	Herrera	.257	Taylor	.250	Amaro	.257	C. Smith	.248
1962	Sievers	.262	Taylor	.259	Wine	.244	Demeter	.307
1963	Sievers	.240	Taylor	.281	Wine	.215	Hoak	.231
1964	Herrnstein	.234	Taylor	.251	Wine	.212	Allen	.318
1965	Stuart	.234	Taylor	.229	Wine	.228	Allen	.302
1966	White	.276	C. Rojas	.268	Groat	.260	Allen	.317
1967	White	.250	C. Rojas	.259	Wine	.190	Allen	.307
1968	White	.239	C. Rojas	.232	Pena	.260	Taylor	.250
1969	Allen	.288	C. Rojas	.228	Money	.229	Taylor	.262
1970	D. Johnson	.256	Doyle	.208	Bowa	.250	Money	.295
1971	D. Johnson	.265	Doyle	.231	Bowa	.249	J. Vukovich	.166
1972	Hutton	.260	Doyle	.249	Bowa	.250	Money	.222
1973	Montanez	.263	Doyle	.273	Bowa	.211	Schmidt	.196
1974	Montanez	.304	Cash	.300	Bowa	.275	Schmidt	.282
1975	Allen	.236	Cash	.305	Bowa	.305	Schmidt	.253
1976	Allen	.267	Cash	.284	Bowa	.248	Schmidt	.262
1977	Hebner	.284	Sizemore	.282	Bowa	.280	Schmidt	.275
1978	Hebner	.283	Sizemore	.220	Bowa	.294	Schmidt	.254
1979	Rose	.332	Trillo	.260	Bowa	.241	Schmidt	.256
1980	Rose	.283	Trillo	.292	Bowa	.267	Schmidt	.287
1981	Rose	.325	Trillo	.287	Bowa	.284	Schmidt	.314
1982	Rose	.271	Trillo	.271	DeJesus	.237	Schmidt	.280
1983	Rose	.237	Morgan	.228	DeJesus	.254	Schmidt	.256
1984	Matuszek	.222	Samuel	.272	DeJesus	.259	Schmidt	.274
1985	Schmidt	.301	Samuel	.264	Jeltz	.189	Schu	.253
1986	V. Hayes	.299	Samuel	.263	Jeltz	.217	Schmidt	.280
1987	V. Hayes	.296	Samuel	.272	Jeltz	.227	Schmidt	.299
1988	V. Hayes	.273	Samuel	.244	Jeltz	.189	Schmidt	.253
1989	Jordan	.283	Herr	.286	Thon	.269	C. Hayes	.257
1990	Jordan	.241	Herr	.263	Thon	.256	C. Hayes	.257
1991	Kruk	.302	Morandini	.249	Thon	.253	C. Hayes	.225
1992	Kruk	.334	Morandini	.254	Bell	.205	Hollins	.270
1993	Kruk	.318	Morandini	.246	Stocker	.324	Hollins	.273
1994	Kruk	.295	Morandini	.289	Stocker	.273	Hollins	.226
1995	Hollins	.235	Morandini	.287	Stocker	.218	C. Hayes	.276
1996	Jefferies	.286	Morandini	.252	Stocker	.251	Zeile	.258
1997	Brogna	.256	Morandini	.292	Stocker	.267	Rolen	.283
1998	Brogna	.267	Lewis	.249	Relaford	.244	Rolen	.290
1999	Brogna	.278	Anderson	.255	Arias	.288	Rolen	.267
2000	Burrell	.274	Morandini	.254	Relaford	.221	Rolen	.299
2001	Lee	.257	Anderson	.294	Rollins	.275	Rolen	.289
2002	Lee	.263	Anderson	.259	Rollins	.246	Rolen	.259
2003	Thome	.268	Polanco	.302	Rollins	.264	Bell	.191
2004	Thome	.274	Polanco	.281	Rollins	.289	Bell	.289
2005	Howard	.289	Utley	.297	Rollins	.290	Bell	.246
2006	Howard	.313	Utley	.307	Rollins	.278	Bell	.280
2007	Howard	.267	Utley	.334	Rollins	.296	Núñez	.255
2008	Howard	.253	Utley	.295	Rollins	.278	Feliz	.243
2009	Howard	.280	Utley	.283	Rollins	.250	Feliz	.267
2010	Howard	.275	Utley	.276	Rollins	.244	Polanco	.298
2011	Howard	.251	Utley	.257	Rollins	.272	Polanco	.280
2012	Howard	.220	Utley	.254	Rollins	.251	Polanco	.259
2013	Howard	.267	Utley	.281	Rollins	.250	M. Young	.282
2014	Howard	.224	Utley	.272	Rollins	.244	Asche	.256
2015	Howard	.234	Hernández	.287	Galvis	.266	Franco	.280
2016	Howard	.198	Hernández	.294	Galvis	.242	Franco	.254
2017	Joseph	.240	Hernández	.291	Galvis	.257	Franco	.227
2018	Santana	.229	Hernández	.253	Kingery	.226	Franco	.270
2019	Hoskins	.226	Hernández	.279	Segura	.280	Franco	.234
2020	Hoskins	.245	Segura	.266	Gregorius	.284	Bohm	.338
2021	Hoskins	.247	Segura	.290	Gregorius	.209	Bohm	.247

REGULARS BY POSITION

YEAR	CATCHER	AVG	LEFT FIELD	AVG	CENTER FIELD	AVG	RIGHT FIELD	AVG
1883	Gross	.307	Purcell	.268	Lewis	.250	Manning	.267
1884	Crowley	.244	Purcell	.252	Fogarty	.212	Manning	.271
1885	Clements	.191	Andrews	.266	Fogarty	.232	Manning	.256
1886	McGuire	.198	Wood	.273	Andrews	.249	Fogarty	.293
1887	Clements	.280	Wood	.289	Andrews	.325	Fogarty	.261
1888	Clements	.245	Wood	.229	Andrews	.239	Fogarty	.236
1889	Clements	.284	Wood	.251	Fogarty	.259	Thompson	.296
1890	Clements	.315	Hamilton	.325	Burke	.263	Thompson	.313
1891	Clements	.310	Hamilton	.340	Delahanty	.243	Thompson	.294
1892	Clements	.264	Hamilton	.330	Delahanty	.306	Thompson	.305
1893	Clements	.285	Delahanty	.368	Hamilton	.380	Thompson	.370
1894	Clements	.346	Delahanty	.407	Hamilton	.399	Thompson	.404
1895	Clements	.394	Delahanty	.404	Hamilton	.369	Thompson	.392
1896	Grady	.318	Delahanty	.397	Cooley	.307	Thompson	.298
1897	Boyle	.253	Delahanty	.377	Cooley	.329	Dowd	.292
1898	McFarland	.282	Delahanty	.334	Cooley	.312	Flick	.313
1899	McFarland	.333	Delahanty	.410	Thomas	.325	Flick	.342
1900	McFarland	.305	Slagle	.287	Thomas	.316	Flick	.378
1901	McFarland	.285	Delahanty	.357	Thomas	.309	Flick	.336
1902	Dooin	.231	Browne	.260	Thomas	.286	Barry	.287
1903	Roth	.273	Barry	.276	Thomas	.327	Keister	.320
1904	Dooin	.242	Titus	.294	Thomas	.290	Magee	.277
1905	Dooin	.250	Magee	.299	Thomas	.317	Titus	.308
1906	Dooin	.245	Magee	.282	Thomas	.254	Titus	.267
1907	Dooin	.211	Magee	.328	Thomas	.243	Titus	.275
1908	Dooin	.248	Magee	.283	Osborn	.267	Titus	.286
1909	Dooin	.224	Magee	.270	Bates	.293	Titus	.270
1910	Dooin	.242	Magee	.331	Bates	.305	Titus	.241
1911	Dooin	.328	Magee	.288	Paskert	.273	Titus	.284
1912	Killefer	.224	Magee	.306	Paskert	.315	Cravath	.284
1913	Killefer	.244	Magee	.306	Paskert	.262	Cravath	.341
1914	Killefer	.234	Becker	.325	Paskert	.264	Cravath	.299
1915	Killefer	.237	Becker	.246	Paskert	.244	Cravath	.285
1916	Killefer	.217	Whitted	.281	Paskert	.279	Cravath	.283
1917	Killefer	.274	Whitted	.280	Paskert	.251	Cravath	.280
1918	Adams	.176	Meusel	.279	Williams	.276	Cravath	.232
1919	Adams	.233	Meusel	.305	Williams	.278	Callahan	.230
1920	Wheat	.226	Meusel	.309	Williams	.325	Stengel	.292
1921	Bruggy	.310	Meusel	.353	Williams	.320	LeBourveau	.295
1922	Henline	.316	C.W. Lee	.322	Williams	.308	C. Walker	.337
1923	Henline	.324	Mokan	.313	Williams	.293	C. Walker	.281
1924	Henline	.284	Mokan	.260	Williams	.328	Harper	.294
1925	Wilson	.328	Burns	.292	Harper	.349	Williams	.314
1926	Wilson	.305	Mokan	.303	Leach	.329	Williams	.345
1927	Wilson	.275	Spalding	.296	Leach	.306	Williams	.274
1928	Lerian	.272	Leach	.304	Sothern	.285	Klein	.360
1929	Lerian	.223	O'Doul	.398	Sothern	.306	Klein	.356
1930	S. Davis	.313	O'Doul	.383	Sothern	.280	Klein	.386
1931	S. Davis	.326	Klein	.337	Brickell	.253	Arlett	.313
1932	S. Davis	.336	H.B. Lee	.303	G. Davis	.309	Klein	.348
1933	S. Davis	.349	Schulmerich	.334	Fullis	.309	Klein	.368
1934	Todd	.318	Allen	.330	G. Davis	.293	Moore	.343
1935	Todd	.290	Watkins	.270	Allen	.307	Moore	.323
1936	Grace	.249	Moore	.328	Chiozza	.297	Klein	.309
1937	Atwood	.244	Arnovich	.290	H. Martin	.283	Klein	.325
1938	Atwood	.196	Arnovich	.275	H. Martin	.298	Klein	.247
1939	S. Davis	.307	Arnovich	.324	H. Martin	.282	Marty	.254
1940	Warren	.246	Rizzo	.292	Marty	.270	Klein	.218
1941	Warren	.214	Litwhiler	.305	Marty	.268	Benjamin	.235
1942	Warren	.209	Litwhiler	.271	L. Waner	.261	Northey	.251
1943	Livingston	.249	Triplett	.272	E. Adams	.256	Northey	.278
1944	Finley	.249	Wasdell	.277	E. Adams	.283	Northey	.288
1945	Seminick	.239	Triplett	.240	DiMaggio	.257	Dinges	.287
1946	Seminick	.264	Ennis	.313	Wyrostek	.281	Northey	.249
1947	Seminick	.252	Ennis	.275	Walker	.371	Wyrostek	.273
1948	Seminick	.225	Blatnik	.260	Ashburn	.333	Ennis	.290
1949	Seminick	.243	Ennis	.302	Ashburn	.284	Nicholson	.234
1950	Seminick	.288	Sisler	.296	Ashburn	.303	Ennis	.311
1951	Seminick	.227	Sisler	.287	Ashburn	.344	Ennis	.267
1952	Burgess	.296	Ennis	.289	Ashburn	.282	Wyrostek	.274

REGULARS BY POSITION

YEAR	CATCHER	AVG	LEFT FIELD	AVG	CENTER FIELD	AVG	RIGHT FIELD	AVG
1953	Burgess	.292	Ennis	.285	Ashburn	.330	Wyrostek	.271
1954	Burgess	.368	Ennis	.261	Ashburn	.313	Clark	.240
1955	Seminick	.246	Ennis	.296	Ashburn	.338	Greengrass	.272
1956	Lopata	.267	Ennis	.260	Ashburn	.303	Valo	.289
1957	Lopata	.237	H. Anderson	.268	Ashburn	.297	Repulski	.260
1958	Lopata	.248	H. Anderson	.301	Ashburn	.350	Post	.282
1959	Sawatski	.293	H. Anderson	.240	Ashburn	.266	Post	.254
1960	Coker	.214	Callison	.260	DelGreco	.237	K. Walters	.239
1961	Dalrymple	.220	Callison	.266	Gonzalez	.277	Demeter	.257
1962	Dalrymple	.276	Savage	.266	Gonzalez	.302	Callison	.300
1963	Dalrymple	.252	Covington	.303	Gonzalez	.306	Callison	.284
1964	Dalrymple	.238	Covington	.280	Gonzalez	.278	Callison	.274
1965	Dalrymple	.213	A. Johnson	.294	Gonzalez	.295	Callison	.262
1966	Dalrymple	.245	Gonzalez	.286	Briggs	.282	Callison	.276
1967	Dalrymple	.172	Gonzalez	.339	Briggs	.232	Callison	.261
1968	Ryan	.179	Allen	.263	Gonzalez	.264	Callison	.244
1969	Ryan	.204	Briggs	.238	Hisle	.266	Callison	.265
1970	McCarver	.287	Briggs	.270	Hisle	.205	R. Stone	.262
1971	McCarver	.278	Gamble	.221	Montanez	.255	Freed	.221
1972	Bateman	.222	Luzinski	.281	Montanez	.247	Robinson	.239
1973	Boone	.261	Luzinski	.285	Unser	.289	Robinson	.288
1974	Boone	.240	Luzinski	.275	Unser	.268	M. Anderson	.250
1975	Boone	.252	Luzinski	.301	Maddox	.293	M. Anderson	.253
1976	Boone	.271	Luzinski	.307	Maddox	.331	Johnstone	.319
1977	Boone	.284	Luzinski	.309	Maddox	.293	McBride	.326
1978	Boone	.276	Luzinski	.265	Maddox	.288	McBride	.271
1979	Boone	.287	Luzinski	.255	Maddox	.282	McBride	.279
1980	Boone	.229	Luzinski	.229	Maddox	.259	McBride	.307
1981	Boone	.215	Matthews	.303	Maddox	.264	McBride	.274
1982	Diaz	.287	Matthews	.281	Maddox	.285	Dernier	.234
1983	Diaz	.233	Matthews	.259	Maddox	.275	V. Hayes	.279
1984	Virgil	.261	Wilson	.239	V. Hayes	.295	Lezcano	.277
1985	Virgil	.244	Stone	.264	V. Hayes	.252	Wilson	.272
1986	Russell	.241	Redus	.249	Thompson	.256	Wilson	.270
1987	Parrish	.247	James	.288	Thompson	.300	Wilson	.263
1988	Parrish	.211	Bradley	.265	Thompson	.291	James	.250
1989	Daulton	.202	Kruk	.330	Dykstra	.223	V. Hayes	.248
1990	Daulton	.269	Kruk	.276	Dykstra	.326	V. Hayes	.269
1991	Daulton	.196	Chamberlain	.243	Dykstra	.294	Murphy	.250
1992	Daulton	.271	Duncan	.235	Dykstra	.301	Amaro	.202
1993	Daulton	.256	Incaviglia	.278	Dykstra	.305	Eisenreich	.323
1994	Daulton	.301	Incaviglia	.219	Dykstra	.271	Eisenreich	.307
1995	Daulton	.251	Jefferies	.265	Van Slyke	.234	Eisenreich/ Whiten	.329 .240
1996	Santiago	.272	Incaviglia	.249	Otero	.275	Eisenreich	.406
1997	Lieberthal	.249	Jefferies	.255	Cummings	.305	Daulton	.286
1998	Lieberthal	.254	Jefferies	.294	Glanville	.279	Abreu	.315
1999	Lieberthal	.302	Gant	.257	Glanville	.325	Abreu	.337
2000	Lieberthal	.281	Gant	.256	Glanville	.275	Abreu	.316
2001	Estrada	.224	Burrell	.258	Glanville	.263	Abreu	.290
2002	Lieberthal	.281	Burrell	.282	Glanville	.244	Abreu	.314
2003	Lieberthal	.312	Burrell	.209	Byrd	.304	Abreu	.300
2004	Lieberthal	.272	Burrell	.256	Byrd	.224	Abreu	.302
2005	Lieberthal	.263	Burrell	.281	Lofton	.334	Abreu	.285
2006	Lieberthal	.277	Burrell	.270	Rowand	.259	Abreu	.278
2007	Ruiz	.258	Burrell	.264	Rowand	.310	Victorino	.276
2008	Ruiz	.216	Burrell	.249	Victorino	.297	Werth	.273
2009	Ruiz	.254	Ibañez	.273	Victorino	.293	Werth	.269
2010	Ruiz	.304	Ibañez	.277	Victorino	.260	Werth	.285
2011	Ruiz	.281	Ibañez	.246	Victorino	.279	Pence	.325
2012	Ruiz	.327	Pierre	.312	Victorino	.261	Pence	.270
2013	Ruiz	.266	Brown	.278	Revere	.305	D. Young	.272
2014	Ruiz	.253	Brown	.237	Revere	.307	Byrd	.263
2015	Ruiz	.214	Asche	.252	Herrera	.295	Francoeur	.250
2016	Rupp	.253	Asche	.219	Herrera	.285	Bourjos	.255
2017	Rupp	.218	Altherr	.250	Herrera	.279	Williams	.282
2018	Alfaro	.262	Hoskins	.246	Herrera	.255	Williams	.256
2019	Realmuto	.275	McCutchen	.256	Kingery	.258	Harper	.260
2020	Realmuto	.266	McCutchen	.253	Quinn	.213	Harper	.268
2021	Realmuto	.263	McCutchen	.222	Herrera	.260	Harper	.309

RETIRED NUMBERS



RICHIE ASHBURN • CF

B-T: L-R • **HT:** 5-10 • **WT:** 170

BORN: March 19, 1927, Tilden, NE

DIED: September 9, 1997, New York, NY

CAREER: Played 12 years with the Phillies (1948-59) and was regarded as one of the best leadoff hitters and defensive players in the game... Also played with the Cubs (1960-61) and New York Mets (1962), ending his playing career in 1962 with a .306 average.

HOW OBTAINED: Signed to a \$3,500 bonus in 1945 as a catcher.

HITTING: Two-time NL batting champion (.338, 1955 & .350, 1958) and runner-up twice (both to Stan Musial, 1948 and 1951)... Only rookie named to 1948 NL All-Star squad... Hit in 23

consecutive games that season... Led NL in singles, walks and on-base percentage, four times; hits, three times; triples, twice and stolen bases, once... His 1958 season marked the only time a leadoff hitter led the league in both average and walks... Batted .300 or better in nine of his 15 years in the majors and had an on-base percentage of .400 or more six times... Ranked 11th all-time in walks and 35th in hits when he retired after the 1962 season to enter the broadcast booth... Phillies all-time leader in singles (1,811) and was the club leader in games, at-bats and hits until Mike Schmidt came along... Ranks fourth in Phillies history in runs... Holds Phillies record for consecutive games played, 730... Finished with career .397 on-base percentage (.394 with Phillies).

DEFENSE: Holds club record for outfield putouts, 538, in 1951... Holds NL records for most years, 500 or more putouts, four times, and most years, 400 or more putouts, nine times... Led NL outfielders in putouts nine times, tying an NL record... Ranks sixth all-time in outfield putouts, 6,089... One of only two players to ever lead the league in putouts, assists and double plays in the same season twice... Second all-time to Taylor Douthitt in total chances per game (3.03), chances per game (2.98) and putouts per game (2.89)... Career chances per game average is well ahead of his contemporaries, Willie Mays, Mickey Mantle and Duke Snider.

HONORS: Rookie of the Year (*The Sporting News*) in 1948... Selected to five All-Star teams... Inducted into Phillies Wall of Fame in 1979... Number retired on August 24, 1979... Elected to National Baseball Hall of Fame by the Veterans Committee in 1995.



AVG	G	AB	R	H	2B	3B	HR	RBI	BB	SO	SB
.308	2189	8365	1322	2574	317	109	29	586	1198	571	234



JIM BUNNING • RHP

B-T: R-R • **HT:** 6-3 • **WT:** 195

BORN: October 23, 1931, Southgate, KY... Served as a U.S. Senator for Kentucky, 1998-2010.

DIED: May 26, 2017, Edgewood, KY

CAREER: Pitched in 17 major league seasons, 1955-71: Detroit Tigers (1955-63), Phillies (1964-67; 1970-71), Pittsburgh Pirates (1968-69) and Los Angeles Dodgers (1969)... Managed in the Phillies minor league system for five years following his playing career.

HOW OBTAINED: Acquired along with C Gus Triandos from Detroit for OF Don Demeter and RHP Jack Hamilton, December 5, 1963.

WINS: From 1955 through 1971, led the majors in wins, innings and strikeouts... Won 19 games in each of first three seasons with the Phillies and finished 1967 with 17 wins while suffering a major league-record five 1-0 losses.

MISC: Led AL in strikeouts, twice... Led NL in shutouts, twice; innings, once; and strikeouts, once... Upon retiring in 1971, he ranked second to Walter Johnson on the all-time strikeout list... He became the first modern-era pitcher to win 100 games in each league and the second to record 1,000 strikeouts in each league; both milestones came in a Phillies uniform.

NO-HITTERS: Pitched a no-hitter against the Boston Red Sox while pitching for Detroit, July 20, 1958... Became the first 20th-century pitcher to throw a no-hitter in each league when he (father of seven) pitched a perfect game against the New York Mets at Shea Stadium on Father's Day, June 21, 1964, throwing only 90 pitches... It was the first perfect game in the NL since 1880.

HONORS: A nine-time All-Star, he was the first to pitch in the Midsummer Classic for both leagues... Started and won the first game in Veterans Stadium history, April 10, 1971, 4-1 over the Montreal Expos... Inducted into Phillies Wall of Fame in 1984... Elected to National Baseball Hall of Fame in 1996... Number retired on April 6, 2001.



W-L	ERA	G	GS	CG	SHO	IP	H	BB	SO
224-184	3.27	591	519	151	40	3760.1	3433	1000	2855

RETIRED NUMBERS



DICK ALLEN • 3B/1B/LF

B-T: R-R • **HT:** 5-11 • **WT:** 187

BORN: March 8, 1942, Wampum, PA

DIED: December 7, 2020, Wampum, PA

CAREER: Played in 15 major league seasons for the Phillies (1963-69; 1975-76), St. Louis Cardinals (1970), Los Angeles Dodgers (1971), Chicago White Sox (1972-74) and Oakland Athletics (1977).

HOW OBTAINED: Signed by the Phillies out of Wampum High School in 1960.

HITTING: Posted six seasons with more than 30 home runs, setting a career high with 40 in 1966... Drove in more than 100 runs three times... Batted .300 or better in six qualifying seasons... Recorded two qualifying seasons with an OPS higher than 1.000... Led the AL in home

runs twice (1972 & 1974)... Led his respective league in OPS four times (1966-67, 1972 & 1974) slugging percentage three times (1966, 1972 & 1974) and on-base percentage twice (1967 & 1972)... Led MLB in on-base percentage and OPS in 1972 and in slugging percentage in 1974... From 1964-74, his .940 OPS was second-highest in the majors, trailing only Hank Aaron (.941), and he had the third-most extra-base hits (670) in MLB during that same span, behind Hall of Famers Billy Williams (702) and Aaron (689)... In 1964 with the Phillies, set career highs in games (162), batting average (.318), runs (125), hits (201), doubles (38) and total bases (352)... In 1966, posted the sixth-highest slugging percentage (.632) in a single season by a Phillies player (since 1900; min. 400 PA)... During his career with the Phillies, batted .290 with 204 doubles, 64 triples, 204 home runs, 655 RBI, 517 walks and a .902 OPS in 1,070 games... Ranks second all-time in Phillies history with a .530 slugging percentage and 10th in home runs.

DEFENSE: Tied for the NL lead in games played (162) by a third baseman in 1964... Led all NL third basemen in double plays turned (29) in 1965... Primarily played first base (807 games) and third base (652 games) during his career.

MISC: In 2014 and 2021, fell one vote shy of getting inducted into the National Baseball Hall of Fame by the Golden Era Committee (needed 12 votes out of 16).

HONORS: AL MVP in 1972... Seven-time All-Star, including three with the Phillies... NL Rookie of the Year in 1964... Inducted into Phillies Wall of Fame in 1994... Inducted into the Negro Leagues Baseball Museum's "Hall of Game" in 2018... Number retired on September 3, 2020 (57th anniversary of his ML debut with the Phillies).

AVG	G	AB	R	H	2B	3B	HR	RBI	BB	SO	SB
.292	1749	6332	1099	1848	320	79	351	1119	894	1556	133



MIKE SCHMIDT • 3B

B-T: R-R • **HT:** 6-2 • **WT:** 203

BORN: September 27, 1949, Dayton, OH

CAREER: Played his entire 18-year career with the Phillies (1972-89), establishing himself as the greatest overall third baseman in the game.

HOW OBTAINED: Phillies second-round selection in the June 1971 amateur draft out of Ohio University, where he was a shortstop.

HITTING: Led NL in homers a record eight times; RBI, four times; slugging percentage, five times; and on-base percentage, three times... Only Hank Aaron (15 times), Alex Rodriguez (15 times), Barry Bonds (14 times) and Albert Pujols (14 times) hit 30 homers in a season more times than Schmidt's 13; only Rodriguez and Babe Ruth (12 times each) hit 35 homers more than Schmidt's

11... At retirement, he ranked 7th in home runs (3rd on NL list), 15th in extra-base hits (6th, NL) and tied for 22nd in RBI (6th, NL)... Ranks 16th on the all-time home run list going into the 2022 season... Holds career record for a third baseman in home runs (509)... Set the major league record for homers in a season for a third baseman, 48, in 1980, which was broken in 2007... Won six Silver Sluggers for offensive excellence at his position.

DEFENSE: Held 10 NL fielding records when he retired... Won 10 Gold Gloves, most by a 3B in NL history... All-time rankings at third base: assists per game, third; assists, fourth; double plays, fifth; games (2,212), sixth.

HONORS: Won three MVP Awards (1980, '81, '86), one of five players to do so in the NL; is also only one of six to win back-to-back MVPs... Held 14 ML records, 18 NL records, 24 Phillies career records and 11 Phillies season records when he retired... Played in five League Championship Series and two World Series; was awarded 1980 WS MVP... 12-time All-Star, elected as the starter nine times... Named Baseball Player of the Decade (1980s) by *The Sporting News*... Voted Greatest Phillies Player Ever in 1983 poll of fans... Inducted into Phillies Wall of Fame in 1990... Number retired on May 26, 1990... Elected to National Baseball Hall of Fame in 1995, the 26th player to enter on his first ballot... Was the third baseman for MasterCard's® All-Century Team in 1999.

AVG	G	AB	R	H	2B	3B	HR	RBI	BB	SO	SB
.267	2404	8352	1506	2234	408	59	548	1595	1507	1883	174



RETIRED NUMBERS



STEVE CARLTON • LHP

B-T: L-L • **HT:** 6-5 • **WT:** 210

BORN: December 22, 1944, Miami, FL

CAREER: Pitched 15 years with the Phillies from 1972-86... Broke in with the St. Louis Cardinals in 1965... Also pitched for the San Francisco Giants (1986), Chicago White Sox (1986), Cleveland Indians (1987) and Minnesota Twins (1987-88) before retiring in May 1988.

HOW OBTAINED: Acquired from St. Louis Cardinals for Rick Wise, February 25, 1972.

WINS: Only Warren Spahn (363) won more games among left-handers... Ranked ninth all-time in wins when he retired... Won 27 games (10 losses) in his first Phillies season, the fifth pitcher ever to win 20 games for a last-place club... Set Phillies record with 15 consecutive wins and won the

NL Triple Crown (wins, 1.97 ERA and a club-record 310 strikeouts that season)... 20-game winner, six times... At age 37, won 23 games in 1982, most for any NL pitcher at that age... All-time leader in starts (709) for a left-hander.

MISC: Ranks fourth on all-time strikeout list... Took temporary all-time strikeout lead on June 7, 1983... Struck out Eric Davis for the 4,000th of his career, Aug. 15, 1986 with SF... Led NL in wins, four times; complete games, three; innings pitched, five; strikeouts, five; ERA and shutouts, once... Phillies all-time leader in wins, games started and strikeouts; ranks second in games, shutouts and innings pitched... Held six ML pitching records, 12 NL records and 10 League Championship Series records when he retired... Holds ML record for consecutive starts, 544, without pitching in relief... Struck out 10 or more 82 times.

HONORS: Became first pitcher to win four Cy Young Awards (1972, '77, '80, '82)... Selected to 10 All-Star teams... Played in five LCS and two World Series with the Phillies (four World Series overall)... Winning pitcher in 1980 World Series-clinching game vs. Kansas City... Inducted into Phillies Wall of Fame in 1989... Number retired on July 29, 1989... Elected to National Baseball Hall of Fame in 1994, his first year of eligibility.



W-L	ERA	G	GS	CG	SHO	IP	H	BB	SO
329-244	3.22	741	709	254	55	5217.1	4672	1833	4136



ROY HALLADAY • RHP

B-T: R-R • **HT:** 6-6 • **WT:** 225

BORN: May 14, 1977, Denver, CO

DIED: November 7, 2017, Holiday, FL

CAREER: Pitched in 16 seasons with the Toronto Blue Jays (1998-2009) and Phillies (2010-13).

HOW OBTAINED: Acquired from the Toronto Blue Jays for Kyle Drabek, Michael Taylor and Travis d'Arnaud on December 16, 2009.

WINS: Had three 20-win seasons (2003, 2008, 2010), leading the majors in victories in 2003 and tied for the ML lead in 2010... In his career, his .659 winning percentage ranked third in the majors (min. 175 decisions) and his 203 wins were fourth-most in MLB (second among right-handers)...

Became the 108th pitcher in ML history to win 200 games.

MISC: Led his respective league in complete games seven times, strikeout-to-walk ratio five times, shutouts and innings pitched four times, walks per 9.0 innings three times, and games started and WHIP once... Posted eight seasons with 30 or more starts, eight with at least 220.0 innings pitched, seven with five or more complete games, seven with more than 20 quality starts, five with at least 200 strikeouts and five (qualifying) with a sub-3.00 ERA... During his career, led the majors in complete games, was tied for first in shutouts and ranked fourth in ERA (min. 2,000.0 IP)... In five career postseason starts with the Phillies, went 3-2 with a 2.37 ERA, 0.74 WHIP, 35 strikeouts to five walks, and held opponents to a .169 batting average.

NO-HITTERS: Pitched the 20th perfect game in ML history (19th regular season), May 29, 2010 at Florida (9.0 IP, 11 SO)... It was second perfect game in Phillies history (Jim Bunning – 6/21/64)... Pitched the second no-hitter in ML postseason history in Game 1 of the NLDS, October 6, 2010 vs Cincinnati (9.0 IP, BB, 8 SO), which was his first career postseason appearance... With his postseason no-hitter, he joined Don Larsen, who pitched a perfect game in Game 5 of the 1956 World Series (10/8 vs BKN)... Became the fifth pitcher in ML history to pitch two no-hitters in the same calendar year.

HONORS: Was the fifth pitcher in ML history to win the Cy Young Award in both leagues (AL, 2003 and NL, 2010)... Was just the fourth Phillies pitcher to win a Cy Young Award... An eight-time All-Star (2002-03, 2005-06, 2008-11), he started for both leagues in the Midsummer Classic (AL, 2009 and NL, 2011)... Posthumously inducted into the Phillies Wall of Fame in 2018 and the National Baseball Hall of Fame in 2019... Number retired on Aug. 8, 2021.

W-L	ERA	G	GS	CG	SHO	IP	H	BB	SO
203-105	3.38	416	390	67	20	2749.1	2646	592	2117



RETIRED NUMBERS



ROBIN ROBERTS • RHP

B-T: S-R • **HT:** 6-0 • **WT:** 190

BORN: September 30, 1926, Springfield, IL

DIED: May 6, 2010, Temple Terrace, FL

CAREER: Pitched 14 years with the Phillies, 1948-61... Also pitched for Baltimore Orioles (1962-65), Houston Astros (1965-66) and Chicago Cubs (1966) before retiring in 1966.

HOW OBTAINED: Signed to a \$25,000 bonus by the Phillies following graduation from Michigan State in 1947.

WINS: 20-game winner six straight years (1950-55)... Led NL in wins, four straight seasons, starting in 1952... Making third start in five days, he won his 20th game as the Phillies clinched

the pennant at Brooklyn, October 1, 1950... Won a career-high 28 games in 1952 and set a club record with an .800 winning percentage; won 21 of his last 23 decisions that year.

MISC: Never pitched under 304 innings in a season from 1950-55... Led the Phillies in innings pitched from 1950 through 1960... Compiled a streak of 28 straight complete games in 1952-53... Led the NL in complete games and innings pitched, five times; wins, four times; shutouts and strikeouts, twice... Phillies career leader in games pitched, complete games and innings pitched, and was the leader in wins and strikeouts until Steve Carlton came along.

HONORS: Selected to seven consecutive All-Star Games (1950-56)... Shares All-Star Game record for most starts, five, with Lefty Gomez and Don Drysdale... Named Player of the Year by *The Sporting News* in 1952 and was chosen as the Pitcher of the Year three times by the same publication (before Cy Young Award was established)... Number retired unofficially in 1962 and officially on June 18, 2008, the 60th anniversary of his ML debut... Elected to National Baseball Hall of Fame in 1976... First inductee to Phillies Wall of Fame (1978).



W-L	ERA	G	GS	CG	SHO	IP	H	BB	SO
286-245	3.41	676	609	305	45	4688.2	4582	902	2357



GROVER CLEVELAND ALEXANDER • RHP

B-T: R-R • **HT:** 6-1 • **WT:** 185

BORN: February 26, 1887, Elba, NE

DIED: November 4, 1950, St. Paul, NE

CAREER: Pitched for 20 years in the majors, including two stints with the Phillies, 1911-17 and 1930... Also pitched for the Chicago Cubs (1918-26) and St. Louis Cardinals (1926-29) before retiring after nine appearances with the Phillies in 1930.

HOW OBTAINED: Purchased by the Phillies for \$750 from the Syracuse Stars in 1910.

WINS: Won 28, 19, 22, 27, 31, 33 and 30 games in his first seven seasons with the Phillies... During those seasons, he averaged 27.1 wins and 355 innings pitched... His 28 wins in 1911 remain the

modern rookie record... 16 of his 33 wins in 1916 were shutouts, still a major league record... His 190 Phillies career wins were a record until broken by Robin Roberts... Won the Phillies' first-ever World Series game, 3-1, over Boston, October 8, 1915.


MISC: His ERA was 1.22, 1.55 and 1.83, 1915-17... Won the NL Triple Crown (W, ERA, SO) during same seasons... Threw four one-hitters in 1915, another record... Won a doubleheader at Ebbets Field in September 1917, 5-0 and 9-3, over Brooklyn... During his Phillies career he led the league in innings pitched, six times; wins, shutouts and strikeouts, five times; and ERA, three times... Holds club record with 61 career shutouts; Steve Carlton is second with 39... Won a Triple Crown with the Cubs in 1920... Six years later, picked up two wins and a save as the Cardinals won the World Series... His 373 wins are tied for third all-time... 90 shutouts are second to Walter Johnson's 110.

HONORS: Named after a U.S. president; portrayed by actor/future President Ronald Reagan in a 1952 motion picture, *The Winning Team*... During his big league career, the players didn't wear uniform numbers thus the Phillies selected the 1915 "P" as his symbol... Jersey retired on April 6, 2001... Elected to National Baseball Hall of Fame in 1938 and joined the other 10 living electees for the first official induction ceremony on June 12, 1939... Inducted into Phillies Wall of Fame in 1981.



W-L	ERA	G	GS	CG	SHO	IP	H	BB	SO
373-208	2.56	696	600	437	90	5190.0	4868	951	2198

RETIRED NUMBERS



CHUCK KLEIN • OF

B-T: L-R • **HT:** 6-0 • **WT:** 185
BORN: October 7, 1904, Indianapolis, IN
DIED: March 28, 1958, Indianapolis, IN

CAREER: Left-handed hitting outfielder who played 17 seasons in the majors, including 1928-33, 1936-39 and 1940-44 with the Phillies... Also played with the Chicago Cubs (1934-36) and Pittsburgh Pirates (1939) before retiring after playing in four games in 1944.

HOW OBTAINED: Purchased from Ft. Wayne for \$5,000 in mid-July 1928.


HITTING: During first five full seasons (1929-33), Klein batted .359 and averaged 131.6 runs, 46.4 doubles, 36 homers and 138.6 RBI per season... NL home run leader four times; led NL in runs and slugging percentage, three times; hits, doubles and RBI, twice; and won 1933 batting title... 43 homers in 1929 remained a Phillies record until Mike Schmidt hit 48 in 1980... Had two 26-game hitting streaks in 1930; shares ML record for most games, one or more hits, season, 135... Became first modern NL player to hit four home runs in a game, July 10, 1936, against the Pirates in Pittsburgh... Holds the Phillies single-season records for runs, doubles, extra-base hits and total bases (since 1900)... His 170 RBI and 445 total bases in 1930 are still NL records for a left-handed hitter... Had career slugging percentage of .543... Phils stats: .326, 243 homers, 983 RBI.

DEFENSE: Holds ML record (since 1900) for most outfield assists, season, with 44 in 1930 (156 games).

HONORS: Won MVP in 1932, the first Phillie to win the award... Lone Phillies player to win a Triple Crown, 1933: .368, 28 HR, 120 RBI... Started in first All-Star Game that same season... During his Phillies career, Chuck wore seven different numbers, 1, 3, 8, 26, 29, 32 and 36, so the Phillies selected the old-English "P" worn by the team during Klein's first six seasons... Elected to National Baseball Hall of Fame by the Veterans Committee in 1980... Inducted into Phillies Wall of Fame in 1980... Jersey retired on April 6, 2001.



AVG	G	AB	R	H	2B	3B	HR	RBI	BB	SO	SB
.320	1753	6486	1168	2076	398	74	300	1201	601	521	79



JACKIE ROBINSON 1B • 2B • 3B • OF

Former Commissioner Bud Selig announced that all teams would retire No. 42 in 1997 during the 50th anniversary of Jackie Robinson's becoming the first African American to play in Major League Baseball... Robinson made his debut in 1947 with the Brooklyn Dodgers, who retired his number following his 1972 death... In 1987, the National League Rookie of the Year Award was renamed after Robinson... Former pitching coach Galen Cisco was the last Phillie to wear the number, in 1997. (The 1997 rule was grandfathered, meaning a player who had worn the number could retain it until that player retired. Mike Jackson, who wore No. 42, was signed as a free agent by the Phillies for the 2000 season, but he did not pitch in a game that year.)



AVG	G	AB	R	H	2B	3B	HR	RBI	BB	SO	SB
.313	1416	4997	972	1563	286	55	141	761	756	291	200

PHILLIES BALLPARKS

Recreation Park	1883-1886
Philadelphia Park/Baker Bowl	1887-1938
University of Pennsylvania	1894
Columbia Park	1903
Shibe Park/Connie Mack Stadium	1927; 1938-1970
Veterans Stadium	1971-2003
Citizens Bank Park	2004-present

POSTSEASON HISTORY

1915 WORLD SERIES

PHILLIES VS. BOSTON RED SOX (Red Sox win series, 4 games to 1)

Game 1 – October 8

The Phillies produced two runs in the eighth inning on an RBI groundout by Gavvy Cravath and an infield single by Fred Luderus to break a 1-1 tie, giving them their first WS win, 3-1. Grover Cleveland Alexander scattered eight singles in a complete-game victory. Babe Ruth, a 20-year-old left-handed pitcher who had 18 wins during the regular season, was used as a pinch-hitter, his only appearance in the Series.

	R	H	E	WP: Alexander; LP: Shore
Boston	1	8	1	HR: None
Phillies	3	5	1	Att: 19,343

Game 2 – October 9

Woodrow Wilson became the first president to throw out the first ball at a World Series game. Rube Foster three-hit the Phillies and singled in the winning run in the top of the ninth inning of a 2-1 decision.

	R	H	E	WP: Foster; LP: Mayer
Boston	2	10	0	HR: None
Phillies	1	3	1	Att: 20,306

Game 3 – October 11

Another three-hitter, this one by Dutch Leonard, produced another 2-1 Boston victory. Duffy Lewis' two-out single to center drove in Harry Hooper with the winning run in the last of the ninth inning. The game in Boston drew 42,300, a WS record.

	R	H	E	WP: Leonard; LP: Alexander
Phillies	1	3	0	HR: None
Boston	2	6	1	Att: 42,300

Game 4 – October 12

Ernie Shore pitched Boston's third straight 2-1 win. Fred Luderus had three of the Phillies' seven hits, including the lone RBI in the eighth inning. The series returned to Philadelphia with Boston leading, 3-1.

	R	H	E	WP: Shore; LP: Chalmers
Phillies	1	7	0	HR: None
Boston	2	8	1	Att: 41,096

Game 5 – October 13

Rube Foster pitched Boston's fifth straight complete game, Harry Hooper belted two homers and Duffy Lewis one as the Red Sox won another one-run decision, 5-4. Hooper's second homer was the game-winner in the top of the ninth inning. The victory gave the Red Sox their third World Series championship (1905 and 1912).

	R	H	E	WP: Foster; LP: Rixey
Boston	5	10	1	HR: Luderus, Hooper (2), Lewis
Phillies	4	9	1	Att: 20,306

1950 WORLD SERIES

PHILLIES VS. NEW YORK YANKEES (Yankees win series, 4 games to 0)

Game 1 – October 4

Because Robin Roberts had started so many times in the final week, manager Eddie Sawyer surprised everyone by naming relief ace Jim Konstanty the starter. Konstanty allowed one run over eight innings but Vic Raschi blanked the Phillies on two singles in the series opener at Shibe Park, a 1-0 NY win.

	R	H	E	WP: Raschi; LP: Konstanty
New York	1	5	0	HR: None
Phillies	0	2	1	Att: 30,746

Game 2 – October 5

Roberts started the second game and worked all 10 innings, a 2-1 loss when Joe DiMaggio homered into the upper deck in left field in the 10th inning. Richie Ashburn drove in the Phillies' lone run with a fifth-inning fly ball.

	R	H	E	WP: Reynolds; LP: Roberts
New York	2	10	0	HR: DiMaggio
Phillies	1	7	0	Att: 32,660

Game 3 – October 6

Trailing 2-1, the Yankees won another one-run game with single runs in the eighth and ninth innings. Jerry Coleman, who drove in the winning run in Game 1, singled with two out in the last of the ninth for the game-winner.

	R	H	E	WP: Ferrick; LP: Meyer
Phillies	2	10	2	HR: None
New York	3	7	0	Att: 65,791

Game 4 – October 7

Rookie sensation Whitey Ford blanked the Phillies for eight innings as the Yankees swept the series with a 5-2 decision. It was the Yankees' 13th World Championship.

	R	H	E	WP: Ford; LP: Miller
Phillies	2	7	1	HR: Berra
New York	5	8	2	Att: 69,098

POSTSEASON HISTORY

1976 NATIONAL LEAGUE CHAMPIONSHIP SERIES

PHILLIES VS. CINCINNATI REDS (Reds win series, 3 games to 0)

Game 1 – October 9

Mike Schmidt's first-inning sacrifice fly staked the Phillies to a 1-0 lead in the first postseason game played in Philadelphia since October 5, 1950. The Reds scored six unanswered runs and won the first game, 6-3.

	R	H	E	WP:	LP:
Cincinnati	6	10	0	HR: Foster	
Phillies	3	6	1	Att: 62,640	

Game 2 – October 10

Again, the Phillies took an early lead with single runs in the second and fourth innings. Jim Lonborg carried a no-hitter into the sixth inning when the Reds scored four times on three hits, two walks and an error. Cincinnati won, 6-2, and the series shifted to Riverfront Stadium.

	R	H	E	WP:	LP:
Cincinnati	6	6	0	SV: Borbon	
Phillies	2	10	1	HR: Luzinski	Att: 62,651

Game 3 – October 12

The Reds wiped out a 2-0 Phillies lead by scoring four times in the seventh. The Phillies clawed back, taking a 6-4 lead into the last of the ninth. Homers by George Foster and Johnny Bench tied it up and a single by Ken Griffey Sr. won the game, 7-6, as Cincinnati completed the sweep.

	R	H	E	WP:	LP:
Phillies	6	11	0	HR: Foster, Bench	
Cincinnati	7	9	2	Att: 55,047	

1977 NATIONAL LEAGUE CHAMPIONSHIP SERIES

PHILLIES VS. LOS ANGELES DODGERS (Dodgers win series, 3 games to 1)

Game 1 – October 4

Greg Luzinski's booming two-run homer gave the Phillies a first-inning lead in Los Angeles, but Ron Cey's grand slam off Steve Carlton tied the game in the seventh. Singles by Bake McBride, Larry Bowa and Mike Schmidt produced the first of two ninth-inning runs that gave the Phillies a 7-5 win.

	R	H	E	WP:	LP:
Phillies	7	9	0	SV: McGraw	
Los Angeles	5	9	2	HR: Luzinski, Cey	Att: 55,968

Game 2 – October 5

Don Sutton's complete game and Dusty Baker's fourth-inning grand slam carried the Dodgers to a 7-1 win as the series moved east to Veterans Stadium.

	R	H	E	WP:	LP:
Phillies	1	9	1	HR: McBride, Baker	
Los Angeles	7	9	1	Att: 55,973	

Game 3 – October 7

With their team trailing 2-0, Phillies fans unraveled Burt Hooton in the second inning. The right-hander walked four straight batters as the Phillies took a 3-2 lead. Leading 5-3 after eight innings, the Phillies seemed headed for their second victory. Instead, they sustained the most bitter defeat in Vet history. With two out, the Dodgers tied the game on a controversial call by first base umpire Bruce Froemming. Davey Lopes' grounder kicked off Mike Schmidt's glove to Larry Bowa, who threw to first base for the potential game-ending out. Froemming called Lopes safe; TV replays indicated he was out. Lopes wound up scoring the winning run on Bill Russell's single to center.

	R	H	E	WP:	LP:
Los Angeles	6	12	2	SV: Garman	
Phillies	5	6	2	HR: None	Att: 63,719

Game 4 – October 8

In a game played almost entirely in a steady rain, the Dodgers advanced to the World Series with a 4-1 win behind Tommy John.

	R	H	E	WP:	LP:
Los Angeles	4	5	0	HR: Baker	
Phillies	1	7	0	Att: 64,924	

POSTSEASON HISTORY

1978 NATIONAL LEAGUE CHAMPIONSHIP SERIES PHILLIES VS. LOS ANGELES DODGERS (Dodgers win series, 3 games to 1)

Game 1 – October 4

Steve Garvey's three-run homer triggered a four-run third inning. Reliever Bob Welch allowed only one run over 4.1 innings as the Dodgers took the first game, 9-5.

	R	H	E	WP:	LP:
Los Angeles	9	13	1	HR: Martin, Garvey (2), Lopes,	
Phillies	5	12	1	Yeager	
				Att: 63,460	

Game 2 – October 5

Tommy John, who won the clinching NLCS game a year earlier, blanked the Phillies on four singles, a 4-0 decision that gave the Dodgers a 2-0 lead as the series shifted to Los Angeles.

	R	H	E	WP:	LP:
Los Angeles	4	8	0	HR: Lopes	
Phillies	0	4	0	Att: 60,642	

Game 3 – October 6

Steve Carlton was a virtual one-man show as the Phillies stayed alive. The big lefty hit a three-run homer in the second inning, added an RBI single in the sixth and struck out eight in a complete-game, 9-4 win.

	R	H	E	WP:	LP:
Phillies	9	11	1	HR: Carlton, Luzinski, Garvey	
Los Angeles	4	8	2	Att: 55,043	

Game 4 – October 7

Bake McBride tied the game, 3-3, with a pinch-hit solo home run in the seventh inning. Both teams couldn't capitalize on two-out threats in the eighth inning and both went down 1-2-3 in the ninth. For the second straight year, Bill Russell delivered the knockout punch, a two-out single to center in the 10th inning that scored Ron Cey.

	R	H	E	WP:	LP:
Phillies	3	8	2	HR: Luzinski, McBride, Cey,	
Los Angeles	4	13	2	Garvey	
				Att: 55,124	

1980 NATIONAL LEAGUE CHAMPIONSHIP SERIES PHILLIES VS. HOUSTON ASTROS (Phillies win series, 3 games to 2)

Game 1 – October 7

With the Phillies trailing 1-0, Greg Luzinski unloaded a two-run homer in the sixth. Greg Gross' pinch RBI single in the next inning produced the final run of a 3-1 win before over 65,000 at the Vet.

	R	H	E	WP:	LP:
Houston	1	7	0	HR: Carlton; LP: Forsch	
Phillies	3	8	1	SV: McGraw	
				HR: Luzinski	
				Att: 65,277	

Game 2 – October 8

Trailing 1-0, the Phillies went on top with two in the fourth. Garry Maddox's RBI single tied the game, 3-3, in the eighth. Dave Bergman's triple scored two of Houston's four 10th-inning runs that gave them a 7-4 win with the series headed for the Astrodome.

	R	H	E	WP:	LP:
Houston	7	8	1	SV: Andujar	
Phillies	4	14	2	HR: None	
				Att: 65,476	

Game 3 – October 10

After stranding 14 runners in the previous game, the Phillies left 11 more men on base as they lost an 11-inning classic, 1-0. Rafael Landestoy, pinch-running for Joe Morgan, who had tripled, scored the lone run on Dennis Walling's sacrifice fly.

	R	H	E	WP:	LP:
Phillies	0	7	1	HR: None	
Houston	1	6	1	Att: 44,443	

Game 4 – October 11

A wild and crazy game. Houston pulled off what seemed to be a triple play that was eventually ruled a double play following a 20-minute conference. Gary Woods appeared to score Houston's third run but it was ruled he left third base too soon on a fly ball. Trailing, 2-0, the Phillies scored three in the top of the eighth only to have the Astros tie it, 3-3, in the bottom of the ninth. Pete Rose bowled over catcher Bruce Bochy to score the winning run in the 10th inning. The series was tied, 2-2, with one game to go.

	R	H	E	WP:	LP:
Phillies	5	13	0	SV: McGraw	
Houston	3	5	1	HR: None	
				Att: 44,952	

Game 5 – October 12

Trailing 5-2, the Phillies erupted for five eighth-inning runs against Nolan Ryan, but the Astros tied the game with a pair in their half of the inning. Neither team scored in the ninth, forcing extra innings for the fourth straight game. Del Unser doubled to right with one out in the 10th and Garry Maddox got the hit of his life, an RBI double to center. He also caught the final out; Dick Ruthven leaped off the mound and Maddox was raised to the shoulders of his jubilant teammates.

	R	H	E	WP:	LP:
Phillies	8	13	2	HR: None	
Houston	7	14	0	Att: 44,802	

POSTSEASON HISTORY

1980 WORLD SERIES

PHILLIES VS. KANSAS CITY ROYALS

(Phillies win series, 4 games to 2)

Game 1 – October 14

KC took a 4-0 lead after three innings before the Phillies got going. Larry Bowa singled and daringly stole second. It was the spark of a five-run inning, capped by Bake McBride's three-run homer. Leading by a run, Tug McGraw struck out Willie Wilson to end the game and give the Phillies a 7-6 win.

	R	H	E	WP:	LP:
Kansas City	6	9	1	SV: McGraw	
Phillies	7	11	0	HR: McBride, Aikens (2), Otis	Att: 65,791

Game 2 – October 15

Again, the Phillies fell behind, this time 4-2 going into the eighth. RBI hits by Del Unser, Bake McBride, Mike Schmidt and Keith Moreland produced four runs. Ron Reed struck out John Wathan to end the game, a 6-4 Phillies triumph.

	R	H	E	WP:	LP:
Kansas City	4	11	0	SV: Reed	
Phillies	6	8	1	HR: None	Att: 65,775

Game 3 – October 17

Three times Kansas City scored a single run and each time the Phillies came back with a single run in their next at-bat. The Royals delighted their home crowd by winning, 4-3, in 10 innings when Willie Aikens singled with the bases loaded against Tug McGraw.

	R	H	E	WP:	LP:
Phillies	3	14	0	HR: Schmidt, Brett, Otis	
Kansas City	4	11	0	Att: 42,380	

Game 4 – October 18

Once again, the Phillies fell behind, but this time they didn't come back. Willie Aikens homered in each of the first two innings to set the pace for a 5-3 KC win. But something happened in the fourth inning that set the tone for the rest of the series. Reliever Dickie Noles brushed back George Brett with the count 0 and 2. Brett would only get three singles and Aikens one hit in the remaining two games.

	R	H	E	WP:	LP:
Phillies	3	10	1	SV: Quisenberry	
Kansas City	5	10	2	HR: Aikens (2)	Att: 42,363

Game 5 – October 19

Trailing 3-2 going into the top of the ninth, the "Comeback Kids" did it again. Mike Schmidt singled off George Brett's glove and scored the tying run on a double by pinch-hitter Del Unser. Two outs later, Manny Trillo singled on a two-strike count to drive in Unser with the lead run. The Royals loaded the bases in the ninth but Tug McGraw struck out Jose Cardenal to end the game. Three Phillies wins, three KC strikeouts to end each win.

	R	H	E	WP:	LP:
Phillies	4	7	0	HR: Schmidt, Otis	
Kansas City	3	12	2	Att: 42,369	

Game 6 – October 21

Over 65,000 jammed Veterans Stadium looking for a Phillies win and their first World Championship. This time, the script didn't call for a comeback win. The Phillies grabbed a four-run lead before the Royals chased Steve Carlton with an eighth-inning run. Three more outs were all the Phillies and Tug McGraw needed. After Amos Otis struck out, a walk and two singles loaded the bases. Frank White lofted a foul pop in front of the Phillies dugout. Bob Boone and Pete Rose converged. The ball bounced off Boone's glove but the ever-alert Rose was there to make the catch. At 11:29 p.m. Veterans Stadium erupted when McGraw struck out Willie Wilson to win the World Series.

	R	H	E	WP:	LP:
Kansas City	1	7	2	SV: McGraw	
Phillies	4	9	0	HR: None	Att: 65,838



POSTSEASON HISTORY

1981 NATIONAL LEAGUE DIVISION SERIES

PHILLIES VS. MONTREAL EXPOS

(Expos win series, 3 games to 2)

Game 1 – October 7

Steve Rogers gave up 10 hits but the Expos ace held off Steve Carlton and the Phillies, 3-1, at Montreal. Catcher Keith Moreland led the Phils with three hits.

	R	H	E	WP: Rogers; LP: Carlton
Phillies	1	10	0	SV: Reardon
Montreal	3	8	1	HR: Moreland Att: 34,327

Game 2 – October 8

Chris Speier's run-scoring single in the second inning and Gary Carter's two-run homer in the third gave the Expos a second straight win by the same score. Speier recorded the game-winning RBI in both games.

	R	H	E	WP: Gullickson; LP: Ruthven
Phillies	1	6	2	SV: Reardon
Montreal	3	7	0	HR: Carter Att: 45,896

Game 3 – October 9

The series shifted to the Vet and the Phillies used 13 hits (11 singles) and four Montreal errors to stay alive, 6-2. Gary Matthews was 3-for-4 for the Phils with a pair of runs scored. Mike Schmidt and Keith Moreland drove in two runs each. Larry Christenson allowed one run on four hits in six innings for the victory.

	R	H	E	WP: Christenson; LP: Burris
Montreal	2	8	4	HR: None
Phillies	6	13	0	Att: 36,835

Game 4 – October 10

George Vukovich hit a game-winning, pinch-hit homer in the 10th to even the series, 2-2. It was Vukovich's third pinch hit of the series and gave the Phillies a 6-5 win after losing leads of 4-0 and 5-4. Tug McGraw pitched three scoreless innings of relief for the win.

	R	H	E	WP: McGraw; LP: Reardon
Montreal	5	10	1	HR: Schmidt, Matthews,
Phillies	6	9	0	G. Vukovich, Carter Att: 38,818

Game 5 – October 11

Steve Rogers was the entire story as Montreal advanced to the NLCS. He held the Phillies scoreless on six hits and drove in the first two runs with a bases-loaded single in the fifth off Steve Carlton as the Expos prevailed, 3-0.

	R	H	E	WP: Rogers; LP: Carlton
Montreal	3	8	1	HR: None
Phillies	0	6	0	Att: 47,384

1983 NATIONAL LEAGUE CHAMPIONSHIP SERIES

PHILLIES VS. LOS ANGELES DODGERS

(Phillies win series, 3 games to 1)

Game 1 – October 4

Mike Schmidt homered as the third batter of the game to provide the 16th run of the season against LA pitching. Steve Carlton (7.2 IP) and Al Holland (1.1 IP) combined to blank the Dodgers on seven singles, 1-0, in LA.

	R	H	E	WP: Carlton; LP: Reuss
Phillies	1	5	1	SV: Holland
Los Angeles	0	7	0	HR: Schmidt Att: 49,963

Game 2 – October 5

Gary Matthews' second-inning solo homer was just the Phillies' 17th run off LA all season. It was the Phillies' lone run as the Dodgers evened the series, 4-1. The scene shifted to Veterans Stadium.

	R	H	E	WP: Valenzuela; LP: Denny
Phillies	1	7	2	SV: Niedenfuer
Los Angeles	4	6	1	HR: Matthews Att: 55,967

Game 3 – October 7

Gary Matthews and Charles Hudson were the stars of the show. Matthews had two singles, his second homer of the series, four RBI and a stolen base while Hudson pitched a four-hitter to give the Phillies a 7-2 win and 2-1 LCS lead.

	R	H	E	WP: Hudson; LP: Welch
Los Angeles	2	4	0	HR: Matthews, Marshall
Phillies	7	9	1	Att: 53,490

Game 4 – October 8

Sweet revenge. Riding homers from Gary Matthews and Sixto Lezcano, the Phillies headed to the World Series for the second time in four seasons. Matthews started the scoring with a three-run homer in the first inning of the 7-2 decision as Steve Carlton beat Jerry Reuss for the second time in four games. Phillies pitchers compiled a 1.03 ERA in the series, holding the Dodgers to a .209 average.

	R	H	E	WP: Carlton; LP: Reuss
Los Angeles	2	10	0	HR: Lezcano, Matthews, Baker
Phillies	7	13	1	Att: 64,494

POSTSEASON HISTORY

1983 WORLD SERIES PHILLIES VS. BALTIMORE ORIOLES (Orioles win series, 4 games to 1)

Game 1 – October 11

Playing in the rain, the Phillies edged the Orioles, 2-1, at Memorial Stadium, a game in which all the runs came on homers. Jim Dwyer put the Birds on top with a first-inning homer off John Denny. Joe Morgan tied it in the sixth and Garry Maddox delivered a game-winning shot in the eighth inning.

	R	H	E	WP: Denny; LP: McGregor
Phillies	2	5	0	SV: Holland
Baltimore	1	5	1	HR: Morgan, Maddox, Dwyer Att: 52,204

Game 2 – October 12

Rookies Charles Hudson and Mike Boddicker were the starting pitchers. The Phillies took a 1-0 lead in the fourth inning on Joe Lefebvre's sacrifice fly. Hudson retired 12 of the first 13 hitters but couldn't survive the fifth when the Orioles scored three times. Final: 4-1, with the Series heading north on I-95 to Veterans Stadium.

	R	H	E	WP: Boddicker; LP: Hudson
Phillies	1	3	0	HR: Lowenstein
Baltimore	4	9	1	Att: 52,132

Game 3 – October 14

Leadoff homers in the second (Gary Matthews) and third (Joe Morgan) innings staked Steve Carlton to a 2-0 lead. Baltimore cut the lead in half with a sixth-inning run and won the game with a pair in the seventh, the first coming on Benny Ayala's single and the second on an error by Ivan Dejesus.

	R	H	E	WP: Palmer; LP: Carlton
Baltimore	3	6	1	SV: Martinez
Phillies	2	8	2	HR: Matthews, Morgan, Ford Att: 65,792

Game 4 – October 15

Again, the Phillies took a lead, 3-2, after five innings. The Orioles tied a WS record with four consecutive pinch-hitters in a two-run sixth inning. Pinch-hitter John Shelby drove in the eventual game-winning run on a sacrifice fly. The Phillies scored a run in the ninth to pull within 5-4, but Joe Morgan lined out to second to end the game.

	R	H	E	WP: Davis; LP: Denny
Baltimore	5	10	1	SV: Martinez
Phillies	4	10	0	HR: None Att: 66,947

Game 5 – October 16

Scott McGregor's five-hit shutout brought Baltimore the World Championship. The Orioles had only five hits but three were home runs, two shots by Eddie Murray and one by Rick Dempsey.

	R	H	E	WP: McGregor; LP: Hudson
Baltimore	5	5	0	HR: Murray (2), Dempsey
Phillies	0	5	1	Att: 67,064

1993 NATIONAL LEAGUE CHAMPIONSHIP SERIES PHILLIES VS. ATLANTA BRAVES (Phillies win series, 4 games to 2)

Game 1 – October 6

Kim Batiste atoned for a ninth-inning error that helped the Braves tie the score by singling in John Kruk, who had doubled, with the winning run in the bottom of the 10th.

	R	H	E	WP: Williams; LP: McMichael
Atlanta	3	9	0	HR: Incaviglia
Phillies	4	9	1	Att: 62,412

Game 2 – October 7

Scoring six times in the top of the third inning, the Braves went on to thump the Phillies, 14-3. Atlanta hit four homers, two (Jeff Blausner and Damon Berryhill) coming in the big inning. Series moved to Atlanta tied at 1-1.

	R	H	E	WP: Maddux; LP: Greene
Atlanta	14	16	0	HR: Hollins, Dykstra, McGriff,
Phillies	3	7	2	Blausner, Pendleton, Berryhill Att: 62,436

Game 3 – October 9

Trailing 1-0 after five innings, the Braves again used the big inning to take a 2-1 series lead. They scored five times in the sixth on four hits, an error and a walk and came back with four more in the seventh to win, 9-4.

	R	H	E	WP: Glavine; LP: Mulholland
Phillies	4	10	1	HR: Kruk
Atlanta	9	12	0	Att: 52,032

Game 4 – October 10

Danny Jackson and Mitch Williams combined to stop the Braves offense on three doubles and seven singles, a 2-1 Sunday night victory. Kevin Stocker and Jackson drove in the two Phillies runs in the fourth inning.

	R	H	E	WP: Jackson; LP: Smoltz
Phillies	2	8	1	SV: Williams
Atlanta	1	10	1	HR: None Att: 52,032

Game 5 – October 11

Lenny Dykstra's solo homer in the 10th inning gave the Phillies a 4-3 victory and a 3-2 playoff lead as the series shifted back to Veterans Stadium. Larry Andersen struck out two in the 10th for the save.

	R	H	E	WP: Williams; LP: Wohlers
Phillies	4	6	1	SV: Andersen
Atlanta	3	7	1	HR: Daulton, Dykstra Att: 52,032

Game 6 – October 13

Before 62,502 fans, the Phillies jumped on Greg Maddux for six runs in 5.2 innings, including a two-run homer by Dave Hollins. The climax came when Mitch Williams struck out pinch-hitter Bill Pecota in the top of the ninth inning, setting off a rousing celebration. The 6-3 victory sent the Phillies to their third World Series in 13 years.

	R	H	E	WP: Greene; LP: Maddux
Atlanta	3	5	3	SV: Williams
Phillies	6	7	1	HR: Hollins, Blausner Att: 62,502

POSTSEASON HISTORY

1993 WORLD SERIES

PHILLIES VS. TORONTO BLUE JAYS (Blue Jays win series, 4 games to 2)

Game 1 – October 16

The SkyDome was packed for the first game, an 8-5 victory for the Blue Jays. Devon White and John Olerud homered and reliever Al Leiter picked up the win with 2.2 scoreless innings.

	R	H	E	WP: Leiter; LP: Schilling
Phillies	5	11	1	SV: Ward
Toronto	8	10	3	HR: White, Olerud
				Att: 52,011

Game 2 – October 17

Jim Eisenreich capped a five-run third inning with a three-run homer off Dave Stewart. Lenny Dykstra also homered and made two outstanding catches, crashing into the center-field wall in the third and fourth innings. The scene shifted to Veterans Stadium with the Series knotted at one-all.

	R	H	E	WP: Mulholland; LP: Stewart
Phillies	6	12	0	SV: Williams
Toronto	4	8	0	HR: Eisenreich, Dykstra, Carter
				Att: 52,062

Game 3 – October 19

Paul Molitor, the DH in Toronto, played first base against LHP Danny Jackson. The veteran led the offense with a single, triple, home run and three RBI as the Blue Jays coasted to a 10-3 victory.

	R	H	E	WP: Hentgen; LP: Jackson
Toronto	10	13	1	HR: Thompson, Molitor
Phillies	3	9	0	Att: 62,689

Game 4 – October 20

Lenny Dykstra turned in an incredible performance, with a double, two homers, four runs scored, four RBI, a stolen base and an assist, but the Blue Jays rallied from 6-3, 12-7 and 14-9 deficits to win, 15-14, with a six-run eighth inning. The game lasted 4:14, longest in WS history up to that point.

	R	H	E	WP: Castillo; LP: Williams
Toronto	15	18	0	SV: Ward
Phillies	14	14	1	HR: Dykstra (2), Daulton
				Att: 62,731

Game 5 – October 21

Facing elimination, Curt Schilling rose to the occasion with the Phillies' first WS shutout, 2-0. Following an 18-hit attack the previous game, Schilling held the Blue Jays to five singles.

	R	H	E	WP: Schilling; LP: Guzman
Toronto	0	5	1	HR: None
Phillies	2	5	1	Att: 62,706

Game 6 – October 23

Veteran outfielder Joe Carter hit one of the most dramatic home runs in baseball history, a three-run shot over the left field wall in the last of the ninth to lift the Blue Jays to an 8-6 win and their second consecutive World Championship. They were the first team since the 1977-78 Yankees to repeat. Lenny Dykstra finished with four home runs, tying him for second for the most homers in one Series.

	R	H	E	WP: Ward; LP: Williams
Phillies	6	7	0	HR: Dykstra, Molitor, Carter
Toronto	8	10	2	Att: 52,195

2007 NATIONAL LEAGUE DIVISION SERIES

PHILLIES VS. COLORADO ROCKIES (Rockies win series, 3 games to 0)

Game 1 – October 3

In their first postseason appearance in 14 years, the Phillies fell to the Rockies, 4-2, in Game 1 of the NLDS. Trailing 3-0, the Phils drew to within one run when Aaron Rowand and Pat Burrell hit back-to-back homers in the fifth inning, a first in the club's playoff history. Colorado added an insurance run in the eighth on Matt Holliday's solo homer. Phils starter Cole Hamels retired the side in order in five of his six full innings, but took the loss in the first-ever playoff game at Citizens Bank Park.

	R	H	E	WP: Francis; LP: Hamels
Colorado	4	6	0	SV: Corpas
Phillies	2	4	0	HR: Rowand, Burrell, Holliday
				Att: 45,655

Game 2 – October 4

In front of what was the largest crowd in the history of Citizens Bank Park at the time, the Phillies dropped Game 2, 10-5. Colorado jumped out to a 2-0 lead in the first inning on back-to-back homers off Kyle Kendrick, the second-youngest Phillie to start a postseason game. Jimmy Rollins led off the bottom half of the first with a home run – another first in the team's playoff history – to cut the Rockies' lead in half and put the Phils ahead, 3-2, in the second with an RBI triple. The Rockies took the lead for good in the fourth on Kazuo Matsui's two-out grand slam off Kyle Lohse.

	R	H	E	WP: Fogg; LP: Kendrick
Colorado	10	12	1	SV: Corpas
Phillies	5	9	0	HR: Rollins, Howard, Tulowitzki, Holliday, Matsui
				Att: 45,991

Game 3 – October 6

Despite a strong start from veteran Jamie Moyer – 6.0 innings, one run – the Phillies were eliminated from the playoffs following a 2-1 loss to the Rockies. Trailing 1-0 in the seventh inning, Shane Victorino tied the game with a solo home run. Colorado responded in the eighth, though, with three straight two-out singles to take a 2-1 lead, sweeping the Phillies out of the postseason.

	R	H	E	WP: Fuentes; LP: Romero
Phillies	1	3	0	SV: Corpas
Colorado	2	9	0	HR: Victorino
				Att: 50,724

POSTSEASON HISTORY

2008 NATIONAL LEAGUE DIVISION SERIES

PHILLIES VS. MILWAUKEE BREWERS

(Phillies win series, 3 games to 1)

Game 1 – October 1

The Phillies earned their first postseason win in 15 years with a 3-1 victory over the Brewers at Citizens Bank Park. Cole Hamels pitched 8.0 shutout innings to get the win and opened the game retiring the first 14 batters he faced. The Phils scored three runs (all unearned) in the third inning, with the big blow coming on Chase Utley's two-run double.

	R	H	E	WP: Hamels; LP: Gallardo
Milwaukee	1	4	1	SV: Lidge
Phillies	3	4	1	HR: None Att: 45,929

Game 2 – October 2

For the second straight game, the Phillies did all their scoring in one inning. Brett Myers' nine-pitch walk and Shane Victorino's grand slam off Milwaukee starter CC Sabathia highlighted a five-run second inning that carried the Phils to a 5-2 win. Myers allowed two runs in 7.0 innings to earn the win in front of a sellout crowd at Citizens Bank Park.

	R	H	E	WP: Myers; LP: Sabathia
Milwaukee	2	3	0	SV: Lidge
Phillies	5	9	1	HR: Victorino Att: 46,208

Game 3 – October 4

The series shifted to Milwaukee's Miller Park for the Brewers' first home playoff game since 1982. The Phils could only manage one run as they left seven runners on base in the game, including six in scoring position, to fall to the Brewers, 4-1.

	R	H	E	WP: Bush; LP: Moyer
Phillies	1	9	0	SV: Torres
Milwaukee	4	11	0	HR: None Att: 43,992

Game 4 – October 5

Philadelphia punched its ticket to the National League Championship Series with a 6-2 win at Miller Park. Jimmy Rollins set the tone for the Phils with a leadoff home run off Jeff Suppan. Joe Blanton got the win, allowing just one run in his 6.0 innings pitched, while Pat Burrell provided plenty of offense, going 3-for-4 with a pair of HR and four RBI.

	R	H	E	WP: Blanton; LP: Suppan
Phillies	6	10	0	HR: Burrell (2), Rollins, Werth,
Milwaukee	2	8	0	Fielder Att: 43,934

2008 NATIONAL LEAGUE CHAMPIONSHIP SERIES

PHILLIES VS. LOS ANGELES DODGERS

(Phillies win series, 4 games to 1)

Game 1 – October 9

The Phillies came from behind to beat the Dodgers, 3-2, at Citizens Bank Park. Trailing 2-0 in the sixth inning, Shane Victorino reached base on Rafael Furcal's throwing error and scored on the next pitch as Chase Utley hit a two-run HR off Dodgers starter Derek Lowe. Pat Burrell's solo HR two batters later put the Phils ahead for good and earned Cole Hamels his second Game 1 win of the postseason.

	R	H	E	WP: Hamels; LP: Lowe
Los Angeles	2	7	1	SV: Lidge
Phillies	3	7	0	HR: Utley, Burrell Att: 45,839

Game 2 – October 10

Brett Myers won Game 2 for the Phillies with his arm and his bat. Myers, who went 5.0 innings on the mound, became the first pitcher in LCS history to record three hits in a game and the first since 1919 with three hits and three RBI in a postseason game. Brad Lidge struck out the side for his fourth save of the postseason, sending the Phils to Los Angeles with a 2-0 series lead.

	R	H	E	WP: Myers; LP: Billingsley
Los Angeles	5	8	1	SV: Lidge
Phillies	8	11	1	HR: Ramirez Att: 45,883

Game 3 – October 12

Los Angeles extended the series with a 7-2 win at Dodger Stadium. Phils starter Jamie Moyer struggled, allowing six runs in only 1.1 innings pitched. Tempers flared when Dodgers starter Hiroki Kuroda threw inside to Shane Victorino in the third inning, clearing both benches.

	R	H	E	WP: Kuroda; LP: Moyer
Phillies	2	7	0	HR: Furcal
Los Angeles	7	10	0	Att: 56,800

Game 4 – October 13

The Dodgers seemed poised to even the series at two games apiece until the Phillies made a stunning comeback to take Game 4. Trailing by two runs in the eighth inning, Shane Victorino hit a two-run home run off Cory Wade to tie the game at five and three batters later, pinch-hitter Matt Stairs hit a two-out, two-run home run deep into the right field seats to put the Phils ahead by the eventual final score, 7-5.

	R	H	E	WP: Madson; LP: Wade
Phillies	7	12	1	SV: Lidge
Los Angeles	5	11	0	HR: Victorino, Stairs, Blake Att: 56,800

Game 5 – October 15

The Phillies clinched their sixth National League pennant with a 5-1 win at Dodger Stadium. Just as he did in the series-clinching game against the Brewers, Jimmy Rollins hit a leadoff home run to put the Phils on the board first. Cole Hamels turned in another solid performance to earn the win and was named NLCS MVP for his efforts.

	R	H	E	WP: Hamels; LP: Billingsley
Phillies	5	8	0	HR: Rollins, Ramirez
Los Angeles	1	7	3	Att: 56,800

POSTSEASON HISTORY

2008 WORLD SERIES

PHILLIES VS. TAMPA BAY RAYS (Phillies win series, 4 games to 1)

Game 1 – October 22

A two-run home run by Chase Utley in the first inning quieted the sellout crowd at Tampa Bay's Tropicana Field and helped the Phils to a 3-2 win in Game 1 of the Fall Classic. With the help of some great defense, Cole Hamels improved to 4-0 in four postseason starts, holding the Rays to two runs on five hits in 7.0 innings.

	R	H	E	WP:	Hamels; LP:	Kazmir
Phillies	3	8	1	SV:	Lidge	
Tampa Bay	2	5	1	HR:	Utley, Crawford	
				Att:	40,783	

Game 2 – October 23

Tampa Bay knotted the series at one game apiece with a 4-2 win. The Rays jumped out to a 3-0 lead after two innings thanks to a pair of RBI groundouts and an RBI single. Starter Brett Myers kept the Phils in the game for his 7.0 innings, but the Phillies struggled at the plate, going 1-for-15 with runners in scoring position and leaving 11 men on base.

	R	H	E	WP:	Shields; LP:	Myers
Phillies	2	9	2	HR:	Bruntlett	
Tampa Bay	4	7	1	Att:	40,843	

Game 3 – October 25

Fifteen years and a 91-minute rain delay later, the World Series returned to the City of Brotherly Love. As the second oldest pitcher to start a World Series game, Jamie Moyer rebounded from his first two subpar postseason starts, allowing three runs on five hits in 6.1 innings pitched. A walk-off infield single by Carlos Ruiz against a five-man Rays infield broke a 4-4 tie and gave the Phillies a 2-1 series lead.

	R	H	E	WP:	Romero; LP:	Howell
Tampa Bay	4	6	1	HR:	Ruiz, Utley, Howard	
Phillies	5	7	1	Att:	45,900	

Game 4 – October 26

The Phillies' offense exploded with 12 hits in a 10-2 win at Citizens Bank Park. Ryan Howard led the way with two home runs and five RBI and Phils starter Joe Blanton was impressive both on the mound and at the plate. He allowed two runs on four hits with seven strikeouts over 6.0 innings pitched and connected for his first career homer – a solo shot – in the fifth inning off Edwijn Jackson.

	R	H	E	WP:	Blanton; LP:	Sonnastine
Tampa Bay	2	5	2	HR:	Howard (2), Blanton,	
Phillies	10	12	1	Werth, Crawford, Hinske		
				Att:	45,903	

Game 5 – October 27

Although it took two days to complete, it was worth the wait as the Phillies won their second world title in franchise history with a 4-3 win over the Rays. Trailing 2-0 after the first inning, the two coldest bats in Tampa Bay's lineup heated up and knotted the game, 2-2, after five and a half innings. At that point, heavy rains caused Commissioner Bud Selig to suspend the game – a first in World Series history – for 46 hours. When play resumed on Wednesday, October 29, an RBI single by Pedro Feliz in the seventh inning scored Eric Bruntlett from third base and ended a 28-year title drought for the Phillies and a 25-year drought for the city.

	R	H	E	WP:	Romero; LP:	Howell
Tampa Bay	3	10	0	SV:	Lidge	
Phillies	4	8	1	HR:	Baldelli	
				Att:	45,940	



POSTSEASON HISTORY

2009 NATIONAL LEAGUE DIVISION SERIES

PHILLIES VS. COLORADO ROCKIES

(Phillies win series, 3 games to 1)

Game 1 – October 7

In his first career postseason appearance, Cliff Lee pitched the Phillies to a 5-1 win over the Rockies at Citizens Bank Park. Lee, who threw the ninth complete game in Phillies postseason history, held Colorado scoreless through his first 8.0 innings pitched and scattered six hits on the day while striking out five. Left fielder Raúl Ibáñez finished with two hits and two runs batted in.

	R	H	E	WP: Lee; LP: Jimenez
Colorado	1	6	1	HR: None
Phillies	5	12	0	Att: 46,452

Game 2 – October 8

Colorado evened up the series with a 5-4 win over Cole Hamels and the Phillies in front of a sellout crowd at Citizens Bank Park. Trailing, 4-0, after five innings, the Phillies battled back, scoring three runs in the sixth inning and one more in the eighth to make it a one-run game. Philadelphia had a pair of baserunners on in the ninth inning but could not get the tying run in off Rockies closer Huston Street.

	R	H	E	WP: Cook; LP: Hamels
Colorado	5	9	1	SV: Street
Phillies	4	11	0	HR: Werth; Torrealba Att: 46,528

Game 3 – October 11

Due to snow and record-low temperatures in the Denver area, Game 3, originally scheduled for October 10, was postponed to the following day. Despite a first-pitch temperature of 35 degrees at Coors Field, the Phillies beat the cold and the Rockies, 6-5. The Phils overcame a 3-1 deficit after three innings, broke a 4-4 tie in the sixth inning and a 5-5 tie in the ninth on a Ryan Howard sacrifice fly to take a 2-1 series lead.

	R	H	E	WP: Durbin; LP: Street
Phillies	6	8	0	SV: Lidge
Colorado	5	10	0	HR: Utley; Gonzalez Att: 50,109

Game 4 – October 12

The Phillies closed out the NLDS in dramatic, come-from-behind fashion with a 5-4 win at Coors Field. In the top of the ninth inning, Colorado held a two-run lead and was one out away from forcing a decisive Game 5 before a two-run double by Ryan Howard off Huston Street knotted the game, 4-4. Jayson Werth followed with a single to drive in Howard with the go-ahead run. Scott Eyre and Brad Lidge came on in the bottom of the inning to close out the game and send the Phils to the NLCS for the second straight year.

	R	H	E	WP: Madson; LP: Street
Phillies	5	9	2	SV: Lidge
Colorado	4	9	0	HR: Victorino, Werth Att: 49,940

2009 NATIONAL LEAGUE CHAMPIONSHIP SERIES

PHILLIES VS. LOS ANGELES DODGERS

(Phillies win series, 4 games to 1)

Game 1 – October 15

The Phillies opened the NLCS with an 8-6 win at Dodger Stadium. Philadelphia erased the Dodgers' early 1-0 lead with a five-run fifth inning, highlighted by Carlos Ruiz's three-run homer off LA starter Clayton Kershaw. Raúl Ibáñez added a three-run homer of his own in the eighth inning and Brad Lidge came on in the ninth to nail down the save.

	R	H	E	WP: Hamels; LP: Kershaw
Phillies	8	8	1	SV: Lidge
Los Angeles	6	14	0	HR: Ruiz, Ibáñez; Loney, Ramirez Att: 56,000

Game 2 – October 16

In his first postseason appearance with the Phillies, Pedro Martinez allowed only two hits over his 7.0 scoreless innings pitched, but Los Angeles tied up the series with a 2-1 win. Ryan Howard's fourth-inning solo home run off Dodgers starter Vicente Padilla gave the Phils a 1-0 lead. In the eighth inning, a Chase Utley throwing error on a double play attempt allowed the tying run to score, and Andre Ethier's bases-loaded walk off J.A. Happ drove in the eventual game-winning run.

	R	H	E	WP: Kuo; LP: Park; SV: Broxton
Phillies	1	4	1	HR: Howard
Los Angeles	2	5	0	Att: 56,000

Game 3 – October 18

In what was the largest margin of victory in the club's postseason history, the Phillies blanked the Dodgers, 11-0, at Citizens Bank Park. Cliff Lee turned in another gem, scattering three hits and striking out 10 over 8.0 innings. The Phillies exploded early for six runs on six hits, chasing Dodgers starter Hiroki Kuroda in the second inning. Ryan Howard and Shane Victorino led the way offensively, driving in three runs apiece.

	R	H	E	WP: Lee; LP: Kuroda
Los Angeles	0	3	0	HR: Werth, Victorino
Phillies	11	11	0	Att: 45,721

Game 4 – October 19

Jimmy Rollins' clutch hit gave the Phillies a dramatic 5-4 win in Game 4. Trailing 4-3 in the bottom of the ninth inning, Rollins laced a two-out double off Dodgers closer Jonathan Broxton to the right-center field gap, scoring pinch-runner Eric Bruntlett from second base and Carlos Ruiz from first. It marked the fourth walk-off win in Phillies postseason history.

	R	H	E	WP: Lidge; LP: Broxton
Los Angeles	4	8	0	HR: Howard; Kemp
Phillies	5	5	1	Att: 46,157

Game 5 – October 21

Philadelphia wrapped up its seventh National League pennant and second in as many years with a 10-4 win over the Dodgers at Citizens Bank Park. A three-run home run in the first inning by Jayson Werth, his first of two in the game, set the tone for the Phillies offense. Ryan Howard, who finished the series batting .333 with two homers and eight runs batted in, was named NLCS MVP.

	R	H	E	WP: Durbin; LP: Padilla
Los Angeles	4	8	0	HR: Werth (2), Feliz, Victorino;
Phillies	10	8	0	Ethier, Loney, Hudson Att: 46,214

POSTSEASON HISTORY

2009 WORLD SERIES

PHILLIES VS. NEW YORK YANKEES

(Yankees win series, 4 games to 2)

Game 1 – October 28

Chase Utley and Cliff Lee led the Phillies to a 6-1 win in the first-ever World Series game at new Yankee Stadium. Utley gave the Phils the early advantage with a pair of solo home runs off Yankees starter CC Sabathia, one in the third and the other in the sixth inning. Lee tied the Phillies postseason record with 10 strikeouts and threw his second complete game of the 2009 playoffs. New York managed to score an unearned run in the ninth inning off Lee, who allowed only eight base runners on the night, including five through his first 8.0 innings.

	R	H	E	WP: Lee; LP: Sabathia
Phillies	6	9	1	HR: Utley (2)
New York	1	6	0	Att: 50,207

Game 2 – October 29

The Series headed south to Philadelphia tied at 1-1 after the Yankees' 3-1 win in Game 2. Phillies starter Pedro Martinez (6.0 IP, 3 R) turned in a solid performance but he was bested by A.J. Burnett (7.0 IP, 1 R). Matt Stairs' RBI single in the second inning gave the Phils a 1-0 lead, but solo homers by Mark Teixeira and Hideki Matsui put New York ahead for good. Mariano Rivera came on in the eighth to earn a two-inning save for the Yankees.

	R	H	E	WP: Burnett; LP: Martinez
Phillies	1	6	0	SV: Rivera
New York	3	8	0	HR: Teixeira, Matsui Att: 50,181

Game 3 – October 31

After waiting out an 80-minute rain delay prior to Game 3, the Yankees took a 2-games-to-1 advantage in the Series with an 8-5 win at Citizens Bank Park. The Phillies jumped out to an early 3-0 lead off New York starter Andy Pettitte but could not hold on. One inning after Alex Rodriguez's two-run homer off Cole Hamels got the Yankees on the board, New York scored three more runs off Hamels in the fifth inning to take the lead and the game.

	R	H	E	WP: Pettitte; LP: Hamels
New York	8	8	1	HR: Werth (2), Ruiz; Rodriguez,
Phillies	5	6	0	Swisher, Matsui Att: 46,061

Game 4 – November 1

In a game that was back and forth early, the Yankees used a late charge to beat the Phillies, 7-4, at Citizens Bank Park. Pedro Feliz's two-out solo home run off Joba Chamberlain in the bottom of the eighth inning tied the game at four, but New York put together a two-out, three-run rally off Brad Lidge in the top of the ninth to stun the Phillies and take a 3-1 series lead.

	R	H	E	WP: Chamberlain; LP: Lidge
New York	7	9	1	SV: Rivera
Phillies	4	8	1	HR: Utley, Feliz Att: 45,903

Game 5 – November 2

With their backs against the wall, the Phillies turned to Cliff Lee, who delivered an 8-6 win over the Yankees at Citizens Bank Park. Philadelphia jumped out to a 3-1 lead thanks to a three-run homer by Chase Utley off A.J. Burnett in the first inning. Utley hit his second homer of the game – his record-tying fifth in the World Series – in the seventh inning off Phil Coke for his second multi-homer game of the series. Ryan Madson came on in the ninth for the save as the Phils staved off elimination and headed back up to New York for Game 6.

	R	H	E	WP: Lee; LP: Burnett
New York	6	10	0	SV: Madson
Phillies	8	9	0	HR: Utley (2), Ibañez Att: 46,178

Game 6 – November 4

The Phillies could not contain Hideki Matsui and the Yankees as New York took the Series with a 7-3 win at Yankee Stadium. Matsui finished the game with three hits and a record-tying six runs batted in en route to being named World Series MVP. Pedro Martinez took the loss for the Phillies, who could only manage three runs on four hits off winning pitcher Andy Pettitte.

	R	H	E	WP: Pettitte; LP: Martinez
Phillies	3	6	0	HR: Howard; Matsui
New York	7	8	0	Att: 50,315



POSTSEASON HISTORY

2010 NATIONAL LEAGUE DIVISION SERIES

PHILLIES VS. CINCINNATI REDS

(Phillies win series, 3 games to 0)

Game 1 – October 6

In his postseason debut, Roy Halladay became the second pitcher in MLB history to throw a no-hitter in the playoffs in a 4-0 win over Cincinnati. Halladay narrowly missed throwing his second perfect game of the calendar year as he walked one batter, Jay Bruce, in the fifth inning. After taking a 1-0 lead in the first inning, the Phillies extended their lead in the second on an RBI single by Halladay and a two-run base hit by Shane Victorino. The win was the Phillies' seventh consecutive victory in Game 1 of a postseason series, tying the National League record.

	R	H	E	WP:	LP:	HR:	Att:
Cincinnati	0	0	1	Halladay	Volquez	None	
Phillies	4	5	0			46,411	

Game 2 – October 8

Philadelphia took a 2-0 series lead in a wild, 7-4 victory at Citizens Bank Park. The series appeared to be heading to Cincinnati tied at one game apiece when the Reds took a 4-0 lead into the bottom of the fifth inning. The Phillies offense, however, responded and cut Cincinnati's lead to one (4-3) after six. In the seventh, Philadelphia plated three unearned runs to take the lead and the game. Reds outfielder Jay Bruce lost a fly ball hit by Jimmy Rollins in the lights with runners on first and second which allowed both runners to score. Five of the seven runs scored by the Phils were unearned and both teams combined to commit six errors in the game, which set a League Division Series single-game record.

	R	H	E	WP:	LP:	HR:	Att:
Cincinnati	4	6	4	Contreras	Chapman	Lidge	
Phillies	7	8	2			Phillips, Bruce	46,511

Game 3 – October 10

Cole Hamels threw a five-hit shutout to beat the Reds, 2-0, at Great American Ball Park and give the Phillies their first-ever postseason series sweep. The Phils took a 1-0 lead in the first inning when they capitalized on a throwing error by Reds shortstop Orlando Cabrera. Chase Utley belted the club's first home run of the postseason off Cincinnati starter Johnny Cueto in the fifth to put the Phils ahead, 2-0. Hamels, who struck out nine, became the third pitcher in team history to throw a postseason shutout.

	R	H	E	WP:	LP:	HR:	Att:
Phillies	2	8	1	Hamels	Cueto	Utley	
Cincinnati	0	5	2				44,599

2010 NATIONAL LEAGUE CHAMPIONSHIP SERIES

PHILLIES VS. SAN FRANCISCO GIANTS

(Giants win series, 4 games to 2)

Game 1 – October 16

The highly anticipated clash between former Cy Young Award winners Roy Halladay and Tim Lincecum went to the Giants as they took Game 1 at Citizens Bank Park, 4-3. The Phillies managed three runs on six hits off Lincecum but were shut down by the back of San Francisco's bullpen.

	R	H	E	WP:	LP:	HR:	Att:
San Francisco	4	9	0	Lincecum	Halladay	Wilson	
Phillies	3	7	0			Ruiz, Werth; Ross (2)	45,929

Game 2 – October 17

Philadelphia knotted the series at a game apiece with a 6-1 victory behind Roy Oswalt, who allowed only one run on three hits and struck out nine in 8.0 innings. The Phillies blew the game open with a four-run seventh, highlighted by a bases-clearing double by Jimmy Rollins.

	R	H	E	WP:	LP:	HR:	Att:
San Francisco	1	4	1	Oswalt	Sanchez	Ross	
Phillies	6	8	0				46,099

Game 3 – October 19

Cole Hamels pitched well but the Phillies' bats went quiet in a 3-0 loss at AT&T Park. Giants starter Matt Cain allowed only two hits over 7.0 innings en route to the victory.

	R	H	E	WP:	LP:	HR:	Att:
Phillies	0	3	1	Cain	Hamels	Wilson	
San Francisco	3	4	0				45,721

Game 4 – October 20

San Francisco walked off with a 6-5 win to take a 3-1 series lead. The Phils took a 4-3 lead into the bottom of the sixth inning, but the Giants scored two runs off the bullpen to grab a 5-4 advantage. Back-to-back doubles by Ryan Howard and Jayson Werth in the eighth tied the game, but the Giants rallied off Roy Oswalt, who entered in relief in the ninth, and won on pinch-hitter Juan Uribe's sacrifice fly.

	R	H	E	WP:	LP:	HR:	Att:
Phillies	5	9	1	Wilson	Oswalt	None	
San Francisco	6	11	0				43,515

Game 5 – October 21

Facing elimination, the Phillies extended the series behind a gutsy performance by Roy Halladay, who pitched with an injured groin in the 4-2 win. Jayson Werth's solo homer in the ninth inning gave closer Brad Lidge some insurance.

	R	H	E	WP:	LP:	HR:	Att:
Phillies	4	6	1	Halladay	Lincecum	Lidge	
San Francisco	2	7	2			Werth	43,713

Game 6 – October 23

The Phillies' postseason run came to an end in a 3-2 loss. With momentum and a sold-out crowd on their side, Philadelphia jumped out to a 2-0 lead in the first inning. However, the Giants tied it up in the top of the third and then used seven scoreless innings by their bullpen to stymie the Phils, who left 11 men on base and finished 2-for-11 with runners in scoring position. San Francisco took a 3-2 lead in the eighth on a solo homer by Juan Uribe off Ryan Madson and Giants closer Brian Wilson recorded the final five outs to end the Phils' chances for a third consecutive NL pennant.

	R	H	E	WP:	LP:	HR:	Att:
San Francisco	3	13	0	Lopez	Madson	Wilson	
Phillies	2	8	1			Uribe	46,214

POSTSEASON HISTORY

2011 NATIONAL LEAGUE DIVISION SERIES

PHILLIES VS. ST. LOUIS CARDINALS

(Cardinals win series, 3 games to 2)

Game 1 – October 1

The Phillies took the series lead with an 11-6 win at Citizens Bank Park. Cardinals starter Kyle Lohse kept the Phils' bats in check until they exploded for a five-run sixth inning, highlighted by Ryan Howard's go-ahead three-run homer. After allowing three runs in the first inning, Phils starter Roy Halladay sat down the final 21 batters faced to earn the win.

	R	H	E	WP:	LP:
St. Louis	6	7	1	HR: Howard, Ibañez; Berkman	
Phillies	11	14	0	Att: 46,480	

Game 2 – October 2

Philadelphia held a 4-0 lead after two innings against Cardinals starter Chris Carpenter who pitched on three days' rest for the first time in his career. Despite a nine-strikeout performance, Cliff Lee could not silence St. Louis' bats as they rallied for a 5-4 victory that evened the series at one game apiece.

	R	H	E	WP:	LP:	SV:
St. Louis	5	13	0	HR: None		Motte
Phillies	4	6	0	Att: 46,575		

Game 3 – October 4

A 3-2 win at Busch Stadium gave the Phillies a 2-1 series lead. Pinch-hitter Ben Francisco's three-run home run off Jaime Garcia in the seventh were all the runs Philadelphia needed. Cole Hamels started for the Phils and threw 6.0 scoreless innings. Ryan Madson recorded a five-out save when he worked out of a bases-loaded jam in the eighth and pitched out of trouble in the ninth.

	R	H	E	WP:	LP:
Phillies	3	7	0	SV: Madson	
St. Louis	2	12	0	HR: Francisco	
				Att: 46,914	

Game 4 – October 5

St. Louis avoided elimination with a 5-3 victory. The Phillies' first three batters of the game reached base which produced two runs, but the offense went cold from then on as Cardinals starter Edwin Jackson and the St. Louis bullpen kept the Phils at bay and sent the series back to Philadelphia for a decisive Game 5.

	R	H	E	WP:	LP:	SV:
Phillies	3	7	1	HR: Freese		Motte
St. Louis	5	6	0	Att: 47,071		

Game 5 – October 7

The Phillies came up short in a pitchers' duel between staff aces and former teammates Halladay and Carpenter in the series-deciding game. Back-to-back extra-base hits from the Cardinals' first two hitters of the night produced the game's only run. Carpenter, who did not allow a Phillies base runner past first base after the fourth inning, threw a three-hit shutout and denied the Phils a fourth straight trip to the National League Championship Series.

	R	H	E	WP:	LP:
St. Louis	1	6	1	HR: None	
Phillies	0	3	2	Att: 46,530	



PHILLIES ALL-TIME POSTSEASON LEADERS

BATTING

Games

T1.	Ryan Howard	46
T1.	Jimmy Rollins	46
T1.	Carlos Ruiz	46
T1.	Chase Utley	46
T1.	Shane Victorino	46

At-Bats

1.	Jimmy Rollins	188
2.	Shane Victorino	175
3.	Ryan Howard	170
4.	Chase Utley	164
5.	Carlos Ruiz	142

Runs

1.	Chase Utley	38
T2.	Jimmy Rollins	27
T2.	Jayson Werth	27
4.	Shane Victorino	25
5.	Ryan Howard	22

Hits

T1.	Jimmy Rollins	47
T1.	Shane Victorino	47
3.	Ryan Howard	44
4.	Chase Utley	43
5.	Jayson Werth	37

Doubles

1.	Ryan Howard	13
2.	Jimmy Rollins	12
T3.	Mike Schmidt	9
T3.	Shane Victorino	9
T5.	Raúl Ibañez	8
T5.	Garry Maddox	8
T5.	Carlos Ruiz	8
T5.	Jayson Werth	8

Triples

1.	Mariano Duncan	3
T2.	Shane Victorino	2
T2.	Jayson Werth	2
T4.	16 players	1

Home Runs

1.	Jayson Werth	11
2.	Chase Utley	10
3.	Ryan Howard	8
T4.	Lenny Dykstra	6
T4.	Shane Victorino	6

Extra-Base Hits

1.	Ryan Howard	22
2.	Jayson Werth	21
3.	Chase Utley	18
4.	Shane Victorino	17
5.	Jimmy Rollins	16

Total Bases

1.	Ryan Howard	83
T2.	Chase Utley	82
T2.	Jayson Werth	82
4.	Shane Victorino	78
5.	Jimmy Rollins	70

RBI

1.	Ryan Howard	33
2.	Shane Victorino	30
3.	Chase Utley	25
4.	Jayson Werth	23
5.	Raúl Ibañez	17

Walks

1.	Chase Utley	34
2.	Ryan Howard	26
T3.	Carlos Ruiz	24
T3.	Jayson Werth	24
5.	Jimmy Rollins	16

Stolen Bases

1.	Jimmy Rollins	11
2.	Chase Utley	10
3.	Shane Victorino	8
4.	Jayson Werth	5
T5.	Larry Bowa	4
T5.	Lenny Dykstra	4

Average (min. 75 PA)

1.	Pete Rose	.326
2.	Bob Boone	.279
3.	Garry Maddox	.271
T4.	Greg Luzinski	.269
T4.	Shane Victorino	.269

OPS (min. 75 PA)

1.	Jayson Werth	.966
2.	Greg Luzinski	.944
3.	Chase Utley	.902
4.	Ryan Howard	.845
5.	Carlos Ruiz	.789

PITCHING

Games

1.	Ryan Madson	33
2.	Brad Lidge	22
3.	Ron Reed	21
4.	Tug McGraw	18
5.	Chad Durbin	15

Games Started

T1.	Steve Carlton	13
T1.	Cole Hamels	13
T3.	Joe Blanton	6
T3.	Cliff Lee	6
T5.	Larry Christenson	5
T5.	Roy Halladay	5

Complete Games

T1.	Grover Alexander	2
T1.	Cliff Lee	2
T3.	Steve Carlton	1
T3.	George Chalmers	1
T3.	Roy Halladay	1
T3.	Cole Hamels	1
T3.	Charles Hudson	1
T3.	Erskine Mayer	1
T3.	Robin Roberts	1
T3.	Curt Schilling	1

Shutouts

T1.	Roy Halladay	1
T1.	Cole Hamels	1
T1.	Curt Schilling	1

Wins

1.	Cole Hamels	7
2.	Steve Carlton	6
3.	Cliff Lee	4
4.	Roy Halladay	3
T5.	Seven players	2

Losses

1.	Steve Carlton	5
2.	Cole Hamels	4
3.	Tug McGraw	3
T4.	11 players	2

Saves

1.	Brad Lidge	12
2.	Tug McGraw	5
3.	Mitch Williams	3
T4.	Al Holland	2
T4.	Ryan Madson	2

Innings Pitched

1.	Steve Carlton	89.1
2.	Cole Hamels	81.2
3.	Cliff Lee	46.1
4.	Joe Blanton	38.1
5.	Roy Halladay	38.0

Hits

1.	Steve Carlton	86
2.	Cole Hamels	65
3.	Cliff Lee	39
4.	Joe Blanton	36
T5.	Ryan Madson	33
T5.	Ron Reed	33

Runs

1.	Steve Carlton	36
2.	Cole Hamels	29
3.	Joe Blanton	19
4.	Larry Christenson	18
5.	Tommy Greene	17

Earned Runs

1.	Steve Carlton	33
2.	Cole Hamels	28
3.	Joe Blanton	18
T4.	Larry Christenson	17
T4.	Tommy Greene	17

Walks

1.	Steve Carlton	48
2.	Cole Hamels	21
3.	Tug McGraw	20
4.	Brett Myers	12
T5.	Joe Blanton	11
T5.	Tommy Greene	11
T5.	Ron Reed	11

Strikeouts

1.	Cole Hamels	77
2.	Steve Carlton	76
3.	Ryan Madson	43
4.	Cliff Lee	42
5.	Roy Halladay	35

ERA (min. 40.0 IP)

1.	Cliff Lee	2.33
2.	Cole Hamels	3.09
3.	Steve Carlton	3.32

DRAFT SELECTIONS

JUNE AMATEUR DRAFT FIRST-ROUND SELECTIONS (REGULAR PHASE)

Year	Player	Year	Player	Year	Player
1965	Mike Adamson, rhp (18th)	1987	Didn't have one – Matt Rambo, lhp (2nd round)	2006	Kyle Drabek, rhp (18th)
1966	Mike Biko, rhp (9th)	1988	Pat Combs, lhp (11th)	2007	Joe Savery, lhp (19th)
1967	Phil Meyer, lhp (14th)	1989	Jeff Jackson, of (4th)	2008	Anthony Hewitt, ss (24th)
1968	Greg Luzinski, 1b (11th)	1990	Mike Lieberthal, c (3rd)	2009	Didn't have one – Kelly Dugan, cf (2nd round)
1969	Mike Anderson, of (6th)	1991	Tyler Green, rhp (10th)	2010	Jesse Biddle, lhp (19th)
1970	Mike Martin, lhp (5th)	1992	Chad McConnell, of (13th)	2011	Didn't have one – Larry Greene, of (1st round supplemental)
1971	Roy Thomas, rhp (6th)	1993	Wayne Gomes, rhp (4th)	2012	Didn't have one – Shane Watson, rhp (1st round supplemental)
1972	Larry Christenson, rhp (3rd)	1994	Carlton Loewer, rhp (23rd)	2013	J.P. Crawford, ss (16th)
1973	John Stearns, c (2nd)	1995	Reggie Taylor, of (14th)	2014	Aaron Nola, rhp (7th)
1974	Lonnie Smith, of (3rd)	1996	Adam Eaton, rhp (11th)	2015	Cornelius Randolph, ss (10th)
1975	Sam Welborn, rhp (12th)	1997	J.D. Drew, of (2nd)	2016	Mickey Moniak, of (1st)
1976	Jeff Kraus, ss (17th)	1998	Pat Burrell, 3b (1st)	2017	Adam Haseley, of (8th)
1977	Scott Munninghoff, rhp (22nd)	1999	Brett Myers, rhp (12th)	2018	Alec Bohm, 3b (3rd)
1978	Rip Rollins, rhp (23rd)	2000	Chase Utley, 2b (15th)	2019	Bryson Stott, ss (14th)
1979	Didn't have one – Kyle Money, rhp (2nd round)	2001	Gavin Floyd, rhp (4th)	2020	Mick Abel, rhp (15th)
1980	Lebo Powell, c (13th)	2002	Cole Hamels, lhp (17th)	2021	Andrew Painter, rhp (13th)
1981	Johnny Abrego, rhp (20th)	2003	Didn't have one – Tim Moss, 2b (3rd round)		
1982	John Russell, c (13th)	2004	Greg Golson, of (21st)		
1983	Ricky Jordan, 1b (22nd)	2005	Didn't have one – Mike Costanzo, 3b (2nd round)		
1984	Peter Smith, rhp (21st)				
1985	Trey McCall, c (16th)				
1986	Brad Brink, rhp (7th)				

JANUARY AMATEUR DRAFT FIRST-ROUND SELECTIONS (REGULAR PHASE)

Year	Player	Year	Player	Year	Player
1966	John Vukovich, inf	1973	Alan Bannister, ss	1980	Tony Ghelfi, rhp
1967	Mike Coble, rhp	1974	Morris Cooper, rhp	1981	Eric Schmidt, rhp
1968	Steve Cates, lhp	1975	Richard Nesloney, rhp	1982	Jim King, ss
1969	Terry Enyart, lhp	1976	Jack Lazorko, rhp	1983	Danny Sheeley, rhp
1970	Russell Klogas, of	1977	Michael Childs, c	1984	Jeff Mays, rhp
1971	No selection	1978	Don Woodward, rhp	1985	Scott Steen, 3b/of
1972	Ricky Knepper, 3b	1979	Dean Baugh, inf/of	1986	Jesse Ellison, rhp

RULE 5 DRAFT SELECTIONS (SINCE 1989)

Year	Player	Year	Player
1989	Dave Hollins, 3b (Padres)	2007	Travis Blackley, lhp (Giants)
1990	N/A		Lincoln Holdzkorn, rhp (Red Sox)
1991	Todd Pratt, c (Orioles)	2008	Bobby Mosebach, rhp (Angels)
1992	Graeme Lloyd, rhp (Blue Jays)	2009	David Herndon, rhp (Angels)
1993	N/A	2010	Michael Martinez, inf (Nationals)
1994	Craig Worthington, 3b (Blue Jays)	2011	N/A
1995	Billy Wallace, rhp (Expos)	2012	Ender Inciarte, of (Diamondbacks)
1996	Edgar Ramos, rhp (Indians)	2013	Kevin Munson, rhp (Diamondbacks)
1997	Hector Mercado, lhp (Marlins)	2014	Odúbel Herrera, of (Rangers)
1998	David Miller, of (Indians)		Andy Oliver, lhp (Pirates)
1999	N/A	2015	Tyler Goeddel, of (Rays)
2000	N/A		Daniel Stumpf, lhp (Royals)
2001	N/A	2016	N/A
2002	N/A	2017	Nick Burdi, rhp (Twins)
2003	N/A	2018	Drew Jackson, inf (Dodgers)
2004	Shane Victorino, of (Dodgers)	2019	Vimael Machin, inf (Cubs)
2005	N/A	2020	Kyle Holder, ss (Yankees)
2006	Adam Donachie, c (Royals)	2021	Draft not held
	Jim Ed Warden, rhp (Indians)		
	Ryan Budde, c (Angels)		

ATTENDANCE RECORDS

CITIZENS BANK PARK

	Attendance	Date
Largest	45,989	7/21/12 vs SF
Single Game – Night	45,894	8/17/11 vs ARI
– Day	45,989	7/21/12 vs SF
Doubleheaders – Day	38,056	4/9/06 vs LAD
– Twi-Nighter	43,449	6/4/05 vs ARI
Home Openers – Day	45,574	4/9/12 vs MIA
– Night	44,532	4/5/09 vs ATL
Memorial Day	45,186	5/25/09 vs FLA
Independence Day	45,141	7/4/09 vs NYM
Labor Day	45,518	9/6/10 vs FLA (gm 1)
Monday	45,841	5/23/11 vs CIN
Tuesday	45,770	8/23/11 vs NYM
Wednesday	45,894	8/17/11 vs ARI
Thursday	45,810	6/30/11 vs BOS
Friday	45,762	8/12/11 vs WSH
Saturday	45,989	7/21/12 vs SF
Sunday	45,863	6/26/11 vs OAK
Businessperson's Special	45,810	6/30/11 vs BOS
Day of Game Walk-up – Night	11,304	5/15/07 vs MIL
– Day	8,366	4/9/06 vs LA

ALL-TIME

Attendance	Date
63,816	7/3/84 vs CIN
63,816	7/3/84 vs CIN
61,068	9/1/03 vs BOS
40,720	5/11/47 vs BKN
63,346	8/10/79 vs PIT
60,985	4/9/93 vs CHI
60,404	4/13/81 vs PIT
51,381	5/28/79 vs CHI
63,283	7/4/77 vs NYM
61,068	9/1/03 vs BOS
63,501	7/5/82 vs SF
63,816	7/3/84 vs CIN
57,903	6/23/93 vs ATL
55,884	7/29/93 vs STL
63,346	8/10/79 vs PIT
58,086	7/3/99 vs CHI
60,960	6/22/03 vs BOS
57,903	6/23/93 vs ATL
27,720	7/5/82 vs SF
22,511	8/5/82 vs MTL

BY TEAM

CITIZENS BANK PARK

ALL-TIME

	Attendance	Date (D/N)	Attendance	Date (D/N)
Arizona	45,894	8/17/11 (N)	45,894	8/17/11 (N)
Atlanta	45,853	7/10/11 (D)	60,120	5/6/73 (D)
Chicago	45,738	6/11/11 (D)	61,177	7/15/77 (TWN)
Cincinnati	45,841	5/23/11 (N)	63,816	7/3/84 (N)
Colorado	45,425	5/19/11 (N)	58,627	4/11/94 (D)
Los Angeles	45,777	6/6/11 (N)	60,942	7/5/76 (N)
Miami	45,880	6/15/11 (gm2) (N)	58,508	6/20/93 (D)
Milwaukee	45,743	4/20/11 (D)	55,393	7/3/98 (N)
New York Mets	45,829	4/15/12 (D)	63,283	7/4/77 (N)
Pittsburgh	45,809	7/31/11 (D)	63,346	8/10/79 (TWN)
St. Louis	45,572	9/16/11 (N)	60,561	8/10/81 (N)
San Diego	45,640	7/25/11 (D)	57,521	7/3/93 (N)
San Francisco	45,989	7/21/12 (D)	63,501	7/5/82 (N)
Washington	45,762	8/12/11 (N)	55,352	4/10/71 (D)

SEASON

	Attendance	Date
Home total	3,680,718	2011
Home average	45,441	81 dates, 2011
Road total	2,690,366	2008
Road average	33,214	81 dates, 2008
4 games, 4 days	185,679	FLA (6/17-20/93)
4 games, 3 days	181,690	FLA (6/14-16/11)
3 games, 3 days	174,953	ATL (9/26-28/03)
5 games, 4 days	186,389	MTL (7/6-9/78)
2 games, 2 days	91,636	ARI (8/16-17/11)
6-date homestand	289,883	STL-PIT (7/27-8/1/93)
Sellouts	81	2010, 2011
Consecutive sellouts	257	7/7/09-8/5/12
Consecutive crowds, 40,000-plus	313	5/1/09-4/5/13
Crowds, 50,000-plus	16	1993

TOP 10 CROWDS AT CITIZENS BANK PARK

Regular Season Only

45,989	7/21/12	SF (D)
45,894	8/17/11	ARI (N)
45,880	6/15/11 (gm 2)	FLA (N)
45,863	6/26/11	OAK (D)
45,853	7/10/11	ATL (D)
45,841	5/23/11	CIN (N)
45,829	4/15/12	NYM (D)
45,810	6/30/11	BOS (D)
45,809	7/31/11	PIT (D)
45,800	7/27/11	SF (N)

Overall

46,575	10/2/11	STL (N)
		NLDS #2
46,530	10/7/11	STL (N)
		NLDS #5
46,528	10/8/09	COL (D)
		NLDS #2
46,511	10/8/10	CIN (N)
		NLDS #2
46,480	10/1/11	STL (N)
		NLDS #1
46,452	10/7/09	COL (D)
		NLDS #1
46,411	10/6/10	CIN (N)
		NLDS #1
46,214	10/21/09	LAD (N)
		NLCS #5
46,208	10/2/08	MIL (N)
		NLDS #2
46,178	11/2/09	NYN (N)
		WS #5

ALL-TIME WIN/LOSS RECORDS

RECORD VS OPPONENTS SINCE 1883

Franchise	Record	Pct.
Arizona	76-79	.490
Atlanta-Milwaukee-Boston	1,185-1,299	.477
Chicago	1,120-1,236	.475
Cincinnati	960-1,140	.457
Colorado	114-93	.550
Los Angeles-Brooklyn	922-1,178	.439
Miami	261-222	.540
Milwaukee*	86-72	.544
New York Mets	536-499	.518
Pittsburgh	1,073-1,222	.468
St. Louis	974-1,237	.441
San Diego	275-220	.555
San Francisco-New York	934-1,271	.426
Washington-Montreal	463-440	.513

* Milwaukee switched to the NL in 1998.

REGULAR SEASON RECORD BY BALLPARK

Ballpark (Opening Year)	Record	Pct.
Chase Field (1998)	33-43	.434
Truist Park (2017)	14-26	.350
Wrigley Field (1916)	399-488	.450
Great American Ball Park (2003)	28-33	.459
Coors Field (1995)	43-49	.467
Dodger Stadium (1962)	141-177	.443
loanDepot park (2012)	40-51	.440
American Family Field (2001)	33-31	.516
Citi Field (2009)	53-62	.461
PNC Park (2001)	23-39	.371
Busch Stadium (2006)	28-31	.475
Petco Park (2004)	37-18	.673
Oracle Park (2000)	26-45	.366
Nationals Park (2008)	60-69	.465

INTERLEAGUE PLAY

Year	W-L	Home	Road	Year	W-L	Home	Road
1997	5-10	4-2	1-8	2010	10-8	5-4	5-4
1998	7-9	3-5	4-4	2011	9-6	6-3	3-3
1999	11-7	5-4	6-3	2012	5-10	2-4	3-6
2000	9-9	5-4	4-5	2013	7-13	5-5	2-8
2001	7-11	4-5	3-6	2014	7-13	5-5	2-8
2002	10-8	3-6	7-2	2015	8-12	5-5	3-7
2003	8-7	4-5	4-2	2016	11-9	7-3	4-6
2004	9-9	5-4	4-5	2017	5-15	3-7	2-8
2005	7-8	3-3	4-5	2018	12-8	5-5	7-3
2006	5-13	3-6	2-7	2019	11-9	4-6	7-3
2007	8-7	6-3	2-4	2020	7-13	6-6	1-7
2008	4-11	2-7	2-4	2021	8-12	5-5	3-7
2009	6-12	1-8	5-4	Totals	196-249	106-120	90-129

Team	Record	Pct.	Ballpark	Record	Pct.
Baltimore	29-33	.468	Camden Yards (1992)	16-15	.516
Boston	33-48	.407	Fenway Park (1912)	+18-32	.360
Chicago	11-8	.579	Guaranteed Rate Field (1991)	2-3	.400
Cleveland	11-8	.579	Progressive Field (1994)	4-7	.364
Detroit	10-12	.455	Comerica Park (2000)	6-5	.545
Houston*	293-279	.512	Minute Maid Park (2000)	18-27	.400
Kansas City	8-7	.533	Kauffman Stadium (1973)	3-3	.500
Los Angeles	1-12	.077	Angel Stadium (1966)	1-7	.125
Minnesota	10-11	.476	Target Field (2010)	4-5	.444
New York	19-19	.500	Yankee Stadium (2009)	6-6	.500
Oakland	8-10	.444	Oakland Coliseum (1968)	3-6	.333
Seattle	6-10	.375	T-Mobile Park (1999)	4-4	.500
Tampa Bay	12-22	.353	Tropicana Field (1998)	6-11	.353
Texas	7-8	.467	Globe Life Field (2020)	0-0	.000
Toronto	27-39	.409	Rogers Centre (1989)	12-15	.444
			Sahlen Field (Buffalo)	0-2	.000
			TD Ballpark (Dunedin)	1-2	.333

* Houston switched to the AL in 2013; + Includes NL games played in 1914-15

BEST SEASON RECORDS

All records are from 1950 to present unless otherwise indicated.

HOME GAMES			DAY GAMES			VS LHP			EXTRA-INNING GAMES			ONE-RUN GAMES		
Year	Record	Pct.	Year	Record	Pct.	Year	Record	Pct.	Year	Record	Pct.	Year	Record	Pct.
1977	60-21	.741	2021	34-18	.654	2011	30-14	.682	1968	9-2	.818	1950	30-16	.652
1901	46-23	.667	2011	33-18	.647	1955	29-15	.659	1979	11-3	.786	1962	26-14	.650
1978	54-28	.659	2005	34-20	.630	1976	31-17	.646	2003	10-3	.769	2010	29-17	.630
1900	45-23-2	.657	2009	28-17	.622	2009	29-16	.644	1967	12-5	.706	1964	28-18	.609
1976	53-28	.654	1976	36-23	.610	1993	31-18	.633	1916	9-4	.692	2011	28-19	.596
									1934	9-4	.692			
ROAD GAMES			NIGHT GAMES			VS RHP			SHO GAMES			DOUBLEHEADERS		
Year	Record	Pct.	Year	Record	Pct.	Year	Record	Pct.	Year	Record	Pct.	Year	Record	Pct.
2011	50-31	.617	1950	36-19	.655	1977	79-45	.637	1993	11-2	.846	2003	2-0-1	.833
1976	48-33	.593	1977	71-39	.645	1976	70-44	.614	2011	21-7	.750	2004	2-0-1	.833
2009	48-33	.593	1976	65-38	.631	2011	72-46	.610	2002	9-3	.750	2009	2-0-1	.833
1913	45-30-6	.592	2010	70-41	.631	2010	69-45	.605	2010	21-11	.656	2001	3-1-1	.700
1905	44-33-1	.571	2011	69-42	.622	1963	64-44	.593	2012	11-6	.647	1967	7-2-6	.667
												1974	6-2-4	.667

SEASON STARTS

BEST		WORST	
Year	W-L	Year	W-L
1911	12-3; 13-3; 14-4	1883	0-8
1915	8-0	1928	4-19; 5-23
1964	10-2	1930	6-15; 11-22
1976	22-8; 26-9	1934	0-7; 2-8; 4-13; 6-14
1979	12-4; 14-5; 21-7	1938	1-10; 2-11; 3-13; 4-15
1981	11-5	1941	2-9; 3-10
1993	7-1; 17-5; 23-7; 28-12	1942	2-7; 3-12; 5-15; 6-17; 8-22
1995	10-3; 15-5; 23-8	1945	2-7; 3-13
2001	6-2; 14-6; 20-12; 25-16; 30-17	1946	1-5; 2-11
2010	7-1; 18-11; 24-13	1982	2-8; 3-11
2011	3-0; 5-1; 10-4; 15-6; 21-9	1985	1-8
2019	4-0; 5-1; 7-2	1987	1-8
2021	4-0; 5-1	2000	6-14; 7-18
		2002	8-18
		2004	1-6
		2006	1-6
		2007	1-6; 4-11

BROTHERS WHO PLAYED FOR THE PHILLIES

Dave and Dennis Bennett*
 Dino and Lou Chiozza*
 Ed and Tom Delahanty*
 Garvin and Granny Hamner*
 Fritz and George Knothe
 Laynce and Jayson Nix
 Bill and Roy Thomas*
 Jim and Wally Westlake

*were teammates

BEST/WORST HOMESTANDS & ROAD TRIPS

Minimum 6 games

BEST HOMESTANDS

Pct.	W-L	Dates	Opponents
1.000	8-0	June 30-July 7, 1977	PIT, NYM
1.000	7-0	Sept. 24-28, 1929	BKN, BOS
1.000	7-0	May 13-18, 1975	CIN, ATL
1.000	7-0	Aug. 6-12, 1991	CHI, MTL
1.000	7-0	July 23-29, 2010	COL, ARI
1.000	6-0	June 18-22, 1892	BKN, BAL
1.000	6-0	Sept. 5-9, 1905	BKN, BOS
1.000	6-0	Sept. 7-12, 2012	COL, MIA
.933	14-1	July 7-23, 1890	CIN, CLE, PIT, CHI, PIT
.923	12-1	May 31-June 12, 2005	SF, ARI, TEX, MIL
.900	9-1	July 3-12, 2009	NYM, CIN, PIT
.889	8-1	May 27-June 4, 1986	SF, SD, LAD
.889	8-1	May 3-12, 2002	COL, HOU, ARI
.875	7-1-1	April 22-May 1, 1897	NYG, BOS, BKN
.875	7-1	April 22-May 4, 1909	BOS, BKN, NYG
.875	14-2	July 14-24, 1955	MIL, CHI, CIN, STL
.875	7-1	May 3-11, 2006	ATL, SF, NYM
.867	13-2-3	Sept. 22-Oct. 9, 1886	WSH, CHI, STL, KC, DET
.867	13-2	May 9-26, 1917	STL, PIT, CHI, CIN
.857	6-1	July 22-29, 1901	BOS, BKN
.857	6-1	Sept. 12-18, 1986	NYM, PIT, STL
.857	6-1	Sept. 1-7, 2003	BOS, MTL, NYM
.857	6-1	Sept. 11-17, 2009	NYM, WSH
.846	11-2	July 22-Aug. 3, 1952	PIT, CHI, CIN, STL

WORST HOMESTANDS

Pct.	W-L	Dates	Opponents
.000	0-7	Sept. 21-27, 1964	CIN, MIL
.000	0-6	May 1-7, 1883	PRO, BOS
.000	0-6	June 15-20, 2016	TOR, ARI
.000	0-6	Aug. 29-Sept. 4, 2016	WSH, ATL
.100	1-9-1	July 6-20, 1941	NYG, PIT, STL, CHI, CIN
.100	1-9	Aug. 9-19, 2004	COL, SF, HOU
.111	1-8	May 4-13, 1937	CHI, PIT, CIN, STL
.111	1-8	Aug. 20-29, 1979	ATL, HOU, CIN
.111	1-8	June 12-21, 2009	BOS, TOR, BAL
.125	1-7	June 13-22, 1961	STL, CIN, PIT
.143	1-6	June 18-22, 1929	BOS, NYG
.143	1-6	Sept. 23-28, 1939	BKN, BOS, NYG
.143	1-6	May 16-26, 1960	STL, CHI, LAD, SF
.143	1-6	April 10-16, 1987	CHI, NYM
.143	1-6	June 24-July 2, 1921	NYG, BKN
.143	1-6	July 1-7, 1991	STL, NYM
.143	1-6	June 27-July 3, 1995	CIN, ATL
.143	1-6	Aug. 8-14, 1995	NYM, MTL
.143	1-6	Sept. 3-9, 1999	CIN, HOU
.143	1-6	June 1-7, 2012	MIA, LAD
.143	1-6	June 26-July 2, 2015	WSH, MIL
.143	1-6-1	June 27-July 2, 1961	SF, LAD

BEST ROAD TRIPS

Pct.	W-L	Dates	Opponents
1.000	7-0	July 11-15, 1968	PIT, NYM
1.000	6-0	April 14-21, 1915	BOS, NYG
.900	9-1	Aug. 1-10, 2011	COL, SF, LAD
.875	7-1	Sept. 22-28, 1983	MTL, STL, CHI
.857	6-1	April 12-18, 1911	NYG, BOS
.857	6-1	Aug. 29-Sept. 2, 1929	BOS, BKN, NYG
.857	6-1	July 1-6, 1958	PIT, MIL, CIN
.857	6-1	May 29-June 4, 1967	SF, LAD, HOU
.857	6-1	May 2-8, 1995	CIN, ATL
.857	6-1	June 19-25, 1995	NYM, STL
.857	6-1	Aug. 27-Sept. 2, 2010	SD, LAD, COL
.833	5-1	May 26-30, 1954	BKN, PIT
.833	5-1	Sept. 3-9, 1962	HOU, MIL
.833	5-1	May 18-22, 1974	PIT, STL
.833	5-1	April 14-21, 1976	MTL, CHI, PIT
.833	5-1	May 28-June 2, 1993	COL, CIN
.833	5-1	May 12-17, 1995	HOU, FLA
.833	5-1	May 7-12, 1999	COL, STL
.833	5-1	June 7-12, 2002	DET, CLE
.833	5-1	Aug. 20-25, 2002	MIL, STL
.833	5-1	June 24-29, 2003	ATL, BAL
.833	5-1	Sept. 21-26, 2004	FLA, MTL
.833	5-1	Aug. 9-14, 2005	LAD, SD
.833	5-1	July 29-Aug. 3, 2008	WSH, STL
.833	5-1	Sept. 16-21, 2008	ATL, FLA
.833	5-1	April 5-11, 2010	WSH, HOU
.833	5-1	Sept. 10-15, 2010	NYM, FLA
.833	5-1	April 22-28, 2016	MIL, WSH
.818	9-2	June 24-July 2, 1969	NYM, MTL, PIT
.818	9-2	May 9-20, 1984	HOU, SD, LAD, SF

WORST ROAD TRIPS

Pct.	W-L	Dates	Opponents
.000	0-9	Aug. 11-24, 1883	NYG, BOS, PRO
.000	0-8	June 8-16, 2015	CIN, PIT, BAL
.000	0-8	Sept. 20-27, 2018	ATL, COL
.000	0-7	April 23-29, 1938	BOS, NYG, BKN
.000	0-7	Aug. 2-6, 1961	CIN, STL
.000	0-7	July 19-25, 1968	CIN, STL
.000	0-7	June 26-July 2, 1997	ATL, BAL
.000	0-7	Aug. 27-Sept. 2, 1999	COL, SF
.000	0-6	June 27-July 3, 1919	BKN, BOS
.000	0-6	April 17-22, 1934	NYG, BKN
.000	0-6	Aug. 10-16, 1942	BKN, NYG
.000	0-6	May 19-25, 1975	HOU, CIN
.000	0-6	June 22-27, 1990	NYM, PIT
.000	0-6	June 13-19, 1996	COL, STL
.000	0-6-1	April 23-29, 1935	BKN, NYG, BOS
.071	1-13	July 25-Aug. 6, 1939	PIT, CIN, CHI, STL
.091	1-10	Aug. 11-20, 1961	PIT, CHI, MIL
.100	1-9	May 29-June 7, 1884	BOS, PRO, BOS, PRO, NYG
.105	2-17	May 5-27, 1928	CHI, STL, CIN, PIT, BKN, BOS, NYG
.100	1-9	May 22-June 1, 1972	MTL, PIT, NYM
.111	1-8	June 19-29, 1883	BOS, PRO, BOS, PRO, NYG
.111	1-8	Aug. 16-24, 1888	LAD, SF, SD
.111	1-8	May 23-31, 1989	LAD, SF, SD
.111	1-8	July 28-Aug. 6, 1995	CHI, ATL, CIN
.111	1-8	July 19-28, 2013	NYM, STL, DET

SWEEP INFORMATION

LAST SWEEP BY PHILLIES

@PHI	@OPP	2-GAME SERIES	@PHI	@OPP
None	None	ARI	None	None
5/3-4/06	8/8-9/17	ATL	8/31-9/1/04	5/3-4/89
9/23-24/92	5/16-17/12	CHI	4/14-16/89	9/16-17/92
4/9-10/63	4/26-28/96	CIN	4/5-7/96	8/26-27/91
None	4/21-22/08	COL	None	None
None	7/23-24/19	DET	None	None
5/18-21/87	6/16-17/80	LAD	4/30-5/1/97	9/1-2/98
4/26-27/17	5/1-2/06	MIA	6/4-5/02	4/15-16/98
None	None	MIL	None	None
4/12-13/83	8/14-15/92	NYM	7/21-22/03	4/3-4/18
6/19-20/90	4/8-10/96	PIT	9/10-11/90	6/21-22/94
9/8-9/75	5/4-5/09	STL	8/11-12/92	5/16-17/11
7/30-31/91	7/28-29/97	SD	4/11-13/97	8/8-9/73
4/30-5/1/91	5/21-22/90	SF	4/15-16/97	6/14-15/78
9/2-3/03 (MTL)	8/25-26/20	WSH	6/22-23/21	7/18-19/01 (MTL)
7/3-4/18	None	BAL	None	6/15-16/15
6/21/22/03	8/20-21/19	BOS	9/14-15/19	6/12-13/17
9/20-21/16	None	CWS	None	None
None	None	CLE	None	4/30-5/1/13
5/14-15/12	None	HOU	5/5-6/87	4/26-27/88
None	None	LAA	5/13-14/14	8/12-13/14
6/12-13/21	None	NYJ	None	7/20-21/21
None	6/27-28/17	SEA	5/9-10/17	None
None	None	TB	8/24-25/21	5/29-30/21
None	None	TOR	6/15-16/16	8/20/20 (Buffalo)

LAST SWEEP BY OPPONENT

@PHI	@OPP	3-GAME SERIES	@PHI	@OPP
5/15-17/15	6/27-29/16	ARI	6/16-18/17	8/17-19/21
4/1-4/21	6/16-18/14	ATL	9/2-4/16	9/28-30/21
8/13-15/19	7/24-26/15	CHI	7/25-27/00	5/27-29/16
4/9-11/18	5/12-14/06	CIN	6/27-29/95	4/4-7/16
5/17-19/19	8/1-3/11	COL	5/29-31/15	4/26-28/02
5/18-20/04	8/8-10/11	LAD	8/22-24/97	5/31-6/2/19
9/12-14/17	9/13-15/10	MIA	6/21-23/19	5/29-31/17
7/23-25/12	5/14-16/10	MIL	4/8-10/14	8/14-16/15
8/6-8/21	4/26-28/13	NYM	4/10-12/17	4/13-14/21
7/29-31/11	7/10-12/98	PIT	9/18-20/00	6/12-14/15
8/15-17/03	8/1-3/06	STL	4/3-6/06	6/9-11/17
6/10-12/14	8/7-9/15	SD	8/25-27/98	8/14-16/17
5/5-7/06	5/18-20/84	SF	8/13-15/04	6/1-3/18
8/25-27/14	8/30-9/2/21	WSH	9/11-12/18	6/19-20/19
None	6/27-29/03	BAL	8/11-13/20	6/30-7/2/97
6/2-4/00	None	BOS	6/24-26/05	9/4-6/15
6/11-13/07	None	CWS	None	None
4/29-5/1/16	None	CLE	None	None
None	6/7-9/02	DET	None	7/26-28/13
8/5-7/14	4/9-11/10	HOU	9/5-7/05	7/25-27/05
None	None	LAA	6/20-22/08	8/1-3/17
9/1-3/97	None	NYJ	None	6/30-7/2/98
None	None	SEA	6/3-5/03	None
None	4/13-15/18	TB	None	9/25-27/20
6/7-9/05	None	TEX	None	5/16-18/17
None	None	TOR	6/16-18/09	6/15-17/12

@PHI	@OPP	4-GAME SERIES	@PHI	@OPP
None	None	ARI	6/17-20/16	None
7/28-31/17	5/5-8/95	ATL	6/27-29/14	9/20-23/18
9/29-10/2/80	6/14-17/84	CHI	7/6-8/45 (5G)	5/11-13/73
7/8-11/10	8/29-9/1/11	CIN	7/22-24/96	6/24-26/96
7/23-26/10	None	COL	None	9/24-27/18
8/22-25/08	8/29-9/1/85	LAD	6/4-7/12	8/11-14/08
8/2-5/18	None	MIA	None	7/26-29/04
5/3-6/21	7/7-10/14	MIL	6/29-7/2/15	None
6/24-27/19	6/19-22/95	NYM	8/24-27/15	None
4/19-22/18	7/11-13/68	PIT	8/2-4/40	8/8-10/80
8/26-28/37	8/3-6/1913	STL	6/30-7/2/72	8/4-7/86
8/25-27/97	4/21-24/11	SD	None	7/9-12/92
5/7-10/18	8/6-8/43 (NYG)	SF	7/31-8/3/98	8/30-9/2/99
8/31-9/3/20	8/2-5/21	WSH	9/20-22/11	9/23-26/19 (5G)
7/21-23/78	7/17-19/62	HOU	8/23-26/10	9/4-7/09

BEST/WORST MONTHLY RECORDS

BEST		
Year	W-L-T	Pct.
April		
1897	7-1-1	.875
1964	9-2	.818
1911	11-3	.786
1915	11-3	.786
1993	17-5	.773
Most Wins: 18 – 2011		
May		
1976	22-5	.815
1995	21-7	.750
2001	20-8	.714
1913	17-7	.708
1982	19-8	.704
Most Wins: 22 – 1976		
June		
1892	22-5	.815
1981	7-2	.778
1893	19-6	.760
1899	16-7	.696
1905	18-8	.692
Most Wins: 22 – 1892		
July		
1890	21-6	.778
2009	20-7	.741
1886	17-7	.708
1952	22-10	.688
2011	17-8	.680
Most Wins: 22 – 1950, 1952		
August		
1977	22-7	.759
2011	18-7	.720
1950	20-8-1	.714
1891	17-7-1	.708
1887	16-7-1	.696
Most Wins: 22 – 1977		
September		
2010	21-6	.778
1887	16-5	.762
1983	22-7	.759
1916	22-9-1	.710
2004	19-8	.704
Most Wins: 22 – 1916, 1983		
October		
1907	6-0	1.000
1887	6-0-1	1.000
1925	3-0	1.000
1965	3-0-1	1.000
1976	3-0	1.000
Most Wins: 9 – 1898		

WORST		
Year	W-L-T	Pct.
April		
1938	1-10	.091
1935	2-9-2	.182
1946	2-9	.182
1904	2-8-1	.200
1943	1-4	.200
Most Losses: 18 – 2002		
May		
1928	3-22	.120
1904	4-19	.174
1883	4-16	.200
2017	6-22	.214
1923	7-23	.233
Most Losses: 23 – 1923		
June		
1997	4-22	.154
1936	4-19	.174
1921	5-21	.192
1938	5-20	.200
1942	5-19	.208
Most Losses: 24 – 1945		
July		
1883	3-17	.150
1928	6-22	.214
1941	6-20-1	.231
1939	7-23	.233
1930	8-25	.242
Most Losses: 25 – 1930		
August		
1883	2-17	.105
1936	4-24	.143
1934	4-21	.160
1961	7-26	.212
1927	7-25-1	.219
Most Losses: 26 – 1961		
September		
1939	6-27	.182
1883	3-13-1	.188
1924	6-21	.222
1942	6-21	.222
1927	6-20	.231
Most Losses: 27 – 1939		
October		
1927	0-3	.000
1987	0-3	.000
1937	0-2	.000
1938	0-2	.000
1969	0-2	.000
Most Losses: 7 – 1911		

20 OR MORE WINS IN A MONTH

22-5	June 1892	22-7	September 1883	21-14	July 1955	20-11	August 1967
22-9-1	September 1916	21-6	July 1890	21-10	July 1963	20-11	June 1975
22-13-1	July 1950	21-6	September 2010	21-7	May 1995	20-9	June 1976
22-10	July 1952	21-10	August 1899	20-12	July 1908	20-9	August 1991
22-5	May 1976	21-10	July 1912	20-11	June 1949	20-8	May 2001
22-7	August 1977	21-10	September 1915	20-8-1	August 1950	20-7	July 2009
		21-11	August 1917	20-11	July 1957		

LONG GAMES

LONGEST EXTRA-INNING GAMES

Innings	Date	Clubs/Score
21	7/17/1918 at CHI	Cubs 2, Phillies 1
20	8/24/1905 vs CHI	Cubs 2, Phillies 1
20	4/30/1919 vs BKN	Phillies 9, Robins 9
20	5/4/1973 vs ATL	Phillies 5, Atlanta 4
20	7/7/1993 vs LAD	Phillies 7, Dodgers 6
19	6/13/1918 vs STL	Phillies 8, Cardinals 8
19	9/15/1950 vs CIN	Phillies 8, Reds 7
19	5/25/2011 vs CIN	Phillies 5, Reds 4
18	6/1/1919 at BKN	Phillies 10, Robins 9
18	6/9/1949 vs PIT	Phillies 4, Pirates 3
18	10/2/1965 at NYM	Phillies 0, Mets 0
18	5/21/1967 vs CIN	Phillies 2, Reds 1
18	8/1/1972 at NYM	Mets 3, Phillies 2
18	8/24/2013 vs ARI	D-backs 12, Phillies 7
17	9/2/1908 vs BKN	Phillies 3, Superbas 2
17	9/6/1952 vs BOS	Phillies 7, Braves 6
17	6/2/1972 vs CIN	Reds 6, Phillies 3
17	9/13/1974 vs STL	Cardinals 7, Phillies 3
17	8/21/1980 vs SD	Phillies 9, Padres 8
17	9/21/1981 at MTL	Expos 1, Phillies 0
17	6/27/1986 at STL	Phillies 2, Cardinals 1
17	6/27/2003 at BAL	Phillies 4, Orioles 2

LATEST-ENDING GAMES

4:40 a.m.	7/2/1993 vs SD (DH and rain)
3:23 a.m.	8/10/1977 vs MTL (DH and rain)
3:15 a.m.	9/26/1975 vs NYM (DH and rain)
3:11 a.m.	6/9/1980 vs SF (rain)
2:13 a.m.	7/26/1988 vs NYM (rain)
2:12 a.m.	8/24/2013 vs ARI (extra innings)
2:07 a.m.	9/28/2006 at WSH (rain)
2:06 a.m.	9/13/1974 vs STL (extra innings and rain)
2:06 a.m.	6/12/2000 vs FLA (rain)

LONGEST RAIN DELAYS

5 hours, 54 minutes	7/2/1993 vs SD (three delays in game 1 of 1:10, 1:56 and 2:48)
5 hours	6/9/1980 vs SF (two delays of 1:28 and 3:32)
4 hours, 56 minutes*	8/10/1977 vs MTL; DH (two delays in game 1 of 1:03 and 2:27; 1:26 delay in game 2)
4 hours, 27 minutes	9/28/2006 at WSH
3 hours, 57 minutes	4/30/2005 vs FLA (three delays of 1:01, :45 and 2:11)
3 hours, 54 minutes	6/14/2004 vs CIN (three delays of 1:05, 2:18 and :31)
3 hours, 51 minutes	6/15/1995 at COL
3 hours, 34 minutes	6/12/2000 vs FLA (two delays of :59 and 2:35)
3 hours, 32 minutes	6/9/1980 vs SF (2nd delay)
3 hours, 30 minutes	8/10/1977 vs MTL (two delays in game 1 of 1:03 and 2:27)
3 hours, 25 minutes	7/26/1988 vs NYM
3 hours, 10 minutes	10/4/1980 vs MTL

* Combined delay for both games of doubleheader.

CLUB STREAKS

WINNING (SINCE 1887)

16	1887 (11 road), 1890 (2 road), 1892 (5 road)
13	1977 (5 road), 1991 (4 road)
12	1895 (all home)
11	1955 (all home), 1983 (6 road), 2010 (7 home)
10	1894 (all home), 1901 (3 road), 1984 (9 road), 2009 (7 home)
9	1892 (all home), 1905 (1 road), 1969 (all road), 2006 (3 road), 2011 (6 road)

CONSECUTIVE WINS – HOME

16	1977, 1991
14	1890
12	1895, 2010
11	1892, 1899, 1955, 1977

CONSECUTIVE WINS – ROAD

13	1976 (CHI, PIT, ATL, HOU, STL)
12	1887 (IND, DET, PIT, NYG)
10	1969 (NYM, MTL, PIT, CHI)
9	1954 (MIL, CIN, STL, BKN, PIT)
	1984 (SD, LA, SF)
8	1898 (CIN, STL, WSH)
	1908 (CHI, STL)
	1950 (STL, CIN, PIT, NYG)
	1968 (CHI, PIT, NYM)
	2002 (MIL, STL, NYM)
	2011 (CHI, COL, SF)

LOSING (SINCE 1883)

23	1961
14	1883, 1927, 1936
13	1919 (twice), 1942, 1955
12	1897, 1904, 1922, 1928 (twice), 1944
11	1925, 1930, 1939, 1985, 1989, 1997, 1999
10	1897, 1903, 1910, 1924, 1928 (twice), 1931, 1939, 1945, 1948, 1956, 1961, 1964, 1970, 1972

CONSECUTIVE LOSSES – HOME

13	1883, 1944
12	1928, 1936
10	1904, 1972
9	1891, 1910, 1919, 1924, 1940, 1944, 1955

CONSECUTIVE LOSSES – ROAD

17	1961
15	1928
14	1942, 1996
13	1919, 1927, 1948, 1997
12	1922, 1928, 1933, 1999, 2015
11	1883, 1925, 1934 (twice), 1972, 2013
10	1897 (twice), 1904, 1928, 1929, 1931, 1939, 1942, 1956, 1971, 1975, 1990, 2018

MISCELLANEOUS CLUB RECORDS

Since 1900 (“Fewest” records do not include shortened seasons)

KEY: (ML) Major League record; (MLT) Major League record tied; (NL) Nat’l League record; (NLT) Nat’l League record tied

HIGHEST WON-LOST PERCENTAGE

Season—630 in 2011 (102-60)

Lowest, season—278 in 1942 (42-109)

MOST GAMES WON

Season—102 in 2011

Consecutive, season—13, 8/3-16/77; 7/30-8/12/1991

Fewest, season—42 in 1942

MOST GAMES LOST

Season—111 in 1941

Consecutive, season—23, 7/29-8/20/1961

Fewest, season—60 in 2011

MOST HOME GAMES

Season—84 in 2010

FEWEST HOME GAMES

Season—79 in 1940, 1977, 1987

HOME GAMES WON

Season—60 in 1977

Consecutive—16 in 1977 & 1991

Fewest, season—20 in 1923 (NL)

ROAD GAMES WON

Season—50 in 2011

Consecutive—13 in 1976

Fewest, season—16 in 1930

HOME GAMES LOST

Season—55 in 1923, 1940, 1945, 1961 (MLT)

Consecutive—12 in 1928

Fewest, season—21 in 1977

ROAD GAMES LOST

Season—62 in 1939

Consecutive—17 in 1961

Fewest, season—30 in 1913

LARGEST MARGIN OF VICTORY

Game—21 (22-1), 7/6/2009 vs CIN

LARGEST MARGIN OF DEFEAT

Game—22 (24-2), 5/13/1902 vs CIN; (28-6), 7/6/1929 vs STL

LARGEST DEFICIT TO OVERCOME IN VICTORY

Game—11, 4/17/1976 at CHI, 10 inn.; losing 12-1 & 13-2 (W 18-16)

LONGEST GAMES

Innings, opening game—14, 4/17/1923 at BKN (T 5-5); 3/31/1998 at NYM (L 1-0) (NLT)

Innings—21, 7/17/1918 at CHI (L 2-1)

Innings, at Vet—20, 5/4/1973 vs ATL (W 5-4); 7/7/1993 vs LAD (W 7-6)

Innings, at Citizens Bank Park—19, 5/25/2011 vs CIN (W 5-4)

Time, 9 innings—4:30, 7/6/2018 at PIT (NLT)

Time, extra innings—7:06, 8/24/2013 vs ARI (18 inn.)

SHORTEST GAME

Time—0:51, 9/28/1919 at NYG (gm 1) (L 6-1) (ML)

SHARE THE GAME WITH THE NEXT GENERATION

GET INVOLVED AT **PLAYBALL.org** AND FOLLOW **@PLAYBALL**



AWARDS



ALL-STAR SELECTIONS

1933	Dick Bartell, ss*	1961	Art Mahaffey, rhp	1982	Steve Carlton, lhp	2005	Bobby Abreu, of*
	Chuck Klein, of*	1962	Johnny Callison, of		Pete Rose, 1b*		Jimmy Rollins, ss
1935	Jimmy Wilson, c*		Art Mahaffey, rhp		Mike Schmidt, 3b*		Billy Wagner, lhp
1936	Pinky Whitney, 3b*	1963	Ray Culp, rhp		Manny Trillo, 2b*	2006	Tom Gordon, rhp
1937	Bucky Walters, rhp	1964	Jim Bunning, rhp	1983	Mike Schmidt, 3b*		Ryan Howard, 1b
1938	Herschel Martin, of		Johnny Callison, of	1984	Al Holland, lhp		Chase Utley, 2b*
1939	Morrie Arnovich, of		Chris Short, lhp		Juan Samuel, 2b	2007	Cole Hamels, lhp
1940	Kirby Higbe, rhp	1965	Dick Allen, 3b*		Mike Schmidt, 3b*		Aaron Rowand, of
	Pinky May, 3b		Johnny Callison, of	1985	Ozzie Virgil, c		Chase Utley, 2b*
	Hugh Mulcahy, rhp		Cookie Rojas, 2b		Glenn Wilson, of	2008	Brad Lidge, rhp
1941	Cy Blanton, rhp	1966	Dick Allen, 3b	1986	Shane Rawley, lhp		Chase Utley, 2b*
1942	Danny Litwhiler, of		Jim Bunning, rhp		Mike Schmidt, 3b*	2009	Ryan Howard, 1b
1943	Babe Dahlgren, 1b	1967	Dick Allen, 3b*	1987	Steve Bedrosian, rhp		Raúl Ibañez, of*
1944	Ken Raffensberger, lhp		Chris Short, lhp		Juan Samuel, 2b		Chase Utley, 2b*
1946	Del Ennis, of	1968	Woodie Fryman, lhp		Mike Schmidt, 3b*		Shane Victorino, of#
	Frank McCormick, 1b	1969	Grant Jackson, lhp	1988	Kevin Gross, rhp		Jayson Werth, of
	Emil Verban, 2b	1970	Joe Hoerner, lhp		Lance Parrish, c	2010	Roy Halladay, rhp
1947	Schoolboy Rowe, rhp	1971	Rick Wise, rhp	1989	Von Hayes, of		Ryan Howard, dh*
	Emil Verban, 2b*	1972	Steve Carlton, lhp		Mike Schmidt, 3b^		Chase Utley, 2b†
	Harry Walker, of*	1973	Wayne Twitchell, rhp	1990	Lenny Dykstra, of*	2011	Roy Halladay, rhp*
1948	Richie Ashburn, of*	1974	Larry Bowa, ss*	1991	John Kruk, 1b		Cole Hamels, lhp
1949	Andy Seminick, c*		Steve Carlton, lhp	1992	Darren Daulton, c		Cliff Lee, lhp
	Eddie Waitkus, 1b		Dave Cash, 2b		John Kruk, 1b		Placido Polanco, 3bt
1950	Willie Jones, 3b*		Mike Schmidt, 3b	1993	Darren Daulton, c*		Shane Victorino, of
	Jim Konstanty, rhp	1975	Larry Bowa, ss		Dave Hollins, 3b	2012	Cole Hamels, lhp
	Robin Roberts, rhp*		Dave Cash, 2b		John Kruk, 1b*		Jonathan Papelbon, rhp
	Dick Sisler, of		Greg Luzinski, of		Terry Mulholland, lhp*		Carlos Ruiz, c
1951	Richie Ashburn, of*		Tug McGraw, lhp	1994	Mariano Duncan, 2b*	2013	Domonic Brown, of
	Del Ennis, of*	1976	Bob Boone, c		Lenny Dykstra, of*†		Cliff Lee, lhp
	Willie Jones, 3b		Larry Bowa, ss		Danny Jackson, lhp	2014	Chase Utley, 2b*
	Robin Roberts, rhp*		Dave Cash, 2b		Doug Jones, rhp	2015	Jonathan Papelbon, rhp
1952	Granny Hamner, ss*		Greg Luzinski, of*	1995	Darren Daulton, c	2016	Odúbel Herrera, of
	Robin Roberts, rhp		Mike Schmidt, 3b		Lenny Dykstra, of*	2017	Pat Neshek, rhp
	Curt Simmons, lhp*	1977	Steve Carlton, lhp		Tyler Green, rhp	2018	Aaron Nola, rhp
1953	Richie Ashburn, of		Greg Luzinski, of*		Mickey Morandini, 2b	2019	J.T. Realmuto, c
	Granny Hamner, ss		Mike Schmidt, 3b		Heathcliff Slocumb, rhp	2020	ASG not played
	Robin Roberts, rhp*	1978	Bob Boone, c	1996	Ricky Bottalico, rhp	2021	J.T. Realmuto, c#
	Curt Simmons, lhp		Larry Bowa, ss*	1997	Curt Schilling, rhp		Zack Wheeler, rhp
1954	Smoky Burgess, c		Greg Luzinski, of*	1998	Curt Schilling, rhp		
	Granny Hamner, 2b*	1979	Bob Boone, c#	1999	Paul Byrd, rhp		
	Robin Roberts, rhp*		Larry Bowa, ss*		Mike Lieberthal, c		
1955	Del Ennis, of*		Steve Carlton, lhp*		Curt Schilling, rhp*		
	Stan Lopata, c		Pete Rose, 1b	2000	Mike Lieberthal, c		
	Robin Roberts, rhp*		Mike Schmidt, 3b*	2001	Jimmy Rollins, ss		
1956	Stan Lopata, c	1980	Steve Carlton, lhp	2002	Vicente Padilla, rhp		
	Robin Roberts, rhp		Pete Rose, 1b		Scott Rolen, 3b*		
1957	Jack Sanford, rhp		Mike Schmidt, 3b*†		Jimmy Rollins, ss*		
	Curt Simmons, lhp*	1981	Steve Carlton, lhp	2003	Randy Wolf, lhp		
1958	Richie Ashburn, of		Pete Rose, 1b*	2004	Bobby Abreu, of		
	Dick Farrell, rhp		Dick Ruthven, rhp		Jim Thome, 1b		
1959	Gene Conley, rhp		Mike Schmidt, 3b*				
1960	Tony Taylor, 2b		Manny Trillo, 2b				

* Starter

^ Elected starter but did not play because of retirement

Started because of injury to elected starter

† Couldn't start because of injury

ALL-STAR GAMES

July 13, 1943, Shibe Park

NL	3	10	3
AL	5	8	1

Bobby Doerr's three-run homer in the second inning propelled the AL All-Stars to their third straight victory before 31,938. Vince DiMaggio led the NL with a single, triple and home run. It was the first ASG played entirely under the lights. Winner: Dutch Leonard; Loser: Mort Cooper. Game was shortwaved to American servicemen throughout the world.

July 8, 1952, Shibe Park

AL	2	5	0
NL	3	3	0

Only game in ASG history not to go nine innings as rain halted play after five innings. Jackie Robinson hit a solo homer in the first and Hank Sauer hit a two-run homer onto the LF roof in the fourth for all the NL runs. Two Philadelphia pitchers played in the game: Curt Simmons (Phillies) started for the NL and Bobby Shantz (A's) pitched the fifth for the AL, fanning Whitey Lockman, Robinson and Stan Musial to the delight of 32,785 fans. Winner: Bob Rush; Loser: Bob Lemon. Game was broadcast on Mutual Radio System and on NBC TV.

MISCELLANEOUS ALL-STAR INFORMATION

MOST SELECTIONS

Pitchers

Robin Roberts, 7 times
Steve Carlton, 7 times

Hitters

Mike Schmidt, 12 times

ROOKIES

Del Ennis, of, 1946
Richie Ashburn, of, 1948
Jack Sanford, rhp, 1957
Ray Culp, rhp, 1963
Juan Samuel, 2b, 1984
Tyler Green, rhp, 1995
Jimmy Rollins, ss, 2001

PHILLIES STARTERS (Position by Position)

"Firsts"

C Jimmy Wilson, 1935
1B Pete Rose, 1981
2B Emil Verban, 1947
SS Dick Bartell, 1933
3B Pinky Whitney, 1936
LF Del Ennis, 1955
CF Harry Walker, 1947
RF Chuck Klein, 1933
P Robin Roberts, 1950
DH Ryan Howard, 2010

"Lasts"

J.T. Realmuto, 2021
John Kruk, 1993
Chase Utley, 2014
Jimmy Rollins, 2002
Scott Rolen, 2002
Raúl Ibañez, 2009
Shane Victorino, 2009
Bobby Abreu, 2005
Roy Halladay, 2011
Ryan Howard, 2010

WINNING PITCHERS

Ken Raffensberger, lhp	7-1	7/11/44
Doug Jones, rhp	8-7	7/12/94
Heathcliff Slocumb, rhp	3-2	7/11/95

Forbes Field
Three Rivers Stadium
The Ballpark in Arlington

MANAGERS

Eddie Sawyer	7/10/51	Briggs Stadium	W	8-3
Gene Mauch	7/13/65	Metropolitan Stadium	W	6-5
Dallas Green	8/9/81	Municipal Stadium	W	5-4
Paul Owens	7/10/84	Candlestick Park	W	3-1
Jim Fregosi	7/12/94	Three Rivers Stadium	W	8-7 (10)
Charlie Manuel	7/14/09	Busch Stadium	L	4-3
Charlie Manuel	7/13/10	Angel Stadium	W	3-1

HOME RUNS

Johnny Callison, rf	7/7/64	Shea Stadium
Dick Allen, 3b	7/11/67	Anaheim Stadium
Greg Luzinski, lf	7/19/77	Yankee Stadium
Mike Schmidt, 3b	8/9/81	Municipal Stadium
J.T. Realmuto, c	7/13/21	Coors Field

PHILLIES FIRSTS

Hitters

At-Bat
Run
Hit
Double
Triple
Home Run
RBI
Stolen Base
Error

Chuck Klein, 7/6/33
Richie Ashburn, 7/13/48
Chuck Klein, 7/6/33
Jimmy Wilson, 7/8/35
Mike Schmidt, 7/17/79
Johnny Callison, 7/7/64
Pinky Whitney, 7/7/36
Richie Ashburn, 7/13/48
Andy Seminick, 7/12/49

Pitchers

Game
Win
Loss
Hit
Run
Walk
Strikeout

Bucky Walters, 7/7/37
Ken Raffensberger, 7/11/44
Curt Simmons, 7/9/57
Bucky Walters, 7/7/37
Robin Roberts, 7/11/50
Robin Roberts, 7/11/50
Ken Raffensberger, 7/11/44

MVP

Johnny Callison, rf
7/7/64, Shea Stadium

Hit a 3-run HR in the bottom of the ninth off Dick Radatz to give the NL a 7-4 win

HR DERBY PARTICIPANTS

2004	Jim Thome
2005	Bobby Abreu*
2006	Ryan Howard*
2007	Ryan Howard
2008	Chase Utley
2009	Ryan Howard
2018	Rhys Hoskins

*winner

July 13, 1976, Veterans Stadium

AL	1	5	0
NL	7	10	0

ASG MVP George Foster hit a two-run homer to lead the NL to its fifth win in a row. Third-largest crowd (63,974) in ASG history included President Gerald Ford. Five Cincinnati Reds were in the starting lineup. For the first time in Phillies history, they had five players in the game: Greg Luzinski (starter in LF), Dave Cash (2b), Larry Bowa (ss), Bob Boone (c) and Mike Schmidt (3b). Winner: Randy Jones; Loser: Mark Fidrych. An estimated 60 million fans watched the game on ABC TV.

July 9, 1996, Veterans Stadium

AL	0	7	0
NL	6	12	1

NL defeated AL for third straight year with a 6-0 shutout, behind MVP and Norristown native Mike Piazza's monster home run to the left field upper deck and RBI double in the second and third innings, respectively. Biggest ovation from the crowd of 62,670 went to Ozzie Smith, playing in his 15th and final All-Star Game. Winner: John Smoltz; Loser: Charles Nagy. Game was broadcast on NBC TV and CBS Radio.

AWARD WINNERS

NL MOST VALUABLE PLAYER

Chuck Klein (1931)
Chuck Klein (1932)

The Sporting News
Baseball Writers' Association of America,
TSN
BBWAA
BBWAA
BBWAA
BBWAA
BBWAA

Jim Konstanty (1950)
Mike Schmidt (1980, 1981, 1986)
Ryan Howard (2006)
Jimmy Rollins (2007)
Bryce Harper (2021)

NL CY YOUNG AWARD (BBWAA)

Steve Carlton (1972, 1977, 1980, 1982)
John Denny (1983)
Steve Bedrosian (1987)
Roy Halladay (2010)

NL ROOKIE OF THE YEAR

Jack Sanford, p (1957) BBWAA
Ed Bouchee, 1b (1957) *TSN*
Dick Allen, 3b (1964) BBWAA, *TSN*
Lonnie Smith, of (1980) *TSN*
Juan Samuel, 2b (1984) *TSN*
Scott Rolen, 3b (1997) BBWAA, Players Choice
Ryan Howard, 1b (2005) BBWAA
J.A. Happ, lhp (2009) *TSN*, Players Choice

ML ROOKIE OF THE YEAR (TSN)

Del Ennis, of (1946)
Richie Ashburn, of (1948)

NL MANAGER OF THE YEAR

Eddie Sawyer (1950) AP, UPI
Gene Mauch (1962) AP, UPI
Gene Mauch (1964) AP
Danny Ozark (1976) AP
Jim Fregosi (1993) AP
Larry Bowa (2001) BBWAA, *TSN*, *ESPN the Magazine*, *USA TODAY*, *Baseball Weekly*

ML MANAGER OF THE YEAR (TSN)

Danny Ozark (1976)

ML EXECUTIVE OF THE YEAR (TSN)

Bob Carpenter (1949)
Lee Thomas (1993)

ML PLAYER OF THE YEAR

Robin Roberts, p (1952) *TSN*
Ryan Howard, 1b (2006) *TSN*
Roy Halladay, rhp (2010) *Baseball America*

NL PLAYER OF THE YEAR

Jim Konstanty (1950) UPI
Mike Schmidt (1980, 1986) *TSN*

NL PITCHER OF THE YEAR

Jim Konstanty (1950) *TSN*
Robin Roberts (1952, 1955) *TSN*
Steve Carlton (1972, 1977, 1980, 1982) *TSN*
John Denny (1983) *TSN*
Steve Bedrosian (1987) *Baseball America*

NL OUTSTANDING PLAYER (PLAYERS CHOICE)

Bryce Harper (2021)

NL OUTSTANDING PITCHER (PLAYERS CHOICE)

Roy Halladay (2010)

MARVIN MILLER MAN OF THE YEAR (PLAYERS CHOICE)

Jim Thome (2004)

NL HANK AARON AWARD

Ryan Howard (2006)
Bryce Harper (2021)

NL ROOKIE PITCHER OF THE YEAR (TSN)

Jack Sanford (1957)
Ray Culp (1963)

NL COMEBACK PLAYER OF THE YEAR

Eddie Waitkus (1950) AP
Robin Roberts (1958) AP
Jim Bunning (1964) AP
John Denny (1983) *TSN*, UPI
Mike Lieberthal (2002) *TSN*, Players Choice
Brad Lidge (2008) MLB

MALE ATHLETE OF THE YEAR (AP)

Jim Konstanty (1950)

PRO ATHLETE OF THE YEAR (TSN)

Roy Halladay (2010)

NL FIREMAN OF THE YEAR (TSN)

Al Holland (1983)
Steve Bedrosian (1987)

NL ROLAIDS RELIEF MAN

Al Holland (1983)
Steve Bedrosian (1987)
Brad Lidge (2008)

DHL DELIVERY MAN OF THE YEAR

Brad Lidge (2008)

PEPSI CLUTCH PERFORMER OF THE YEAR

Roy Halladay (2010)

BABE RUTH AWARD (NY BBWAA)

Tug McGraw (1980)
Cole Hamels (2008)

MOST VALUABLE PLAYER, ALL-STAR GAME (MLB)

Johnny Callison (1964)

MOST VALUABLE PLAYER, NATIONAL LEAGUE CHAMPIONSHIP SERIES

Manny Trillo (1980)
Gary Matthews (1983)
Curt Schilling (1993)
Cole Hamels (2008)
Ryan Howard (2009)

MOST VALUABLE PLAYER, WORLD SERIES

Mike Schmidt (1980) MLB, *SPORT Magazine*
Cole Hamels (2008) MLB

AWARD WINNERS

NL PLAYER/PITCHER/RELIEVER OF THE MONTH

Player of the Month

June 1973	Greg Luzinski
April 1976	Mike Schmidt
July 1977	Greg Luzinski
July 1979	Mike Schmidt
September 1979	Pete Rose
May 1980	Mike Schmidt
August 1981	Mike Schmidt
September 1981	Gary Matthews
July 1982	Mike Schmidt
April 1989	Von Hayes
May 1994	Lenny Dykstra
September 2003	Jim Thome
June 2004	Jim Thome
May 2005	Bobby Abreu
July 2006	Chase Utley
August 2006	Ryan Howard
September 2006	Ryan Howard
April 2008	Chase Utley
September 2008	Ryan Howard
August 2009	Ryan Howard
May 2013	Domonic Brown

Pitcher of the Month

June 1964	Jim Bunning
September 1977	Larry Christenson
May 1980	Steve Carlton
September 1980	Marty Bystrom
May 1982	Dick Ruthven
September 1983	John Denny
August 1985	Shane Rawley
May 1987	Steve Bedrosian
August 1991	Mitch Williams
May 1993	Tommy Greene
June 1994	Bobby Munoz
May 1995	Heathcliff Slocumb
August 1995	Sid Fernandez
May 1999	Curt Schilling
July 2010	Roy Halladay
June 2011	Cliff Lee
August 2011	Cliff Lee

Reliever of the Month

August 2018	Héctor Neris
-------------	--------------

ALL-MLB TEAM

2019	J.T. Realmuto, c, first team
2020	J.T. Realmuto, c, second team
2021	Bryce Harper, of, first team Zack Wheeler, rhp, second team

NL PLAYER/PITCHER OF THE WEEK

1973	Wayne Twitchell	1993	John Kruk
1974	Dave Cash		Tommy Greene
	Larry Bowa	1994	Danny Jackson
1976	Mike Schmidt		Lenny Dykstra
	Dave Cash	1998	Paul Byrd
	Jay Johnstone	1999	Mike Lieberthal
1977	Greg Luzinski (twice)	2001	Bobby Abreu
	Steve Carlton		Scott Rolen
1978	Larry Christenson		Jose Mesa
	Garry Maddox	2003	Kevin Millwood
1979	Steve Carlton		Jim Thome
	Bob Boone	2004	Jim Thome
	Pete Rose (twice)		Bobby Abreu
1980	Steve Carlton	2005	Pat Burrell (twice)
	Pete Rose		Bobby Abreu
	Bake McBride		Chase Utley
	Mike Schmidt		Jimmy Rollins
1982	Gary Matthews	2006	Chase Utley (twice)
1983	Joe Morgan		Ryan Howard
1984	Mike Schmidt	2007	Ryan Howard (twice)
	Von Hayes		Jimmy Rollins
1985	Juan Samuel		Chase Utley
1986	Von Hayes (3 times)	2008	Chase Utley
	Mike Schmidt	2009	Ryan Howard (twice)
	Kent Tekulve		Raúl Ibañez
1987	Mike Schmidt		Jayson Werth
	Steve Bedrosian	2010	Roy Halladay (twice)
	Von Hayes		Ryan Howard
1990	Lenny Dykstra		Jayson Werth
	Terry Mulholland	2011	Raúl Ibañez
1991	Tommy Greene	2012	Cole Hamels
	Wes Chamberlain	2013	Domonic Brown (twice)
	Mitch Williams	2014	Carlos Ruiz
	John Kruk	2015	Cole Hamels
1992	Dave Hollins	2019	Jay Bruce
	John Kruk		
	Tommy Greene		

NL ROOKIE OF THE MONTH

September 2005	Ryan Howard
June 2015	Maikel Franco
August 2017	Rhys Hoskins

PEPSI CLUTCH PERFORMER OF THE MONTH

September 2008	Ryan Howard
----------------	-------------

MLB DELIVERY MAN OF THE MONTH

April 2012	Jonathan Papelbon
------------	-------------------

SILVER SLUGGER AWARD WINNERS

1980	Manny Trillo, 2b	1984	Mike Schmidt, 3b	2007	Jimmy Rollins, ss
	Mike Schmidt, 3b	1986	Mike Schmidt, 3b		Chase Utley, 2b
1981	Pete Rose, 1b	1987	Juan Samuel, 2b	2008	Chase Utley, 2b
	Manny Trillo, 2b	1992	Darren Daulton, c	2009	Chase Utley, 2b
	Mike Schmidt, 3b	1993	Lenny Dykstra, of	2019	J.T. Realmuto, c
1982	Mike Schmidt, 3b	2004	Bobby Abreu, of	2021	Bryce Harper, of
1983	Mike Schmidt, 3b	2006	Ryan Howard, 1b		
			Chase Utley, 2b		

AWARDS

RAWLINGS GOLD GLOVE AWARD® WINNERS

1963	Bobby Wine, ss	1979	Garry Maddox, of	1998	Scott Rolen, 3b
1964	Bobby Shantz, p		Mike Schmidt, 3b	1999	Mike Lieberthal, c
	Ruben Amaro, ss		Bob Boone, c	2000	Scott Rolen, 3b
1966	Bill White, 1b		Manny Trillo, 2b	2001	Scott Rolen, 3b
1972	Larry Bowa, ss	1980	Garry Maddox, of	2005	Bobby Abreu, of
1975	Garry Maddox, of		Mike Schmidt, 3b	2007	Jimmy Rollins, ss
1976	Garry Maddox, of	1981	Garry Maddox, of		Aaron Rowand, of
	Mike Schmidt, 3b		Mike Schmidt, 3b	2008	Jimmy Rollins, ss
	Jim Kaat, p		Manny Trillo, 2b		Shane Victorino, of
1977	Garry Maddox, of	1982	Steve Carlton, p	2009	Jimmy Rollins, ss
	Mike Schmidt, 3b		Garry Maddox, of		Shane Victorino, of
	Jim Kaat, p		Mike Schmidt, 3b	2010	Shane Victorino, of
1978	Garry Maddox, of		Manny Trillo, 2b	2011	Placido Polanco, 3b
	Mike Schmidt, 3b	1983	Mike Schmidt, 3b	2012	Jimmy Rollins, ss
	Larry Bowa, ss	1984	Mike Schmidt, 3b	2019	J.T. Realmuto, c
	Bob Boone, c	1986	Mike Schmidt, 3b		



CENTENNIAL TEAM

In 1983 the Phillies conducted balloting for the Greatest Phillies Team and Greatest Player Ever. Mike Schmidt collected 19,767 votes to be named Greatest Phillies Player.

Bob Boone (c)	Del Ennis (of)
Pete Rose (1b)	Robin Roberts (starting rhp)
Manny Trillo (2b)	Steve Carlton (starting lhp)
Mike Schmidt (3b)	Jim Konstanty (rh reliever)
Larry Bowa (ss)	Tug McGraw (lh reliever)
Richie Ashburn (of)	Dallas Green (manager)
Garry Maddox (of)	



ALL-VET TEAM

To commemorate the 33rd and final season of Veterans Stadium, the Phillies asked fans to select the All-Vet Team through online voting. Results were announced on September 27, 2003, prior to the second-to-last game in Vet history.

Darren Daulton (c)	Garry Maddox (cf)
John Kruk (1b)	Bobby Abreu (rf)
Juan Samuel (2b)	Steve Carlton (starting lhp)
Mike Schmidt (3b)	Curt Schilling (starting rhp)
Larry Bowa (ss)	Tug McGraw (relief pitcher)
Greg Luzinski (lf)	Dallas Green (manager)

ROBERTO CLEMENTE AWARD

Since 1971, Major League Baseball has annually presented an award that recognizes a player who best exemplifies the game of baseball through sportsmanship, community involvement and positive contributions to his team.

In 1973, following the tragic death of Roberto Clemente, the award was named to honor the man whose spirit and goodwill will always be remembered. The 12-time All-Star and Hall of Famer was killed in a plane crash in 1972 delivering food and medical supplies to earthquake victims of Nicaragua. The award recognizes those individuals who truly understand the value of helping others.

A panel of baseball dignitaries, including Commissioner Rob Manfred and until 2019 the late Vera Clemente, annually selects the winner from a list of 30 candidates, one from each Major League Baseball Club. Winners from each club are announced in September during Roberto Clemente Day. The winner of the national Roberto Clemente Award is announced during a pre-game ceremony at the World Series. **Greg Luzinski** received the award in 1978, **Garry Maddox** in 1986, and **Jimmy Rollins** shared the honor in 2014 with Paul Konerko. Other past winners include Jamie Moyer, Jim Thome, Curt Schilling, Al Leiter, Tony Gwynn, Willie Mays, Ozzie Smith, Cal Ripken Jr. and Andrew McCutchen.

AWARDS



PAUL OWENS AWARD

Since 1986 the Phillies have honored the top player and pitcher in their minor league system. The award is named in honor of Paul Owens, who passed away in December 2003 after spending 48 years in the Phillies organization as a scout, farm director, general manager, manager and senior advisor.

Year	Player	Pitcher	Year	Player	Pitcher
1986	Ron Jones (of)	Marvin Freeman (rhp)	2004	Ryan Howard (1b)	Scott Mitchinson (rhp)
1987	Ricky Jordan (1b)	Todd Frohwirth (rhp)	2005	Chris Roberson (of)	Robinson Tejeda (rhp)
1988	Jim Vatcher (of)	Andy Carter (lhp)	2006	Michael Bourn (of)	Carlos Carrasco (rhp)
1989	Mickey Morandini (2b)	Jason Grimsley (rhp)	2007	Quintin Berry (of)	Mike Zagurski (lhp)
1990	Jeff Grotewold (c)	Andy Ashby (rhp)	2008	Lou Marson (c)	J.A. Happ (lhp)
1991	Kim Batiste (ss)	Toby Borland (rhp)	2009	Michael Taylor (of)	Kyle Drabek (rhp)
1992	Mike Lieberthal (c)	Paul Fletcher (rhp)	2010	Domonic Brown (of)	Scott Mathieson (rhp)
1993	Phil Geisler (of)	Ricky Bottalico (rhp)	2011	Freddy Galvis (ss)	Trevor May (rhp)
1994	Gene Schall (1b)	Ron Blazier (rhp)	2012	Darin Ruf (of/1b)	Tyler Cloyd (rhp)
1995	Dave Doster (2b)	Rich Hunter (rhp)	2013	Maikel Franco (3b)	Severino Gonzalez (rhp)
	Wendell Magee (of)		2014	J.P. Crawford (ss)	Luis Garcia (rhp)
1996	Scott Rolen (3b)	Matt Beech (lhp)	2015	Andrew Knapp (c)	Ricardo Pinto (rhp)
1997	Jeff Key (of)	Ryan Brannan (rhp)	2016	Dylan Cozens (of)	Ben Lively (rhp)
	Jimmy Rollins (ss)			Rhys Hoskins (1b)	
1998	Marlon Anderson (2b)	Carlton Loewer (rhp)	2017	Scott Kingery (2b)	Tom Eshelman (rhp)
1999	Pat Burrell (of/1b)	Adam Eaton (rhp)	2018	Austin Listi (1b/of)	David Parkinson (lhp)
2000	Marlon Byrd (of)	Brandon Duckworth (rhp)	2019	Alec Bohm (3b)	Ethan Lindow (lhp)
2001	Marlon Byrd (of)	Brandon Duckworth (rhp)	2020	Awards not given	
2002	Chase Utley (3b)	Ryan Madson (rhp)	2021	Bryson Stott (ss)	Jean Cabrera (rhp)
2003	Ryan Howard (1b)	Cole Hamels (lhp)			



Bill Giles

BILL GILES AND LARRY ROJAS AWARDS

Two awards were established in 1999 to honor minor league players who share the same attributes as the awards' namesakes: a love and respect for the game of baseball, an outstanding work ethic and pride in being a member of the Phillies organization.

Bill Giles climbed the baseball ladder from the minors to the majors, working in numerous executive capacities with the Astros and Phillies until getting a group together to purchase the Phillies in 1981. He was president and general partner until 1997 when he became chairman and then was named chairman emeritus in 2015.

Larry Rojas was born in Cuba and played minor league baseball in the Phillies organization. He also served as a minor league coach and manager, spring training coordinator, scout and liaison for the Hispanic players in the system before his death in 2007.



Larry Rojas

Bill Giles Award Winners

1999	Gary Burnham	2011	Troy Hanzawa
2000	Marlon Byrd	2012	Tim Kennelly
2001	Nate Espy	2013	Jesse Biddle
2002	Taylor Buchholz	2014	Justin Parr
2003	Ryan Howard	2015	Andrew Knapp
2004	Jake Blalock	2016	Roman Quinn
2005	Michael Bourn	2017	Cole Stobbe
2006	Cooper Osteen	2018	Adam Haseley
2007	Dominic Brown	2019	Jimmy Smith
2008	Jason Donald	2020	Award not given
2009	Vance Worley	2021	Logan O'Hoppe
2010	Jarred Cosart		

Larry Rojas Award Winners

1999	Alejandro Fajardo	2011	Francisco Diaz
2000	Anderson Machado	2012	Maikel Franco
2001	Juan Richardson	2013	Edgar Duran
2002	Elizardo Ramirez	2014	Gabriel Lino
2003	Edgar Cruz	2015	Grenny Cumana
2004	Kelvin Pichardo	2016	Angelo Mora
2005	Carlos Carrasco	2017	Sixto Sánchez
2006	Fidel Hernandez	2018	Simón Muzziotti
2007	Jesus Sanchez	2019	Rafael Marchán
2008	Freddy Galvis	2020	Award not given
2009	Arlon Quiroz	2021	Johan Rojas
2010	Sebastian Valle		

AWARDS

JOHN VUKOVICH AWARD



Started in 2007, the John Vukovich Award is presented annually to an instructor in the Phillies organization who embodies the characteristics of the award's namesake: loyalty, dedication, competitiveness, knowledge, honesty and a terrific work ethic.

"Vuk" took great pride in wearing a baseball uniform and playing the game the right way. His dedication to the game and the Phillies was endless.

He spent 30 of his 41 years in baseball as a member of the Phillies organization. With 17 years on the coaching staff, he is the longest tenured coach in team history and one of the most respected persons to ever wear a Phillies uniform.

2007	Ramon Henderson, major league bullpen coach
2008	Bill Dancy, minor league field coordinator
2009	Roly deArmas, minor league manager
2010	Mike Compton, minor league field coordinator
2011	Greg Legg, minor league coach
2012	Carlos Arroyo, rehab pitching coach
2013	Manny Amador, minor league manager
2014	Sal Rende, minor league hitting coach
2015	Steve Schrenk, minor league pitching coach
2016	Larry Bowa, major league bench coach
2017	Doug Mansolino, minor league field coordinator
2018	Rafael DeLima, minor league hitting coach
2019	Ernie Whitt, minor league catching coordinator
2020	Award not given
2021	Orlando Muñoz, minor league manager

DALLAS GREEN AWARD



To honor the accomplishments of Dallas Green, a longtime fixture in the Phillies organization, the club established the Dallas Green Scout of the Year Award in 2011. This annual award is presented to the amateur or professional scout who best exemplifies the Phillies' standard for scouting while demonstrating the same loyalty, work ethic, dedication and passion as the award's namesake. It also recognizes the scout's ability to judge not only a player's talent, but also his character and heart.

Over his distinguished career, which encompassed 62 years in baseball, including 46 with the Phillies, Green served in almost every capacity in the game, including player, scout, manager, general manager, senior advisor and club executive.

2011	Dick Lawlor
2012	Bill Harper
2013	Eddie Bockman
2014	Gordon Lakey
2015	Sal Agostinelli
2016	Roy Tanner
2017	Joey Davis
2018	Jesús Méndez
2019	Mike Stauffer
2020	Award not given
2021	Darrell Conner



Richie Ashburn

RICHIE ASHBURN & DAVID MONTGOMERY SPECIAL ACHIEVEMENT AWARD

Established in 1998 in honor of the memory of Richie Ashburn, who spent nearly 50 years with the Phillies, the award is given annually to a member of the Phillies organization who has demonstrated the same loyalty, dedication and passion for the game as the award's namesake. In 2018, the award was renamed the Richie Ashburn & David Montgomery Special Achievement Award. Montgomery, who passed away in May 2019, embodied the spirit of the award over his accomplished 49-year Phillies career.



David Montgomery

1998	Pete Cera, assistant major league clubhouse manager	2010	Dan Goroff, director, ticket department
1999	Paul Owens, senior advisor to the general manager	2011	Jerry Clothier, senior vice president, business and finance
2000	Ray Krise, former ticket manager	2012	Rob Holiday, assistant director, scouting
2001	Eddie Ferez, former traveling secretary	2013	Bettyanne Robb, administrator
2002	Maje McDonnell, community relations representative	2014	Chris Wheeler, club ambassador
2003	Larry Shenk, vice president, public relations	2015	James Rodriguez, ballpark operations
2004	Christine Long, director, entertainment	2016	Michael Stiles, executive vice president, chief operating officer
2005	Mike DiMuzio, director, ballpark operations	2017	Chris Pohl, director, ticket technology and development
2006	Kathy Killian, director, group sales	2018	Lee McDaniel, director, minor league operations
2007	Kurt Funk, director, events	2019	Dickie Noles, employee assistance professional
2008	Richard Deats, vice president, Phillies Enterprises	2020	Tom Burgoyne, Phillie Phanatic
2009	"Video" Dan Stephenson, manager, video production	2021	Christine Negley, director, publications

WALL OF FAME



The tradition of honoring alumni of both the Phillies and the Philadelphia Athletics began in 1978 at Veterans Stadium in a 200 Level display originally called the Philadelphia Baseball Hall of Fame. Former Phillies continue to be honored at Citizens Bank Park in the Wall of Fame display located in the Left Field Plaza behind the scoreboard building. Toyota is the sponsor of the Wall of Fame.

Phillies executives, players, managers and coaches with four or more years of service are eligible.

With rare exception, all candidates must be retired for three years before they can be eligible for the ballot. Consideration is given to longevity, ability, character, and contributions to the Phillies and baseball, plus special achievements.

ENSHRINED PHILLIES

Robin Roberts (1978)	Gavvy Cravath (2000)
Richie Ashburn (1979)	Garry Maddox (2001)
Chuck Klein (1980)	Tony Taylor (2002)
Grover Alexander (1981)	Sherry Magee (2003)
Del Ennis (1982)	Billy Hamilton (2004)
Jim Bunning (1984)	Bob Boone (2005)
Ed Delahanty (1985)	Dallas Green (2006)
Cy Williams (1986)	John Vukovich (2007)
Granny Hamner (1987)	Juan Samuel (2008)
Paul Owens (1988)	Harry Kalas (2009)
Steve Carlton (1989)	Darren Daulton (2010)
Mike Schmidt (1990)	John Kruk (2011)
Larry Bowa (1991)	Mike Lieberthal (2012)
Chris Short (1992)	Curt Schilling (2013)
Curt Simmons (1993)	Charlie Manuel (2014)
Dick Allen (1994)	Pat Burrell (2015)
Willie Jones (1995)	Jim Thome (2016)
Sam Thompson (1996)	Pat Gillick (2018)
Johnny Callison (1997)	Roy Halladay (2018)
Greg Luzinski (1998)	Bobby Abreu (2019)
Tug McGraw (1999)	Manny Trillo (2020)



AWARDS

REMEMBERING THE A'S

From 1978 through the final year of the Vet, 2003, members of the A's were also selected yearly. The A's were a member of the American League in Philadelphia from 1901 through the 1954 season when the franchise was moved to Kansas City.

A total of 25 former A's were part of the Philadelphia Baseball Hall of Fame, starting with Connie Mack, their longtime manager/owner who was inducted posthumously in 1978.

A large statue of Connie Mack once stood at Connie Mack Stadium on the south side of Lehigh Avenue. During the 1971 inaugural season at Veterans Stadium, the Phillies relocated the statue to the corner of Broad Street and Pattison Avenue. The Phillies moved it again during the final construction stages of Citizens Bank Park in March of 2004.

Mack's statue is located on the west side of Citizens Bank Way. Names of the 25 A's players who were honored at the Vet's Hall of Fame display have been added to Mack's statue so that fans will forever remember the A's.

Connie Mack (1978)	Wally Moses (1988)	Ed Rommel (1996)
Jimmie Foxx (1979)	Bob Johnson (1989)	Ferris Fain (1997)
Lefty Grove (1980)	Elmer Valo (1990)	Bing Miller (1998)
Al Simmons (1981)	Chief Bender (1991)	Sam Chapman (1999)
Mickey Cochrane (1982)	Jack Coombs (1992)	George Earnshaw (2000)
Jimmy Dykes (1984)	Frank Baker (1993)	Gus Zernial (2001)
Eddie Plank (1985)	Bobby Shantz (1994)	Rube Walberg (2002)
Rube Waddell (1986)	Eddie Joost (1995)	Rube Oldring (2003)
Eddie Collins (1987)		

NATIONAL BASEBALL HALL OF FAMERS

Players	Years with Phillies	In HOF	Pitchers	Years with Phillies	In HOF
Sparky Anderson	1959	2000	Grover Alexander	1911-17	1938
Richie Ashburn	1948-59	1995	Chief Bender	1916-17	1953
Dave Bancroft	1915-20	1971	Jim Bunning	1964-67; 1970-71	1996
Dan Brouthers	1896	1945	Steve Carlton	1972-86	1994
Roger Connor	1892	1976	Roy Halladay	2010-13	2019
Ed Delahanty	1888-89; 1891-1901	1945	Ferguson Jenkins	1965-66	1991
Hugh Duffy*	1904-06	1945	Jim Kaat	1976-79	2022
Johnny Evers	1917	1946	Tim Lincecum	1891-93	1964
Elmer Flick	1898-1901	1963	Pedro Martinez	2009	2015
Jimmie Foxx	1945	1951	Kid Nichols	1905-06	1949
Billy Hamilton	1890-95	1961	Eppa Rixey	1912-17; 1919-20	1963
Hughie Jennings	1901-02	1945	Robin Roberts	1948-61	1976
Chuck Klein	1928-33; 1936-44	1980			
Nap Lajoie	1896-1900	1937	Managers	Years with Phillies	In HOF
Tommy McCarthy	1886-87	1946	Bucky Harris	1943	1975
Joe Morgan	1983	1990	Harry Wright	1884-93	1953
Tony Perez	1983	2000			
Ryne Sandberg**	1981; 2013-15	2005	Executives	Years with Phillies	In HOF
Mike Schmidt	1972-89	1995	Pat Gillick	2005-current	2011
Casey Stengel	1920-21	1966	Herb Pennock	1943-48	1948
Jim Thome	2003-05; 2012	2018			
Sam Thompson	1889-98	1974			
Lloyd Waner	1942	1967			
Hack Wilson	1934	1979			

*Player-Manager
**Player and Manager

FORD C. FRICK AWARD

The Ford C. Frick Award is presented annually to a broadcaster for "major contributions to baseball." The award, named after the late broadcaster and National League President, has been presented annually since 1978. Each award recipient is presented with a certificate during the Hall of Fame Induction Ceremony and is recognized in the "Scribes & Mikemen" exhibit in the Library of the National Baseball Hall of Fame. Longtime Phillies broadcaster **By Saam** received the award in 1990 and was joined in 2002 by his former broadcast partner, **Harry Kalas**. Other former Phillies broadcasters to be honored include **Chuck Thompson** (1993), **Herb Carneal** (1996) and **Tim McCarver** (2012).

BBWAA CAREER EXCELLENCE AWARD

The Philadelphia media are also represented in the Baseball Hall of Fame in Cooperstown, N.Y. The BBWAA Career Excellence Award has been voted upon annually by the Baseball Writers' Association of America since 1962 and honors a baseball writer (or writers) "for meritorious contributions to baseball writing." **Charles Dryden**, who wrote for *The North American* at the turn of the century, was honored in 1965 and legendary sportswriter **Red Smith**, who early in his career worked for *The Philadelphia Record*, won in 1976. Other winners include former *Philadelphia Inquirer* writers **James Isaming** (1974), **Allen Lewis** (1981), **Claire Smith** (2017) and **Jayson Stark** (2019); **Ray Kelly** of the *Philadelphia Bulletin* (1988); **Bus Saidt** from *The Trentonian* and *Trenton Times* (1992); **Bill Conlin** from the *Philadelphia Daily News* (2011); and **Paul Hagen** (2013), who wrote for the *Daily News* for 25 years before joining MLB.com.

BBWAA AWARDS

In 2004, the Philadelphia Chapter of the Baseball Writers' Association of America introduced four awards that were presented to Phillies players at the end of every season. A fifth award was added in 2014, the Charlie Manuel Award for Service and Passion to Baseball, given to former broadcaster and club ambassador Chris Wheeler. The awards were discontinued in 2015.

Tug McGraw True Pro Award	Dallas Green Special Achievement Award	Steve Carlton Most Valuable Pitcher Award	Mike Schmidt Most Valuable Player Award
2004 Amaury Telemaco	2004 John Vukovich	2004 Ryan Madson	2004 Bobby Abreu
2005 Billy Wagner	2005 Maje McDonnell	2005 Billy Wagner	2005 Pat Burrell and Chase Utley
2006 Mike Lieberthal	2006 Chris Coste	2006 Tom Gordon	2006 Ryan Howard
2007 Aaron Rowand	2007 Larry Shenk	2007 Cole Hamels	2007 Jimmy Rollins
2008 Greg Dobbs	2008 Jamie Moyer	2008 Cole Hamels	2008 Brad Lidge
2009 Brad Lidge	2009 Jamie Moyer	2009 J.A. Happ	2009 Ryan Howard
2010 Shane Victorino	2010 Roy Halladay	2010 Roy Halladay	2010 Ryan Howard
2011 Raúl Ibáñez	2011 Charlie Manuel	2011 Cliff Lee	2011 Shane Victorino
2012 Juan Pierre	2012 Jimmy Rollins	2012 Cole Hamels	2012 Carlos Ruiz
2013 Kevin Frandsen	2013 Charlie Manuel	2013 Cliff Lee	2013 Domonic Brown
2014 Ryan Howard	2014 Jimmy Rollins	2014 Cole Hamels	2014 Marlon Byrd

HITTING



PHILLIES CAREER BATTING TOP 10

GAMES

Schmidt.....	2,404
Rollins (SW).....	2,090
Ashburn (LH).....	1,794
Bowa (SW).....	1,739
Taylor.....	1,669
Ennis.....	1,630
Howard (LH).....	1,572
Utley (LH).....	1,551
Delahanty.....	1,544
Magee.....	1,521

AT-BATS

Rollins (SW).....	8,628
Schmidt.....	8,352
Ashburn (LH).....	7,122
Bowa (SW).....	6,815
Delahanty.....	6,352
Ennis.....	6,327
Taylor.....	5,799
Hamner.....	5,771
Utley (LH).....	5,748
Howard (LH).....	5,707

RUNS

Schmidt.....	1,506
Delahanty.....	1,365
Rollins (SW).....	1,325
Ashburn (LH).....	1,114
Klein (LH).....	962
Utley (LH).....	949
S. Thompson (LH).....	928
R. Thomas (LH).....	923
Magee.....	898
Abreu (LH).....	891

HITS

Rollins (SW).....	2,306
Schmidt.....	2,234
Ashburn (LH).....	2,217
Delahanty.....	2,211
Ennis.....	1,812
Bowa (SW).....	1,798
Klein (LH).....	1,705
Magee.....	1,647
Utley (LH).....	1,623
C. Williams (LH).....	1,553

RBI

(since 1920*)

Schmidt.....	1,595
Howard (LH).....	1,194
Ennis.....	1,124
Klein (LH).....	983
Utley (LH).....	916
Rollins (SW).....	887
Burrell.....	827
Abreu (LH).....	814
Luzinski.....	811
W. Jones.....	753

DOUBLES

Rollins (SW).....	479
Delahanty.....	432
Schmidt.....	408
Abreu (LH).....	348
Utley (LH).....	346
Magee.....	337
Klein (LH).....	336
Ennis.....	310
Ashburn (LH).....	287
Howard (LH).....	277

TRIPLES

Delahanty.....	151
Magee.....	127
Rollins (SW).....	111
S. Thompson (LH).....	103
Ashburn (LH).....	97
Callison (LH).....	84
Bowa (SW).....	81
Cravath.....	72
Samuel.....	71
Ennis.....	65

HOME RUNS

Schmidt.....	548
Howard (LH).....	382
Ennis.....	259
Burrell.....	251
Klein (LH).....	243
Utley (LH).....	233
Luzinski.....	223
C. Williams (LH).....	217
Rollins (SW).....	216
D. Allen.....	204

TOTAL BASES

Schmidt.....	4,404
Rollins (SW).....	3,655
Delahanty.....	3,206
Ennis.....	3,029
Howard (LH).....	2,940
Klein (LH).....	2,898
Utley (LH).....	2,766
Ashburn (LH).....	2,764
C. Williams (LH).....	2,539
Abreu (LH).....	2,491

EXTRA-BASE HITS

Schmidt.....	1,015
Rollins (SW).....	806
Howard (LH).....	680
Delahanty.....	670
Klein (LH).....	643
Ennis.....	634
Utley (LH).....	628
Abreu (LH).....	585
Magee.....	539
Callison (LH).....	534

WALKS

Schmidt.....	1,507
Ashburn (LH).....	948
Abreu (LH).....	947
Thomas (LH).....	946
Burrell.....	785
Rollins (SW).....	753
Howard (LH).....	709
W. Jones.....	694
Delahanty.....	643
Utley (LH).....	625

INTENTIONAL WALKS

(since 1955*)

Schmidt.....	201
Howard (LH).....	154
Abreu (LH).....	94
D. Allen.....	81
Boone.....	77
V. Hayes (LH).....	74
Luzinski.....	74
Dalrymple (LH).....	73
Ruiz.....	62
Utley (LH).....	59

STRIKEOUTS

Schmidt.....	1,883
Howard (LH).....	1,843
Burrell.....	1,273
Rollins (SW).....	1,145
Luzinski.....	1,098
Abreu (LH).....	1,078
D. Allen.....	1,023
Utley (LH).....	958
Callison (LH).....	854
Samuel.....	825

SACRIFICE FLIES

(since 1954^)

Schmidt.....	108
Utley (LH).....	67
Howard (LH).....	55
Abreu (LH).....	54
Luzinski.....	53
Maddox.....	51
Rollins (SW).....	51
Boone.....	43
V. Hayes (LH).....	43
Lieberthal.....	43

STOLEN BASES

(since 1898^)

Hamilton.....	508
Rollins.....	453
Delahanty.....	438
Magee.....	385
Bowa.....	288
Fogarty.....	259
Abreu.....	254
Samuel.....	249
R. Thomas.....	228
V. Hayes.....	202

HIT BY PITCH

Utley.....	173
Lieberthal.....	88
Delahanty.....	80
Schmidt.....	79
Magee.....	78
Titus.....	78
Ruiz.....	73
R. Thomas.....	66
Luzinski.....	61
Taylor.....	60

BATTING AVG

(since 1900; min. 3,000 PA)

Klein (LH).....	.326
Ashburn (LH).....	.311
Kruk (LH).....	.309
Whitney.....	.307
C. Williams (LH).....	.306
Abreu (LH).....	.303
Hurst (LH).....	.303
Magee.....	.299
Wrightstone (LH).....	.298
Gonzalez (LH).....	.295

ON-BASE PCT

(since 1900; min. 3,000 PA)

R. Thomas (LH).....	.416
Abreu (LH).....	.416
Kruk (LH).....	.400
Ashburn (LH).....	.394
Dykstra (LH).....	.388
Klein (LH).....	.382
Hurst (LH).....	.382
Cravath.....	.382
Schmidt.....	.380
C. Williams (LH).....	.380

SLUGGING PCT

(since 1900; min. 3,000 PA)

Klein (LH).....	.553
D. Allen.....	.530
Schmidt.....	.527
Howard (LH).....	.515
Abreu (LH).....	.513
Rolen.....	.504
C. Williams (LH).....	.500
Cravath.....	.490
Luzinski.....	.489
Hurst (LH).....	.488

OPS

(since 1900; min. 3,000 PA)

Klein (LH).....	.935
Abreu (LH).....	.928
Schmidt.....	.908
D. Allen.....	.902
C. Williams (LH).....	.880
Rolen.....	.877
Cravath.....	.871
Hurst (LH).....	.869
Kruk (LH).....	.861
Howard (LH).....	.859

* First year as an official stat

^ Year modern rule came into use

PHILLIES SEASON BATTING TOP 10

GAMES

Rose, 1979	163
D. Allen, 1964	162
Callison, 1964	162
Bowa, 1974	162
Cash, 1974	162
Schmidt, 1974	162
Cash, 1975	162
Rose, 1980	162
Matthews, 1982	162
Rose, 1982	162
Abreu, 2001	162
Abreu, 2005	162
Rollins, 2007	162
Howard, 2008	162
Galvis, 2017	162

AT-BATS

Rollins, 2007	716
Samuel, 1984	701
Cash, 1975	699
Rollins, 2006	689
Cash, 1974	687
Glanville, 1998	678
Rollins, 2005	677
Rollins, 2009	672
Bowa, 1974	669
Cash, 1976	666

RUNS

Hamilton, 1894	196
Hamilton, 1895	166
Klein, 1930	158
O'Doul, 1929	152
Klein, 1932	152
Delahanty, 1894	149
Delahanty, 1895	148
Delahanty, 1893	145
Dykstra, 1993	143
Hamilton, 1891	142

HITS

O'Doul, 1929	254
Klein, 1930	250
Delahanty, 1899	234
Klein, 1932	226
Hamilton, 1894	223
Klein, 1933	223
Ashburn, 1951	221
S. Thompson, 1893	220
Klein, 1929	219
Delahanty, 1893	218

RBI

(since 1920*)

Klein, 1930	170
Howard, 2006	149
Howard, 2008	146
Klein, 1929	145
Hurst, 1932	143
Howard, 2009	141
Klein, 1932	137
Howard, 2007	136
Thome, 2003	131
Luzinski, 1977	130

DOUBLES

Klein, 1930	59
Delahanty, 1899	56
Klein, 1932	50
Abreu, 2002	50
Delahanty, 1895	49
Bartell, 1932	48
Abreu, 2001	48
Utley, 2007	48
Abreu, 2004	47
E. Allen, 1935	46
V. Hayes, 1986	46
Werth, 2010	46

TRIPLES

S. Thompson, 1894	27
Lajoie, 1897	25
Delahanty, 1892	21
S. Thompson, 1895	21
Rollins, 2007	20
Wood, 1887	20
Samuel, 1984	19
Delahanty, 1893	18
Fogarty, 1889	17
Delahanty, 1896	17
Flick, 1901	17
Magee, 1905	17
Magee, 1910	17

HOME RUNS

Howard, 2006	58
Schmidt, 1980	48
Howard, 2008	48
Thome, 2003	47
Howard, 2007	47
Schmidt, 1979	45
Howard, 2009	45
Klein, 1929	43
Thome, 2004	42
C. Williams, 1923	41

TOTAL BASES

Klein, 1930	445
Klein, 1932	420
Klein, 1929	405
O'Doul, 1929	397
Howard, 2006	383
Rollins, 2007	380
Klein, 1933	365
D. Allen, 1964	352
Howard, 2009	352
S. Thompson, 1895	350

EXTRA-BASE HITS

Klein, 1930	107
Klein, 1932	103
Klein, 1929	94
Rollins, 2007	88
Howard, 2009	86
S. Thompson, 1895	84
Howard, 2006	84
Abreu, 2001	83
Schmidt, 1980	81
D. Allen, 1964	80
Samuel, 1987	80
Rolen, 1998	80
Thome, 2003	80

WALKS

Dykstra, 1993	129
Schmidt, 1983	128
Abreu, 2004	127
Hamilton, 1894	126
Ashburn, 1954	125
V. Hayes, 1987	121
Schmidt, 1979	120
Daulton, 1993	117
Abreu, 2005	117
Connor, 1892	116
Camilli, 1936	116
HOSKINS, 2019	116

INTENTIONAL WALKS

(since 1955*)

Howard, 2006	37
Howard, 2007	35
Thome, 2004	26
Schmidt, 1986	25
Sizemore, 1977	21
Franco, 2019	19
D. Allen, 1967	18
Schmidt, 1981	18
DeJesus, 1983	18
Five tied with	17

STRIKEOUTS

Howard, 2007	199
Howard, 2008	199
Howard, 2014	190
Howard, 2009	186
Byrd, 2014	185
Thome, 2003	182
Howard, 2006	181
Schmidt, 1975	180
HARPER, 2019	178
HOSKINS, 2019	173

SACRIFICE FLIES

(since 1954^A)

Montanez, 1971	13
Schmidt, 1980	13
Rolen, 2001	12
Ennis, 1954	11
Demeter, 1962	11
Luzinski, 1976	11
V. Hayes, 1990	10
Brogna, 1998	10
17 tied with	9

STOLEN BASES

(since 1898^A)

Samuel, 1984	72
Delahanty, 1898	58
Magee, 1906	53
Samuel, 1985	53
Magee, 1910	49
Revere, 2014	49
Magee, 1905	48
V. Hayes, 1984	48
Rollins, 2008	47
Magee, 1907	46
M. Thompson, 1987	46
Rollins, 2001	46

HIT BY PITCH

Utley, 2008	27
Utley, 2007	25
Utley, 2009	24
Hollins, 1992	19
Rowand, 2007	19
Rowand, 2006	18
Utley, 2010	18
R. Thomas, 1899	17
Flick, 1900	16
Titus, 1909	16
Bradley, 1988	16
Ruiz, 2012	16

BATTING AVG

(since 1900; min. 400 PA)

O'Doul, 1929	.398
Klein, 1930	.386
O'Doul, 1930	.383
Flick, 1900	.378
Walker, 1947	.371
Klein, 1933	.368
Delahanty, 1901	.357
Klein, 1929	.356
Ashburn, 1958	.350
G. Harper, 1925	.349
Davis, 1933	.349

ON-BASE PCT

(since 1900; min. 400 PA)

O'Doul, 1929	.466
R. Thomas, 1903	.453
O'Doul, 1930	.453
Flick, 1900	.451
R. Thomas, 1900	.451
Ashburn, 1955	.449
Camilli, 1937	.446
Abreu, 1999	.446
Magee, 1910	.445
Walker, 1947	.443

SLUGGING PCT

(since 1900; min. 400 PA)

Klein, 1930	.687
Howard, 2006	.659
Klein, 1929	.657
Klein, 1932	.646
Schmidt, 1981	.644
D. Allen, 1966	.632
Schmidt, 1980	.624
O'Doul, 1929	.622
HARPER, 2021	.615
O'Doul, 1930	.604

OPS

(since 1900; min. 400 PA)

Klein, 1930	1.123
O'Doul, 1929	1.087
Howard, 2006	1.084
Schmidt, 1981	1.080
Klein, 1929	1.065
O'Doul, 1930	1.057
Klein, 1932	1.050
HARPER, 2021	1.044
Camilli, 1937	1.034
D. Allen, 1966	1.027

* First year as an official stat
^A Year modern rule came into use

DOUBLE FIGURES

QUADRUPLE-DOUBLE

(10 OR MORE 2B, 3B, HR, SB IN A SEASON)

Player	Year	2B	3B	HR	SB
George Wood	1887	22	19	14	19
Roger Connor	1892	37	11	12	22
Ed Delahanty	1893	35	18	19	37
Sam Thompson	1893	37	13	11	18
Sam Thompson	1894	29	27	13	29
Ed Delahanty	1895	49	10	11	46
Sam Thompson	1895	45	21	18	27
Ed Delahanty	1896	44	17	13	37
Elmer Flick	1900	33	16	11	35
Gavvy Cravath	1913	34	14	19	10
Sherry Magee	1914	39	11	15	25
Cy Williams	1920	36	10	15	18
Curt Walker	1922	36	11	12	11
Chuck Klein	1932	50	15	38	20
Johnny Callison	1962	26	10	23	10
Dick Allen	1965	31	14	20	15
Dick Allen	1966	25	10	40	10
Dick Allen	1967	31	10	23	20
Garry Maddox	1977	27	10	14	22
Mike Schmidt	1977	27	11	38	15
Bake McBride	1979	16	12	12	25
Juan Samuel	1984	36	19	15	72
Juan Samuel	1985	31	13	19	53
Juan Samuel	1986	36	12	16	42
Juan Samuel	1987	37	15	28	35
Bobby Abreu	1999	35	11	20	27
Bobby Abreu	2000	42	10	25	28
Jimmy Rollins	2001	29	12	14	46
Jimmy Rollins	2002	33	10	11	31
Jimmy Rollins	2004	43	12	14	30
Jimmy Rollins	2005	38	11	12	41
Jimmy Rollins	2007	38	20	30	41
Shane Victorino	2009	39	13	10	25
Shane Victorino	2010	26	10	18	34
Shane Victorino	2011	27	16	17	19

EIGHT HITS, DOUBLEHEADER

Player	Date	AB	2B	3B	HR
Sam Thompson	8/11/1894	10	1	2	0
Ed Delahanty	7/13/1897	8	1	0	0
Buck Jordan	6/26/1938	10	3	0	0
Johnny Wyrostek	8/15/1946	10	3	0	0
Eddie Waitkus	8/27/1950	11	2	0	0
Richie Ashburn	5/20/1951	10	0	0	0

TRIPLE-DOUBLE

(15 OR MORE 2B, 3B, HR IN A SEASON)

Player	Year	2B	3B	HR
Ed Delahanty	1893	35	18	19
Sam Thompson (LH)	1895	45	21	18
Chuck Klein (LH)	1932	50	15	38
Johnny Callison (LH)	1965	25	16	32
Juan Samuel	1984	36	19	15
Juan Samuel	1987	37	15	28
Jimmy Rollins (SW)	2007	38	20	30
Shane Victorino (SW)	2011	27	16	17

20-20 CLUB

Player	Year	HR	SB
Sam Thompson (LH)	1889	20	24
Chuck Klein (LH)	1932	38	20
Dick Allen	1967	23	20
Mike Schmidt	1974	36	23
Mike Schmidt	1975	38	29
Juan Samuel	1987	28	35
Von Hayes (LH)	1989	26	28
Bobby Abreu (LH)	1999	20	27
Bobby Abreu (LH)	2000	25	28
Bobby Abreu (LH)	2001	31	36
Bobby Abreu (LH)	2002	20	31
Bobby Abreu (LH)	2003	20	22
Bobby Abreu (LH)	2004	30	40
Bobby Abreu (LH)	2005	24	31
Jimmy Rollins (SW)	2006	25	36
Jimmy Rollins (SW)	2007	30	41
Jayson Werth	2008	24	20
Jimmy Rollins (SW)	2009	21	31
Chase Utley (LH)	2009	31	23
Jayson Werth	2009	36	20
Jimmy Rollins (SW)	2012	23	30

30-30 CLUB

Player	Year	HR	SB
Bobby Abreu (LH)	2001	31	36
Bobby Abreu (LH)	2004	30	40
Jimmy Rollins (SW)	2007	30	41

PHILLIES HITTING FOR THE CYCLE

Lave Cross	4/24/1894 at BKN
Sam Thompson	8/17/1894 vs LOU
Cy Williams	8/5/1927 at PIT
Chuck Klein	7/1/1931 vs CHI
Chuck Klein	5/26/1933 at STL
Johnny Callison	6/27/1963 at PIT
Gregg Jefferies	8/25/1995 vs LAD
David Bell	6/28/2004 vs MTL

PHILLIES BATTING CHAMPIONS

1891	Billy Hamilton (LH)	.338
1899	Ed Delahanty	.408
1910	Sherry Magee	.331
1929	Lefty O'Doul (LH)	.398
1933	Chuck Klein (LH)	.368
1947	Harry Walker (LH)	.363
1955	Richie Ashburn (LH)	.338
1958	Richie Ashburn (LH)	.350

HOME RUNS

MOST HR IN ONE MONTH

Month	Team High	Individual High
April	39 in 2008	Mike Schmidt, 11 in 1976
May	42 in 2008	Cy Williams, 15 in 1923
June	44 in 2004	Jim Thome, 15 in 2004
July	42 in 2008	Chuck Klein, 14 in 1929
August	43 in 2009	Ryan Howard, 14 in 2006
September	46 in 2019	Ryan Howard, 11 in 2007, 2008
October	8 in 1972	Mike Schmidt, 4 in 1980

MOST HR IN ONE MONTH, TEAM

46	September 2019	38	May 2004
44	June 2004	38	June 2007
43	August 2009	38	June 2009
42	June 1977	38	July 2021
42	May 2008	37	August 1969
42	July 2008	37	June 1975
41	July 1977	37	August 2002
41	August 2007	37	September 2004
41	September 2007	37	June 2006
41	August 2020	37	July 2007
40	August 2006	36	August 1993
40	September 2006	36	May 1999
40	May 2009	35	May 1929
40	June 2019	35	June 1929
39	August 2004	35	July 1930
39	May 2006	35	June 1973
39	April 2008	35	July 2009
39	August 2021	35	September 2009
38	July 1950	35	September 2010
38	August 1950	35	June 2018
38	August 1977	35	September 2020
38	August 1985		

CONSECUTIVE HOME RUN GAMES, TEAM (Since 1910)

CONSECUTIVE GAMES HITTING A HR

Games	Year(s)
18	2008
16	2002, 2006, 2018
14	1922, 2006, 2008, 2013, 2016
13	1964, 2018
12	1973, 1997, 2004 (2x), 2005, 2006, 2007
11	1987, 1990, 2000, 2019, 2020, 2021
10	1929, 1930, 1936, 1953, 1955, 1961, 1980, 1991, 2000, 2006, 2008, 2009 (2x), 2017, 2021

CONSECUTIVE GAMES WITH NO HOMERS

Games	Year
33	1910
30	1918
24	1945
23	1910
21	1917
19	1934

MOST CAREER HR, BY POSITION

P	Rick Wise and Larry Christenson	11
C	Mike Lieberthal	149
1B	Ryan Howard	370
2B	Chase Utley	226
3B	Mike Schmidt	509
SS	Jimmy Rollins	214
OF	Del Ennis	257
OF	Chuck Klein	241
OF	Pat Burrell	235

HITTING 10 OR MORE HOMERS – MONTH

HR	Player	Month	Year
15	Cy Williams	May	1923
15	Jim Thome	June	2004
14	Chuck Klein	July	1929
14	Mike Schmidt	June	1977
14	Ryan Howard	August	2006
13	Deron Johnson	July	1971
13	Mike Schmidt	July	1979
13	Ryan Howard	May	2006
12	Chuck Klein	June	1932
12	Dick Allen	June	1966
12	Mike Schmidt	August	1975
12	Mike Schmidt	May	1980
12	Mike Schmidt	July	1982
12	Domonic Brown	May	2013
11	Chuck Klein	May	1929
11	Del Ennis	July	1953
11	Greg Luzinski	June	1975
11	Mike Schmidt	April	1976
11	Mike Schmidt	May	1979
11	Scott Rolen	July	1999
11	Bobby Abreu	May	2005
11	Ryan Howard	September	2007
11	Ryan Howard	September	2008
11	Ryan Howard	August	2009
11	Rhys Hoskins	August	2017
11	Bryce Harper	August	2019
10	Cy Williams	July	1927
10	Chuck Klein	July	1930
10	Chuck Klein	May	1932
10	Willie Jones	July	1950
10	Bill Robinson	August	1973
10	Mike Schmidt	June	1974
10	Greg Luzinski	July	1977
10	Jim Thome	August	2003
10	Jim Thome	September	2003
10	Ryan Howard	September	2005
10	Chase Utley	September	2006
10	Ryan Howard	June	2007
10	Ryan Howard	July	2007
10	Pat Burrell	August	2007
10	Chase Utley	April	2008
10	Ryan Howard	May	2008
10	Ryan Howard	July	2008
10	Ryan Howard	May	2009
10	Raúl Ibañez	May	2009
10	Bryce Harper	August	2021

MOST CAREER, BY PARK

Recreation Park	Charlie Bastian, 5
Baker Bowl	Chuck Klein, 156
Shibe Park/Connie Mack Stadium	Del Ennis, 133
Veterans Stadium	Mike Schmidt, 265
Citizens Bank Park	Ryan Howard, 198

MOST ONE SEASON, BY PARK

Recreation Park	13 in 1886
Baker Bowl	95 in 1922
Shibe Park/Connie Mack Stadium	77 in 1955
Veterans Stadium	101 in 1977
Citizens Bank Park	123 in 2019

HOME RUNS

LEADOFF HOMERS

MOST, CAREER

46	Jimmy Rollins
14	Juan Samuel
12	Lenny Dykstra
11	César Hernández
8	Doug Glanville
6	John Briggs
6	Bake McBride
6	Andrew McCutchen
6	George Parkert
6	Tony Taylor
4	Tony Gonzalez
4	Billy Hamilton
4	Odúbel Herrera
4	Heine Sand
3	8 players
2	16 players
1	34 players

MOST, SEASON

9	Jimmy Rollins, 2007
6	Jimmy Rollins, 2012
5	Jimmy Rollins, 2009
4	Juan Samuel, 1989
4	Lenny Dykstra, 1993
4	Jimmy Rollins, 2004
4	Jimmy Rollins, 2005
4	Jimmy Rollins, 2006
4	César Hernández, 2018

CLUB RECORD

10	2021 - Herrera-3 McCutchen-3 Segura-3 Galvis-1
9	2007 - Rollins
8	2019 - Hernández-3, Kingery-2, McCutchen-2, Dickerson-1
6	1978 - McBride-3, Martin-2, Schmidt-1 1989 - Samuel-4, Ready-2 2001 - Glanville-3, Rollins-3 2004 - Rollins-4, Byrd-2 2012 - Rollins

BACK-TO-BACK HOMERS

Most, Season – Club: 11 in 2009

Most, Season – Individual: 6 in 1980, Mike Schmidt and Greg Luzinski

Most, Career: 9 – Schmidt/Luzinski and Chuck Klein/Don Hurst

Most, Game – Same Players: 2 by Don Money and Greg Luzinski, 10/3/1972 at CHI

Most, Game – Consecutive: 3 (nine times)

9/30/1977	vs MTL, 2nd inning (Greg Luzinski, Richie Hebner, Garry Maddox)
8/17/1985	at CHI, 7th inning (Juan Samuel, Glenn Wilson, Mike Schmidt)
7/26/1987	vs ATL, 8th inning (Milt Thompson, Von Hayes, Mike Schmidt)
4/28/1999	vs CIN, 1st inning (Scott Rolen, Rico Brogna, Ron Gant)
5/4/2004	vs STL, 5th inning (Bobby Abreu, Jim Thome, Pat Burrell)
5/18/2004	vs LAD, 4th inning (Bobby Abreu, Pat Burrell, Jim Thome)
6/13/2008	at STL, 1st inning (Chase Utley, Ryan Howard, Pat Burrell)
4/23/2017	vs ATL, 8th inning (César Hernández, Aaron Altherr, Odúbel Herrera)
9/17/2020	vs NYM, 1st inning (Bryce Harper, Alec Bohm, Didi Gregorius)

BACK-TO-BACK LEADOFF HOME RUNS

The National League record for consecutive home runs at the start of a game is three, originally set by San Diego in 1987. The American League has had back-to-back homers to lead off a game 22 times. The Phillies have hit back-to-back homers to start their half of the first inning, five times:

7/29/1984	vs MTL – Juan Samuel and Von Hayes
7/7/1986	vs ATL – Gary Redus and Juan Samuel
4/16/1996	at MTL – Lenny Dykstra and Mickey Morandini
9/9/2004	at ATL – Jimmy Rollins and Placido Polanco
5/18/2014	vs CIN – Jimmy Rollins and Wil Nieves

EXTRA-INNING HOMERS

MOST, CAREER

9	Mike Schmidt
6	Ryan Howard
6	Dick Allen
5	Gavvy Cravath
5	Del Ennis
5	Cy Williams
5	Pat Burrell
5	Chase Utley
4	Tony Gonzalez
4	Stan Lopata
4	Jimmy Rollins
3	7 players
2	32 players
1	97 players

MOST, SEASON

2	Gavvy Cravath, 1914	2	Pat Burrell, 2002
2	Jim Tabor, 1946	2	Tomas Perez, 2002
2	Wes Covington, 1961	2	Ryan Howard, 2005
2	Johnny Callison, 1963	2	Ryan Howard, 2007
2	Dick Allen, 1964	2	Carlos Ruiz, 2010
2	Dick Allen, 1966	2	Hunter Pence, 2012
2	Willie Montanez, 1971	2	John Mayberry Jr., 2013
2	Manny Trillo, 1981	2	Brad Miller, 2021
2	John Russell, 1986		
2	Mike Schmidt, 1986		
2	Dave Hollins, 1993		
2	Charlie Hayes, 1995		
2	Todd Zeile, 1996		

Club Season Record: 6 – 1986 (Schmidt-2, Russell-2, Stone, Samuel)
2003 (Burrell, Byrd, Michaels, Pratt, Rollins, Thome)
2010 (Ruiz-2, Gload, Howard, Polanco, Schneider)

HOMERING IN 5 STRAIGHT GAMES

Dick Allen, 1969 (May 27-June 1)
Mike Schmidt, 1979 (July 6-10)
Bobby Abreu, 2005 (May 8-12)
Chase Utley, 2008 (April 17-21)
Chase Utley, 2008 (May 28-June 2)
*Rhys Hoskins, 2017 (Aug. 23-27)
Odúbel Herrera, 2018 (June 17-22)

* Rookie

HOMERING IN 4 STRAIGHT GAMES

Cy Williams, 1926	Greg Luzinski, 1977
Chuck Klein, 1929	*Len Matuszek, 1984
Don Hurst, 1929	Juan Samuel, 1985
Johnny Rizzo, 1940	Pete Incaviglia, 1993, 1994
Andy Seminick, 1948	Jim Thome, 2003
Del Ennis, 1950 (twice)	Bobby Abreu, 2005
Stan Lopata, 1957	Ryan Howard, 2006, 2007, 2012
Dick Allen, 1967	Raúl Ibañez, 2009
Ken Brett, 1973	Jayson Werth, 2009
Mike Schmidt, 1975, 1976, 1977, 1979 (twice), 1980 (3 times), 1982, 1984	Chase Utley, 2010
	Maikel Franco, 2016

HOME RUNS – GAME

TWO OR MORE, ONE GAME (CAREER)

44	Mike Schmidt	8	Don Hurst
29	Ryan Howard	7	Rico Brogna, Don Demeter, Andy Seminick
23	Chuck Klein		
21	Chase Utley	6	Gavvy Cravath, Bryce Harper, Pete Incaviglia, Stan Lopata, Fred Luderus, Brad Miller, Don Money, Sam Thompson, Jayson Werth
20	Dick Allen		
18	Pat Burrell		
17	Greg Luzinski		
14	Cy Williams	5	Raúl Ibañez, Cliff W. Lee, Johnny Moore
12	Willie Jones		
11	Dolph Camilli, Von Hayes, Mike Lieberthal, Scott Rolen	4	12 players
10	Bobby Abreu, Johnny Callison	3	16 players
9	Darren Daulton, Del Ennis, Rhys Hoskins, Jimmy Rollins, Jim Thome	2	34 players
		1	101 players

TWO, ONE GAME – PITCHER

6/24/1926 (gm 1)	Jack Knight
7/22/1930	Phil Collins
6/23/1971	Rick Wise
8/28/1971	Rick Wise
9/5/1976	Larry Christenson
9/30/1978	Randy Lerch
6/2/2002	Robert Person
8/11/2004	Randy Wolf

THREE IN A GAME – PHILLIES

John Manning, of, consecutive	10/9/1884 at CHI
Walt Henline, c	9/15/1922 at STL
Cy Williams, of (LH)	5/11/1923 at STL
John Moore, of (LH), consecutive	7/22/1936 vs PIT
Andy Seminick, c	6/2/1949 vs CIN
Del Wilber, c, consecutive	8/27/1951 vs CIN
Del Ennis, of	7/23/1955 vs STL
Don Demeter, of	9/12/1961 at LAD
Johnny Callison, of (LH), consecutive	9/27/1964 vs MIL
Johnny Callison, of (LH)	6/6/1965 at CHI (gm 2)
Dick Allen, of, consecutive	9/29/1968 at NYM
Deron Johnson, 1b, consecutive	7/11/1971 vs MTL
Mike Schmidt, 3b, consecutive	7/7/1979 vs SF
Mike Schmidt, 3b, consecutive	6/14/1987 at MTL
Von Hayes, of (LH)	8/29/1989 at SF
Benito Santiago, c, consecutive	9/15/1996 at CHI
Bobby Estalella, c	9/4/1997 at MTL
Mike Lieberthal, c	8/10/2002 at LAD
Ryan Howard, 1b (LH), consecutive	9/3/2006 vs ATL (gm 1)
Jayson Werth, cf, consecutive	5/16/2008 vs TOR
Brad Miller, 1b, consecutive	7/8/2021 at CHI

FOUR IN A GAME – PHILLIES

Ed Delahanty	7/13/1896 at CHI
Chuck Klein (LH)	7/10/1936 at PIT*
Mike Schmidt, consecutive	4/17/1976 at CHI*

* 10-inning game

THREE IN A DOUBLEHEADER

Cy Williams	5/20/1927 vs CIN
Chuck Klein	7/15/1929 vs CHI
Don Hurst	7/23/1932 vs BKN
Chuck Klein	5/10/1933 vs CIN
Chuck Klein	8/19/1933 vs CIN
Johnny Rizzo	8/14/1940 at BKN
Del Ennis	8/28/1948 at PIT
Andy Seminick	6/12/1949 vs STL
Stan Lopata	5/13/1956 at PIT
Harry Anderson	6/8/1958 at STL
Johnny Callison	6/6/1965 at CHI
Ryan Howard	9/3/2006 vs ATL
Raúl Ibañez	5/16/2009 at WSH

THREE IN A GAME – OPPONENT

Tom McCreery	7/12/1897 vs LOU
Hack Wilson	7/26/1930 vs CHI
George Watkins	6/24/1931 vs STL
Floyd Herman	7/20/1933 at CHI
Hal Lee	7/6/1934 vs BOS
Al Kampouris	5/9/1937 vs CIN
Clyde McCullough	7/26/1942 vs CHI
Duke Snider	5/30/1950 at BKN
Hank Sauer	6/11/1952 at CHI
Gus Bell	7/21/1955 vs CIN
Willie Mays	6/29/1961 vs SF*
Bob Tillman	7/30/1969 vs ATL
Rico Carty	7/31/1970 at ATL
Rick Monday	5/16/1972 vs CHI
Johnny Bench	5/9/1973 vs CIN
Reggie Smith	5/22/1976 vs STL
Dave Kingman	5/17/1979 at CHI
Eric Davis	5/3/1987 vs CIN
Andre Dawson	8/1/1987 at CHI
Jeff Treadway	5/26/1990 vs ATL
Sammy Sosa	6/5/1996 at CHI
Mark McGwire	5/19/1998 vs STL
Brant Brown	6/18/1998 at CHI
Mark McGwire	5/18/2000 vs STL
Erubiel Durazo	5/17/2002 at ARI
Andruw Jones	9/25/2002 vs ATL
Mike Lowell	4/21/2004 vs FLA^
Aramis Ramirez	7/30/2004 at CHI
J.T. Snow	8/13/2004 vs SF
Jose Reyes	8/15/2006 vs NYM
Carlos Lee	4/13/2007 vs HOU
Jason Giambi	5/19/2011 vs COL
Ryan Braun	4/8/2014 vs MIL
Joey Votto	6/9/2015 at CIN
Charlie Blackmon	8/12/2016 vs COL
Yoanis Céspedes	4/11/2017 vs NYM

* 10-inning game; ^ 12-inning game

TWO HR, ONE INNING, PLAYER

6/2/1949	Andy Seminick vs CIN, 8th inning
6/11/1985	Von Hayes vs NYM, 1st inning*

*First player in history to hit two homers in the first inning

MOST HR, ONE INNING, CLUB

5	6/2/1949 vs CIN, 8th inning (Del Ennis, Andy Seminick (2), Willie Jones and Schoolboy Rowe)
---	---

HOME RUNS – GAME

MOST HOMERS IN A GAME – PHILLIES

HR	Date/Opponent	Players
7	9/8/1998 vs NYM 7/26/2018 at CIN 6/1/2021 at CIN	Brogna (2), Sefcik (2), Estalella (2), Anderson Franco (2), Hoskins (2), Williams (2), Santana Herrera (2), McCutchen (2), Hoskins, Joyce, Torreyes
6	5/11/1923 vs CHI 8/28/1948 at PIT 6/2/1949 vs CIN 4/27/1965 at SF 10/3/1972 at CHI 4/17/1976 at CHI 8/12/1977 at CHI 8/17/1985 at CHI 5/30/1993 at COL 8/11/2004 vs COL 7/9/2017 vs SD 9/6/2021 at MIL	Williams (3), Mogan (2), Parkinson Ennis (2), Hamner, Lakeman, Seminick, Miller Seminick (3), Ennis, Jones, Rowe Allen (2), Covington, Gonzalez, Dalrymple, Callison Money (2), Luzinski (2), Harmon, B. Robinson Schmidt (4), Boone, Maddox McCarver (2), Carlton, Luzinski, Johnstone Hutton Daulton (2), Schu, Samuel, Wilson, Schmidt Daulton (2), Greene, Duncan, Hollins, Batiste Thome (2), Wolf (2), Rollins, Utley Galvis (2), Altherr, Williams, Herrera, Rupp Miller (2), Segura, Harper, McCutchen, Galvis

MOST HOMERS IN A GAME – OPPONENT

HR	Date/Opponent	Players
9	9/4/1999 vs CIN	Taubensee (2), Boone, Young, Hammonds, Vaughn, Reese, Johnson, Lewis
8	6/16/2015 at BAL 8/24/2015 vs NYM 6/10/2019 vs ARI	Machado (2), Parmelee (2), Davis, Flaherty, Lough, Paredes Flores (2), Cespedes, Cuddyer, d'Arnaud, Lagares, Murphy, Wright Escobar (2), Vargas (2), Avila, Dyson, Marte, Peralta
7	4/19/2005 vs NYM 4/30/2013 at CLE 4/11/2017 vs NYM 6/29/2018 vs WSH	Diaz (2), Reyes (2), Mientkiewicz, Piazza, Wright Raburn (2), Brantley, Santana, Reynolds, Chisenhall, Stubbs Céspedes (3), Duda (2), Cabrera, d'Arnaud Soto (2), Goodwin, Harper, Rendon, Reynolds, Turner

FIRST MAJOR LEAGUE HIT A HOME RUN

Player	Date/Opponent	Player	Date/Opponent
Bill Duggleby * + #	4/21/1898 vs NYG	Jeff Bittiger +	9/22/1986 at PIT
Tom Sullivan +	5/15/1922 at STL	Ricky Jordan ^	7/17/1988 vs HOU
Emmett Mueller #	4/19/1938 vs BKN	Ron Jones	8/26/1988 vs LAD
Charlie Frye +	8/21/1940 at CHI	Bobby Estalella	9/27/1996 at NYM
Jim Carlin	8/2/1941 at STL	Marlon Anderson #	9/8/1998 vs NYM
Bob Finley	7/5/1943 vs STL	Chase Utley *	4/24/2003 vs COL
Andy Seminick	9/15/1943 vs NYG	John Mayberry Jr.	5/23/2009 at NYY
Ed Sanicki #	9/14/1949 at PIT	Darin Ruf	9/25/2012 vs WSH
Jim Command *	7/11/1954 at BKN	Darnell Sweeney (PH)	8/22/2015 at MIA
Bob Bowman	9/21/1956 at NYG	Brock Stassi	4/10/2017 vs NYM
Dick Farrell +	6/2/1957 vs BKN	Mitch Walding	9/14/2018 vs MIA
Larry Christenson +	5/16/1975 vs ATL		

* Grand slam + Pitcher # 1st plate appearance ^ 1st at-bat (PH) Pinch-hit

PITCHERS, CAREER (222 Home Runs)

11	Larry Christenson, Rick Wise
9	Steve Carlton, Schoolboy Rowe
7	Al Orth
6	Bill Duggleby
5	Robin Roberts
4	Grover Alexander, Ken Brett, Jim Bunning, Don Cardwell, Hal Carlson, Phil Collins, Charlie Ferguson, Tommy Greene, Randy Lerch, Lee Meadows, Robert Person, Jimmy Ring, Jack Taylor, Randy Wolf
3	Johnny Couch, Wayland Dean, Kevin Gross, Art Mahaffey, Claude Passeau
2	Dennis Bennett, Ed Daily, Curt Davis, Jack Fife, Woodie Fryman, Jack Knight, Cliff Lee, Ben Lively, Erskine Mayer, Bob Miller, Clarence Mitchell, David Palmer, Bucky Walters, Doc White
1	66 players

HOME RUNS – SEASON

30 OR MORE, ONE SEASON

58	Ryan Howard (LH)	2006	34	Rhys Hoskins	2018
48	Mike Schmidt	1980	33	Dick Allen	1968
48	Ryan Howard (LH)	2008	33	Mike Schmidt	1985
47	Jim Thome (LH)	2003	33	Pat Burrell	2008
47	Ryan Howard (LH)	2007	33	Chase Utley (LH)	2008
45	Mike Schmidt	1979	33	Ryan Howard (LH)	2011
45	Ryan Howard (LH)	2009	32	Lefty O'Doul (LH)	1929
43	Chuck Klein (LH)	1929	32	Stan Lopata	1956
42	Jim Thome (LH)	2004	32	Johnny Callison (LH)	1965
41	Cy Williams (LH)	1923	32	Dick Allen	1969
40	Chuck Klein (LH)	1930	32	Pat Burrell	2005
40	Dick Allen	1966	32	Chase Utley (LH)	2006
40	Mike Schmidt	1983	31	Don Hurst (LH)	1929
39	Greg Luzinski	1977	31	Chuck Klein	1931
38	Chuck Klein (LH)	1932	31	Del Ennis	1950
38	Mike Schmidt	1975	31	Johnny Callison (LH)	1964
38	Mike Schmidt	1976	31	Mike Schmidt	1981
38	Mike Schmidt	1977	31	Scott Rolen	1998
37	Mike Schmidt	1986	31	Mike Lieberthal	1999
37	Pat Burrell	2002	31	Bobby Abreu (LH)	2001
36	Mike Schmidt	1974	31	Chase Utley (LH)	2009
36	Mike Schmidt	1984	31	Ryan Howard (LH)	2010
36	Jayson Werth	2009	30	Cy Williams (LH)	1927
35	Greg Luzinski	1978	30	Del Ennis	1948
35	Mike Schmidt	1982	30	Willie Montanez (LH)	1971
35	Mike Schmidt	1987	30	Benito Santiago	1996
35	Bryce Harper (LH)	2019	30	Bobby Abreu (LH)	2004
35	Bryce Harper (LH)	2021	30	Pat Burrell	2007
34	Deron Johnson	1971	30	Jimmy Rollins (SW)	2007
34	Greg Luzinski	1975			
34	Raúl Ibañez (LH)	2009			

LH – Left-handed batter; SW – Switch-hitter

TRIOS, ONE SEASON

Ryan Howard	58
Chase Utley	32
Pat Burrell	29
Total in 2006	119
Ryan Howard	45
Jayson Werth	36
Raúl Ibañez	34
Total in 2009	115
Ryan Howard	48
Pat Burrell	33
Chase Utley	33
Total in 2008	114
Ryan Howard	47
Pat Burrell	30
Jimmy Rollins	30
Total in 2007	107
Chuck Klein	43
Lefty O'Doul	32
Don Hurst	31
Total in 1929	106
Jim Thome	42
Bobby Abreu	30
Pat Burrell	24
Total in 2004	96
Greg Luzinski	39
Mike Schmidt	38
Richie Hebner	18
Total in 1977	95

DUOS, ONE SEASON

Ryan Howard	58
Chase Utley	32
Total in 2006	90
Ryan Howard	48
Chase Utley	33
Total in 2008	81
Ryan Howard	48
Pat Burrell	33
Total in 2008	81
Ryan Howard	45
Jayson Werth	36
Total in 2009	81
Greg Luzinski	39
Mike Schmidt	38
Total in 1977	77
Ryan Howard	47
Pat Burrell	30
Total in 2007	77
Ryan Howard	47
Jimmy Rollins	30
Total in 2007	77
Chuck Klein	43
Lefty O'Doul	32
Total in 1929	75
Mike Schmidt	38
Greg Luzinski	34
Total in 1975	72
Jim Thome	42
Bobby Abreu	30
Total in 2004	72

EACH PARK, ONE SEASON

1929	Chuck Klein
1941	Danny Litwhiler
1944	Ron Northey
1948	Del Ennis
1950	Andy Seminick
1950	Dick Sisler
1952	Del Ennis
1959	Wally Post
1979	Mike Schmidt

MOST MULTIPLE HOME RUN GAMES

7	Dick Allen, 1968 Ryan Howard, 2006 Chase Utley, 2006
6	Cy Williams, 1923 Chuck Klein, 1931 Mike Schmidt, 1974 Jim Thome, 2003
5	Greg Luzinski, 1977 Mike Schmidt, 1980 Mike Schmidt, 1983 Von Hayes, 1989 Chase Utley, 2005 Ryan Howard, 2007 Ryan Howard, 2008 Ryan Howard, 2009

MOST HOME RUNS AT HOME

29	Chuck Klein, 1932 Ryan Howard, 2006
28	Jim Thome, 2003
26	Cy Williams, 1923 Chuck Klein, 1930 Ryan Howard, 2008
25	Chuck Klein, 1929 Mike Schmidt, 1980
24	Dolph Camilli, 1936
23	Ryan Howard, 2007
22	Chuck Klein, 1931 Deron Johnson, 1971 Mike Schmidt, 1975 Greg Luzinski, 1977

MOST HOME RUNS ON THE ROAD

29	Mike Schmidt, 1979 Ryan Howard, 2006
27	Ryan Howard, 2009
24	Ryan Howard, 2007
23	Dick Allen, 1966 Mike Schmidt, 1980 Jim Thome, 2004
22	Del Ennis, 1948 Benito Santiago, 1996 Ryan Howard, 2008
21	Mike Schmidt, 1976 Mike Schmidt, 1977 Mike Schmidt, 1983 Mike Lieberthal, 1999 Pat Burrell, 2008 Raúl Ibañez, 2009

HOME RUNS – SEASON

MOST PLAYERS IN DOUBLE HOME RUN FIGURES

10	2019 - Harper, Hoskins, Realmuto, Kingery, Franco, Hernández, Bruce, Miller, Segura, McCutchen	7	2002 - Burrell, Abreu, Rolen, Lieberthal, Lee, Giambi, Rollins
9	2004 - Thome, Abreu, Burrell, Bell, Lieberthal, Polanco, Rollins, Utley, Michaels		2005 - Burrell, Utley, Abreu, Howard, Lieberthal, Rollins, Bell
8	2017 - Franco, Joseph, Altherr, Hoskins, Herrera, Rupp, Galvis, Williams		2007 - Howard, Burrell, Rollins, Rowand, Utley, Victorino, Dobbs
	2021 - Harper, Hoskins, McCutchen, Miller, Realmuto, Segura, Gregorius, Herrera		2008 - Howard, Burrell, Utley, Werth, Feliz, Victorino, Rollins
7	1977 - Luzinski, Schmidt, Hebner, Johnstone, Maddox, Boone, McBride		2009 - Howard, Werth, Ibañez, Utley, Rollins, Feliz, Victorino
	1987 - Schmidt, Samuel, Hayes, Parrish, James, Aguayo, Wilson		2011 - Howard, Ibañez, Victorino, Rollins, Mayberry, Pence, Utley
	1993 - Daulton, Incaviglia, Dykstra, Hollins, Kruk, Chamberlain, Duncan		2012 - Rollins, Pence, Ruiz, Howard, Mayberry, Utley, Wigginton
	2001 - Abreu, Burrell, Rolen, Lee, Glanville, Rollins, Anderson		2018 - Hoskins, Santana, Franco, Herrera, Williams, Hernández, Alfaro

CONSECUTIVE 20-HOME RUN SEASONS

Seasons	Player	Years
14	Mike Schmidt	1974-87
8	Pat Burrell	2001-08
7	Bobby Abreu	1999-2005
7	Ryan Howard	2005-11
6	Dick Allen	1964-69
5	Chuck Klein	1929-33
5	Del Ennis	1952-56
5	Scott Rolen	1997-01
5	Chase Utley	2005-09
4	Johnny Callison	1962-65
4	Greg Luzinski	1975-78

MOST PLAYERS WITH 20 HOMERS

5	2007	Ryan Howard, Pat Burrell, Jimmy Rollins, Aaron Rowand, Chase Utley
	2009	Ryan Howard, Jayson Werth, Raúl Ibañez, Chase Utley, Jimmy Rollins
4	1962	Don Demeter, Johnny Callison, Roy Sievers, Tony Gonzalez
	1999	Mike Lieberthal, Scott Rolen, Rico Brogna, Bobby Abreu
	2001	Bobby Abreu, Pat Burrell, Scott Rolen, Travis Lee
	2005	Pat Burrell, Chase Utley, Bobby Abreu, Ryan Howard
	2006	Ryan Howard, Chase Utley, Pat Burrell, Jimmy Rollins
	2008	Ryan Howard, Pat Burrell, Chase Utley, Jayson Werth
	2016	Maikel Franco, Ryan Howard, Tommy Joseph, Freddy Galvis
	2018	Rhys Hoskins, Carlos Santana, Maikel Franco, Odúbel Herrera
	2021	Bryce Harper, Rhys Hoskins, Andrew McCutchen, Brad Miller
3	1929	Chuck Klein, Lefty O'Doul, Don Hurst
	1950	Del Ennis, Willie Jones, Andy Seminick
	1965	Johnny Callison, Dick Stuart, Dick Allen
	1987	Mike Schmidt, Juan Samuel, Von Hayes
	1997	Scott Rolen, Rico Brogna, Mike Lieberthal
	2000	Scott Rolen, Bobby Abreu, Ron Gant
	2003	Jim Thome, Pat Burrell, Bobby Abreu
	2004	Jim Thome, Bobby Abreu, Pat Burrell
	2019	Bryce Harper, Rhys Hoskins, J.T. Realmuto

30 HOMERS AND 100 RBI, SAME SEASON

Year	Player	HR/RBI
1923	Cy Williams (LH)	41/114
1929	Chuck Klein (LH)	43/145
1929	Don Hurst (LH)	31/125
1929	Lefty O'Doul (LH)	32/122
1930	Chuck Klein (LH)	40/170
1931	Chuck Klein (LH)	31/121
1932	Chuck Klein (LH)	38/137
1950	Del Ennis	31/126
1964	Johnny Callison (LH)	31/104
1965	Johnny Callison (LH)	32/101
1966	Dick Allen	40/110
1974	Mike Schmidt	36/116
1975	Greg Luzinski	34/120
1976	Mike Schmidt	38/107
1977	Greg Luzinski	39/130
1977	Mike Schmidt	38/101
1978	Greg Luzinski	35/101
1979	Mike Schmidt	45/114
1980	Mike Schmidt	48/121
1983	Mike Schmidt	40/109
1984	Mike Schmidt	36/106
1986	Mike Schmidt	37/119
1987	Mike Schmidt	35/113
1998	Scott Rolen	31/110
2001	Bobby Abreu (LH)	31/110
2002	Pat Burrell	37/116
2003	Jim Thome (LH)	47/131
2004	Jim Thome (LH)	42/105
2004	Bobby Abreu (LH)	30/105
2005	Pat Burrell	32/117
2006	Ryan Howard (LH)	58/149
2006	Chase Utley (LH)	32/102
2007	Ryan Howard (LH)	47/136
2008	Ryan Howard (LH)	48/146
2008	Chase Utley (LH)	33/104
2009	Ryan Howard (LH)	45/141
2010	Ryan Howard (LH)	31/108
2011	Ryan Howard (LH)	33/116
2019	Bryce Harper (LH)	35/114

Schmidt is the leader with nine 30/100 seasons; Howard had six; Klein four; Luzinski, three; Callison, Abreu, Thome, Burrell and Utley, two; seven others had one each.

GRAND SLAMS

MOST – ONE SEASON

- 4 Vince DiMaggio, 1945
- 3 Chuck Klein, 1929 and 1932; Gene Freese, 1959; Bobby Abreu, 2005; Ryan Howard, 2009
- 2 George Harper, 1924; Cy Williams, 1925 and 1926; Russ Wrightstone, 1927; Dolph Camilli, 1937; Andy Seminick, Willie Jones and Del Ennis, 1950; Willie Jones, 1951; Don Demeter, 1962; Dick Stuart, 1965; Dick Allen, 1968; Mike Schmidt, 1973 and 1983; Greg Luzinski, 1976 and 1977; Dave Johnson, 1978; Darren Daulton, 1992 and 1993; Mariano Duncan, 1993; Benito Santiago, 1996; Pat Burrell, 2000; Ryan Howard, 2005, 2007, 2012 and 2016; Maikel Franco, 2017; Bryce Harper, 2019; J.T. Realmuto, 2019; Didi Gregorius, 2020; Andrew McCutchen, 2021

MOST – CAREER

- 15 Ryan Howard
- 7 Mike Schmidt
- 6 Bobby Abreu, Willie Jones, Chuck Klein, Cy Williams
- 5 Dick Allen, Pat Burrell, Darren Daulton, Del Ennis, Greg Luzinski, Andy Seminick Chase Utley
- 4 Vince DiMaggio, Maikel Franco, Mike Lieberthal, Jimmy Rollins, Russ Wrightstone
- 3 Aaron Altherr, Lave Cross, Don Demeter, Pedro Feliz, Gene Freese, Didi Gregorius, Granny Hamner, George Harper, Fred Luderus, Garry Maddox, Sam Thompson, Jayson Werth
- 2 34 players
- 1 124 players

MOST – ONE GAME, CLUB

- 2 4/28/1921 vs BOS: Ralph Miller and Lee Meadows
- 8/18/1997 vs SF: Billy McMillon and Mike Lieberthal
- 9/9/2003 at ATL: Tomas Perez and Jason Michaels
- 4/27/2009 vs WSH: Ryan Howard and Raúl Ibañez
- 4/7/2018 vs MIA: Maikel Franco and Aaron Altherr

MOST – ONE SEASON, CLUB

- 11 2009: Ryan Howard (3), Jayson Werth and Pedro Feliz (2), Raúl Ibañez, Jimmy Rollins, Matt Stairs and Shane Victorino (1)
- 8 1993: Darren Daulton and Mariano Duncan (2), Kim Batiste, Jim Eisenreich, Pete Incaviglia and Mickey Morandini (1)
- 2005: Bobby Abreu (3), Ryan Howard (2), David Bell, Ramon Martinez and Chase Utley (1)
- 7 1976: Greg Luzinski (2), Dick Allen, Bob Boone, Ollie Brown, Garry Maddox and Bobby Tolan (1)

EXTRA INNINGS

Cy Williams	9/4/1924 vs NYG	10th
Cy Williams	7/18/1925 vs CHI	10th
Wally Post	9/9/1989 vs LAD	10th
Rick Joseph	9/16/1967 vs LAD	11th
Deron Johnson	6/20/1971 at NYM	11th
Mike Schmidt	7/11/1983 at CIN	11th
John Kruk	9/17/1989 vs STL	12th
Dale Murphy	8/6/1991 vs CHI	11th
Ryan Howard	9/21/2005 at ATL	10th
John Mayberry Jr.	6/4/2013 vs MIA	11th
Brad Miller	7/29/2021 vs WSH (gm 2)	8th

PINCH-HITTERS

Cy Williams	4/15/1926 vs BOS	(Larry Benton)
Schoolboy Rowe	5/2/1943 vs BOS	(Alva Javery)
Jimmie Foxx	5/18/1945 vs STL	(Ken Burkhardt)
Vince DiMaggio	6/2/1945 vs PIT	(Al Gerheuser)
Gene Freese	4/18/1959 vs CIN	(Mike Cuellar)
Roy Sievers	5/26/1963 vs CIN	(Bill Henry)
Rick Joseph	9/16/1967 vs LAD	(Ron Perranoski)*
Jim Hutto	7/19/1970 vs LAD	(Jim Brewer)
Davey Johnson	4/30/1978 vs SD	(Bob Shirley)
Davey Johnson	6/3/1978 vs LAD	(Terry Forster)
Bake McBride	7/8/1978 vs MTL	(Rudy May)
Ozzie Virgil	9/2/1983 vs SF	(Gary Lavelle)
Jim Eisenreich	8/23/1995 vs SD	(Dustin Hermanson)
Kevin Jordan	4/20/2001 vs ATL	(Marc Valdes)
Chase Utley	6/1/2005 vs SF	(LaTroy Hawkins)
Jose Hernandez	9/18/2006 vs CHI	(Sean Marshall)
Ryan Howard	5/9/2007 at ARI	(Brandon Medders)
Greg Dobbs	9/16/2007 at NYM	(Jorge Sosa)
Matt Stairs	9/10/2009 at WSH	(Zack Segovia)
Carlos Ruiz	4/9/2011 at ATL	(Scott Linebrink)
Hector Luna	5/16/2012 at CHI	(Michael Bowden)
Ty Kelly	8/19/2017 at SF	(Cory Gearrin)
Andrew McCutchen	6/23/2021 vs WSH	(Kyle McGowin)

*11th inning

PITCHERS

Bill Duggleby	4/21/1898 vs NYG	(Cy Seymour)
Lee Meadows	4/28/1921 vs BOS	(Jack Scott)
Jimmy Ring	5/12/1925 vs PIT	(Vic Aldridge)
Phil Collins	6/23/1929 vs BOS (gm 2)	(Kent Greenfield)
Schoolboy Rowe	5/2/1943 vs BOS	(Alva Javery)
Art Mahaffey	8/2/1962 vs NYM	(Craig Anderson)
Rick Wise	8/28/1971 vs SF (gm 2)	(Don McMahon)
Jim Lonborg	6/24/1974 vs MTL	(Chuck Taylor)
Larry Christenson	9/27/1977 vs CHI	(Dennis Lamp)
Steve Carlton	5/16/1984 at LAD	(Fernando Valenzuela)
Jeff Juden	8/25/1995 vs LAD	(John Cummings)
Robert Person	6/2/2002 vs MTL	(Bruce Chen)

ULTIMATE GRAND SLAMS

Grand slam to win the game in the last inning while down by three runs.

Tony Taylor	8/2/1970 vs SF	(Mike Davidson)	0 outs
Bo Diaz	4/13/1983 vs NYM	(Neil Allen)	2 outs

INSIDE-THE-PARK HOME RUNS

INSIDE-THE-PARK, SEASON (Since 1900)

Individual

5	Red Dooin, 1904
4	Sherry Magee, 1907 Beals Becker, 1913
3	John Titus, 1904 Kitty Bransfield, 1905 Sherry Magee, 1911 Dick Allen, 1966

Team

16	1904
10	1913
9	1907
7	1905, 1909, 1911
6	1917, 1923, 1957

INSIDE-THE-PARK GRAND SLAMS

Red Dooin	10/1/1904 vs PIT (gm 2)
Kitty Bransfield	8/18/1906 at STL
Irish Meusel	8/23/1918 at CIN
George Harper	7/25/1924 vs CHI
Willie Jones	6/19/1951 at PIT
Ted Kazanski	8/8/1956 at NYG
Aaron Altherr	9/25/2015 at WSH

EXTRA-INNING INSIDE-THE-PARK HR

Del Ennis	9/21/1947 at NYG (11th)
Dick Allen	9/25/1964 vs MIL (10th)
Johnny Callison	6/11/1965 vs HOU (10th)
Dick Allen	8/1/1966 vs HOU (10th)
Bob Dernier	5/15/1989 vs SF (12th)
Bobby Abreu	8/27/2000 vs SF (10th)

INSIDE-THE-PARK, CAREER

There have been 250 inside-the-park homers by
119 players since 1900:

- Sherry Magee
- John Titus
- Red Dooin
- Richie Ashburn, Kitty Bransfield
- Dick Allen, Beals Becker, Elmer Flick, Possum Whitted
- Shad Barry, Mickey Doolan, Hans Lobert, Fred Luderus, Jimmy Rollins, Roy Thomas
- Bobby Abreu, Harry Anderson, Johnny Bates, Larry Bowa, Johnny Callison, Gavvy Cravath, George Harper, Ted Kazanski, Chuck Klein, Nap Lajoie, Freddy Leach, Irish Meusel, Dode Paskert, Mike Schmidt, Milt Stock, Chase Utley, Cy Williams (17 players)
- Dave Bancroft, Ed Delahanty, Denny Doyle, Bill Duggleby, Barney Friberg, Kid Gleason, Eddie Grant, Von Hayes, Walter Holke, Cliff W. Lee, Johnny Lush, Ron Northey, Juan Samuel, Andy Seminick, Denny Sothorn, Bill White, Pinky Whitney, Russ Wrightstone (18 players)
- Aaron Altherr, Doug Baird, Juan Bell, John Bolling, Bob Boone, Ed Bouchee, Frank Bruggy, Dave Cash, Frank Corridon, Ernie Courtney, Monte Cross, Tony Curry, Kiddo Davis, Spud Davis, Bob Dernier, Vance Dinges, Joe Dolan, Klondike Douglass, Jack Doyle, Lenny Dykstra, Del Ennis, Johnny Evers, Chico Fernandez, Art Fletcher, Ron Gant, Doug Glanville, Tony Gonzalez, Granny Hamner, Terry Harmon, Bryce Harper, Rudy Hulswitt, Willie Jones, Kevin Jordan, Oscar Judd*, Bill Killefer, Scott Kingery, Otto Knabe, Bevo LeBourveau, Hal Lee, Joe Lonnett, Bake McBride, Ed McFarland, Rube Melton*, Johnny Mokal, John Monroe, Mickey Morandini, Fred Osborn, Buz Phillips*, Wally Post, Goldie Rapp, Cookie Rojas, Scott Rolen, Heinie Sand, Paul Sentelle, Curt Simmons*, Casey Stengel, Tony Taylor, Al Todd, Shane Victorino, Harry Walker, Lee Walls, Jayson Werth, Doc White, Del Wilber, Nick Williams, Glenn Wilson, Jimmy Wilson, Harry Wolverton, Chief Zimmer (69 players)

* Pitcher

WALK-OFF HOME RUNS

There have been 205 walk-off home runs hit by 128 players since 1900:

- Mike Schmidt
- Ryan Howard, Cy Williams
- Dick Allen, Johnny Callison, Gavvy Cravath, Del Ennis, Von Hayes
- Bobby Abreu, Pat Burrell, Tony Gonzalez, Stan Lopata, Johnny Moore, Scott Rolen, Jim Tabor, Chase Utley
- Luis Aguayo, Cody Asche, Bobby Bragan, Ollie Brown, Maikel Franco, Freddy Galvis, Granny Hamner, Raúl Ibañez, Willie Jones, John Kruk, Hans Lobert, Fred Luderus, Willie Montanez, Lefty O'Doul, John Peters, Jimmy Rollins, Carlos Ruiz, Andy Seminick, Dickie Thon, Manny Trillo, Jayson Werth, Possum Whitted (22 players)
- Bill Atwood, Dave Bancroft, Kim Batiste, David Bell, John Briggs, Reid Brignac, Smoky Burgess, Marlon Byrd, Asdrúbal Cabrera, Dolph Camilli, Domingo Cedenó, Bud Clancy, Wes Covington, Darren Daulton, Spud Davis, Bob Dernier, Bo Diaz, Vince DiMaggio, David Doster, Johnny Estrada, Pedro Feliz, Art Fletcher, Tom Foley, Jeff Francoeur, Kevin Frandsen, Chick Fraser, Doug Glanville, Bryce Harper, George Harper, Charlie Hayes, Richie Hebner, Don Hurst, Rick Joseph, Davey Johnson, Deron Johnson, Scott Kingery, Chuck Klein, Andrew Knapp, Al Lakeman, Freddy Leach, Ricky Ledee, Cliff W. Lee, Travis Lee, Mike Lieberthal, Tony Longmire, Greg Luzinski, Len Matuszek, Sherry Magee, Gary Matthews, John Mayberry Jr., Bake McBride, Andrew McCutchen, Irish Meusel, Brad Miller, Johnny Mokal, Don Money, John Morris, Dale Murphy, Bert Niehoff, Frank Parkinson, Hunter Pence, Tomas Perez, Tony Perez, Trevor Plouffe, Placido Polanco, Wally Post, Todd Pratt, J.T. Realmuto, Sean Rodríguez, John Russell, John Samuel, Brian Schneider, Howie Schultz, Jean Segura, Roy Sievers, Bobby Smith, Jeff Stone, Tony Taylor, Frank Thomas, Jim Thome, Del Unser, Shane Victorino, Ozzie Virgil, John Vukovich, Curt Walker, Bill White, Mark Whiten, Luke Williams, Jimmy Wilson, Todd Zeile (90 players)

RUNS BATTED IN

BY THE MONTH

April	Ryan Howard, 2011 (27)
May	Cy Williams, 1923 (44)
June	Chuck Klein, 1930 (36)
July	Chuck Klein, 1929 (40)
August	Ryan Howard, 2006 (41)
September	Ryan Howard, 2008 (32)

MOST IN ONE MONTH

44	Cy Williams (May 1923)
41	Ryan Howard (August 2006)
40	Chuck Klein (July 1929)
39	Del Ennis (July 1950)
38	Pinky Whitney (July 1932)
38	Chuck Klein (July 1930)
36	Chuck Klein (June 1930)
35	Ryan Howard (May 2006)
34	Don Hurst (July 1929)
34	Dick Allen (June 1966)
33	Chuck Klein (May 1929)
33	Chuck Klein (June 1932)
33	Greg Luzinski (June 1973)
33	Ryan Howard (August 2009)
32	Don Hurst (May 1932)
32	Chuck Klein (May 1930)
32	Del Ennis (May 1954)
32	Mike Schmidt (June 1974)
32	Greg Luzinski (July 1977)
32	Mike Schmidt (July 1979)
32	Ryan Howard (September 2008)

MOST CONSECUTIVE GAMES WITH AN RBI

10	Pinky Whitney, 1931
	Bobby Abreu, 2005
9	Pinky Whitney, 1928
	Don Hurst, 1932
	Ryan Howard, 2006 (twice)
	Chase Utley, 2008
8	Don Hurst, 1929
	Buzz Arlett, 1931
	Don Hurst, 1932
	Chuck Klein, 1932
	Wes Schulmerich, 1933
	Del Ennis, 1955
	Mike Schmidt, 1984
	Darren Daulton, 1992
	Todd Zeile, 1996
	Rico Brogna, 1998
	Rico Brogna, 1999
	Jim Thome, 2003

MOST, ONE GAME – PHILLIES

RBI	Player	Date
8	Kitty Bransfield	7/11/1910 at PIT
	Gavvy Cravath	8/8/1915 at CIN
	Willie Jones	8/20/1958 at STL
	Mike Schmidt	4/17/1976 at CHI (10 inn.)
	Jayson Werth	5/16/2008 vs TOR
7	Ed Delahanty	7/13/1896 at CHI
	Lee King	4/28/1922 at BKN
	Johnny Mokon	5/11/1923 vs STL
	Cy Williams	5/11/1923 vs STL
	Russ Wrightstone	6/11/1926 vs PIT
	Cy Williams	5/20/1927 vs CIN
	Dolph Camilli	4/19/1935 vs NYG
	Granny Hamner	7/17/1948 at STL
	Del Ennis	7/27/1950 vs CHI
	Del Ennis	7/23/1955 vs STL
	Don Demeter	9/12/1961 at LAD
	Dick Allen	9/29/1968 at NYM
	Greg Luzinski	6/11/1977 at ATL
	Rico Brogna	8/25/1999 vs SD
	Robert Person	6/2/2002 vs MTL
	Ryan Howard	6/20/2006 vs NYY
	Carlos Ruiz	5/2/2012 at ATL (11 inn.)

MOST, ONE GAME – OPPONENT

RBI	Player	Date
9	Erubiel Durazo	5/17/2002 at ARI
8	Babe Herman	7/20/1933 at CHI
	Mel Ott	5/11/1936 vs NYG
	Alex Kampouris	5/9/1937 vs CIN
	Ed Bailey	7/22/1965 at CHI
	Chris Speier	9/22/1982 at MTL
7	George Kelly	7/25/1928 vs CIN
	Pie Traynor	6/6/1930 vs PIT
	Frank Demaree	7/26/1936 vs CHI
	Dom Dallessandro	8/26/1941 vs CHI
	Johnny Bench	5/9/1973 vs CIN
	Joe Morgan	8/19/1974 at CIN
	Bill Buckner	5/17/1979 at CHI
	George Hendrick	6/29/1982 vs STL
	Will Clark	7/14/1991 vs SF
	Mike Piazza	8/27/1995 vs LAD
	Gary Sheffield	9/18/1995 vs FLA
	Jeff Blauser	5/11/1996 vs ATL
	Mark McGwire	5/18/2000 vs STL
	Jeff Bagwell	8/13/2000 vs HOU
	Aramis Ramirez	9/18/2006 vs CHI
	Jason Giambi	5/19/2011 vs COL
	Billy Butler	4/7/2013 vs KC
	Adeiny Hechavarria	5/5/2013 vs MIA
	Ryan Braun	4/8/2014 vs MIL
	José Bautista	8/16/2018 vs NYM (gm 1)

NL TRIPLE CROWN WINNERS

Year	Player	Club	AVG	HR	RBI
1912	Heinie Zimmerman	Cubs	.372	14	103
1922	Rogers Hornsby	Cardinals	.401	42	152
1925	Rogers Hornsby	Cardinals	.403	39	143
1933	Chuck Klein	PHILLIES	.368	28	120
1937	Joe Medwick	Cardinals	.374	31	154

PINCH HITTING

TEAM TOTALS

TEAM LEADER, AVERAGE (Min. 16 AB)

AVG	AB	H	HR	RBI	Year	Player(s)	AVG	AB	H	HR	RBI
.250	124	31	2	21	1950	Dick Whitman	.308	39	*12	0	5
.167	146	29	2	14	1951	Bill Nicholson	.306	36	11	0	9
.204	113	23	4	16	1952	Bill Nicholson	.250	32	8	3	10
.219	137	30	2	19	1953	Connie Ryan	.350	20	7	1	4
						Eddie Waitkus	.350	20	7	0	1
.225	120	27	2	20	1954	Smoky Burgess	.353	17	6	1	7
.210	138	29	2	16	1955	Glen Gorbous	.265	34	9	1	3
.217	180	39	2	39	1956	Solly Hemus	.273	33	9	0	0
.178	163	29	5	21	1957	Ron Northey	.269	26	7	1	5
*.308	208	*64	*11	*64	1958	Bob Bowman	*.419	31	13	3	9
.247	215	53	*9	53	1959	Dave Philley	.395	38	15	0	11
.195	261	51	4	30	1960	Bobby Gene Smith	.315	35	11	1	8
.219	260	57	2	30	1961	Tony Gonzalez	.375	16	6	1	3
.203	227	46	2	28	1962	Wes Covington	.300	30	9	0	6
.198	217	43	*8	*36	1963	Wes Covington	.320	25	8	2	9
.232	215	50	2	*30	1964	John Herrnstein	.333	21	7	1	5
.202	228	46	2	24	1965	Alex Johnson	.296	27	8	1	1
.212	208	44	1	19	1966	Doug Clemens	.245	49	12	0	8
.184	255	47	3	26	1967	Doug Clemens	.204	54	11	0	4
.242	186	*45	*5	23	1968	Rick Joseph	.292	24	7	2	3
.156	173	27	0	14	1969	Terry Harmon	.222	18	4	0	0
.242	207	50	*6	41	1970	Rick Joseph	.297	37	11	3	7
.196	184	36	3	17	1971	Byron Browne	.259	27	7	1	2
.213	221	*47	*5	21	1972	Tommy Hutton	*.421	19	8	0	3
.256	227	58	4	29	1973	M. Rogodzinski	.340	47	*16	2	7
.281	210	59	*9	41	1974	Tony Taylor	.370	46	17	2	12
.247	247	61	4	42	1975	Jay Johnstone	.400	25	10	1	6
.233	215	50	1	21	1976	Ollie Brown	.346	26	9	1	8
.249	213	53	2	42	1977	Dave Johnson	.346	26	9	1	11
.193	218	42	*8	40	1978	Dave Johnson	.316	19	6	2	11
.229	218	50	5	29	1979	Del Unser	.304	46	14	4	14
.276	174	48	0	25	1980	Del Unser	.316	38	12	0	6
.227	132	30	2	17	1981	George Vukovich [^]	.455	11	5	1	3
.217	189	41	0	23	1982	Greg Gross	.358	53	*19	0	7
.242	227	55	4	35	1983	Pete Rose	.364	22	8	0	2
.241	290	70	10	60	1984	Len Matuszek	.417	24	10	3	10
.205	244	50	4	29	1985	Jeff Stone	.278	18	5	1	1

* League leader; # Tied for league lead; ^ Min. 10 AB due to strike

MOST PINCH HITS, CAREER

117	Greg Gross (LH)
54	Tony Taylor
52	Tommy Hutton (LH)
51	Greg Dobbs (LH)
47	Tim McCarver (LH)
45	Kevin Jordan
43	Ricky Jordan
37	Ruben Amaro Jr. (SW)
37	Dave Philley (SW)
36	Jason Michaels
35	John Briggs (LH)
35	Del Unser (LH)
34	Kevin Sefcik
34	Cy Williams (LH)
33	Wes Covington (LH)
33	Ross Gload (LH)

MOST PINCH HITS, SEASON

22	Greg Dobbs (LH), 2008
20	Roy (Doc) Miller, 1913 (LH)
19	Greg Gross, 1982 (LH)
18	Rene Monteagudo, 1945 (LH)
	Dave Philley, 1958 (SW)
	Ross Gload, 2011 (LH)
17	Tony Taylor, 1974
16	Mike Rogodzinski, 1973 (LH)
	Ricky Jordan, 1993
	David Dellucci, 2006 (LH)
15	Harry McCurdy, 1933 (LH)
	Schoolboy Rowe, 1943
	Dave Philley, 1959 (LH)
	Greg Gross, 1987 (LH)
	Kevin Jordan, 1998
	Ross Gload, 2010 (LH)

PINCH HITTING

TEAM TOTALS

TEAM LEADER, AVERAGE (Min. 16 AB)

AVG	AB	H	HR	RBI	Year	Player(s)	AVG	AB	H	HR	RBI
.267	224	60	6	32	1986	Jeff Stone	.333	21	7	1	3
.233	258	60	4	21	1987	Keith Hughes	.421	19	8	0	3
.230	243	56	1	23	1988	Tommy Barrett	.381	21	8	0	2
.199	286	57	3	30	1989	Randy Ready	.263	19	5	1	3
.211	246	52	4	29	1990	Randy Ready	.267	45	12	0	5
.241	245	59	2	33	1991	Jim Lindeman	.361	36	13	0	2
.233	219	51	4	26	1992	Jim Lindeman	.400	20	8	1	5
.253	198	50	2	26	1993	Milt Thompson	.320	25	8	0	3
.272	147	40	3	27	1994	Pete Incaviglia	.350	20	7	1	3
.233	215	50	7	37	1995	Tony Longmire	.303	33	19	3	11
.216	213	46	5	26	1996	Ruben Amaro Jr.	.387	31	12	1	10
.183	246	45	3	26	1997	Kevin Sefcik	.316	19	6	0	0
.232	224	52	5	30	1998	Kevin Jordan	.278	54	15	2	10
.255	204	52	5	29	1999	Alex Arias	*.545	22	12	0	9
.199	231	46	2	19	2000	Brian R. Hunter	.225	40	9	1	4
.242	198	48	6	37	2001	Brian L. Hunter	.364	33	12	2	9
.220	209	46	5	30	2002	Doug Glanville	.350	20	7	0	2
.244	213	52	5	23	2003	Tyler Houston	.448	29	13	0	8
.240	225	54	9	35	2004	Chase Utley	.355	31	11	3	10
.233	227	53	4	37	2005	Endy Chavez	.250	44	11	0	5
.209	273	57	3	29	2006	David Dellucci	.267	60	16	1	11
.230	230	53	9	*57	2007	Jayson Werth	.353	17	6	2	5
.253	253	*64	*9	41	2008	Pedro Feliz	.438	16	7	1	5
.186	237	44	#9	36	2009	Matt Stairs	.210	62	13	*5	15
.188	240	45	8	31	2010	Ben Francisco	.282	39	11	0	7
.236	229	54	4	27	2011	Ben Francisco	.269	26	7	0	4
.206	238	49	5	23	2012	John Mayberry Jr.	.304	23	7	0	1
.222	234	52	4	29	2013	Kevin Frandsen	.250	56	14	1	10
.182	220	40	5	27	2014	John Mayberry Jr.	.391	23	9	3	11
.251	231	58	*10	39	2015	Jeff Francoeur	.367	30	11	1	11
.157	235	37	4	22	2016	Ryan Howard	.211	19	4	0	3
						Jimmy Paredes	.211	38	8	1	5
.255	208	53	4	26	2017	Cameron Perkins	.333	18	6	1	2
.208	260	54	5	32	2018	Nick Williams	.357	28	10	3	8
.203	286	58	9	26	2019	Phil Gosselin	.313	32	10	0	3
.300	40	12	0	6	2020	Adam Haseley+	.400	5	2	0	2
.188	239	45	5	25	2021	Ronald Torreyes	.412	17	7	1	6

* League leader; # Tied for league lead; + Min. 5 AB due to shortened season

PINCH HOMERS, CAREER

There have been 387 pinch homers hit in Phillies history by 212 players:

- 9 Cy Williams
- 7 Greg Dobbs, Ricky Ledee, Matt Stairs
- 6 Gavy Cravath, Ryan Howard, Kevin Jordan, Rick Joseph, John Mayberry Jr., Del Unser
- 5 Gene Freese, Bill Nicholson, Chase Utley
- 4 Bob Bowman, Ollie Brown, Johnny Callison, Dave Hollins, Wally Post, Rip Repulski
- 3 Luis Aguayo, Andrés Blanco, Rob Ducey, Ross Gload, Jeff Grotewold, Von Hayes, Tommy Hutton, Dave Johnson, Deron Johnson, Tony Longmire, Stan Lopata, Jerry Martin, Len Matuszek, Jason Michaels, Brad Miller, Darin Ruf, John Russell, Tony Taylor, Shane Victorino, Nick Williams
- 2 49 players
- 1 124 players

PINCH HOMERS, CONSECUTIVE AT-BATS

- 3 Del Unser 6/30, 7/5, 7/10/1979
- 2 Cy Williams 6/2, 6/6/1928
- Lefty O'Doul 9/9, 9/13/1930
- Rip Repulski 8/22, 8/24/1958
- Gene Freese 4/18, 4/23/1959
- Jerry Martin 5/18, 5/26/1978
- Jeff Grotewold 7/7 (game 2), 7/8/1992

PINCH HITTING

YEARLY LEADERS IN PINCH HITS

Year	PH	Player	Year	PH	Player	Year	PH	Player
1883-91		No player had a PH	1928	7	Cy Williams	1975	11	Tommy Hutton
1892	1	Charlie Reilly*	1929	9	Cy Williams	1976	9	Ollie Brown
1893	2	John Sharrott*	1930	8	Harry McCurdy	1977	10	Tommy Hutton
1894	2	Mike Grady*		8	Tripp Sigman	1978	9	Jose Cardenal
1895	2	Tuck Tucker*		8	Cy Williams	1979	14	Del Unser
1896	1	Ed Delahanty	1931	7	Harry McCurdy		14	Greg Gross
	1	Bill Hulen	1932	5	Fred Brickell	1980	12	Del Unser
1897	1	Jack Boyle	1933	15	Harry McCurdy*	1981	6	Greg Gross
	1	Kid Carsey	1934	7	Harvey Hendrick	1982	19	Greg Gross*
	1	Jack Clements	1935	5	Al Todd	1983	11	Joe Lefebvre
	1	Billy Nash	1936	8	Jimmy Wilson	1984	13	Greg Gross
	1	Al Orth	1937	7	Earl Browne	1985	7	Greg Gross
1898	2	Al Orth		7	Johnny Moore		7	Derrell Thomas
1899	2	Pearce Chiles	1938	5	Cap Clark	1986	13	Greg Gross
	2	Ed Delahanty	1939	8	Emmett Mueller	1987	15	Greg Gross
	2	Nap Lajoie	1940	4	Herschel Martin	1988	13	Greg Gross
1900	1	Klondike Douglass		4	Emmett Mueller	1989	11	Curt Ford
1901	1	Jack Dunn		4	Bennie Warren	1990	12	Randy Ready
	1	Al Orth	1941	5	Chuck Klein	1991	13	Jim Lindeman
	1	Rabbit Slagle		5	John Rizzo	1992	13	Jeff Grotewold
1902	2	Fred Jacklitsch	1942	5	Earl Naylor	1993	16	Ricky Jordan
1903	3	Red Dooin	1943	15	Schoolboy Rowe*	1994	8	Tony Longmire
	3	Frank Roth	1944	8	Coaker Triplett	1995	12	Gary Varsho
1904	4	Frank Roth*	1945	18	Rene Monteagudo*	1996	12	Ruben Amaro
1905	3	Red Dooin	1946	8	Lou Novikoff	1997	13	Kevin Jordan
	3	Hugh Duffy	1947	9	Charlie Gilbert	1998	15	Kevin Jordan
	3	Otto Krueger	1948	7	Bama Rowell	1999	14	Kevin Sefcik
1906	1	Jerry Donovan		7	Harry Walker	2000	14	Rob Ducey
	1	Red Dooin	1949	7	Buddy Blattner	2001	12	Brian L. Hunter
	1	John Lush	1950	12	Dick Whitman*	2002	11	Jason Michaels
	1	John Titus	1951	11	Bill Nicholson	2003	13	Tyler Houston
	1	Joe Ward	1952	8	Bill Nicholson	2004	11	Chase Utley
1907	7	Wilfred Osborn*	1953	7	Connie Ryan	2005	11	Endy Chavez
1908	3	Ernie Courtney		7	Eddie Waitkus	2006	16	David Dellucci
1909	5	Joe Ward	1954	6	Smoky Burgess	2007	14	Greg Dobbs
1910	3	Red Dooin	1955	9	Glen Gorbous	2008	22	Greg Dobbs*
	3	Jimmy Walsh	1956	14	Frank Baumholtz*	2009	13	Matt Stairs
1911	4	John Titus	1957	7	Ron Northey	2010	15	Ross Gload
1912	7	Roy Miller	1958	18	Dave Philley*	2011	18	Ross Gload*
1913	20	Roy Miller*	1959	15	Dave Philley	2012	7	John Mayberry Jr.
1914	10	Josh Devore	1960	12	Clay Dalrymple	2013	14	Kevin Frandsen*
1915	3	Dode Paskert	1961	6	Tony Gonzalez	2014	9	John Mayberry Jr.
	3	Bud Weiser	1962	9	Wes Covington	2015	11	Jeff Francoeur
1916	6	Claude Cooper	1963	8	Wes Covington	2016	8	Jimmy Paredes
1917	5	Frank Schulte	1964	7	John Herrnstein	2017	9	Daniel Nava
1918	8	Mike Fitzgerald*	1965	8	Alex Johnson	2018	10	Nick Williams
1919	6	Gavvy Cravath	1966	12	Doug Clemens	2019	10	Phil Gosselin
1920	12	Gavvy Cravath*	1967	11	Doug Clemens	2020	2	Jay Bruce
1921	9	Bevo LeBoureau	1968	11	Rick Joseph		2	Phil Gosselin
1922	4	Bevo LeBoureau	1969	4	Terry Harmon		2	Adam Haseley
1923	6	Clarence Mitchell	1970	11	Rick Joseph		2	Neil Walker
1924	7	Butch Henline	1971	7	Byron Browne		14	Brad Miller
1925	6	Russ Wrightstone	1972	8	Tommy Hutton			
1926	6	Wayland Dean	1973	16	Mike Rogodzinski*			
1927	7	Jack Scott	1974	17	Tony Taylor			

* League leader

MOST PINCH HOMERS, SEASON – PLAYER

- 5 Gene Freese (1959), Matt Stairs (2009)
- 4 Rip Repulski (1958), Del Unser (1979)
- 3 Cy Williams (1928), Bill Nicholson (1952), Bob Bowman (1958), Wally Post (1958), Rick Joseph (1970), Jerry Martin (1978), Len Matuszek (1984), Dave Hollins (1990)*, Jeff Grotewold (1992), Tony Longmire (1995), Ricky Ledee (2014), Chase Utley (2004), Ross Gload (2010), John Mayberry Jr. (2014), Nick Williams (2018)

* Hit one from each side of the plate

MOST PINCH HOMERS, SEASON – TEAM

- 11 1958
- 10 1984, 2015
- 9 1959, 1974, 2004, 2007, 2008, 2009, 2019

SEASON LEADERS

.300 BATTING AVERAGE

Minimum 400 AB

1900	Flick (LH)	.378
	Lajoie	.346
	Delahanty	.323
	Thomas (LH)	.316
1901	Delahanty	.354
	Flick (LH)	.336
	Thomas (LH)	.309
1903	Thomas (LH)	.327
	Keister	.320
	Wolverton	.308
1905	Thomas (LH)	.317
	Titus (LH)	.308
1907	Magee	.328
1908	Bransfield	.304
1910	Magee	*.331
	Bates (LH)	.305
1911	Luderus (LH)	.301
1912	Paskert	.315
	Magee	.306
1913	Cravath	.341
	Magee	.306
	Robert	.300
1914	Becker (LH)	.325
	Magee	.314
1915	Luderus (LH)	.315
1919	Meusel	.305
1920	C. Williams (LH)	.325
	Meusel	.309
1921	C. Williams (LH)	.320
1922	Walker (LH)	.337
	C. Lee	.322
	Henline	.316
	C. Williams (LH)	.308
1923	Tierney	.317
	Mokan	.313
	Holke	.311
1924	C. Williams (LH)	.328
	Holke	.300
1925	Harper (LH)	.349
	Fonseca	.319
1926	Leach (LH)	.329
	Mokan	.303
1927	Leach (LH)	.306
	Wrightstone (LH)	.306
	F. Thompson	.303
1928	Leach (LH)	.304
	Whitney	.301
1929	O'Doul (LH)	*.398
	Klein (LH)	.356
	Whitney	.327
	F. Thompson	.324
	Hurst (LH)	.304
	Frilberg (LH)	.301
1930	Klein (LH)	.386
	O'Doul (LH)	.383
	Whitney	.342
1931	Klein (LH)	.337
	Arlett	.313
	Hurst (LH)	.305
1932	Klein (LH)	.348
	Hurst (LH)	.339
	S. Davis	.336
	K. Davis	.309
	Bartell	.308
	Lee	.303
1933	Klein (LH)	*.368
	S. Davis	.349
	Fullis	.309

1934	Moore (LH)	.343
	E. Allen	.330
	Bartell	.310
	Chiozza (LH)	.304
1935	Moore (LH)	.323
	E. Allen	.307
1936	Moore	.328
	Camilli (LH)	.315
	Klein (LH)	.309
1937	Whitney	.341
	Camilli (LH)	.339
	Klein (LH)	.325
1939	Arnovich	.324
1941	Etten (LH)	.311
	Litwhiler	.305
1945	Wasdell	.300
1946	Ennis	.313
1947	Walker (LH)	*.363
1948	Ashburn (LH)	.333
1949	Ennis	.302
1950	Ennis	.311
	Ashburn (LH)	.303
1951	Ashburn (LH)	.344
1953	Ashburn (LH)	.330
1954	Ashburn (LH)	.313
1955	Ashburn (LH)	*.338
1956	Ashburn (LH)	.303
1958	Ashburn (LH)	*.350
	H. Anderson (LH)	.301
1962	Demeter	.307
	Gonzalez (LH)	.302
	Callison (LH)	.300
1963	Gonzalez (LH)	.306
1964	Allen	.318
1965	Rojas	.303
	Allen	.302
1966	Allen	.317
1967	Gonzalez (LH)	.339
	Allen	.307
1970	Taylor	.301
1974	Montanez (LH)	.304
	Cash	.300
1975	Bowa (SW)	.305
	Cash	.305
	Luzinski	.300
1976	Maddox	.330
	Johnstone (LH)	.318
	Luzinski	.304
1977	McBride (LH)	.316
	Luzinski	.309
1979	Rose (SW)	.331
1980	McBride (LH)	.309
1981	Rose (SW)	.325
	Schmidt	.316
	Matthews	.301
	<i>(min. 350 AB due to strike)</i>	
1986	V. Hayes (LH)	.305
1987	Thompson (LH)	.302
1989	Dykstra (LH)	.325
1992	Kruk (LH)	.323
1993	Kruk (LH)	.316
	Dykstra (LH)	.305
1995	Jefferies (SW)	.306
1998	Abreu (LH)	.312
1999	Abreu (LH)	.335
	Glanville	.325
	Lieberthal	.300
2000	Abreu (LH)	.316
2002	Abreu (LH)	.308
2003	Lieberthal	.313
	Byrd	.303
	Abreu (LH)	.300
2004	Abreu (LH)	.301

2006	Howard (LH)	.313
	Utley (LH)	.309
2007	Utley (LH)	.332
	Rowand	.309
2014	Revere (LH)	.306
2021	Harper (LH)	.309

650 AT-BATS

1932	Klein (LH)	.650
1949	Ashburn (LH)	*.662
	Hamner	*.662
1964	Callison (LH)	.654
1971	Bowa (SW)	*.650
1974	Cash	*.687
	Bowa (SW)	.669
1975	Cash	*.699
1976	Cash	*.666
1978	Bowa (SW)	.654
1980	Rose (SW)	.655
1984	Samuel	*.701
1985	Samuel	*.663
1987	Samuel	*.655
1998	Glanville	*.678
2001	Rollins (SW)	.656
2004	Rollins (SW)	.657
2005	Rollins (SW)	.677
2006	Rollins (SW)	.689
	Utley (LH)	.658
2007	Rollins (SW)	*.716
2009	Rollins (SW)	*.672

200 HITS

1893	S. Thompson (LH)	*222
	Delahanty	.219
1894	Hamilton (LH)	.223
	Cross	.204
1895	S. Thompson (LH)	.211
	Hamilton (LH)	.201
1897	Delahanty	.200
1898	Lajoie	.200
1899	Delahanty	*.234
1900	Flick (LH)	.207
1929	O'Doul (LH)	*.254
	Klein (LH)	.219
	F. Thompson	.202
	Whitney	.200
1930	Klein (LH)	.250
	Whitney	.207
	O'Doul (LH)	.202
1931	Klein (LH)	.200
1932	Klein (LH)	*.226
1933	Klein (LH)	*.223
	Fullis	.200
1951	Ashburn (LH)	*.221
1953	Ashburn (LH)	*.205
1958	Ashburn (LH)	*.215
1964	Allen	.201
1974	Cash	.206
1975	Cash	*.213
1979	Rose (SW)	.208
1999	Glanville	.204
2006	Utley (LH)	.203
2007	Rollins (SW)	.212

150 SINGLES

1892	Hamilton (LH)	.152
1893	S. Thompson (LH)	.161
1894	Hamilton (LH)	.179
	Cross	.154
1895	Hamilton (LH)	.167
1897	Cooley (LH)	.155

1898	Cooley (LH)	.156
1899	Thomas (LH)	.162
	Delahanty	.160
1900	Thomas (LH)	.161
1905	Thomas (LH)	.161
1929	O'Doul (LH)	*.181
	F. Thompson	.154
1930	Whitney	.153
1933	Fullis	*.162
1934	Bartell	.153
1949	Ashburn (LH)	.158
1951	Ashburn (LH)	*.181
1953	Ashburn (LH)	*.169
1954	Ashburn (LH)	.150
1956	Ashburn (LH)	.153
1957	Ashburn (LH)	*.152
1958	Ashburn (LH)	*.176
1974	Cash	*.167
	Bowa (SW)	.154
1975	Cash	*.166
1976	Cash	.162
1978	Bowa (SW)	*.153
1979	Rose (SW)	*.159
2014	Revere (LH)	*.162

40 DOUBLES

1890	S. Thompson (LH)	*41
1895	Delahanty	*.49
	S. Thompson (LH)	.45
1896	Delahanty	.44
1897	Delahanty	.40
1898	Lajoie	*.40
1899	Delahanty	*.56
1916	Niehoff	*.42
1929	Klein (LH)	.45
	Whitney	.43
	F. Thompson	.41
1930	Klein (LH)	*.59
	Whitney	.41
1931	Bartell	.43
1932	Klein (LH)	.50
	Bartell	.48
	Lee	.42
	Hurst (LH)	.41
1933	Klein (LH)	*.44
1934	E. Allen	*.42
1935	E. Allen	.46
1948	Ennis	.40
1966	Callison (LH)	*.40
1975	Cash	.40
1979	Rose (SW)	.40
1980	Rose (SW)	*.42
1986	V. Hayes (LH)	*.46
1992	Duncan	.40
1993	Dykstra (LH)	.44
1997	Morandini (LH)	.40
1998	Rolen	.45
2000	Abreu (LH)	.42
2001	Abreu (LH)	.48
2002	Abreu (LH)	.50
2003	Rollins (SW)	.42
2004	Abreu (LH)	.47
	Rollins (SW)	.43
2006	Rollins (SW)	.45
	Utley (LH)	.40
2007	Utley (LH)	.48
	Rowand	.45
2008	Utley (LH)	.41
2009	Rollins (SW)	.43
2010	Werth	*.46
2017	Herrera (LH)	.42
2021	Harper (LH)	.42

HITTING

SEASON LEADERS

15 TRIPLES

1886	Wood (LH)	15
1887	Wood (LH)	19
1889	Fogarty	17
1892	Delahanty	*21
1893	Delahanty	18
1894	S. Thompson (LH)	27
	Delahanty	16
	Hamilton (LH)	15
1895	S. Thompson (LH)	21
1896	Delahanty	17
1897	Lajoie	25
	Delahanty	15
1900	Flick (LH)	16
1901	Flick (LH)	17
	Delahanty	16
1905	Magee	17
1908	Magee	16
1910	Magee	17
1917	Cravath	16
1932	Klein (LH)	15
1947	Walker (LH)	*16
1965	Callison (LH)	*16
1984	Samuel	*19
1987	Samuel	*15
2007	Rollins (SW)	*20
2011	Victorino (SW)	#16

30 HOME RUNS

1923	C. Williams (LH)	*41
1927	C. Williams (LH)	*30
1929	Klein (LH)	*43
	O'Doul (LH)	32
	Hurst (LH)	31
1930	Klein (LH)	40
1931	Klein (LH)	*31
1932	Klein (LH)	*38
1948	Ennis	30
1950	Ennis	31
1956	Lopata	32
1964	Callison (LH)	31
1965	Callison (LH)	32
1966	Allen	40
1968	Allen	33
1969	Allen	32
1971	D. Johnson	34
	Montanez (LH)	30
1974	Schmidt	*36
1975	Schmidt	*38
	Luzinski	34
1976	Schmidt	*38
1977	Luzinski	39
	Schmidt	38
1978	Luzinski	35
1979	Schmidt	45
1980	Schmidt	*48
1981	Schmidt	*31
1982	Schmidt	35
1983	Schmidt	*40
1984	Schmidt	*36
1985	Schmidt	33

1986	Schmidt	*37
1987	Schmidt	35
1996	Santiago	30
1998	Rolen	31
1999	Lieberthal	31
2001	Abreu (LH)	31
2002	Burrell	37
2003	Thome (LH)	*47
2004	Thome (LH)	42
	Abreu (LH)	30
2005	Burrell	32
2006	Howard (LH)	*58
	Utley (LH)	32
2007	Howard (LH)	47
	Burrell	30
	Rollins (SW)	30
2008	Howard (LH)	48
	Burrell	33
	Utley (LH)	33
2009	Howard (LH)	45
	Werth	36
	Ibañez (LH)	34
	Utley (LH)	31
2010	Howard (LH)	31
2011	Howard (LH)	33
2018	Hoskins	34
2019	Harper (LH)	35
2021	Harper (LH)	35

75 EXTRA-BASE HITS

1895	S. Thompson (LH)	84
1929	Klein (LH)	94
1930	Klein (LH)	107
1931	Klein (LH)	75
1932	Klein (LH)	103
1933	Klein (LH)	79
1949	Ennis	75
1964	Allen	80
1966	Allen	75
1975	Schmidt	75
1977	Luzinski	77
	Schmidt	76
1980	Schmidt	81
1987	Samuel	80
1998	Rolen	80
2000	Abreu (LH)	77
2001	Abreu (LH)	83
2002	Burrell	78
	Abreu (LH)	76
2003	Thome (LH)	80
2004	Abreu (LH)	78
2006	Howard (LH)	84
	Rollins (SW)	79
	Utley (LH)	76
2007	Rollins (SW)	88
	Utley (LH)	75
2008	Rollins (SW)	78
	Utley (LH)	78
2009	Howard (LH)	86
2010	Werth	75
2021	Harper (LH)	78

325 TOTAL BASES

1893	Delahanty	*347
1895	S. Thompson (LH)	*352
1899	Delahanty	*335
1929	Klein (LH)	405
	O'Doul (LH)	397
1930	Klein (LH)	*445
1931	Klein (LH)	*347
1932	Klein (LH)	*420
1933	Klein (LH)	*365
1950	Ennis	328
1964	Allen	*352
1966	Allen	331
1977	Luzinski	329
1980	Schmidt	*342
1987	Samuel	329
2003	Thome (LH)	331
2006	Howard (LH)	*383
	Utley (LH)	347
	Rollins (SW)	329
2007	Rollins (SW)	380
2008	Howard (LH)	331
	Utley (LH)	325
2009	Howard (LH)	352

100 RBI

1889	S. Thompson (LH)	111
1890	S. Thompson (LH)	102
1892	S. Thompson (LH)	104
1893	Delahanty	*146
	S. Thompson (LH)	126
1894	S. Thompson (LH)	141
	Delahanty	131
	Cross	125
1895	S. Thompson (LH)	*165
	Delahanty	106
	Cross	101
1896	Delahanty	*126
	S. Thompson (LH)	100
1897	Lajoie	127
1898	Lajoie	*127
1899	Delahanty	*137
1900	Flick (LH)	*110
	Delahanty	109
1901	Delahanty	108
1910	Magee	*123
1913	Cravath	*128
1914	Magee	*103
	Cravath	100
1915	Cravath	*115
1923	C. Williams (LH)	114
1928	Whitney	103
1929	Klein (LH)	145
	Hurst (LH)	125
	O'Doul (LH)	122
	Whitney	115
1930	Klein (LH)	170
	Whitney	117
1931	Klein (LH)	*121
1932	Hurst (LH)	*143
	Klein (LH)	137
	Whitney	124

1933	Klein (LH)	*120
1936	Camilli (LH)	102
1944	Northey (LH)	104
1949	Ennis	110
1950	Ennis	*126
1952	Ennis	107
1953	Ennis	125
1954	Ennis	119
1955	Ennis	120
1962	Demeter	107
1964	Callison (LH)	104
1965	Callison (LH)	101
1966	Allen	110
	White (LH)	103
1974	Schmidt	116
1975	Luzinski	*120
1976	Schmidt	107
1977	Luzinski	130
	Schmidt	101
1978	Luzinski	101
1979	Schmidt	114
1980	Schmidt	*121
1983	Schmidt	109
1984	Schmidt	*106
1985	Wilson	102
1986	Schmidt	*119
1987	Samuel	113
	Samuel	100
1992	Daulton (LH)	*109
1993	Daulton (LH)	105
1998	Rolen	110
	Brogna (LH)	104
1999	Brogna (LH)	102
2001	Abreu (LH)	110
	Rolen	107
2002	Burrell	116
2003	Thome (LH)	131
	Abreu (LH)	101
2004	Abreu (LH)	105
	Thome (LH)	105
2005	Burrell	117
	Utley (LH)	105
	Abreu (LH)	102
2006	Howard (LH)	*149
	Utley (LH)	102
2007	Howard (LH)	136
	Utley (LH)	103
2008	Howard (LH)	146
	Utley (LH)	104
2009	Howard (LH)	#141
2010	Howard (LH)	108
2011	Howard (LH)	116
2019	Harper (LH)	114

SEASON LEADERS

100 RUNS SCORED

Since 1900

1900	Thomas (LH)	*134
	Slagle (LH)	115
	Flick (LH)	106
1901	Flick (LH)	111
	Delahanty	106
	Thomas (LH)	102
1905	Thomas (LH)	118
	Magee	100
1910	Magee	*110
1912	Paskert	102
1922	C. Walker (LH)	102
1924	C. Williams (LH)	101
1929	O'Doul (LH)	152
	Klein (LH)	126
	F. Thompson	115
	Hurst (LH)	100
1930	Klein (LH)	*158
	O'Doul (LH)	122
1931	Klein (LH)	*121
1932	Klein (LH)	*152
	Bartell	118
	Hurst (LH)	109
	G.K. Davis	100
1933	Klein (LH)	101
1934	Bartell	102
1936	Camilli (LH)	106
1937	Martin (SW)	102
	Camilli (LH)	101
1950	Waitkus (LH)	102
	Jones	100
1953	Ashburn (LH)	110
1954	Ashburn (LH)	111
1962	Callison (LH)	107
1963	Taylor	102
1964	Allen	*125
	Callison (LH)	101
1966	Allen	112
1974	Schmidt	108
1975	Cash	111
1976	Schmidt	112
1977	Schmidt	114
1979	Schmidt	109
1980	Schmidt	104
1982	Schmidt	108
1983	Schmidt	104
1984	Samuel	105
1985	Samuel	101
1986	V. Hayes (LH)	*107
1987	Samuel	113
1990	Dykstra (LH)	106
1992	Hollins (SW)	104
1993	Dykstra (LH)	*143
	Hollins (SW)	104
	Kruk (LH)	100
1998	Rolen	120
	Glanville	106
1999	Abreu (LH)	118
	Gant	107
	Glanville	101
2000	Abreu (LH)	103
2001	Abreu (LH)	118
2002	Abreu (LH)	102
2003	Thome (LH)	111

2004	Rollins (SW)	119
	Abreu (LH)	118
2005	Rollins (SW)	115
	Abreu (LH)	104
2006	Utley (LH)	*131
	Rollins (SW)	127
	Howard (LH)	104
2007	Rollins (SW)	*139
	Rowand	105
	Utley (LH)	104
2008	Utley (LH)	113
	Howard (LH)	105
	Victorino (SW)	102
2009	Utley (LH)	112
	Howard (LH)	105
	Victorino (SW)	102
	Rollins (SW)	100
2010	Werth	106
2012	Rollins (SW)	102
2021	Harper (LH)	101

100 WALKS

1891	Hamilton (LH)	*102
1892	Connor (LH)	116
1894	Hamilton (LH)	*126
1899	Thomas (LH)	115
1900	Thomas (LH)	*115
1901	Thomas (LH)	*100
1902	Thomas (LH)	*107
1903	Thomas (LH)	*107
1904	Thomas (LH)	*102
1906	Thomas (LH)	*107
1936	Camilli (LH)	116
1954	Ashburn (LH)	*125
1955	Ashburn (LH)	105
1974	Schmidt	106
1975	Schmidt	101
1976	Schmidt	100
1977	Schmidt	104
1978	Luzinski	100
1979	Schmidt	*120
1982	Schmidt	*107
1983	Schmidt	*128
1987	V. Hayes (LH)	121
1989	V. Hayes (LH)	101
1993	Dykstra (LH)	*129
	Daulton (LH)	117
	Kruk (LH)	111
1999	Abreu (LH)	109
2000	Abreu (LH)	100
2001	Abreu (LH)	106
2002	Abreu (LH)	104
2003	Thome (LH)	111
	Abreu (LH)	109
2004	Abreu (LH)	127
	Thome (LH)	104
2005	Abreu (LH)	117
2006	Howard (LH)	108
2007	Burrell	114
	Howard (LH)	107
2008	Burrell	102
2018	Santana (SW)	110
2019	Hoskins	*116
2021	Harper (LH)	100

35 STOLEN BASES

1900	Thomas	37
	Flick	35
1905	Magee	48
1906	Magee	55
1907	Magee	46
1908	Magee	40
1909	Magee	38
1910	Magee	49
1911	Lobert	40
1912	Paskert	36
1913	Lobert	41
1974	Bowa	39
1982	Dernier	42
1983	Dernier	35
1984	Samuel	72
	Hayes	48
1985	Samuel	53
1986	Samuel	42
1987	Thompson	46
	Samuel	35
1993	Dykstra	37
2001	Rollins	*46
	Abreu	36
2004	Abreu	40
2005	Rollins	41
2006	Rollins	36
2007	Rollins	41
	Victorino	37
2008	Rollins	47
	Victorino	36
2012	Pierre	37
2014	Revere	49

400 ON-BASE PCT Since 1900 (min. 400 PA)

1900	Flick451
	Thomas (LH)451
1901	Thomas (LH)437
	Delahanty430
	Flick401
1902	Thomas (LH)	*.414
1903	Thomas (LH)	*.453
1904	Thomas (LH)417
1905	Thomas (LH)419
1910	Magee	*.445
1912	Paskert420
1913	Cravath407
1914	Cravath402
1922	C. Walker (LH)400
1923	Mokan401
1924	Williams (LH)403
1929	O'Doul (LH)	*.466
	Klein (LH)407
1930	O'Doul (LH)453
	Klein (LH)437
	Hurst (LH)401
1932	Hurst (LH)412
	Klein (LH)404
	Davis400
1933	Klein (LH)	*.422
1936	Camilli (LH)441
1937	Camilli (LH)	*.446
1938	Weintraub (LH)422

1941	Etten (LH)	404
1947	Walker (LH)	443
1948	Ashburn (LH)	410
1950	Seminick	400
1954	Ashburn (LH)	*.441
1955	Ashburn (LH)	*.449
1958	Ashburn (LH)	*.440
1967	Allen	*.404
1979	Rose (SW)	*.418
1981	Schmidt	*.435
1982	Schmidt	*.403
1987	V. Hayes (LH)	404
1990	Dykstra (LH)	*.418
1992	Kruk (LH)423
1993	Kruk (LH)430
	Dykstra (LH)420
1994	Dykstra (LH)404
	(min. 350 PA due to strike)	
1998	Abreu (LH)409
1999	Abreu (LH)446
2000	Abreu (LH)416
2002	Abreu (LH)413
2003	Abreu (LH)409
2004	Abreu (LH)428
2005	Abreu (LH)405
2006	Abreu (LH)427
	Howard (LH)425
2007	Utley (LH)410
2021	Harper (LH)	*.429

1,000 OPS

Since 1910 (min. 400 PA)

1929	O'Doul (LH)	1.088
	Klein (LH)	1.065
1930	Klein (LH)	1.124
	O'Doul (LH)	1.057
1932	Klein (LH)	*1.050
1933	Klein (LH)	*1.025
1936	Camilli (LH)	1.018
1937	Camilli (LH)	1.034
1966	Allen	*1.027
1980	Schmidt	*1.004
1981	Schmidt	*1.080
2006	Howard (LH)	1.084
2021	Harper (LH)	*1.044

* League leader
Tied for league lead
(LH) Left-handed batter
(SW) Switch-hitter

Note: See Yearly Batting Leaders in this section for more information.

YEARLY BATTING LEADERS

YEAR	GAMES	AT-BATS	RUNS	HITS
1883	Farrar 99	Purcell 425	Purcell 70	Purcell 114
1884	Farrar 111	McClellan 450	Andrews 74	McClellan 116
1885	Farrar/Fogarty 111	Manning 445	Andrews 77	Mulvey 119
1886	Farrar 118	G. Wood 450	Andrews 93	G. Wood 123
1887	Fogarty 126	Fogarty 495	G. Wood 118	Andrews 151
1888	Farrar 131	Andrews 528	Andrews 75	Andrews 126
1889	Farrar 130	Mulvey 544	Fogarty 107	S. Thompson 158
1890	Allen 133	S. Thompson 509	Hamilton 133	S. Thompson #172
1891	Myers 135	S. Thompson 550	Hamilton *141	Hamilton *179
1892	Connor 155	S. Thompson 609	Hamilton 132	S. Thompson 186
1893	Delahanty/Hallman 132	S. Thompson *600	Delahanty 145	S. Thompson *222
1894	Hamilton 131	Hamilton 559	Hamilton *196	Hamilton 223
1895	Boyle 133	Boyle *565	Hamilton *166	S. Thompson 211
1896	Delahanty 123	S. Thompson 517	Delahanty 131	Delahanty 198
1897	Cooley 133	Cooley *566	Cooley 124	Delahanty 200
1898	Cooley/Cross 149	Cooley 629	Cooley 123	Lajoie 200
1899	M. Cross 154	Lauder 583	Thomas 137	Delahanty *234
1900	Slagle 141	Slagle 574	Thomas *134	Flick 207
1901	M. Cross 139	two with 542	Flick 111	Delahanty 192
1902	Barry/Thomas 138	S. Barry 543	Thomas 89	S. Barry 156
1903	Barry/Hulswitt 138	S. Barry 550	Thomas 88	Thomas 156
1904	Gleason 153	Gleason 587	Thomas 92	Gleason 161
1905	three with 155	Gleason 608	Thomas 118	Magee 180
1906	Doolan/Magee 154	Magee 563	Thomas 81	Magee 159
1907	Doolan/Titus 145	Titus 523	Magee 75	Magee 165
1908	Osborn 152	Grant *598	Magee 79	Bransfield 160
1909	Grant 154	Grant *631	Grant 75	Grant 170
1910	Magee 154	Grant 579	Magee *110	Magee 172
1911	Paskert 153	Paskert 560	Knabe 99	Luderus 166
1912	Luderus 148	Luderus 572	Paskert 102	Paskert 170
1913	Luderus 155	Luderus 588	Lobert 98	Cravath *179
1914	Cravath 149	Magee 544	Magee 96	Magee *171
1915	Bancroft 153	Bancroft 563	Cravath *89	Luderus 157
1916	Paskert 149	Paskert 555	Paskert 82	Paskert 155
1917	Luderus 154	Whitted 553	Paskert 78	Whitted 155
1918	Luderus 125	Bancroft 499	Bancroft 69	Luderus 135
1919	Luderus 138	Meusel 521	Meusel 65	Meusel 159
1920	C. Williams 148	C. Williams 590	C. Williams 88	C. Williams 192
1921	C. Williams 146	C. Williams 562	C. Williams 67	C. Williams 180
1922	C. Williams 151	C. Williams 584	Walker 102	Walker 196
1923	Holke 147	Holke 562	C. Williams 98	Holke 175
1924	Holke/Williams 148	Holke 563	C. Williams 101	C. Williams 183
1925	Sand 148	Sand 496	Harper 86	Harper 173
1926	Sand 149	Sand 567	Sand 99	Leach 162
1927	F. Thompson 153	F. Thompson 597	Sand 87	F. Thompson 181
1928	F. Thompson 152	F. Thompson 634	F. Thompson 99	F. Thompson 182
1929	three with 154	O'Doul 638	O'Doul 152	O'Doul *254
1930	Klein 156	Klein 648	Klein *158	Klein 250
1931	Klein 148	Klein 594	Klein #121	Klein 200
1932	three with 154	Klein 650	Klein *152	Klein *226
1933	Bartell/Klein 152	Fullis 647	Klein 101	Klein *223
1934	Bartell 146	Bartell 604	Bartell 102	Allen 192
1935	Allen/Camilli 156	Allen 645	Allen 90	Allen 198
1936	Norris 154	Norris 581	Camilli 106	Chiozza 170
1937	Scharein 146	Martin 579	Martin 102	Whitney 166
1938	Arnovich 139	Arnovich 502	Martin 58	Martin 139
1939	May 135	Arnovich 491	Arnovich 68	Arnovich 159
1940	Mahan 146	Mahan 544	May 59	May 147

* League leader # Tied for league lead

YEARLY BATTING LEADERS

YEAR	GAMES	AT-BATS	RUNS	HITS
1941	Bragan 154	Litwhiler 590	Etten 78	Litwhiler 180
1942	Litwhiler 151	Litwhiler 591	Litwhiler 59	Litwhiler 160
1943	Northey 147	Northey 586	Northey 72	Northey 163
1944	Lupien 153	Lupien 597	Adams 86	Lupien 169
1945	Wasdell 134	Antonelli 504	Wasdell 65	Wasdell 150
1946	Wyrostek 145	Wyrostek 545	Wyrostek 73	Ennis 169
1947	Verban 155	Ennis 541	Walker 79	Walker 181
1948	Ennis 152	Ennis 589	Ennis 86	Ennis 171
1949	three with 154	Ashburn/Hamner... #662	Ennis 92	Ashburn 188
1950	Hamner/Jones 157	Waitkus 641	Waitkus 102	Ennis 180
1951	Ashburn 154	Ashburn 643	Ashburn 92	Ashburn *221
1952	Ashburn/Ryan 154	Ashburn 613	Ashburn 93	Ashburn 173
1953	Ashburn 156	Ashburn 622	Ashburn 110	Ashburn *205
1954	Ashburn 153	Hamner 596	Ashburn 111	Hamner 178
1955	Ennis/Jones 146	Ennis 564	Ashburn 91	Ashburn 180
1956	Ashburn 154	Ennis 630	Lopata 96	Ashburn 190
1957	Ashburn 156	Ashburn 626	Ashburn 93	Ashburn 186
1958	Ashburn 152	Ashburn 615	Ashburn 98	Ashburn *215
1959	Ashburn 153	Ashburn 564	Ashburn 86	Ashburn 150
1960	Herrera 145	Herrera 512	Taylor 66	Taylor 145
1961	Callison 138	Callison 455	Callison 74	Callison 121
1962	Callison 157	Taylor 625	Callison 107	Callison 181
1963	Callison/Taylor 157	Taylor 640	Taylor 102	Taylor 180
1964	Allen/Callison 162	Callison 654	Allen *125	Allen 201
1965	Allen 161	Allen/Callison 619	Allen/Callison 93	Allen 187
1966	B. White 159	Rojas 626	Allen 112	Callison 169
1967	Callison/Gonzalez 149	Callison 556	Allen 89	Gonzalez 172
1968	Allen/Rojas 152	Rojas 621	Allen 87	Rojas 144
1969	Hisle 145	Taylor 557	Allen 79	Taylor 146
1970	Johnson 159	Johnson 574	Taylor 74	Johnson 147
1971	Bowa 159	Bowa *650	Montanez 78	Bowa 162
1972	Bowa/Money 152	Bowa 579	Bowa 67	Luzinski 158
1973	Luzinski 161	Luzinski 610	Luzinski 76	Luzinski 174
1974	three with 162	Cash *687	Schmidt 108	Cash 206
1975	Cash 162	Cash *699	Cash 111	Cash *213
1976	Cash/Schmidt 160	Cash *666	Schmidt 112	Cash 189
1977	Bowa/Schmidt 154	Bowa 624	Schmidt 114	Bowa 175
1978	Bowa 156	Bowa 654	Schmidt 93	Bowa 192
1979	Rose 163	Rose 628	Schmidt 109	Rose 208
1980	Rose 162	Rose 655	Schmidt 104	Rose 185
1981	Rose 107	Rose 431	Schmidt *78	Rose *140
1982	Matthews/Rose 162	Rose 634	Schmidt 108	Matthews 173
1983	DeJesus 158	Schmidt 534	Schmidt 104	Schmidt 136
1984	Samuel 160	Samuel *701	Samuel 105	Samuel 191
1985	Samuel/Wilson 161	Samuel *663	Samuel 101	Samuel 175
1986	Schmidt 160	V. Hayes 610	V. Hayes #107	V. Hayes 187
1987	Samuel 160	Samuel *655	Samuel 113	Samuel 178
1988	Samuel 157	Samuel 629	Bradley 77	Samuel 153
1989	V. Hayes 154	Herr 561	V. Hayes 93	Herr 161
1990	C. Hayes 152	Dykstra 590	Dykstra 106	Dykstra #192
1991	Murphy 153	Murphy 544	Kruk 84	Kruk 158
1992	Hollins 156	Hollins 586	Hollins 104	Kruk 164
1993	Dykstra 161	Dykstra *637	Dykstra *143	Dykstra *194
1994	Eisenreich 104	Duncan 347	Dykstra 68	Duncan 93
1995	C. Hayes 141	C. Hayes 529	Jefferies 69	Jefferies 147
1996	Morandini 140	Morandini 539	Santiago 71	Morandini 135
1997	Rolen 156	Rolen 561	Rolen 93	Morandini 163
1998	Rolen 160	Glanville *678	Rolen 120	Glanville 189
1999	Brogna 157	Glanville 628	Abreu 118	Glanville 204
2000	Abreu/Glanville 152	Glanville 637	Abreu 103	Abreu 182

* League leader # Tied for league lead

YEARLY BATTING LEADERS

YEAR	GAMES	AT-BATS	RUNS	HITS
2001	Abreu #162	Rollins *656	Abreu 118	Rollins 180
2002	Abreu/Burrell 157	Rollins *637	Abreu 102	Abreu 176
2003	Thome 159	Rollins 628	Thome 111	Abreu 173
2004	Abreu 159	Rollins 657	Rollins 119	Rollins 190
2005	Abreu #162	Rollins 677	Rollins 115	Rollins 196
2006	Utley 160	Rollins 689	Utley *131	Utley 203
2007	Rollins #162	Rollins *716	Rollins *139	Rollins 212
2008	Howard #162	Howard 610	Utley 113	Utley 177
2009	Howard 160	Rollins *672	Utley 112	Victorino 181
2010	Werth 156	Victorino 587	Werth 106	Polanco 165
2011	Howard 152	Rollins 567	Victorino 95	Rollins 152
2012	Rollins 156	Rollins 632	Rollins 102	Rollins 158
2013	Rollins 160	Rollins 600	Utley 73	Rollins 151
2014	Utley 155	Revere 601	Rollins 78	Revere #184
2015	Galvis 151	Galvis 559	Herrera 64	Galvis/Herrera 147
2016	Herrera 159	Galvis 584	Herrera 87	Herrera 167
2017	Galvis #162	Galvis 608	Hernández 85	Galvis 155
2018	Hernández/Santana 161	Hernández 605	Hernández 91	Hernández 153
2019	Hernández 161	Hernández 612	Harper 98	Hernández 171
2020	Gregorius 60	McCutchen 217	Harper 41	Gregorius 61
2021	McCutchen 144	Segura 514	Harper 101	Harper 151

* League leader # Tied for league lead

SEASON LEADERS BY POSITION (Since 1900)

Pos.	Player	Total	Year	Pos.	Player	Total	Year	Pos.	Player	Total	Year
BATTING AVERAGE				TRIPLES				RBI*			
P	Lefty Weinert	.322	1923	P	Grover Alexander	4	1916	P	Schoolboy Rowe	20	1943
C	Smoky Burgess	.368	1954		Robin Roberts	4	1955	C	Darren Daulton	109	1992
1B	Dolph Camilli	.339	1937	C	Stan Lopata	7	1956	1B	Ryan Howard	149	2006
2B	Nap Lajoie	.346	1900	1B	Dolph Camilli	13	1936	2B	Chase Utley	105	2005
SS	Dick Bartell	.310	1934	2B	Juan Samuel	19	1984	SS	Jimmy Rollins	94	2007
3B	Pinky Whitney	.342	1930	SS	Jimmy Rollins	20	2007	3B	Pinky Whitney	124	1932
LF	Lefty O'Doul	.398	1929	3B	Pinky Whitney	14	1929	LF	Greg Luzinski	130	1977
CF	Harry Walker	.371	1947		Richie Allen	14	1965	CF	Cy Williams	114	1923
RF	Chuck Klein	.386	1930	LF	Sherry Magee	17	1905	RF	Chuck Klein	170	1930
				CF	Harry Walker	16	1947				
					Shane Victorino	16	2011				
				RF	Elmer Flick	17	1901				
DOUBLES				HOME RUNS				* Since 1920, when RBI became an official stat Note: Players who performed at more than one position are considered for the position they played most in that particular year and are credited with their entire season's statistics.			
P	Bucky Walters	10	1936	P	Rick Wise	6	1971				
C	J.T. Realmuto	36	2019	C	Stan Lopata	32	1956				
1B	Von Hayes	46	1986	1B	Ryan Howard	58	2006				
2B	Chase Utley	48	2007	2B	Chase Utley	33	2008				
SS	Dick Bartell	48	1932	SS	Jimmy Rollins	30	2007				
3B	Scott Rolen	45	1998	3B	Mike Schmidt	48	1980				
LF	Hal Lee	42	1932	LF	Greg Luzinski	39	1977				
	Ethan Allen	42	1934	CF	Cy Williams	41	1923				
CF	Ethan Allen	46	1935	RF	Chuck Klein	43	1929				
RF	Chuck Klein	59	1930								

YEARLY BATTING LEADERS

YEAR	TOTAL BASES	DOUBLES	TRIPLES	HOME RUNS
1883	Manning 153	Manning 31	Coleman 8	four with 1
1884	Manning 167	Manning 29	Purcell 7	Manning 5
1885	Mulvey 174	Mulvey 25	Mulvey 6	Mulvey 6
1886	G. Wood 183	Farrar 19	G. Wood 15	Farrar 5
1887	G. Wood 244	Fogarty 26	G. Wood 19	G. Wood 14
1888	Farrar 165	Farrar 24	Farrar 7	G. Wood 6
1889	S. Thompson 262	S. Thompson 36	Fogarty 17	S. Thompson *20
1890	S. Thompson 243	S. Thompson *41	Allen/Burke 11	Clements 7
1891	S. Thompson 227	Clements 29	S. Thompson 10	S. Thompson 7
1892	S. Thompson 253	Connor *37	Delahanty *21	Connor 12
1893	Delahanty *347	S. Thompson *37	Delahanty 18	Delahanty *19
1894	S. Thompson 307	Delahanty 36	S. Thompson 27	S. Thompson 13
1895	S. Thompson *352	Delahanty *49	S. Thompson 21	S. Thompson *18
1896	Delahanty 315	Delahanty *44	Delahanty 17	Delahanty 13
1897	Lajoie *315	Delahanty 40	Lajoie 25	Lajoie 9
1898	Lajoie 275	Lajoie *40	Flick 13	Flick 8
1899	Delahanty *335	Delahanty *56	Flick 14	Delahanty 9
1900	Flick *305	Flick 33	Flick 16	Flick 11
1901	Delahanty 287	Delahanty #39	Flick 17	Delahanty/Flick 8
1902	S. Barry 198	S. Barry 20	Hulswitt/Thomas 8	S. Barry 3
1903	Barry/Wolverton 189	Keister 27	Wolverton 12	Keister 3
1904	Gleason 196	Titus 25	Magee 12	Dooin 6
1905	Magee 253	Titus 36	Magee 17	Magee 5
1906	Magee 229	Magee 36	Magee 8	Magee 6
1907	Magee 229	Magee 28	Magee/Titus 12	Magee 4
1908	Magee 212	Magee 30	Magee 16	Bransfield 3
1909	Magee 208	Magee 33	Magee 14	Titus 3
1910	Magee *263	Magee 39	Magee 17	Magee 6
1911	Luderus 260	Magee 32	Luderus 11	Luderus 16
1912	Paskert 221	Paskert 37	Cravath/Magee 9	Cravath 11
1913	Cravath *298	Magee 36	Cravath 14	Cravath *19
1914	Magee *277	Magee *39	Magee 11	Cravath *19
1915	Cravath *266	Luderus 36	Cravath/Luderus 7	Cravath *24
1916	Paskert 223	Niehoff *42	Whitted 12	Cravath 11
1917	Cravath 238	Cravath 29	Cravath 16	Cravath #12
1918	Meusel 181	Cravath 27	Meusel 6	Cravath *8
1919	Meusel 214	Luderus 30	Bancroft/Meusel 7	Cravath *12
1920	C. Williams 293	C. Williams 36	C. Williams 10	C. Williams *15
1921	C. Williams 274	C. Williams 28	C. Williams 7	C. Williams 18
1922	C. Williams 300	Walker 36	Walker 11	C. Williams 26
1923	C. Williams 308	Holke/Tierney 31	Wrightstone 7	C. Williams *41
1924	C. Williams 308	C. Williams 31	C. Williams 11	C. Williams 24
1925	Harper 276	Harper 35	Harper/Sand 7	Harper 18
1926	Leach 238	Sand 30	Huber/Leach 7	C. Williams 18
1927	C. Williams 247	F. Thompson 32	F. Thompson 14	C. Williams #30
1928	Leach 276	Leach 36	Leach/Thompson 11	Hurst 19
1929	Klein 405	Klein 45	Whitney 14	Klein *43
1930	Klein *445	Klein *59	Klein 8	Klein 40
1931	Klein *347	Bartell 43	Klein 10	Klein *31
1932	Klein *420	Klein 50	Klein 15	Klein *38
1933	Klein *365	Klein *44	Hurst 8	Klein *28
1934	Allen 272	Allen #42	Moore 6	Camilli 12
1935	Moore 290	Allen 46	Chiozza 6	Camilli 25
1936	Camilli 306	Chiozza 32	Camilli 13	Camilli 28
1937	Camilli 279	Martin 35	Camilli/Martin 7	Camilli 27
1938	Martin 196	Martin 36	Martin 6	Klein 8
1939	Arnovich 203	Martin 28	Marty 6	Marty/Mueller 9
1940	Marty 199	Mahan/May 24	Marty 8	Rizzo 20

* League leader # Tied for league lead

YEARLY BATTING LEADERS

YEAR	TOTAL BASES	DOUBLES	TRIPLES	HOME RUNS
1941	Litwhiler 275	Litwhiler 29	Benjamin 7	Litwhiler 18
1942	Litwhiler 230	Litwhiler 25	Litwhiler 9	Litwhiler 9
1943	Northey 252	Northey 31	Adams 7	Northey 16
1944	Northey 283	Adams/Northey 35	Lupien/Northey 9	Northey 22
1945	Wasdell 206	Antonelli 27	Wasdell 8	DiMaggio 19
1946	Ennis 262	Ennis/Wyrostek 30	Ennis/Northey 6	Ennis 17
1947	Walker 244	Walker 28	Walker *16	Seminick 13
1948	Ennis 309	Ennis 40	Blatnick 8	Ennis 30
1949	Ennis 320	Ennis 39	Ashburn/Ennis 11	Ennis 25
1950	Ennis 328	Ennis 34	Ashburn *14	Ennis 31
1951	Ashburn 274	Ashburn 31	Hamner 7	Jones 22
1952	Ennis 281	Ashburn 31	Ennis 10	Ennis 20
1953	Ennis 280	Hamner 30	Ashburn 9	Ennis 29
1954	Hamner 278	Hamner 39	Hamner 11	Ennis 25
1955	Ennis 292	Ashburn 32	Ashburn 9	Ennis 29
1956	Lopata 286	Lopata 33	Ashburn/Blaylock 8	Lopata 32
1957	Bouchee 270	Bouchee 35	Ashburn/Bouchee 8	Repulski 20
1958	Ashburn 271	Anderson 34	Ashburn *13	Anderson 23
1959	Bouchee 224	Bouchee 29	Koppe 7	Freese 23
1960	Herrera 233	Herrera 26	Herrera 6	Herrera 17
1961	Callison 190	Callison 20	Callison 11	Demeter 20
1962	Callison 296	Callison 26	Callison #10	Demeter 29
1963	Callison 314	Callison/Gonzalez 36	Gonzalez 12	Callison 31
1964	Allen *352	Allen 38	Allen #13	Callison 26
1965	Callison 315	Allen 31	Callison *16	Callison 32
1966	Allen 331	Callison *40	Allen 10	Allen 40
1967	Allen 262	Allen 31	Allen 10	Allen 23
1968	Allen 271	Taylor 20	Allen 9	Allen 33
1969	Allen 251	Callison 29	three with 5	Allen 32
1970	Johnson 262	Johnson 28	Taylor 9	Johnson 27
1971	Johnson 285	Johnson 29	Money 8	Johnson 34
1972	Luzinski 255	Montanez #39	Bowa *13	Luzinski 18
1973	Luzinski 295	B. Robinson 32	Montanez 5	Luzinski 29
1974	Schmidt 310	Montanez 33	Cash 11	Schmidt *36
1975	Luzinski *322	Cash 40	Bowa 9	Schmidt *38
1976	Schmidt *306	Johnstone 38	Cash *12	Schmidt *38
1977	Luzinski 329	Luzinski 35	Schmidt 11	Luzinski 39
1978	Luzinski 284	Maddox 34	Bowa 5	Luzinski 35
1979	Schmidt 305	Rose 40	McBride 12	Schmidt 45
1980	Schmidt *342	Rose *42	McBride 10	Schmidt *48
1981	Schmidt *228	Matthews 21	Rose 5	Schmidt *31
1982	Schmidt 281	Matthews 31	DeJesus 5	Schmidt 35
1983	Schmidt 280	Lefebvre 20	Lefebvre 8	Schmidt *40
1984	Samuel 310	Samuel 36	Samuel #19	Schmidt #36
1985	Schmidt 292	Wilson 39	Samuel 13	Schmidt 33
1986	Schmidt *302	V. Hayes #46	Samuel 12	Schmidt *37
1987	Samuel 329	Samuel 37	Samuel *15	Schmidt 35
1988	Samuel 239	Samuel 32	Samuel 9	James 19
1989	V. Hayes 249	Dykstra 32	Herr/Kruk 6	V. Hayes 26
1990	Dykstra 260	Dykstra 35	Kruk 8	V. Hayes 17
1991	Kruk 260	Murphy 33	Kruk 6	Kruk 21
1992	Hollins 275	Duncan 40	Morandini 8	Daulton/Hollins 27
1993	Dykstra 307	Dykstra 44	Morandini 9	Daulton/Incaviglia 24
1994	Daulton/Duncan 141	Dykstra 26	Dykstra/Morandini 5	Daulton 15
1995	Hayes/Jefferies 215	Morandini 34	Morandini 7	three with 11
1996	Santiago 242	three with 24	Otero 7	Santiago 30
1997	Rolen 263	Morandini 40	Daulton 6	Rolen 21
1998	Rolen 320	Rolen 45	Glanville 7	Rolen 31
1999	Abreu 300	Glanville 38	Abreu 11	Lieberthal 31
2000	Abreu 319	Abreu 42	Abreu 10	Rolen 26

* League leader # Tied for league lead

YEARLY BATTING LEADERS

YEAR	TOTAL BASES	DOUBLES	TRIPLES	HOME RUNS
2001	Abreu 319	Abreu 48	Rollins *12	Abreu 31
2002	Burrell 319	Abreu 50	Rollins *10	Burrell 37
2003	Thome 331	Rollins 42	Rollins 6	Thome *47
2004	Abreu 312	Abreu 47	Rollins #12	Thome 42
2005	Utley 293	Utley 39	Rollins 11	Burrell 32
2006	Howard *383	Rollins 45	Rollins 9	Howard *58
2007	Rollins 380	Utley 48	Rollins *20	Howard 47
2008	Howard 331	Utley 41	Rollins 9	Howard *48
2009	Howard 352	Rollins 43	Victorino 13	Howard 45
2010	Werth 295	Werth *46	Victorino 10	Howard 31
2011	Howard 272	Ibañez 31	Victorino #16	Howard 33
2012	Rollins 270	Rollins 33	Pierre 6	Rollins 23
2013	Brown 245	Rollins 36	Utley 6	Brown 27
2014	Byrd 263	Utley 36	Revere 7	Byrd 25
2015	Herrera/Howard ... 207	Herrera 30	Revere 6	Howard 23
2016	Franco 248	Galvis/Rupp 26	Hernández 11	Franco/Howard ... 25
2017	Herrera 238	Herrera 42	Galvis/Hernández... 6	Franco 24
2018	Hoskins 277	Hoskins 38	Quinn 4	Hoskins 34
2019	Harper 292	Segura 37	Hoskins 5	Harper 35
2020	Gregorius 105	Bohm 11	four with 2	Harper 13
2021	Harper 300	Harper *42	Realmuto 4	Harper 35

* League leader # Tied for league lead

YEAR	STOLEN BASES	WALKS	RBI	AVERAGE
1883		Harbidge 24		Purcell268
1884		Manning 40		Manning271
1885		Manning 37		Mulvey269
1886		Fogarty 42	Mulvey 53	G. Wood273
1887	Fogarty 102	Fogarty * 82	Ferguson 85	Andrews325
1888	Fogarty 58	Fogarty 53	Farrar 53	Farrar244
1889	Fogarty *99	Fogarty 65	S. Thompson 111	S. Thompson296
1890	Hamilton *102	Allen 87	S. Thompson 102	Hamilton325
1891	Hamilton *115	Hamilton *102	S. Thompson 90	Hamilton *340
1892	Hamilton 56	Connor 116	S. Thompson 104	Hamilton330
1893	Hamilton 41	Allen 71	Delahanty *146	S. Thompson *380
1894	Hamilton *99	Hamilton *126	S. Thompson 141	S. Thompson404
1895	Hamilton *95	Hamilton #96	S. Thompson *165	Delahanty399
1896	Delahanty 37	Delahanty 62	Delahanty *126	Delahanty397
1897	Cooley 31	Delahanty/Nash 60	Lajoie 127	Delahanty377
1898	Delahanty 58	Flick 86	Lajoie *127	Delahanty334
1899	Thomas 42	Thomas 115	Delahanty *137	Delahanty *408
1900	Thomas 37	Thomas *115	Flick *110	Flick378
1901	Flick 30	Thomas *100	Delahanty 108	Delahanty354
1902	Thomas 17	Thomas *107	S. Barry 57	S. Barry287
1903	S. Barry 26	Thomas *107	Keister 63	Thomas327
1904	Thomas 28	Thomas *102	Magee 57	Titus294
1905	Magee 48	Thomas 93	Magee 98	Thomas317
1906	Magee 55	Thomas *107	Magee 67	Magee282
1907	Magee 46	Thomas *83	Magee *85	Magee328
1908	Magee 40	Titus 53	Bransfield 71	Bransfield304
1909	Magee 38	Titus 66	Magee 66	Bransfield292
1910	Magee 49	Magee 94	Magee *123	Magee *331
1911	Lobert 40	Knabe 94	Luderus 99	Luderus301
1912	Paskert 36	Paskert 91	Magee 72	Paskert315
1913	Lobert 41	Paskert 65	Cravath *128	Cravath341
1914	Lobert 31	Cravath 83	Magee *103	Becker325
1915	Whitted 24	Cravath *86	Cravath *115	Luderus315

* League leader # Tied for league lead

YEARLY BATTING LEADERS

YEAR	STOLEN BASES	WALKS	RBI	AVERAGE
1916	Whitted 29	Bancroft 74	Cravath 70	Cravath283
1917	Stock 25	Cravath 70	Cravath 83	Cravath/Whitted .280
1918	Stock 20	Bancroft/Cravath 54	Luderus 67	Luderus288
1919	Meusel 24	Luderus 54	Meusel 59	Meusel305
1920	C. Williams 18	Stengel 38	C. Williams 72	C. Williams325
1921	Meusel 8	C. Williams 30	C. Williams 75	C. Williams320
1922	Walker/Williams 11	C. Williams 74	C. Williams 92	Walker337
1923	Walker 12	Sand 82	C. Williams 114	Tierney317
1924	Harper 10	C. Williams 67	C. Williams 93	C. Williams328
1925	Harper 10	Sand 64	Harper 97	Harper349
1926	Huber 9	Sand 66	Leach 71	Leach329
1927	F. Thompson 19	C. Williams 61	C. Williams 98	Leach/Wrightstone .306
1928	F. Thompson 19	Hurst 68	Whitney 103	Leach304
1929	F. Thompson 16	Hurst 80	Klein 145	O'Doul *.398
1930	F. Thompson 7	O'Doul 63	Klein 170	Klein386
1931	Hurst 8	Hurst 64	Klein *121	Klein337
1932	Klein *20	Hurst 65	Hurst *143	Klein348
1933	Fullis 18	Bartell/Klein 56	Klein *120	Klein *.368
1934	Bartell 13	Bartell 64	Moore 93	Moore343
1935	Camilli 9	Camilli 65	Camilli 102	Moore323
1936	Chiozza 17	Camilli 116	Camilli 102	Moore328
1937	Scharein 13	Camilli 90	Camilli 80	Whitney341
1938	Scharein 11	Mueller/Weintraub ... 64	Arnovich 72	Martin298
1939	Arnovich 7	Arnovich 58	Arnovich 67	Arnovich324
1940	Mahan 4	May 58	Rizzo 53	May293
1941	Murtaugh *18	Etten 82	Etten 79	Etten311
1942	Murtaugh 13	Etten 67	Litwhiler 56	Litwhiler271
1943	Wasdell 6	Murtaugh 57	Northey 68	Dahlgren287
1944	Lupien 18	Adams 74	Northey 104	Northey288
1945	DiMaggio 12	DiMaggio 43	DiMaggio 84	Wasdell300
1946	Hughes/Wyrostek ... 7	Wyrostek 70	Ennis 73	Ennis313
1947	Walker 13	Wyrostek 61	Ennis 81	Walker *.363
1948	Ashburn *32	Ashburn 60	Ennis 95	Ashburn333
1949	Ashburn 9	Seminick 69	Ennis 110	Ennis302
1950	Ashburn 14	Seminick 68	Ennis *126	Ennis311
1951	Ashburn 29	Ennis 68	Jones 81	Ashburn344
1952	Ashburn 16	Ashburn 75	Ennis 107	Ennis/Waitkus289
1953	Ashburn 14	Jones 85	Ennis 125	Ashburn330
1954	Ashburn 11	Ashburn *125	Ennis 119	Ashburn313
1955	Ashburn 12	Ashburn 105	Ennis 120	Ashburn *.338
1956	Ashburn 10	Jones 92	Ennis/Lopata 95	Ashburn303
1957	Fernandez 18	Ashburn #94	Bouchee 76	Ashburn297
1958	Ashburn 30	Ashburn *97	Anderson 97	Ashburn *.350
1959	Ashburn 9	Ashburn 79	Post 94	Bouchee285
1960	Taylor 24	Del Greco 54	Herrera 71	Taylor287
1961	Gonzalez 15	Callison 69	Demeter 68	Gonzalez277
1962	Taylor 20	Dalrymple 70	Demeter 107	Demeter307
1963	Taylor 23	Gonzalez 53	Demeter 83	Gonzalez306
1964	Taylor 13	Allen 67	Callison 104	Allen318
1965	Allen 15	Allen 74	Callison 101	Rojas303
1966	White 16	Allen/White 68	Allen 110	Allen317
1967	Allen 20	Allen 75	Allen 77	Gonzalez339
1968	Taylor 22	Allen 74	Allen 90	Gonzalez264
1969	Taylor 19	Allen/Briggs 64	Allen 89	Allen288
1970	Bowa 24	Johnson 72	Johnson 93	Taylor301
1971	Bowa 28	Johnson 72	Montanez 99	McCarver278
1972	Bowa 17	Montanez 58	Luzinski 68	Luzinski281
1973	Bowa 10	Schmidt 62	Luzinski 97	Unser289
1974	Bowa 39	Schmidt 106	Schmidt 116	Montanez301
1975	Schmidt 29	Schmidt 101	Luzinski *120	Bowa/Cash305

* League leader # Tied for league lead

YEARLY BATTING LEADERS

YEAR	STOLEN BASES	WALKS	RBI	AVERAGE
1976	Bowa 30	Schmidt 100	Schmidt 107	Maddox330
1977	McBride 36	Schmidt 104	Luzinski 130	Luzinski309
1978	Maddox 33	Luzinski 100	Luzinski 101	Bowa294
1979	Maddox 26	Schmidt *120	Schmidt 114	Rose331
1980	Smith 33	Schmidt 89	Schmidt *121	McBride309
1981	Smith 21	Schmidt *73	Schmidt *91	Rose325
1982	Dernier 42	Schmidt *107	Schmidt 87	Diaz288
1983	Dernier 35	Schmidt *128	Schmidt 109	Matthews258
1984	Samuel 72	Schmidt 92	Schmidt #106	V. Hayes292
1985	Samuel 53	Schmidt 87	Wilson 102	Schmidt277
1986	Samuel 42	Schmidt 89	Schmidt *119	V. Hayes305
1987	M. Thompson 46	V. Hayes 121	Schmidt 113	M. Thompson302
1988	Samuel 33	Jeltz 59	Samuel 67	M. Thompson288
1989	Dykstra 30	V. Hayes 101	V. Hayes 78	Herr287
1990	Dykstra 33	Dykstra 89	V. Hayes 73	Dykstra325
1991	Dykstra 24	Kruk 67	Kruk 92	Kruk294
1992	Dykstra 30	Kruk 92	Daulton *109	Kruk323
1993	Dykstra 37	Dykstra *129	Daulton 105	Kruk316
1994	Dykstra 15	Dykstra 68	Daulton 56	Kruk302
1995	Dykstra/Eisenreich... 10	Daulton 55	C. Hayes 85	Jefferies306
1996	Morandini 26	Zeile 67	Santiago 85	Eisenreich361
1997	Morandini/Rolen ... 16	Rolen 76	Rolen 92	Morandini295
1998	Glanville 23	Rolen 93	Rolen 110	Abreu312
1999	Glanville 34	Abreu 109	Brogna 102	Abreu335
2000	Glanville 31	Abreu 100	Rolen 89	Abreu316
2001	Rollins #46	Abreu 106	Abreu 110	Anderson293
2002	Abreu/Rollins 31	Abreu 104	Burrell 116	Abreu308
2003	Abreu 22	Thome 111	Thome 131	Lieberthal313
2004	Abreu 40	Abreu 127	Abreu/Thome..... 105	Abreu301
2005	Rollins 41	Abreu 117	Burrell 117	Utley291
2006	Rollins 36	Howard 108	Howard *149	Howard313
2007	Rollins 41	Burrell 114	Howard 136	Utley332
2008	Rollins 47	Burrell 102	Howard *146	Victorino293
2009	Rollins 31	Werth 91	Howard #141	Victorino292
2010	Victorino 34	Werth 82	Howard 108	Polanco298
2011	Rollins 30	Howard 75	Howard 116	Victorino279
2012	Pierre 37	Rollins 62	Rollins/Ruiz 68	Rollins250
2013	Revere/Rollins 22	Rollins 59	Brown 83	Utley284
2014	Revere 49	Howard 67	Howard 95	Revere306
2015	Revere 24	Hernández 40	Howard 77	Herrera297
2016	Herrera 25	Hernández 66	Franco 88	Hernández294
2017	Hernández 15	Hernández 61	Franco 76	Hernández294
2018	Hernández 19	Santana 110	Hoskins 96	Franco270
2019	Harper/Kingery 15	Hoskins *116	Harper 114	Segura280
2020	Quinn 12	Harper *49	Gregorius 40	Gregorius284
2021	Harper/Realmuto 13	Harper 100	Harper 84	Harper309

* League leader # Tied for league lead

STOLEN BASES

TEAM				INDIVIDUAL (Pct.)					
ATT	SB	CS	PCT	Year	Player	ATT	SB	CS	PCT
91	63	28	.692	1951	Richie Ashburn	35	29	6	.829
101	60	41	.594	1952	Richie Ashburn	27	16	11	.593
63	42	21	.667	1953	Richie Ashburn	20	14	6	.700
57	30	27	.526	1954	Richie Ashburn	19	11	8	.579
76	44	32	.579	1955	Richie Ashburn	32	12	10	.545
68	45	23	.662	1956	Richie Ashburn	11	10	1	.909
83	57	26	.687	1957	Chico Fernandez	23	18	5	.783
84	51	33	.607	1958	Richie Ashburn	42	30	12	.714
85	39	46	.459	1959	Richie Ashburn	20	9	11	.450
93	45	48	.484	1960	Tony Taylor	37	26	11	.703
86	56	30	.651	1961	Tony Gonzalez	20	15	5	.750
121	79	42	.653	1962	Tony Taylor	29	20	9	.690
95	56	39	.589	1963	Tony Taylor	32	23	9	.719
65	30	35	.462	1964	Tony Taylor	20	13	7	.650
78	46	32	.590	1965	Dick Allen	17	15	2	.882
98	56	42	.571	1966	Bill White	22	16	6	.727
141	79	62	.560	1967	Dick Allen	25	20	5	.800
109	58	51	.532	1968	Tony Taylor	27	22	5	.815
122	73	49	.598	1969	Tony Taylor	29	19	10	.655
136	72	64	.529	1970	Larry Bowa	36	24	12	.667
102	63	39	.618	1971	Larry Bowa	39	28	11	.718
92	42	50	.457	1972	Larry Bowa	26	17	9	.654
86	41	45	.477	1973	Larry Bowa	16	10	6	.625
98	51	47	.520	1974	Larry Bowa	50	39	11	.780
173	115	58	.665	1975	Mike Schmidt	41	29	12	.707
183	126	57	.689	1976	Larry Bowa	38	30	8	.789
197	127	70	.645	1977	Larry Bowa	35	32	3	.914
203	135	68	.665	1978	Garry Maddox	40	33	7	.825
210	152	58	.724	1979	Garry Maddox	39	26	13	.667
204	128	76	.627	1980	Lonnie Smith	46	33	13	.717
212	140	62	.660	1981	Lonnie Smith	31	21	10	.677
151	103	48	.682	1982	Bob Dernier	54	42	12	.778
204	128	76	.627	1983	Bob Dernier	42	35	7	.833
246	186	60	.756	1984	Juan Samuel	87	72	15	.809
173	122	51	.705	1985	Juan Samuel	72	53	19	.736
212	153	59	.722	1986	Milt Thompson	23	19	4	.826

MOST BY TWO TEAMMATES

120	Juan Samuel (72), Von Hayes (48) – 1984
83	Jimmy Rollins (47), Shane Victorino (36) – 2008
82	Jimmy Rollins (46), Bobby Abreu (36) – 2001
81	Milt Thompson (46), Juan Samuel (35) – 1987
80	Sherry Magee (49), Johnny Bates (31) – 1910
78	Jimmy Rollins (41), Shane Victorino (37) – 2007
77	Ben Revere (49), Jimmy Rollins (28) – 2014

MOST BY THREE TEAMMATES

147	Juan Samuel (72), Von Hayes (48), Jeff Stone (27) – 1984
110	Jimmy Rollins (46), Bobby Abreu (36), Doug Glanville (28) – 2001
106	Roy Thomas (37), Elmer Flick (35), Jimmy Slagle (34) – 1900
105	Sherry Magee (49), Johnny Bates (31), Eddie Grant (25) – 1910

STOLEN BASES

TEAM					INDIVIDUAL (Pct.)				
ATT	SB	CS	PCT	Year	Player	ATT	SB	CS	PCT
160	111	49	.694	1987	Milt Thompson	56	46	10	.821
161	112	49	.696	1988	Juan Samuel	43	33	10	.767
156	106	50	.679	1989	Von Hayes	35	28	7	.800
143	108	35	.755	1990	Lenny Dykstra	38	33	5	.868
122	92	30	.754	1991	Lenny Dykstra	28	24	4	.857
158	127	31	.804	1992	Lenny Dykstra	35	30	5	.857
123	91	32	.740	1993	Lenny Dykstra	49	37	12	.755
91	67	24	.736	1994	Lenny Dykstra	19	15	4	.789
97	72	25	.742	1995	Jim Eisenreich	10	10	0	1.000
158	117	41	.741	1996	Mickey Morandini	31	26	5	.838
148	92	56	.622	1997	Rico Brogna	15	12	3	.800
142	97	45	.683	1998	Doug Glanville	29	23	6	.793
160	125	35	.781	1999	Doug Glanville	36	34	2	.944
132	102	30	.773	2000	Doug Glanville	39	31	8	.795
200	153	47	.765	2001	Jimmy Rollins	54	46	8	.852
147	104	43	.727	2002	Bobby Abreu	43	31	12	.721
101	72	29	.713	2003	Marlon Byrd	11	10	1	.917
127	100	27	.787	2004	Bobby Abreu	45	40	5	.889
108	82	26	.759	2005	Kenny Lofton	25	22	3	.880
117	92	25	.786	2006	Jimmy Rollins	40	36	4	.900
157	138	19	.879	2007	Michael Bourn	19	18	1	.947
161	136	25	.845	2008	Jayson Werth	21	20	1	.952
147	119	28	.810	2009	Chase Utley	23	23	0	1.000
129	108	21	.837	2010	Jimmy Rollins	18	17	1	.944
120	96	24	.800	2011	Shane Victorino	22	19	3	.864
139	116	23	.835	2012	Jimmy Rollins	35	30	5	.857
102	73	29	.716	2013	Jimmy Rollins	28	22	6	.786
135	109	26	.807	2014	Chase Utley	11	10	1	.909
120	88	32	.733	2015	Ben Revere	29	24	5	.828
141	96	45	.681	2016	Odúbel Herrera	32	25	7	.781
84	59	25	.702	2017	César Hernández	20	15	5	.750
95	69	26	.726	2018	César Hernández	25	19	6	.760
96	78	18	.813	2019	Bryce Harper	18	15	3	.833
43	35	8	.814	2020	Roman Quinn	12	12	0	1.000
96	77	19	.802	2021	B. Harper/J.T. Realmuto	16	13	3	.813

HITTING

SEASON LEADERS BY POSITION

Pos.	Player	SB	Year
P	Johnny Lush	6	1906
C	Red Dooin	20	1908
1B	Kitty Bransfield	30	1908
2B	Juan Samuel	72	1984
SS	Jimmy Rollins	47	2008
3B	Hans Lobert	41	1913
LF	Sherry Magee	55	1906
CF	Ben Revere	49	2014
RF	Bobby Abreu	40	2004

MOST STEALS, ONE GAME

- 11 7/12/1906 at STL (Sherry Magee 4, Kid Gleason 2, Red Dooin, Mickey Doolan, Johnny Lush, Roy Thomas and John Titus 1)
- 10 8/31/1906 vs NYG (Sherry Magee 4, Kitty Bransfield, Mickey Doolan, Kid Gleason, Paul Sentelle, Roy Thomas and John Titus 1)

MOST PLAYERS WITH 20 STEALS

- 6 1908 - Sherry Magee, Kitty Bransfield, Eddie Grant, Otto Knabe, John Titus, Red Dooin
- 4 1900 - Roy Thomas, Elmer Flick, Jimmy Slagle, Nap Lajoie
- 1901 - Elmer Flick, Ed Delahanty, Roy Thomas, Monte Cross
- 1909 - Sherry Magee, Eddie Grant, John Titus, Johnny Bates
- 1910 - Sherry Magee, Johnny Bates, Eddie Grant, John Titus
- 1911 - Hans Lobert, Dode Paskert, Otto Knabe, Sherry Magee
- 1916 - Possum Whitted, Dode Paskert, Milt Stock, Bert Niehoff
- 1979 - Garry Maddox, Bake McBride, Larry Bowa, Pete Rose
- 2009 - Jimmy Rollins, Shane Victorino, Chase Utley, Jayson Werth

RUNS, HITS – GAME

Since 1900

MOST RUNS, GAME

PHILLIES

Runs	Date
26	6/11/1985 vs NYM
23	7/13/1900 at PIT
23	8/25/1922 at CHI
23*	5/17/1979 at CHI
22	7/6/2009 vs CIN
21	5/15/1911 vs CIN
21	9/14/1920 vs CIN
21	7/3/1999 vs CHI
20	5/11/1900 at CIN
20	9/6/1900 vs CHI
20	5/11/1923 vs STL
20	5/26/2008 vs COL
20	6/13/2008 at STL
20	4/7/2018 vs MIA
19	6/24/1901 vs CIN
19	5/11/1911 vs PIT
19	5/22/1937 at CIN
19	9/12/1961 at LAD
19	6/23/1986 vs CHI
18	13 times; last: 9/9/2003 at ATL

OPPONENTS

Runs	Date
28	7/6/1929 vs STL
26	8/25/1922 at CHI
24	5/13/1902 at CIN
24	9/2/1925 vs NYG
24	8/16/2018 vs NYM (gm 1)
23	9/16/1926 vs STL
23	7/11/1931 vs NYG
22	6/1/1923 vs NYG
22	9/6/1930 at BKN
22	9/23/1939 vs BKN
22*	5/17/1979 at CHI
22	9/4/1999 vs CIN
21	7/13/1923 vs CIN
21	8/11/1926 vs CIN
21	6/5/1929 at CIN
21	6/23/1930 at CHI
21	8/4/1934 vs NYG
21	5/9/1937 vs CIN
21	5/5/1938 at CHI

MOST RUNS, SHUTOUT GAME

PHILLIES

Runs	Date
18	7/11/1910 at PIT
18	8/10/1930 at CIN
18	7/14/1934 vs CIN (gm 1)
17	5/20/1951 at PIT
16	9/10/1963 vs HOU
15	7/3/1928 at BOS
15	5/22/1936 at NYG
14	6/13/1922 vs STL
14	9/16/2003 vs FLA
13	9/5/1910 vs BOS
13	9/8/1913 at BOS
13	6/12/1915 at CHI
13	5/16/1979 at CHI
13	6/19/1994 at MTL
13	8/14/2006 vs NYM

OPPONENTS

Runs	Date
17	9/25/2016 at NYM
16	5/4/1929 vs CHI
15	4/30/1918 vs NYG
15	6/12/1935 vs CHI
15	9/26/1944 vs CHI
15	8/16/1952 at BKN
14	7/4/1942 vs BKN
14	8/6/1980 vs STL
14	9/27/1981 at CHI
14	9/26/2018 at COL
13	8/8/1911 at PIT
13	9/4/1920 at NYG
13	7/4/1945 vs PIT
13	8/17/1977 at MTL
13	6/1/2007 vs SF

MOST HITS, GAME

PHILLIES

Hits	Date
27*	7/23/1930 vs PIT (gm 2)
27	6/11/1985 vs NYM
26	8/25/1922 at CHI
26	7/17/2007 at LAD
25	6/24/1901 vs CIN
24*	4/17/1976 at CHI
24*	5/17/1979 at CHI
24*	5/19/1990 at LAD
23	nine times

OPPONENTS

Hits	Date
30	9/2/1925 vs NYG (gm 2)
28	5/13/1902 at CIN
28	7/6/1929 vs STL (gm 2)
28	7/11/1931 vs NYG
27	8/8/1922 vs PIT
27	9/23/1939 vs BKN
26	7/10/1930 vs NYG
26	9/23/1930 vs STL
26*	5/17/1979 at CHI

* Extra-inning game

BIG INNINGS

MOST RUNS, INNING – SORTED BY RUNS

PHILLIES

Runs	Inning	Date
13	4th	4/13/2003 at CIN
12	6th	7/21/1923 vs CHI (gm 1)
12	1st	4/8/2017 vs WSH
11	2nd	7/14/1934 vs CIN (gm 1)
11	7th	7/15/1972 at SF
11	3rd	9/24/1981 at STL
11	8th	9/22/1999 at MIL
10	9th	7/4/1891 at CLE (gm 1)
10	5th	7/20/1938 at PIT (gm 1)
10	7th	6/20/1943 at BOS (gm 1)
10	8th	9/4/1944 vs NYG (gm 2)
10	1st	8/13/1948 vs NYG
10	8th	6/2/1949 vs CIN
10	3rd	6/15/1962 vs CIN
10	1st	8/5/1975 vs CHI
10	8th	8/21/1984 at SF
10	1st	6/2/2002 vs MTL
10	9th	9/17/2005 at FLA
10	1st	7/6/2009 vs CIN
10	1st	4/16/2019 vs NYM

OPPONENTS

Runs	Inning	Date
14	4th	8/25/1922 at CHI
12	3rd	9/16/1926 vs STL (gm 1)
12	6th	8/21/1935 vs CHI (gm 2)
12	8th	5/5/1938 at CHI
12	8th	5/24/1953 vs BKN
12	8th	5/31/1975 vs HOU
11	9th	8/4/1934 vs NYG (gm 2)
11	7th	5/5/1946 at CHI (gm 1)
11	2nd	8/11/2015 at ARI
10	2nd	8/25/1922 at CHI
10	1st	7/6/1929 vs STL (gm 2)
10	5th	7/6/1929 vs STL (gm 2)
10	3rd	7/10/1930 vs NYG
10	5th	6/13/1937 vs CHI (gm 1)
10	5th	8/3/1969 vs CIN
10	7th	6/11/1974 at HOU
10	1st	6/8/1989 vs PIT
10	5th	8/16/2018 vs NYM (gm 1)
10	2nd	8/30/2020 vs ATL

MOST RUNS, INNING – SORTED BY INNING

PHILLIES

Runs	Date	Inning	Runs	Date
12	4/8/2017 vs WSH	1st	10	7/6/1929 vs STL (gm 2)
			10	5/22/1934 vs PIT
			10	6/8/1989 vs PIT
11	7/14/1934 vs CIN (gm 1)	2nd	11	8/11/2015 at ARI
11	9/24/1981 at STL	3rd	12	9/16/1926 vs STL (gm 1)
13	4/13/2003 at CIN	4th	14	8/25/1922 at CHI
10	7/20/1938 at PIT (gm 1)	5th	10	7/6/1929 vs STL (gm 2)
			10	6/13/1937 vs CHI (gm 1)
			10	8/3/1969 vs CIN
12	7/21/1923 vs CHI (gm 1)	6th	12	8/21/1935 vs CHI (gm 2)
11	7/15/1972 at SF	7th	11	5/5/1946 at CHI (gm 1)
11	9/22/1999 at MIL	8th	12	5/5/1938 at CHI
			12	5/24/1953 vs BKN (none out)
			12	5/31/1975 vs HOU
10	7/4/1891 at CLE (gm 1)	9th	11	8/4/1934 vs NYG (gm 2)
10	9/17/2005 at FLA			
5	9/16/1930 vs PIT	10th	9	8/24/1947 vs CIN (gm 1)
5	5/6/1960 at LAD		9	5/28/1995 vs SD
5	8/22/2004 at MIL			
6	5/31/1967 at LAD	11th	7	6/10/1984 vs PIT
			7	6/20/2017 vs STL
4	9/17/1989 vs STL (gm 1)	12th	7	5/8/1949 vs CIN (gm 1)
4	5/15/2009 at WSH			
5	6/16/2014 at ATL	13th	3	5/15/1946 vs CHI
			3	6/12/2009 vs BOS
5	8/19/1916 at CIN	14th	5	5/9/1970 vs LAD
3	7/21/1956 at MIL	15th	5	8/26/1919 vs CIN (gm 2)
3	6/28/1961 vs SF			
3	8/11/1980 at CHI			
3	9/29/1980 vs CHI			
3	7/24/2018 vs LAD	16th	2	8/24/2010 vs HOU
3	6/27/2003 at BAL	17th	5	9/13/1974 vs STL
2	9/15/1950 vs CIN (gm 2)	18th	5	8/24/13 vs ARI
3	4/30/1919 vs BKN	19th	3	4/30/1919 vs BKN
2	7/7/1993 vs LAD	20th		

INDIVIDUAL BATTING RECORDS

Since 1900; 9 innings, unless indicated (“Fewest” records do not include shortened seasons)

KEY: (ML) Major League record; (MLT) Major League record tied; (NL) National League record; (NLT) National League record tied

MOST YEARS

Career—18, Mike Schmidt

MOST GAMES

Season—163, Pete Rose, 1979

Rookie—162, Dick Allen, 1964 (NLT)

Career—2,404, Mike Schmidt

Consecutive—730, Richie Ashburn, 6/7/50-ended with 1955 opener; 533, Fred Luderus, 6/2/1916-ended with 1920 opener

MOST AT-BATS

Inning—Unknown

Game—7, Russ Wrightstone, 8/25/1922 vs CHI; Rick Schu, 6/11/1985 vs NYM; Juan Samuel, 6/11/1985 vs NYM; Jimmy Rollins, 7/15/2006 at SF; Shane Victorino, 7/17/2007 at LAD and 6/13/2008 at STL (MLT)

Extra-inning game—10, Del Ennis, 9/15/1950 vs CIN (gm 2) (19 inn.); Dave Bancroft, 4/30/1919 vs BKN (20 inn.)

Season—716, Jimmy Rollins, 2007 (ML)

Rookie—701, Juan Samuel, 1984 (ML)

Career—8,628, Jimmy Rollins

No hits, pitcher, season—31, Don Carman, 1986; 30, Rick Wise, 1966

MOST RUNS SCORED

Inning—2, held by many; last: Andrew McCutchen and Bryce Harper, 4/16/2019 vs NYM, 1st (NLT)

Game—5, John Titus, 6/4/1912 vs PIT; Denny Sothorn, 6/6/1930 vs CIN; Lou Chiozza, 4/19/1935 vs NYG; Don Demeter, 9/12/1961 at LAD; John Kruk, 8/10/1989 at CHI; Mariano Duncan, 5/3/1992 at SF; Jimmy Rollins, 8/2/2006 at STL; Shane Victorino, 7/6/2009 vs CIN

Season—158, Chuck Klein, 1930 (NL)

Rookie—125, Dick Allen, 1964

Career—1,506, Mike Schmidt

Consecutive game streak—15, Lenny Dykstra, 1993

MOST HITS

Inning—2, held by many; last: Matt Vierling, 8/31/2021 at WSH, 6th (NLT)

Game—6, Connie Ryan, 4/16/1953 at PIT (4 1B, 2 2B)

First game—4, Edwin Freed, 9/11/1942 vs CIN (1B, 2 2B, 3B) (MLT)

Season—254, Lefty O'Doul, 1929 (LH) (NLT); 213, Dave Cash, 1975 (RH)

Rookie—201, Dick Allen, 1964

Career—2,306, Jimmy Rollins

Consecutive hits—9, Dick Sisler, 1950; Eddie Waitkus, 1950; Dave Philley, 1958-59; Jayson Werth, 2007

Consecutive pinch-hits—9, Dave Philley, 1958-59 (NL)

Consecutive game hit streak—38, Jimmy Rollins, 2005-06

Consecutive game hit streak, single season—36, Jimmy Rollins, 2005

Consecutive game hit streak, rookie—23, Goldie Rapp, 1921; Richie Ashburn, 1948

MOST SINGLES

Inning—2, held by many; last: Matt Vierling, 8/31/2021 at WSH, 6th (MLT)

Game—5, held by many; last: Juan Pierre, 9/20/2012 at NYM

Season—181, Lefty O'Doul, 1929 & Richie Ashburn, 1951 (LH); 167, Dave Cash, 1974 (RH)

Rookie—134, Fresco Thompson, 1927 (RH); 131, Richie Ashburn, 1948 (LH)

Career—1,811, Richie Ashburn

MOST DOUBLES

Inning—2, Rick Schu, 10/3/1985, 3rd, at MTL; J.T. Realmuto, 4/16/2019 vs NYM, 1st (MLT)

Game—4, Gavvy Cravath, 8/8/1915 at CIN and 6/23/1919 vs BOS; Denny Sothorn, 6/6/1930 vs CIN; Dick Bartell (consecutive), 4/25/1933 vs BOS; Willie Jones (consecutive), 4/20/1949 at BOS (MLT)

Season—59, Chuck Klein, 1930 (LH); 48, Dick Bartell, 1932 (RH)

Rookie—39, Kiddo Davis, 1932

Career—479, Jimmy Rollins

MOST TRIPLES

Inning—1, held by many

Game—3, Harry Wolverton, 7/13/1900 at PIT (MLT)

Season—20, Jimmy Rollins, 2007

Rookie—19, Juan Samuel, 1984

Career—127, Sherry Magee

MOST HOME RUNS

Inning—2, Andy Seminick, 6/2/1949 vs CIN, 8th; Von Hayes, 6/11/1985 vs NYM, 1st (MLT)

Game—3, 22 times, last: Brad Miller, 7/8/2021 at CHI

Extra-inning game—4, Chuck Klein, 7/10/1936 at PIT (10 inn.); Mike Schmidt, 4/17/1976 at CHI (10 inn.) (consecutive) (MLT)

Game, pitcher—2, Jack Knight, 6/24/1926 at NYG (gm 1); Phil Collins, 7/22/1930 vs PIT; Rick Wise, 6/23/1971 at CIN and 8/28/1971 vs SF; Larry Christenson, 9/5/1976 vs NYM; Randy Lerch, 9/30/1978 at PIT; Robert Person, 6/2/2002 vs MTL; Randy Wolf, 8/11/2004 vs COL

Consecutive games—5, Dick Allen, 1969; Mike Schmidt, 1979; Bobby Abreu, 2005; Chase Utley, 2008 (twice); Rhys Hoskins, 2017; Odúbel Herrera, 2018

Consecutive games, pitcher—4, Ken Brett, 6/9-13-18-23/1973 (ML)

3 consecutive games—6, Mike Schmidt, 4/17-18-20/1976

4 consecutive games—7, Mike Schmidt, 4/17-18-20-21/1976

5 consecutive games—7, Mike Schmidt, 7/6-7-8-9-10/1979

First ML at-bat—Emmett Mueller, 4/19/1938 vs BKN; Eddie Sanicki, 9/14/1949 at PIT; Ricky Jordan, 7/17/1988 vs HOU; Marlon Anderson, 9/8/1998 vs NYM

Season—58, Ryan Howard, 2006 (LH); 48, Mike Schmidt, 1980 (RH)

Rookie—30, Willie Montanez, 1971 (LH); 29, Dick Allen, 1964 (RH)

Career—548, Mike Schmidt

At home, season—29, Chuck Klein, 1932; Ryan Howard, 2006

On road, season—29, Mike Schmidt, 1979; Ryan Howard, 2006

At home, career—265, Mike Schmidt

On road, career—283, Mike Schmidt

Grand slams, game—1, held by many; last: Jean Segura, 9/6/2021 at MIL

Grand slams, extra-inning game—11 players; last: Brad Miller, 7/29/2021 vs WSH (gm 2, 8th inn.), 11-8 W

Grand slams, pitcher, game—1, 11 times, last: Robert Person, 6/2/2002 vs MTL (Chen)

Grand slams, season—4, Vince DiMaggio, 1945

Grand slams, career—15, Ryan Howard

Multi-HR games, season—7, Dick Allen, 1968 (RH); Ryan Howard, 2006 (LH); Chase Utley, 2006 (LH)

Home runs in consecutive at-bats—4, Deron Johnson, 7/10 (1) & 7/11/1971 (3) vs MTL; Mike Schmidt, 4/17/1976 at CHI (10 inn.); Mike Schmidt, 7/6 (1) & 7/7/1979 (3) vs SF; Benito Santiago, 9/14 (1) & 9/15/1996 (3) at CHI (MLT)

INDIVIDUAL BATTING RECORDS

Home runs, 1st two batters, game—Juan Samuel & Von Hayes, 7/29/1984 vs MTL (Gullickson); Gary Redus & Juan Samuel, 7/7/1986 vs ATL (Palmer); Lenny Dykstra & Mickey Morandini, 4/16/1996 at MTL (Paniagua); Jimmy Rollins & Placido Polanco, 9/9/2004 at ATL (Ortiz); Jimmy Rollins & Wil Nieves, 5/18/2014 vs CIN

Home runs from both sides of the plate, game—Steve Jeltz, 6/8/1989 vs PIT; Tomas Perez, 7/24/2001 vs MTL; Jimmy Rollins, 8/12/2006 vs CIN & 7/20/2011 at CHI; Freddy Galvis, 6/4/2017 vs SF

Winning 1-0, extra-inning game—1, held by two: Ron Northey, 6/22/1944 at BOS, 1st game, 15th & Juan Samuel, 8/20/1986 at SF, 10th

MOST EXTRA-BASE HITS

Inning—2, held by many; last: J.T. Realmuto, 4/16/2019 vs NYM, 1st (2B, 2B) (MLT)

Game—4, held by several; last: Ryan Howard, 6/18/2010 vs MIN (2B, 3B, 2 HR)

Season—107, Chuck Klein, 1930 (LH) (NLT); 88, Jimmy Rollins, 2007 (SW); 81, Mike Schmidt, 1980 (RH)

MOST TOTAL BASES

Inning—8, Andy Seminick, 6/2/1949, 8th, vs CIN; Von Hayes, 6/11/1985, 1st, vs NYM (MLT)

Game—13, John Moore, 7/22/1936; Don Demeter, 9/12/1961; Johnny Callison, 6/6/1965 at CHI (gm 2); Mike Lieberthal, 8/10/2002 at LA; Ryan Howard, 9/3/2006 vs ATL (gm 1) and 6/18/2010 vs MIN

Extra-inning game—17, Mike Schmidt, 4/17/1976 at CHI (10 inn.)

Season—445, Chuck Klein, 1930 (LH); 380, Jimmy Rollins, 2007 (SW); 352, Dick Allen, 1964 (RH)

Rookie—352, Dick Allen, 1964

Career—4,404, Mike Schmidt

MOST RUNS BATTED IN

Inning—5, Von Hayes, 6/11/1985 vs NYM, 1st; Bobby Abreu, 7/24/2003 at CHI, 6th; Chase Utley, 9/2/2010 at COL, 7th

Two consecutive innings—7, Del Ennis, 7/27/1950 vs CHI, 7th/8th; Jayson Werth, 5/16/2008 vs TOR, 2nd/3rd

Game—8, Kitty Bransfield, 7/11/1910 at PIT; Gandy Cravath, 8/8/1915 at CIN; Willie Jones, 8/20/1958 at STL; Mike Schmidt, 4/17/1976 at CHI (10 inn.); Jayson Werth, 5/16/2008 vs TOR

Consecutive RBI games—10, Pinky Whitney, 1931; Bobby Abreu, 2005

Series, any length—13, done 3 times; last: Carlos Santana, 5/7-10/2018 vs SF

Season—170, Chuck Klein, 1930 (LH); 130, Greg Luzinski, 1977 (RH)

Rookie—103, Pinky Whitney, 1928

Career—1,595, Mike Schmidt

MOST SACRIFICE HITS

Game—3, done 15 times; last: Cliff Lee, 5/11/2013 at ARI

Season—43, Kid Gleason, 1905 (RH) (NL)

MOST SACRIFICE FLIES

Game—2, held by several; last: Alec Bohm, 4/16/2021 vs STL

Season—13, Willie Montanez, 1971 (LH); Mike Schmidt, 1980 (RH)

Rookie—13, Willie Montanez, 1971 (MLT)

Career—108, Mike Schmidt

MOST WALKS

Inning—2, held by many; last: Andrew McCutchen, 7/10/2021 at BOS, 8th (MLT)

Game—5, Dick Allen, 8/16/1968 vs SF; Von Hayes, 6/6/1990 at STL; Ryan Howard, 7/30/2006 vs FLA (gm 1) (NLT)

Extra-inning game—5, Andy Seminick, 9/30/1951 vs BKN (14 inn.); Richie Ashburn, 7/16/1954 at CIN (gm 1) (10 inn.)

Doubleheader—6, Clay Dalrymple, 7/4/1967 vs HOU (19 inn.) (NLT)

Season—129, Lenny Dykstra, 1993 (LH); 128, Mike Schmidt, 1983 (RH); 110, Carlos Santana, 2018 (SW)

Rookie—84, Ed Bouchee, 1957

Career—1,507, Mike Schmidt

MOST INTENTIONAL WALKS (since 1955)

Inning—1, held by many

Game—3, done 9 times; last: Bryce Harper, 9/23/2020 at WSH

Season—37, Ryan Howard, 2006

Rookie—14, Willie Montanez, 1971 (NL)

Career—201, Mike Schmidt

MOST HIT BY PITCH

Inning—1, held by many

Game—3, Chase Utley, 4/8/2008 at NYM

Season—27, Chase Utley, 2008 (LH)

MOST STRIKEOUTS

Inning—2, held by many; last: Rhys Hoskins, 5/7/2021 at ATL (1st)

Game—5, Dick Allen, 6/28/1964 at STL (gm 1); Larry Hise, 5/28/1970 at MTL; Scott Rolen, 8/23/1999 vs SD (MLT); Darren Daulton, 4/16/1991 at CHI (13 inn.); Jim Thome, 7/2/2004 vs BAL (16 inn.); Pat Burrell, 9/16/2008 at ATL; Ryan Howard, 8/24/2010 vs HOU (16 inn.); Roman Quinn, 9/24/2016 at NYM; Odúbel Herrera, 5/25/2017 vs COL (11 inn.)

Consecutive—9, Wayne Twitchell, 1973 (pitcher)

Season—199, Ryan Howard, 2007 & 2008 (LH); 185, Marlon Byrd, 2014 (RH)

Rookie—168, Juan Samuel, 1984

Fewest, season—8, Emil Verban, 1947

Career—1,883, Mike Schmidt

MOST STOLEN BASES

Inning—Unknown

Game—4, Sherry Magee, 7/12/1906 at STL and 8/31/1906 vs NYG; Garry Maddox, 5/29/1978 vs PIT; Jayson Werth, 5/12/2009 vs LAD

Consecutive, single season—35, Jimmy Rollins, 2001

Consecutive, multi-season—39, Jimmy Rollins, 2007-08

2nd, 3rd, home, inning—Sherry Magee, 7/12/1906 at STL, 9th; Pete Rose, 5/11/1980 at CIN, 7th; Jayson Werth, 5/12/2009 vs LAD, 7th

Steal of home, game—2, Sherry Magee, 7/20/1912 at CHI (MLT)

Season—72, Juan Samuel, 1984

Rookie—72, Juan Samuel, 1984

Career—453, Jimmy Rollins

HIGHEST BATTING AVERAGE

Season—.398, Lefty O'Doul, 1929

Rookie—.333, Richie Ashburn, 1948

Career—.326, Chuck Klein

HIGHEST SLUGGING PERCENTAGE

Season—.687, Chuck Klein, 1930

Rookie—.557, Dick Allen, 1964

Career—.553, Chuck Klein (LH); .530, Dick Allen (RH)

MOST GROUNDED INTO DOUBLE PLAYS (since 1933)

Game—3, done 7 times; last: Rhys Hoskins, 8/12/2020 vs BAL

Season—25, Del Ennis, 1950; Ted Sizemore, 1977

Fewest, season—1, Richie Ashburn, 1948;

David Dellucci, 2006

TEAM BATTING RECORDS

Since 1900; 9 innings, unless indicated (“Fewest” records do not include shortened seasons)

KEY: (ML) Major League record; (MLT) Major League record tied; (NL) National League record; (NLT) National League record tied

MOST GAMES

Season—163, 1979; 1983; 1989

PLAYERS

Most, season—56, 2019

Fewest, season—23, 1915

MOST AT-BATS

Plate appearances, inning—Unknown

Plate appearances, game—66, 8/25/1922 vs CHI (MLT); 77, vs CIN, 5/25/2011 (19 inn.)

Game—69, 7/7/1993 vs LA (20 inn.); 53, 8/25/1922 vs CHI

Season—5,688 in 2007 (162 games); 5,667 in 1930 (156 games) (ML record for less than 162 games)

MOST RUNS

Inning—13, 4/13/2003 at CIN, 4th

Inning, opponent—14, 8/25/1922 at CHI, 4th

Consecutive scoreless innings—42.0, 5/18-25/1983

Game—26, 6/11/1985 vs NYM; W 26-7

Game, opponent—28, STL at PHI 6, 7/6/1929 (gm 2) (NL)

Opening game—19, 4/19/1900 vs BOS (10 inn.); W 19-17 (NL)

Shutout game—PHI 18, PIT 0, 7/11/1910; PHI 18, CIN 0, 8/10/1930; PHI 18, CIN 0, 7/14/1934

Shutout game, opponent—NYM 17, PHI 0, 9/25/2016

Most players scoring run, game—13, at CHI, 8/25/1922

Season—944 in 1930 (156 games)

Fewest, season—394 in 1942 (151 games)

MOST HITS

Inning—Unknown

Game—27, 6/11/1985 vs NYM

Game, opponent—30, 9/2/1925 vs NYG (gm 2)

Consecutive, start of game, none out—8, 8/5/1975 vs CHI (MLT)

Season—1,783 in 1930 (156 games) (ML)

Fewest, season—1,113 in 1907 (149 games)

MOST SINGLES

Inning—Unknown

Game—21, 7/25/1900 vs CIN

Season—1,268 in 1930 (156 games)

MOST DOUBLES

Inning—Unknown

Game—11, vs CHI, 6/23/1986 (since 1917)

Season—345 in 1930 (156 games)

MOST TRIPLES

Inning—Unknown

Game—5, 8/2/1986 vs CHI (since 1917)

Season—82 in 1900 (141 games) and 1905 (155 games)

MOST HOME RUNS

Inning—5, 6/2/1949 vs CIN, 8th; Andy Seminick 2, Willie

Jones, Schoolboy Rowe, Del Ennis (MLT)

—4, 8/17/1985 at CHI, 7th; Juan Samuel, Glenn Wilson,

Mike Schmidt (Von Hayes strikes out), Darren Daulton

Game—7, 9/8/1998 vs NYM, 7/26/2018 at CIN and 6/1/2021 at CIN

Game, opponent—9, 9/4/1999 vs CIN

Most consecutive games, one home run—18 in 2008

Most consecutive games, no home runs—30 in 1918

Season, total—224 in 2009 (162 games)

Season, home—123 in 2019

Grand slams, inning—1, many times

Grand slams, game—2, 4/28/1921 vs BOS (Ralph Miller, Lee Meadows); 8/18/1997 vs SF (Billy McMillon, Mike Lieberthal); 9/9/2003 at ATL (Tomas Perez, Jason Michaels) (MLT); 4/27/2009 vs WSH (Ryan Howard and Raúl Ibañez); 4/7/2018 vs MIA (Maikel Franco and Aaron Altherr)

Grand slams, season—11 in 2009

MOST EXTRA-BASE HITS

Inning—7, 6/2/1949 vs CIN, 8th inn.; 7/6/1986 vs CIN, 3rd inn. (MLT)

Game—15, 6/23/1986 vs CHI (NLT)

Game, opponent—15, 8/24/2015 vs NYM

MOST TOTAL BASES

Inning—26, 6/2/1949 vs CIN, 8th (5 HR, 1 3B, 1 2B, 1 1B)

Game—46, 7/17/2007 at LAD

Game, extra innings—48, 5/17/1979 at CHI (10 inn.)

Game, opponent—51, 8/24/2015 vs NYM

Season—2,605 in 2007 (162 games); 2,594 in 1930 (156 games)

MOST RUNS BATTED IN

Inning—Unknown

Game—25, 6/11/1985 vs NYM

Season—884 in 1930 (156 games)

MOST SACRIFICE HITS

Inning—3, 9/23/1967 vs LA, 7th (MLT)

Game—6, done 4 times; last: 8/19/1922 at STL

Season—277 in 1909

MOST SACRIFICE FLIES

Inning—2, many times; last: 6/27/2017 at SEA, 5th

Game—3, many times; last: 7/19/2017 at MIA

Season—74 in 1977 (162 games)

MOST WALKS

Inning—Unknown

Game—14, 7/6/1918 at CIN

Game, extra innings—18, 7/2/2004 vs BAL (16 inn.) (NL)

Season—665 in 1993 (162 games); 652 in 1955 (154 games)

MOST INTENTIONAL WALKS

Inning—Unknown

Game—5, done 5 times; last: 6/2/1988 vs STL

Season—101 in 1967

MOST LEFT ON BASE

Inning—3, many times

Game—20, 9/4/1922 vs BKN and 8/14/1990 vs SF

Doubleheader—29, 5/15/1955 vs MIL (NLT)

Game, no runs scored—14, 9/22/1971 vs MTL

Season—1,295 in 2007

Fewest, season—991 in 1920 (153 games)

MOST HIT BY PITCH

Inning—3, 5/15/1960 vs CIN (gm 1), 8th; 8/31/2007 at FLA, 2nd (MLT)

Game—4, 9/14/1904 at BKN; 5/15/1960 at CIN (gm 1); 9/21/2016 vs CWS

Season—95 in 2006 (162 games)

Fewest, season—9 in 1939 (152 games) (NLT)

TEAM BATTING RECORDS

MOST STRIKEOUTS

Inning—4, Wes Covington, Tony Gonzalez, Dick Stuart, Clay Dalrymple, 4/17/1965, 2nd, vs LAD's Don Drysdale; Greg Dobbs, Jimmy Rollins, Shane Victorino, Ryan Howard, 6/21/2008, 8th, vs LAA's Scot Shields (MLT)

Game—19, 10/6/1991 vs NYM (David Cone); 20, 8/24/2013 vs ARI (18 inn.)

Season—1,520 in 2018 (162 games)

Fewest, season—452, in 1924 (152 games)

MOST STOLEN BASES

Inning—8, 7/7/1919 vs NYG (gm 1), 9th (MLT)

Game—11, 7/12/1906 at STL

Season—205 in 1900

MOST GROUNDED INTO DOUBLE PLAYS

Game—6, 5/17/2003 at HOU

Season—144 in 1950 (157 games)

Fewest, season—90, in 2009 (162 games)

HIGHEST BATTING AVERAGE

Season—315 in 1930 (156 games)

LOWEST BATTING AVERAGE

Season—232 in 1942 (151 games)

HIGHEST SLUGGING PERCENTAGE

Season—467 in 1929 (154 games)

LOWEST SLUGGING PERCENTAGE

Season—305 in 1907 (149 games)

HIGHEST ON-BASE PERCENTAGE

Season—376 in 1929

LOWEST ON-BASE PERCENTAGE

Season—289 in 1942

PINCH-HITTING RECORDS

KEY: (ML) Major League record; (MLT) Major League record tied; (NL) National League record; (NLT) National League record tied

INDIVIDUAL RECORDS

MOST AT-BATS

Season—74, Ross Gload, 2011

Rookie—61, Jeff Grotewold, 1992

Career—461, Greg Gross

MOST HITS

Season—22, Greg Dobbs, 2008

Consecutive, season—8, Dave Philley, 9/9-28/1958 (MLT)

Consecutive—9, Dave Philley, 9/9-28/1958, 4/16/1959 (ML)

Rookie—16, Mike Rogodzinski, 1973

Career—117, Greg Gross

MOST DOUBLES

3 consecutive games—3, Doug Clemens, 6/5-6-7/1967 (NLT)

MOST HOME RUNS

Season—5, Gene Freese, 1959; Matt Stairs, 2009

Consecutive, season—3, Del Unser, 6/30; 7/5; 7/10 in 1979 (MLT)

Rookie—3, Len Matuszek, 1984; Dave Hollins, 1990; Jeff Grotewold, 1992

Career—9, Cy Williams

Grand slams, game—1, held by 22 players, last: Andrew McCutchen, 6/23/2021 vs WSH (McGowin)

Grand slams, season—2, Davey Johnson, 4/30/1978 and 6/3/1978 (MLT)

Grand slam, pitcher—Schoolboy Rowe, 5/2/1943 (MLT)

MOST RUNS BATTED IN

Season—18, Greg Dobbs, 2007 (since 1950)

MOST WALKS

Season—16, Harry McCurdy, 1933; Matt Stairs, 2009

Career—82, Greg Gross

TEAM RECORDS

MOST PINCH-HITTERS USED

Inning—5, 4/30/1961 vs STL, 8th

Game—8, 10/1/1991 vs CHI (13-inn. game); (PHI had 6 on 10/1/1999 vs MTL and 9/11/2018 vs WSH (gm 1) – 9.0 innings)

Season—27 in 1996

MOST PINCH AT-BATS

Game—Unknown

Season—290, in 1984 (since 1950)

MOST PINCH HITS

Inning—4, 9/12/1974 vs PIT, 8th (MLT)

Game—Unknown

Season—70, in 1984 (since 1950)

MOST PINCH HOME RUNS

Inning—1, many times; last: Bryce Harper, 9/24/2019 at WSH, 7th

Game—2, 6/2/1928 vs STL; 8/13/1958 vs PIT; 9/4/2019 at CIN (MLT)

Season—11 in 1958

MOST PINCH RBI

Game—Unknown

Season—64 in 1958 (since 1950)

MOST PINCH WALKS

Inning—3, 7/18/1997 vs PIT, 6th (MLT)

Season—Unknown (since 1991 - 37 in 2000)

MOST PINCH STRIKEOUTS

Inning—3, 7/6/1970 vs PIT, 9th; 7/1/1997 at BAL, 9th (MLT)

Game—4, 9/16/1960 vs MIL; 9/7/1989 vs CHI; 9/10/2011 at MIL

HIGHEST PINCH-HITTING AVERAGE

Season—308 in 1958 (since 1950)

LOWEST PINCH-HITTING AVERAGE

Season—157 in 2016 (since 1950)

HITTING STREAKS

38	Jimmy Rollins, 2005-06 (SW) #	20	Pancho Herrera, 1960 ^ +
36	Jimmy Rollins, 2005 (SW) *	20	Garry Maddox, 1978
35	Chase Utley, 2006 (LH) *	19	Gavvy Cravath, 1917 *
31	Ed Delahanty, 1899 *	19	Pinky Whitney, 1928
27	Billy Hamilton, 1894 (LH)	19	Mickey Haslin, 1935
26	Chuck Klein, 1930 (LH) *	19	Del Ennis, 1947
26	Chuck Klein, 1930 (LH) *	19	John Kruk, 1989 (LH)
25	Chuck Klein, 1929 (LH)	19	Chase Utley, 2007 (LH)
24	Willie Montanez, 1974 (LH) *	18	Gene Paulette, 1920
23	Goldie Rapp, 1921 (SW) ^ +	18	Irish Meusel, 1921
23	Johnny Moore, 1934 (LH)	18	Pinky Whitney, 1931
23	Richie Ashburn, 1948 (LH) ^ +	18	Richie Ashburn, 1955 (LH)
23	Willie Jones, 1949-50 #	18	Willie Jones, 1956
23	Pete Rose, 1979 (SW) *	18	Larry Bowa, 1970 (SW) +
23	Lonnie Smith, 1981 ^ +	18	Larry Bowa, 1981 (SW)
23	Lenny Dykstra, 1990 (LH) *	18	Ricky Jordan, 1988 +
22	Chuck Klein, 1931 (LH) *	18	Mariano Duncan, 1993
22	Chick Fullis, 1933	18	Doug Glanville, 1998
21	Irish Meusel, 1920	18	Raúl Ibañez, 2010 (LH)
21	Cotton Tierney, 1923	17	Pinky Whitney, 1930
21	Danny Litwhiler, 1940 ^ +	17	Chuck Klein, 1931 (LH)
21	Pete Rose, 1982 (SW)	17	Richie Ashburn, 1950 (LH)
21	Odúbel Herrera, 2017 (LH) *	17	Mel Clark, 1952 +
20	Gene Paulette, 1920	17	Del Ennis, 1955
20	Nelson Hawks, 1925 (LH)	17	Tony Gonzalez, 1962 (LH)
20	Fresco Thompson, 1929	17	Mike Schmidt, 1979
20	Chuck Klein, 1932 (LH)	17	Pete Rose, 1981 (SW)
20	Ethan Allen, 1935	17	Juan Samuel, 1988
20	Richie Ashburn, 1951 (LH)	17	Bobby Abreu, 2002 (LH)

* Led league

^ Tied for league lead

+ Rookie

Over two seasons

TOP 20 HITTING PHILLIES PITCHERS (Minimum 40 AB)

Pitcher	Year	Avg	H-AB
Lefty Weinert	1923	.322	19-59
Oscar Judd	1946	.316	25-79
Lee Meadows	1922	.314	27-86
Al Orth	1900	.310	40-129
Dennis Cook	1990	.310	13-42
Harvey Haddix	1957	.309	21-68
Schoolboy Rowe	1943	.300	36-120
Les Sweetland	1929	.292	26-89
Steve Carlton	1978	.291	25-86
Jack Scott	1927	.289	33-114
Brad Hogg	1919	.283	17-60
Dick Ruthven	1978	.283	15-53
Claude Passeau	1936	.282	22-78
Al Orth	1901	.281	36-128
Les Sweetland	1930	.281	36-128
Chief Bender	1916	.279	12-43
Schoolboy Rowe	1947	.278	22-79
Herm Wehmeier	1955	.278	20-72
Bucky Walters	1937	.277	38-137
Hal Carlson	1924	.276	21-76
Doc White	1901	.276	27-98

PITCHING



PHILLIES CAREER PITCHING TOP 10

GAMES

Roberts	529
Carlton (LH)	499
Madson	491
McGraw (LH)	463
Short (LH)	459
Reed	458
Neris	405
Cormier (LH)	363
Farrell	359
Alexander	338

GAMES STARTED

Carlton (LH)	499
Roberts	472
Short (LH)	301
Hamels (LH)	294
Alexander	280
Simmons (LH)	263
Schilling	226
Christenson	220
Bunning	208
Ruthven	198
Sparks	198

COMPLETE GAMES

Roberts	272
Alexander	219
Carlton (LH)	185
Ferguson	165
Duggleby	156
Sparks	150
Taylor	150
Orth	149
Carsey	141
Fraser	133

SHUTOUTS

Alexander	61
Carlton (LH)	39
Roberts	35
Short (LH)	24
Bunning	23
Sparks	18
Simmons (LH)	18
McQuillan	17
Moore	17
Duggleby	16

ERA

(min. 1,000 IP, since 1912)

Alexander	2.12
Mayer	2.81
Rixey (LH)	2.83
Bunning	2.93
Carlton (LH)	3.09
Hamels (LH)	3.30
Schilling	3.35
Short (LH)	3.38
Roberts	3.46
Wise	3.60

WINS

Carlton (LH)	241
Roberts	234
Alexander	190
Short (LH)	132
Simmons (LH)	115
Hamels (LH)	114
Schilling	101
Ferguson	99
Orth	98
Carsey	95
Sparks	95
Taylor	95

LOSSES

Roberts	199
Carlton (LH)	161
Short (LH)	127
Simmons (LH)	110
Rixey (LH)	103
Duggleby	99
Ring	98
Sparks	95
Alexander	91
Hamels (LH)	90

SAVES

(since 1969)

Papelbon	123
Mesa	112
Bedrosian	103
Williams (LH)	102
Lidge	100
McGraw (LH)	94
Reed	90
Neris	84
Bottalico	78
Wagner (LH)	59

INNINGS PITCHED

Roberts	3,739.1
Carlton (LH)	3,697.1
Alexander	2,513.2
Short (LH)	2,253.0
Simmons (LH)	1,939.2
Hamels (LH)	1,930.0
Sparks	1,698.0
Duggleby	1,684.0
Schilling	1,659.1
Rixey (LH)	1,604.0

WINNING PCT

(min. 150 decisions)

Alexander	.676
Ferguson	.607
Carlton (LH)	.600
Orth	.594
Carsey	.579
Taylor	.576
Schilling	.564
Hamels (LH)	.559
Bunning	.549
Roberts	.540

HITS ALLOWED

Roberts	3,661
Carlton (LH)	3,224
Alexander	2,141
Short (LH)	2,129
Simmons (LH)	1,865
Carsey	1,812
Taylor	1,800
Duggleby	1,791
Hamels (LH)	1,717
Orth	1,687

RUNS ALLOWED

Roberts	1,591
Carlton (LH)	1,454
Carsey	1,082
Taylor	1,052
Short (LH)	949
Simmons (LH)	919
Ring	896
Duggleby	825
Orth	816
Alexander	812

EARNED RUNS ALLOWED

(since 1912)

Roberts	1,437
Carlton (LH)	1,270
Short (LH)	845
Simmons (LH)	789
Carsey	771
Ring	730
Taylor	726
Hamels (LH)	707
P. Collins	642
Schilling	617

STRIKEOUTS

Carlton (LH)	3,031
Roberts	1,871
Hamels (LH)	1,844
Short (LH)	1,585
Schilling	1,554
Alexander	1,409
Bunning	1,197
NOLA	1,145
Simmons (LH)	1,052
Myers	986

WALKS

Carlton (LH)	1,252
Short (LH)	762
Roberts	718
Simmons (LH)	718
Ring	636
Alexander	561
Carsey	536
E. Moore	518
Hamels (LH)	492
Gleason	482

GAMES FINISHED

McGraw (LH)	313
Reed	255
Farrell	244
Baldschun	214
Papelbon	204
Konstanty	203
Neris	197
Bottalico	192
Bedrosian	188
Mesa	183

RELIEF APPEARANCES

Madson	473
McGraw (LH)	460
Reed	449
Neris	405
Cormier (LH)	363
Farrell	357
Baldschun	333
Bottalico	330
Konstanty	291
Tekulve	291

RELIEF INNINGS

Reed	763.0
McGraw (LH)	708.0
Farrell	595.2
Baldschun	543.1
Madson	539.0
Konstanty	529.2
Neris	407.2
Garber	392.2
Bottalico	370.0
Tekulve	367.1

RELIEF WINS

Reed	54
McGraw (LH)	49
Farrell	47
Konstanty	40
Baldschun	39
Madson	39
Garber	33
Cormier (LH)	28
Gomes	27
Tekulve	24

RELIEF STRIKEOUTS

Neris	520
Reed	519
Madson	486
McGraw (LH)	483
Baldschun	420
Farrell	402
Bottalico	361
Bastardo (LH)	305
Garber	290
Meyer	286

PHILLIES SEASON PITCHING TOP 10

GAMES

Tekulve, 1987	90
Cormier, 2004	84
Geary, 2006	81
Romero, 2008	81
Ferguson, 2009	79
Neris, 2016	79
Madson, 2005	78
Worrell, 2004	77
West, 1993	76
Spradlin, 1997	76
Madson, 2008	76

GAMES STARTED

Coleman, 1883	61
Gleason, 1890	55
Daily, 1885	50
Weyhing, 1892	49
Ferguson, 1884	47
Buffinton, 1888	46
Vickery, 1890	46
Ferguson, 1885	45
Ferguson, 1886	45
Casey, 1887	45
Casey, 1887	45
Alexander, 1916	45

COMPLETE GAMES

Coleman, 1883	59
Gleason, 1890	54
Daily, 1885	49
Ferguson, 1884	46
Weyhing, 1892	46
Ferguson, 1885	45
Ferguson, 1886	43
Casey, 1887	43
Buffinton, 1888	43
Vickery, 1890	41
Gleason, 1891	40

SHUTOUTS

Alexander, 1916	16
Alexander, 1915	12
Alexander, 1913	9
Sanders, 1888	8
Alexander, 1917	8
Carlton, 1972	8
McQuillan, 1908	7
Alexander, 1911	7
Bunning, 1965	7
13 with	6

ERA

(since 1912)

Alexander, 1915	1.22
Alexander, 1916	1.55
Alexander, 1917	1.84
Rixey, 1916	1.85
Carlton, 1972	1.98
Short, 1964	2.20
Rixey, 1917	2.27
Bunning, 1967	2.29
Meadows, 1919	2.34
Carlton, 1980	2.34

WINS

Gleason, 1890	37
Alexander, 1916	33
Weyhing, 1892	32
Alexander, 1915	31
Ferguson, 1886	30
Alexander, 1917	30
Casey, 1887	28
Buffinton, 1888	28
Buffinton, 1889	28
Alexander, 1911	28
Roberts, 1952	28

LOSSES

Coleman, 1883	48
Ferguson, 1884	25
Gleason, 1891	24
Fraser, 1904	24
Daily, 1885	23
Rixey, 1920	22
Mulcahy, 1940	22
Roberts, 1957	22
Weyhing, 1892	22
Rixey, 1917	21
Scott, 1927	21
Walters, 1936	21

SAVES

(since 1969)

Mesa, 2002	45
Williams, 1993	43
Mesa, 2001	42
Lidge, 2008	41
Bedrosian, 1987	40
Papelbon, 2014	39
Wagner, 2005	38
Papelbon, 2012	38
Gómez, 2016	37
Bottalico, 1996	34
Bottalico, 1997	34
Gordon, 2006	34

INNINGS PITCHED

Coleman, 1883	538.0
Gleason, 1890	506.0
Weyhing, 1892	470.0
Daily, 1885	440.0
Gleason, 1891	418.0
Ferguson, 1884	417.0
Ferguson, 1885	405.0
Buffinton, 1888	400.0
Ferguson, 1886	396.0
Casey, 1887	390.0
Alexander, 1916	390.0

WINNING PCT

(min. 15 decisions)

Orth, 1899	.813
Roberts, 1952	.800
Greene, 1993	.800
Ferguson, 1886	.769
Carlton, 1981	.765
Christenson, 1977	.760
Denny, 1983	.760
Halladay, 2011	.760
Donahue, 1899	.759
Alexander, 1915	.756

HITS ALLOWED

Coleman, 1883	772
Gleason, 1890	479
Carsey, 1895	460
Taylor, 1896	459
Ferguson, 1884	443
Gleason, 1891	431
Weyhing, 1892	411
Sanders, 1889	406
Vickery, 1890	405
Taylor, 1895	403

RUNS ALLOWED

Coleman, 1883	510
Ferguson, 1884	297
Taylor, 1896	282
Carsey, 1895	274
Gleason, 1890	253
Vickery, 1890	250
Gleason, 1891	237
Weyhing, 1893	235
Taylor, 1895	233
Carsey, 1893	229
Carsey, 1894	229

EARNED RUNS ALLOWED

(since 1912)

Roberts, 1956	147
Benge, 1930	143
Sweetland, 1930	143
Passeau, 1937	141
Benge, 1929	139
Mulcahy, 1938	137
Willoughby, 1929	136
Scott, 1927	132
Ring, 1923	131
Ring, 1925	131

STRIKEOUTS

Schilling, 1997	319
Carlton, 1972	310
Schilling, 1998	300
Carlton, 1980	286
Carlton, 1982	286
Carlton, 1983	275
Bunning, 1965	268
Bunning, 1967	253
Bunning, 1966	252
WHEELER, 2021	247

WALKS

Vickery, 1890	184
Weyhing, 1892	168
Gleason, 1890	167
Gleason, 1891	165
Moore, 1911	165
Weyhing, 1893	145
Carlton, 1974	136
Seaton, 1913	135
Alexander, 1911	129
De Jesus, 1991	128

GAMES FINISHED

Wagner, 2005	70
Mesa, 2002	64
Papelbon, 2012	64
Konstanty, 1950	62
Holland, 1984	61
Bottalico, 1997	61
Lidge, 2008	61
McDowell, 1990	60
Williams, 1991	60
Mesa, 2001	59
Gómez, 2016	59

RELIEF APPEARANCES

Tekulve, 1987	90
Cormier, 2004	84
Geary, 2006	81
Romero, 2008	81
Madson, 2009	79
Neris, 2016	79
Madson, 2005	78
Worrell, 2004	77
West, 1993	76
Spradlin, 1997	76
Madson, 2008	76

RELIEF INNINGS

Karl, 1945	164.2
Konstanty, 1950	152.0
Selma, 1970	134.1
Baldschun, 1964	118.1
Baldschun, 1963	113.2
Baldschun, 1962	112.2
Reed, 1977	111.0
Konstanty, 1951	110.2
Garber, 1975	110.0
Tekulve, 1986	110.0

RELIEF WINS

Konstanty, 1950	16
Reed, 1979	13
Baldschun, 1962	12
Parrett, 1989	12
Williams, 1991	12
Baldschun, 1963	11
Tekulve, 1986	11
Farrell, 1957	10
Farrell, 1960	10
Garber, 1975	10

RELIEF STRIKEOUTS

Selma, 1970	153
Neris, 2016	102
Holland, 1983	100
Diekman, 2014	100
Parrett, 1989	98
Neris, 2021	98
Baldschun, 1964	96
Baldschun, 1962	95
Garber, 1976	92
Lidge, 2008	92
Papelbon, 2012	92

NO-HITTERS/ONE-HITTERS

NO-HITTERS BY PHILLIES (13)

Pitcher(s)	Age	Date/Opponent	Score
Charles Ferguson	22 years, 134 days	8/29/1885 vs PRO	1-0
Red Donahue	25 years, 166 days	7/8/1898 vs BOS	5-0
Chick Fraser	30 years, 23 days	9/18/1903 at CHI (gm 2)	10-0
Johnny Lush (LH)	20 years, 205 days	5/1/1906 at BKN	6-0
Jim Bunning	32 years, 242 days	6/21/1964 at NYM (gm 1)*	6-0
Rick Wise	25 years, 283 days	6/23/1971 at CIN	4-0
Terry Mulholland (LH)	27 years, 159 days	8/15/1990 vs SF	6-0
Tommy Greene	24 years, 47 days	5/23/1991 at MTL	2-0
Kevin Millwood	28 years, 124 days	4/27/2003 vs SF	1-0
Roy Halladay	33 years, 15 days	5/29/2010 at FLA*	1-0
Roy Halladay	33 years, 145 days	10/6/2010 vs CIN#	4-0
Cole Hamels (LH), Jake Diekman (LH), Ken Giles, Jonathan Papelbon		9/1/2014 at ATL+	7-0
Cole Hamels (LH)	31 years, 210 days	7/25/2015 at CHI	5-0

* Perfect game; # Postseason; + Combined

NO-HITTERS VS PHILLIES (22)

Pitcher	Date/Opponent	Score	Pitcher	Date/Opponent	Score
Noodles Hahn (LH)	7/12/1900 at CIN	4-0	Lew Burdette	8/18/1960 at MIL	1-0
Lefty Leifield (LH)	9/26/1906 vs PIT*	8-0	Warren Spahn (LH)	9/16/1960 at MIL	4-0
Hooks Wiltse (LH)	7/4/1908 at NYG	1-0	Don Nottebart	5/17/1963 at HOU	4-1
Charles Tesreau	9/6/1912 vs NYG	3-0	Sandy Koufax (LH)	6/4/1964 vs LAD	3-0
George Davis	9/9/1914 at BOS	7-0	George Culver	7/29/1968 vs CIN	6-1
Jesse Barnes	5/7/1922 at NYG	6-0	Bill Stoneman	4/17/1969 vs MTL	7-0
Dazzy Vance	9/13/1925 at BKN	10-1	Bill Singer	7/20/1970 at LAD	5-0
Jim Tobin	6/22/1944 at BOS*	7-0	Burt Hooton	4/16/1972 at CHI	4-0
Jim Wilson	6/12/1954 at MIL	2-0	Bob Forsch	4/16/1978 at STL	5-0
Sal Maglie	9/25/1956 at BKN	5-0	Pascual Perez	9/24/1988 vs MTL*	1-0
Mike McCormick	6/12/1959 at SF*	3-0	Josh Beckett	5/25/2014 vs LAD	6-0

* Less than nine innings

ONE-HITTERS BY PHILLIES

One-Hitters	Pitchers
5	Grover Alexander, Steve Carlton
3	Robin Roberts
2	Frank Corridon, Tully Sparks
1	Chief Bender, Jim Bunning, Bill Burns, Don Carman, George Chalmers, Bubba Church, Phil Collins, Ray Culp, Chick Fraser, Ken Heintzelman, Tom Hughes, Larry Jackson, Johnny Lush, Art Mahaffey, George McQuillan, Russ Meyer, Earl Moore, Lew Moren, David Palmer, Togie Pittinger, Dick Ruthven, Charley Schanz, Curt Schilling, Curt Simmons, Rick Wise, Randy Wolf
Combined (10):	Earl Moore & Bert Humphries; Joe Bowman & Claude Passeau; Russ Meyer & Jim Konstanty; Steve Carlton & Tug McGraw; Tom Hume & Kent Tekulve; Don Carman & Steve Bedrosian; Marvin Freeman & Kent Tekulve; Jamie Moyer, Ryan Madson & J.C. Romero; Cole Hamels, Ryan Madson, J.C. Romero, Chad Durbin & Brad Lidge; Roy Oswalt, Ryan Madson & Brad Lidge

10 OR MORE WINS, MOST CONSECUTIVE SEASONS

13	Steve Carlton (LH)	1972-84
12	Robin Roberts	1949-60
7	Grover Alexander	1911-17
6	Cole Hamels (LH)	2007-12

MOST 20-WIN SEASONS

Alexander	6
Roberts	6
Carlton (LH)	5
Ferguson	4
Buffinton	3
Taylor	3

SHUTOUTS

THREE OR MORE CONSECUTIVE SHUTOUTS

4	Grover Alexander, 1911	3	Grover Alexander, 1916	3	Robin Roberts, 1950	3	Cliff Lee, 2011
9/7	1-0 at BOS	8/9	1-0 vs CIN	7/22	2-0 at CIN	6/16	3-0 vs FLA
9/13	2-0 vs BKN	8/14	8-0 vs NYG	7/25	1-0 vs CHI	6/22	4-0 at STL
9/17	6-0 at CIN	8/18	3-0 at CIN	7/30	10-0 vs PIT	6/28	5-0 vs BOS
9/21	4-0 at CHI						

DOUBLEHEADER SHUTOUTS

Date/Opponent	Pitchers	Scores	Date/Opponent	Pitchers	Scores
9/26/1912 at BKN	Alexander/Seaton	7-0/11-0	5/20/1943 vs CHI	Fuchs/Gerheuser	2-0/2-0
9/5/1913 at BOS	Seaton/Alexander	1-0/0-0	7/25/1950 vs CHI	Church/Roberts	7-0/1-0
9/1/1916 vs BKN	Alexander/Rixey	3-0/6-0	8/27/1951 vs CIN	Thompson/K. Johnson	2-0/3-0
7/21/1935 at CIN	C. Davis/Bowman	4-0/2-0	4/23/1961 vs CHI	Sullivan/Mahaffey	1-0/6-0

MISCELLANEOUS PITCHING RECORDS

PITCHERS WITH .500 OR BETTER WINNING PCT.

(Minimum 100 Decisions)

Pitcher	Years	W-L	Pct.
Grover Alexander	1911-17; 30	190-91	.676
Charlie Ferguson	1884-87	99-64	.607
Red Donahue	1898-1901	74-48	.607
Charlie Buffinton	1887-1889	77-50	.606
Steve Carlton	1972-86	241-161	.600
Al Orth	1895-1901	98-71	.580
Aaron Nola	2015-present	67-49	.578
Gus Weyhing	1892-95	71-53	.573
Kid Carsey	1892-97	94-71	.570
Curt Schilling	1992-2000	101-78	.564
Cole Hamels	2006-15	114-90	.559
Jim Lonborg	1973-79	75-60	.556
Jack Taylor	1892-97	96-77	.555
Erskine Mayer	1912-18	76-61	.555
Shane Rawley	1884-88	59-48	.551
Dan Casey	1886-89	72-59	.550
Jim Bunning	1964-67; 70-71	89-73	.549
Frank Corridon	1904-05; 07-09	59-49	.546
Dick Ruthven	1973-75; 78-83	78-65	.545
Robin Roberts	1948-61	234-199	.540
Larry Christenson	1973-83	83-71	.539
Brett Myers	2002-09	73-63	.537
Randy Wolf	1999-2006	69-60	.535
Kid Gleason	1888-91	78-70	.527
George McQuillan	1907-10; 15-16	54-49	.524
Terry Mulholland	1989-93	62-57	.521
Kyle Kendrick	2007-14	74-68	.521
Curt Simmons	1947-50; 52-60	115-109	.513
Earl Moore	1908-13	67-64	.511
Chris Short	1959-72	132-127	.510
Don Carman	1983-90	53-52	.505

BEST WIN-LOSS DIFFERENTIAL

+21	Charlie Ferguson	1886	30-9
	Kid Gleason	1890	38-17
	Grover Alexander	1915	31-10
	Grover Alexander	1916	33-12
	Robin Roberts	1952	28-7
+17	Grover Alexander	1917	30-13
	Steve Carlton	1972	27-10
+15	Dan Casey	1887	28-13
	Grover Alexander	1911	28-13
	Tom Seaton	1913	27-12
	Steve Carlton	1980	24-9
+14	Tully Sparks	1907	22-8
	Grover Alexander	1913	22-8
+13	Red Donahue	1899	21-8
	Steve Carlton	1976	20-7
	Steve Carlton	1977	23-10
	Larry Christenson	1977	19-6
	John Denny	1983	19-6
	Roy Halladay	2011	19-6
+12	Charlie Ferguson	1887	22-10
	Charlie Buffinton	1889	28-16
	Jack Taylor	1895	26-14
	Grover Alexander	1914	27-15
	Eppa Rixey	1916	22-10
	Steve Carlton	1982	23-11
	Tommy Greene	1993	16-4
+11	Gus Weyhing	1892	32-21
	Al Orth	1899	14-3
	Jack Sanford	1957	19-8
	Jim Bunning	1964	19-8
	Roy Halladay	2010	21-10
	Cole Hamels	2012	17-6
	Aaron Nola	2018	17-6
+10	Jack Taylor	1894	23-13
	Wiley Piatt	1898	24-14
	Jim Bunning	1965	19-9
	Cole Hamels	2007	15-5

MISCELLANEOUS PITCHING RECORDS

MOST STRIKEOUTS, PHILLIES PITCHERS

SO	Pitcher	Date	Opponent
18	Chris Short (LH)	10/2/1965	at NYM (15 inn.)
17	Art Mahaffey	4/23/1961	vs CHI
16	Steve Carlton (LH)	6/9/1982	vs CHI
16	Curt Schilling	9/1/1997	vs NYY
16	Cliff Lee (LH)	5/6/2011	vs ATL
16	Vince Velasquez	4/14/2016	vs SD
15	Steve Carlton (LH)	9/16/1981	at NYM
15	Curt Schilling	7/21/1997	vs PIT
15	Curt Schilling	4/5/1998	at ATL
15	Cole Hamels (LH)	4/21/2007	at CIN
14	Si Johnson	4/22/1941	at BOS
14	Chris Short (LH)	9/13/1963	vs LAD
14	Jim Bunning	6/7/1966	vs CIN
14	Steve Carlton (LH)	4/25/1972	at SF
14	Steve Carlton (LH)	8/21/1977	vs HOU
14	Steve Carlton (LH)	9/9/1977	vs STL
14	Steve Carlton (LH)	7/8/1979	vs SF
14	Steve Carlton (LH)	9/21/1982	at STL
14	Terry Mulholland (LH)	6/4/1993	vs COL
14	Curt Schilling	8/20/1998 (gm 1)	vs ARI
14	Roy Halladay	4/24/2011	vs SD
14	Roy Halladay	8/16/2011	vs ARI
14	Cliff Lee (LH)	9/16/2013	vs MIA
14	Zack Wheeler	5/29/2021	at TB

MOST STRIKEOUTS, OPPOSING PITCHERS

SO	Pitcher	Date	Opponent
19	David Cone	10/6/1991	vs NYM
16	Sandy Koufax (LH)	6/22/1959	at LAD
16	Sandy Koufax (LH)	5/26/1962	at LAD
16	Bob Veale (LH)	6/1/1965	at PIT
16	Sandy Koufax (LH)	7/27/1966	at LAD (11 inn.)
16	Steve Carlton (LH)	9/20/1967	vs STL
16	Steve Carlton (LH)	5/21/1970	vs STL
16	Bob Gibson	5/23/1970	vs STL
16	Dwight Gooden	9/17/1984	vs NYM

40 WINS BY A DUO, ONE SEASON

55	1916 – Grover Alexander (33) and Eppa Rixey, LH (22)
52	1915 – Grover Alexander (31) and Erskine Mayer (21)
49	1913 – Tom Seaton (27) and Grover Alexander (22)
48	1914 – Grover Alexander (27) and Erskine Mayer (21)
46	1917 – Grover Alexander (30) and Joe Oeschger/Eppa Rixey, LH (16)
43	1911 – Grover Alexander (28) and Earl Moore (15)
42	1952 – Robin Roberts (28) and Karl Drews/Curt Simmons, LH (14)
	1977 – Steve Carlton, LH (23) and Larry Christenson (19)
41	1901 – Red Donahue (21) and Al Orth (20)
	1905 – Togie Pittinger (23) and Bill Duggleby (18)
	1980 – Steve Carlton, LH (24) and Dick Ruthven (17)
40	1907 – Tully Sparks (22) and Frank Corridon (18)

10 STRIKEOUTS OR MORE, GAME

(Since 1900)

# of Games	Pitchers
70	Steve Carlton
48	Curt Schilling
29	Cole Hamels
25	Jim Bunning
22	Cliff Lee, Aaron Nola
17	Chris Short
11	Brett Myers
9	Ray Culp, Randy Wolf
8	Grover Alexander
7	Roy Halladay, Robert Person, Robin Roberts, Zack Wheeler
6	Art Mahaffey, Earl Moore
5	Grant Jackson, Nick Pivetta, Jack Sanford, Vince Velasquez
4	Dennis Bennett, Larry Christenson, Sid Fernandez, Bill Foxen, Chick Fraser, Kevin Gross, Terry Mulholland, Curt Simmons, Doc White, Rick Wise
3	A.J. Burnett, John Denny, Brandon Duckworth, Woodie Fryman, Tommy Greene, Wayne LaMaster
2	Jake Arrieta, Matt Beech, Joe Blanton, Ralph Caldwell, George Chalmers, Jerad Eickhoff, Tyler Green, Harvey Haddix, Ken Howell, Cory Lidle, Johnny Lush, Lee Meadows, Kevin Millwood, Vicente Padilla, Jimmy Ring, Dick Ruthven
1	Bo Belinsky, Ray Benge, Ken Brett, Chris Brock, Earl Caldwell, Don Cardwell, Gene Conley, Harry Coveleski, Omar Daal, Jose DeJesus, Murry Dickson, Zach Eflin, Mike Grace, Jack Hamilton, J.A. Happ, Ken Heintzelman, Charles Hudson, Si Johnson, Syl Johnson, Mark Leiter, Jon Lieber, John Lindell, Jack Meyer, Eric Milton, Seth Morehead, Hugh Mulcahy, Lowell Palmer, Claude Passeau, Hub Pruett, Ken Raffensberger, Shane Rawley, Eppa Rixey, Tom Seaton, Drew Smyly, Garrett Stephenson, Wayne Twitchell, Mike Williams, Vance Worley

PHILLIES MONTHLY SAVES LEADERS

April	Mitch Williams	10 in 1993
May	Heathcliff Slocumb	12 in 1995
June	Steve Bedrosian	10 in 1988
July	Steve Bedrosian	10 in 1987
August	Jose Mesa	10 in 2002
September	Al Holland	9 in 1983
	Brad Lidge	9 in 2010
	Héctor Neris	9 in 2017
October	Tug McGraw	2 in 1980
	Jose Mesa	3 in 2001*

* Six games were postponed in September and rescheduled for October

SEASON LEADERS

20 WINS

1884	Ferguson.....	21-25
1885	Ferguson.....	26-20
	Daily.....	26-23
1886	Ferguson.....	30-9
	Casey (LH).....	24-18
1887	Casey (LH).....	28-13
	Ferguson.....	22-10
	Buffinton.....	21-17
1888	Buffinton.....	28-17
1889	Buffinton.....	28-16
1890	Gleason.....	38-17
	Vickery.....	24-22
1891	Gleason.....	24-22
	Esper (LH).....	20-15
1892	Weyhing.....	32-21
1893	Weyhing.....	23-16
	Carsey.....	20-15
1894	Taylor.....	23-13
1895	Taylor.....	26-14
	Carsey.....	24-15
1896	Taylor.....	20-21
1898	Piatt (LH).....	24-14
1899	Piatt (LH).....	23-15
	Donahue.....	22-8
	Fraser.....	21-12
1901	Orth.....	20-12
	Donahue.....	21-13
1905	Pittinger.....	23-14
1907	Sparks.....	22-8
1908	McQuillan.....	23-17
1910	Moore.....	22-15
1911	Alexander.....	*28-13
1913	Seaton.....	*27-12
	Alexander.....	22-8
1914	Alexander.....	*27-15
	Mayer.....	21-19
1915	Alexander.....	*31-10
	Mayer.....	21-15
1916	Alexander.....	*33-12
	Rixey (LH).....	22-10
1917	Alexander.....	*30-13
1950	Roberts.....	20-11
1951	Roberts.....	21-15
1952	Roberts.....	*28-7
1953	Roberts.....	*23-16
1954	Roberts.....	*23-15
1955	Roberts.....	*23-14
1966	Short (LH).....	20-10
1972	Carlton (LH).....	*27-10
1976	Carlton (LH).....	20-7
1977	Carlton (LH).....	*23-10
1980	Carlton (LH).....	*24-9
1982	Carlton (LH).....	*23-11
2010	Halladay.....	*21-10

30 SAVES

1987	Bedrosian.....	*40
1991	Williams (LH).....	30
1993	Williams (LH).....	43
1995	Slocumb.....	32
1996	Bottalico.....	34
1997	Bottalico.....	34
2001	Mesa.....	42
2002	Mesa.....	45
2005	Wagner (LH).....	38
2006	Gordon.....	34
2008	Lidge.....	41
2009	Lidge.....	31
2011	Madson.....	32
2012	Papelbon.....	38
2014	Papelbon.....	39
2016	Gómez.....	37

200 STRIKEOUTS

1886	Ferguson.....	212
1890	Gleason.....	222
1892	Weyhing.....	202
1911	Alexander.....	227
1914	Alexander.....	*214
1915	Alexander.....	*241
1917	Alexander.....	*201
1964	Bunning.....	219
1965	Bunning.....	268
	Short (LH).....	237
1966	Bunning.....	252
1967	Bunning.....	*253
1968	Short (LH).....	202
1972	Carlton (LH).....	*310
1973	Carlton (LH).....	223
1974	Carlton (LH).....	*240
1979	Carlton (LH).....	213
1980	Carlton (LH).....	*286
1982	Carlton (LH).....	*286
1983	Carlton (LH).....	*275
1997	Schilling.....	*319
1998	Schilling.....	*300
2005	Myers.....	208
2010	Halladay.....	219
	Hamels (LH).....	211
2011	Lee (LH).....	238
	Halladay.....	220
2012	Hamels (LH).....	216
	Lee (LH).....	207
2013	Lee (LH).....	222
	Hamels (LH).....	202
2018	Nola.....	224
2019	Nola.....	229
2021	Wheeler.....	247
	Nola.....	223

300 INNINGS PITCHED

1883	Coleman.....	538.1
1884	Ferguson.....	416.2
1885	Daily.....	440.0
	Ferguson.....	405.0
1886	Ferguson.....	395.2
	Casey (LH).....	369.0
1887	Casey (LH).....	390.1
	Buffinton.....	332.1
1888	Buffinton.....	400.1
1889	Buffinton.....	380.0
	Sanders.....	349.2
1890	Gleason.....	506.0
	Vickery.....	382.0
1891	Gleason.....	418.0
1892	Weyhing.....	469.2
	Carsey.....	317.2
	Keefe.....	313.1
1893	Weyhing.....	345.1
	Carsey.....	318.1
1895	Carsey.....	342.1
	Taylor.....	335.0
1896	Taylor.....	359.0
1897	Taylor.....	317.1
1898	Piatt (LH).....	306.0
1899	Piatt (LH).....	305.0
1902	White (LH).....	306.0
1904	Fraser.....	302.0
1905	Pittinger.....	337.1
1906	Sparks.....	316.2
1908	McQuillan.....	359.2
1911	Alexander.....	*367.0
	Moore.....	308.1
1912	Alexander.....	*310.1
1913	Seaton.....	*322.1
	Alexander.....	306.1

1914	Alexander.....	*355.0
	Mayer.....	321.0
1915	Alexander.....	*376.1
1916	Alexander.....	*389.0
1917	Alexander.....	*388.0
1923	Ring.....	304.1
1950	Roberts.....	304.1
1951	Roberts.....	*315.0
1952	Roberts.....	*330.0
1953	Roberts.....	*346.2
1954	Roberts.....	*336.2
1955	Roberts.....	*305.0
1966	Bunning.....	314.0
1967	Bunning.....	*302.1
1972	Carlton (LH).....	*346.1
1980	Carlton (LH).....	*304.0

225 INNINGS PITCHED

(Since 1980)

1982	Carlton (LH).....	295.2
1983	Carlton (LH).....	283.2
1983	Denny.....	242.2
1984	Carlton (LH).....	229.0
1985	Denny.....	230.2
1986	Gross.....	241.2
1987	Rawley.....	229.2
1988	Gross.....	231.2
1991	Mulholland (LH).....	232.0
1992	Mulholland (LH).....	229.0
1992	Schilling.....	226.1
1993	Schilling.....	235.1
1997	Schilling.....	254.1
1998	Schilling.....	268.2
2008	Hamels (LH).....	227.1
2010	Halladay.....	250.2
2011	Halladay.....	233.2
2011	Lee (LH).....	232.2

2.40 ERA

1884	Vinton.....	2.23
1885	Daily.....	2.21
	Ferguson.....	2.22
1886	Ferguson.....	*1.98
1888	Sanders.....	1.90
	Buffinton.....	1.91
1892	Keefe.....	2.36
1901	Orth.....	2.27
1904	Corridon.....	2.19
1905	Sparks.....	2.18
	Nichols.....	2.27
1906	Sparks.....	2.16
	Duggleby.....	2.25
	Lush (LH).....	2.37
1907	Sparks.....	2.00
1908	McQuillan.....	1.53
	Richie.....	1.83
	Foxen (LH).....	1.95
1909	Moore.....	2.10
	Corridon.....	2.11
	McQuillan.....	2.14
1910	McQuillan.....	*1.60
1913	Brennan (LH).....	2.39
1914	Alexander.....	2.38
1915	Alexander.....	*1.22
	Mayer.....	2.36
	Rixey (LH).....	2.39
1916	Alexander.....	*1.55
	Rixey (LH).....	1.85
1917	Alexander.....	*1.86
	Rixey (LH).....	2.27
1943	Barrett.....	2.39
1964	Short (LH).....	2.20

SEASON LEADERS

2.40 ERA (cont.)

1967	Bunning	2.29
	Short (LH)	2.39
1972	Carlton (LH)	*1.97
1980	Carlton (LH)	2.34
1983	Denny	2.37
1992	Schilling	2.35
2011	Halladay	2.35
	Lee (LH)	2.40
2018	Nola	2.37

65 GAMES PITCHED

1883	Coleman	65
1945	Karl	*67
1950	Konstanty	*74
1961	Baldschun	*65
1962	Baldschun	67
1963	Baldschun	65
1964	Baldschun	71
1965	Baldschun	65
1966	Knowles (LH)	69
1970	Selma	73
1975	Garber	*71
1978	Reed	66
1979	McGraw (LH)	65
1983	Holland (LH)	68
1984	Holland (LH)	68
1985	Carman (LH)	71
1986	Tekulve	73
	Bedrosian	68
1987	Tekulve	*90
	Bedrosian	65
1988	Tekulve	70
	Harris	66
1989	Parrett	72
1990	McDowell	72
	Akerfelds	71
1991	Williams (LH)	69
	Boever	68
1992	Williams (LH)	66
1993	West (LH)	76
	Williams (LH)	65
1996	Borland	69

1997	Spradlin	76
	Bottalico	69
1998	Gomes	71
	Leiter	69
	Spradlin	69
1999	Gomes	73
2000	Gomes	65
2001	Mesa	71
	Bottalico	66
2002	Mesa	74
	Silva	68
2003	Adams	66
	Cormier (LH)	65
2004	Cormier (LH)	84
	Worrell	77
2005	Madson	78
	Wagner (LH)	75
2006	Geary	81
	Fultz (LH)	66
2008	Romero (LH)	81
	Madson	76
	Lidge	72
	Durbin	71
2009	Madson	79
	Lidge	67
2010	Contreras	67
2012	Papelbon	70
	Bastardo (LH)	65
2014	Diekman (LH)	73
	Bastardo (LH)	67
	Papelbon	66
2015	García	72
	Giles	69
	Gómez	65
2016	Neris	79
	Gómez	70
	Hernandez	70
2017	Neris	74
	García	66
2018	Morgan (LH)	67
	Hunter	65
2019	Neris	68
	Álvarez (LH)	67
2021	Neris	74

.700 WINNING PCT

1886	Ferguson (30-9)	.769
1899	Donahue (21-8)	.724
1907	Sparks (21-8)	.724
1913	Alexander (22-8)	.733
1915	Alexander (31-10)	*.756
1916	Alexander (33-12)	.733
1952	Roberts (28-7)	.800
1957	Sanford (19-8)	.704
1964	Bunning (19-8)	.704
1972	Carlton (LH) (27-10)	.730
1976	Carlton (LH) (20-7)	*.741
1977	Christenson (19-6)	.760
1980	Carlton (LH) (24-9)	.727
1983	Denny (19-6)	*.760
1991	Williams (LH) (12-5)	.706
1993	Greene (16-4)	.800
1994	Jackson (LH) (14-6)	.700
1999	Schilling (15-6)	.714
2004	Milton (LH) (14-6)	.700
2007	Hamels (LH) (15-5)	.750
	Kendrick (10-4)	.714
2009	Happ (LH) (12-4)	.750
2011	Worley (11-3)	.786
	Halladay (19-6)	.760
2012	Hamels (LH) (17-6)	.739
2018	Nola (17-6)	.739

(LH) Left-handed pitcher

* League leader

Note: See *Yearly Pitching Leaders* in this section for more information.

DID YOU KNOW?

The Phillies' club record for consecutive scoreless innings pitched is 41.0, set in 1951. The Phils' second-longest mark is 39.0 innings in 1969, followed by a 30.0-inning streak in 1954.

LONGEST CONSECUTIVE SCORELESS STREAKS

(Since 1900)

IP	Pitcher, Year(s)
41.0	Grover Alexander, 1911
34.0	Cliff Lee (LH), 2011
32.2	Larry Andersen, 1984 (relief)
32.0	Ken Heintzleman (LH), 1949
32.0	Robin Roberts, 1950
30.2	Cliff Lee (LH), 2011
30.0	Grover Alexander, 1916
30.0	Steve Carlton (LH), 1972
29.0	Tommy Greene, 1991
29.0	Curt Schilling, 1992
28.2	Steve Carlton (LH), 1981
28.1	J.C. Romero (LH), 2007-08 (relief)
27.0	Randy Wolf (LH), 2002
25.0	Cole Hamels (LH), 2010
24.2	Cole Hamels (LH), 2014
24.0	Wayne Twitchell, 1973
24.0	Willie Hernandez (LH), 1983 (relief)

YEARLY PITCHING LEADERS

YEAR	GAMES	COMPLETE GAMES	WINS	LOSSES
1883	Coleman 65	Coleman 59	Coleman 12	Coleman *48
1884	Ferguson 50	Ferguson 46	Ferguson 21	Ferguson 25
1885	Daily 50	Daily 49	Daily/Ferguson 26	Daily 23
1886	Ferguson 48	Ferguson 43	Ferguson 30	Casey 18
1887	Casey 46	Casey 43	Casey 28	Buffinton 17
1888	Buffinton 46	Buffinton 43	Buffinton 28	Casey 18
1889	Buffinton 47	Buffinton 37	Buffinton 27	Sanders 18
1890	Gleason 60	Gleason 54	Gleason 38	Vickery 22
1891	Gleason 53	Gleason 40	Gleason 24	Gleason 22
1892	Weyhing 59	Weyhing 46	Weyhing 32	Weyhing 21
1893	Weyhing 42	Weyhing 33	Weyhing 23	Weyhing 16
1894	Taylor 41	Taylor 31	Taylor 23	Weyhing 14
1895	Carsey 44	Carsey 35	Taylor 26	Carsey 16
1896	Taylor 45	Taylor 35	Taylor 20	Taylor 21
1897	Taylor 40	Taylor 35	Taylor 16	Taylor 20
1898	Piatt 39	Donahue/Piatt 33	Piatt 24	Donahue 17
1899	Piatt 39	Piatt 31	Piatt 23	Piatt 15
1900	Orth 33	Orth 24	Fraser 16	Orth 13
1901	Duggleby/Orth 35	Donahue 34	Donahue 21	Donahue/White 13
1902	D. White 36	D. White 34	D. White 16	D. White *20
1903	Duggleby 36	Duggleby 28	Duggleby 13	Duggleby 18
1904	Fraser 42	Fraser 32	Fraser 14	Fraser 24
1905	Pittinger #46	Pittinger 29	Pittinger 23	Duggleby 17
1906	Duggelby/Sparks 42	Sparks 29	Sparks 19	Duggleby 19
1907	Corridon/Moren 37	Sparks 24	Sparks 22	Moren 18
1908	McQuillan 48	McQuillan 32	McQuillan 23	McQuillan 17
1909	McQuillan 41	Moore 24	Moore 18	McQuillan 16
1910	Moore 46	Ewing 20	Moore 22	Moore 15
1911	Alexander 48	Alexander *31	Alexander *28	Moore *19
1912	Alexander 46	Alexander 26	Alexander 19	Alexander 17
1913	Seaton 52	Alexander 23	Seaton *27	Brennan/Seaton 12
1914	Mayer 48	Alexander *32	Alexander #27	Mayer 19
1915	Alexander 49	Alexander *36	Alexander *31	Mayer 15
1916	Alexander 48	Alexander *38	Alexander *33	Demaree 14
1917	Alexander 45	Alexander *35	Alexander *30	Rixey *21
1918	Prendergast 33	Prendergast 20	Hogg/Prendergast 13	Oeschger *18
1919	G. Smith 31	G. Smith 15	Meadows 8	Hogg/Rixey 12
1920	G. Smith 43	Rixey 25	Meadows 16	Rixey *22
1921	G. Smith 39	Ring 21	Meadows 11	G. Smith *20
1922	G. Smith 42	Meadows 19	Meadows/Ring 12	Meadows/Ring 18
1923	Ring 39	Ring 23	Ring 18	Weinhart 17
1924	Carlson 38	Ring 16	Hubbell/Ring 10	Carlson 17
1925	Ring 38	Ring 21	Ring 14	Mitchell 17
1926	Willoughby 47	Carlson 20	Carlson 17	Dean 16
1927	Scott #48	Scott 17	Scott 9	Scott 21
1928	Benge 40	Benge 12	Benge 8	Benge 18
1929	Willoughby 49	Willoughby 14	Willoughby 15	Benge 15
1930	H. Elliott *48	Collins 17	Collins 16	Willoughby 17
1931	J. Elliott *52	Benge/Collins 16	J. Elliott #19	Benge 18
1932	Collins 43	Holley 16	Collins 14	Holley 14
1933	Liska 45	Holley 12	Holley 13	Holley 15
1934	C. Davis *51	C. Davis 18	C. Davis 19	Collins 18
1935	Jorgens *53	C. Davis 19	C. Davis 16	Jorgens 15
1936	Passeau 49	Walters 15	Passeau/Walters 11	Walters *21
1937	Mulcahy *56	Passeau 18	LaMaster 15	LaMaster 19
1938	Mulcahy 46	Mulcahy/Passeau 15	Passeau 11	Mulcahy *20
1939	Mulcahy 38	Higbe/Mulcahy 14	Higbe 10	Mulcahy 16
1940	Higbe 41	Mulcahy 21	Higbe 14	Mulcahy *22

YEARLY PITCHING LEADERS

YEAR	GAMES	COMPLETE GAMES	WINS	LOSSES
1941	Pearson 46	Podgajny 8	Hughes/Podgajny ... 9	Hughes/Pearson ... 14
1942	Podgajny 43	Hughes 19	Hughes 12	Melton 20
1943	Gerheuser 38	Gerheuser/Rowe ... 11	Rowe 14	Gerheuser 19
1944	Schanz 40	Raffensberger 18	Raffensberger/Schanz 13	Raffensberger *20
1945	Karl *67	Barrett 8	Karl 9	Barrett *20
1946	Karl/Raffensberger... 39	Raffensberger 14	Judd/Rowe 11	Raffensberger 15
1947	Donnelly 38	Leonard 19	Leonard 17	Judd 15
1948	Dubiel 37	Leonard 16	Leonard 12	Leonard *18
1949	Konstanty 53	Heintzelman 15	Heintzelman/Meyer 17	Roberts 15
1950	Konstanty *74	Roberts 21	Roberts 20	Meyer/Roberts 11
1951	Konstanty 58	Roberts 22	Roberts 21	Roberts 15
1952	Hansen 43	Roberts *30	Roberts *28	Drews 15
1953	Konstanty 48	Roberts *33	Roberts #23	Roberts 16
1954	Roberts 45	Roberts *29	Roberts *23	Dickson *20
1955	J. Meyer 50	Roberts *26	Roberts *23	Roberts 14
1956	R. Miller 49	Roberts *22	Roberts 19	Roberts *18
1957	Farrell 52	Sanford 15	Sanford 19	Roberts *22
1958	Farrell 54	Roberts 21	Roberts 17	Roberts/Simmons ... 14
1959	J. Meyer 47	Roberts 19	Roberts 15	Roberts 17
1960	Farrell 59	Roberts 13	Roberts 12	Buzhardt/Roberts ... 16
1961	Baldschun 65	Mahaffey 12	Mahaffey 11	Mahaffey *19
1962	Baldschun 67	Mahaffey 20	Mahaffey 19	Mahaffey 14
1963	Baldschun 65	Culp/McLish 10	Culp 14	Culp 12
1964	Baldschun 71	Bunning 13	Bunning 19	Bennett 14
1965	Baldschun 65	Bunning/Short 15	Bunning 19	Short 11
1966	Knowles 69	Short 19	Short 20	Bunning 14
1967	Farrell 50	Bunning 16	Bunning 17	Bunning/Jackson ... 15
1968	Farrell 54	L. Jackson 12	Short 19	L. Jackson 17
1969	Boozer/Farrell 46	Wise 14	Wise 15	G. Jackson 18
1970	Selma 73	Short 7	Wise 13	Short 16
1971	Brandon 52	Wise 17	Wise 17	three with 14
1972	Twitchell 49	Carlton *30	Carlton *27	Reynolds 15
1973	Scarce 52	Carlton #18	four with 13	Carlton *20
1974	Scarce 58	Carlton 17	Lonborg 17	Schueler 16
1975	Garber *71	Carlton 14	Carlton 15	Carlton 14
1976	Garber/Reed 59	Carlton 13	Carlton 20	Kaat 14
1977	Garber 64	Carlton 17	Carlton *23	Kaat 11
1978	Reed 66	Carlton 12	Carlton 16	Christenson 14
1979	McGraw 65	Carlton 13	Carlton 18	Lerch 13
1980	McGraw 57	Carlton 13	Carlton *24	Lerch 14
1981	Lyle 48	Carlton 10	Carlton 13	Christenson/Ruthven 7
1982	R. Reed 57	Carlton *19	Carlton *23	three with 11
1983	Holland 68	Carlton 8	Denny *19	Carlton 16
1984	Holland 68	Koosman/Rawley ... 3	Koosman 14	Koosman 15
1985	Carman 71	three with 6	Gross 15	Denny 14
1986	Tekulve 73	Gross/Rawley 7	Gross 12	Gross 12
1987	Tekulve 90	Rawley 4	Rawley 17	Gross 16
1988	Tekulve 70	Gross 5	Gross 12	Rawley 16
1989	Parrett 72	three with 2	Howell/Parrett 12	Carman *15
1990	McDowell 72	Mulholland 6	Combs 10	Ruffin 13
1991	Williams 69	Mulholland 8	Mulholland 16	Mulholland 13
1992	Williams 66	Mulholland *12	Schilling 14	Abbott 14
1993	West 76	three with 7	Greene/Schilling ... 16	Jackson 11
1994	Slocumb 62	Jackson 4	Jackson 14	West 10
1995	Bottalico 52	Green 4	Quantrill 11	Quantrill 12
1996	Borland 69	Schilling 8	Schilling 9	Williams 14
1997	Spradlin 76	Schilling 7	Schilling 17	Leiter *17
1998	Gomes 71	Schilling *15	Schilling 15	Schilling 14
1999	Gomes 73	Schilling 8	Byrd/Schilling 15	Ogea 12
2000	Gomes 65	Schilling 4	Wolf 11	three with 9

YEARLY PITCHING LEADERS

YEAR	GAMES	COMPLETE GAMES	WINS	LOSSES
2001	Mesa 71	Wolf 4	Person 15	Wolf 11
2002	Mesa 74	Wolf 3	Padilla 14	Padilla 11
2003	Adams 66	Millwood 5	Wolf 16	Millwood/Padilla 12
2004	Cormier 84	Lidle 2	Milton 14	Myers 11
2005	Madson 78	Myers 2	Lieber 17	Lieber 13
2006	Geary 81	Lieber 2	Myers 12	Lieber 11
2007	Alfonseca 61	Hamels 2	Hamels 15	Moyer 12
2008	Romero 81	Hamels/Myers 2	Moyer 16	Myers 13
2009	Madson 79	Happ/Lee 3	three with 12	Hamels 11
2010	Contreras 67	Halladay *9	Halladay *21	Hamels 11
2011	Bastardo 64	Halladay *8	Halladay 19	Oswalt 10
2012	Papelbon 70	Blanton/Hamels 2	Hamels 17	Kendrick 12
2013	Papelbon 61	Kendrick/Lee 2	Lee 14	Hamels 14
2014	Diekman 73	Burnett/Lee 1	Kendrick 10	Burnett *18
2015	Garcia 72	Hamels 1	four with 6	Harang 15
2016	Neris 79	Eflin 2	Hellickson 12	Eickhoff 14
2017	Neris 74	Lively 1	Nola 12	Nola 11
2018	Morgan 67	none	Nola 17	Pivetta 14
2019	Neris 68	Eflin #2	Nola 12	Eflin 13
2020	Hunter/Neris 24	Nola #2	Nola 5	Nola 5
2021	Neris 74	Wheeler #3	Wheeler 14	Wheeler 10

* League leader # Tied for league lead

NON-PITCHERS WHO PITCHED FOR THE PHILLIES

Player	Regular Position	Year(s) Pitched	W-L	ERA	G	GS	IP	H	R	ER	BB	SO
Roy Thomas	OF	1900	0-0	3.38	1	0	2.2	4	1	1	0	0
Jimmy Walsh	2B/OF	1911	0-1	13.50	1	0	2.2	7	8	4	1	1
Walter Holbe	1B	1923	0-0	0.00	1	0	0.1	1	0	0	0	0
Barney Fiberg	2B	1925	0-0	4.50	1	0	4.0	4	2	2	3	1
Jack Bentley	1B	1926	0-2	8.28	7	3	25.0	37	28	23	10	7
Bucky Walters	3B	1934	0-0	1.29	2	1	7.0	8	3	1	2	7
Joe Marty	OF	1939	0-0	4.50	1	0	4.0	2	2	2	3	1
Bud Hafey	OF	1939	0-0	33.75	2	0	1.1	7	5	5	1	1
Art Mahan	1B	1940	0-0	0.00	1	0	1.0	1	0	0	0	0
Ben Chapman	OF	1945-46	0-0	6.75	4	0	8.0	8	8	6	6	5
Jimmie Foxx	1B	1945	1-0	1.59	9	2	22.2	13	4	4	14	10
Al Lakeman	C	1948	0-0	13.50	1	0	0.2	1	1	1	0	0
Granny Hamner	2B/SS	1956-57	0-1	3.86	4	1	9.1	11	4	4	2	5
Bob Bowman	OF	1959	0-1	6.00	5	0	6.0	5	5	4	5	0
Cookie Rojas	2B	1967	0-0	0.00	1	0	1.0	1	0	0	0	0
Mike Anderson	OF	1979	0-0	0.00	1	0	1.0	2	0	0	0	2
Greg Gross	OF	1986	0-0	0.00	1	0	0.2	1	0	0	1	2
Glenn Wilson	OF	1987	0-0	0.00	1	0	1.0	0	0	0	0	1
Tomas Perez	INF	2002	0-0	0.00	1	0	0.1	0	0	0	0	0
Wilson Valdez	INF	2011	1-0	0.00	1	0	1.0	0	0	0	0	0
John McDonald	INF	2013	0-0	0.00	1	0	0.1	2	0	0	0	1
Casper Wells	OF	2013	0-1	67.50	1	0	0.2	3	5	5	3	0
Jeff Francoeur	OF	2015	0-0	9.00	1	0	2.0	1	2	2	3	1
Andrés Blanco	INF	2017	0-0	27.00	1	0	0.1	1	1	1	0	0
Pedro Florimón	INF/OF	2018	0-0	9.00	2	0	2.0	1	2	2	1	0
Scott Kingery	INF/OF	2018	0-0	13.50	1	0	1.1	4	2	2	0	0
Roman Quinn	OF	2018-19	0-1	18.00	3	0	5.0	13	10	10	5	1
Jesmeul Valentin	INF/OF	2018	0-0	27.00	1	0	1.0	2	3	3	2	1
Aaron Altherr	OF	2019	0-0	9.00	1	0	1.0	2	1	1	0	2
Sean Rodríguez	INF/OF	2019	0-0	0.00	2	0	1.1	0	0	0	0	1
Neil Walker	INF/OF	2020	0-0	0.00	1	0	0.2	0	0	0	1	0
Andrew Knapp	C	2021	0-0	0.00	1	0	0.1	0	0	0	0	0
Nick Maton	INF	2021	0-0	0.00	1	0	0.1	0	0	0	0	1
Ronald Torreyes	INF	2021	0-0	13.50	2	0	2.2	6	4	4	0	1

YEARLY PITCHING LEADERS

YEAR	ERA	SHUTOUTS	INNINGS PITCHED	STRIKEOUTS
1883	Coleman 4.87	Coleman 3	Coleman 538.1	Coleman 159
1884	Vinton..... 2.23	Ferguson 2	Ferguson 416.2	Ferguson 194
1885	Daily 2.21	Ferguson 5	Daily 440.0	Ferguson 194
1886	Ferguson *1.98	Casey/Ferguson 4	Ferguson 395.2	Ferguson 212
1887	Casey *2.86	Casey *4	Casey 390.1	Buffinton 160
1888	Sanders 1.90	Buffinton 6	Buffinton 400.1	Buffinton 199
1889	Buffinton 3.24	Buffinton 2	Buffinton 380.0	Buffinton 153
1890	Gleason 2.63	Gleason 6	Gleason 506.0	Gleason 222
1891	Gleason 3.51	three with 1	Gleason 418.0	Esper 108
1892	Keefe 2.36	Weyhing 6	Weyhing 469.2	Weyhing 202
1893	Taylor 4.24	Weyhing 2	Weyhing 345.1	Weyhing 101
1894	Taylor 4.08	Weyhing 2	Taylor 298.0	Weyhing 81
1895	Taylor 4.49	Taylor 1	Carsey 342.1	Taylor 93
1896	Orth 4.41	three with 1	Taylor 359.0	Taylor 97
1897	Wheeler 3.96	Orth/Taylor 2	Taylor 317.1	Taylor 88
1898	Orth 3.02	Piatt #6	Piatt 306.0	Piatt 121
1899	Orth *2.49	Donahue/Fraser 4	Piatt 305.0	Piatt 89
1900	Fraser 3.14	Donahue/Orth 2	Orth 262.0	Orth 68
1901	Orth 2.27	Orth #6	Donahue 304.1	D. White 132
1902	D. White 2.53	Fraser/White 3	D. White 306.0	D. White 185
1903	Sparks 2.72	Duggleby 3	Duggleby 264.0	Fraser 104
1904	Corridon 2.19	Sparks 3	Fraser 302.0	Fraser 127
1905	Sparks 2.18	Pittinger 4	Pittinger 337.0	Pittinger 136
1906	Sparks 2.16	Sparks 6	Sparks 316.2	Lush 151
1907	Richie 2.00	Brown 4	Corridon 274.0	Corridon 131
1908	McQuillan 1.53	McQuillan 7	McQuillan 359.2	McQuillan 114
1909	E. Moore 2.10	McQuillan/Moore 4	E. Moore 299.2	E. Moore 173
1910	McQuillan *1.60	E. Moore 6	E. Moore 283.0	E. Moore *185
1911	Alexander 2.57	Alexander #7	Alexander *367.0	Alexander 227
1912	Rixey 2.50	Alexander/Rixey 3	Alexander #310.1	Alexander *195
1913	Brennan 2.36	Alexander *9	Seaton *322.1	Seaton *168
1914	Alexander 2.38	Alexander 6	Alexander *355.0	Alexander *214
1915	Alexander *1.22	Alexander *12	Alexander *376.1	Alexander *241
1916	Alexander *1.55	Alexander *16	Alexander *388.2	Alexander *167
1917	Alexander *1.86	Alexander *8	Alexander *387.2	Alexander *201
1918	Jacobs 2.41	Jacobs 4	Prendergast 252.1	Hogg 81
1919	Meadows 2.47	Meadows 3	G. Smith 185.0	Meadows 88
1920	Meadows 2.84	Meadows 3	Rixey 284.1	Rixey 109
1921	Winters 3.63	Meadows 2	Ring 246.0	Ring 88
1922	Weinert 3.40	Meadows 2	Ring 249.1	Ring 116
1923	Ring 3.76	Glazner 3	Ring 313.1	Ring 112
1924	Ring 3.97	Glazner/Hubbell 2	Ring 215.1	Ring 72
1925	Carlson 4.23	Carlson #4	Ring 270.0	Ring 93
1926	Carlson 3.24	Carlson 3	Carlson 267.1	Carlson 55
1927	Ulrich 3.17	five with 1	Scott 233.1	Pruett 90
1928	Benge 4.55	four with 1	Benge 201.2	Ring 72
1929	Willoughby 4.99	Benge/Sweetland 2	Willoughby 243.1	Benge 78
1930	Collins 4.78	three with 1	Collins 239.0	Collins 87
1931	Benge 3.17	three with 2	J. Elliott 249.0	Benge 117
1932	Rhem 3.74	Benge/Holley 2	Holley 228.0	Benge 89
1933	Holley 3.53	Holley/Moore 3	Holley 206.2	Holley 56
1934	C. Davis 2.95	Davis/Johnson 3	C. Davis 274.1	C. Davis 99
1935	C. Davis 3.66	C. Davis 3	C. Davis 231.0	C. Davis 74
1936	Walters 4.26	Walters #4	Walters 258.0	Passeau 85
1937	Passeau 4.34	Walters 3	Passeau *292.1	LaMaster 135
1938	Butcher 2.93	three with 1	Mulcahy 267.1	Passeau 100
1939	Beck 4.73	three with 1	Mulcahy 225.2	Higbe 79
1940	Mulcahy 3.60	Mulcahy 3	Higbe 283.0	Higbe *137

* League leader # Tied for league lead + 1st on all-time single-season leaders list

YEARLY PITCHING LEADERS

YEAR	ERA	SHUTOUTS	INNINGS PITCHED	STRIKEOUTS
1941	Hughes 4.45	Hughes 2	Podganjny 181.1	Johnson 80
1942	Hughes 3.06	Johnson/Melton 1	Hughes 253.0	Melton 107
1943	Barrett 2.39	Rowe 3	Gerheuser 215.9	Gerheuser 92
1944	Raffensberger 3.06	Lee/Raffensberger 3	Raffensberger 258.2	Raffensberger 136
1945	Karl 2.99	Mauney 2	Barrett 190.2	Schanz 56
1946	Judd 3.53	three with 2	Raffensberger 196.0	Raffensberger 73
1947	Leonard 2.68	Leonard 3	Leonard 235.0	Leonard 103
1948	Leonard 2.51	Dubiel/Heintzelman 2	Leonard 225.2	Leonard 92
1949	Heintzelman 3.02	Heintzelman #5	Heintzelman 250.0	Roberts 95
1950	Roberts 3.02	Roberts #5	Roberts 304.1	Roberts/Simmons 146
1951	Roberts 3.03	Roberts *6	Roberts *315.0	Roberts 127
1952	Roberts 2.59	Simmons #6	Roberts *330.0	Roberts 148
1953	Roberts 2.75	Roberts 5	Roberts *346.2	Roberts *198
1954	Simmons 2.81	Dickson/Roberts 4	Roberts *336.2	Roberts *185
1955	Roberts 3.28	Dickson 4	Roberts *305.0	Roberts 160
1956	Simmons 3.36	Haddix 2	Roberts 297.1	Roberts 157
1957	Sanford 3.08	Sanford 3	Roberts 249.2	Sanford *188
1958	Roberts 3.23	Sanford/Semproch 2	Roberts 269.2	Roberts 130
1959	Conley 3.00	Conley 3	Roberts 257.1	Roberts 137
1960	Conley 3.68	Conley/Roberts 2	Roberts 237.1	Roberts 122
1961	Mahaffey 4.10	Mahaffey 3	Mahaffey 219.1	Mahaffey 158
1962	Bennett 3.81	Bennett/Mahaffey 2	Mahaffey 274.0	Mahaffey 177
1963	Short 2.29	Culp 5	McLish 209.2	Culp 176
1964	Short 2.20	Bunning 5	Bunning 284.1	Bunning 219
1965	Bunning 2.60	Bunning 7	Short 297.1	Bunning 268
1966	Bunning 2.41	Bunning/Jackson #5	Bunning 314.0	Bunning 252
1967	Bunning 2.29	Bunning *6	Bunning *302.1	Bunning *253
1968	L. Jackson 2.77	Fryman 5	Short 269.2	Short 202
1969	Wise 3.23	G. Jackson 4	G. Jackson 253.0	G. Jackson 180
1970	Bunning 4.11	Fryman 3	Wise 220.0	Selma 153
1971	Wise 2.88	Wise 4	Wise 272.0	Wise 155
1972	Carlton *1.97	Carlton 8	Carlton *346.1	Carlton *310
1973	Twitchell 2.50	Twitchell 5	Carlton #293.1	Carlton 223
1974	Lonborg 3.21	Lonborg 3	Carlton 291.0	Carlton *240
1975	Carlton 3.56	Carlton 3	Carlton 255.0	Carlton 192
1976	Lonborg 3.08	Carlton 2	Carlton 252.2	Carlton 195
1977	Carlton 2.64	Carlton 2	Carlton 283.0	Carlton 198
1978	Carlton 2.84	Carlton/Christenson 3	Carlton 247.0	Carlton 161
1979	Carlton 3.62	Carlton 4	Carlton 251.0	Carlton 213
1980	Carlton 2.34	Carlton 3	Carlton *304.0	Carlton *286
1981	Carlton 2.42	Carlton 1	Carlton 190.0	Carlton 179
1982	Carlton 3.10	Carlton *6	Carlton *295.2	Carlton *286
1983	Denny 2.37	Carlton 3	Carlton *283.2	Carlton *275
1984	Koosman 3.25	Hudson/Koosman 1	Carlton 229.0	Carlton 163
1985	Rawley 3.31	three with 2	Gross 205.2	Gross 151
1986	Gross 4.02	Gross 2	Gross 241.2	Gross 154
1987	Carman 4.22	Carman 2	Rawley 229.2	Carman 125
1988	Gross 3.69	three with 1	Gross 231.2	Gross 162
1989	Howell 3.44	six with 1	Howell 204.0	Howell 164
1990	Mulholland 3.34	Combs 2	Combs 183.1	Combs 108
1991	Greene 3.38	Mulholland 3	Mulholland 232.0	Greene 154
1992	Schilling 2.35	Schilling 4	Mulholland 229.0	Schilling 147
1993	Mulholland 3.25	three with 2	Schilling 235.1	Schilling 186
1994	D. Jackson 3.26	D. Jackson 1	D. Jackson 179.1	D. Jackson 129
1995	Schilling 3.57	Green 2	Quantrill 179.1	Schilling 114
1996	Schilling 3.19	Schilling 2	Schilling 183.1	Schilling 182
1997	Schilling 2.97	Schilling 2	Schilling 254.1	Schilling *319
1998	Schilling 3.25	Schilling 2	Schilling *268.2	Schilling *300
1999	Schilling 3.54	Loewer/Schilling 1	Byrd 199.2	Schilling 152
2000	Person 3.63	three with 1	Wolf 206.1	Person 164

* League leader # Tied for league lead

PITCHING

YEARLY PITCHING LEADERS

YEAR	ERA	SHUTOUTS	INNINGS PITCHED	STRIKEOUTS
2001	Wolf 3.70	Wolf 2	Person 208.1	Person 183
2002	Wolf 3.20	Wolf 2	Wolf 210.2	Wolf 172
2003	Padilla 3.62	Millwood #3	Millwood 222.0	Wolf 177
2004	Wolf 4.28	Lidle 2	Milton 201.0	Milton 161
2005	Myers 3.72	none	Lieber 218.1	Myers 208
2006	Myers 3.91	Floyd/Lieber 1	Myers 198.0	Myers 189
2007	Hamels 3.39	Durbin/Lieber 1	Moyer 199.1	Hamels 177
2008	Hamels 3.09	Hamels 2	Hamels 227.1	Hamels 196
2009	Happ 2.93	Hamels/Happ 2	Blanton 195.1	Hamels 168
2010	Halladay 2.44	Halladay *4	Halladay *250.2	Halladay 219
2011	Halladay 2.35	Lee *6	Halladay 233.2	Lee 238
2012	Hamels 3.05	Hamels 2	Hamels 215.1	Hamels 216
2013	Lee 2.87	Kendrick/Lee 1	Lee 222.2	Lee 222
2014	Hamels 2.46	none	Burnett 213.2	Hamels 198
2015	Hamels 3.64	Hamels 1	Harang 172.1	Hamels 137
2016	Eickhoff 3.65	three with 1	Eickhoff 197.1	Eickhoff 167
2017	Nola 3.54	none	Nola 168.0	Nola 184
2018	Nola 2.37	none	Nola 212.1	Nola 224
2019	Nola 3.87	Eflin 1	Nola 202.1	Nola 229
2020	Wheeler 2.92	Eflin/Nola 1	Nola 71.1	Nola 96
2021	Wheeler 2.78	Wheeler #2	Wheeler *213.1	Wheeler *247

* League leader # Tied for league lead

WINNING & LOSING STREAKS

WINS

15	Steve Carlton, 6/7-8/17/1972 (LH)
12	Tom Seaton, 9/7/1912-5/21/1913 #
11	Charles Ferguson, 8/18-10/9/1886
11	Togie Pittinger, 4/29-6/15/1905
10	Earl Moore, 7/21-8/23/1910
10	Grover Alexander, 5/1-6/12/1913
10	Schoolboy Rowe, 7/11/1946-5/16/1947 #
10	Jim Lonborg, 7/5/1975-5/30/1976 #
10	Roy Oswalt, 8/11/2010-4/21/2011 #
9	Grover Alexander, 6/5-7/13/1915
9	Phil Collins, 8/21/1929-5/17/1930 #
9	Ken Heintzelman, 6/4-7/23/1949 (LH)
9	Robin Roberts, 7/11-8/19/1952
9	Steve Carlton, 10/1/1980-5/31/1981 (LH) #
9	Rheal Cormier, 5/15/2003-4/7/2004 (LH) #
9	Randy Wolf, 5/9/2005-9/17/2006 (LH) #
9	Vance Worley, 6/29-9/6/2011

LOSSES

13	Al Hollingsworth, 9/10/1938-9/4/1939 (LH) #
12	John Coleman, 8/13-9/15/1883
12	Russ Miller, 5/12-8/12/1928
12	Hugh Mulcahy, 8/4-9/23/1940
12	Ken Reynolds, 5/29-8/25/1972 (LH)
11	Les Sweetland, 8/24/1927-5/20/1928 #
11	Lee Grissom, 5/13-8/2/1941 (LH)
11	John Buzhardt, 7/19-9/16/1960
11	Frank Sullivan, 6/29/1961-5/16/1962 #
11	Barry Lersch, 5/31-9/19/1971
11	Bill Champion, 6/13-9/26/1972
11	Kyle Abbott, 4/10-7/6/1992 (LH)
11	Bobby Munoz, 8/2/1994-4/20/1997 @
11	Matt Beech, 8/13/1996-8/2/1997 (LH) #

Over two seasons

@ Over three or more seasons

INDIVIDUAL PITCHING RECORDS

Since 1900

KEY: (ML) Major League record; (MLT) Major League record tied; (NL) National League record; (NLT) National League record tied

MOST GAMES

Season—90, Kent Tekulve, 1987 (RH); 84, Rheal Cormier, 2004 (LH)

Consecutive—9, Kent Tekulve, 1987

Rookie—65, Jack Baldschun, 1961

Career—529, Robin Roberts

MOST GAMES STARTED

Season—45, Grover Alexander, 1916 (RH); 41, Steve Carlton, 1972 (LH)

Rookie—42, George McQuillan, 1908

Career—499, Steve Carlton (LH); 472, Robin Roberts (RH)

Consecutive, no relief appearances—499, Steve Carlton

MOST COMPLETE GAMES

Season—38, Grover Alexander, 1916 (RH); 34, Doc White, 1902 (LH)

Rookie—32, George McQuillan, 1908

Career—272, Robin Roberts

Consecutive—28, Robin Roberts, 8/28/1952-7/5/1953

MOST INNINGS PITCHED

Game—20.0, Tully Sparks, 8/24/1905 vs CHI (L 2-1); Mule Watson, 7/17/1918 at CHI (L 2-1); Joe Oeschger, 4/30/1919 vs BKN (T 9-9)

Season—389.0, Grover Alexander, 1916 (RH); 346.1, Steve Carlton, 1972 (LH)

Season, reliever—166.2, Andy Karl, 1945

Rookie—367.0, Grover Alexander, 1911

Career—3,739.1, Robin Roberts

MOST CONSECUTIVE SCORELESS INNINGS

Reliever—32.2, Larry Andersen, 1984

Starter—41.0, Grover Alexander, 1911

Start of career—24.0, George McQuillan, 5/8-9/29/1907 (gm 1) (NL)

MOST CONSECUTIVE BATTERS RETIRED

Game—27, Curt Simmons, 5/16/1953 at MIL (Bruton single to start game; then retired next 27); Robin Roberts, 5/13/1954 vs. CIN (Adams HR to start game; then retired next 27); Jim Bunning, 6/21/1964 at NYM (gm 1) (perfect game); Roy Halladay, 5/29/2010 at FLA (perfect game)

Extra innings—32, Rick Wise, 9/18/1971 vs CHI (12 inn.) W 4-3

MOST BATTERS FACED

Inning—16, Hal Kelleher, 8th, 5/5/1938 at CHI; (L 21-2) (MLT)

MOST AT-BATS

Inning—14, Hal Kelleher, 8th, 5/5/1938 at CHI (MLT)

MOST HITS ALLOWED

Inning—11, Reggie Grawski, 9th, (10 singles) 8/4/1934 vs NYG (gm 2) (NL)

Consecutive hits, inning—9, Erskine Mayer, 9th, 8/18/1913

Game—22, Dutch Schesler, 7/11/1931 vs NYG (gm 1) (8 inn.); 24, Joe Oeschger, 4/30/1919 vs BKN (20 inn.)

Shutout, game—12, George Smith, 4-0, 8/12/1921 at BOS (gm 2)

Season—348, Claude Passeau, 1937 (RH); 293, Steve Carlton, 1973 (LH)

Rookie—285, Grover Alexander, 1911; 283, Curt Davis, 1934

Career—3,661, Robin Roberts

FEWEST HITS ALLOWED

No-hitters, Phillies—11, since 1900 (see separate chart in guide)

No-hitters, opponents—22, since 1900 (see separate chart in guide)

One-hitter, career—5, Grover Cleveland Alexander and Steve Carlton

MOST RUNS ALLOWED

Inning—12, Hal Kelleher, 8th, 5/5/1938 at CHI; (L 21-2) (NL)

Game—17, Bill Duggleby, 9/19/1903 at CIN (gm 1); (L 17-7)

Season—178, Ray Benge, 1930 (RH); 164, Les Sweetland, 1930 (LH)

Rookie—141, Ham Iburg, 1902

Career—1,591, Robin Roberts

MOST EARNED RUNS ALLOWED

Season—147, Robin Roberts, 1956 (RH); 143, Les Sweetland, 1930 (LH)

Rookie—130, Wayne LaMaster, 1937 (LH)

Career—1,437, Robin Roberts

MOST HOME RUNS ALLOWED

Inning—4, Bill Kerksieck, 4th, 8/13/1939 at NYG (gm 1); Charlie Bicknell, 6th, 6/6/1948 at STL (gm 1) (MLT)

Consecutive, inning—3, many; last: Mauricio Llovera, 9th, 8/7/2021 vs NYM

Game—6, Bill Kerksieck, 8/13/1939 at NYG (gm 1) (MLT)

Season—46, Robin Roberts, 1956 (RH);

43, Eric Milton, 2004 (LH)

Rookie—25, Ray Semproch, 1958 and Nick Pivetta, 2017 (RH); Matt Beech, 1997 (LH)

Career—402, Robin Roberts (185 home, 217 away)

MOST GRAND SLAMS

Game—2, June Greene, 7/6/1929 vs STL (gm 2) (MLT)

Consecutive games—2, Bubba Church, 9/24-27/1950; Tug McGraw, 8/5-11/1979; Doug Bair, 7/7-9/1987; Tommy Greene, 8/22-27/1995 (MLT)

Month—2, June Greene, July 1929; Bubba Church, Sept.

1950; Tug McGraw, Aug. 1979; Doug Bair, July 1987;

Tommy Greene, August 1995; Roy Halladay, May 2012

Season—4, Tug McGraw, 1979 (MLT)

MOST TOTAL BASES

Inning—19, David Buchanan, 2nd, 8/11/2015 at ARI

MOST WALKS

Inning—Unknown

Game—12, Fred Mitchell, 7/27/1903 vs BKN; Curt Simmons, 9/6/1948 vs NYG (6.1 inn., called due to darkness after 7)

Season—164, Earl Moore, 1911 (RH); 136, Steve Carlton, 1974 (LH)

Rookie—107, Jack Hamilton, 1962

Career—1,252, Steve Carlton

INDIVIDUAL PITCHING RECORDS

MOST STRIKEOUTS

Inning—4, Doc White, 7/21/1902 vs BKN, 5th; Jake Thompson, 8/12/2016 vs COL, 2nd

Perfect inning (3 SO on 9 pitches)—Andy Ashby, 6/15/1991 vs CIN; Juan Perez, 7/8/2011 vs ATL; Cole Hamels, 5/17/2014 vs CIN

Game, RH—17, Art Mahaffey, 4/23/1961 vs CHI (gm 2)

Game, LH—16, Steve Carlton, 6/9/1982 vs CHI; Cliff Lee, 5/6/2011 vs ATL

Game, extra innings—18, Chris Short, 15 IP, 10/2/1965 at NYM (gm 2)

Consecutive, reliever—6, Jack Meyer, 9/22/1958 vs PIT (gm 1), 12th-13th inn. (1st 6 batters); Willie Hernandez, 7/3/1983 vs NYM, 8th-9th inn. (all 6 he faced); Antonio Bastardo, 4/8/2011 at ATL, 6th-7th inn. (final 6 he faced), & 8/5/2014 vs HOU, 11th-12th inn.; Víctor Arano, 4/14/2019 at MIA, 12th-13th inn. (all 6 he faced)

Consecutive, starter—10, Aaron Nola, 6/25/2021 at NYM (gm 1) (MLT)

Consecutive, start of game—6, Brandon Duckworth, 8/5/2002 vs LAD

Consecutive, start of game, opp.—8, German Marquez, 9/26/2018 at COL

Season, starter—319, Curt Schilling, 1997 (RH); 310, Steve Carlton, 1972 (LH)

Season, reliever—153, Dick Selma, 1970 (134 inn.) (NL)

Rookie—227, Grover Alexander, 1911

Career—3,031, Steve Carlton

MOST HIT BATSMEN

Inning—Unknown

Game—4, Charley Schanz, 7/15/1945 vs CIN (gm 1) (MLT)

Season—19, Fred Mitchell, 1903; Jim Bunning, 1966 (RH); 16, John Lush, 1906 (LH)

Career—72, Jim Bunning

MOST WILD PITCHES

Inning—Unknown

Game—5, Ken Howell, 4/5/1989 at CHI (W 12-4)

Season—22, Jack Hamilton, 1962 (RH); 14, Chris Short, 1961 (LH)

Rookie—22, Jack Hamilton, 1962

Career—120, Steve Carlton

MOST WINS

Season—33, Grover Alexander, 1916 (RH); 27, Steve Carlton, 1972 (LH)

Season, reliever—16, Jim Konstanty, 1950

Highest pct., team's wins—45.8, Steve Carlton, 1972, 27-10 (59-97) (NL)

Consecutive, season—15, Steve Carlton, 6/7-8/17/1972

Consecutive games, relief pitcher—3, Gene Garber, 5/15 (gm 2)-16-17/1975; Mitch Williams, 8/4-6-7/1991 (MLT)

Rookie—28, Grover Alexander, 1911 (ML)

Career—241, Steve Carlton (LH); 234, Robin Roberts (RH)

Career, reliever—54, Ron Reed

Winning percentage, season—800, Robin Roberts (28-7), 1952 (RH); 741, Steve Carlton (27-10), 1972 (LH)

Wins at Baker Bowl, season—20, Grover Alexander, 1914 (lost 4)

Wins at Baker Bowl, career—101, Grover Alexander

Wins at Shibe Park/Connie Mack Stadium, season—14, Robin Roberts, 1952 (lost 2) and 1955 (lost 4)

Wins at Shibe Park/Connie Mack Stadium, career—126, Robin Roberts

Wins at Veterans Stadium, season—17, Steve Carlton, 1977 (lost 3)

Wins at Veterans Stadium, career—138, Steve Carlton (lost 62)

Wins at Citizens Bank Park, season—12, Roy Halladay, 2010 (lost 5)

Wins at Citizens Bank Park, career—56, Cole Hamels (lost 45)

MOST LOSSES

Season—24, Charles Fraser, 1904 (RH); 22, Eppa Rixey, 1920 (LH)

Season, reliever—12, Gene Garber, 1975 (10-12)

Consecutive, season—12, Russ Miller, 5/12-8/12/1928; Hugh Mulcahy, 8/4-9/23/1940; Ken Reynolds, 5/29-8/25/1972

Consecutive, start of season—12, Russ Miller, 1928; Ken Reynolds, 1972

Without a win, season—12, Russ Miller, 1928 (NL)

Rookie—19, Al Gerheuser, 1943

Career—199, Robin Roberts (RH); 161, Steve Carlton (LH)

MOST SHUTOUTS

First ML game—Eddie Stack, 6/7/1910, 1-0, vs CHI; Earl Caldwell, 9/8/1928, 4-0, vs BOS; Hal Kelleher, 9/17/1935, 1-0, vs CIN; Niles Jordan, 8/26/1951, 2-0, vs CIN; Dave Downs, 9/2/1972, 3-0, at ATL

Opening Day—3, Chris Short, 1965, 1968, 1970 (NLT)

Season—16, Grover Alexander, 1916 (ML)

Consecutive—4, Grover Alexander, 9/7-13-17-21/1911

1-0 wins, season—4, Grover Alexander, 1916

1-0 losses, season—5, George McQuillan, 1908; Jim Bunning, 1967 (MLT)

Lost, season—8, George McQuillan, 1908

Rookie—7, George McQuillan, 1908; Grover Alexander, 1911; 5, Ray Culp, 1963

Career—61, Grover Alexander

MOST SAVES

Consecutive appearances—13, Steve Bedrosian, 5/25-6/30/1987

Consecutive, without a blown save—44, Brad Lidge, 4/7/2008-4/13/2009 (not including postseason)

Season—45, Jose Mesa, 2002 (RH); 43, Mitch Williams, 1993 (LH)

Rookie—16, Jack Meyer, 1955; Seranthony Dominguez, 2018

Career—123, Jonathan Papelbon (RH); 102, Mitch Williams (LH)

MOST GAMES FINISHED

Season—70, Billy Wagner, 2005 (LH); 64, Jose Mesa, 2002 (RH) and Jonathan Papelbon, 2012 (RH)

Career—313, Tug McGraw (LH); 255, Ron Reed (RH)

MOST SACRIFICE FLIES

Season—15, Randy Lerch, 1979 (NL)

MOST BALKS

Season—11, Steve Carlton, 1979 (NL)

LOWEST EARNED RUN AVERAGE

Season—1.22, Grover Alexander, 1915

Rookie—1.53, George McQuillan, 1908

20 WINS, 20 LOSSES NEXT SEASON

Eppa Rixey (22-10) 1916, (16-21) 1917; Steve Carlton (27-10) 1972, (13-20) 1973

TRIPLE CROWN (W-SO-ERA), NATIONAL LEAGUE

Grover Alexander, 31-241-1.22, 1915

Grover Alexander, 33-167-1.55, 1916

Grover Alexander, 30-201-1.86, 1917

Steve Carlton, 27-310-1.97, 1972

TEAM PITCHING RECORDS

Since 1900 ("Fewest" records do not include shortened seasons)

KEY: (ML) Major League record; (MLT) Major League record tied; (NL) National League record; (NLT) National League record tied

NUMBER OF PITCHERS

Most—35, 2021 (162 games); 26, 1995 (144 games)

Fewest—11, 1976 (162 games)

MOST COMPLETE GAMES

Season—131 in 1904

Fewest, season—0 in 2018

MOST INNINGS

Game—20, 8/24/1905 vs CHI (L 2-1); 7/17/1918 at CHI (L 2-1); 4/30/1919 vs BKN (T 9-9); 5/4/1973 vs ATL (W 5-4); 7/7/1993 vs LAD (W 7-6)

Season—1,480 in 1980

Fewest, season—1,299 in 1907 (154 games) (ML)

MOST HITS ALLOWED

Inning—Unknown

Consecutive, inning—10, 6/12/1922 vs STL, 6th

Game—30, 9/2/1925 vs NYG (gm 2) (L 24-9)

Season—1,993 in 1930 (ML)

Fewest, season—1,086 in 1918

MOST RUNS ALLOWED

Inning—14, 8/25/1922 at CHI, 4th

Game—28, 7/6/1929 vs STL (gm 2) (L 28-6) (NL)

Season—1,199 in 1930 (ML)

Fewest, season—445 in 1908

MOST EARNED RUNS ALLOWED

Season—1,024 in 1930 (ML)

Fewest, season—332 in 1915 (ML)

MOST HOME RUNS ALLOWED

Inning—4, 8/13/1939 at NYG (gm 1), 4th; 6/6/1948 at STL, 2nd; 6/22/1997 vs ATL, 3rd

Game—9, 9/4/1999 vs CIN (NL)

Season—258 in 2019

Fewest, season—49 in 1944 (since 1940)

MOST GRAND SLAMS

Game—2, 9/5/1924 vs NYG; 7/6/1929 vs NYG; 5/1/1933 vs PIT; 4/30/1938 vs BOS; 7/14/97 at ATL

Season—8 in 1933 and 1974

MOST PINCH HOMERS

Game—2, 6/9/1954 vs CHI; 8/15/1962 vs NYM (13 inn.); 9/17/1963 vs NYM; 6/19/2010 vs MIN (10 inn.); 7/30/2019 vs SF (MLT)

MOST WALKS

Inning—Unknown

Game—18, 8/24/2013 vs ARI (18 inn.)

Season—682 in 1974

Fewest, season—259 in 1901

MOST STRIKEOUTS

Inning—4, Doc White, 7/21/1902 vs BKN, 5th; Jake Thompson, 8/12/2016 vs COL, 2nd (MLT)

Game, 9 innings—18, 5/6/2011 vs ATL (Cliff Lee, J.C. Romero, Danys Baez)

Game, extra innings—21, 9/22/1958 vs PIT (gm 1) (14 inn.) (Seth Morehead, Dick Farrell, Jack Meyer); 10/2/1965 at NYM (gm 2) (18 inn.) (Chris Short, Gary Wagner, Jack Baldschun)

Season—1,480 in 2021

Fewest, season—284 in 1900

MOST HIT BATSMEN

Inning—3, 5/15/1960 vs CIN (gm 1), 8th

Game—Unknown

Season—77 in 2003

Fewest, season—13 in 1950

MOST WILD PITCHES

Inning—Unknown

Game—5, 4/5/1989 at CHI; 5/4/1997 at COL

Season—91 in 1989

Fewest, season—14 in 1952

MOST BALKS

Inning—Unknown

Game—2, 29 times; last: 4/20/2012 at SD

Season—27 in 1984

Fewest, season—0 in 1946 & 1955 (MLT)

MOST WINS

Season—102 in 2011

Fewest, season—42 in 1942

MOST LOSSES

Season—111 in 1941

Fewest, season—60 in 2011

MOST SHUTOUTS

Season, won—26 in 1916

Season, lost—23 in 1908 and 1909

Longest—18.0 inn., 10/2/1965 at NYM (T, 0-0)

Fewest, season—2 in 1942

1-0 shutouts, won—7 in 1913

Longest 1-0 win—16.0 inn., 5/17/1991 vs CHI

1-0 shutouts, lost—10 in 1967 (MLT)

Consecutive, games—4 in 1951 (Robin Roberts, 7/25 at STL; Ken Johnson, 7/26 at STL; Bubba Church, 7/27 at CHI; Russ Meyer, 7/28 at CHI) and 1969 (Jerry Johnson, 8/13 at ATL; Woodie Fryman, 8/14 at ATL; Grant Jackson, 8/15 vs HOU; Rick Wise, 8/16 vs HOU)

Consecutive innings—41 in 1951

Consecutive 1-0 losses, season—3, 5/11-12-13/1960 (MLT)

MOST SAVES

Season—48 in 1987

Fewest, season—15 in 1972

LOWEST EARNED RUN AVERAGE

Season—2.18 in 1915

HIGHEST EARNED RUN AVERAGE

Season—6.70 in 1930 (ML)

THE OFFICIAL APP OF CITIZENS BANK PARK



- Check-in offers, rewards, and personalized history for ballparks visited.
- Team schedule, directions and parking information, stadium features and more.
- Interactive concourse maps and directory, including food and drinks menus.



DEFENSE



LEAGUE LEADERS – DEFENSE

1900	Nap Lajoie, 2b	.954	1943	Pinky May, 3b	.963	1979	Larry Bowa, ss	.991
	Ed McFarland, c	.963	1946	Frank McCormick, 1b	.999	1980	Pete Rose, 1b	.997
1901	Harry Wolverton, 3b	.921	1947	Dutch Leonard, p	1.000		Steve Carlton, p	1.000
	Bill Hallman, 2b	.971	1953	Willie Jones, 3b	.993	1982	Garry Maddox, cf	.992
1903	Harry Wolverton, 3b	.941	1954	Willie Jones, 3b	.968		Manny Trillo, 2b	.994
1904	Harry Wolverton, 3b	.925	1955	Willie Jones, 3b	.960	1984	Ozzie Virgil, c	.994
1906	Roy Thomas, of	.986		Andy Seminick, c	.994	1986	Mike Schmidt, 3b	.980
1909	Kitty Bransfield, 1b	.989	1956	Willie Jones, 3b	.973	1994	Milt Thompson, of	1.000
1910	Mickey Doolan, ss	.948	1958	Willie Jones, 3b	.967	1995	Jim Eisenreich, of	1.000
1911	Sherry Magee, of	.981		Robin Roberts, p	1.000	1999	Mike Lieberthal, c	.997
1913	Hans Lobert, 3b	.974	1962	Tony Gonzalez, of	1.000	2002	Doug Glanville, cf	1.000
	Bill Killefer, c	.988	1963	Tony Taylor, 2b	.986	2004	Placido Polanco, 2b	.995
1914	Hans Lobert, 3b	.944		Don Demeter, of	1.000	2006	Shane Victorino, of	1.000
1915	Bobby Byrne, 3b	.969		Chris Short, p	1.000	2007	Aaron Rowand, of	.995
1916	Bill Killefer, c	.985	1964	Tony Gonzalez, of	.996	2008	Jimmy Rollins, ss	.988
1917	Dode Paskert, of	.984	1966	Bill White, 1b	.994	2009	Jimmy Rollins, ss	.990
	Bill Killefer, c	.984	1967	Bobby Wine, ss	.980	2010	Placido Polanco, 3b	.986
1922	Butch Henline, c	.983		Tony Gonzalez, of	.993	2011	Placido Polanco, 3b	.977
1924	Heinie Sand, ss	.959	1968	Cookie Rojas, 2b	.987		Shane Victorino, of	1.000
	George Harper, of	.986		Johnny Callison, of	1.000	2012	Jimmy Rollins, ss	.978
1927	Jimmy Cooney, ss	.978		Larry Jackson, p	1.000	2014	Jimmy Rollins, ss	.988
	Dick Spalding, of	.992	1971	Larry Bowa, ss	.987		Cole Hamels, p	1.000
1929	Walt Lerian, c	.986		Rick Wise, p	1.000	2016	Freddy Galvis, ss	.987
1932	Pinky Whitney, 3b	.960	1972	Don Money, 3b	.978		Jeremy Hellickson, p	1.000
	Don Hurst, 1b	.993		Larry Bowa, ss	.987	2017	Freddy Galvis, ss	.989
1935	Johnny Vergez, 3b	.953	1973	Greg Luzinski, of	.993		Aaron Nola, p	1.000
1937	Pinky Whitney, 3b	.982		Ken Brett, p	1.000	2018	Aaron Nola, p	1.000
	Dolph Camilli, 1b	.994	1974	Larry Bowa, ss	.984	2019	Aaron Nola, p	1.000
1939	Pinky May, 3b	.956	1976	Dave Cash, 2b	.988	2021	J.T. Realmuto, c	.999
1940	Ham Schulte, 2b	.980	1978	Larry Bowa, ss	.986			
1941	Pinky May, 3b	.972		Bob Boone, c	.991			
1942	Danny Litwhiler, of	1.000		Bake McBride, of	.996			

ALL-TIME FIELDING TEAM

Pos.	Player	Year	G	TC	E	PCT
1B	Frank McCormick	1946	134	1283	1	.999
2B	Placido Polanco	2004	109	571	3	.995
SS	Larry Bowa	1979	146	683	6	.991
3B	Placido Polanco	2010	123	351	5	.986
OF	Danny Litwhiler	1942	151	317	0	#1.000
OF	Tony Gonzalez	1962	114	276	0	#1.000
OF	Don Demeter	1963	119	172	0	#1.000
OF	Johnny Callison	1968	109	197	0	#1.000
OF	Jim Eisenreich	1995	111	207	0	#1.000
OF	Doug Glanville	2002	117	227	0	#1.000
OF	Shane Victorino	2011	130	296	0	#1.000
C	J.T. Realmuto	2021	118	1088	1	.999
P	Eppa Rixey	1917	39	108	0	#1.000

Tied league record

DID YOU KNOW?

The Phillies team record for most errors in a game is nine, occurring on Aug. 5, 1904 vs Cincinnati. The Phils have made eight errors in a game twice, April 24, 1922 vs New York and Aug. 18, 1941 vs Cincinnati.

TRIPLE PLAYS

TURNED BY PHILLIES

Date	Opponent	Fielders	Batter
9/8/1890	vs BKN	Allen (ss) to Myers (2b) to McCauley (1b)	Smith
4/23/1891	vs BKN	Shindle (3b) to Allen (ss)	O'Brien
9/5/1908	vs NYG	Doolan (ss) to Knabe (2b) to Doooin (c) to Grant (3b) to Doolan to Doooin to Grant	Devlin
9/4/1909	vs BKN	Doolan (ss) to Ward (2b) to Bransford (1b) to Doooin (c)	Bell
8/12/1916	vs NYG	Bancroft (ss) to Byrne (3b) to Bancroft	Robertson
5/26/1918	at CIN	Bancroft (ss) to Luderus (1b)	Magee
7/6/1923	vs PIT	Mokan (lf) to Henline (c) to Sand (ss)	Carey
7/4/1924	at NYG	Ford (3b) to Sand (ss) to Holke (1b)	Groh
5/1/1925	vs BOS	Schultz (rf) to Henline (c) to Fonseca (2b)	O'Neil
6/29/1925	vs BKN	Carlson (p) to Sand (ss) to Hawks (1b)	DeBerry
6/3/1929	at PIT	Thompson (2b) to Hurst (1b) to Friberg (ss)	Grimes
9/16/1930	vs PIT	Thompson (2b) to Sherlock (1b)	Traynor
7/1/1931	vs CHI	Mallon (2b) to Friberg (1b) to Bartell (ss)	Taylor
4/26/1935	at NYG	Wilson (c) to Bivin (p) to Ryan (ss) to Camilli (1b)	Mancusco
7/23/1948	at CIN	Caballero (3b) to Hamner (2b) to Sisler (1b)	Stallcup
6/23/1949	at PIT	Miller (2b) to Hamner (ss) to Sisler (1b)	Stevens
6/22/1950	vs PIT	Miller (p) to Hamner (ss) to Waitkus (1b) to Seminick (c)	Bell
9/25/1955	at NYG	Kazanski (ss) to Morgan (2b) to Blaylock (1b)	Hoffman
6/28/1958	vs STL	Hemus (2b) to Anderson (1b)	K. Boyer
5/17/1964	at HOU	Herrnstein (1b) to Wine (ss) to Herrnstein to Triandos (c)	Grote
8/15/1964	at NYM	Boozler (p) to Amaro (ss) to Thomas (1b)	Klaus
10/2/1964	at CIN	Johnson (lf) to Wine (ss) to Taylor (2b) to Power (1b)	D. Johnson
8/15/1967	vs NYM	Allen (3b) to Rojas (2b) to White (1b)	Linz
5/4/1968	vs PIT	Wine (ss) to Rojas (2b) to White (1b)	Mota
4/28/1991	vs SD	Ready (2b) to Jordan (1b)	T. Gwynn
9/20/1992	at PIT	Morandini (2b) unassisted	King
8/20/1998	at SF	Arias (ss) to Lewis (2b) to Brogna (1b)	Kent
5/15/1999	vs NYM	Arias (ss) to Jordan (2b)	Piazza
4/21/2007	at CIN	Nunez (3b) to Utley (2b) to Helms (1b)	Ross
9/12/2007	vs COL	Dobbs (3b) to Utley (2b)	Holliday
8/23/2009	at NYM	Bruntlett (2b) unassisted	Francoeur
8/7/2016	at SD	Franco (3b) to Hernández (2b) to Joseph (1b)	Blash
8/27/2017	vs CHI	Hoskins (lf) to Hernández (2b) to Joseph (1b)	Báez

TURNED VS PHILLIES

Date	Opponent	Fielders	Batter
9/8/1885	vs NYG	Connor (1b) to Gerhardt (2b)	Ferguson
8/4/1887	at CHI	Pfeffer (2b) to Williamson (ss) to Burns (3b)	McGuire
9/11/1894	at PIT	Steere (ss) to Beckley (1b) to Sugden (c) to Bierbauer (2b)	Delahanty
6/26/1902	vs NYG	Bean (ss) to Smith (2b) to O'Hagan (1b) to Yeager (c)	Jacklitsch
7/27/1907	at PIT	Nealon (1b) to Wagner (ss) to Nealon	Courtney
9/23/1907	at CHI	Howard (1b) to Tinker (ss)	Doooin
9/3/1908	vs BKN	Pastorius (p) to Alperman (2b) to Jordan (1b)	Doooin
10/9/1911	vs BOS	Ingerton (ss) to Sweeney (2b) to Houser (1b)	Knabe
4/24/1914	at NYG	Doyle (2b) to Merkle (1b) to Fletcher (ss) to McLean (c)	Luderus
7/17/1919	vs STL	Lavan (ss) to Hornsby (3b)	Sicking
7/7/1920	at PIT	Cooper (p) to Caton (ss) to Grimm (1b)	Wheat
8/21/1920	at PIT	Cooper (p) to McKechnie (3b) to Whitted (1b)	LeBourveau
7/27/1921	at STL	Hornsby (ss) to Toporczer (2b) to Fournier (1b)	Rapp
9/3/1922	at NYG	Youngs (rf) to Bancroft (ss) to Groh (3b) to Kelly (1b)	Smith
10/6/1923	at BOS	Padgett (ss) unassisted	Holke
7/30/1924	vs STL	Bottomley (1b) to Cooney (ss) to Hornsby (2b)	Mokan
9/6/1924	vs NYG	Frisch (2b) to Terry (1b)	Schultz
5/18/1929	vs BKN	Hendrick (1b) to Bancroft (ss)	O'Doul
5/25/1929	at BKN	Bancroft (ss) to Hendrick (1b) to Moore (2b)	Peel
5/29/1934	at BOS	Frankhouse (p) to Jordan (1b) to Urbanski (ss)	Jeffries
8/4/1934	vs NYG	Critz (2b) to Terry (1b) to Jackson (ss)	Allen
9/16/1936	vs STL	Haines (p) to Mize (1b) to Durocher (ss)	Grace
7/12/1937	vs NYG	Ott (rf) to Mancusco (c) to Bartell (ss) to Chiozza (3b)	Arnovich
9/6/1942	vs BOS	Earley (p) to Miller (ss) to West (1b)	Murtaugh
8/23/1947	vs STL	Rice (c) to Marion (ss) to Musial (1b)	Gilbert
5/21/1950	vs STL	Garagiola (c) to Glaviano (3b) to Marion (ss) to Musial (1b)	Waitkus
8/30/1953	vs CIN	Bridges (2b) to McMillian (ss) to Kluzewski (1b)	Hamner
7/6/1960	at MIL	Cottier (2b) to Adcock (1b) to Crandall (c) to Mathews (3b)	Smith
7/15/1978	at ATL	Horner (3b) to Hubbard (2b) to Murphy (1b)	Cardenal
4/11/1981	at STL	Templeton (ss) to Porter (c) to Hernandez (1b) to Herr (2b) to Oberkfell (3b)	Mathews
9/3/2002	at MTL	Schneider (c) to Cabrera (ss) to Galarraga (1b) to Cabrera to Tatis (3b)	Anderson
8/19/2004	vs HOU	Ensberg (3b) to Kent (2b) to Lamb (1b)	Pratt

OUTFIELD ASSISTS

14 OR MORE OUTFIELD ASSISTS

(Since 1910)

1910	Bates 24	1925	Harper 16	1948	Ennis 15
	Titus 22	1926	Mokan 16		Ashburn 14
1911	Paskert 20		Leach 15	1949	Ennis #16
	Magee 14		Williams 14	1951	Ashburn 15
1912	Cravath #26	1927	Leach *26		Ennis 14
	Paskert 19		Williams 22	1952	Ashburn *23
1913	Cravath 20	1928	Sothorn *19	1953	Ashburn *18
	Paskert 19	1929	Klein 18		Ennis 14
1914	Cravath #34		O'Doul 14	1957	Ashburn *18
	Paskert 19	1930	Klein †44	1959	H. Anderson *17
	Becker 17		Sothorn 15	1960	Walters 17
1915	Cravath *28	1931	Arlett 14	1962	Callison *24
1916	Cravath 17	1932	Klein *29	1963	Callison *26
	Paskert 14		Davis 15	1964	Callison *19
1917	Paskert 19	1933	Klein *21	1965	Callison *21
	Whitted 19		Fullis 15	1972	Montanez #15
	Cravath 17	1934	Allen 19	1973	Unser 14
1918	Cravath 19		Moore 18	1982	Matthews 14
	Meusel 14	1935	Allen *26	1985	Wilson *18
1919	Meusel 14		Moore 18	1986	Wilson *20
1920	Williams 22		Watkins 18	1987	Wilson *18
	LeBourveau 16	1938	Arnovich 18	1988	Bradley 14
	Stengel 16	1943	Northey 19	1998	Abreu 17
1921	Williams *29	1944	Northey #24		Glanville 14
	Meusel 18	1945	DiMaggio 16	2001	Burrell *18
1922	Walker 24	1946	Wyrostek 18		
	Williams 19		Ennis 16		
1923	Walker 19	1947	Walker 15		
	Mokan 16				

* League leader
Tied for league lead
† ML record

SEASON TOP 10

Klein, 1930 44	Leach, 1927 26
Cravath, 1914 34	Allen, 1935 26
Williams, 1921 29	Callison, 1963 26
Klein, 1932 29	4 with 24
Cravath, 1915 28	Last: Callison, 1962
Cravath, 1912 26	

50 OR MORE, CAREER

Delahanty 221	Ennis 134	Meusel 62
S. Thompson 202	Paskert 120	T. Gonzalez 61
Titus 181	B. Hamilton 100	G. Wilson 60
C. Williams 173	Flick 91	Leach 55
R. Thomas 172	Abreu 89	Wyrostek 55
Klein 171	Burrell 86	Victorino 54
Cravath 168	Manning 84	Mokan 52
Ashburn 154	E. Andrews 77	Whitted 51
Fogarty 154	Maddox 77	Glanville 51
Callison 153	Luzinski 67	J. Moore 50
S. Magee 136	Northey 63	

CLUB FIELDING RECORDS

Since 1900 ("Fewest" records do not include shortened seasons)

KEY: (ML) Major League record; (MLT) Major League record tied; (NL) National League record; (NLT) National League record tied

ERRORS

Most, game—9, 8/5/1904 vs CIN

Most, season—403 in 1904 (155 games)

Fewest, season—74 in 2011 (162 games)

ERRORLESS GAMES

Season—108 in 2009 (162 games)

Consecutive, season—12 in 2009

DOUBLE PLAYS

Most, game—6, 3 times; last: 8/14/1962 at NYM

Most, season—179, in 1961 (155 games); in 1973 (162 games)

Fewest, season—112 in 1984 (162 games)

CONSECUTIVE GAMES, 1 OR MORE DPS

Season—16 (29 DP) in 1961

TRIPLE PLAYS

Most, season—3 in 1964 (MLT)

PASSED BALLS

Most, game—Unknown

Most, season—27, in 1971 (162 games); in 1947 (155 games)

Fewest, season—3, in 1952, 1956 (154 games)

PUTOUTS

Most, season—4,440 in 1980 (162 games)

Fewest, season—3,889 in 1907 (149 games) (ML)

ASSISTS

Most, game—33, 4/30/1919 vs BKN (20 inn.)

Most, season—2,176 in 1921 (154 games)

Fewest, season—1,437 in 1957 (156 games) (NL)

TOTAL CHANCES

Most, game—95, 4/30/1919 vs BKN (20 inn.)

Most, season—6,654 in 1913 (159 games)

Fewest, season—5,655 in 1955 (154 games) (NL)

FIELDING PERCENTAGE

Highest, season—.988 in 2011 (162 games)

Lowest, season—.937 in 1904 (155 games) (NL)

FIELDING RECORDS BY POSITION

FIRST BASE

Pct. .999 by Frank McCormick, 1946

Putouts 1,597 by Fred Luderus, 1917

Assists 141 by Rico Brogna, 1998

Double Plays 142 by Eddie Waitkus, 1950

SECOND BASE

Pct. .995 by Placido Polanco, 2004

Putouts 450 by Emil Verban, 1947

Assists 562 by Frank Parkinson, 1922

Double Plays 141 by Dave Cash, 1974

THIRD BASE

Pct. .986 by Placido Polanco, 2010

Putouts 229 by Ernie Courtney, 1905

Assists 404 by Mike Schmidt, 1974 (NL)

Double Plays 40 by Mike Schmidt, 1974

SHORTSTOP

Pct. .991 by Larry Bowa, 1979

Putouts 404 by Monte Cross, 1898

Assists 560 by Larry Bowa, 1971

Double Plays 113 by Tom Thevenow, 1930

OUTFIELD

Pct. 1.000 by Danny Litwhiler, 1942;

Tony Gonzalez, 1962;

Don Demeter, 1963;

Johnny Callison, 1968;

Jim Eisenreich, 1995;

Doug Glanville, 2002;

Shane Victorino, 2006 & 2011

538 by Richie Ashburn, 1951

Putouts

44 by Chuck Klein, 1930 (ML)

Double Plays 11 by Sam Thompson, 1896

CATCHER

Pct. .999 by J.T. Realmuto, 2021

Putouts 1,098 by J.T. Realmuto, 2019

Assists 199 by Red Dooin, 1909

Double Plays 19 by Darren Daulton, 1993

PITCHER

Pct. 1.000 by many (most total chances, no

errors: 108 by Eppa Rixey, 1917)

Putouts 33 by Charlie Ferguson, 1886

Assists 122 by Charlie Buffinton, 1888

Double Plays 12 by Curt Davis, 1934

CAREER GAMES BY POSITION

FIRST BASE			OUTFIELD				
	YEARS	GAMES		YEARS	GAMES		
1.	Ryan Howard	2004-16	1,477	1.	Richie Ashburn	1948-59	1,785
2.	Fred Luderus	1910-20	1,298	2.	Del Ennis	1946-56	1,601
3.	Sid Farrar	1883-89	816	3.	Sherry Magee	1904-14	1,415
4.	Don Hurst	1928-34	815	4.	Johnny Callison	1960-69	1,379
5.	Kitty Bransfield	1905-11	781	5.	Bobby Abreu	1998-2006	1,331
SECOND BASE			CATCHER				
	YEARS	GAMES		YEARS	GAMES		
1.	Chase Utley	2003-15	1,453	1.	Mike Lieberthal	1994-2006	1,139
2.	Tony Taylor	1960-71; 74-76	1,003	2.	Red Dooen	1902-14	1,124
3.	Otto Knabe	1907-13	931	3.	Bob Boone	1972-81	1,095
4.	Mickey Morandini	1990-97; 2000	926	4.	Carlos Ruiz	2006-16	1,029
5.	Juan Samuel	1983-88	792	5.	Darren Daulton	1983; 85-95	965
THIRD BASE			STARTING PITCHER				
	YEARS	GAMES		YEARS	GAMES		
1.	Mike Schmidt	1972-89	2,212	1.	Steve Carlton (LH)	1972-86	499
2.	Willie Jones	1947-59	1,495	2.	Robin Roberts	1948-61	472
3.	Pinky Whitney	1928-33; 36-39	1,078	3.	Chris Short (LH)	1959-72	301
4.	Scott Rolen	1996-2002	842	4.	Cole Hamels (LH)	2006-15	294
5.	Joe Mulvey	1883-89; 92	682	5.	Grover Alexander	1911-17; 30	280
SHORTSTOP			RELIEF PITCHER				
	YEARS	GAMES		YEARS	GAMES		
1.	Jimmy Rollins	2000-14	2,058	1.	Ryan Madson	2003-11	473
2.	Larry Bowa	1970-81	1,730	2.	Tug McGraw (LH)	1975-84	460
3.	Mickey Doolan	1905-13	1,297	3.	Ron Reed	1976-83	449
4.	Granny Hamner	1944-59	924	4.	Héctor Neris	2014-21	405
5.	Heinie Sand	1923-28	772	5.	Rheal Cormier (LH)	2001-06	363

CONSECUTIVE ERRORLESS GAMES BY POSITION

Since 1900

FIRST BASE	STREAK	LEFT FIELD	STREAK
Frank McCormick (1946)	131	Danny Litwhiler (1941-43)	166
SECOND BASE	STREAK	CENTER FIELD	STREAK
Manny Trillo (1982)	89	Shane Victorino (2010-12)	273
THIRD BASE	STREAK	RIGHT FIELD	STREAK
Placido Polanco (2010)	80	Jim Eisenreich (1994-96)	142
SHORTSTOP	STREAK	CATCHER	STREAK
Jimmy Rollins (2009)	86	Todd Pratt (2003-05)	124
		PITCHER	STREAK
		Rheal Cormier (2001-06)	333
		Ryan Madson (2003-09)	333

SCOUTING & PLAYER DEVELOPMENT



2021 Paul Owens Award Winners
Bryson Stott and Jean Cabrera

PRO SCOUTING STAFF



Dean Albany
Special Assignment
Scout



Craig Colbert
Special Assignment
Scout



Erick Dalton
Special Assignment
Scout



Todd Donovan
Special Assignment
Scout



Dave Holliday
Special Assignment
Scout



Charley Kerfeld
Special Assignment
Scout



Mike Koplove
Special Assignment
Scout



Jon Mercurio
Special Assignment
Scout



Brad Sloan
Special Assignment
Scout



Dan Wright
Special Assignment
Scout

AMATEUR SCOUTING STAFF



Darrell Conner
National Scouting
Coordinator



David Crowson
National Scouting
Coordinator



Alex Agostino
Mid-Atlantic/
Northeast Regional
Supervisor



Shane Bowers
West Regional
Supervisor



Buddy Hernandez
Southeast Regional
Supervisor



Brad Holland
Southwest Regional
Supervisor



Brian Kohlscheen
Midwest Regional
Supervisor

AMATEUR SCOUTING STAFF



Connor Betbeze
Coordinator,
Amateur Scouting



Chris Duffy
Southern and
Central CA



Tommy Field
OK, AR, Northern TX



Zach Friedman
Southern CA,
Southern NV



Ralph Garr Jr.
Southern TX



Victor Gomez
Southern FL, PR



Bryce Harman
Central and
Northern FL,
FL Panhandle



Aaron Jersild
GA, SC



Kellan McKeon
VA, NC



Timi Moni
TN, KY, WV, OH



Justin Morgenstern
Canada, ME, VT, NH, MA,
CT, NY, Northern NJ



Justin Munson
MO, KS, NE, IA,
SD, ND



Demerius Pittman
Southern CA, HI



Hilton Richardson
AZ, CO, NM, UT



Alex Rosen
Video Coordinator



Derrick Ross
IL, IN, MI, WI, MN



Mike Stauffer
MS, LA, AL



Jason Waugh
Northern CA,
Northern NV



Jeff Zona Jr.
PA, Upstate NY, DE,
MD, DC, Southern NJ

INDEPENDENT CONTRACTOR SCOUTS

Dave Dangler (WA)
Tom Downey (New York City)
Jim Fleming (OK)

Les McTavish (Western Canada)
Wilmer Reid (Philadelphia)
Mark Wilson (MN)

INTERNATIONAL SCOUTING STAFF



Derrick Chung
Coordinator,
Int'l. Scouting



Jesús Méndez
Coordinator,
Latin America



Carlos Salas
Coordinator,
Latin America



Rafael Álvarez
Int'l. Crosschecker,
Venezuela



Oneri Fleita
Int'l. Crosschecker,
Mexico



Luís García
Int'l. Crosschecker,
Dominican Republic



Andrés Hiraldo
Int'l. Crosschecker,
Dominican Republic



Alex Mesa
Int'l. Crosschecker



Álvaro Blanco
Colombia



Jesús Blanco
Venezuela



Alex Choi
South Korea



Elvis García
Venezuela



Charlie Gastelum
Mexico



José Guzman
Dominican
Republic



**Jonatan
Hernández**
Venezuela



Quincy Martina
Curaçao



Gustavo Mogollon
Video Assistant,
Venezuela



Jean Montalvo
Video Assistant,
Dominican Republic



William Mota
Venezuela



Howard Norsetter
Australia



Bernardo Pérez
Dominican
Republic



Abdiel Ramos
Panama



Franklin Rojas
Venezuela



Víctor Santana
Dominican
Republic



Claudio Scerrato
Europe



Eddy Toledo
Dominican
Republic



Ebert Velásquez
Venezuela



Youngster Wang
Taiwan

MINOR LEAGUE STAFF



KEVIN BRADSHAW – Field Coordinator

Born: Webb City, MO... **Resides:** Plant City, FL... Former infielder. Joined the Phillies for the 2022 season, his 33rd as a professional coach. Spent the previous seven years with the Baltimore Orioles organization, serving as manager of the Florida Complex League Orioles Orange (R) in 2021 and Aberdeen (A) from 2016-2020. Served as the Orioles minor league infield coordinator in 2015. Prior to joining the Orioles, had spent his entire baseball career with the Detroit Tigers organization, playing four seasons at the minor league level (1986-89) before beginning his coaching career in 1990. Spent 2013-14 in his second stint as Detroit's minor league infield coordinator after serving in the same capacity from 2008-10. Served as the Tigers' minor league field coordinator from 2011-12. Spent 14 seasons as a manager in the

Tigers system. Began his managerial career with Bristol (R) in 1994, before managing the GCL Tigers (R, 1995-98, 2000, 2004-06), Oneonta (A, 1999), Erie (AA, 2002-03) and Lakeland (A, 2001, 2007). Named the 2000 Dwight Lowry Award winner as the Tigers Player Development Man of the Year, after leading the GCL Tigers to a second-place finish in the Eastern Division with a record of 34-26. Managed the North Shore Honu in the Hawaii Winter League following the 2007 season, guiding the club to a 26-12 record and the league's championship. Managed the Peoria Javelinas in the AFL following the 2009 season, winning the championship after posting an 18-14 record. Also served as a coach with London (AA, 1990), Bristol (1991), Toledo (AAA, 1992) Lakeland (1993) and Trenton (AA, 1994).

MANNY AMADOR – Coordinator, Dominican Academy

Born: San Juan, DR... **Resides:** Santo Domingo, DR... Former infielder. Has spent his entire professional career with the Phillies organization. Was originally signed by the club as an amateur free agent in 1993. Played for six different minor league teams in the Phillies system over six years (1993-98). Spent 1998-99 offseason coaching in winter ball. Joined the Phillies player development staff in 1999 as a coach for the Dominican Summer League Phillies (R) until 2001. Was moved to Reading (AA) as a coach following John Kruk's departure in 2001. Was Clearwater's (A) coach from 2002-04 and managed Batavia (A) in 2005 before spending 11 years managing the DSL Phillies. Was named to his current position prior to the 2017 season. In 2013, was the recipient of the John Vukovich Award.



TRAVIS HERGERT – Pitching Coordinator

Born: Cedar Rapids, IA... **Resides:** Mason City, IA... Former pitcher. Joined the Phillies organization as assistant pitching coordinator before the 2020 season. Served as interim pitching coordinator in 2021 before being promoted to his current position. Before joining the Phillies, spent 21 years (1999-2019) coaching at the high school and college levels. Most recently, spent 15 years on the coaching staff of North Iowa Area Community College, serving seven years (2013-19) as the head coach after eight years as the pitching coach/recruiting coordinator. Also worked as an assistant coach at Mount Mercy College (2004), Washington High School (2000-02) and Clear Creek Amana High School (1999), all located in the state of Iowa. Concurrently, he pitched two years (1999-2000) for Kirkwood Community College (IA) and two at Mount Mercy (2001-02).

JASON OCHART – Hitting Coordinator

Born: Glendale, CA... **Resides:** Seattle, WA... Former third baseman. Joined the Phillies player development staff in 2019 as hitting coordinator. Is co-owner and special assistant to player development for Driveline Baseball, a data-driven baseball performance center. Played collegiately at Vanguard University of Southern California before becoming an assistant baseball coach at Menlo College (CA), where he served as the hitting instructor for four seasons (2013-16). Graduated from Vanguard University with a bachelor's degree in kinesiology and served as a bio mechanical analyst at USC.



CHRIS HEINTZ – Assistant Hitting Coordinator

Born: Syosset, NY... **Resides:** Tampa, FL... Former catcher. Joined the Phillies player development staff before the 2018 season as a Gulf Coast League (R) coach before being promoted to Clearwater (A) for the 2020 season. Named to his current position in March 2021. Was previously an assistant coach for the University of South Florida for five years (2010-14). Prior to his time with USF, spent two years in the Minnesota Twins minor league system as manager for the Gulf Coast League (R) team and coach for Beloit (A). Appeared in 34 major league games for the Twins over three seasons (2005-07) after being selected by the Chicago White Sox in the 19th round of the June 1996 draft. In 2013, was inducted into the USF Hall of Fame. Graduated from Countryside High School in Clearwater, Fla.

MINOR LEAGUE STAFF



ADAM EVERETT – Infield Coordinator

Born: Austell, GA... **Resides:** Kennesaw, GA... Former infielder. Joined the Phillies as minor league infield coordinator for 2022. Appeared in 880 games over 11 seasons in the majors for Houston (2001-07), Minnesota (2008), Detroit (2009-10) and Cleveland (2011). Played collegiately at the University of South Carolina and North Carolina State University before being selected in the first round of the June 1998 draft by the Boston Red Sox. Following his playing career, joined the Cleveland front office in 2012 as a special assistant to baseball operations. In 2013, joined Houston and worked with major and minor league players with a focus on the development of infielders. Served as interim bench coach for Houston in September 2014 under interim Astros manager Tom Lawless. From 2016-17, was Houston's minor league infield coordinator and from 2018-19, served as minor league infield coordinator for Atlanta.

ANDY ABAD – Outfield Coordinator

Born: Palm Beach, FL... **Resides:** Jupiter, FL... Former outfielder/first baseman. Was added to the Phillies player development staff in 2012 as outfield coordinator after spending the previous three years (2009-11) as a coach in the Arizona Diamondbacks minor league system. Coached for Yakima (A) in 2009 and 2010 and Visalia (A) in 2011. Former 16th-round selection by the Boston Red Sox who appeared in a combined 15 major league games between the Oakland A's (2001), Red Sox (2003) and Cincinnati Reds (2006). Played in Japan during the 2000 season. Finished his minor league career with a .290 batting average and 157 home runs in 1,480 games.



BOB STUMPO – Catching Coordinator

Born: Philadelphia, PA... **Resides:** Wilmington, DE... Former catcher. The 2022 season is his first as catching coordinator. Spent the 2014-15 seasons on the Phillies' major league staff as bullpen catcher. Returned to the Phillies in the same role in 2017 and had coaching duties added the following year. Remained in that position through 2021. Was selected by the Phillies in the 33rd round of the June 2010 draft out of West Chester University (PA). Is the school's all-time leader in caught stealing (46) for catchers. Played four seasons (2010-13) in the Phillies minor league system.

GARY CATHCART – Baserunning Coordinator/Clearwater Bench Coach

Born: New Bedford, MA... **Resides:** Tampa, FL... Former outfielder. Joined the Phillies in 2022 after serving as a manager in Detroit's minor league system the last four seasons. Spent 2021 with the Florida Complex Tigers East (R), 2020 with Norwich (A), 2019 with the Gulf Coast League Tigers (R) and 2018 with Connecticut (A). Before joining the Tigers, was with the Miami Marlins from 2015-17, when he held roles as outfield/baserunning coordinator and field coordinator. Spent five seasons managing in the Washington Nationals system at Auburn (A), including two straight New York-Penn League Pinckney Division titles in 2011 and 2012. Also with Washington, managed Potomac (A) to the Carolina League championship in 2010. In 2009, managed Phoenix to the championship game in the Arizona Fall League. Began his coaching career with Toronto, spending seven seasons in the Blue Jays system, including four as a manager with New Hampshire (AA, 2008-09), Lansing (A, 2007) and Pulaski (R, 2004). Began his coaching career in 2002 as an assistant at the University of Albany (NY). Selected by the New York Yankees in the 33rd round of the June 1984 draft and played five seasons in the Yankees minor league system, advancing as far as triple-A.



ALEX RODRIGUEZ – Minor League Athletic Training Coordinator

Born: San Juan, PR... **Resides:** Clinton, MA... Joined the Phillies in 2022 after 10 seasons in the Texas Rangers organization, the last three as the athletic trainer for Frisco (AA). Spent the 2020 season at the club's alternate training site and Dominican Republic complex, in addition to working with the major league club. Previously worked with Down East (A, 2017-18), High Desert (A, 2016), the Arizona League Rangers (R, 2015) and Dominican Summer League Rangers (R, 2012-14). Has been part of four championship clubs as the athletic trainer for the DSL Rangers (2013-14), High Desert (2016), and Down East (2017). Also worked an offseason assignment in the Venezuelan Winter League as the trainer for Magallanes in 2016. Balances his time between Massachusetts and the Caribbean in the offseason.

MINOR LEAGUE STAFF



JUSTIN TALLARD – Minor League Rehab Coordinator

Born: Madison, WI... **Resides:** Dallas, TX... Joined the Phillies as minor league rehab coordinator for the 2022 season. Earned a bachelor's degree in sport science and Spanish from Loras College (IA) and a Doctor of Physical Therapy from University of Texas at El Paso. Began his career as a physical therapist at Rice University (TX) from 2018-19. Served as a physical therapist intern for the Houston Astros in 2019 and most recently was a physical therapist for two years for the Foro Soccer Club from 2019-20.

PAT TRAINER – Minor League Strength and Conditioning Coordinator

Born: Gibbstown, NJ... **Resides:** Ruskin, FL... Joined the Phillies as minor league strength and conditioning coordinator for 2022. Earned a bachelor's degree in exercise physiology from West Virginia University and a master's degree in kinesiology from Georgia Southern University. Began his career as the head strength and conditioning coach at Saint Joseph's University (PA) from 2007-09. Worked for four years (2009-12) with the Tampa Bay Rays as strength and conditioning coach in their minor league system. In 2011, was named the International League's Strength and Conditioning Coach of the Year. Spent two years with the San Diego Padres as strength and conditioning coach in their minor league system from 2013-14. Joined Cleveland in 2015 and spent two years as the rehab strength and conditioning coach. Returned to Tampa Bay and served as their minor league strength and conditioning coach for five years (2017-21).



JOSÉ SALAS – Minor League Assistant Strength and Conditioning Coordinator

Born: Maracay, VZ... **Resides:** LaPorte, IN... Joined the Phillies player development staff in May 2016 and spent his first three years with the Gulf Coast League team (R, 2016-18) before moving to Clearwater (A, 2019-20) and then back to the Florida Complex League Phillies (R) in 2021. Promoted to his current position prior to the 2022 season. Had formerly interned as an athletic trainer with the Atlanta Braves' Gulf Coast League (R) team in 2014. Also spent three years (2014-16) with LaPorte High School in Indiana. Earned his bachelor's degree from Culver-Stockton College (MO) and his master's degree in kinesiology from Tarleton State University (TX).



TODD DILBECK – Mental Performance Coordinator

Born: Livermore, CA... **Resides:** Southern Pines, NC... Named mental performance coordinator after spending a year working with special operations forces training in the U.S. Army. Had spent the previous nine years (2012-20) as a sport psychology coach and consultant at his private practice, working with individual athletes and teams across Northern California. Also spent over three decades as a wrestling coach at the secondary and collegiate levels, including a nine-year stint (2012-20) as both the mat and mental performance coach at Sacramento City College (CA). Earned his bachelor's degree in psychology from California State University, Sacramento and his master's in sport and exercise psychology from National University (CA).



STEPHANIE MacNEILL – Minor League Nutrition Coordinator

Born: Toronto, Ontario, Canada... **Resides:** Clearwater, FL... Named minor league nutrition coordinator for the 2022 season after spending 2021 with the club as a performance nutrition fellow. Also worked as a registered dietician and sport science nutritionist at her alma mater, McMaster University (Ontario), from 2021 through January 2022. Began her career as a sports dietician with Evolved Sport and Nutrition in 2018, remaining with the organization until 2021. During that time, she also spent two years (2019-20) as a nutrition coach for Futsal Club Toronto. Attended McMaster University, where she earned her Bachelor of Science in kinesiology. Earned a second Bachelor of Science in food and nutrition from Western University (Ontario) before completing her Master of Health Science degree in nutrition communication at Ryerson University (Ontario).



CONNOR CARROLL – Minor League Video Coordinator

Born: Riverhead, NY... **Resides:** Clearwater, FL... Named minor league video coordinator for 2022 after spending two seasons (2020-21) with the club as assistant minor league video coordinator and two (2018-19) as player development associate. Began his career with the Tampa Bay Rays as a minor league operations associate in 2017. Graduated from Farmingdale State College (NY) with a Bachelor of Science in sport management.



LEHIGH VALLEY IRONPIGS STAFF



Anthony Contreras



Joe Thurston



Greg Brodzinski



Cesar Ramos



Bill Greenfield



Elliot Diehl



Meaghan Flaherty



Mike Lidge

ANTHONY CONTRERAS – Manager

Born: Los Gatos, CA... **Resides:** Peoria, AZ... Former infielder. Named manager of Lehigh Valley (AAA) for the 2022 season, his first managerial position at the triple-A level. Spent the previous eight seasons managing at various levels in the San Diego Padres system, first in 2014 with the Arizona League Padres (R), then 2015 with Tri-City (A) and finally six seasons (2016-21) with Fort Wayne (A). Led Fort Wayne to two playoff appearances and became the club's all-time winningest manager with 310 wins. Played nine minor league seasons in the San Francisco Giants and Padres systems, reaching as high as triple-A in 2010 with Portland and 2011-13 with Tucson. Batted .257 with 22 home runs and 281 RBI in 729 career minor league games before ending his playing career with Lancaster in the independent Atlantic League in 2013. Graduated from San Jose State University (CA) with a degree in sociology. Was selected in the ninth round of the June 2005 draft by San Francisco.

JOE THURSTON – Hitting Coach

Born: Fairfield, CA... **Resides:** Fairfield... Former infielder. Joined the Phillies player development staff in 2022 after spending the previous five seasons in the Seattle Mariners organization. Was hitting coach for Arkansas (AA) in 2020-21, Everett (A) in 2019 and Modesto (A) in 2017-18. Also served on Seattle's major league staff as interim first base coach in 2020. Began his career as a professional coach in 2016 with Billings (R) in the Cincinnati Reds organization. Had a 16-year (1999-2015) playing career spanning parts of seven seasons in the majors, including 18 games with the Phillies in 2006. Also played for the Los Angeles Dodgers, Boston Red Sox, St. Louis Cardinals and Florida Marlins. Originally selected in 1997 by the Red Sox in the 45th round of the June 1997 draft, but did not sign. Instead went to Sacramento City College (CA) and delivered the game-winning hit to lead the Panthers to the 1999 state championship. Was drafted again in 1999 and selected by the Dodgers in the fourth round.

GREG BRODZINSKI – Bench/Position Coach

Born: Pittsburgh, PA... **Resides:** Clearwater, FL... Joined Lehigh Valley (AAA) after two years (2020-21) on the Phillies major league staff as bullpen catcher/catching coach. Previously spent two seasons (2018-19) as a coach for Williamsport (A) and worked as a player/coach for Reading (AA) in 2017. Was originally selected by the Phillies in the 18th round of the June 2015 draft. Appeared in 22 minor league games over two seasons (2015-16). Earned a bachelor's degree in sports management in 2015 from Barry University (FL). Also attended Kirkwood Community College (IA) and the University of South Carolina, where he was a member of the Gamecocks' 2011 NCAA Division I College World Series champions.

CESAR RAMOS – Pitching Coach

Born: Los Angeles, CA... **Resides:** La Crescenta, CA... Joined Lehigh Valley (AAA) after spending 2021 as the rehab pitching coach and 2020 as a player information assistant in the organization. Prior to joining the Phillies' staff, had a 13-year playing career, during which he spent parts of eight major league seasons with the San Diego Padres (2009-10), Tampa Bay Rays (2011-14), Los Angeles Angels (2015) and Texas Rangers (2016). In 2017, spent the entire season with Lehigh Valley, making 11 starts and appearing in another 29 games in relief in the final season of his playing career. Was originally selected by Tampa Bay in the sixth round of the June 2002 draft out of El Rancho High School (CA), but did not sign. Attended Long Beach State (CA) and was a first-round selection (No. 35) by San Diego in June 2005 draft.

BILL GREENFIELD – Development Coach

Born: Villanova, PA... **Resides:** Philadelphia, PA... Named development coach for the 2022 season after spending two years as a player development associate. Graduated from Furman University (SC) in 2017 with a degree in business administration. A pitcher in college, spent two years continuing his playing career in Germany's Bundesliga with the Regensburg Legionäre in 2018-19, and in Switzerland's Ligue Nationale A with the Therwil Flyers in 2019.

ELLIOT DIEHL – Athletic Trainer

Born: San Jose, CA... **Resides:** West Palm Beach, FL... Joined Lehigh Valley (AAA) as the athletic trainer for the 2022 season after spending three seasons (2019-21) with the Houston Astros as an assistant medical coordinator in the minor league system. Also spent four seasons in the Astros' system as athletic trainer with various affiliates, first with Greenville (R) from 2015-16 and then Quad Cities (A) from 2017-18. Began his pro career in 2014 as minor league athletic trainer/rehabilitation intern with the Phillies before spending nearly a year as the head athletic trainer for Cupertino High School (CA). Also worked as an athletic trainer/physical therapy aide for Pacific TherX and a personal trainer at Santa Cruz Power Fitness during the offseasons from 2015-18. Graduated from San Diego State University (CA) in 2013 with a Bachelor of Science in kinesiology with an emphasis in athletic training.

MEAGHAN FLAHERTY – Assistant Athletic Trainer

Born: Weymouth, MA... **Resides:** Clearwater, FL... Joined Lehigh Valley (AAA) as assistant athletic trainer in 2022 after spending the past two seasons as athletic trainer for Clearwater (A). Spent 2019 as an athletic training intern with the Arizona League Cubs (R). Graduated from Bridgewater State University (MA) with a master's degree in athletic training. Worked as an athletic trainer in the Cape Cod Baseball League as well as for multiple Division I NCAA teams and sports medicine clinics. In 2018, volunteered as a medical staff member for the Boston Marathon.

MIKE LIDGE – Strength and Conditioning Coach

Born: Arlington Heights, IL... **Resides:** Clearwater, FL... Joined the Phillies in 2017 as the strength and conditioning coach for Clearwater (A) before being moved to Reading (AA) for 2018 and Lehigh Valley (AAA) in 2019. Previously held the same position for four years (2013-16) with the San Francisco Giants organization for Richmond (AA), San Jose (A) and the Arizona League Giants (R). Spent 2011 as an assistant varsity baseball coach for Barrington High School (IL). Has a Master of Science in exercise science and his Bachelor of Science in kinesiology from Northeastern Illinois University. Is the cousin of former Phillies All-Star relief pitcher Brad Lidge, and his younger brother Ryan was selected in the 20th round of the June 2017 draft by the New York Yankees.

READING FIGHTINS STAFF



Shawn Williams



Tyler Henson



Mycal Jones



Matt Hockenberry



Andrew Dodgson



Bruce Peditto

SHAWN WILLIAMS – Manager

Born: Salt Lake City, UT... **Resides:** Palm Harbor, FL... Former infielder. Made his double-A managing debut with Reading in 2019 after filling the same role for Clearwater (A, 2017-18) and Lakewood (A, 2015-16). Joined the Phillies player development staff in 2014 as manager for Williamsport (A). Also spent April 2014 as a fill-in bullpen catcher for the Phillies. Served as a player/coach for Williamsport in 2013. Played four seasons (2007-10) in Tampa Bay's minor league system while also playing independently in the American Association (2006), Can Am League (2010-11) and Atlantic League (2010 & 2012). His father, Jimmy Williams, managed the Houston Astros and Boston Red Sox and was the Phillies bench coach for two years (2007-08).

TYLER HENSON – Hitting Coach

Born: Oklahoma City, OK... **Resides:** Frederick, MD... Former infielder. In his second season as a coach with Reading (AA). Spent 2019 with Clearwater (A), 2018 with Lakewood (A) and 2017 with Williamsport (A). Worked the 2016 season as a player/coach for Clearwater. Originally selected by the Baltimore Orioles in the fifth round of the June 2006 draft. Played 10 seasons (2006-15) in the minor leagues, including the final four in the Phillies organization with Reading and Lehigh Valley (AAA). Finished his career with a .263 batting average, 235 doubles, 67 home runs and 137 stolen bases in 1,058 games.

MYCAL JONES – Bench/Position Coach

Born: Jacksonville, FL... **Resides:** Kissimmee, FL... Former infielder/outfielder. Joined Reading (AA) for the 2022 season after spending two years as a coach in the Gulf Coast/Florida Complex League (R). Previously worked in Houston's system as a coach for Corpus Christi (AA) in 2018. Was originally a fourth-round selection of the Atlanta Braves in the June 2009 draft, playing seven minor league seasons with that organization. Played for Somerset in the independent Atlantic League in 2016. Following his playing career, opened the Mycal Jones Baseball Academy in Naples, Fla., in September 2016. Began coaching youth baseball in 2013 at Big Diamond Athletics (2013-15) and the Florida Athletic Development Center (2016-17). Earned his Associate of Arts degree in communication, public relations, from Miami-Dade College (FL) in 2009.

MATT HOCKENBERRY – Pitching Coach

Born: Dillsburg, PA... **Resides:** Philadelphia, PA... Former pitcher. Is in his fifth season as a coach at the professional level, his first with Reading (AA) after three with Lakewood/Jersey Shore (A). Spent 2019 with the Gulf Coast League Phillies West (R). Was selected by the Phillies in the ninth round of the June 2014 draft out of Temple University (PA) and went 12-5 with 28 saves and a 3.38 ERA in 131 professional games, all in relief. Pitched as high as the double-A level in his four-year playing career.

ANDREW DODGSON – Athletic Trainer

Born: Chattanooga, TN... **Resides:** Lakeland, FL... Joined Reading (AA) as athletic trainer after two years (2020-21) with Lakewood/Jersey Shore (A) and two years (2018-19) with the Gulf Coast League Phillies West (R). Has degrees in athletic training from the University of South Florida and in sports management from the University of Southern Mississippi.

BRUCE PEDITTO – Strength and Conditioning Coach

Born: Voorhees, NJ... **Resides:** Mt. Laurel, NJ... Joined the Phillies player development staff prior to the 2018 season. Spent four years as the strength and conditioning coach for Lakewood/Jersey Shore (A) before being assigned to Reading (AA) for the 2022 season. Earned his bachelor's degree in sport and exercise science from DeSales University (PA).

JERSEY SHORE BLUECLAWS STAFF



Keith Werman



Ari Adut



Pat Listach



Brad Bergeesen



Steve Torregrossa



Vanessa Escanilla

KEITH WERMAN – Manager

Born: Redondo Beach, CA... **Resides:** San Diego, CA... Former infielder. Joined the Phillies player development staff after spending the last five years in the San Diego Padres organization, four as major league development coordinator (2018-21) and one as a coach at El Paso (AAA). Prior to that, spent three seasons with the Hokkaido Nippon-Ham Fighters in Japan as international operations coordinator. As a high school senior, earned First-Team All-Met honors from *The Washington Post* in 2008 after hitting .450 as a catcher, going the entire season without an error or passed ball. Switched to second base at the University of Virginia, where he hit a career .309 with 178 hits and helped the Cavaliers reach the College World Series in 2009 and 2011. Led the nation in sacrifice bunts with 27 in 2011 and 28 in 2012. Was signed by Seattle as a minor league free agent in June 2012 and played in the Mariners system for two seasons.

ARI ADUT – Hitting Coach

Born: Burbank, CA... **Resides:** Tampa, FL... Former outfielder. Joined the Phillies in 2021 as hitting coach in the Florida Complex League before being assigned to Jersey Shore (A) for the 2022 season. Spent 2020 as hitting coach for the New York Yankees' Dominican Summer League team after five years (2015-19) as an assistant coach and strength and conditioning coach at Los Angeles Valley College (CA). Played professionally in the independent Pecos League with Garden City (2015) and Alpine (2016). Earned his bachelor's degree at East Central University (OK) and his master's in kinesiology from Fresno Pacific University (CA).

PAT LISTACH – Bench/Position Coach

Born: Natchitoches, LA... **Resides:** Spring, TX... Former infielder/outfielder. Joined Jersey Shore (A) for the 2022 season after spending two seasons managing Monclava in the Mexican League, leading them to their first league championship in 2019. Prior to his stint in the Mexican League, spent four seasons (2015-18) in the Seattle Mariners organization as the manager of the Tacoma Rainiers (AAA). Began his coaching career in the Chicago Cubs system, managing at West Tenn (AA) and Tennessee (AA) in 2006 and 2007, respectively, before being promoted to Iowa (AAA) in 2008, when he was named Pacific Coast League Manager of the Year. Joined the Washington Nationals as third base coach at the major league level in 2009. Returned the Cubs as bench coach for the 2011 season and was named third base coach the following year. Spent 2013 as the Los Angeles Dodgers' minor league infield coordinator before spending 2014 as the Houston Astros' first base coach. As a player, spent parts of six major league seasons with the Milwaukee Brewers (1992-96) and Astros (1997), batting .251 in 503 career games. Named the American League Rookie of the Year in 1992 after batting .290 with a .352 OBP in 149 games. Was selected by Milwaukee in the fifth round of the June 1988 draft. His grandfather, Nora Listach, played in the majors for the Birmingham Black Barons of the Negro American League in 1941.

BRAD BERGESEN – Pitching Coach

Born: Concord, CA... **Resides:** Auburn, AL... Former pitcher. Moved to Jersey Shore (A) for the 2022 season after previously coaching with Reading (AA) in 2020-21, Clearwater (A) in 2019 and Lakewood (A) in 2018, his first season as a coach at the professional level. Pitched in the major leagues for four years for the Baltimore Orioles (2009-11) and Arizona Diamondbacks (2012), going 19-25 with four complete games and a 4.61 ERA in 102 games (59 starts). In 2013, made 14 appearances for the Chunichi Dragons of the Central League in Japan. More recently, pitched in the independent Atlantic League for York (2015) and Lancaster (2017). Was originally selected by the Orioles in the fourth round of the June 2004 draft.

STEVE TORREGROSSA – Athletic Trainer

Born: Fair Lawn, NJ... **Resides:** Fair Lawn... Joined Jersey Shore (A) for 2022 after spending last season with Lehigh Valley (AAA) as assistant athletic trainer. Was previously with Clearwater (A) in 2020 and spent two seasons (2018-19) with Williamsport (A). Also interned for two seasons (2016-17). Attained his bachelor's degree in science, athletic training from East Stroudsburg University (PA) and is currently working toward his master's degree from California University of Pennsylvania. Was the recipient of the 2017 Dr. Clarence Livingood Scholarship Award from the Professional Baseball Athletic Trainers Society.

VANESSA ESCANILLA – Strength and Conditioning Coach

Born: Hoboken, NJ... **Resides:** Mechanicsville, VA... Joined Jersey Shore (A) for the 2022 season after two years with the Gulf Coast League/Florida Complex League Phillies (R). Spent 2019 as a strength and conditioning intern with the GCL Phillies. Previously worked as a strength and conditioning coach at Virginia Commonwealth University for one year (2018). Earned her bachelor's degree in exercise science from the University of Maryland Eastern Shore and a master's degree in exercise science from Liberty University (VA).

CLEARWATER THRESHERS STAFF



Marty Malloy



Jake Elmore



Gary Cathcart



Vic Diaz



Raul Pérez



Blaine Taylor

MARTY MALLOY – Manager

Born: Gainesville, FL... **Resides:** Trenton, FL... Former infielder. Spent two years as minor league infield coordinator (2020-21) before returning to manage Clearwater (A) for the second half of the 2021 season. Previously served as a minor league manager for three years with Clearwater (2019) and Lakewood (A, 2017-18). Prior to joining the Phillies, spent four years (2013-16) with the Houston Astros, including three years as the manager for their Gulf Coast League (R) team, one year as the GCL hitting coach and one year as the Florida Instructional League coordinator. Also coached at the amateur level as head coach (two years) and volunteer assistant (six years) for Trenton High School and six years as an infield instructor at Gatorball Baseball Academy in Gainesville, Fla. Played 12 years (1992-2003), including his first eight in the Atlanta Braves minor league system.

JAKE ELMORE – Hitting Coach

Born: Dothan, AL... **Resides:** Phoenix, AZ... Former infielder/outfielder. Joined Clearwater (A) in 2022, his first season as a coach at the professional level. Selected by Arizona in the 34th round of the June 2008 draft out of Arizona State University. Had a 14-year playing career that included parts of six seasons in the majors with Arizona, Houston, Cincinnati, Tampa Bay, Milwaukee and Pittsburgh. In 2013, became the first player in Astros history to play all nine positions in a season. Was also the 19th player in ML history in the modern era (since 1900) to pitch and catch in the same game. Played one season for Cibao in the Dominican Winter League. Finished his playing career with 15 games for Lehigh Valley (AAA) in 2021.

GARY CATHCART – Bench/Position Coach

Born: New Bedford, MA... **Resides:** Tampa, FL... Former outfielder. Joined the Phillies in 2022 as minor league baserunning coordinator and Clearwater bench/position coach. For a full bio, please see page 330.

VIC DIAZ – Pitching Coach

Born: Perth Amboy, NJ... **Resides:** Port Orange, FL... Former collegiate pitcher. 2022 marks his second season as a professional coach and his first with Clearwater (A) after spending 2021 with the Florida Complex League Phillies (R). Before joining the Phillies, spent two years (2019-20) as the pitching coach/recruiting coordinator at Embry-Riddle Aeronautical University (FL). Prior to Embry, spent the 2018 season as a volunteer assistant coach with his alma mater, Old Dominion University (VA). In 2017, worked at Kentucky Wesleyan, where he helped the Wildcats capture their first conference title and regional appearance in school history. As a player, appeared in 58 games over four seasons (2013-16) with Old Dominion University, helping guide the Monarchs to a 2014 NCAA Regional appearance. Earned his bachelor's degree in education from ODU and is currently completing his master's in organizational leadership from Embry-Riddle.

RAUL PÉREZ – Athletic Trainer

Born: Guadalajara, Mexico... **Resides:** Pittsburgh, PA... Joined Clearwater (A) as athletic trainer for the 2022 season after spending two years with the Gulf Coast/Florida Complex League Phillies (R). Served as an intern with the GCL Phillies in 2019. Earned his master's degree in rehabilitation science from the University of Pittsburgh (PA).

BLAINE TAYLOR – Strength and Conditioning Coach

Born: Bakersfield, CA... **Resides:** Fresno, CA... Joined the Phillies organization in 2022 after working with several sports as a strength and conditioning coach at Fresno Pacific University (CA) in 2021. Previously spent three seasons on the Cincinnati Reds player development staff with Greeneville (R) in 2018, Billings (R) in 2019 and Daytona Beach (A) in 2020. Prior to joining the Reds, served as the assistant strength and conditioning coach at Santa Clara University (CA) in 2017. Worked a variety of sports at Biola University (CA) before taking the position at Santa Clara. Played baseball at FPU, where he majored in kinesiology: exercise science. While completing graduate studies in exercise science at FPU, interned for Arizona's affiliate at Visalia (A), followed by an internship in strength and conditioning at Pepperdine University (CA).

FLORIDA COMPLEX LEAGUE PHILLIES STAFF



Roly deArmas



Chris Adamson



Rafael DeLima



Ray Ricker



Tyler Anderson

ROLY deARMAS – Manager

Born: New York, NY... **Resides:** Palm Harbor, FL... Former catcher. Played five years of pro ball in the Phillies organization from 1973-77. Was player-coach at Peninsula (A) in 1977; coached at Peninsula, 1978; managed Helena (A) from 1979-82, Spartanburg (A) in 1983 and 1985-86, Sarasota (A) in 1984, Clearwater (A) in 1987 and 1993 and Martinsville (R) in 1988-92. Was the bullpen catcher for the Chicago White Sox before being named bullpen coach on June 2, 1995, a position he held through the 1996 season. Managed the Gulf Coast League White Sox (R) in 1997. Managed South Bend (A) in the Arizona system in 1998. Remained in Arizona's farm system in 1999 as catching coordinator and Tucson (R) manager. Returned to the major leagues in 2000 as bullpen coach for Jim Fregosi's Toronto Blue Jays. Since returning to the Phillies organization in 2000, has managed the Gulf Coast/Florida Complex League Phillies (R, 2001-02, 2004, 2007-present) and Clearwater (second half of 2002 and 2003) and spent two seasons (2005-06) as the catching coordinator. Also served as the bullpen coach for Team USA in the World Cup from 2007-09 and spent several months with the Phillies in 2008 as the interim bullpen coach. In 2010, led the GCL Phillies to the GCL championship. Was the recipient of the John Vukovich Award in 2009. Was the bullpen catcher for Team USA in the 2013 World Baseball Classic. In December 2021, received the prestigious Mike Coolbaugh Award, presented annually by Minor League Baseball to an individual who has shown outstanding baseball work ethic, knowledge of the game and skill in mentoring young players on the field.

CHRIS ADAMSON – Manager

Born: Sydney, Australia... **Resides:** Adelaide, South Australia... Former catcher. In his first season with the Florida Complex League Phillies (R) after two years as manager at Lakewood/Jersey Shore (A). Before joining the Phillies, spent seven years with Adelaide of the Australian Baseball League as the manager (2017-19) and bench coach (2013-16). Serves as an assistant coach (2018-present) for the Australian National Team and runs the performance department for Baseball South Australia. Graduated from Angelo State University (TX) with a bachelor's degree in sport science while earning NCAA All-American honors twice (2009-2010).

RAFAEL DeLIMA – Hitting Coach

Born: Valencia, VZ... **Resides:** Valencia... Former outfielder. 2022 is his 23rd season on the Phillies player development staff. Joins the Florida Complex League Phillies (R) after spending the 2021 season with Jersey Shore (A). Previously spent eight years (2013-20) with the Gulf Coast League Phillies (R) and one with Williamsport (A) in 2012 after 12 years (2000-11) as coordinator for the club's Venezuelan Summer League (R) team. Was the 2018 recipient of the John Vukovich Award. Originally signed by the Minnesota Twins as an amateur free agent in 1985 and played in the organization's minor league system through 1992. Played seven years in the Mexican League.

RAY RICKER – Bench/Position Coach

Born: Meriden, CT... **Resides:** Bristol, CT... The 2022 season is his third as a coach for the Gulf Coast League/Florida Complex League Phillies (R). Joined the Phillies for the 2020 season after working the previous 13 years at Post University (CT) as head coach (2014-19) and hitting coach/recruiting coordinator (2007-13). Also served as the hitting coach for the Bourne Braves (2013-2014) in the Cape Cod Baseball League. Played collegiately at the University of Bridgeport (CT) before finishing up his career at Albertus Magnus College (CT), where he graduated with a communications degree.

TYLER ANDERSON – Pitching Coach

Born: Perth, Australia... **Resides:** Nixa, MO... Joined the Phillies player development staff for the 2021 season as pitching coach for Clearwater (A) before being assigned to the Florida Complex League Phillies (R) for 2022. Previously spent three seasons as a minor league pitching coach for the Los Angeles Angels, serving as a coach for Burlington (A, 2020), the Arizona League Angels (R, 2019) and Orem (A, 2018). Before joining Los Angeles, was the pitching coach/recruiting coordinator at Lindenwood University (MO) from 2017-18. Prior to that, was an assistant coach at St. Louis University (MO), helping lead the pitching staff to a school record for strikeouts in 2017. Got his start in coaching as a volunteer assistant at Dartmouth College (NH) from 2015-16. A native of Australia, was selected to serve as a pitching coach for the Australian U18 National Team (2018) and pitching coach for Perth (2019) in the Australian Baseball League. Played two seasons (2008-10) at William Woods University (MO) while earning his bachelor's degree in sports management.

FLORIDA COMPLEX LEAGUE PHILLIES STAFF



Andrés Santiago



Sean Rodriguez



Troy Hoffert



Holly Hansing



Mark Jesse Jr.

ANDRÉS SANTIAGO – Development Coach

Born: Cataño, PR... **Resides:** Cataño... Former right-handed pitcher. Joined the Phillies player development staff for the 2022 season, his first as a coach at the professional level. Pitched professionally from 2007-19, reaching as high as the triple-A level. Began his pro career in the Los Angeles Dodgers organization (2007-14). Also pitched in the Chicago Cubs (2015) and Atlanta Braves (2017-19) organizations. Spent the 2016 season in the independent Canadian-American Association pitching for Sussex County and New Jersey. In his minor league career, went 48-55 with a 4.69 ERA in 235 games (133 starts). Pitched several years in the Puerto Rican Winter League, including the 2021-22 season with Mayaguez. A graduate of Francisco Oller High School (PR), was selected by the Dodgers in the 16th round of the June 2007 draft.

SEAN RODRIGUEZ – Player Development Instructor

Born: Miami, FL... **Resides:** St. Petersburg, FL... Former infielder/outfielder. Joined the Phillies as a player development instructor in March 2022, his first post-playing career position in baseball. Spent 13 years in the majors with the Los Angeles Angels (2008-09), Tampa Bay Rays (2010-14), Pittsburgh Pirates (2015-17; 2018), Atlanta Braves (2017), Phillies (2019) and Miami Marlins (2020). Hit 81 home runs in 1,103 major league games, playing every position except catcher. Was originally selected by the Angels in the third round of the June 2003 draft.

TROY HOFFERT – Athletic Trainer

Born: Reading, PA... **Resides:** Palm Harbor, FL... The 2022 season is his 30th with the Phillies organization, having spent the last 20 with the Gulf Coast/Florida Complex League (R) team. Began in 1992 as a part-time athletic trainer with the Phillies at Martinsville (R). Earned a bachelor's degree in athletic training from Salem State College (MA) and a master's degree in sports medicine from Temple University (PA). Selected by his peers as the Gulf Coast League Athletic Trainer of the Year in 2006, 2012, 2015 and 2016. Was named overall Athletic Trainer of the Year in 2016 by the Professional Baseball Athletic Trainers Society (PBATS). Certified by the American Red Cross as an instructor in First Aid/CPR/AED.

HOLLY HANSING – Strength and Conditioning Coach

Born: Twin Falls, ID... **Resides:** Filer, ID... Joined the Florida Complex League Phillies (R) in 2022 after spending the previous season with Clearwater (A). Originally joined the Phillies player development staff in 2019 with the Gulf Coast League Phillies East (R) before being assigned to Williamsport (A) for 2020. Spent 2018 as a baseball strength coach for the College of Southern Idaho. Was also a graduate assistant strength and conditioning coach for Austin Peay State University (TN). Attained her bachelor's degree in kinesiology and exercise science from Colorado State University and her master's degree in health and human performance from Austin Peay State University (TN).

MARK JESSE JR. – Strength and Conditioning Coach

Born: Philadelphia, PA... **Resides:** North Wales, PA... Joined the Phillies in 2022, his first season working in professional baseball. Prior to the Phillies, served as head strength coach for the College of Southern Nevada's baseball team from August 2020 to December 2021. Previously served as the director of wellness and sports performance at Tim Soder Physical Therapy, Wellness, and Sports Performance in Las Vegas, NV. Received his bachelor's degree in kinesiology from Pennsylvania State University and his master's degree in exercise science and applied sports performance from West Chester University (PA).

DOMINICAN SUMMER LEAGUE PHILLIES RED STAFF



Nerluis Martínez



Zack Jones



Alex Concepción



Gustavo Armas



Waner Santana



Argelis Pérez



Keita Isaji



Manuel Javier

NERLUIS MARTÍNEZ – Manager

Born: Cristóbal Rojas, VZ... **Resides:** Paracotos, VZ... Former catcher. Joined the Phillies player development staff in 2021 as a development coach at Reading (AA) before assuming manager duties for the Dominican Summer League Phillies Red (R) in 2022. Spent four seasons (2015-18) playing in the Phillies minor league system after being signed as an amateur free agent in July 2014. Reached as high as Lakewood (A) and finished with a .220 average over 119 games.

ZACK JONES – Hitting Initiatives Coach

Born: Chicago, IL... **Resides:** Norridge, IL... Former outfielder. The 2022 season is his third as a coach at the professional level and first with the Dominican Summer League Phillies Red (R) after two years with the Gulf Coast League/Florida Complex League Phillies (R). Spent 2019 as the assistant coach/hitting coach at Missouri Valley College. Played in Arizona's minor league system in 2018 for Missoula (R), Hillsboro (A) and Visalia (A). 2017 graduate of Trinity Christian College (IL), where he set school records for hits, doubles and RBI and earned a bachelor's degree in business communications.

ALEX CONCEPCIÓN – Pitching Coach

Born: Santo Domingo, DR... **Resides:** Santo Domingo... Former pitcher. Spent six years (2005-10) in the Phillies minor league system, reaching as high as triple-A before finishing his pitching career in 2011 with Rio Grande Valley of the independent North American League. Has been a pitching coach for the Dominican Summer League Phillies (R) since 2011, making 2022 his 12th season with the team.

GUSTAVO ARMAS – Assistant Pitching Coach

Born: Caracas, VZ... **Resides:** Guatire, VZ... Former pitcher. Spent seven years (2014-20) in the Phillies minor league system, reaching as high as double-A with Reading in 2019. In 2015, finished T-1st in the Venezuelan Summer League in starts and was 2nd in ERA, strikeouts and innings pitched. Spent 2021 with the Phillies as a player development associate at the Carpenter Complex and finished the year assisting in various areas at the Dominican Republic Academy. Was originally signed by the Phillies as an amateur free agent in July 2013.

WANER SANTANA – Coach

Born: Los Mameyes, DR... **Resides:** Los Mameyes... Former infielder. Was originally signed by the San Francisco Giants and played three seasons (2000-02) in their minor league system. The 2022 season is his 13th as part of the Phillies player development staff in the Dominican Summer League (R), including six as manager (2016-21).

ARGELIS PÉREZ – Athletic Trainer

Born: Santo Domingo, DR... **Resides:** Santo Domingo... Former first baseman. Has been in his current role since 2007. Was originally signed by the Phillies as an amateur free agent in 2003 and played two seasons with the Dominican Summer League (R) club (2003-04), hitting .280 with three home runs and 22 RBI in 67 games.

KEITA ISAJI – Athletic Trainer

Born: Gifu, Japan... **Resides:** Clearwater, FL... Joined the Phillies in a full-time role for 2022 after serving as an athletic training intern in 2021 for Lehigh Valley (AAA) and Reading (AA). Previously was an intern in the Texas Rangers minor league system in 2019, the Oakland Athletics minor league system in 2018, and the Los Angeles Dodgers system for two years from 2015-16. Earned a bachelor's degree in athletic training from Long Beach State (CA) in 2016 and his master's degree in physiology from Middle Tennessee State in 2019.

MANUEL JAVIER – Strength and Conditioning Coach

Born: Bayaguana, DR... **Resides:** Santo Domingo Este, DR... In his third season as a strength and conditioning coach for the Dominican Summer League Phillies (R).

DOMINICAN SUMMER LEAGUE PHILLIES WHITE STAFF



**Orlando
Muñoz**



Samuel Hiciano



Les Straker



Félix Castillo



**José
Betancourt**



**Ervis
Manzanillo**

ORLANDO MUÑOZ – Manager/VZ Camp Coordinator

Born: Caracas, VZ... **Resides:** Cagua, VZ... Former infielder. Played six seasons (1989; 1991-95) in the California Angels minor league system, reaching as high as triple-A Vancouver. Managed and coached for 20 years (1997-2016) for both Zulia in the Venezuelan Winter League and Modena and Parma in the Italian Baseball League. Worked for both leagues as a hitting coach, assistant hitting coach, third base coach and first base coach. Spent four years (2013-16) as a manager in the Italian League before joining the Phillies player development staff in 2017 in his current position. Was the 2021 recipient of the John Vukovich Award.

SAMUEL HICIANO – Hitting Coach

Born: Moca, DR... **Resides:** Moca... Former outfielder. Joined the Phillies player development staff in 2017 after a five-year (2012-16) playing career in the club's minor league system. Was signed by the Phillies as an amateur free agent in 2011 and played at Williamsport (A), Lakewood (A) and Clearwater (A) before moving into a coaching role. Was a South Atlantic League All-Star in 2014.

LES STRAKER – Pitching Coach

Born: Bolivar, VZ... **Resides:** Aragua, VZ... Former pitcher. Spent the first 10 years of his pro career in the minor leagues with the Cincinnati Reds (1977-83), Oakland A's (1984) and Minnesota Twins (1985-86). Made his major league debut with Minnesota in 1987. Pitched two seasons for the Twins and went 10-15 with a 4.22 ERA in 47 games (40 starts), his only time in the majors. Pitched in the Mexican League (1990 & 1993), Venezuelan Summer League (1992 & 1994), Italian League (1991) and Taiwan League (1995-96) before joining the coaching ranks. Spent four years as a pitching coach in the Toronto Blue Jays farm system and one year in the Atlanta Braves system before joining the Phillies in 2004. Worked for 12 years (2004-15) as a pitching coach for the VSL Phillies (R) before joining the Dominican Summer League (R) staff in 2016.

FÉLIX CASTILLO – Coach

Born: Maracaibo, VZ... **Resides:** Maracaibo... Former catcher. Joined the Phillies player development staff in 2018. Played six years (2010-15) in the Marlins minor league system.

JOSÉ BETANCOURT – Athletic Trainer

Born: Caracas, VZ... **Resides:** Valencia, VZ... The 2022 season is his sixth with the Phillies. Previously held the same position for La Guaira and Aragua in the Venezuelan Winter League. Has a degree in physiotherapy from Arturo Michelena University (VZ).

ERVIS MANZANILLO – Strength and Conditioning Coach

Born: Maracay, VZ... **Resides:** Maracay... Former pitcher. Joined the player development staff in 2015 as strength and conditioning coach for the Venezuelan Summer League Phillies (R) before taking on the same role with the Dominican Summer League Phillies (R) in 2016. Pitched in the Phillies minor league system for four years (2009-12), going 13-18 with a 4.85 ERA.

MINOR LEAGUE AFFILIATES



LEHIGH VALLEY IRONPIGS

International League (Triple-A)

Phillies affiliate since 2008

Ballpark: Coca-Cola Park
General Manager: Kurt Landes
Manager: Anthony Contreras
Address:
1050 IronPigs Way
Allentown, PA 18109
Phone: (610) 841-PIGS
Website: milb.com/lehigh-valley



READING FIGHTINS

Eastern League (Double-A)

Phillies affiliate since 1967

Ballpark: FirstEnergy Stadium
General Manager: Scott Hunsicker
Manager: Shawn Williams
Mailing Address:
P.O. Box 15050
Reading, PA 19612
Street Address:
1900 Centre Avenue
Reading, PA 19605
Phone: (610) 375-8469
Website: milb.com/reading



JERSEY SHORE BLUECLAWS

South Atlantic League (High-A)

Phillies affiliate since 2001

Ballpark: FirstEnergy Park
General Manager: Joe Ricciutti
Manager: Keith Werman
Address:
2 Stadium Way
Lakewood, NJ 08701
Phone: (732) 901-7000
Website: milb.com/jersey-shore



CLEARWATER THRESHERS

Florida State League (Single-A)

Phillies affiliate since 1985

Ballpark: BayCare Ballpark
General Manager: Jason Adams
Manager: Marty Malloy
Address:
601 N. Old Coachman Road
Clearwater, FL 33765
Phone: (727) 712-4300
Website: milb.com/clearwater



FCL PHILLIES

Florida Complex League (R)

Phillies affiliate since 1999

Ballpark: Carpenter Complex
General Manager: Lee McDaniel
FCL Phillies Managers: Chris Adamson
and Roly deArmas
Address:
651 N. Old Coachman Road
Clearwater, FL 33765
Phone: (727) GO-PHILS



DSL PHILLIES

Dominican Summer League (R)

Phillies affiliate since 2002

DSL Phillies Red Manager: Nerluis Martínez
DSL Phillies White Manager: Orlando Muñoz

2021 MINOR LEAGUE NOTES

SEASON IN REVIEW

Philadelphia's minor league affiliates posted a combined record of 304-324 (.484). Lehigh Valley finished 2nd in fielding percentage (.984) among all triple-A clubs, committing 72 errors in 4,369 total chances. They trailed only Buffalo (.984) by percentage points. Reading slugged 121 homers, the most among Philadelphia's minor league affiliates. During the month of June, the Fightins led all double-A teams with 41 home runs. Jersey Shore turned 97 double plays, which was tops among all high-A teams. Jersey Shore's pitching staff tossed 12 shutouts, which ranked 3rd among all high-A clubs. Clearwater pitchers averaged 10.99 SO/9.0 IP (1,182 SO, 967.2 IP). The Florida Complex League Phillies posted an .811 OPS, the 2nd-best mark in the FCL, behind only the FCL Yankees (.843). The Dominican Summer League Phillies Red posted a 2.96 ERA (147 ER, 447.1 IP), which ranked 2nd in the DSL, trailing only the DSL Nationals (2.93).

PHILLIES 2021

Team	W	L	PCT
Lehigh Valley	53	75	.414
Reading	48	65	.425
Jersey Shore	56	62	.475
Clearwater	52	64	.448
FCL Phillies	26	14	.650
DSL Phillies Red	33	24	.579
DSL Phillies White	36	20	.643
Overall	304	324	.484

ATTENDANCE

Affiliate	League	*Rank	Attendance	Avg/Game
Lehigh Valley	Triple-A East	5th	356,355	5,842
Reading	Double-A NE	3rd	226,667	4,626
Jersey Shore	High-A East	4th	150,873	2,743
Clearwater	Low-A SE	1st	108,111	2,120

* Based on avg. per game

PAUL OWENS AWARD WINNERS

The Phillies selected infielder Bryson Stott and right-handed pitcher Jean Cabrera as the recipients of the 2021 Paul Owens Award, presented annually to the organization's top minor league player and pitcher.

Stott, who started at second base for the National League squad in last summer's All-Star Futures Game at Coors Field, posted a .299/.390/.486 slash line with 26 doubles, two triples, 16 homers, 49 RBI, 71 runs, 65 walks and 10 steals in 112 combined games with Jersey Shore (22 G), Reading (80 G) and Lehigh Valley (10 G). The left-handed hitter was named Phillies Minor League Hitter of the Month in both May and August, collecting the most hits (42) across the minors during the latter month. He led all Phillies minor leaguers (min. 225 PA) in hits (125), runs, total bases (203), AVG, OBP and OPS (.876). Among qualifying Double-A Northeast hitters, he ranked 2nd in AVG (.301), 7th in OBP (.368) and 9th in OPS (.848).

Cabrera went 3-2 with a 1.54 ERA (9 ER, 52.2 IP) in 13 starts with the rookie-level Dominican Summer League Phillies White. During his first professional season, he posted a 0.84 WHIP while holding opponents to a .185 AVG (34-184). Additionally, he had 61 strikeouts and surrendered just one home run to the 196 batters he faced. He tossed 24.0 consecutive innings without allowing an earned run from July 23-Aug. 21. Among qualifying DSL pitchers, Cabrera finished the season ranked 6th in ERA & WHIP, T-9th in OBP AVG and T-10th in starts. He became the first 19-year-old pitcher to win the Paul Owens Award since righty Carlos Carrasco in 2006.

ORGANIZATIONAL LEADERS (FULL SEASON)

Batting	
*Average	Bryson Stott (JS, REA, LV) .299
*OPS	Bryson Stott (JS, REA, LV) .876
Games	Darick Hall (LV) 120
At-bats	Bryson Stott (JS, REA, LV) 418
PA	Bryson Stott (JS, REA, LV) 487
Runs	Bryson Stott (JS, REA, LV) 71
Hits	Bryson Stott (JS, REA, LV) 125
Doubles	Darick Hall (LV) 27
Triples	Mickey Moniak (LV) 8
Home runs	Jhailyn Ortiz (JS, REA) 23
RBI	Mickey Moniak (LV) 65
Total bases	Bryson Stott (JS, REA, LV) 203
Walks	Baron Radcliff (CLR) 70
Strikeouts	McCarthy Tatum (JS, REA) 126
Stolen bases	Johan Rojas (CLR, JS) 33
*Min. 300 PA	

Pitching	
Wins	Austin Ross (REA, LV) 8
Losses	Victor Vargas (CLR, JS, LV)
*ERA	Francisco Morales (REA, LV) 14
*WHIP	Adam Leverett (JS, REA, LV) 3.48
Games	Josh Hendrickson (JS, REA, LV) 1.13
	Jeff Singer (LV) 44
	Mike Adams (JS, LV)
Starts	Francisco Morales (REA, LV) 22
CG	Ethan Lindow (JS, REA) 1
	Colton Eastman (REA, LV)
Shutouts	Ethan Lindow (JS, REA) 1
	Colton Eastman (REA, LV)
Saves	Brian Marconi (JS, REA, LV) 15
IP	Jack Perkins (JS, REA, LV) 100.2
Walks	Francisco Morales (REA, LV) 67
Strikeouts	Francisco Morales (REA, LV) 117
*Min. 75.0 IP	

ORGANIZATIONAL LEADERS (SHORT SEASON)

Batting	
*Average	Erick Brito (DSLW) .327
*OPS	Erick Brito (DSLW) .836
Games	Erick Brito (DSLW) 54
At-bats	Ricardo Rosario (DSLW) 162
PA	Erick Brito (DSLW) 202
Runs	José Leanez (DSLW) 30
Hits	Erick Brito (DSLW) 50
Doubles	Jehisbert Sevilla (DSLW) 10
Triples	Kliubert Avila (DSLW) 3
	Solardo Rodríguez (DSLW)
	Ricardo Rosario (DSLW)
Home runs	Alexeis Azuaje (FCL) 5
	Jamari Baylor (FCL)
	Marcus Lee Sang (FCL)
RBI	Ricardo Rosario (DSLW) 24
Total bases	Solardo Rodríguez (DSLW) 57
Walks	Erick Brito (DSLW) 40
Strikeouts	Yemal Flores (DSLW) 50
Stolen bases	Erick Brito (DSLW) 20
*Min. 125 PA	

Pitching	
Wins	Douglas Mijares (DSLW, DSLW) 8
Losses	Javier Fuenmayor (DSLW) 4
*ERA	Jean Cabrera (DSLW) 1.54
*WHIP	Estibenzon Jiménez (DSLW) 0.82
Games	Jesús Querales (DSLW) 19
Starts	Joel Valdez (DSLW) 15
CG	N/A
Shutouts	N/A
Saves	Jesús Querales (DSLW) 8
IP	Oswald Medina (DSLW) 58.1
Walks	Danyony Pulido (DSLW) 25
Strikeouts	Oswald Medina (DSLW) 65
*Min. 40.0 IP	

2021 LEHIGH VALLEY REVIEW

Finished 4th in Triple-A East's Northeast Division (53-75, .414)... **STAFF** – Manager: Gary Jones; Hitting Coach: Garey Ingram; Pitching Coach: Aaron Fultz; Position Coach: Pat Borders; Athletic Trainer: Christian Bermudez; Strength and Conditioning Coach: Mike Lidghe.

LEAGUE LEADERS – TEAM: 17th in team batting average (.236), 14th in team ERA (5.03) and 2nd in team fielding percentage (.984)... **BATTING** – **Sacrifice hits:** Charlie Tilson, T-6th (4)... **Sacrifice flies:** Mickey Moniak, 1st (8)... **Hit by pitches:** Darick Hall, T-9th (12)... **RBI:** Mickey Moniak, T-9th (65)... **Triples:** Mickey Moniak, 1st (8)... **Doubles:** Darick Hall, T-7th (27)... **Plate appearances:** Darick Hall, 6th (471)... **Intentional walks:** Mickey Moniak, T-2nd (4)... **Games:** Darick Hall, 1st (120)... **PITCHING** – **Runs:** David Parkinson, T-6th (73)... **Hit batsmen:** Mark Appel & David Paulino, T-10th (9)... **Losses:** David Parkinson, 1st (11)... **Shutouts:** Colton Eastman, T-2nd (1)... **Games:** Jeff Singer, T-9th (44)... **Earned runs:** David Parkinson, T-6th (69).

PLAYER	AVG	G	AB	R	H	TB	2B	3B	HR	RBI	SH	SF	HP	BB	IBB	SO	SB	CS	DP	OBP	SLG	OPS
Bohm, A	.271	15	59	8	16	24	5	0	1	6	0	1	1	7	0	15	3	1	0	.353	.407	.760
Bonifacio, J	.261	44	153	28	40	72	13	2	5	19	0	1	1	28	0	41	4	2	3	.377	.471	.848
Brito, D	.286	8	28	6	8	17	1	1	2	8	0	0	0	4	0	7	0	1	0	.375	.607	.982
Cabral, E	.221	29	86	11	19	26	5	1	0	11	0	1	1	14	0	32	0	0	3	.333	.302	.636
Chatham, C	.271	50	155	20	42	59	6	1	3	23	0	2	6	13	1	27	0	1	4	.347	.381	.727
Conley, J	.111	7	18	3	2	4	2	0	0	0	0	0	0	3	0	10	0	0	0	.238	.222	.460
Cordell, R	.198	57	197	31	39	81	6	0	12	28	0	2	3	24	0	87	8	1	0	.292	.411	.703
Durán, R	.267	4	15	3	4	8	1	0	1	3	0	0	0	1	0	4	0	0	1	.313	.533	.846
Elmore, J	.225	15	40	7	9	11	2	0	0	9	0	0	1	10	0	6	1	1	1	.392	.275	.667
Fassnacht, N	.667	2	3	2	2	2	0	0	0	1	0	0	1	0	0	1	0	0	0	.750	.667	1.417
Francisco, F	.500	2	2	0	1	1	0	0	0	0	0	0	1	0	0	1	0	0	0	.667	.500	1.167
Frischia, V	.333	1	3	1	1	2	1	0	0	0	0	0	0	1	0	1	0	0	0	.500	.667	1.167
Galvis, F	.222	5	18	1	4	7	0	0	1	1	0	0	0	2	0	4	0	0	0	.300	.389	.689
Gamboa, A	.234	36	94	16	22	33	3	1	2	9	0	0	1	16	0	24	4	1	1	.351	.351	.702
Gozzo, S	.149	39	87	9	13	14	1	0	0	6	1	0	1	9	0	27	0	0	0	.237	.161	.398
Gregorius, D	.474	7	19	4	9	14	2	0	1	4	0	0	0	4	0	1	0	0	0	.565	.737	1.302
Guthrie, D	.292	37	130	17	38	57	13	0	2	13	2	0	2	5	0	31	2	1	1	.328	.438	.767
Hall, D	.230	120	400	46	92	161	27	0	14	60	0	3	12	55	1	100	0	2	7	.338	.403	.741
Haseley, A	.224	41	156	18	35	46	2	0	3	14	0	1	1	12	0	33	7	2	4	.282	.295	.577
Heineman, T	.274	20	62	5	17	19	2	0	0	6	3	0	0	9	0	12	0	1	1	.366	.306	.673
Herrera, O	.500	2	8	2	4	7	0	0	1	2	0	0	0	2	0	1	1	0	0	.600	.875	1.475
Iser, H	.000	1	1	0	0	0	0	0	0	0	0	0	0	0	0	0	0	0	0	.000	.000	.000
Jankowski, T	.304	19	56	16	17	21	4	0	0	6	1	0	0	15	1	9	4	3	0	.451	.375	.826
Joyce, M	.333	2	9	1	3	7	1	0	1	3	0	0	0	1	0	1	0	0	0	.400	.778	1.178
Kingery, S	.181	23	72	11	13	21	4	2	0	5	0	2	1	13	0	27	3	0	1	.307	.292	.598
Knapp, A	.125	3	8	2	1	1	0	0	0	0	0	0	0	4	0	4	0	0	0	.417	.125	.542
Listi, A	.221	56	190	16	42	52	7	0	1	20	0	2	3	19	0	46	0	0	7	.299	.274	.573
Marchan, R	.203	67	237	28	48	55	7	0	0	19	0	1	4	23	0	45	1	0	10	.283	.232	.515
Maton, N	.199	63	206	29	41	71	11	2	5	27	2	2	4	38	0	60	3	2	3	.332	.345	.677
Moniak, M	.238	99	365	42	87	163	15	8	15	65	1	8	4	31	4	101	5	2	3	.299	.447	.746
Moore, L	.164	22	55	8	9	12	0	0	1	5	2	1	1	12	0	18	0	0	1	.319	.218	.537
Muzziotti, S	.200	8	25	2	5	5	0	0	0	2	2	0	0	5	0	4	2	0	1	.333	.200	.533
O'Hoppe, L	.190	6	21	2	4	8	1	0	1	3	0	0	0	2	0	4	0	0	0	.261	.381	.642
Quinn, R	.333	2	6	0	2	2	0	0	0	1	1	0	0	1	0	2	0	0	0	.429	.333	.762
Randolph, C	.234	48	145	26	34	56	7	0	5	20	0	0	0	19	0	50	5	0	7	.323	.386	.709
Rivera, T	.314	31	86	13	27	44	5	0	4	24	0	4	4	5	0	16	1	0	3	.364	.512	.875
Segura, J	.750	2	4	2	3	4	1	0	0	0	0	0	1	0	0	0	0	0	0	.800	1.000	1.800
Stephen, J	.000	3	8	1	0	0	0	0	0	0	0	0	0	2	0	2	0	0	0	.200	.000	.200
Stott, B	.303	10	33	4	10	13	0	0	1	3	0	0	0	8	0	8	1	0	0	.439	.394	.833
Tejada, R	.231	72	225	26	52	59	5	1	0	15	0	1	6	32	0	46	1	3	6	.341	.262	.603
Tilson, C	.296	59	203	42	60	82	13	3	1	27	4	2	5	17	0	47	13	2	2	.361	.404	.765
Torreyes, R	.276	9	29	3	8	12	4	0	0	4	0	0	1	6	0	6	0	0	0	.417	.414	.830
Vierling, M	.248	55	206	25	51	74	6	1	5	31	0	3	3	24	0	46	5	1	3	.331	.359	.690
Williams, C	.000	1	2	0	0	0	0	0	0	1	0	0	0	0	0	0	0	0	0	.000	.000	.000
Williams, L	.270	32	126	21	34	43	5	2	0	15	0	4	1	12	0	29	7	3	5	.329	.341	.670
Totals	.236	128	4118	564	971	1473	188	25	88	520	22	41	69	513	7	1071	81	30	80	.328	.358	.685

2021 LEHIGH VALLEY REVIEW (cont.)

PLAYER	W-L	ERA	G	GS	CG	GF	SHO	SV	IP	H	R	ER	HR	HB	BB	IBB	SO	WP	BK	AVG
Adams, M	1-1	3.65	30	0	0	12	0	1	37.0	35	15	15	1	4	19	1	29	4	0	.257
Alexander, T	2-2	4.44	9	4	0	1	0	0	26.1	26	13	13	4	1	12	0	21	2	0	.250
Alvarado, J	0-0	0.00	1	1	0	0	0	0	1.0	0	0	0	0	0	1	0	1	0	0	.000
Anderson, C	1-2	5.71	5	5	0	0	0	0	17.1	21	11	11	2	1	5	0	14	2	0	.300
Appel, M	3-5	6.17	15	9	0	1	0	0	46.2	38	33	32	8	9	34	1	36	4	0	.226
Bedrosian, C	2-2	2.25	16	0	0	7	0	2	20.0	18	7	5	1	0	7	0	20	1	0	.240
Bradley, A	0-0	4.50	2	0	0	0	0	0	2.0	2	1	1	0	0	1	0	1	0	0	.250
Brogdon, C	0-0	0.00	1	1	0	0	0	0	1.0	0	0	0	0	0	0	0	2	0	0	.000
Conley, J	0-0	9.00	1	0	0	1	0	0	1.0	1	1	1	0	0	2	0	1	0	0	.250
Coonrod, S	0-0	1.69	5	0	0	0	0	0	5.1	2	1	1	1	0	2	0	4	1	0	.118
Crouse, H	0-0	6.23	1	1	0	0	0	0	4.1	5	3	1	0	3	0	0	6	0	0	.294
De Los Santos, E	0-1	2.70	10	0	0	2	0	0	13.1	3	4	4	1	1	5	1	24	0	0	.073
Dohy, K	0-0	8.44	6	0	0	1	0	0	5.1	4	5	5	1	2	12	0	9	3	0	.200
Dominguez, S	0-1	7.30	12	0	0	1	0	0	12.1	13	13	10	1	3	8	0	16	1	0	.250
Eastman, C	1-1	3.00	4	4	1	0	1	0	21.0	18	7	7	1	0	7	0	14	2	0	.237
Evanko, E	3-1	4.24	10	1	0	0	0	0	23.1	21	12	11	3	1	8	0	17	0	0	.247
Falter, B	2-0	1.76	8	6	0	0	0	0	30.2	23	6	6	3	0	8	0	44	0	0	.205
Feliz, N	2-1	1.26	15	0	0	10	0	4	14.1	8	4	2	1	0	6	0	23	1	0	.160
Garcia, J	0-4	8.07	14	3	0	4	0	0	35.2	37	37	32	8	2	30	1	33	8	0	.259
Glogoski, K	0-1	54.00	1	1	0	0	0	0	1.0	2	6	6	1	1	3	0	3	0	0	.400
Guerrieri, T	0-0	6.48	7	0	0	2	0	0	8.1	11	7	6	2	0	3	0	10	0	2	.333
Hammer, J	2-0	3.80	20	0	0	9	0	1	23.2	20	11	10	3	2	13	0	36	1	0	.225
Hendrickson, J	0-1	6.23	1	0	0	0	0	0	4.1	1	3	3	0	0	6	0	3	0	0	.071
Hernandez, J	3-2	4.86	27	0	0	7	0	2	33.1	32	21	18	2	1	16	1	36	3	0	.252
Howard, S	1-0	1.25	6	6	0	0	0	0	21.2	13	3	3	1	0	9	0	28	0	0	.171
Jones, D	1-5	5.44	34	0	0	7	0	1	41.1	39	27	25	3	4	36	2	57	4	1	.248
Kaminsky, R	0-0	0.00	1	0	0	0	0	0	1.0	0	0	0	0	1	1	0	2	0	0	.000
Kintzler, B	0-0	0.00	2	0	0	0	0	0	2.0	0	0	0	0	0	1	0	0	0	0	.000
Lackney, N	0-0	18.00	1	0	0	1	0	0	1.0	3	2	2	0	0	2	0	0	0	0	.600
Lail, B	1-0	6.08	31	1	0	10	0	1	40.0	38	28	27	9	4	25	1	43	1	0	.257
Leverett, A	1-0	4.00	2	2	0	0	0	0	9.0	8	4	4	2	0	3	0	8	0	0	.250
Listi, A	0-0	0.00	1	0	0	1	0	0	1.0	0	0	0	0	0	0	0	0	0	0	.000
Llovera, M	2-2	3.46	32	4	0	10	0	5	52.0	41	21	20	5	5	24	2	48	3	1	.212
Marconi, B	0-0	15.75	4	0	0	0	0	0	4.0	9	7	7	0	2	6	0	2	0	0	.474
McAllister, Z	1-1	5.19	9	0	0	2	0	0	8.2	12	6	5	2	1	6	1	8	1	0	.316
Medina, A	4-5	5.05	17	17	0	0	0	0	67.2	71	48	38	10	1	26	1	55	4	1	.264
Mitchell, B	3-1	6.04	20	0	0	6	0	1	28.1	32	20	19	2	1	16	1	20	4	0	.302
Moore, M	0-2	4.66	5	5	0	0	0	0	19.1	20	10	10	5	1	11	0	22	0	0	.267
Morales, F	0-1	0.00	2	2	0	0	0	0	8.2	6	4	0	0	3	7	0	7	0	0	.188
Ogle, B	1-3	9.95	20	0	0	5	0	0	19.0	30	23	21	5	2	14	0	18	2	0	.380
Parkinson, D	1-11	7.93	20	18	0	1	0	0	78.1	109	73	69	16	4	28	0	68	1	0	.323
Paulino, D	4-4	4.06	30	7	0	8	0	2	75.1	67	36	34	7	9	34	1	79	8	0	.238
Perkins, J	0-3	5.40	6	6	0	0	0	0	25.0	33	17	15	3	2	7	0	21	0	0	.320
Ross, A	1-0	1.04	7	1	0	1	0	0	8.2	3	2	1	0	0	6	0	12	0	0	.100
Rosso, R	0-2	4.60	21	3	0	3	0	0	29.1	28	23	15	2	3	19	1	28	5	0	.259
Sánchez, C	5-6	4.68	19	17	0	0	0	0	73.0	58	39	38	4	2	48	0	89	4	1	.211
Singer, J	3-3	4.75	44	0	0	12	0	3	53.0	51	30	28	2	4	26	1	67	5	0	.254
Vargas, V	1-0	0.00	1	1	0	0	0	0	5.0	2	0	0	0	0	2	0	3	0	0	.118
Velasquez, V	0-0	2.70	2	2	0	0	0	0	6.2	2	2	2	1	0	3	0	12	0	0	.095
Warren, Z	0-0	60.75	2	0	0	0	0	0	1.1	8	9	9	0	0	3	0	2	1	0	.667
Zarbnsky, B	1-1	7.24	8	0	0	2	0	0	13.2	12	13	11	4	2	5	0	11	0	0	.226
Totals	53-75	5.03	128	128	1	127	5	23	1082.2	1036	668	605	128	79	579	16	1113	76	6	.251

2021 PHILLIES MINOR LEAGUE HITTERS, PITCHERS & DEFENDERS OF THE MONTH

	HITTER(S)	PITCHER(S)	DEFENDER
May	INF Bryson Stott (REA)	LHP Bailey Falter (LV)	INF Luke Williams (REA)
June	OF Matt Vierling (LV)	RHP Adam Leverett (JS)	INF Madison Stokes (CLR)
		RHP Victor Vargas (CLR)	
July	INF Daniel Brito (LV)	LHP Ethan Lindow (JS)	INF Arquímedes Gamboa (LV)
	OF Jhailyn Ortíz (REA)		
August	INF Bryson Stott (REA)	RHP James McArthur (REA)	OF Matt Vierling (LV)
September	OF Johan Rojas (JS)	RHP Manuel Urías (DSLRL)	INF Jonathan Guzmán (JS)

2021 READING REVIEW

Finished 5th in Double-A Northeast's Northeast Division (48-65, .425)... **STAFF** – Manager: Shawn Williams; Hitting Coach: Tyler Henson; Pitching Coach: Brad Bergesen; Development Coach: Nerluis Martinez; Athletic Trainer: Kris Terrian; Strength and Conditioning Coach: Kenny Matanane.

LEAGUE LEADERS – TEAM: 10th in team batting average (.232), 11th in team ERA (4.81) and 5th in team fielding percentage (.977)... **BATTING – Sacrifice flies:** Josh Stephen, T-4th (6)... **Batting average:** Bryson Stott, 2nd (.301)... **On-base percentage:** Bryson Stott, 7th (.368)... **OPS:** Bryson Stott, 9th (.848)... **Triples:** Daniel Brito, T-7th (4)... **Intentional walks:** Jorge Bonifacio & Daniel Brito, T-2nd (2)... **PITCHING – Runs:** Francisco Morales, 2nd (26)... **Earned runs:** Francisco Morales, 3rd (64)... **Hit batsmen:** James McArthur, T-7th (8)... **Walks:** Francisco Morales, 1st (60)... **Strikeouts:** Francisco Morales, 2nd (110)... **Wins:** Austin Ross, T-5th (7)... **Losses:** Francisco Morales, 1st (13)... **Saves:** Brian Marconi, 2nd (15)... **Starts:** Francisco Morales, T-4th (20)... **Games:** Zach Warren, T-7th (37)... **GDP:** Nick Lackney, T-10th (8).

PLAYER	AVG	G	AB	R	H	TB	2B	3B	HR	RBI	SH	SF	HP	BB	IBB	SO	SB	CS	DP	OBP	SLG	OPS
Bonifacio, J	.251	49	171	31	43	92	13	0	12	41	0	2	1	24	2	41	1	0	1	.343	.538	.881
Brito, D	.296	63	247	37	73	113	14	4	6	22	2	0	3	23	2	46	3	3	3	.363	.457	.820
Cedeno, J	.000	1	0	0	0	0	0	0	0	0	0	0	0	1	0	0	0	0	0	1.000	1.000	1.000
Conley, J	.155	44	142	20	22	41	5	1	4	12	2	0	1	16	1	46	1	0	6	.245	.289	.534
Cornelius, C	.220	26	91	11	20	28	5	0	1	5	1	0	0	3	0	23	0	1	4	.245	.308	.552
Cumana, G	.259	42	147	18	38	49	5	0	2	18	0	0	3	12	0	16	0	0	4	.327	.333	.660
Durán, R	.193	31	114	10	22	44	7	0	5	10	0	0	0	5	0	24	0	0	5	.227	.386	.613
Fitch, C	.176	39	102	14	18	34	6	2	2	5	0	0	2	28	1	42	5	0	2	.364	.333	.697
Gamboia, A	.230	68	230	33	53	89	12	0	8	26	0	1	0	40	0	69	6	0	3	.343	.387	.730
Gonzalez, O	.294	6	17	1	5	5	0	0	0	0	0	0	0	1	0	8	0	0	1	.333	.294	.628
Gozzo, S	.119	17	42	7	5	6	1	0	0	1	0	0	0	4	0	17	0	0	0	.196	.143	.338
Guthrie, D	.242	47	165	17	40	60	4	2	4	15	1	0	3	15	1	41	3	2	4	.317	.364	.681
Hearn, H	.162	12	37	3	6	7	1	0	0	0	0	0	0	6	0	9	1	0	1	.279	.189	.468
Joyce, M	.250	5	12	1	3	6	0	0	1	3	0	1	1	3	0	4	0	0	0	.412	.500	.912
Kroon, M	.301	45	163	19	49	76	6	3	5	22	1	1	3	13	0	45	6	4	3	.361	.466	.827
Landon, L	.198	26	81	4	16	23	4	0	1	9	0	1	1	3	0	24	1	0	2	.233	.284	.516
Marchan, R	.200	1	5	1	1	2	1	0	0	0	0	0	0	0	0	1	0	0	0	.200	.400	.600
Matera, N	.208	21	72	12	15	32	2	0	5	9	0	0	0	11	0	23	0	0	0	.313	.444	.758
Miller, L	.213	88	277	35	59	113	15	0	13	39	0	3	6	21	0	97	0	0	5	.280	.408	.688
Muzziotti, S	.313	4	16	1	5	7	2	0	0	6	1	0	0	1	0	2	0	0	0	.353	.438	.790
O'Hoppe, L	.296	13	54	6	16	26	1	0	3	7	0	0	2	1	0	9	0	0	0	.333	.481	.815
Ortiz, J	.208	21	77	7	16	29	1	0	4	6	0	0	2	9	0	27	0	0	3	.307	.377	.683
Stassi, B	.169	25	71	8	12	18	0	0	2	8	0	1	0	20	0	10	0	0	5	.348	.254	.601
Stephen, J	.208	97	317	34	66	109	15	2	8	44	0	6	5	42	0	87	5	3	4	.305	.344	.649
Stokes, M	.240	94	342	41	82	139	20	2	11	40	0	3	3	31	0	104	2	2	5	.306	.406	.712
Stott, B	.301	80	312	49	94	150	22	2	10	36	0	4	0	35	1	78	6	2	4	.368	.481	.848
Tatum, M	.181	59	193	20	35	66	8	1	7	19	0	3	7	15	0	74	3	2	3	.261	.342	.603
Vierling, M	.345	24	87	16	30	56	6	1	6	16	0	2	1	12	0	18	5	1	2	.422	.644	1.065
Williams, C	.000	1	2	0	0	0	0	0	0	0	0	0	0	1	0	2	1	0	0	.333	.000	.333
Zabala, A	.000	5	1	0	0	0	0	0	0	0	0	0	0	0	0	1	0	0	0	.000	.000	.000
Totals	.232	113	3666	457	852	1433	176	21	121	423	12	28	44	400	8	1032	49	20	72	.313	.391	.704

2021 READING REVIEW (cont.)

PLAYER	W-L	ERA	G	GS	CG	GF	SHO	SV	IP	H	R	ER	HR	HB	BB	IBB	SO	WP	BK	AVG
Appel, M	0-1	5.84	8	6	0	0	0	0	24.2	28	16	16	4	4	15	0	24	1	0	.292
Armenta, E	1-0	0.00	1	0	0	0	0	0	2.0	1	0	0	0	0	1	0	2	0	0	.143
Brown, A	0-0	12.38	5	0	0	1	0	0	8.0	17	16	11	4	1	4	0	8	0	0	.395
Brown, B	0-0	0.00	1	0	0	0	0	0	1.0	0	0	0	0	0	2	0	1	1	0	.000
Carr, T	1-0	5.61	33	0	0	6	0	0	51.1	57	34	32	8	7	22	0	44	6	1	.291
Cesar, J	0-1	10.29	6	0	0	2	0	1	7.0	7	8	8	2	0	8	0	7	0	0	.250
Crouse, H	2-2	2.73	6	6	0	0	0	0	29.2	24	9	9	3	2	12	0	38	2	0	.222
Dohy, K	4-0	2.17	26	0	0	8	0	2	37.1	17	9	9	2	6	16	0	56	7	0	.135
Dominguez, S	1-0	14.40	4	0	0	0	0	0	5.0	8	8	8	4	1	3	0	3	1	1	.333
Eastman, C	0-3	3.55	11	7	0	0	0	0	33.0	24	15	13	4	0	16	0	34	7	0	.198
Eflin, Z	0-0	0.00	1	1	0	0	0	0	2.1	1	0	0	0	0	0	0	3	0	0	.125
Evanko, E	0-0	0.00	2	0	0	1	0	0	2.0	1	0	0	0	0	1	0	2	0	0	.143
Garcia, J	0-4	10.69	6	4	0	0	0	0	16.0	32	24	19	5	2	4	0	17	3	0	.405
Glogoski, K	0-2	8.03	5	3	0	0	0	0	12.1	17	13	11	5	2	13	0	15	2	0	.327
Hendrickson, J	4-3	3.64	14	11	0	2	0	0	71.2	63	29	29	12	4	21	0	63	3	0	.240
Hennigan, J	0-3	7.04	32	0	0	6	0	0	38.1	45	33	30	3	4	27	1	41	5	1	.287
Hernandez, J	1-1	4.50	15	0	0	11	0	4	20.0	18	11	10	3	1	5	0	33	0	0	.237
Lackney, N	3-1	3.74	19	0	0	1	0	0	33.2	25	16	14	4	2	24	0	27	6	0	.214
Lehman, T	1-0	3.52	5	3	0	0	0	0	15.1	14	7	6	0	0	11	0	20	3	0	.241
Leverett, A	2-5	5.50	8	8	0	0	0	0	36.0	38	24	22	5	3	13	0	36	3	0	.273
Lindow, E	0-2	6.11	6	5	0	0	0	0	17.2	19	12	12	5	2	11	0	23	0	0	.268
Marconi, B	1-2	2.27	34	0	0	23	0	15	43.2	31	12	11	5	1	21	1	56	1	0	.200
McArthur, J	2-6	4.48	19	15	0	2	0	0	74.1	74	41	37	9	8	23	0	78	4	0	.258
Mezquita, J	0-0	3.00	1	1	0	0	0	0	3.0	4	1	1	0	0	2	0	4	0	0	.333
Morales, F	4-13	6.94	22	20	0	0	0	0	83.0	76	72	64	11	7	60	0	110	12	0	.240
Parkinson, D	0-0	0.00	1	0	0	1	0	1	3.0	0	0	0	0	0	0	0	5	0	0	.000
Paulino, D	1-0	1.50	1	1	0	0	0	0	6.0	3	2	1	1	1	2	0	5	1	0	.150
Perkins, J	3-2	4.25	12	11	0	0	0	0	59.1	62	29	28	10	3	20	0	52	1	0	.268
Phillips, T	0-0	6.35	4	4	0	0	0	0	11.1	12	9	8	2	0	3	0	11	1	0	.267
Potter, M	0-1	14.73	4	0	0	2	0	0	3.2	6	7	6	1	1	6	0	6	1	0	.375
Reyes, C	1-1	2.53	8	0	0	4	0	0	10.2	14	9	3	3	0	4	0	9	1	0	.292
Ross, A	7-2	5.58	27	0	0	9	0	0	40.1	34	26	25	6	1	27	0	49	2	1	.230
Santos, V	1-1	3.05	4	4	0	0	0	0	20.2	17	7	7	2	0	4	0	15	0	0	.227
Skirrow, N	1-3	5.70	7	3	0	1	0	0	23.2	29	17	15	5	0	9	0	18	1	0	.284
Sullivan, B	1-1	3.00	15	0	0	5	0	2	18.0	12	8	6	0	0	6	10	0	27	4	.190
Warren, Z	1-2	2.64	37	0	0	14	0	3	44.1	28	17	13	5	1	34	1	70	8	0	.177
Zabala, A	1-2	7.52	19	0	0	5	0	0	26.1	28	24	22	5	3	11	0	43	4	1	.269
Zarbniisky, B	4-1	3.26	19	0	0	9	0	5	30.1	21	12	11	6	0	5	0	33	2	0	.189
Totals	48-65	4.81	113	113	0	113	5	33	966.0	907	577	516	144	73	470	3	1088	93	5	.247

2021 MINOR LEAGUE ALL-STARS

MILB.COM ORGANIZATION ALL-STARS

C Logan O'Hoppe	OF Jhailyn Ortiz
1B Vito Friscia	OF Matt Vierling
2B Daniel Brito	LHS Josh Hendrickson
3B Erick Brito	RHS Adam Leverett
SS Bryson Stott	RP Carlo Reyes
OF Jorge Bonifacio	

LEAGUE ALL-STAR SELECTIONS

LHP Brian Marconi (REA)	Double-A Northeast All-Star
DH Jhailyn Ortiz (JS)	High-A East All-Star
RHP Blake Brown (JS)	High-A East All-Star

2021 JERSEY SHORE REVIEW

Finished 3rd in High-A East's North Division (56-62, .475)... **STAFF** – Manager: Chris Adamson; Hitting Coach: Rafael DeLima; Pitching Coach: Matt Hockenberry; Development Coach: Adan Ordoñez; Athletic Trainer: Andrew Dodgson; Strength and Conditioning Coach: Bruce Peditto.

LEAGUE LEADERS – TEAM: 12th in team batting average (.221), 6th in team ERA (4.56) and 3rd in team fielding percentage (.976)... **BATTING – Sacrifice hits:** Hunter Markwardt, 1st (6); Jonathan Guzmán, T-2nd (5); José Tortolero and Corbin Williams, T-7th (3); Nicolas Torres, T-10th (2)... **Sacrifice flies:** Logan O'Hoppe, T-1st (6); Vito Friscia and Herbert Iser, T-6th (5)... **Batting average:** Logan O'Hoppe, 9th (.270)... **Hit by pitches:** Jhailyn Ortiz, T-8th (10)... **Walks:** Vito Friscia, 9th (45); Nate Fassnacht, T-10th (44)... **Triples:** Jonathan Guzmán, T-4th (5); Hunter Markwardt, T-8th (4)... **At-bats:** Jonathan Guzmán, 10th (379)... **Games:** Jonathan Guzmán, T-4th (105)... **PITCHING – Runs:** Jonathan Hughes, T-8th (54)... **Earned Runs:** Jhordany Mezquita, T-8th (51)... **GIDP:** Jhordany Mezquita, T-5th (8); Aidan Anderson and Tyler McKay, T-9th (7)... **Walks:** Jhordany Mezquita, 3rd (46); Jonathan Hughes, T-9th (37)... **Hits:** Jonathan Hughes, T-7th (90)... **Saves:** Blake Brown, T-3rd (8)... **Complete games:** Ethan Lindow, T-1st (1)... **Shutouts:** Ethan Lindow, T-1st (1)... **Losses:** Jonathan Hughes and Jhordany Mezquita, T-4th (8).

PLAYER	AVG	G	AB	R	H	TB	2B	3B	HR	RBI	SH	SF	HP	BB	IBB	SO	SB	CS	DP	OBP	SLG	OPS
Cornelius, C	.263	13	38	3	10	12	0	1	0	4	0	2	2	2	0	14	0	0	0	.318	.316	.634
De La Cruz, C	.242	17	62	10	15	28	4	0	3	14	0	1	0	5	0	23	0	0	2	.294	.452	.746
Fassnacht, N	.207	69	227	41	47	81	10	3	6	28	0	0	1	44	0	110	7	4	1	.338	.357	.695
Francisco, F	.500	1	4	0	2	2	0	0	0	0	0	0	0	0	0	1	0	0	0	.500	.500	1.000
Friscia, V	.265	76	257	32	68	107	14	2	7	40	0	5	5	45	0	88	3	0	4	.378	.416	.794
García, L	.224	16	58	6	13	21	2	0	2	8	1	1	0	10	0	19	4	0	0	.333	.362	.695
Gonzalez, O	.000	1	4	0	0	0	0	0	0	1	0	0	0	1	0	1	0	0	0	.200	.000	.200
Gozzo, S	.154	7	26	1	4	4	0	0	0	3	0	0	0	1	0	5	0	0	0	.185	.154	.339
Greenwalt, K	.172	62	186	12	32	42	4	0	2	11	0	0	3	22	0	65	9	1	3	.270	.226	.496
Guzman, J	.185	105	379	42	70	107	9	5	6	25	5	3	1	29	0	108	17	5	8	.243	.282	.525
Haseley, A	.281	8	32	7	9	13	1	0	1	4	0	1	0	5	0	5	0	0	1	.368	.406	.775
Hearn, H	.106	30	94	7	10	20	4	0	2	7	0	2	2	9	0	43	1	1	3	.196	.213	.409
Iser, H	.177	68	232	18	41	71	11	2	5	31	0	5	3	13	1	80	0	0	4	.225	.306	.531
Kroon, M	.235	4	17	2	4	6	2	0	0	0	0	0	0	1	0	5	0	0	0	.278	.353	.631
Markwardt, H	.236	55	195	33	46	66	3	4	3	19	6	1	4	18	0	66	17	1	2	.312	.338	.650
Martin, C	.136	29	110	15	15	22	4	0	1	7	1	1	1	13	0	52	2	4	0	.232	.200	.432
Matera, N	.196	13	46	8	9	16	1	0	2	7	0	0	1	5	0	19	0	0	2	.288	.348	.636
Muzziotti, S	.412	4	17	4	7	8	1	0	0	3	0	0	0	2	0	2	0	0	1	.474	.471	.944
O'Hoppe, L	.270	85	318	43	86	146	17	2	13	48	0	6	4	30	0	63	6	3	2	.335	.459	.794
Ortiz, J	.262	74	263	52	69	137	11	0	19	48	0	0	10	29	1	86	4	1	3	.358	.521	.878
Pelletier, B	.200	12	35	5	7	15	0	1	2	6	0	0	2	3	0	14	0	0	1	.300	.429	.729
Pichardo, K	.000	1	2	0	0	0	0	0	0	0	0	0	0	1	0	2	0	0	0	.333	.000	.333
Rojas, J	.344	17	64	16	22	36	3	1	3	11	0	1	2	7	0	8	8	3	0	.419	.563	.981
Rott, R	.221	23	77	4	17	24	5	1	0	12	0	0	2	9	0	19	3	1	2	.318	.312	.630
Stewart, D	.245	77	290	34	71	120	10	3	11	42	0	4	4	24	0	66	5	1	6	.307	.414	.721
Stobbe, C	.122	56	172	20	21	41	5	0	5	16	1	3	7	19	0	89	6	1	3	.234	.238	.472
Stott, B	.288	22	73	18	21	40	4	0	5	10	0	0	0	22	0	22	3	2	1	.453	.548	1.001
Tatum, M	.201	43	159	15	32	49	5	0	4	15	0	2	5	17	0	52	1	0	4	.295	.308	.603
Torres, N	.388	27	103	18	40	46	4	1	0	14	2	1	1	7	0	18	5	0	2	.429	.447	.875
Tortolero, J	.203	40	118	16	24	32	2	0	2	10	3	2	2	13	0	33	4	1	1	.289	.271	.560
Williams, C	.171	34	105	13	18	23	2	0	1	3	3	0	2	9	0	45	18	1	1	.250	.219	.469
Totals	.221	118	3763	495	830	1335	138	26	105	447	22	41	64	415	2	1223	123	30	57	.306	.355	.660

2021 JERSEY SHORE REVIEW (cont.)

PLAYER	W-L	ERA	G	GS	CG	GF	SHO	SV	IP	H	R	ER	HR	HB	BB	IBB	SO	WP	BK	AVG
Adams, M	1-1	7.59	14	0	0	4	0	0	10.2	14	10	9	0	1	9	1	13	3	0	.298
Anderson, A	2-1	4.91	27	0	0	11	0	5	47.2	39	29	26	14	5	23	0	43	6	0	.223
Armenta, E	0-0	3.14	11	0	0	7	0	2	14.1	11	6	5	1	2	11	0	30	3	0	.204
Brown, A	3-2	2.60	19	0	0	5	0	0	34.2	23	12	10	2	2	20	0	46	2	0	.183
Brown, B	2-1	3.15	33	0	0	15	0	8	40.0	22	16	14	2	4	34	0	58	6	0	.158
Brown, B	0-0	7.50	4	2	0	0	0	0	12.0	12	10	10	2	1	7	0	14	1	0	.261
Burch, T	1-0	2.45	8	0	0	7	0	4	11.0	7	4	3	1	0	2	0	18	1	1	.179
De La Cruz, J	0-1	8.69	11	0	0	3	0	0	19.2	26	19	19	6	2	18	0	19	3	0	.321
Dominguez, S	0-0	0.00	3	3	0	0	0	0	3.0	1	0	0	0	0	1	0	4	0	0	.111
Francisco, CA	2-0	6.14	11	0	0	4	0	0	14.2	13	10	10	2	3	8	0	17	0	0	.224
Garcia, J	0-1	6.75	1	1	0	0	0	0	4.0	5	3	3	0	0	2	0	3	1	0	.313
Gowdy, K	4-5	4.43	14	12	0	0	0	0	61.0	68	34	30	5	2	15	0	63	2	0	.280
Hendrickson, J	0-1	2.75	6	3	0	0	0	0	19.2	12	6	6	3	1	5	0	27	0	1	.174
Hughes, J	4-8	5.92	23	13	0	2	0	1	73.0	90	54	48	5	5	37	0	57	9	1	.307
Lackney, N	1-0	0.90	6	0	0	2	0	1	10.0	7	1	1	0	0	8	0	12	3	0	.179
Leverett, A	1-0	1.56	11	7	0	1	0	0	40.1	22	7	7	0	4	15	0	46	3	1	.159
Lindow, E	3-6	3.21	12	10	1	1	1	0	67.1	65	25	24	11	4	11	0	59	2	0	.260
Lopez, V	0-0	2.92	6	0	0	3	0	0	12.1	8	4	4	1	0	6	0	8	1	0	.186
Marconi, B	0-0	0.00	3	0	0	0	0	0	5.2	2	0	0	0	0	4	0	9	0	0	.118
McArthur, J	0-0	0.00	1	0	0	1	0	1	4.0	1	0	0	0	1	1	0	5	0	0	.077
McGarry, G	1-0	2.70	3	3	0	0	0	0	13.1	7	4	4	0	0	7	0	21	1	0	.152
McKay, T	2-4	4.76	13	9	0	0	0	0	45.1	42	32	24	3	5	22	0	31	4	0	.253
Mezquita, J	4-8	6.09	21	16	0	0	0	0	75.1	75	51	51	8	6	46	0	79	4	0	.262
Miller, E	0-0	0.00	1	1	0	0	0	0	3.1	3	0	0	0	0	3	0	4	0	0	.231
Perkins, J	0-1	5.51	5	3	0	0	0	0	16.1	17	10	10	2	2	3	0	16	0	0	.262
Phillips, T	0-0	0.00	1	1	0	0	0	0	3.0	2	0	0	0	0	1	0	1	0	0	.200
Pipkin, D	4-3	4.97	16	12	0	2	0	0	58.0	58	34	32	6	5	27	0	64	6	1	.264
Potter, M	2-2	8.13	28	0	0	10	0	3	34.1	45	35	31	10	2	18	0	48	4	0	.313
Reyes, C	5-2	3.00	19	3	0	3	0	0	39.0	27	16	13	4	1	15	0	60	4	0	.188
Santos, V	2-1	1.33	9	1	0	3	0	1	20.1	17	7	7	3	2	1	5	25	0	0	.221
Silva, M	1-0	3.24	19	2	0	7	0	3	41.2	32	19	15	5	1	21	0	39	1	1	.209
Skirrow, N	0-2	3.73	9	6	0	1	0	0	31.1	26	14	13	2	3	16	0	40	3	0	.224
Sullivan, B	0-0	1.59	5	0	0	3	0	0	5.2	1	1	1	1	0	3	0	8	0	0	.059
Sutera, T	4-3	5.89	16	2	0	4	0	0	36.2	47	26	24	5	6	11	0	23	3	0	.313
Vargas, V	3-4	10.47	8	8	0	0	0	0	32.2	48	39	38	7	4	17	0	31	4	0	.350
Wilson, R	0-1	15.63	5	0	0	1	0	0	6.1	13	12	11	1	2	5	0	9	1	0	.394
Woodward, J	0-0	4.00	13	0	0	3	0	1	18.0	23	18	8	3	2	9	0	17	2	0	.299
Yanez, G	1-0	3.38	6	0	0	3	0	1	8.0	6	5	3	0	0	4	0	9	0	0	.207
Zabala, A	2-3	5.51	14	0	0	9	0	3	16.1	14	12	10	3	2	6	0	20	1	0	.237
Zarbnsky, B	1-1	1.69	3	0	0	2	0	0	5.1	6	1	1	1	0	3	0	7	0	0	.286
Totals	56-62	4.56	118	118	1	117	12	34	1015.1	957	586	514	118	79	479	1	1103	84	6	.248

2021 PHILLIES MINOR LEAGUE WEEKLY AWARD WINNERS

OF Cornelius Randolph (LV)
 INF Daniel Brito (REA)
 INF Luis García (CLR)
 OF Josh Stephen (REA)
 RHP Francisco Morales (REA)
 OF Jhailyn Ortiz (JS)
 RHP Tyler McKay (JS)
 INF Luis García (CLR)
 RHP Francisco Morales (REA)

Triple-A East Player of the Week (May 17-23)
 Double-A Northeast Player of the Week (June 28-July 4)
 Low-A Southeast Player of the Week (June 28-July 4)
 Double-A Northeast Player of the Week (July 5-11)
 Double-A Northeast Pitcher of the Week (July 12-18)
 High-A East Player of the Week (July 19-25)
 High-A East Pitcher of the Week (Aug. 9-15)
 Low-A Southeast Player of the Week (Aug. 23-29)
 Double-A Northeast Pitcher of the Week (Sept. 13-19)

2021 CLEARWATER REVIEW

Finished 6th in Low-A Southeast's West Division (52-64, .448)... **STAFF** – Manager: Marty Malloy; Hitting Coach: Cody Asche; Pitching Coach: Tyler Anderson; Athletic Trainer: Meaghan Flaherty; Strength and Conditioning Coach: Holly Hansing.

LEAGUE LEADERS – TEAM: 9th in team batting average (.224), 7th in team ERA (4.59) and 6th in team fielding percentage (.968)... **BATTING – Home runs:** Luis García, Baron Radcliff and Rixon Wingrove, T-9th (11)... **Sacrifice hits:** Johan Rojas, 1st (4); Luis García and Micah Yonamine, T-4th (2)... **Runs:** Luis García, 9th (57)... **Stolen bases:** Johan Rojas, 5th (25)... **On-base percentage:** Baron Radcliff, 7th (.367)... **Caught stealing:** Luis García and Johan Rojas, T-7th (6)... **Total bases:** Luis García, 7th (141)... **Walks:** Baron Radcliff, 4th (70); Luis García, T-7th (54)... **Slugging percentage:** Luis García, 4th (.423)... **OPS:** Luis García, 6th (.780)... **Triples:** Luis García, T-6th (5)... **Extra-base hits:** Luis García, T-7th (32)... **Hits:** Luis García, T-6th (82)... **At-bats:** Luis García, 10th (333)... **Strikeouts:** Baron Radcliff, T-9th (112)... **Plate appearances:** Luis García, 10th (395)... **PITCHING – Home runs:** Cristian Hernández, 7th (11); Dylan Castaneda, T-10th (9)... **GIDP:** Gabriel Cotto, T-6th (7)... **Losses:** Cristian Hernández and Gunner Mayer, T-7th (7).

PLAYER	AVG	G	AB	R	H	TB	2B	3B	HR	RBI	SH	SF	HP	BB	IBB	SO	SB	CS	DP	OBP	SLG	OPS
Aparicio, J	.213	54	169	25	36	59	3	1	6	21	0	2	5	21	0	43	0	0	4	.315	.349	.664
Baylor, J	.214	15	56	5	12	13	1	0	0	5	0	0	2	1	0	27	1	0	1	.254	.232	.486
Burke, C	.217	14	46	7	10	14	4	0	0	4	0	0	0	5	0	16	2	1	2	.294	.304	.598
Carr, J	.277	32	101	18	28	46	4	1	4	17	0	2	3	17	0	32	7	3	1	.390	.455	.846
Cerny, L	.133	5	15	1	2	2	0	0	0	0	0	0	0	2	0	4	0	1	0	.235	.133	.369
De Freitas, A	.176	13	34	2	6	6	0	0	0	2	0	0	3	1	0	9	0	0	0	.263	.176	.440
De La Cruz, C	.148	37	122	10	18	29	5	0	2	11	0	0	4	13	0	56	2	0	3	.252	.238	.490
Dipre, G	.067	9	30	4	2	2	0	0	0	1	0	0	0	3	0	12	0	0	2	.152	.067	.218
Edwards, M	.250	3	8	0	2	2	0	0	0	1	0	0	1	2	0	3	0	0	0	.455	.250	.704
Flores, W	.417	5	12	1	5	6	1	0	0	1	0	0	0	0	0	3	0	1	0	.417	.500	.917
Francisco, F	.143	4	14	1	2	4	2	0	0	2	0	0	0	1	0	4	0	0	0	.200	.286	.486
García, L	.246	87	333	57	82	141	16	5	11	42	2	2	4	54	0	93	11	6	6	.356	.423	.780
García, Y	.229	18	70	7	16	19	1	1	0	8	0	0	1	6	0	23	11	2	1	.299	.271	.570
Gutierrez, A	.288	50	177	30	51	76	10	0	5	32	0	1	4	37	1	31	0	0	4	.420	.429	.850
Iser, H	.000	1	3	0	0	0	0	0	0	0	0	0	0	0	0	1	0	0	0	.000	.000	.000
Joyce, M	.313	7	16	2	5	6	1	0	0	3	0	1	0	5	0	2	0	0	0	.455	.375	.830
Lee Sang, M	.212	11	33	0	7	8	1	0	0	5	0	0	0	4	0	11	0	0	0	.297	.242	.540
Made, E	.136	38	103	12	14	21	4	0	1	9	0	3	1	15	0	31	3	0	3	.246	.204	.450
Markwardt, H	.313	5	16	2	5	6	1	0	0	2	0	0	1	3	0	5	2	1	0	.450	.375	.825
Martin, C	.223	69	264	33	59	94	17	0	6	35	0	1	8	28	0	68	15	3	3	.316	.356	.672
Matera, N	.263	5	19	5	5	10	2	0	1	4	0	0	1	0	0	4	0	0	1	.300	.526	.826
Minyety, F	.286	28	84	17	24	34	1	0	3	13	0	0	6	14	0	23	3	2	3	.423	.405	.828
Muzziotti, S	.300	3	10	1	3	5	0	1	0	1	0	0	0	1	0	2	0	1	0	.364	.500	.864
Ortega, J	.000	4	11	0	0	0	0	0	0	0	0	0	0	1	0	8	0	0	0	.083	.000	.083
Pelletier, B	.190	31	105	12	20	35	6	0	3	10	0	0	0	7	0	41	0	1	5	.241	.333	.574
Pichardo, K	.146	19	41	9	6	11	2	0	1	8	0	0	0	19	0	18	2	1	0	.417	.268	.685
Radcliff, B	.189	86	254	50	48	89	8	0	11	39	0	3	3	70	0	112	3	3	5	.367	.350	.717
Reyes, F	.206	30	97	12	20	29	4	1	1	7	0	0	5	7	0	27	6	2	1	.294	.299	.592
Rojas, J	.240	78	313	51	75	117	15	3	7	38	4	3	5	26	0	69	25	6	3	.305	.374	.679
Rumfield, T	.250	27	76	13	19	20	1	0	0	7	0	1	3	21	0	11	0	0	0	.426	.263	.689
Sanchez, J	.297	21	74	13	22	33	3	1	2	6	0	0	1	8	0	14	0	2	2	.373	.446	.819
Simmons, K	.226	41	137	20	31	63	10	2	6	15	0	0	6	13	0	38	4	2	5	.321	.460	.780
Stewart, D	.353	17	68	9	24	36	3	0	3	21	0	0	1	6	1	13	1	1	1	.413	.529	.943
Torres, N	.239	69	226	32	54	78	8	2	4	27	1	0	0	35	0	69	10	4	5	.341	.345	.686
Tortolero, J	.243	13	37	1	9	10	1	0	0	4	1	0	2	6	0	8	0	0	1	.378	.270	.648
Viloria, U	.071	10	28	3	2	2	0	0	0	0	0	0	1	6	0	13	0	0	0	.257	.071	.329
Williams, C	.214	5	14	2	3	4	1	0	0	1	0	0	1	0	0	7	0	1	0	.267	.286	.552
Wilson, E	.215	30	107	15	23	40	4	2	3	17	0	0	0	10	0	25	2	2	2	.282	.374	.656
Wingrove, R	.206	79	287	29	59	107	13	1	11	37	0	2	7	25	0	98	1	0	5	.283	.373	.656
Yonamine, M	.211	16	38	6	8	9	1	0	0	5	2	0	0	18	0	6	0	0	1	.464	.237	.701
Totals	.224	116	3648	517	817	1286	154	21	91	461	10	21	79	511	2	1080	111	46	70	.330	.353	.683

2021 CLEARWATER REVIEW (cont.)

PLAYER	W-L	ERA	G	GS	CG	GF	SHO	SV	IP	H	R	ER	HR	HB	BB	IBB	SO	WP	BK	AVG
Abel, M	1-3	4.43	14	14	0	0	0	0	44.2	27	23	22	5	6	27	0	66	2	0	.174
Adams, T	1-3	7.48	19	0	0	8	0	0	21.2	19	21	18	1	5	33	0	29	10	0	.229
Aldegheri, S	0-1	2.92	5	2	0	1	0	0	12.1	9	4	4	0	1	7	0	18	2	0	.200
Anderson, A	1-0	1.69	4	0	0	2	0	0	5.1	2	1	1	0	1	1	0	2	0	0	.118
Antonac, Y	0-1	19.29	3	0	0	1	0	0	2.1	5	6	5	0	0	4	0	2	0	0	.417
Aponte, L	1-2	5.96	14	0	0	5	0	0	22.2	24	17	15	2	0	13	2	23	3	1	.261
Armenta, E	2-0	0.00	4	0	0	4	0	1	6.2	3	0	0	0	1	4	0	17	1	0	.125
Ash, K	3-0	3.48	6	0	0	2	0	0	10.1	7	4	4	1	0	7	0	8	0	0	.206
Baker, A	1-2	11.70	7	1	0	1	0	0	10.0	4	14	13	1	2	17	0	16	3	0	.118
Bell, B	0-1	5.50	18	0	0	7	0	0	18.0	21	14	11	1	2	18	0	20	5	0	.280
Burch, T	3-3	4.91	15	0	0	11	0	3	18.1	17	12	10	4	1	6	0	31	4	0	.239
Castaneda, D	2-4	9.92	11	3	0	0	0	0	32.2	38	40	36	9	2	28	0	36	4	2	.288
Castillo, S	0-2	4.35	6	3	0	0	0	0	20.2	17	10	10	1	2	10	0	20	0	0	.218
Cotto, G	2-3	4.11	8	6	0	0	0	0	35.0	31	18	16	4	5	18	0	38	6	1	.238
Francisco, CA	1-0	2.84	14	0	0	9	0	3	12.2	8	6	4	2	0	7	0	18	1	0	.178
Garbrick, A	0-1	9.49	4	1	0	1	0	0	12.1	16	14	13	1	2	9	0	13	2	0	.333
Garrido, M	2-0	5.48	14	0	0	4	0	0	23.0	30	18	14	3	2	20	0	29	4	0	.303
Gherbaz, W	0-0	9.00	1	0	0	0	0	0	1.0	1	1	1	0	0	2	0	1	0	0	.250
Hernandez, C	2-7	3.69	18	15	0	0	0	0	70.2	62	31	29	11	4	29	0	86	2	0	.235
Hsu, C	1-1	3.38	2	0	0	1	0	0	5.1	6	2	2	0	0	0	0	2	1	0	.286
Jacobsak, S	1-0	4.91	2	0	0	0	0	0	3.2	3	2	2	0	1	7	0	3	0	0	.300
Jefferson, D	0-1	14.73	1	1	0	0	0	0	3.2	5	6	6	3	0	2	0	3	1	0	.313
Kuznetsov, A	0-0	2.79	5	0	0	0	0	0	9.2	11	3	3	1	1	4	0	8	0	1	.289
Lackney, N	0-0	0.00	6	0	0	2	0	0	7.0	6	0	0	0	0	3	0	5	3	0	.240
Lin, H	0-3	7.20	8	4	0	0	0	0	20.0	21	20	16	3	3	19	0	28	5	0	.269
Lopez, V	0-1	3.72	6	0	0	3	0	1	9.2	11	5	4	0	0	3	0	15	0	0	.275
Lozano, F	3-2	2.60	17	6	0	3	0	0	52.0	36	22	15	6	1	21	0	51	6	0	.188
Made, A	1-2	11.25	10	0	0	2	0	0	12.0	14	22	15	2	3	17	0	10	4	1	.269
Made, E	0-0	0.00	1	0	0	1	0	0	0.1	0	0	0	0	0	2	0	0	0	0	.000
Marcano, R	1-3	3.76	17	8	0	1	0	0	52.2	53	26	22	4	4	27	0	67	8	3	.259
Martinez, J	3-0	2.53	10	6	0	1	0	0	32.0	25	10	9	2	1	11	0	34	1	0	.212
Mayer, G	0-7	10.03	11	7	0	2	0	0	23.1	31	32	26	5	5	22	0	33	9	0	.320
McCullum, T	0-0	6.39	9	0	0	2	0	1	12.2	9	9	9	1	2	16	1	15	2	0	.196
McGarry, G	0-0	3.27	5	1	0	1	0	1	11.0	6	4	4	0	0	7	0	22	2	0	.154
McGowan, C	0-0	0.00	3	0	0	1	0	0	4.0	2	0	0	0	0	1	0	5	0	0	.154
McKenney, A	2-1	1.56	9	1	0	1	0	0	17.1	10	7	3	0	7	10	0	17	6	0	.172
Miller, E	0-0	3.18	2	2	0	0	0	0	5.2	4	5	2	0	0	5	0	10	0	0	.190
Osterberg, M	2-1	1.83	7	3	0	2	0	1	19.2	13	5	4	1	2	8	0	21	1	0	.194
Reyes, C	1-0	0.00	8	0	0	3	0	1	10.1	5	0	0	0	2	4	0	13	2	0	.147
Ruffcorn, J	0-0	5.84	12	0	0	10	0	3	12.1	12	8	8	1	1	7	0	13	2	1	.240
Russell, M	2-2	3.06	9	1	0	2	0	0	17.2	17	7	6	1	2	4	1	22	3	2	.243
Sanchez, R	1-3	4.67	18	8	0	2	0	0	54.0	40	31	28	6	5	27	0	73	2	2	.198
Segovia, E	0-3	5.58	17	10	0	1	0	1	50.0	40	36	31	8	8	31	0	67	2	0	.215
Soriano, C	0-0	8.38	4	2	0	0	0	0	9.2	12	9	9	2	0	6	0	6	3	2	.308
Van Scoyoc, S	0-0	4.26	3	3	0	0	0	0	6.1	3	3	3	0	1	7	0	11	0	1	.143
Vargas, V	4-1	3.62	13	6	0	3	0	2	49.2	49	27	20	4	3	12	0	54	6	0	.254
Velasquez, V	1-0	2.57	4	2	0	0	0	0	7.0	4	2	2	1	1	1	0	12	0	0	.160
Wetherbee, J	1-0	1.08	8	0	0	4	0	3	8.1	1	1	1	0	0	4	0	15	1	0	.038
Woodward, J	1-0	2.08	14	0	0	4	0	0	17.1	10	5	4	1	1	6	0	18	0	0	.169
Wynne, C	0-0	6.75	7	0	0	2	0	1	9.1	12	15	7	1	1	9	0	10	3	0	.293
Yanez, G	5-0	2.14	22	0	0	6	0	1	33.2	33	12	8	5	0	14	0	46	4	1	.252
Totals	52-64	4.59	116	116	0	116	5	23	967.2	845	590	493	104	91	577	4	1182	126	18	.231

2021 FCL PHILLIES REVIEW

Finished 2nd in Florida Complex League's North Division (26-14, .650)... **STAFF** – Manager: Roly DeArmas; Hitting Coach: Zack Jones; Pitching Coach: Pat Robles; Position Coach: Mycal Jones; Development Coach: Kiambu Fentress; Athletic Trainer: Raul Pérez; Strength and Conditioning Coach: José Salas.

LEAGUE LEADERS – TEAM: 7th in team batting average (.252), 8th in team ERA (4.55) and 15th in team fielding percentage (.953)... **BATTING – Sacrifice flies:** Jordan Viars, T-5th (3)... **Caught stealing:** Jamari Baylor, T-8th (5)... **PITCHING – Wins:** Wilson Gherbaz, T-5th (4)... **Saves:** Jaylen Smith, T-4th (4); Chi-Ling Hsu, T-6th (3).

PLAYER	AVG	G	AB	R	H	TB	2B	3B	HR	RBI	SH	SF	HP	BB	IBB	SO	SB	CS	DP	OBP	SLG	OPS
Azuaje, A	.400	19	45	17	18	39	6	0	5	16	1	0	6	4	0	5	4	0	2	.509	.867	1.376
Barboza, E	.292	9	24	4	7	14	3	2	0	1	0	0	0	3	0	7	2	0	1	.370	.583	.954
Baylor, J	.303	25	89	24	27	52	8	1	5	16	0	0	3	18	0	33	11	5	0	.436	.584	1.021
Burke, C	.357	13	28	3	10	11	1	0	0	1	0	0	0	3	0	5	4	1	0	.419	.393	.812
Cedeno, J	.100	14	30	7	3	5	2	0	0	3	0	1	1	6	0	13	2	0	0	.263	.167	.430
Cerny, L	.250	8	20	6	5	8	1	1	0	2	0	0	0	6	0	8	6	1	0	.423	.400	.823
Chatham, C	.286	2	7	1	2	2	0	0	0	1	0	1	0	0	0	1	1	0	0	.250	.286	.536
Cornelius, C	.400	2	5	2	2	2	0	0	0	1	0	0	0	0	0	0	0	0	1	.400	.400	.800
Cumana, G	.000	4	9	0	0	0	0	0	0	1	0	0	1	1	0	0	0	1	0	.182	.000	.182
De Freitas, A	.250	8	20	5	5	8	3	0	0	5	0	0	0	2	0	3	1	0	0	.318	.400	.718
De La Cruz, C	.200	9	20	3	4	4	0	0	0	1	0	0	2	8	0	8	3	0	0	.467	.200	.667
Dipre, G	.132	23	38	8	5	7	0	1	0	5	0	1	1	8	0	17	0	2	1	.292	.184	.476
Edwards, M	.344	11	32	5	11	14	3	0	0	4	0	1	0	2	0	7	0	0	1	.371	.438	.809
Fitch, C	.167	2	6	0	1	1	0	0	0	1	0	0	0	1	0	3	1	0	0	.286	.167	.452
Flores, W	.222	12	27	6	6	12	0	0	2	6	0	0	1	2	0	5	1	0	1	.300	.444	.744
Francisco, F	.103	17	29	2	3	5	2	0	0	1	0	1	1	4	0	10	0	1	0	.229	.172	.401
Gonzalez, O	.194	20	31	6	6	7	1	0	0	4	0	0	1	5	0	8	0	0	2	.324	.226	.550
Goodheart, M	.381	8	21	5	8	9	1	0	0	2	0	0	1	2	0	4	1	1	0	.458	.429	.887
Guthrie, D	.143	3	7	2	1	4	0	0	1	2	0	0	0	1	0	1	0	0	0	.250	.571	.821
Haseley, A	.222	7	18	5	4	8	1	0	1	3	0	0	0	7	0	4	0	0	0	.440	.444	.884
Herrera, J	.357	9	14	3	5	6	1	0	0	5	0	0	0	3	0	6	1	0	0	.471	.429	.899
Jerez, A	.143	15	28	6	4	5	1	0	0	8	0	0	2	5	0	9	3	0	0	.314	.179	.493
Kroon, M	.154	4	13	1	2	3	1	0	0	1	0	0	1	2	0	2	1	1	0	.313	.231	.543
Lee Sang, M	.273	26	88	18	24	47	6	1	5	17	0	0	1	7	1	25	11	3	0	.333	.534	.867
Lee, H	.364	9	22	9	8	17	2	2	1	5	0	0	0	3	0	5	0	0	0	.440	.773	1.213
Made, E	.182	17	33	10	6	10	1	0	1	5	0	1	1	12	0	8	3	1	0	.404	.303	.707
Markwardt, H	.364	5	11	5	4	7	0	0	1	2	0	1	2	0	0	3	1	0	0	.429	.636	1.065
Matera, N	.667	1	3	2	2	5	0	0	1	1	0	0	0	1	0	0	0	0	0	.750	1.667	2.417
Mejia, A	.200	4	5	2	1	1	0	0	0	1	0	0	2	0	0	1	0	0	0	.429	.200	.629
Muzziotti, S	.333	1	3	1	1	2	1	0	0	0	0	0	0	0	0	1	0	0	0	.333	.667	1.000
Nava, A	.333	3	6	0	2	3	1	0	0	0	0	0	0	0	0	2	0	0	0	.333	.500	.833
Ortega, J	.233	20	43	10	10	16	1	1	1	7	0	1	5	5	0	12	3	0	2	.370	.372	.742
Pelletier, B	.529	7	17	5	9	16	4	0	1	6	0	1	1	4	0	3	0	0	0	.609	.941	1.550
Pichardo, K	.400	15	30	11	12	23	4	2	1	8	0	0	4	8	0	12	0	0	0	.571	.767	1.338
Pineda, L	.130	33	69	14	9	15	3	0	1	9	0	2	2	20	0	23	3	3	1	.333	.217	.551
Quirion, A	.313	11	16	5	5	13	0	1	2	5	0	0	1	3	0	3	1	0	0	.450	.813	1.263
Radcliff, B	.667	1	3	2	2	8	0	0	2	3	0	0	0	1	0	0	0	0	0	.750	2.667	3.417
Randolph, C	.308	5	13	3	4	5	1	0	0	3	0	1	0	4	0	5	1	0	0	.444	.385	.829
Reyes, F	.294	7	17	4	5	12	1	0	2	9	0	0	2	1	0	2	0	1	0	.400	.706	1.106
Rojas, J	.750	1	4	2	3	6	0	0	1	3	0	0	0	0	0	0	1	0	0	.750	1.500	2.250
Sanchez, J	.217	7	23	2	5	5	0	0	0	4	0	1	0	3	0	5	1	0	0	.296	.217	.514
Simmons, K	.200	5	10	1	2	3	1	0	0	1	0	0	1	3	0	3	3	0	0	.429	.300	.729
Stassi, B	.333	1	3	1	1	1	0	0	0	0	0	0	0	0	0	0	0	0	0	.333	.333	.667
Tonkel, G	.261	11	23	5	6	7	1	0	0	2	0	1	3	4	0	8	2	1	0	.419	.304	.724
Valdez, W	.227	31	44	5	10	15	1	2	0	4	0	1	3	4	0	8	0	3	1	.327	.341	.668
Valerio, C	.000	6	10	1	0	0	0	0	0	0	0	0	0	2	0	4	0	0	1	.167	.000	.167
Viars, J	.255	22	47	13	12	22	1	0	3	18	0	3	3	11	0	12	2	0	0	.406	.468	.874
Viloria, U	.205	22	39	6	8	22	2	0	0	7	0	0	0	10	0	13	3	1	0	.367	.256	.624
Wingrove, R	.158	7	19	3	3	3	0	0	0	2	0	0	1	5	0	6	1	0	0	.360	.158	.518
Yonamine, M	.200	5	10	0	2	4	2	0	0	3	0	0	1	2	0	1	0	0	0	.385	.400	.785
Totals	.252	40	1172	261	295	502	68	14	37	215	1	18	54	206	1	324	78	26	14	.383	.428	.811

2021 FCL PHILLIES REVIEW (cont.)

PLAYER	W-L	ERA	G	GS	CG	GF	SHO	SV	IP	H	R	ER	HR	HB	BB	IBB	SO	WP	BK	AVG
Adams, T	0-1	4.35	5	0	0	2	0	0	10.1	10	8	5	0	0	4	2	15	1	0	.256
Aldegheri, S	1-0	2.08	3	1	0	1	0	0	8.2	8	3	2	0	1	3	0	14	1	0	.235
Antonac, Y	0-0	5.40	12	0	0	0	0	0	16.2	18	13	10	1	1	7	0	16	7	0	.273
Aponte, L	0-0	0.00	4	0	0	2	0	1	2.2	2	0	0	0	0	2	0	1	0	0	.200
Ash, K	0-0	4.50	3	1	0	2	0	1	4.0	4	3	2	1	0	1	0	6	0	1	.235
Baker, A	0-0	0.00	2	0	0	0	0	0	2.0	1	0	0	0	0	0	0	4	0	0	.143
Bell, B	2-0	3.55	4	1	0	1	0	1	12.2	8	5	5	3	0	4	0	12	0	0	.167
Betancourt, C	0-0	6.00	3	0	0	1	0	0	3.0	2	2	2	0	1	2	0	3	1	0	.222
Binns, M	0-0	0.00	2	2	0	0	0	0	3.0	1	0	0	0	0	1	0	1	0	0	.111
Brown, B	1-0	2.25	3	2	0	0	0	0	4.0	2	1	1	0	1	1	0	3	0	0	.143
Castaneda, D	1-0	5.06	3	1	0	1	0	0	10.2	11	7	6	1	1	4	0	14	2	0	.250
Collins, N	1-0	10.80	4	0	0	0	0	0	3.1	3	5	4	1	0	8	0	5	4	0	.231
Cotto, G	2-0	0.00	4	1	0	0	0	0	11.1	8	0	0	0	0	12	0	18	3	0	.205
De La Cruz, J	0-1	10.50	4	1	0	0	0	0	6.0	11	9	7	1	1	3	0	11	2	0	.355
Fowler, J	1-0	3.38	7	1	0	1	0	0	8.0	8	3	3	1	0	1	0	4	0	0	.242
Francisco, CA	0-0	18.00	1	0	0	0	0	0	1.0	3	2	2	0	1	0	0	0	0	0	.750
Garbrick, A	0-0	7.20	3	0	0	0	0	0	5.0	5	4	4	1	0	6	0	7	3	0	.238
Garcia, J	0-0	0.00	1	0	0	0	0	0	2.0	1	0	0	0	0	0	0	6	0	0	.143
Garnett, T	1-3	6.57	7	0	0	3	0	0	12.1	21	9	9	2	0	6	0	14	2	0	.382
Garrido, M	0-0	3.86	2	0	0	0	0	0	2.1	1	2	1	0	1	4	0	5	1	0	.091
Gessner, J	0-0	4.66	4	3	0	0	0	0	9.2	8	7	5	0	0	5	0	18	9	0	.216
Gherbaz, W	4-1	5.93	8	0	0	0	0	0	13.2	9	10	9	2	2	14	0	6	3	0	.209
Glogoski, K	0-0	3.60	4	0	0	0	0	0	5.0	7	2	2	1	0	3	0	4	0	0	.333
Hernandez, C	0-0	1.80	2	2	0	0	0	0	5.0	2	1	1	1	1	0	0	8	0	0	.118
Hsu, C	1-0	4.85	7	0	0	5	0	3	13.0	17	8	7	0	0	2	0	12	2	0	.304
Jacobsak, S	0-0	0.00	4	2	0	0	0	0	8.0	7	1	0	0	0	2	0	8	1	0	.226
Jefferson, D	0-1	13.50	7	2	0	0	0	0	12.0	18	18	18	2	3	9	0	16	3	0	.353
Kuznetsov, A	0-0	0.00	1	0	0	1	0	1	2.1	0	0	0	0	1	2	0	1	0	0	.000
Lee, J	1-0	22.50	3	0	0	0	0	0	2.0	2	5	5	0	0	6	0	1	5	0	.333
Lin, H	1-0	9.00	2	0	0	1	0	0	4.0	6	6	4	3	0	0	0	2	1	0	.333
Lopez, V	0-0	0.00	5	0	0	4	0	1	5.2	3	0	0	0	0	0	0	4	0	0	.150
Lozano, F	0-1	2.25	3	1	0	1	0	1	4.0	2	1	1	1	0	1	0	4	0	0	.143
Marcano, R	2-0	2.08	3	0	0	0	0	0	4.1	2	1	1	1	0	0	0	5	0	0	.133
Mayer, G	0-0	0.00	2	0	0	0	0	0	3.0	0	0	0	0	0	0	0	5	0	0	.000
McAllister, Z	0-0	0.00	2	2	0	0	0	0	2.0	2	0	0	0	0	0	0	2	0	0	.222
McGowan, C	0-0	0.00	1	1	0	0	0	0	1.0	0	0	0	0	0	0	0	3	1	0	.000
McKay, T	0-0	3.00	2	1	0	0	0	0	3.0	3	1	1	0	0	2	0	2	1	0	.273
McKenna, J	0-0	15.00	6	1	0	1	0	1	6.0	7	10	10	0	1	13	0	12	4	1	.280
Miller, E	0-0	0.00	2	2	0	0	0	0	3.2	1	0	0	0	0	3	0	2	0	0	.083
Osterberg, M	0-0	0.00	1	0	0	1	0	0	1.0	0	0	0	0	0	1	0	3	1	0	.000
Ottenbreit, M	1-0	4.50	5	0	0	0	0	0	6.0	6	3	3	0	0	3	0	4	0	0	.273
Painter, A	0-0	0.00	4	4	0	0	0	0	6.0	4	0	0	0	0	0	0	12	0	0	.190
Pena Jr., J	1-0	13.50	4	0	0	0	0	0	2.2	3	4	4	0	0	3	0	5	0	0	.273
Phelan, C	1-0	0.93	5	0	0	2	0	0	9.2	7	1	1	0	0	4	0	6	0	1	.219
Rosario, D	0-1	3.00	2	0	0	2	0	0	3.0	3	1	1	0	1	2	0	1	1	0	.273
Sanchez, R	0-0	0.00	2	0	0	0	0	0	3.0	3	0	0	0	0	1	0	4	1	0	.273
Skirrow, N	0-0	0.00	2	1	0	0	0	0	3.0	1	0	0	0	0	2	0	2	0	0	.125
Smith, J	1-0	4.30	13	0	0	7	0	4	14.2	8	8	7	2	0	12	0	12	4	1	.151
Soriano, C	1-1	9.00	5	0	0	1	0	0	7.0	7	9	7	0	0	10	0	7	4	0	.250
Sutera, T	0-2	9.00	3	2	0	0	0	0	6.0	11	8	6	2	0	1	0	7	0	0	.355
Ulloa, J	1-2	7.11	6	1	0	0	0	0	6.1	10	7	5	2	1	4	0	3	1	1	.333
Van Scoyoc, S	0-0	0.00	4	4	0	0	0	0	6.0	1	0	0	0	0	4	0	9	0	0	.056
Wetherbee, J	0-0	0.00	2	0	0	0	0	0	3.0	2	2	0	0	0	2	0	4	0	0	.167
Wilson, R	0-0	0.00	3	0	0	0	0	0	2.2	1	0	0	0	1	0	0	4	0	0	.100
Woodward, J	1-0	0.00	1	0	0	0	0	0	1.0	0	0	0	0	0	0	0	1	0	0	.000
Yanez, G	0-0	0.00	1	0	0	0	0	0	1.0	0	0	0	0	0	0	0	1	0	0	.000
Totals	26-14	4.55	40	40	0	40	0	14	318.1	291	190	161	29	19	180	2	359	69	5	.238

2021 DSL PHILLIES RED REVIEW

Finished 2nd in Dominican Summer League's South Division (33-24, .579)... **STAFF** – Manager: Waner Santana; Hitting Coach: Samuel Hiciano; Pitching Coach: Alex Concepción; Coach: Cristino Henriquez; Athletic Trainers: Samantha Myers and Argelis Pérez; Strength and Conditioning Coach: Manuel Javier.

LEAGUE LEADERS – TEAM: 26th in team batting average (.230), 2nd in team ERA (2.96) and 10th in team fielding percentage (.960)... **BATTING* – Batting average:** Erick Brito, 9th (.327)... **On-base percentage:** Erick Brito, 3rd (.470)... **Walks:** Erick Brito, T-8th (40)... **Caught stealing:** José Leanez, T-2nd (10); Jhorjan Guevara, T-5th (9)... **Sacrifice hits:** Leonardo Rondón and Santiago Torres, T-6th (3)... **Sacrifice flies:** Ricardo Rosario, 4th (6)... **Intentional walks:** Erick Brito, Jeury Corona and Rickardo Pérez, T-3rd (2); Adony Mejía and Albert Rodríguez, T-9th (1)... **PITCHING* – ERA:** Jean Cabrera, 6th (1.54); Joel Valdez, 8th (1.63); Manuel Urías, 10th (1.82)... **Wins:** Douglas Mijares, 1st (8)... Estibenzon Jiménez, T-6th (6)... **Saves:** Joel Valdez, T-1st (15); Oswald Medina, Manuel Urías and Giuseppe Velasquez, T-3rd (14); Jean Cabrera, T-10th (13)... **Starts:** Jesús Querales, T-3rd (8); Luis Gomez, T-8th (5)... **Innings pitched:** Oswald Medina, 5th (58.1); Joel Valdez, 10th (55.1)... **OPP AVG:** Jean Cabrera, T-9th (.185)... **WHIP:** Jean Cabrera, 6th (0.84); Manuel Urías, 8th (0.90); Oswald Medina, 9th (0.93).

* Individual leaders include both DSL Phillies Red and DSL Phillies White players.

PLAYER	AVG	G	AB	R	H	TB	2B	3B	HR	RBI	SH	SF	HP	BB	IBB	SO	SB	CS	DP	OBP	SLG	OPS
Alderete, A	.244	19	45	9	11	15	2	1	0	6	0	0	1	6	0	6	5	3	1	.346	.333	.680
Corona, J	.333	32	81	13	27	35	6	1	0	13	1	0	2	12	2	11	16	3	3	.432	.432	.864
Escobar, D	.178	37	73	15	13	13	0	0	0	3	1	0	10	15	0	17	10	3	1	.388	.178	.566
Fuenmayor, J	.000	1	0	0	0	0	0	0	0	0	0	0	0	0	0	0	0	0	0	.000	.000	.000
Gonzalez, D	.274	43	146	20	40	52	7	1	1	18	0	3	2	12	0	22	3	7	4	.331	.356	.688
Guevara, J	.224	44	134	12	30	38	5	0	1	15	0	1	3	15	0	37	10	9	0	.314	.284	.597
Heredia, R	.500	2	4	0	2	2	0	0	0	1	0	0	0	0	0	1	0	0	0	.500	.500	1.000
Hernandez, F	.274	37	106	18	29	35	6	0	0	9	0	0	5	15	0	30	11	4	1	.389	.330	.719
Heureaux, J	.219	21	64	6	14	19	3	1	0	4	0	1	0	5	0	15	1	1	1	.271	.297	.568
Mejia, A	.302	17	43	9	13	16	3	0	0	4	0	0	4	6	1	9	3	2	1	.434	.372	.806
Mendez, J	.219	29	64	7	14	17	3	0	0	6	0	0	6	9	0	6	3	1	0	.367	.266	.633
Muller, A	.176	16	34	4	6	8	2	0	0	3	0	0	1	9	0	17	1	4	2	.364	.235	.599
Perez, R	.256	43	121	15	31	34	3	0	0	9	0	2	1	22	2	15	3	1	8	.370	.281	.651
Rodríguez, S	.231	47	156	25	36	57	9	3	2	23	0	3	1	14	0	17	8	3	5	.293	.365	.658
Rosario, Y	.125	30	80	13	10	13	3	0	0	7	1	1	1	13	0	31	5	2	1	.253	.163	.415
Silva, B	.143	3	7	0	1	1	0	0	0	1	0	0	0	1	0	2	0	0	1	.250	.143	.393
Soto, M	.174	23	69	14	12	14	2	0	0	2	2	0	4	8	0	16	4	0	1	.296	.203	.499
Tirado, G	.245	21	53	8	13	15	2	0	0	4	0	1	2	10	0	17	7	3	0	.379	.283	.662
Torres, S	.203	46	143	14	29	39	5	1	1	13	3	1	2	10	0	37	5	6	5	.263	.273	.536
Vasquez, R	.240	40	121	13	29	35	4	1	0	14	2	1	0	17	0	38	5	2	1	.331	.289	.620
Ventura, E	.000	1	0	0	0	0	0	0	0	0	0	0	0	0	0	0	0	0	0	.000	.000	.000
Vina, J	.143	20	49	5	7	9	2	0	0	3	1	0	4	5	0	23	3	1	0	.276	.184	.460
Totals	.230	57	1593	220	367	467	67	9	5	158	11	14	49	204	5	367	103	55	36	.333	.293	.626

PLAYER	W-L	ERA	G	GS	CG	GF	SHO	SV	IP	H	R	ER	HR	HB	BB	IBB	SO	WP	BK	AVG
Alcala, S	2-2	3.60	10	1	0	2	0	1	20.0	14	10	8	1	3	11	1	18	4	0	.203
Angulo, J	2-1	6.10	15	0	0	7	0	0	20.2	22	20	14	1	6	14	0	23	8	0	.262
Astudillo, H	3-0	0.00	5	0	0	1	0	1	8.0	4	0	0	0	1	2	1	7	2	0	.160
Fuenmayor, J	3-4	3.47	15	9	0	2	0	1	49.1	48	26	19	1	7	15	0	37	7	3	.247
Ibarra, N	0-0	2.70	3	0	0	0	0	0	3.1	1	1	1	0	1	3	0	2	2	0	.111
Linares, D	2-2	4.58	10	0	0	2	0	0	17.2	17	9	9	1	1	6	0	17	0	1	.250
Loyo, J	1-1	2.92	9	0	0	2	0	0	12.1	9	12	4	0	2	11	0	9	6	1	.191
Medina, O	2-2	2.16	14	14	0	0	0	0	58.1	48	20	14	4	3	6	0	65	2	3	.226
Melendez, J	1-1	14.54	5	1	0	1	0	0	4.1	5	8	7	0	2	10	0	3	3	1	.278
Mijares, D	4-2	1.90	10	0	0	3	0	0	23.2	19	10	5	2	3	9	0	24	8	2	.221
Paz, E	0-0	3.38	9	0	0	3	0	0	10.2	9	5	4	0	2	16	0	13	6	1	.243
Pulido, D	3-2	5.46	14	0	0	4	0	1	28.0	18	21	17	0	5	25	0	31	8	1	.180
Querales, J	2-2	1.38	19	0	0	17	0	8	26.0	25	8	4	0	1	5	1	31	2	0	.258
Sanchez, S	2-1	3.38	17	1	0	9	0	4	24.0	21	10	9	1	0	8	0	21	5	0	.233
Urías, M	2-2	1.82	14	14	0	0	0	0	54.1	43	14	11	1	2	6	0	63	3	0	.211
Valdez, J	1-1	1.63	15	15	0	0	0	0	55.1	43	12	10	0	6	16	0	54	10	1	.218
Ventura, E	3-1	3.45	16	2	0	4	0	2	31.1	23	12	12	0	3	18	0	34	4	0	.207
Totals	33-24	2.96	57	57	0	57	0	18	447.1	369	198	148	12	48	181	3	452	80	14	.224

2021 DSL PHILLIES WHITE REVIEW

Finished 1st in Dominican Summer League's San Pedro Division (36-20, .643)... **STAFF** – Manager: Orlando Muñoz; Hitting Coach: Homy Ovalles; Pitching Coach: Les Straker; Coach: Félix Castillo; Athletic Trainer: José Betancourt; Strength and Conditioning Coach: Ercis Manzanillo.

LEAGUE LEADERS – TEAM: 16th in team batting average (.237), 4th in team ERA (3.08) and 5th in team fielding percentage (.965).

PLAYER	AVG	G	AB	R	H	TB	2B	3B	HR	RBI	SH	SF	HP	BB	IBB	SO	SB	CS	DP	OBP	SLG	OPS
Avila, K	.317	33	82	11	26	41	6	3	1	17	0	1	1	17	0	19	3	1	1	.436	.500	.936
Barria, E	.216	17	37	7	8	10	2	0	0	2	1	1	1	9	0	12	2	1	0	.375	.270	.645
Brito, E	.327	54	153	29	50	56	4	1	0	21	2	3	4	40	2	28	20	6	1	.470	.366	.836
Cabrera, D	.220	23	50	10	11	16	0	1	1	8	0	0	4	12	0	6	3	1	1	.409	.320	.729
Colmenarez, J	.190	21	42	7	8	9	1	0	0	8	0	0	3	5	0	11	3	2	1	.320	.214	.534
Flores, Y	.171	37	117	18	20	37	9	1	2	14	0	0	2	21	0	50	7	1	1	.307	.316	.623
García, J	.308	9	26	8	8	11	3	0	0	4	0	0	0	6	0	5	2	0	2	.438	.423	.861
Gil, R	.000	10	18	3	0	0	0	0	0	1	0	1	0	6	0	4	2	2	0	.240	.000	.240
Graterol, E	.120	13	25	3	3	5	0	1	0	0	1	0	0	3	0	9	0	0	0	.214	.200	.414
Leanez, J	.306	52	144	30	44	54	6	2	0	10	1	0	6	16	0	30	11	10	2	.398	.375	.773
Martínez, J	.138	37	87	12	12	16	4	0	0	8	0	1	0	19	0	39	2	4	2	.290	.184	.474
Mejía, A	.357	6	14	2	5	8	3	0	0	5	0	2	0	1	0	6	0	0	1	.353	.571	.924
Pertuz, J	.262	44	126	14	33	40	7	0	0	20	0	0	5	12	0	22	2	2	4	.350	.317	.667
Ramos, Y	.183	44	131	18	24	31	2	1	1	9	0	1	5	8	0	39	7	2	2	.255	.237	.492
Rodríguez, A	.238	35	101	11	24	35	9	1	0	19	0	1	4	14	1	26	11	2	0	.350	.347	.696
Rondon, C	.267	30	75	17	20	25	5	0	0	11	0	0	1	8	0	14	6	2	0	.345	.333	.679
Rondon, L	.208	30	72	14	15	19	0	2	0	6	3	1	2	7	0	11	6	2	1	.293	.264	.557
Rosario, R	.235	49	162	28	38	53	6	3	1	24	0	6	5	18	0	31	12	3	7	.319	.327	.646
Sevilla, J	.261	44	138	27	36	50	10	2	0	22	0	2	5	14	0	31	3	3	0	.346	.362	.708
Silva, B	.088	19	34	1	3	4	1	0	0	2	0	0	0	10	0	7	0	1	1	.295	.118	.413
Totals	.237	56	1634	270	388	520	78	18	6	211	8	20	48	246	3	400	102	45	27	.350	.318	.668

PLAYER	W-L	ERA	G	GS	CG	GF	SHO	SV	IP	H	R	ER	HR	HB	BB	IBB	SO	WP	BK	AVG
Alcala, S	4-0	4.38	5	0	0	1	0	0	12.1	10	7	6	0	0	6	0	14	0	0	.217
Cabrera, J	3-2	1.54	13	13	0	0	0	0	52.2	34	13	9	1	1	10	0	61	7	1	.185
Castellano, E	2-1	1.09	16	1	0	6	0	3	33.0	17	7	4	1	6	16	0	36	2	0	.148
Estanista, J	1-1	3.23	10	6	0	2	0	1	30.2	19	12	11	1	3	19	0	33	6	0	.188
Garibaldi, A	0-2	13.50	6	0	0	1	0	0	4.0	6	7	6	0	1	9	0	4	1	0	.353
Gomez, L	1-1	0.00	9	0	0	8	0	5	10.1	5	1	0	0	0	2	0	14	2	0	.139
Jimenez, E	6-0	1.59	16	3	0	7	0	2	45.1	24	13	8	2	7	13	1	41	2	1	.154
Linares, D	0-0	0.00	1	0	0	0	0	0	1.0	0	0	0	0	0	2	0	0	0	0	.000
Loyo, J	0-1	54.00	3	0	0	0	0	0	1.0	8	7	6	0	1	3	0	0	2	0	.889
Mejía, D	2-0	3.94	11	0	0	6	0	1	16.0	13	11	7	0	1	9	0	9	2	3	.210
Melendez, J	0-1	54.00	2	0	0	0	0	0	1.0	3	7	6	0	3	5	0	2	1	0	.600
Mijares, D	4-0	3.68	7	0	0	4	0	1	14.2	9	6	6	1	1	7	0	14	5	0	.188
Millan, C	1-0	5.06	9	1	0	1	0	0	16.0	16	9	9	0	0	8	0	17	1	1	.258
Ortega, F	0-0	4.60	10	0	0	3	0	0	15.2	15	10	8	0	1	11	0	13	2	0	.246
Petit, J	4-2	2.27	12	8	0	1	0	0	43.2	36	11	11	1	3	5	0	41	5	1	.226
Ramirez, R	1-2	6.23	11	0	0	4	0	0	13.0	13	12	9	1	3	10	1	12	3	0	.250
Reyes, P	2-2	2.93	13	10	0	0	0	0	46.0	36	22	15	2	4	15	0	32	0	2	.213
Rivas, J	1-1	4.26	7	0	0	6	0	2	12.2	8	8	6	1	1	6	0	9	3	0	.170
Velasquez, G	1-2	2.75	14	14	0	0	0	0	52.1	50	25	16	3	0	19	0	56	3	2	.249
Zuniga, E	3-2	3.47	13	0	0	6	0	1	23.1	28	15	9	1	1	7	3	13	4	0	.311
Totals	36-20	3.08	56	56	0	56	0	16	444.2	350	203	152	15	37	182	5	421	51	11	.216

MINOR LEAGUE PLAYERS

Note: Minor league totals do not include statistics from independent or foreign leagues.

ABEL, McLEAN STINE (Mick)... **RHP**... **B-T:** R-R... **HT:** 6-6; **WT:** 195... **BORN:** August 18, 2001, Portland, OR... **RESIDES:** Vancouver, WA... **HOW OBTAINED:** Selected by Phillies in 1st round (15th overall) of June 2020 draft... **SIGNED BY:** Zach Friedman... **EDUCATION:** 2020 graduate of Jesuit HS (OR)... **MISC:** Was a 2-time Gatorade Oregon Baseball Player of the Year (2019 and 2020)... Selected as a 2020 *Baseball America* High School Preseason All-American (First Team)... As a junior, went 10-0 with a 1.26 ERA, 111 strikeouts, 72.1 innings pitched, and helped his team win a state championship... In 150.2 innings pitched during his high school career, posted an 18-3 record with a 1.98 ERA and 213 strikeouts... Won a silver medal as a member of Team USA in the 2019 World Baseball Softball Confederation U-18 Baseball World Cup... Became the highest-selected high school pitcher in the 1st round by the Phillies since Gavin Floyd (4th overall) in 2001.

2021: Began professional career with Clearwater (A)... Averaged 13.30 SO/9.0 IP (66 SO, 44.2 IP)... Struck out 34.9% of the batters he faced (66-189)... Held opponents to a .174 AVG (27-155)... Made his pro debut, 5/5 vs Lakeland... Was placed on the IL with right shoulder tendinitis, 8/3, and missed the remainder of the season... Following the season, was ranked as the No. 1 prospect in the Phillies organization by *Baseball America*... *Baseball America* also rated his fastball as the best in the club's minor league system... Participated in Florida Instructional League... **2020:** Participated in FIL... Following the season, was ranked as the No. 2 prospect in the Phillies organization by *Baseball America*.

YEAR	CLUB	W-L	ERA	G	GS	CG	SHO	SV	IP	H	R	ER	HR	HB	BB	SO	WP	BK	AVG
2020	Did not pitch																		
2021	Clearwater	1-3	4.43	14	14	0	0	0	44.2	27	23	22	5	6	27	66	2	0	.174
Minors Totals		1-3	4.43	14	14	0	0	0	44.2	27	23	22	5	6	27	66	2	0	.174

ACUNA, JOSE GUADALUPE... **LHP**... **B-T:** L-L... **HT:** 6-1; **WT:** 210... **BORN:** September 25, 2002, Corpus Christi, TX... **RESIDES:** Corpus Christi... **HOW OBTAINED:** Selected by Phillies in 14th round of June 2021 draft... **SIGNED BY:** Ralph Garr Jr... **EDUCATION:** 2021 graduate of Veterans Memorial HS (TX).

2021: Did not pitch (fractured right hand).

YEAR	CLUB	AVG	G	AB	R	H	2B	3B	HR	RBI	SH	SF	HP	BB	SO	SB	CS	OBP	SLG	OPS	E
2021	Injured – Did not pitch																				

ADAMS, MICHAEL RALPH (Mike)... **RHP**... **B-T:** R-R... **HT:** 5-11; **WT:** 175... **BORN:** September 7, 1994, Egg Harbor Township, NJ... **RESIDES:** Egg Harbor Township... **HOW OBTAINED:** Signed by Phillies as a minor league free agent, 1/19/21... **SIGNED BY:** Jeff Zona Jr... **EDUCATION:** 2016 graduate of Wagner College (NY)... 2012 graduate of Holy Spirit HS (NJ).

2021: Began season with Jersey Shore (A)... Promoted to Lehigh Valley (AAA), 6/25... His 44 appearances were T-1st among all Phillies minor league pitchers... Allowed just 1 HR to the 218 batters he faced in 47.2 innings (0.19 HR/9.0 IP)... **2017-20:** Did not pitch professionally... **2016:** Pitched for Rockland in the independent Canadian-American Association.

YEAR	CLUB	W-L	ERA	G	GS	CG	SHO	SV	IP	H	R	ER	HR	HB	BB	SO	WP	BK	AVG
2016	Rockland (Ind.)	5-6	5.86	16	11	1	0	0	66.0	85	46	43	5	5	37	30	6	0	---
2021	Jersey Shore	1-1	7.59	14	0	0	0	0	10.2	14	10	9	0	1	9	13	3	0	.298
	Lehigh Valley	1-1	3.65	30	0	0	0	1	37.0	35	15	15	1	4	19	29	4	0	.257
Minors Totals		2-2	4.53	44	0	0	0	1	47.2	49	25	24	1	5	28	42	7	0	.268

ALCALA, LUIS SAUL (Saul)... **RHP**... **B-T:** R-R... **HT:** 6-0; **WT:** 167... **BORN:** November 7, 2000, Guiria, VZ... **RESIDES:** Guiria... **HOW OBTAINED:** Signed by Phillies as an amateur free agent, 4/2/19... **SIGNED BY:** Rafael Álvarez and Ebert Velásquez.

2021: Pitched for Dominican Summer League Phillies Red and White (R)... Held LHH to a .200 AVG (8-40)... Posted a 2.40 ERA (4 ER, 15.0 IP) and limited opponents to a .192 AVG (10-52) in 7 August games (1 start)... **2020:** Did not pitch... **2019:** Began professional career with DSL Phillies White.

YEAR	CLUB	W-L	ERA	G	GS	CG	SHO	SV	IP	H	R	ER	HR	HB	BB	SO	WP	BK	AVG
2019	DSL Phillies-W	0-0	15.43	2	0	0	0	0	2.1	1	4	4	0	0	3	6	1	0	.111
2020	Did not pitch																		
2021	DSL Phillies-R	2-2	3.60	10	1	0	0	1	20.0	14	10	8	1	3	11	18	4	0	.203
	DSL Phillies-W	4-0	4.38	5	0	0	0	0	12.1	10	7	6	0	0	6	14	0	0	.217
	DSL Combined	6-2	3.90	15	1	0	0	1	32.1	24	17	14	1	3	17	32	4	0	.209
Minors Totals		6-2	4.67	17	1	0	0	1	34.2	25	21	18	1	3	20	38	5	0	.202

ALDEGHERI, SAMUEL... LHP... B-T: L-L... HT: 6-0; WT: 185... BORN: September 19, 2001, Verona, Italy... **RESIDES:** Verona... **HOW OBTAINED:** Signed by Phillies as an amateur free agent, 6/13/19... **SIGNED BY:** Claudio Scerrato.

2021: Began professional career with Florida Complex League Phillies (R)... Made his pro debut, 6/28 at FCL Blue Jays... Promoted to Clearwater (A), 7/17... Was placed on the IL, 8/20, with a left elbow injury and missed the remainder of the season... Struck out 34.8% of the batters he faced (32-92)... **2020:** Did not pitch... **2019:** Was on the restricted list, 6/11-8/1... Did not pitch... Participated in Florida Instructional League.

YEAR	CLUB	W-L	ERA	G	GS	CG	SHO	SV	IP	H	R	ER	HR	HB	BB	SO	WP	BK	AVG
2021	FCL Phillies	1-0	2.08	3	1	0	0	0	8.2	8	3	2	0	1	3	14	1	0	.235
	Clearwater	0-1	2.92	5	2	0	0	0	12.1	9	4	4	0	1	7	18	2	0	.200
Minors Totals		1-1	2.57	8	3	0	0	0	21.0	17	7	6	0	2	10	32	3	0	.215

ALDERETE, ALFREDO ARIEL... INF... B-T: R-R... HT: 5-9; WT: 150... BORN: February 16, 2004, Panama City, Panama... **RESIDES:** Arraiján, Panama... **HOW OBTAINED:** Signed by Phillies as an amateur free agent, 1/21/21... **SIGNED BY:** Abdiel Ramos.

2021: Began professional career with Dominican Summer League Phillies Red (R)... Defensively, made starts at 2nd base (10), 3rd base (3) and SS (1).

YEAR	CLUB	AVG	G	AB	R	H	2B	3B	HR	RBI	SH	SF	HP	BB	SO	SB	CS	OBP	SLG	OPS	E
2021	DSL Phillies-R	.244	19	45	9	11	2	1	0	6	0	0	1	6	6	5	3	.346	.333	.680	4

AMARANTE, JUAN JOSÉ... LHP... B-T: L-L... HT: 5-11; WT: 173... BORN: April 14, 2004, Valencia, VZ... **RESIDES:** Valencia... **HOW OBTAINED:** Signed by Phillies as an amateur free agent, 1/29/22... **SIGNED BY:** Jonatan Hernández.

ANDERSON, AIDAN DANAS... RHP... B-T: R-R... HT: 5-11; WT: 195... BORN: June 21, 1997, Port Arthur, TX... **RESIDES:** Beaumont, TX... **HOW OBTAINED:** Signed by Phillies as a non-drafted free agent, 6/18/19... **SIGNED BY:** Mike Stauffer... **EDUCATION:** 2019 graduate of McNeese State University (LA)... 2015 graduate of West Orange Stark HS (TX).

2021: Began season with Clearwater (A)... Promoted to Jersey Shore (A), 5/25... Combined to hold RHH to a .172 AVG (20-116)... **2020:** Did not pitch... **2019:** Made his professional debut with Gulf Coast League Phillies West (R)... Held RHH to a .156 AVG (10-64) and .234 SLG.

YEAR	CLUB	W-L	ERA	G	GS	CG	SHO	SV	IP	H	R	ER	HR	HB	BB	SO	WP	BK	AVG
2019	GCL Phillies-W	3-0	3.86	15	0	0	0	2	25.2	20	15	11	1	2	13	19	4	0	.204
2020	Did not pitch																		
2021	Clearwater	1-0	1.69	4	0	0	0	0	5.1	2	1	1	0	1	2	0	0	.118	
	Jersey Shore	2-1	4.91	27	0	0	0	5	47.2	39	29	26	14	5	23	43	6	0	.223
Minors Totals		6-1	4.35	46	0	0	0	7	78.2	61	45	38	15	8	37	64	10	0	.210

ANDRADE, DERVIN DANIEL... C... B-T: R-R... HT: 6-0; WT: 200... BORN: November 1, 2003, Maracaibo, VZ... **RESIDES:** Maracaibo... **HOW OBTAINED:** Signed by Phillies as an amateur free agent, 3/10/21... **SIGNED BY:** Carlos Salas and Elvis García.

2021: Missed the entire season (right elbow surgery).

YEAR	CLUB	AVG	G	AB	R	H	2B	3B	HR	RBI	SH	SF	HP	BB	SO	SB	CS	OBP	SLG	OPS	E
2021	Injured – Did not play																				

ANDREOLI, JOHN FRANCIS... OF... B-T: R-R... HT: 6-1; WT: 215... BORN: June 9, 1990, Worcester, MA... **RESIDES:** Shrewsbury, MA... **HOW OBTAINED:** Signed by Phillies as a minor league free agent, 3/8/22; originally selected by CHI in 17th round of June 2011 draft... **SIGNED BY:** Matt Sherman... **EDUCATION:** Attended University of Connecticut... 2008 graduate of St. John's HS (MA)... **PERSONAL:** His cousin, Daniel Bard, is a pitcher for COL... His father played football at College of the Holy Cross (MA) before joining the New England Patriots as a linebacker... His grandfather, Fran O'Brien, was a baseball and basketball coach at both College of the Holy Cross and Massachusetts Institute of Technology.

2021: Began season with El Paso (AAA) in SD's organization... Was selected to SD's roster on 5/11 and returned to El Paso on 5/19... Played all 3 OF positions for SD... Was on the IL, 6/16-8/31 (left hamstring strain), which included a rehab assignment to Arizona Complex League Padres (R)... **2020:** Attended ML spring training with BOS as a non-roster invitee... Did not play... **2019:** Was claimed off waivers by TEX, 1/15, and then claimed off waivers by SF, 2/1... Was a non-roster invitee to SF's ML spring training... On 3/23, was traded to MIN with cash considerations in exchange for OF Michael Reed... Ranked 3rd among triple-A players with 90 BB... Played for Rochester (AAA) until being traded to SEA on 6/2... Appeared in 73 games for Tacoma (AAA) and led the club with 60 BB, the 4th-most among SEA minor leaguers... Overall, posted an .861 OPS in 156 PA vs LHP... **2018:** Began season with Tacoma... Was on the IL, 4/20-5/1 (right finger sprain)... Appeared in 3 games with SEA... On 8/18, was claimed off waivers by BAL, and played in 23 games with the team... **2017:** Spent season with Iowa (AAA)... His 26 steals were T-1st in the Pacific Coast League... Was on the IL, 4/21-5/5 (right hamstring strain)... **2016:** Led the PCL with 43 SB and was 3rd in runs

ANDREOLI (continued)

(96)... Finished 2nd among all triple-A hitters in walks (94)... Played for Iowa... **2015:** Spent season with Iowa... Finished T-2nd in the PCL in SB (33)... Was on the IL twice: 5/24-6/3 (left groin strain) and 7/7-26 (left ribcage strain)... **2014:** Spent season with Tennessee (AA)... Named a Southern League midseason All-Star... His 28 steals ranked 2nd in the SL... Was on the IL, 6/12-9/19 (right wrist tendinitis)... Following the season, played for San Juan in the Puerto Rican Winter League... **2013:** Began season with Daytona (A)... Also played for Tennessee... Named a Florida State League midseason All-Star... Had 40 SB across both levels... **2012:** Spent season with Daytona... Named a FSL postseason All-Star... Among FSL hitters, finished 1st in SB (55) & BB (75), 3rd in OBP (.402), T-4th in triples (8) and 10th in AVG (.289)... Selected as an Organization All-Star by MiLB.com... **2011:** Made professional debut with Arizona League Cubs (R)... Also played for Peoria (A)... Was on the IL, 8/31-9/8 (left abdomen strain).

YEAR	CLUB	AVG	G	AB	R	H	2B	3B	HR	RBI	SH	SF	HP	BB	SO	SB	CS	OBP	SLG	OPS	E
2011	AZL Cubs	.429	2	7	1	3	0	0	0	0	0	0	0	1	0	1	0	.500	.429	.929	0
	Peoria	.111	8	27	3	3	0	0	0	1	0	0	0	3	6	2	0	.200	.111	.311	0
2012	Daytona	.289	121	412	68	119	17	8	1	25	3	2	4	*75	89	*55	*20	.402	.376	.778	7
2013	Daytona	.318	68	264	43	84	11	6	0	25	1	3	1	34	57	23	3	.394	.405	.799	3
	Tennessee	.289	59	201	31	58	12	2	2	19	0	2	2	21	38	17	2	.358	.398	.756	2
2014	Tennessee	.211	61	209	37	44	4	2	0	8	3	2	4	34	49	28	2	.329	.249	.578	1
2015	Iowa	.277	106	379	72	105	20	6	5	32	10	1	3	55	97	33	8	.372	.401	.773	3
2016	Iowa	.256	140	507	96	130	21	7	12	61	4	7	5	94	162	*43	12	.374	.396	.770	6
2017	Iowa	.244	119	430	81	105	24	8	14	49	5	1	4	65	138	#26	10	.348	.435	.783	4
2018	Tacoma	.287	89	327	54	94	18	5	3	36	0	1	5	55	86	19	5	.397	.401	.798	1
	SEATTLE	.200	3	5	0	1	0	0	0	0	0	0	1	2	0	0	0	.333	.200	.533	0
	BALTIMORE	.232	23	56	4	13	2	0	0	4	0	1	0	4	17	2	0	.279	.268	.547	0
2019	Rochester	.196	43	153	19	30	7	0	6	15	0	2	0	30	63	3	0	.324	.359	.683	1
	Tacoma	.290	73	255	49	74	18	3	10	32	0	4	3	60	78	9	1	.425	.502	.927	2
2020	Did not play																				
2021	El Paso	.201	45	139	23	28	6	3	4	19	0	1	1	30	62	6	3	.345	.374	.719	2
	SAN DIEGO	.167	7	6	2	1	1	0	0	0	0	0	1	3	0	0	0	.286	.333	.619	0
	ACL Padres	.333	5	12	4	4	0	0	2	6	0	1	1	4	6	0	1	.500	.833	1.333	0
Minors Totals		.265	939	3322	581	881	158	50	59	328	26	27	33	561	931	265	67	.374	.396	.770	32
AL	Totals	.230	26	61	4	14	2	0	4	0	0	1	0	5	19	2	0	.284	.262	.546	0
NL	Totals	.167	7	6	2	1	1	0	0	0	0	0	1	3	0	0	0	.286	.333	.619	0
ML	Totals	.224	33	67	6	15	3	0	4	0	1	0	6	22	2	0	0	.284	.269	.552	0

* League leader
Tied for league lead

ANGULO, JOALBERT ALEXANDER... LHP... B-T: L-L... HT: 6-5; WT: 200... BORN: October 30, 2001, Caracas, VZ... **RESIDES:** Catia La Mar, VZ... **HOW OBTAINED:** Signed by Phillies as an amateur free agent, 7/2/18... **SIGNED BY:** Rafael Álvarez and William Mota.

2021: Pitched for Dominican Summer League Phillies Red (R)... Held LHH to a .190/.320/.238 slash line with 1 XBH (double) in 25 PA... **2020:** Did not pitch... **2019:** Made his professional debut with DSL Phillies Red.

YEAR	CLUB	W-L	ERA	G	GS	CG	SHO	SV	IP	H	R	ER	HR	HB	BB	SO	WP	BK	AVG
2019	DSL Phillies-R	2-0	8.87	15	3	0	0	0	22.1	16	29	22	0	5	38	18	9	1	.208
2020	Did not pitch																		
2021	DSL Phillies-R	2-1	6.10	15	0	0	0	0	20.2	22	20	14	1	6	14	23	8	0	.262
Minors Totals		4-1	7.53	30	3	0	0	0	43.0	38	49	36	1	11	52	41	17	1	.236

ANTLE, CHASE THOMPSON... RHP... B-T: R-R... HT: 6-2; WT: 220... BORN: February 16, 1997, Grove City, OH... **RESIDES:** Grove City... **HOW OBTAINED:** Signed by Phillies as a non-drafted free agent, 6/16/20... **SIGNED BY:** Aaron Jersild... **EDUCATION:** Attended Coastal Carolina University (SC) and is a 2019 graduate of Bowling Green State University (OH)... 2015 graduate of Grove City HS.

2021: Missed the entire season (right elbow surgery)... **2020:** Did not pitch.

YEAR	CLUB	W-L	ERA	G	GS	CG	SHO	SV	IP	H	R	ER	HR	HB	BB	SO	WP	BK	AVG
2020	Did not pitch																		
2021	Injured - Did not pitch																		

APPEL, MARK STEWART... RHP... B-T: R-R... HT: 6-4; WT: 215... BORN: July 15, 1991, Houston, TX... RESIDES: Houston... **HOW OBTAINED:** Acquired from HOU with RHP Vince Velasquez, LHP Brett Oberholtzer, RHP Tom Eschelman and INF Harold Arauz for RHP Ken Giles and INF Jonathan Arauz, 12/12/15; originally selected by HOU in 1st round (1st overall) of June 2013 draft... **SIGNED BY:** Bryan Byrne... **MISC:** 2009 graduate of Monte Vista HS (CA), where he played baseball and basketball... Went 4-0 with a 0.90 ERA in his senior season... Named *Contra Costa Times* Baseball and Basketball Prep Athlete of the Year in 2009... Attended Stanford University (CA) and left as the school's all-time leader in strikeouts... Went 10-4 with a 2.12 ERA and 4 CG in his senior season and compiled 130 SO in 106.1 IP while holding opposing hitters to a .203 AVG... Was 1 of 10 semifinalists for the National Pitcher of the Year Award as named by the College Baseball Hall of Fame... Originally selected by DET in 15th round of June 2009 draft, but did not sign, and by PIT in 1st round (8th overall) of June 2012 draft, but did not sign.

2021: Began season with Reading (AA)... On 5/8, appeared in his first professional game since 9/2/17, going 1,344 days between appearances... Promoted to Lehigh Valley (AAA), 6/24... With Lehigh Valley, held LHH to a .200 AVG (15-75)... Combined to make 4 scoreless starts of at least 5.0 IP (3 with Lehigh Valley and 1 with Reading)... **2018-20:** Did not pitch after taking a leave from baseball... **2017:** Spent majority of season with Lehigh Valley... Went 2-2 with a 2.50 ERA (10 ER, 36.0 IP) and 31 SO over 6 June starts... Was on the IL from 7/13-end of season (right shoulder strain), which included a rehab assignment with Gulf Coast League Phillies (R)... **2016:** Was a non-roster invitee to ML spring training... Began season with Lehigh Valley... Started year with a 9.2-inning scoreless streak... Posted a 3-0 record with a 1.64 ERA (4 ER, 22.0 IP) in his first 4 starts, 4/12-29... Went 0-3 with a 8.27 ERA (15 ER, 16.1 IP) over his next 4 starts before being placed on the IL, 5/27, with a right shoulder strain... Underwent surgery to remove a bone spur from his right elbow on 6/29 (Dr. Michael Ciccotti) and missed remainder of the season... **2015:** Was a non-roster invitee to HOU's spring training... Began season with Corpus Christi (AA)... Pitched a 7.0-inning CG in his final double-A start, 6/21 vs San Antonio (7.0 IP, 4 H, UER, 6 SO)... Promoted to Fresno (AAA), 6/24... Named to Team USA in the All-Star Futures Game at Great American Ball Park in Cincinnati... Posted a 3.12 ERA (21 ER, 60.2 IP) in 10 of his 12 starts with Fresno; allowed 13 ER in 7.2 IP in the other two... Overall, went 10-3, 4.37 ERA (64 ER, 131.2 IP) in 25 starts between the two levels... Struck out 10 batters in a decisive Game 5 of the Pacific Coast League Championship Series, 9/20 vs Round Rock; was the 1st PCL title in club history... Following the season, was named the No. 7 prospect in the Phillies minor league system by *Baseball America*... **2014:** Had an emergency appendectomy, 1/30... Was a non-roster invitee to ML spring training... Entered the season ranked as HOU's No. 3 prospect by *Baseball America*... Began season with Lancaster (A)... Made 12 starts before being promoted to Corpus Christi... Threw 8.0 scoreless innings with 10 SO, 8/26 vs Frisco... Pitched for Arizona Fall League champion Salt River (1-0, 2.61 ERA) and finished T-2nd in the AFL in SO (24)... Named to the AFL Top Prospects Team... **2013:** Made his pro debut with Tri-City (A)... Promoted to Quad Cities (A) on 7/10... Allowed 1 ER or none in 6 of 8 starts with Quad Cities... Posted a 2.12 ERA (7 ER, 29.2 IP) in 7 of his 8 starts with Quad Cities; allowed 7 ER in 3.1 IP in the other one... Placed on the IL with a left shin contusion, 8/26 through the remainder of the season.

YEAR	CLUB	W-L	ERA	G	GS	CG	SHO	SV	IP	H	R	ER	HR	HB	BB	SO	WP	BK	AVG
2013	Tri-City	0-0	3.60	2	2	0	0	0	5.0	6	2	2	0	0	0	6	1	0	.300
	Quad Cities	3-1	3.82	8	8	0	0	0	33.0	30	16	14	2	1	9	27	2	0	.236
2014	Lancaster	2-5	9.74	12	12	0	0	0	44.1	74	51	48	9	0	11	40	4	0	.372
	Corpus Christi	1-2	3.69	7	6	1	0	0	39.0	35	17	16	2	2	13	38	4	0	.236
2015	Corpus Christi	5-1	4.26	13	13	1	0	0	63.1	68	34	30	7	2	23	49	4	0	.279
	Fresno	5-2	4.48	12	12	0	0	0	68.1	67	39	34	6	4	28	61	4	0	.255
2016	Lehigh Valley	3-3	4.46	8	8	0	0	0	38.1	40	22	19	3	1	20	34	6	0	.267
2017	Lehigh Valley	5-4	5.27	17	17	0	0	0	82.0	91	51	48	9	5	53	60	11	0	.284
	GCL Phillies	0-0	0.00	2	0	0	0	0	2.0	1	0	0	0	1	1	0	1	0	.143
2018	Did not pitch																		
2019	Did not pitch																		
2020	Did not pitch																		
2021	Reading	0-1	5.84	8	6	0	0	0	24.2	28	16	16	4	4	15	24	1	0	.292
	Lehigh Valley	3-5	6.17	15	9	0	0	0	46.2	38	33	32	8	9	34	36	4	0	.226
Minors Totals		27-24	5.22	104	93	2	0	0	446.2	478	281	259	50	29	207	375	42	0	.274

ARMENTA, ERUBIEL ALBERTO... LHP... B-T: L-L... HT: 6-2; WT: 210... BORN: March 11, 2000, Tijuana, MX... RESIDES: Tijuana... **HOW OBTAINED:** Signed by Phillies as an amateur free agent, 7/11/19... **SIGNED BY:** Oneri Fleita and Charlie Gatemala.

2021: Began season in extended spring training... Made professional debut with Clearwater (A), 6/16 at Dunedin... Promoted to Jersey Shore (A), 7/10... Appeared in 1 game with Reading (AA) at the end of the season... Combined to post a 1.96 ERA (5 ER, 23.0 IP) and averaged 19.17 SO/9.0 IP (49 SO, 23.0 IP) in 16 relief appearances... Had at least 1 SO in each of his 16 games... Struck out 47.1% of the batters he faced (49-104)... Participated in Florida Instructional League... **2020:** Pitched for Los Mochis in the Mexican Pacific Winter League... **2019:** Was on restricted list, 7/11-end of season.

YEAR	CLUB	W-L	ERA	G	GS	CG	SHO	SV	IP	H	R	ER	HR	HB	BB	SO	WP	BK	AVG
2021	Clearwater	2-0	0.00	4	0	0	0	1	6.2	3	0	0	0	1	4	17	1	0	.125
	Jersey Shore	0-0	3.14	11	0	0	0	2	14.1	11	6	5	1	2	11	30	3	0	.204
	Reading	1-0	0.00	1	0	0	0	0	2.0	1	0	0	0	0	1	2	0	0	.143
Minors Totals		3-0	1.96	16	0	0	0	3	23.0	15	6	5	1	3	16	49	4	0	.176

ASH, KONNOR THOMAS... RHP... B-T: R-R... HT: 6-0; WT: 190... BORN: March 17, 1999, Grand Blanc, MI... RESIDES: Avon, IN... HOW OBTAINED: Signed by Phillies as a non-drafted free agent, 7/20/21... SIGNED BY: Justin Munson... EDUCATION: 2021 graduate of University of Missouri... 2017 graduate of Plainfield South HS (IL)... MISC: Averaged 10.47 SO/9.0 IP (138 SO, 118.2 IP) in 55 games (10 starts) during his 4-year collegiate career.

2021: Began professional career with Florida Complex League Phillies (R)... Promoted to Clearwater (A), 8/26... Participated in Florida Instructional League.

YEAR	CLUB	W-L	ERA	G	GS	CG	SHO	SV	IP	H	R	ER	HR	HB	BB	SO	WP	BK	AVG
2021	FCL Phillies	0-0	4.50	3	1	0	0	1	4.0	4	3	2	1	0	1	6	0	1	.235
	Clearwater	3-0	3.48	6	0	0	0	0	10.1	7	4	4	1	0	7	8	0	0	.206
Minors Totals		3-0	3.77	9	1	0	0	1	14.1	11	7	6	2	0	8	14	0	1	.216

ASTUDILLO, HERMES JOSÉ... RHP... B-T: R-R... HT: 5-11; WT: 188... BORN: March 2, 2002, Barcelona, VZ... RESIDES: Cumaná, VZ... HOW OBTAINED: Signed by Phillies as an amateur free agent, 9/19/18... SIGNED BY: Rafael Álvarez and Ebert Velásquez.

2021: Tossed 8.0 scoreless innings over 5 games with Dominican Summer League Phillies Red (R)... Limited RHH to a .111 AVG (2-18) with no XBH... 2020: Did not pitch... 2019: Made professional debut with DSL Phillies Red.

YEAR	CLUB	W-L	ERA	G	GS	CG	SHO	SV	IP	H	R	ER	HR	HB	BB	SO	WP	BK	AVG
2019	DSL Phillies-R	0-0	9.00	2	0	0	0	0	2.0	3	3	2	0	0	1	0	1	0	.333
2020	Did not pitch																		
2021	DSL Phillies-R	3-0	0.00	5	0	0	0	1	8.0	4	0	0	0	1	2	7	2	0	.160
Minors Totals		3-0	1.80	7	0	0	0	1	10.0	7	3	2	0	1	3	7	3	0	.206

AVILA, KLIUBERT ALEJANDRO... C/1B... B-T: R-R... HT: 5-10; WT: 170... BORN: May 19, 2003, Caracas, VZ... RESIDES: Distrito Capital, VZ... HOW OBTAINED: Signed by Phillies as an amateur free agent, 11/27/19... SIGNED BY: Carlos Salas and Rafael Álvarez.

2021: Began professional career with Dominican Summer League Phillies White (R)... Had the 2nd-highest OPS (.936) among Phillies minor league hitters (min. 100 PA)... Threw out 50.0% (11-22) of base runners attempting to steal... Defensively, made starts at catcher (11) and 1st base (10)... 2020: Did not play.

YEAR	CLUB	AVG	G	AB	R	H	2B	3B	HR	RBI	SH	SF	HP	BB	SO	SB	CS	OBP	SLG	OPS	E
2020	Did not play																				
2021	DSL Phillies-W	.317	33	82	11	26	6	3	1	17	0	1	1	17	19	3	1	.436	.500	.936	2
Minors Totals		.317	33	82	11	26	6	3	1	17	0	1	1	17	19	3	1	.436	.500	.936	2

AZUAJE, ALEXEIS GERUÁN... INF... B-T: R-R... HT: 5-8; WT: 183... BORN: April 24, 2002, Ocumare, VZ... RESIDES: San Francisco de Yare, VZ... HOW OBTAINED: Signed by Phillies as an amateur free agent, 7/2/18... SIGNED BY: Rafael Álvarez and Ebert Velásquez.

2021: Spent season with the Florida Complex League Phillies (R), posting the highest OPS (1.376) on the team (min. 50 PA)... Tied for the most HR (5) on the team... Averaged 1 SO every 11.20 PA... Defensively, made starts at 2nd base (4), 3rd base (2) and SS (7)... Participated in Florida Instructional League... 2020: Did not play... 2019: Made his professional debut with Dominican Summer League Phillies Red (R)... Defensively, made starts at 2nd base (26), 3rd base (2) and SS (17)... Participated in FIL.

YEAR	CLUB	AVG	G	AB	R	H	2B	3B	HR	RBI	SH	SF	HP	BB	SO	SB	CS	OBP	SLG	OPS	E
2019	DSL Phillies-R	.281	49	185	41	52	14	3	5	19	0	3	6	4	41	13	3	.313	.470	.783	12
2020	Did not play																				
2021	FCL Phillies	.400	19	45	17	18	6	0	5	16	1	0	6	4	5	4	0	.509	.867	1.376	3
Minors Totals		.304	68	230	58	70	20	3	10	35	1	3	12	8	46	17	3	.356	.548	.904	15

BAKER, ANDREW FLEMING... RHP... B-T: R-R... HT: 6-3; WT: 200... BORN: March 24, 2000, Montgomery, AL... RESIDES: Pike Road, AL... HOW OBTAINED: Selected by Phillies in 11th round of June 2021 draft... SIGNED BY: Mike Stauffer... EDUCATION: Attended Chipola College (FL) and Auburn University (AL)... 2018 graduate of Macon East Academy (AL)... MISC: Originally selected by LAD in 16th round of June 2019 draft, but did not sign... In 2021 with Chipola, went 7-2 with a 3.45 ERA and averaged 14.44 SO/9.0 IP (92 SO, 57.1 IP) in 15 games (5 starts).

2021: Began professional career with Clearwater (A)... Transferred to Florida Complex League Phillies (R), 9/8... Struck out 20 of the 60 batters he faced (33.3%) and allowed just 5 hits (.122 OPP AVG)... Participated in Florida Instructional League.

YEAR	CLUB	W-L	ERA	G	GS	CG	SHO	SV	IP	H	R	ER	HR	HB	BB	SO	WP	BK	AVG
2021	Clearwater	1-2	11.70	7	1	0	0	0	10.0	4	14	13	1	2	17	16	3	0	.118
	FCL Phillies	0-0	0.00	2	0	0	0	0	2.0	1	0	0	0	0	4	0	0	0	.143
Minors Totals		1-2	9.75	9	1	0	0	0	12.0	5	14	13	1	2	17	20	3	0	.122

BARBER, ALBERTUS... RHP... **B-T:** R-R... **HT:** 6-0; **WT:** 190... **BORN:** February 18, 1996, Kent, WA... **RESIDES:** Kent... **HOW OBTAINED:** Signed by Phillies as a non-drafted free agent, 6/11/19... **SIGNED BY:** Zach Friedman... **EDUCATION:** 2018 graduate of Oklahoma Baptist University; also attended University of Central Missouri and Northeastern Oklahoma A&M College... 2014 graduate of Bixby HS (OK).

2021: Missed entire season (right elbow surgery)... **2020:** Did not pitch... **2019:** Made his professional debut with Gulf Coast League Phillies East (R)... Debuted with Williamsport (A), 7/5... **SIGNED BY:** Zach Friedman... **EDUCATION:** 2018 graduate of Oklahoma Baptist University; also attended University of Central Missouri and Northeastern Oklahoma A&M College... 2014 graduate of Bixby HS (OK).

YEAR	CLUB	W-L	ERA	G	GS	CG	SHO	SV	IP	H	R	ER	HR	HB	BB	SO	WP	BK	AVG
2019	GCL Phillies-E	0-0	3.00	2	0	0	0	0	3.0	2	1	1	0	0	2	4	0	0	.182
	Williamsport	0-0	1.69	4	0	0	0	1	5.1	5	1	1	0	0	1	9	1	0	.250
	Lakewood	4-0	0.00	11	0	0	0	0	12.1	9	0	0	0	0	2	10	0	0	.220
2020	Did not pitch																		
2021	Injured – Did not pitch																		
Minors Totals		4-0	0.87	17	0	0	0	1	20.2	16	2	2	0	0	5	23	1	0	.222

BARBOZA, EDWARD DAVID... C... **B-T:** R-R... **HT:** 5-11; **WT:** 175... **BORN:** April 2, 2001, Ciudad Ojeda, VZ... **RESIDES:** Ciudad Ojeda... **HOW OBTAINED:** Signed by Phillies as an amateur free agent, 2/23/18... **SIGNED BY:** Rómulo Oliveros.

2021: Appeared in 9 games with Florida Complex League Phillies (R)... Was on the suspended list, 8/19-9/23... **2020:** Played for Lara in the Venezuelan Winter League... **2019:** Spent entire season with Dominican Summer League Phillies White (R)... Made appearances at catcher (30 games/24 starts), 1st base (4 games/1 start) and RF (1 game)... Caught 21 runners in 55 SB attempts (38.2%)... Hit .348 (16-46) with RISP... **2018:** Began professional career with DSL Phillies Red... Caught 10 of 35 (28.6%) runners attempting to steal.

YEAR	CLUB	AVG	G	AB	R	H	2B	3B	HR	RBI	SH	SF	HP	BB	SO	SB	CS	OBP	SLG	OPS	E
2018	DSL Phillies-R	.226	20	62	7	14	2	1	0	5	0	0	1	6	15	3	1	.304	.290	.595	2
2019	DSL Phillies-W	.302	42	126	21	38	7	1	2	21	1	2	6	17	21	6	2	.404	.421	.825	4
2020	Did not play																				
2021	FCL Phillies	.292	9	24	4	7	3	2	0	1	0	0	0	3	7	2	0	.370	.583	.953	1
Minors Totals		.278	71	212	32	59	12	4	2	27	1	2	7	26	43	11	3	.372	.401	.773	7

BARRETT, AARON JAMES... RHP... **B-T:** R-R... **HT:** 6-3; **WT:** 230... **BORN:** January 2, 1988, Evansville, IN... **RESIDES:** Santa Rosa Beach, FL... **HOW OBTAINED:** Signed by Phillies as a minor league free agent, 3/7/22; originally selected by WSH in 9th round of June 2010 draft... **SIGNED BY:** Eric Robinson... **EDUCATION:** 2010 graduate of University of Mississippi... Also attended Wabash Valley College (IL)... 2006 graduate of Central HS (IN)... **MISC:** Selected by TEX in 27th round of June 2009 draft, MIN in 20th round of June 2008 draft and LAD in 44th round of June 2006 draft, but did not sign any of those times.

2021: Pitched for Fredericksburg (A), Harrisburg (AA) and Rochester (AAA)... Combined to post a 2.13 ERA (9 ER, 38.0 IP) and averaged 11.84 SO/9.0 IP (50 SO) in 33 appearances... Overall, held opponents to a .206 AVG (28-136) and did not allow a HR to the 158 batters he faced... Was on the IL, beginning of season-6/28 (right knee injury)... His IL stint included a rehab assignment to Fredericksburg... Following the season, pitched for Lacey in the Dominican Winter League... **2020:** Began season at WSH's alternate training site... Returned to the majors after completing his initial comeback in 2019... Was recalled to the active roster on 9/15... Pitched that night at TB... Appeared in relief on 9/18 at MIA and was removed with a right triceps strain... Was on the IL, 9/21-end of season (right triceps strain)... **2019:** Began season with Harrisburg... His 31 saves led WSH's minor league system & the Eastern League and ranked 2nd in all Minor League Baseball... Named an EL midseason and postseason All-Star... Selected as an Organization All-Star by MiLB.com... Was promoted to WSH on 9/4 and made a ML appearance on 9/7 at ATL for the first time since 2015, tossing 1.0 inning with 1 strikeout and 1 walk... **2018:** Was on the IL, beginning of season-9/19 (right elbow fracture)... Returned to the mound for the first time since 2015... Made 20 rehab appearances for Auburn (A), posting a 1.74 ERA (4 ER, 20.2 IP)... **2017:** Missed entire season recovering from a fractured right elbow... **2016:** Missed entire season recovering from Tommy John ligament replacement surgery... **2015:** Began season with a 1.46 ERA (2 ER, 12.1 IP), 19 strikeouts and 2 walks in his first 15 appearances... Was placed on the 15-day IL, 6/12 (right biceps strain)... His IL stint included a rehab assignment to Potomac (A)... Reinstated from the IL on 7/10 and in his next 9 games, tossed 7.2 scoreless innings... Stranded 19 of 27 inherited base runners (70.4%)... Was on the IL, 8/6-end of season (right elbow sprain)... Underwent Tommy John ligament replacement surgery, 9/3 (Dr. James Andrews)... **2014:** Made WSH's Opening Day roster... Earned the win in his ML debut on Opening Day, 3/31 at NYM... Finished 4th among rookie relievers in SO/9.0 IP (10.84)... Surrendered just 1 HR in 51.0 innings between Washington and Syracuse (AAA)... Did not allow an ER in his final 12 ML appearances... Optioned to Syracuse on 8/1 to allow him to get rest and prepare for the ML Postseason... Was on the IL, 8/18-25 (back spasms)... Was recalled to WSH when rosters expanded on 9/1... Made 2 appearances in the NLDS against SF... **2013:** Fanned 12.42 batters per 9.0 innings (69 SO, 50.0 IP) for Harrisburg... His 26 saves ranked 2nd in both the Eastern League and among all WSH's minor leaguers... Named an EL midseason All-Star... Chosen as an Organization All-Star by MiLB.com... Was on the IL, 8/29-9/15 (right back strain)... Following the season, was named the best reliever in the EL by *Baseball America*... **2012:** Spent majority of the season with Hagerstown (A)... Named a South Atlantic League midseason All-Star... Had 16 saves with Hagerstown, which ranked 4th in the SAL... Made 11 appearances with Potomac... Struck out 73 batters in 51.2 innings for the two clubs (12.72 SO/9.0 IP)... Following the season, pitched for Salt River in the Arizona Fall League and was selected to the AFL's Rising Stars Game... **2011:** Worked exclusively in relief and posted 9 saves in 19 appearances with Auburn... Participated in WSH's extended spring training program... **2010:** Began professional career with Vermont (A).

BARRETT (continued)

YEAR	CLUB	W-L	ERA	G	GS	CG	SHO	SV	IP	H	R	ER	HR	HB	BB	SO	WP	BK	AVG	
2010	Vermont	0-5	9.43	10	4	0	0	0	21.0	26	25	22	3	1	22	25	9	0	.299	
2011	Auburn	1-2	4.05	19	0	0	0	9	26.2	16	12	12	2	0	20	32	5	0	.172	
2012	Hagerstown	3-2	2.60	31	0	0	0	16	34.2	25	12	10	2	0	11	52	6	1	.197	
	Potomac	0-0	1.06	11	0	0	0	1	17.0	9	2	2	0	2	3	21	2	0	.153	
2013	Harrisburg	1-1	2.16	51	0	0	0	26	50.0	40	14	12	2	0	15	69	3	0	.216	
2014	WASHINGTON	3-0	2.66	50	0	0	0	0	40.2	33	17	12	1	1	20	49	6	1	.220	
	Syracuse	1-0	0.00	10	0	0	0	2	10.1	5	0	0	0	0	1	8	0	0	.139	
2015	WASHINGTON	3-3	4.60	40	0	0	0	0	29.1	28	15	15	1	3	7	35	1	0	.248	
	Potomac+	0-0	0.00	4	3	0	0	0	3.0	3	1	0	0	0	1	6	0	0	.273	
2016	Injured – Did not pitch																			
2017	Injured – Did not pitch																			
2018	Auburn	2-0	1.74	20	0	0	0	0	20.2	13	6	4	0	1	8	26	5	0	.171	
2019	Harrisburg	0-2	2.75	50	0	0	0	*31	52.1	39	20	16	6	5	16	62	1	0	.199	
	WASHINGTON	0-0	15.43	3	0	0	0	0	2.1	5	4	4	1	0	4	1	1	0	.417	
2020	WASHINGTON	0-0	10.80	2	0	0	0	0	1.2	2	2	2	0	1	2	1	0	0	.333	
2021	Fredericksburg	0-0	3.60	4	0	0	0	0	5.0	2	3	2	0	0	2	11	1	1	.111	
	Harrisburg	1-1	1.04	6	0	0	0	0	8.2	8	4	1	0	0	1	15	2	0	.235	
	Rochester	3-2	2.22	23	0	0	0	2	24.1	18	7	6	0	2	15	24	3	0	.214	
Minors Totals		12-15	2.86	239	7	0	0	87	273.2	204	106	87	15	11	115	351	37	2	.203	
ML	Totals	6-3	4.01	95	0	0	0	0	74.0	68	38	33	3	5	33	86	8	1	.242	

* League leader
+ Rehab assignment

BARRIA, ERICK JAVIER... INF... **B-T:** R-R... **HT:** 5-11; **WT:** 155... **BORN:** January 31, 2003, David, Panama... **RESIDES:** David... **HOW OBTAINED:** Signed by Phillies as an amateur free agent, 2/7/20... **SIGNED BY:** Jesús Méndez and Abdiel Ramos.

2021: Began professional career with Dominican Summer League Phillies White (R)... Did not commit an error in 46 total chances (7 at 2nd base and 39 at SS)... **2020:** Did not play.

YEAR	CLUB	AVG	G	AB	R	H	2B	3B	HR	RBI	SH	SF	HP	BB	SO	SB	CS	OBP	SLG	OPS	E
2020	Did not play																				
2021	DSL Phillies-W	.216	17	37	7	8	2	0	0	2	1	1	1	9	12	2	1	.375	.270	.645	0
Minors Totals		.216	17	37	7	8	2	0	0	2	1	1	1	9	12	2	1	.375	.270	.645	0

BATA, ELIECER EDUARDO... RHP... **B-T:** R-R... **HT:** 6-3; **WT:** 190... **BORN:** March 20, 2004, Achaguas, VZ... **RESIDES:** San Carlos, VZ... **HOW OBTAINED:** Signed by Phillies as an amateur free agent, 12/6/21... **SIGNED BY:** Rafael Álvarez and Jonatan Hernández.

BAYLOR, JAMARI ELLIS... INF... **B-T:** R-R... **HT:** 5-11; **WT:** 200... **BORN:** August 25, 2000, Richmond, VA... **RESIDES:** Sanford, FL... **HOW OBTAINED:** Selected by Phillies in 3rd round of June 2019 draft... **SIGNED BY:** Kellan McKeon... **EDUCATION:** 2019 graduate of Benedictine College Preparatory School (VA).

2021: Began season with Florida Complex League Phillies (R), reaching base safely in each of his first 11 games (.462 OBP), 6/28-7/16... Was placed on the COVID-related IL, 7/24, and did not return to action until mid-August... Slugged 2 HR, 8/13 at FCL Blue Jays... Promoted to Clearwater (A), 9/2... Did not commit an error in 75 total chances at 2nd base... Also played SS... Participated in Florida Instructional League... **2020:** Participated in FIL... **2019:** Made his professional debut with Gulf Coast League Phillies West (R).

YEAR	CLUB	AVG	G	AB	R	H	2B	3B	HR	RBI	SH	SF	HP	BB	SO	SB	CS	OBP	SLG	OPS	E
2019	GCL Phillies-W	.273	4	11	4	3	2	0	0	0	0	0	0	1	2	0	0	.333	.455	.788	0
2020	Did not play																				
2021	FCL Phillies	.303	25	89	24	27	8	1	5	16	0	0	3	18	33	11	5	.436	.584	1.021	7
	Clearwater	.214	15	56	5	12	1	0	0	5	0	0	2	1	27	1	0	.254	.232	.486	2
Minors Totals		.269	44	156	33	42	11	1	5	21	0	0	5	20	62	12	5	.370	.449	.819	9

BELTRAN, NOLAN ANDRÉS... SS... **B-T:** L-R... **HT:** 6-0; **WT:** 160... **BORN:** January 24, 2005, Barranquilla, Colombia... **RESIDES:** Cartagena, Colombia... **HOW OBTAINED:** Signed by Phillies as an amateur free agent, 1/15/22... **SIGNED BY:** Carlos Salas.

BERGOLLA, WILLIAM ALEJANDRO... SS... **B-T:** L-R... **HT:** 5-11; **WT:** 165... **BORN:** October 20, 2004, Valencia, VZ... **RESIDES:** Valencia... **HOW OBTAINED:** Signed by Phillies as an amateur free agent, 1/15/22... **SIGNED BY:** Rafael Álvarez and William Mota.

BETANCOURT, CARLOS EDUARDO... RHP... **B-T:** R-R... **HT:** 6-0; **WT:** 210... **BORN:** March 27, 2001, Cumana, VZ... **RESIDES:** Cumana... **HOW OBTAINED:** Signed by Phillies as an amateur free agent, 7/2/17... **SIGNED BY:** Ebert Velásquez.

2021: Appeared in 3 games with Florida Complex League Phillies (R)... Participated in Florida Instructional League... **2020:** Pitched for Zulia in the Venezuelan Winter League... **2019:** Spent entire season with Gulf Coast League Phillies East (R)... Held LHH to a .182 AVG (8-44) and .405 OPS... Participated in FL... **2018:** Made professional debut with Dominican Summer League Phillies White (R)... **2017:** Participated in FIL.

YEAR	CLUB	W-L	ERA	G	GS	CG	SHO	SV	IP	H	R	ER	HR	HB	BB	SO	WP	BK	AVG
2018	DSL Phillies-W	0-2	4.50	4	4	0	0	0	14.0	16	9	7	0	1	10	8	4	0	.302
2019	GCL Phillies-E	0-3	4.06	10	9	0	0	0	31.0	29	18	14	2	3	14	32	4	0	.236
2020	Did not pitch																		
2021	FCL Phillies	0-0	6.00	3	0	0	0	0	3.0	2	2	2	0	1	2	3	1	0	.222
Minors Totals		0-5	4.31	17	13	0	0	0	48.0	47	29	23	2	5	26	43	9	0	.254

BETTENCOURT, TREVOR THOMAS... RHP... **B-T:** R-R... **HT:** 6-0; **WT:** 215... **BORN:** July 21, 1994, San Jose, CA... **RESIDES:** Pacific Grove, CA... **HOW OBTAINED:** Selected by Phillies in 25th round of June 2016 draft... **SIGNED BY:** Shane Bowers... **EDUCATION:** Attended University of California–Santa Barbara and University of Tennessee... 2012 graduate of St. Francis HS (CA).

2021: Missed entire season (right elbow sprain)... **2020:** Did not pitch... **2019:** Opened season with Reading (AA)... Was placed on the IL, 4/8, and missed remainder of the season with a right elbow strain... **2018:** Began season with Reading... Posted a 2.57 ERA (4 ER, 14.0 IP) in his first 8 games... Was on the IL, 5/8-8/3, with a right shoulder strain; included a rehab assignment at Gulf Coast League Phillies East (R)... Transferred to Clearwater (A) on 8/4 for remainder of season... Did not allow an earned run over his final 14.2 innings (8 games)... Struck out at least 1 batter in 22 of his 24 relief appearances overall... **2017:** Selected as a South Atlantic League midseason All-Star... Began season with Lakewood (A)... Logged a 17.0-inning scoreless streak (11 games) with 31 SO, 4/11-5/30... Named Phillies Minor League Pitcher of the Week, 5/15-21... Was on the IL, 4/16-28 (left oblique muscle strain)... Promoted to Clearwater on 7/12 for remainder of season... Held opponents hitless (0-12) with RISP and did not surrender a run in 8 road games (12.0 IP) with Clearwater... Following the season, pitched for Glendale in the Arizona Fall League... **2016:** Began professional career with Williamsport (A).

YEAR	CLUB	W-L	ERA	G	GS	CG	SHO	SV	IP	H	R	ER	HR	HB	BB	SO	WP	BK	AVG
2016	Williamsport	0-0	0.00	2	0	0	0	0	2.1	0	0	0	0	0	1	2	0	0	.000
2017	Lakewood	3-2	3.28	25	0	0	0	8	35.2	32	14	13	1	2	5	55	6	0	.239
	Clearwater	2-0	1.57	16	0	0	0	2	23.0	13	4	4	2	1	4	22	2	0	.157
2018	Reading	1-0	3.18	11	0	0	0	2	17.0	14	6	6	2	0	9	18	4	1	.226
	GCL Phillies-E	0-0	4.91	3	0	0	0	0	3.2	2	2	2	0	1	1	4	0	0	.154
	Clearwater	1-1	0.53	10	0	0	0	0	17.0	13	5	1	0	0	2	21	2	1	.213
2019	Reading	0-0	3.38	2	0	0	0	0	2.2	3	1	1	0	0	2	5	0	0	.273
2020	Did not pitch																		
2021	Injured – Did not pitch																		
Minors Totals		7-3	2.40	69	0	0	0	12	101.1	77	32	27	5	4	24	127	14	2	.208

BINNS, MALIK DAVID LLOYD... RHP... **B-T:** R-R... **HT:** 6-7; **WT:** 250... **BORN:** January 5, 1999, Chicago, IL... **RESIDES:** Chandler, AZ... **HOW OBTAINED:** Selected by Phillies in 18th round of June 2021 draft... **SIGNED BY:** Hilton Richardson... **EDUCATION:** Attended Benedictine University Mesa (AZ) and Waubensee Community College (IL)... 2017 graduate of Bolingbrook HS (IL)... **MISC:** In 2021 with Benedictine, struck out 55 in 55.0 innings over 15 games (10 starts).

2021: Made professional debut with Florida Complex League Phillies (R)... Participated in Florida Instructional League.

YEAR	CLUB	W-L	ERA	G	GS	CG	SHO	SV	IP	H	R	ER	HR	HB	BB	SO	WP	BK	AVG
2021	FCL Phillies	0-0	0.00	2	2	0	0	0	3.0	1	0	0	0	0	1	1	0	0	.111

BLANCO, WILMER RAFAEL... RHP... **B-T:** R-R... **HT:** 6-3; **WT:** 170... **BORN:** February 21, 2004, Maracay, VZ... **RESIDES:** Turmero, VZ... **HOW OBTAINED:** Signed by Phillies as an amateur free agent, 12/14/21... **SIGNED BY:** Rafael Álvarez and William Mota.

BRITO, DANIEL ALEJANDRO... INF... B-T: L-R... HT: 6-1; WT: 200... BORN: January 23, 1998, Ciudad Guayana, VZ... RESIDES: Ciudad Guayana... HOW OBTAINED: Signed by Phillies as an amateur free agent, 7/17/14... SIGNED BY: Carlos Salas.

2021: Named an Organization All-Star by MiLB.com... His .295 AVG ranked 2nd among all Phillies minor league hitters (min. 300 PA)... Spent most of his season with Reading (AA)... Selected as Double-A Northeast Player of the Week, 6/28-7/4... Named Phillies Minor League Co-Hitter of the Month for July (.985 OPS in 108 PA)... Promoted to Lehigh Valley (AAA), 7/22... Overall, hit .310 (65-210) against RHP... Defensively, made starts at 2nd base (61), 3rd base (4) and SS (4)... Collapsed on the field in the 1st inning on 7/31 at Rochester and missed the remainder of the season on the IL... **2020:** Played for Zulia in the Venezuelan Winter League... **2019:** Spent entire season with Clearwater (A)... Named Phillies Minor League Player of the Week, 5/13-19... Defensively, made starts at 2nd base (65), 3rd base (7) and SS (29)... Posted a .993 fielding percentage at 2nd base (2 errors in 274 total chances)... **2018:** Won a Minor League Baseball Gold Glove Award at 2nd base after posting the highest fielding percentage (.988) among qualifying 2nd basemen across all of MiLB... Led all South Atlantic League 2nd basemen in double plays turned (64)... Selected as an Organization All-Star by MiLB.com... Named Phillies Minor League Defender and Co-Defender of the Month for April and June, respectively... Began season with Lakewood (A)... Collected a season-high 4 hits, 7/16 vs Columbia... Promoted to Clearwater on 8/3 for remainder of season... **2017:** Spent entire season with Lakewood... Named Phillies Minor League Player of the Week, 4/6-16... Led all qualifying 2nd basemen in the SAL with a .977 fielding percentage... Hit .327 (32-98) in 24 games during April, including 10 multi-hit contests... Collected a season-high 4 hits, 7/1 vs Hagerstown... Logged a 10-game hitting streak (.308 AVG), 8/10-23... Tied for team lead in BB... Following the season, played for Zulia in the VWL... **2016:** Spent entire season with Gulf Coast League Phillies (R)... Named a GCL postseason All-Star... Led all Phillies short-season minor leaguers in AVG and triples... Ranked 2nd in the GCL in runs, T-5th in total bases (80), 6th in hits, T-6th in triples and 10th in AB... Recorded 15 multi-hit games... Batted .438 (7-16) in 4 postseason games... Participated in Florida Instructional League... **2015:** Began professional career with Dominican Summer League Phillies (R)... Led all Phillies short-season minor leaguers in BB... Participated in FIL... **2014:** Participated in FIL.

YEAR	CLUB	AVG	G	AB	R	H	2B	3B	HR	RBI	SH	SF	HP	BB	SO	SB	CS	OBP	SLG	OPS	E
2015	DSL Phillies	.269	60	212	33	57	10	3	0	19	4	1	5	35	22	8	9	.383	.344	.727	3
2016	GCL Phillies	.284	47	190	35	54	10	5	2	25	1	2	1	21	27	7	2	.355	.421	.776	8
2017	Lakewood	.239	112	447	54	107	15	1	6	32	4	2	5	33	95	12	9	.298	.318	.616	12
2018	Lakewood	.252	92	329	33	83	13	2	4	31	5	5	2	27	64	15	6	.309	.340	.649	4
	Clearwater	.250	27	92	8	23	5	2	0	7	0	1	1	6	19	1	1	.300	.348	.648	2
2019	Clearwater	.243	103	342	37	83	14	1	4	32	4	5	6	22	73	6	10	.296	.325	.621	7
2020	Did not play																				
2021	Reading	.296	63	247	37	73	14	4	6	22	2	0	3	23	46	3	3	.363	.457	.820	7
	Lehigh Valley	.286	8	28	6	8	1	1	2	8	0	0	0	4	7	0	1	.375	.607	.982	0
Minors Totals		.259	512	1887	243	488	82	19	24	176	20	16	23	171	353	52	41	.325	.360	.685	43

BRITO, ERICK LEONARDO... INF/OF... B-T: R-R... HT: 5-10; WT: 195... BORN: May 25, 2002, Ciudad Guayana, VZ... RESIDES: Ciudad Guayana... HOW OBTAINED: Signed by Phillies as an amateur free agent, 11/29/18... SIGNED BY: Rafael Álvarez and Ebert Velásquez.

2021: Named an Organization All-Star by MiLB.com... Spent entire season with Dominican Summer League Phillies White (R)... Finished 3rd in the DSL in OBP (.470), T-8th in walks (40) and 9th in AVG (.327)... His 20 steals were T-2nd among all Phillies minor league players... Led all short-season Phillies hitters in several offensive categories (min. 125 PA), including AVG, OPS, walks and steals... Had 40 walks to 28 strikeouts... **2020:** Did not play... **2019:** Began professional career with DSL Phillies White... Defensively, made appearances at 2nd base, 3rd base, SS and LF.

YEAR	CLUB	AVG	G	AB	R	H	2B	3B	HR	RBI	SH	SF	HP	BB	SO	SB	CS	OBP	SLG	OPS	E
2019	DSL Phillies-W	.269	21	52	7	14	3	0	0	5	1	1	3	15	9	1	4	.451	.327	.778	4
2020	Did not play																				
2021	DSL Phillies-W	.327	54	153	29	50	4	1	0	21	2	3	4	40	28	20	6	.470	.366	.836	7
Minors Totals		.312	75	205	36	64	7	1	0	26	3	4	7	55	37	21	10	.465	.356	.821	11

BROWN, ANDREW MASON... RHP... B-T: R-R... HT: 6-1; WT: 188... BORN: October 24, 1997, San Diego, CA... RESIDES: Alpine, CA... HOW OBTAINED: Selected by Phillies in 13th round of June 2016 draft... SIGNED BY: Mike Garcia... EDUCATION: 2016 graduate of Granite Hills HS (CA).

2021: Began season with Reading (AA)... Transferred to Jersey Shore (A), 6/29, and finished the year there... Overall, averaged 11.39 SO/9.0 IP (54 SO, 42.2 IP)... Was on the IL with a right shoulder strain, 8/20-end of season... **2020:** Did not pitch... **2019:** Spent entire season with Clearwater (A)... Ranked T-10th in the Florida State League in games started... Ranked 2nd on Clearwater in innings pitched... **2018:** Spent majority of the season with Lakewood (A)... Named Phillies Minor League Pitcher of the Week, 7/9-15... Notched first pro CG (6.0 IP), 7/22 at Hagerstown (gm 1)... In 10 starts with Lakewood, went 5-2 with a 1.81 ERA (12 ER, 59.2 IP) and held opponents to a .193 AVG... Made 2 postseason starts for Lakewood, including Game 3 of the South Atlantic League Championship Series, 9/13 vs Lexington... **2017:** Spent entire season with Williamsport (A)... Went 4-3 with a 2.85 ERA (17 ER, 53.2 IP) in 10 starts... Held RHH to a .206 AVG (27-131)... Posted a 2.76 ERA (10 ER, 32.2 IP) in his last 6 starts... **2016:** Began professional career with Gulf Coast League Phillies (R)... Allowed only 1 ER in 18.1 of his 19.2 IP (0.49 ERA)... 9 of his 11 relief appearances were 2.0 innings or more... Participated in Florida Instructional League.

BROWN, A (continued)

YEAR	CLUB	W-L	ERA	G	GS	CG	SHO	SV	IP	H	R	ER	HR	HB	BB	SO	WP	BK	AVG
2016	GCL Phillies	0-0	2.75	11	0	0	0	0	19.2	18	7	6	0	1	5	20	2	1	.257
2017	Williamsport	4-4	3.11	13	10	0	0	0	63.2	56	26	22	4	5	19	47	3	1	.236
2018	Lakewood	6-3	2.10	14	10	1	0	0	68.2	49	19	16	2	2	16	58	1	1	.199
	Clearwater	0-0	2.25	1	1	0	0	0	4.0	4	1	1	0	0	1	2	0	0	.286
2019	Clearwater	5-7	6.17	24	20	0	0	0	100.2	128	74	69	8	7	37	66	5	0	.314
2020	Did not pitch																		
2021	Reading	0-0	12.38	5	0	0	0	0	8.0	17	16	11	4	1	4	8	0	0	.395
	Jersey Shore	3-2	2.60	19	0	0	0	0	34.2	23	12	10	2	2	20	46	2	0	.183
Minors Totals		18-16	4.06	87	41	1	0	0	299.1	295	155	135	20	18	102	247	13	3	.258

BROWN, BENJAMIN GERALD (Ben)... RHP... B-T: R-R... HT: 6-6; WT: 220... BORN: September 9, 1999, East Setauket, NY... RESIDES: East Setauket... HOW OBTAINED: Selected by Phillies in 33rd round of June 2017 draft... SIGNED BY: Alex Agostino... EDUCATION: 2017 graduate of Ward Melville HS (NY).

2021: Began season with Jersey Shore (A)... Was placed on the development list, 5/23... Transferred to Florida Complex League Phillies (R), 8/27... Was placed on the COVID-related IL, 9/8, and missed the remainder of the season... Participated in Florida Instructional League... **2020:** Participated in FIL... **2019:** Made 4 scoreless appearances (1 start) for Lakewood (A) before missing the rest of the season due to a right elbow sprain... **2018:** Began season with Gulf Coast League Phillies West (R)... Ranked 3rd in the GCL in strikeouts and 9th in innings pitched... Named Phillies Minor League Pitcher of the Week, 7/23-29... Recorded a season-high 16 strikeouts, 7/24 at GCL Tigers East (6.0 IP, 2 H, 0 R, BB)... Posted a 1.80 ERA (6 ER, 30.0 IP) in his first 6 games (5 GS)... Averaged 11.39 SO/9.0 IP (62 SO, 49.0 IP) at the GCL level... On 8/25, promoted to Williamsport (A), where he finished the season... Participated in FIL... **2017:** Made his professional debut with GCL Phillies... 8 of his 10 relief outings were scoreless... Participated in FIL.

YEAR	CLUB	W-L	ERA	G	GS	CG	SHO	SV	IP	H	R	ER	HR	HB	BB	SO	WP	BK	AVG
2017	GCL Phillies	0-0	2.57	10	0	0	0	0	14.0	14	4	4	0	1	6	10	1	0	.269
2018	GCL Phillies-W	4-2	3.12	10	8	1	0	0	49.0	43	21	17	2	1	15	62	5	0	.230
	Williamsport	0-2	7.04	2	2	0	0	0	7.2	9	7	6	1	0	5	3	3	0	.281
2019	Lakewood	0-0	0.00	4	1	0	0	0	13.2	11	0	0	0	0	3	20	0	1	.216
2020	Did not pitch																		
2021	Jersey Shore	0-0	7.50	4	2	0	0	0	12.0	12	10	10	2	1	7	14	1	0	.261
	FCL Phillies	1-0	2.25	3	2	0	0	0	4.0	2	1	1	0	1	1	3	0	0	.143
Minors Totals		5-4	3.41	33	15	1	0	0	100.1	91	43	38	5	4	37	112	10	1	.238

BROWN, LADSON BLAKE (Blake)... RHP... B-T: R-R... HT: 6-0; WT: 190... BORN: August 18, 1998, Dallas, NC... RESIDES: Dallas... HOW OBTAINED: Signed by Phillies as a non-drafted free agent, 6/18/20... SIGNED BY: Kellan McKeon... EDUCATION: 2020 graduate of University of North Carolina-Asheville... 2016 graduate of North Gaston HS (NC)... MISC: During a shortened 2020 collegiate season, posted a 1.89 ERA with 26 strikeouts in 4 starts.

2021: Spent almost entire first professional season with Jersey Shore (A)... Selected as a High-A East All-Star and ranked T-3rd in the league in saves (8)... Made his pro debut, 5/5 vs Hudson Valley... His final appearance was with Reading (AA) on 9/18... Overall, converted each of his 8 save opportunities, held opponents to a .155 AVG (22-142) and averaged 12.95 SO/9.0 IP (59 SO, 41.0 IP)... Participated in Florida Instructional League... **2020:** Participated in FIL.

YEAR	CLUB	W-L	ERA	G	GS	CG	SHO	SV	IP	H	R	ER	HR	HB	BB	SO	WP	BK	AVG
2020	Did not pitch																		
2021	Jersey Shore	2-1	3.15	33	0	0	0	8	40.0	22	16	14	2	4	34	58	6	0	.158
	Reading	0-0	0.00	1	0	0	0	0	1.0	0	0	0	0	0	2	1	1	0	.000
Minors Totals		2-1	3.07	34	0	0	0	8	41.0	22	16	14	2	4	36	59	7	0	.155

BURKE, CHRISTOPHER JAMES (Chris)... C... B-T: L-R... HT: 5-11; WT: 190... BORN: August 16, 2001, Melbourne, Australia... RESIDES: Melbourne... HOW OBTAINED: Signed by Phillies as an amateur free agent, 7/22/19... SIGNED BY: Howard Norsetter.

2021: Began and finished season with Clearwater (A), separated by a stint with Florida Complex League Phillies (R)... Posted a .341 OBP in 27 combined games (82 PA)... Threw out 8 of 33 attempted base stealers (24.2%) in 22 games (17 starts) at catcher... Participated in Florida Instructional League... **2020:** Played for Melbourne in the Australian Baseball League... **2019:** Played for Melbourne in the ABL.

YEAR	CLUB	AVG	G	AB	R	H	2B	3B	HR	RBI	SH	SF	HP	BB	SO	SB	CS	OBP	SLG	OPS	E
2020	Did not play																				
2021	Clearwater	.217	14	46	7	10	4	0	0	4	0	0	0	5	16	2	1	.294	.304	.598	2
	FCL Phillies	.357	13	28	3	10	1	0	0	1	0	0	0	3	5	4	1	.419	.393	.812	3
Minors Totals		.270	27	74	10	20	5	0	0	5	0	0	0	8	21	6	2	.341	.338	.679	5

CABRERA, DEIVI ABRAHAM... INF... B-T: R-R... HT: 5-11; WT: 151... BORN: January 26, 2004, Valencia, VZ... RESIDES: Valencia... HOW OBTAINED: Signed by Phillies as an amateur free agent, 1/15/21... SIGNED BY: Rafael Álvarez and William Mota.

2021: Began professional career with Dominican Summer League Phillies White (R)... Had more walks (12) than strikeouts (6)... Defensively, made starts at 2nd base (6), 3rd base (2) and SS (10).

YEAR	CLUB	AVG	G	AB	R	H	2B	3B	HR	RBI	SH	SF	HP	BB	SO	SB	CS	OBP	SLG	OPS	E
2021	DSL Phillies-W	.220	23	50	10	11	0	1	1	8	0	0	4	12	6	3	1	.409	.320	.729	4

CABRERA, ESTEBAN JOSÉ... RHP... B-T: R-R... HT: 6-4; WT: 240... BORN: February 3, 2003, Maturín, VZ... RESIDES: Valencia, VZ... HOW OBTAINED: Signed by Phillies as an amateur free agent, 7/2/19... SIGNED BY: Rafael Álvarez and William Mota.

2021: Missed entire season after having left shoulder surgery... 2020: Did not pitch.

YEAR	CLUB	W-L	ERA	G	GS	CG	SHO	SV	IP	H	R	ER	HR	HB	BB	SO	WP	BK	AVG	
2020	Did not pitch																			
2021	Injured – Did not pitch																			

CABRERA, JEAN CARLOS EDUARDO... RHP... B-T: R-R... HT: 6-1; WT: 160... BORN: October 20, 2001, Maracay, VZ... RESIDES: Maracay... HOW OBTAINED: Signed by Phillies as an amateur free agent, 7/2/19... SIGNED BY: Rafael Álvarez and William Mota.

2021: Was the recipient of the Paul Owens Award, given annually to the best pitcher in the Phillies minor league system; was the first 19-year-old pitcher to win the award since RHP Carlos Carrasco in 2006... Spent first professional season with Dominican Summer League Phillies White (R)... Made his pro debut, 7/12 vs DSL Rangers-2... Finished with the following rankings among qualifying DSL pitchers: 6th in ERA (1.54) & WHIP (0.84), T-9th in OPP AVG (.185) and T-10th in starts (13)... Surrendered just 1 HR and struck out 61 of the 196 batters he faced... Had a 6.10 SO/BB ratio (61 SO, 10 BB)... Tossed 24.0 consecutive innings without allowing an ER from 7/23-9/21... 2020: Did not pitch.

YEAR	CLUB	W-L	ERA	G	GS	CG	SHO	SV	IP	H	R	ER	HR	HB	BB	SO	WP	BK	AVG
2020	Did not pitch																		
2021	DSL Phillies-W	3-2	1.54	13	13	0	0	0	52.2	34	13	9	1	1	10	61	7	1	.185
Minors Totals		3-2	1.54	13	13	0	0	0	52.2	34	13	9	1	1	10	61	7	1	.185

CARELA, LENY MANUEL... SS... B-T: R-R... HT: 6-0; WT: 170... BORN: October 9, 2004, Santiago de los Caballeros, DR... RESIDES: Santiago de los Caballeros... HOW OBTAINED: Signed by Phillies as an amateur free agent, 1/15/22... SIGNED BY: Andrés Hiraldo and José Guzman.

CARR, JARED MICHAEL... OF... B-T: L-R... HT: 6-1; WT: 195... BORN: May 24, 1999, Martinsburg, WV... RESIDES: Martinsburg... HOW OBTAINED: Selected by Phillies in 13th round of June 2021 draft... SIGNED BY: Timi Moni... EDUCATION: 2021 graduate of Shepherd University (WV)... 2017 graduate of St. James School (MD)... MISC: In his collegiate senior season, hit .375 with 12 doubles, 11 HR, 41 RBI, 38 runs, 25 stolen bases, .447 OBP and .727 SLG in 37 games and was named to the National Collegiate Baseball Writers Association First Team All-Atlantic Region and First Team All-Pennsylvania State Athletic Conference East... During his 4-year collegiate career, posted a .385/.454/.646 slash line in 127 games.

2021: Began professional career with Clearwater (A)... With RISP, hit .421 (8-19), 2 2B, HR, 13 RBI, 5 BB, 3 SO and a 1.203 OPS... Reached base safely in 13 straight games (.420 OBP), 8/20-9/7... Started at each OF position... Participated in Florida Instructional League.

YEAR	CLUB	AVG	G	AB	R	H	2B	3B	HR	RBI	SH	SF	HP	BB	SO	SB	CS	OBP	SLG	OPS	E
2021	Clearwater	.277	32	101	18	28	4	1	4	17	0	2	3	17	32	7	3	.390	.455	.846	0

CARR, TYLER MILLER... RHP... B-T: R-R... HT: 5-11; WT: 175... BORN: May 1, 1996, Avon Park, FL... RESIDES: Lake Placid, FL... HOW OBTAINED: Selected by Phillies in 31st round of June 2018 draft... SIGNED BY: Mike Stauffer... EDUCATION: 2018 graduate of the University of South Alabama... 2014 graduate of Lake Placid HS (FL).

2021: Attended ML spring training as a non-roster invitee... Spent entire season with Reading (AA), leading the team in innings pitched (51.1) by a reliever... Posted a 3.24 ERA (9 ER, 25.0 IP) in 16 home games... Tossed more than 1.0 inning in 19 of his 33 relief appearances... Posted a 3.14 ERA (5 ER, 14.1 IP) in 9 June games... **2020:** Did not pitch... **2019:** Named an Organization All-Star by MiLB.com... Began season with Lakewood (A)... Had a 20.2-inning scoreless streak with Clearwater (A), 5/31-7/10... Pitched 3.0 innings in a combined no-hitter, 6/22 vs Daytona... Named Phillies Minor League Co-Pitcher of the Week, 6/17-23... His lone appearance with Reading came in his final appearance, 8/31 at Trenton... In 39 combined games (1 start), posted a 1.29 ERA (10 ER, 69.2 IP), 0.99 WHIP, held opponents to a .180 AVG and surrendered just 1 HR to 276 batters faced... Held LHH to a combined .175 AVG (18-103) and 5 XBH (all doubles)... **2018:** Began professional career with Gulf Coast League Phillies East (R)... Promoted to Williamsport (A) on 6/28 for remainder of season... Pitched more than 1.0 inning in 8 of his 12 relief appearances with Williamsport... Posted a 0.96 ERA (2 ER, 18.2 IP) in his final 8 games.

YEAR	CLUB	W-L	ERA	G	GS	CG	SHO	SV	IP	H	R	ER	HR	HB	BB	SO	WP	BK	AVG
2018	GCL Phillies-E	0-0	0.00	2	0	0	0	0	4.0	4	1	0	0	0	0	1	0	0	.267
	Williamsport	3-2	2.42	13	1	0	0	0	26.0	31	13	7	1	2	4	23	2	0	.295
2019	Lakewood	2-1	0.51	11	0	0	0	1	17.2	13	6	1	0	0	9	20	5	0	.206
	Clearwater	3-3	1.64	27	1	0	0	5	49.1	29	10	9	1	1	17	50	2	0	.174
	Reading	0-0	0.00	1	0	0	0	0	2.2	1	0	0	0	0	0	6	1	0	.111
2020	Did not pitch																		
2021	Reading	1-0	5.61	33	0	0	0	0	51.1	57	34	32	8	7	22	44	6	1	.291
Minors Totals		9-6	2.92	87	2	0	0	6	151.0	135	64	49	10	10	52	144	16	1	.243

CASE, MITCHELL (Cash)... INF... B-T: L-R... HT: 6-1; WT: 200... BORN: May 12, 1999, Orlando, FL... RESIDES: Orlando... HOW OBTAINED: Signed by Phillies as a minor league free agent, 3/6/22; originally selected by CIN in 4th round of June 2017 draft... SIGNED BY: Sean Buckley... EDUCATION: 2017 graduate of The First Academy (FL).

2020-21: Did not play... **2019:** Played for Billings (R)... Hit .316 (12-38) in his last 15 games (beginning 7/21)... Defensively, made 35 starts in LF... Was his first time playing the outfield professionally... **2018:** Split season between Greenville (R) and Billings... Made 23 starts overall at 2nd base... **2017:** Began professional career with Arizona League Reds (R).

YEAR	CLUB	AVG	G	AB	R	H	2B	3B	HR	RBI	SH	SF	HP	BB	SO	SB	CS	OBP	SLG	OPS	E
2017	AZL Reds	.180	34	133	18	24	2	0	2	12	0	0	0	17	28	2	3	.273	.241	.514	10
2018	Greenville	.314	12	51	8	16	2	2	1	12	0	0	1	3	13	0	0	.364	.490	.854	1
	Billings	.221	25	95	12	21	2	2	0	5	1	0	4	9	22	0	1	.315	.284	.599	7
2019	Billings	.214	41	131	20	28	4	4	2	12	3	1	5	15	34	0	2	.316	.351	.667	3
2020	Did not play																				
2021	Did not play																				
Minors Totals		.217	178	410	58	89	10	8	5	41	4	1	10	44	97	2	6	.308	.317	.625	21

CASTELLANO, EIBERSON JOSÉ... RHP... B-T: R-R... HT: 6-3; WT: 195... BORN: May 9, 2001, Maracaibo, VZ... RESIDES: Maracaibo... HOW OBTAINED: Signed by Phillies as an amateur free agent, 7/2/18... SIGNED BY: Rafael Álvarez and Rómulo Oliveros.

2021: Spent entire season with Dominican Summer League Phillies White (R)... With RISP, held opponents to a .128/.277/.128 slash line with 0 XBH in 47 PA... Limited RHH to a .141 AVG (11-78) and .192 SLG... In 7 August appearances, posted a 0.64 ERA (1 ER, 14.0 IP)... Following the season, pitched for Zulia in the Venezuelan Winter League... **2020:** Pitched for Zulia in the VWL... **2019:** Did not pitch.

YEAR	CLUB	W-L	ERA	G	GS	CG	SHO	SV	IP	H	R	ER	HR	HB	BB	SO	WP	BK	AVG
2019	Did not pitch																		
2020	Did not pitch																		
2021	DSL Phillies-W	2-1	1.09	16	1	0	0	3	33.0	17	7	4	1	6	16	36	2	0	.148
Minors Totals		2-1	1.09	16	1	0	0	3	33.0	17	7	4	1	6	16	36	2	0	.148

CASTILLO, ALI JESÚS... INF... **B-T:** R-R... **HT:** 5-9; **WT:** 180... **BORN:** June 19, 1989, Maracaibo, VZ... **RESIDES:** Maracaibo... **HOW OBTAINED:** Signed by Phillies as a minor league free agent, 12/8/21; originally signed by NYY as an amateur free agent, 10/10/07.

2021: Spent season in WSH's organization, playing for Rochester (AAA) and Harrisburg (AA)... Following the season, played for Zulia in the Venezuelan Winter League... **2020:** Played for Zulia in the VWL and Venezuela in the Caribbean Series... **2019:** Led all Phillies minor leaguers (min. 300 AB) in AVG (.322) and HITS (150)... Had the 3rd-highest AVG in the International League and ranked 7th in hits... Began season with Reading (AA)... Played majority of year with Lehigh Valley (AAA)... Finished season with a 15-game hitting streak (.344 AVG), which began on 8/20... Defensively, made starts at 2nd base (43), 3rd base (9), SS (2), LF (22) and RF (36)... Made his professional debut as a pitcher, appearing in 2 games for Lehigh Valley: 6/21 at Columbus and 6/26 vs Rochester... Following the season, played for Zulia in the VWL and Venezuela in the Caribbean Series... **2018:** Spent entire season with Richmond (AA) in SF's organization... Hit .303 (33-109) against LHP... Had the same number of walks (18) as strikeouts prior to the All-Star break... Defensively, made starts at 2nd base (26), 3rd base (45), SS (12), LF (1), CF (1) and RF (7)... Following the season, played for Zulia in the VWL and Venezuela in the Caribbean Series... **2017:** Began and finished season with Sacramento (AAA)... Also played for San Jose (A) and Richmond... Was on the IL from 4/13-20 (right calf bruise)... Following the season, played for Zulia in the VWL... **2016:** Selected as an Organization All-Star by MiLB.com... Began season with Richmond... Finished season at Sacramento... Combined to hit .313 (119-380) in 115 games... Following the season, played for Zulia in the VWL and Venezuela in the Caribbean Series... **2015:** Played majority of season with Trenton (AA)... Also saw action with Scranton/Wilkes-Barre (AAA)... Was on the IL from 4/9-5/11 (left index finger sprain)... Following the season, played for Zulia in the VWL... **2014:** Spent entire season with Trenton... Following the season, played for Zulia in the VWL... **2013:** Named MVP of the postseason after helping Trenton win the Eastern League Championship Series... Began season with Tampa (A)... Following the season, played for Zulia in the VWL... **2012:** Spent entire season with Charleston (A)... Posted an .819 OPS in 86 games... Following the season, played for Zulia in the VWL... **2011:** Began season with Dominican Summer League Yankees-1 (R)... Played most of season with Staten Island (A)... **2010:** Played for both DSL Yankees teams... **2009:** Was 5th in the DSL in SLG and 10th in AVG... Led all qualifying DSL 3rd basemen with a .955 fielding percentage... **2008:** Began professional career with DSL Yankees-1.

YEAR	CLUB	AVG	G	AB	R	H	2B	3B	HR	RBI	SH	SF	HP	BB	SO	SB	CS	OBP	SLG	OPS	E
2008	DSL Yankees-1	.288	68	243	42	70	10	4	1	36	2	0	7	27	25	8	10	.375	.374	.749	14
2009	DSL Yankees-1	.319	51	185	40	59	13	9	1	27	0	2	1	24	14	10	1	.396	.503	.899	9
2010	DSL Yankees-1	.342	31	73	18	25	3	4	0	16	2	1	2	13	7	5	4	.449	.493	.942	2
	DSL Yankees-2	.324	25	71	17	23	4	1	1	12	1	3	1	8	3	4	1	.386	.451	.837	4
2011	DSL Yankees-1	.286	6	14	3	4	1	0	0	1	0	0	1	0	3	3	1	.333	.357	.690	0
	Staten Island	.224	49	152	24	34	8	1	0	11	3	2	0	9	21	3	2	.264	.289	.553	5
2012	Charleston	.307	86	283	44	87	20	1	5	28	5	2	8	27	33	17	13	.381	.438	.819	4
2013	Tampa	.234	73	244	24	57	4	1	3	24	4	2	2	21	44	7	6	.297	.295	.592	8
	Trenton	.218	46	156	15	34	4	3	0	22	3	1	4	12	29	4	4	.289	.282	.571	4
2014	Trenton	.254	120	410	46	104	18	3	2	42	10	1	3	36	45	17	5	.318	.327	.645	14
2015	Trenton	.269	68	268	31	72	5	0	2	36	3	4	1	21	33	25	9	.320	.310	.630	5
	Scranton/W-B	.367	20	79	7	29	8	0	0	13	0	0	4	7	4	3	.398	.468	.866	2	
2016	Richmond	.317	66	199	22	63	9	3	0	17	3	3	3	12	24	6	4	.359	.392	.751	2
	Sacramento	.309	49	181	24	56	6	1	0	14	1	0	1	8	20	4	3	.342	.354	.696	7
2017	Sacramento	.254	70	244	23	62	10	3	1	18	2	2	1	10	23	4	2	.284	.332	.616	8
	San Jose	.154	3	13	0	2	1	0	0	1	0	0	0	0	4	0	0	.154	.231	.385	0
	Richmond	.297	34	101	1	30	3	0	0	7	0	2	1	6	9	1	2	.336	.327	.663	5
2018	Richmond	.255	111	329	43	84	17	4	2	30	3	6	2	23	35	6	8	.303	.350	.652	10
2019	Reading	.373	16	51	7	19	5	1	1	8	2	0	0	7	10	2	2	.448	.569	1.017	1
	Lehigh Valley	.316	113	415	60	131	22	4	7	58	4	7	1	27	55	4	4	.353	.439	.792	9
2020	Did not play																				
2021	Rochester	.211	61	161	15	34	3	2	0	11	0	2	2	8	28	2	0	.254	.255	.509	2
	Harrisburg	.204	16	54	3	11	0	0	0	4	2	0	1	3	4	2	1	.259	.204	.463	1
Minors Totals		.278	1182	3926	509	1090	174	45	26	436	50	40	42	306	476	138	85	.333	.365	.698	116

CASTILLO, STARLYN... RHP... **B-T:** R-R... **HT:** 6-0; **WT:** 215... **BORN:** February 24, 2002, Pimentel, DR... **RESIDES:** Santo Domingo, DR... **HOW OBTAINED:** Signed by Phillies as an amateur free agent, 7/2/18... **SIGNED BY:** Carlos Salas and Franklin Felida.

2021: Pitched for Clearwater (A)... In 3 starts, posted a 0.82 ERA (1 ER, 11.0 IP) with 12 strikeouts while allowing 6 hits and 2 walks... Held RHH to a .150/.261/.225 slash line (46 PA)... Was placed on the IL, 6/9, with a right elbow strain and missed the remainder of the season... **2020:** Participated in Florida Instructional League... **2019:** Began his professional career with Gulf Coast League Phillies East (R)... Participated in FIL... **2018:** Participated in FIL.

YEAR	CLUB	W-L	ERA	G	GS	CG	SHO	SV	IP	H	R	ER	HR	HB	BB	SO	WP	BK	AVG	
2019	GCL Phillies-E	0-2	7.71	5	4	0	0	0	9.1	9	8	8	0	0	8	10	1	1	.257	
2020	Did not pitch																			
2021	Clearwater	0-2	4.35	6	3	0	0	0	20.2	17	10	10	1	2	10	20	0	0	.218	
Minors Totals		0-4	5.40	11	7	0	0	0	30.0	26	18	18	1	2	18	30	1	1	.230	

CESAR, JOEL DANIEL... RHP... B-T: R-R... HT: 5-10; WT: 205... BORN: January 26, 1996, Altamira, DR... RESIDES: Altamira... HOW OBTAINED: Acquired from PIT as the player to be named later along with cash considerations in exchange for LHP Austin Davis, 9/19/20; originally signed by PIT as an amateur free agent, 10/30/15... SIGNED BY: Rene Gayo, Juan Mercado and Victor Santana.

2021: Made 6 appearances with Reading (AA)... Was placed on the IL, 5/25, with a right elbow strain and missed rest of the season... **2020:** Participated in Florida Instructional League... Pitched for Cibao in the Dominican Winter League... **2019:** Began season with Bradenton (A)... Selected as a Florida State League midseason All-Star... On 5/9, promoted to Altoona (AA), where he finished the year... Posted a 3.02 ERA (17 ER, 50.2 IP) with 6 saves and 52 SO in 37 games (1 start) combined across both levels... Following the season, appeared in 6 games with Cibao in the DWL... **2018:** Spent entire year with full-season West Virginia (A)... Was on the IL, 5/16-29, with a right hip strain... Held LHH to a .195 AVG (17-87) and a .241 SLG... **2017:** Spent entire year with short-season West Virginia (A)... Among all New York-Penn League pitchers, finished T-4th in games and T-5th in saves... **2016:** Began his professional career with Dominican Summer League Pirates (R).

YEAR	CLUB	W-L	ERA	G	GS	CG	SHO	SV	IP	H	R	ER	HR	HB	BB	SO	WP	BK	AVG
2016	DSL Pirates	0-0	2.70	2	2	0	0	0	6.2	4	3	2	1	0	7	5	4	0	.174
2017	West Virginia	1-1	3.67	22	0	0	0	7	27.0	16	12	11	2	2	18	27	7	0	.165
2018	West Virginia	2-1	3.15	29	0	0	0	3	54.1	44	30	19	4	0	23	50	7	1	.222
2019	Bradenton	2-0	0.73	9	0	0	0	5	12.1	4	1	1	1	0	5	16	2	0	.100
	Altoona	3-4	3.76	28	1	0	0	1	38.1	38	18	16	5	4	12	36	3	2	.260
2020	Did not pitch																		
2021	Reading	0-1	10.29	6	0	0	0	1	7.0	7	8	8	2	0	8	7	0	0	.250
Minors Totals		8-7	3.52	96	3	0	0	17	145.2	113	72	57	15	6	73	141	23	3	.212

CHIRINOS, EDUAR JAVIER... LHP... B-T: L-L... HT: 5-10; WT: 160... BORN: April 20, 2005, Valencia, VZ... RESIDES: Valencia... HOW OBTAINED: Signed by Phillies as an amateur free agent, 1/15/22... SIGNED BY: Rafael Álvarez and Jonatan Hernández.

COLLINS, NICHOLAS TY (Ty)... RHP... B-T: L-R... HT: 6-4; WT: 172... BORN: August 29, 2001, Los Angeles, CA... RESIDES: Seminole, FL... HOW OBTAINED: Selected by Phillies in 16th round of June 2021 draft... SIGNED BY: Chris Duffy... EDUCATION: Attended Glendale CC (CA)... 2020 graduate of St. John Bosco HS (CA).

2021: Made professional debut with Florida Complex League Phillies (R)... Participated in Florida Instructional League.

YEAR	CLUB	W-L	ERA	G	GS	CG	SHO	SV	IP	H	R	ER	HR	HB	BB	SO	WP	BK	AVG
2021	FCL Phillies	1-0	10.80	4	0	0	0	0	3.1	3	5	4	1	0	8	5	4	0	.231

COLMENARES, KILWER ALIXANDER... SS... B-T: S-R... HT: 5-8; WT: 160... BORN: April 26, 2005, Barquisimeto, VZ... RESIDES: Barquisimeto... HOW OBTAINED: Signed by Phillies as an amateur free agent, 1/15/22... SIGNED BY: Carlos Salas and Franklin Rojas.

COLMENAREZ, JOSÉ LEONARDO... C... B-T: R-R... HT: 5-6; WT: 178... BORN: November 24, 2002, Mariara, VZ... RESIDES: Maracay, VZ... HOW OBTAINED: Signed by Phillies as an amateur free agent, 7/2/19... SIGNED BY: Rafael Álvarez and William Mota.

2021: Began professional career with Dominican Summer League Phillies White (R)... In 20 games (18 starts) at catcher, posted a .992 fielding percentage (1 error in 122 total chances) and threw out 35.0% (7-20) of base runners attempting to steal... **2020:** Did not play.

YEAR	CLUB	AVG	G	AB	R	H	2B	3B	HR	RBI	SH	SF	HP	BB	SO	SB	CS	OBP	SLG	OPS	E
2020	Did not play																				
2021	DSL Phillies-W	.190	21	42	7	8	1	0	0	8	0	0	3	5	11	3	2	.320	.214	.534	1
Minors Totals		.190	21	42	7	8	1	0	0	8	0	0	3	5	11	3	2	.320	.214	.534	1

CONLEY, JOHN PATRICK (Jack)... C... B-T: R-R... HT: 6-0; WT: 212... BORN: January 16, 1997, Raleigh, NC... RESIDES: Raleigh... HOW OBTAINED: Selected by Phillies in 27th round of June 2018 draft... SIGNED BY: Kellan McKeon... EDUCATION: Attended North Carolina State University... 2015 graduate of Leesville Road HS (NC)... MISC: Originally selected by BOS in 30th round of June 2015 draft, but did not sign.

2021: Began season with Lehigh Valley (AAA)... Transferred to Reading (AA), 6/8, and remained there for the rest of the year... Combined to throw out 25.0% (16-64) of base runners attempting to steal... Made his first professional appearance as a pitcher, 5/27 vs Worcester... **2020:** Did not play... **2019:** Began season with Lakewood (A)... Promoted to Clearwater (A), 6/13... Was on the IL, 7/16-25, with a left eye laceration... Promoted to Reading, 7/30... Overall, caught 9 runners in 35 SB attempts (25.7%)... **2018:** Began his professional career with Gulf Coast League Phillies East (R)... Slugged first 2 pro homers, 8/2 at GCL Braves... Batted .362 (21-58) against RHP... Caught 6 of 27 (22.2%) base runners attempting to steal.

YEAR	CLUB	AVG	G	AB	R	H	2B	3B	HR	RBI	SH	SF	HP	BB	SO	SB	CS	OBP	SLG	OPS	E
2018	GCL Phillies-E	.329	33	76	18	25	4	0	2	11	0	1	3	14	17	0	0	.447	.461	.907	3
2019	Lakewood	.190	19	58	5	11	3	0	0	2	1	0	1	6	14	0	0	.277	.241	.518	4
	Clearwater	.167	9	30	1	5	1	0	0	3	2	0	2	0	8	0	0	.219	.200	.419	1
	Reading	.273	8	22	5	6	1	0	1	1	0	0	0	6	7	1	0	.429	.455	.883	1
2020	Did not play																				
2021	Lehigh Valley	.111	7	18	3	2	2	0	0	0	0	0	0	3	10	0	0	.238	.222	.460	1
	Reading	.155	44	142	20	22	5	1	4	12	2	0	1	16	46	1	0	.245	.289	.534	4
Minors Totals		.205	120	346	52	71	16	1	7	29	5	7	45	102	2	0	.308	.318	.626	14	

CORNELIUS, CHRISTOPHER JAMES (Chris)... INF... B-T: R-R... HT: 6-0; WT: 195... BORN: September 4, 1997, St. Louis, MO... RESIDES: St. Louis... HOW OBTAINED: Selected by Phillies in 16th round of June 2019 draft... SIGNED BY: Justin Munson... EDUCATION: Attended University of Missouri... 2016 graduate of St. John Vianney HS (MO).

2021: Began season with Jersey Shore (A)... Was on the IL, 5/21-7/28, with a left hamstring strain, which included a rehab assignment to Florida Complex League Phillies (R)... Promoted to Reading (AA), 8/6... Defensively, made starts at 2nd base (29), 3rd base (9) and SS (2)... **2020:** Participated in Florida Instructional League... **2019:** Made professional debut with Gulf Coast League Phillies West (R)... Participated in FIL.

YEAR	CLUB	AVG	G	AB	R	H	2B	3B	HR	RBI	SH	SF	HP	BB	SO	SB	CS	OBP	SLG	OPS	E
2019	GCL Phillies-W	.167	3	6	0	1	0	0	0	0	0	0	1	1	1	0	0	.375	.167	.542	0
2020	Did not play																				
2021	Jersey Shore	.263	13	38	3	10	0	1	0	4	0	2	2	2	14	0	0	.318	.316	.634	1
	FCL Phillies	.400	2	5	2	2	0	0	0	0	0	0	0	0	0	0	0	.400	.400	.800	1
	Reading	.220	26	91	11	20	5	0	1	5	1	0	0	3	23	0	1	.245	.308	.552	2
Minors Totals		.236	44	140	16	33	5	1	1	10	1	2	3	6	38	0	1	.278	.307	.585	4

CORREDOR, ALDREM STEVEN... 1B/OF... B-T: L-L... HT: 6-0; WT: 225... BORN: October 27, 1995, Ocumare del Tuy, VZ... RESIDES: Santa Teresa del Tuy, VZ... HOW OBTAINED: Signed by Phillies as a minor league free agent, 12/9/21; originally signed by WSH as an amateur free agent, 7/12/12... SIGNED BY: Juan Muñoz.

2021: Played majority of year with Harrisburg (AA)... Batted .349 (29-83) with 12 XBH, 24 RBI and a .998 OPS in 23 June games... Was on the IL, 7/27-8/10 (right calf strain), which included a rehab assignment to Wilmington (A)... Following the season, played for Caracas in the Venezuelan Winter League... **2020:** Played for Caracas in the VWL... **2019:** Named a Carolina League midseason and postseason All-Star... Spent season with Potomac (A)... Ranked among CL batters in RBI (1st, 89), doubles (1st, 34), hits (2nd, 140), XBH (3rd, 43), total bases (3rd, 201) and AVG (5th, .283)... Hit safely in 19 straight games (.353 AVG), 7/28-8/21... **2018:** Finished 3rd among WSH minor league players in AVG (.300) and 4th in RBI (67)... Named an Organization All-Star by MiLB.com... Split season between Hagerstown (A) and Potomac... Following the season, played for Caracas in the VWL... **2017:** Selected as a South Atlantic League midseason All-Star... Played entire year with Hagerstown... Ranked T-8th in the SAL with 30 doubles... Following the season, played for Caracas in the VWL... **2016:** Was his second season with Gulf Coast League Nationals (R)... His .290 AVG ranked 5th among WSH minor league hitters and 10th in the GCL... Following the season, played for Caracas in the VWL... **2015:** Spent his second season with Dominican Summer League Nationals (R)... **2014:** Spent season with GCL Nationals... **2013:** Made professional debut with DSL Nationals.

YEAR	CLUB	AVG	G	AB	R	H	2B	3B	HR	RBI	SH	SF	HP	BB	SO	SB	CS	OBP	SLG	OPS	E
2013	DSL Nationals	.265	57	196	32	52	8	3	0	18	1	3	1	27	23	4	4	.352	.337	.689	3
2014	GCL Nationals	.235	32	85	15	20	3	0	0	19	1	1	1	25	18	2	2	.411	.271	.682	0
2015	DSL Nationals	.303	63	218	39	66	12	2	3	41	2	3	3	39	44	3	2	.411	.417	.828	11
2016	GCL Nationals	.290	42	169	18	49	8	2	1	26	0	4	0	21	28	1	1	.361	.379	.740	3
2017	Hagerstown	.261	120	449	53	117	30	4	5	55	4	2	4	47	109	4	1	.335	.379	.714	6
2018	Hagerstown	.289	56	187	21	54	7	2	4	30	1	1	2	17	33	0	0	.353	.412	.765	2
	Potomac	.311	59	219	24	68	17	0	5	37	0	4	0	19	46	0	0	.360	.457	.817	1
2019	Potomac	.283	127	495	60	140	*34	0	9	*89	1	5	4	36	104	2	2	.333	.406	.739	3
2020	Did not play																				
2021	Harrisburg	.257	92	323	31	83	19	1	9	52	0	2	2	33	79	1	0	.328	.406	.734	6
	Wilmington	.000	4	8	1	0	0	0	0	0	0	0	0	1	4	0	0	.111	.000	.111	0
Minors Totals		.276	652	2349	294	649	138	14	36	367	10	25	17	265	488	17	12	.351	.393	.744	35

* League leader

COTTO, GABRIEL... LHP... **B-T:** L-L... **HT:** 6-4; **WT:** 193... **BORN:** May 15, 2000, Cidra, PR... **RESIDES:** Cidra... **HOW OBTAINED:** Selected by Phillies in 7th round of June 2018 draft... **SIGNED BY:** Luis Raffan... **EDUCATION:** 2018 graduate of Puerto Rico Baseball Academy.

2021: Began season with Florida Complex League Phillies (R)... Promoted to Clearwater (A), 8/3... Combined to average 10.88 SO/9.0 IP (56 SO, 46.1 IP)... Following the season, pitched for Carolina in the Puerto Rican Winter League... **2020:** Pitched for RA12 in the PRWL... **2019:** Spent entire season with Gulf Coast League Phillies East (R)... **2018:** Began professional career with GCL Phillies East... Participated in Florida Instructional League.

YEAR	CLUB	W-L	ERA	G	GS	CG	SHO	SV	IP	H	R	ER	HR	HB	BB	SO	WP	BK	AVG
2018	GCL Phillies-E	0-2	9.39	8	7	0	0	0	15.1	16	19	16	0	6	16	15	5	1	.258
2019	GCL Phillies-E	0-4	7.91	11	2	0	0	0	19.1	23	20	17	2	2	15	17	6	1	.274
2020	Did not pitch																		
2021	FCL Phillies	2-0	0.00	4	1	0	0	0	11.1	8	0	0	0	0	12	18	3	0	.205
	Clearwater	2-3	4.11	8	6	0	0	0	35.0	31	18	16	4	5	18	38	6	1	.238
Minors Totals		4-9	5.44	31	16	0	0	0	81.0	78	57	49	6	13	61	88	20	3	.248

DE FREITAS, ARTURO... C... **B-T:** R-R... **HT:** 6-0; **WT:** 180... **BORN:** May 28, 2001, Maracay, VZ... **RESIDES:** Caracas, VZ... **HOW OBTAINED:** Signed by Phillies as an amateur free agent, 3/15/18... **SIGNED BY:** Ebert Velásquez.

2021: Split time between Florida Complex League Phillies (R) and Clearwater (A)... Threw out 42.1% (8-19) of base runners attempting to steal... Was on the IL, 8/15-9/3, with a right finger contusion... Participated in Florida Instructional League...

2019-20: Did not play... **2018:** Began his professional career with Dominican Summer League Phillies White (R)... Hit .440 (11-25) with RISP and 2 outs... Caught 9 of 27 (33.3%) base runners attempting to steal in 18 games (14 starts) at catcher... Also started 17 games at 1st base and made 1 appearance at 3rd base... Participated in FIL.

YEAR	CLUB	AVG	G	AB	R	H	2B	3B	HR	RBI	SH	SF	HP	BB	SO	SB	CS	OBP	SLG	OPS	E
2018	DSL Phillies-W	.266	59	173	30	46	16	1	3	28	0	2	10	28	39	3	1	.394	.422	.816	2
2019	Did not play																				
2020	Did not play																				
2021	FCL Phillies	.250	8	20	5	5	3	0	0	5	0	0	0	2	3	1	0	.318	.400	.718	0
	Clearwater	.176	13	34	2	6	0	0	0	2	0	0	3	1	9	0	0	.263	.176	.440	2
Minors Totals		.251	80	227	37	57	19	1	3	35	0	2	13	31	51	4	1	.370	.383	.753	4

DE LA CRUZ, CARLOS... OF... **B-T:** R-R... **HT:** 6-8; **WT:** 240... **BORN:** October 6, 1999, Yonkers, NY... **RESIDES:** Yonkers... **HOW OBTAINED:** Signed by Phillies as a non-drafted free agent, 8/23/17... **SIGNED BY:** Alex Agostino... **EDUCATION:** 2017 graduate of George Washington HS (NY).

2021: Began season with Clearwater (A)... Transferred to Florida Complex League Phillies (R), 6/29... Promoted to Clearwater, 8/3, and then to Jersey Shore (A), 8/10... In 7 September games, batted .346 (9-26), 3 2B, HR, 5 RBI and a .923 OPS... Made starts in LF, CF and RF... **2020:** Did not play... **2019:** Spent entire season with Lakewood (A)... Made starts at all outfield positions... Totaled 8 OF assists... Hit 4 HR over 8 games, 7/12-19... Participated in Florida Instructional League... **2018:** Began professional career with Gulf Coast League Phillies East (R)... Ranked T-6th in the GCL in HR... Slugged 2 HR, 8/16 at GCL Yankees East... Participated in FIL... **2017:** Participated in FIL.

YEAR	CLUB	AVG	G	AB	R	H	2B	3B	HR	RBI	SH	SF	HP	BB	SO	SB	CS	OBP	SLG	OPS	E
2018	GCL Phillies-E	.284	43	148	20	42	8	0	6	21	0	2	4	11	56	2	1	.345	.459	.805	3
2019	Lakewood	.220	117	428	38	94	17	4	7	50	0	2	4	27	159	7	7	.271	.327	.598	6
2020	Did not play																				
2021	Clearwater	.148	37	122	10	18	5	0	2	11	0	0	4	13	56	2	0	.252	.238	.490	1
	FCL Phillies	.200	9	20	3	4	0	0	0	1	0	0	2	8	8	3	0	.467	.200	.667	0
	Jersey Shore	.242	17	62	10	15	4	0	3	14	0	1	0	5	23	0	0	.294	.452	.746	1
Minors Totals		.222	223	780	81	173	34	4	18	97	0	5	14	64	302	14	8	.291	.345	.636	11

DE LA CRUZ, JONÁS... RHP... B-T: R-R... HT: 6-3; WT: 210... BORN: January 1, 1998, Santo Domingo Este, DR... RESIDES: Santo Domingo... HOW OBTAINED: Signed by Phillies as an amateur free agent, 9/19/16... SIGNED BY: Carlos Salas.

2021: Began season with Florida Complex League Phillies (R)... Promoted to Jersey Shore (A), 7/31... Overall, struck out 30 in 25.2 innings... 2020: Did not pitch... 2019: Was placed on the IL, 6/20, with a right shoulder cyst decompression... Spent season on the IL, but made 8 starts on rehab assignments to both Gulf Coast League Phillies (R) clubs... Participated in Florida Instructional League... 2018: Spent entire season with GCL Phillies East... Went 4-2 with a 3.86 ERA (10 ER, 23.1 IP) in 6 starts... Limited RHH to a .187 AVG (17-91)... Participated in FIL... 2017: Began professional career with Dominican Summer League Phillies White (R)... Earned first pro win, 6/17 vs DSL Rojos... Allowed just 1 hit over 6.0 scoreless innings, 6/29 at DSL Tigers... Went 2-2 with a 2.05 ERA (5 ER, 22.0 IP) over 5 June starts... Participated in FIL.

YEAR	CLUB	W-L	ERA	G	GS	CG	SHO	SV	IP	H	R	ER	HR	HB	BB	SO	WP	BK	AVG
2017	DSL Phillies-W	5-6	3.71	15	14	0	0	0	63.0	60	31	26	4	2	33	60	9	0	.260
2018	GCL Phillies-E	5-2	4.46	10	6	0	0	0	34.1	31	22	17	3	3	19	31	3	2	.244
2019	GCL Phillies-W	0-1	10.80	2	2	0	0	0	3.1	7	4	4	2	0	0	9	0	0	.412
	GCL Phillies-E	0-0	0.00	6	6	0	0	0	9.2	2	0	0	0	1	4	14	2	0	.067
	GCL Combined	0-1	2.77	8	8	0	0	0	13.0	9	4	4	2	1	4	23	2	0	.191
2020	Did not pitch																		
2021	FCL Phillies	0-1	10.50	4	1	0	0	0	6.0	11	9	7	1	1	3	11	2	0	.355
	Jersey Shore	0-1	8.69	11	0	0	0	0	19.2	26	19	19	6	2	18	19	3	0	.321
Minors Totals		10-11	4.83	48	29	0	0	0	136.0	137	85	73	16	9	77	144	19	2	.265

DYAR, HILTON... RHP... B-T: R-R... HT: 6-2; WT: 200... BORN: July 24, 2001, Clinton, MS... RESIDES: Raymond, MS... HOW OBTAINED: Selected by Phillies in 21st round of June 2019 draft... SIGNED BY: Mike Stauffer... EDUCATION: 2019 graduate of Clinton HS (MS).

2021: Missed entire season due to a right shoulder strain... 2020: Participated in Florida Instructional League... 2019: Participated in FIL.

YEAR	CLUB	W-L	ERA	G	GS	CG	SHO	SV	IP	H	R	ER	HR	HB	BB	SO	WP	BK	AVG
2019	Did not pitch																		
2020	Did not pitch																		
2021	Injured - Did not pitch																		

EASTMAN, COLTON JOHN... RHP... B-T: R-R... HT: 6-2; WT: 190... BORN: August 22, 1996, Fresno, CA... RESIDES: Fresno... HOW OBTAINED: Selected by Phillies in 4th round of June 2018 draft... SIGNED BY: Demerius Pittman... EDUCATION: Attended California State University, Fullerton... 2015 graduate of Central Union HS (CA)... MISC: Originally selected by MIN in 20th round of June 2015 draft, but did not sign... In 3 collegiate seasons, went 20-7 with a 2.29 ERA in 42 games (39 starts).

2021: Began season with Reading (AA)... Promoted to Lehigh Valley (AAA), 9/7... Ranked T-2nd in SHO (1) among Triple-A East pitchers... Combined to post a 3.33 ERA (20 ER, 54.0 IP) and held LHH to a .189 AVG (17-90) in 15 games (11 starts)... Was on the IL, 6/14-8/13, with a right index finger fracture... Tossed his first professional shutout (6.0 IP), 9/22 at Buffalo... 2020: Did not pitch... 2019: Led all Phillies minor league pitchers in IP (128.2)... Began season with Lakewood (A)... Appeared in his first game with Clearwater (A), 5/2... Finished season at Reading... Recorded a season-high 11 SO, 5/26 at Jupiter... In 19 starts overall, posted a 3.54 ERA (42 ER, 106.2 IP)... 2018: Began pro career with Williamsport (A)... Posted a 0.90 ERA (1 ER, 10.0 IP) with 13 SO and allowed 6 hits in his last 4 starts... Held opponents to a .200 AVG (4-20) with RISP.

YEAR	CLUB	W-L	ERA	G	GS	CG	SHO	SV	IP	H	R	ER	HR	HB	BB	SO	WP	BK	AVG
2018	Williamsport	0-2	3.00	8	8	0	0	0	18.0	18	6	6	1	0	7	23	0	0	.269
2019	Lakewood	1-2	6.00	5	3	0	0	1	21.0	21	15	14	2	0	3	25	0	0	.244
	Clearwater	5-5	3.36	13	12	1	0	0	75.0	74	30	28	9	1	22	79	7	1	.258
	Reading	1-1	3.03	6	4	0	0	0	32.2	25	14	11	3	1	12	30	0	0	.216
2020	Did not pitch																		
2021	Reading	0-3	3.55	11	7	0	0	0	33.0	24	15	13	4	0	16	34	7	0	.198
	Lehigh Valley	1-1	3.00	4	4	1	1	0	21.0	18	7	7	1	0	7	14	2	0	.237
Minors Totals		8-14	3.54	47	38	2	1	1	200.2	180	87	79	20	2	67	205	16	1	.239

ELLISON, KARL... C... B-T: R-R... HT: 6-0; WT: 200... BORN: May 23, 1995, Cincinnati, OH... RESIDES: Naples, FL... HOW OBTAINED: Signed by Phillies as a non-drafted free agent, 3/1/22... EDUCATION: 2017 graduate of Lynn University (FL) and also attended Vanderbilt University (TN)... 2013 graduate of Barron Collier HS (FL)... MISC: In his lone season at Lynn in 2017, posted a .353/.420/.690 slash line in 50 games.

2021: Spent his second season with Lake Erie in the independent Frontier League... Threw out 44.4% (12-27) of base runners attempting to steal... 2020: Did not play... 2019: Played for Lake Erie in the independent Frontier League.

YEAR	CLUB	AVG	G	AB	R	H	2B	3B	HR	RBI	SH	SF	HP	BB	SO	SB	CS	OBP	SLG	OPS	E
2019	Lake Erie (Ind.)	.152	31	99	7	15	4	2	4	17	4	1	0	6	42	0	0	.198	.354	.552	3
2020	Did not play																				
2021	Lake Erie (Ind.)	.256	62	223	27	57	13	0	8	33	0	2	1	15	62	0	0	.303	.422	.724	2

ENCARNACIÓN, JÉFFERSON... OF... B-T: L-L... **HT:** 6-1; **WT:** 205... **BORN:** August 28, 2001, Bajos de Haina, DR... **RESIDES:** Bajos de Haina... **HOW OBTAINED:** Signed by Phillies as an amateur free agent, 9/13/17... **SIGNED BY:** Carlos Salas.

2021: Missed entire season (right knee surgery)... **2020:** Did not play... **2019:** Spent entire season with Dominican Summer League Phillies Red (R)... Made starts at each outfield position... Participated in Florida Instructional League... **2018:** Began professional career with DSL Phillies Red... Ranked T-7th in the DSL in games played... Had 9 OF assists.

YEAR	CLUB	AVG	G	AB	R	H	2B	3B	HR	RBI	SH	SF	HP	BB	SO	SB	CS	OBP	SLG	OPS	E
2018	DSL Phillies-R	.245	68	229	28	56	3	3	0	17	0	2	4	26	57	5	10	.330	.284	.613	7
2019	DSL Phillies-R	.250	60	220	31	55	7	6	1	26	0	2	1	27	46	8	5	.332	.350	.682	1
2020	Did not play																				
2021	Injured - Did not play																				
Minors Totals		.247	128	449	59	111	10	9	1	43	0	4	5	53	103	13	15	.331	.316	.647	8

ESCOBAR, AGNNEL AROON (Aroon)... INF... B-T: R-R... **HT:** 5-11; **WT:** 180... **BORN:** January 1, 2005, Caracas, VZ... **RESIDES:** La Guaira, VZ... **HOW OBTAINED:** Signed by Phillies as an amateur free agent, 1/15/22... **SIGNED BY:** Rafael Álvarez and William Mota.

ESCOBAR, DEREK ENRIQUE... INF/OF... B-T: L-R... **HT:** 5-10; **WT:** 170... **BORN:** February 28, 2002, Sancti Spiritus, Cuba... **HOW OBTAINED:** Signed by Phillies as an amateur free agent, 11/7/18... **SIGNED BY:** Carlos Salas and Andrés Hiraldo.

2021: Spent entire season with Dominican Summer League Phillies Red (R), leading the club in HBP (10)... Did not commit an error at 1st base (3 G), 2nd base (1 G), LF (8 G) and RF (22 G)... **2020:** Did not play... **2019:** Began professional career with DSL Phillies Red... Did not commit an error at 2nd base (15 G), LF (7 G), CF (7 G) and RF (5 G).

YEAR	CLUB	AVG	G	AB	R	H	2B	3B	HR	RBI	SH	SF	HP	BB	SO	SB	CS	OBP	SLG	OPS	E
2019	DSL Phillies-R	.270	33	111	20	30	4	1	1	9	2	1	8	19	27	12	11	.410	.351	.761	0
2020	Did not play																				
2021	DSL Phillies-R	.178	37	73	15	13	0	0	0	3	1	0	10	15	17	10	3	.388	.178	.566	0
Minors Totals		.234	70	184	35	43	4	1	1	12	3	1	18	34	44	22	14	.401	.283	.684	0

ESTANISTA, JAYDENN ZACHERY... RHP... B-T: R-R... **HT:** 6-3; **WT:** 167... **BORN:** October 3, 2001, Willemstad, Curaçao... **RESIDES:** Willemstad... **HOW OBTAINED:** Signed by Phillies as an amateur free agent, 11/8/19... **SIGNED BY:** Carlos Salas and Dargello Lodowica.

2021: Began professional career with Dominican Summer League Phillies White (R)... Held LHH to a .161 AVG (5-31) with 0 XBH... **2020:** Did not pitch.

YEAR	CLUB	W-L	ERA	G	GS	CG	SHO	SV	IP	H	R	ER	HR	HB	BB	SO	WP	BK	AVG	
2020	Did not pitch																			
2021	DSL Phillies-W	1-1	3.23	10	6	0	0	1	30.2	19	12	11	1	3	19	33	6	0	.188	
Minors Totals		1-1	3.23	10	6	0	0	1	30.2	19	12	11	1	3	19	33	6	0	.188	

EVANKO, ETHAN... LHP... B-T: L-L... **HT:** 6-4; **WT:** 200... **BORN:** June 7, 1995, Gilbert, AZ... **RESIDES:** Gilbert... **HOW OBTAINED:** Signed by Phillies as a non-drafted free agent, 6/19/18... **SIGNED BY:** Chris Duffy... **EDUCATION:** 2018 graduate of Grand Canyon University (AZ)... 2013 graduate of Highland HS (AZ).

2021: Began season with Reading (AA)... Promoted to Lehigh Valley (AAA), 5/8... Was on the IL with a left elbow impingement, 7/8-end of season... In 12 combined games (1 start), posted a 3.91 ERA (11 ER, 25.1 IP) and held opponents to a .239 AVG (22-92)... Tossed at least 2.0 innings in 9 of his 11 relief appearances... **2020:** Did not pitch... **2019:** Began season with Lakewood (A)... Promoted to Clearwater (A), 5/5... Logged a quality start in each of his final 6 outings, posting a 1.18 ERA (5 ER, 38.0 IP) in that stretch... In 19 games overall (9 starts), posted a 1.61 ERA, 0.97 WHIP and held opponents to a .199 AVG... Combined to limit LHH to a .178 AVG (13-73) with 5 2B... Was on the IL, 7/8-end of season, with left triceps inflammation... **2018:** Began professional career with Gulf Coast League Phillies West (R)... Posted a 2.08 ERA (3 ER, 13.0 IP) through his first 7 games... Promoted to Williamsport (A) on 8/23 for remainder of season.

YEAR	CLUB	W-L	ERA	G	GS	CG	SHO	SV	IP	H	R	ER	HR	HB	BB	SO	WP	BK	AVG	
2018	GCL Phillies-W	2-2	3.38	11	0	0	0	1	21.1	24	8	8	0	1	10	19	2	0	.289	
	Williamsport	0-0	1.29	3	0	0	0	0	7.0	5	1	1	0	0	2	2	0	0	.217	
2019	Lakewood	2-0	2.13	9	0	0	0	0	12.2	6	3	3	1	1	4	13	0	0	.143	
	Clearwater	5-2	1.49	10	9	0	0	0	54.1	42	13	9	5	1	13	45	2	0	.211	
2020	Did not pitch																			
2021	Reading	0-0	0.00	2	0	0	0	0	2.0	1	0	0	0	0	1	2	0	0	.143	
	Lehigh Valley	3-1	4.24	10	1	0	0	0	23.1	21	12	11	3	1	8	17	0	0	.247	
Minors Totals		12-5	2.39	45	10	0	0	1	120.2	99	37	32	9	4	38	98	4	0	.226	

FITCH, COLBY... C... **B-T:** L-R... **HT:** 5-10; **WT:** 215... **BORN:** July 27, 1995, Sacramento, CA... **RESIDES:** Thompson's Station, TN... **HOW OBTAINED:** Selected by Phillies in 13th round of June 2017 draft... **SIGNED BY:** Timi Moni... **EDUCATION:** Attended University of Louisville (KY)... 2014 graduate of Hickman HS (MO).

2021: Primarily played for Reading (AA)... Was on the IL, 6/7-7/8 (right oblique strain), which included a rehab assignment to Florida Complex League Phillies (R)... Overall, posted a .360 OBP in 140 PA... In 20 games (19 starts) at catcher, threw out 20.0% (5-25) of base runners attempting to steal... Defensively, also made starts in LF (3) and RF (1)... **2020:** Played for Adelaide in the Australian Baseball League... **2019:** Played for Clearwater (A)... Caught 8 base runners in 24 SB attempts (33.3%)... Posted a .994 fielding percentage in 17 games (16 starts) at catcher... Was on the IL, 6/13-end of season, with left knee inflammation... **2018:** Spent entire season with Lakewood (A)... Was on the IL, 5/12-20 (left knee strain), and 6/7-15 (right great turf toe)... Hit .299 (20-67) with RISP... Caught 9 of 33 (27.3%) base runners attempting to steal... Posted a .996 fielding percentage in 27 games at catcher... Made his professional pitching debut, 9/3 vs Delmarva (0.2 IP, SO)... **2017:** Began professional career with Williamsport (A)... Hit safely in his first 8 games (.500 AVG, 13-26)... Homered in consecutive games, 7/20-21... Promoted to Lakewood on 8/1 for remainder of season... Caught 8 base runners in 23 stolen base attempts (34.8%) with Lakewood... Participated in Florida Instructional League.

YEAR	CLUB	AVG	G	AB	R	H	2B	3B	HR	RBI	SH	SF	HP	BB	SO	SB	CS	OBP	SLG	OPS	E
2017	Williamsport	.350	12	40	8	14	2	0	2	7	0	1	4	3	6	1	0	.438	.550	.988	1
	Lakewood	.217	22	69	12	15	2	0	2	5	0	0	2	16	17	0	0	.379	.333	.712	0
2018	Lakewood	.236	77	254	39	60	14	3	5	28	1	2	6	40	86	0	2	.351	.374	.725	1
2019	Clearwater	.224	27	85	15	19	4	1	0	9	0	2	4	15	20	3	0	.358	.294	.653	1
2020	Did not play																				
2021	Reading	.176	39	102	14	18	6	2	2	5	0	0	2	28	42	5	0	.364	.333	.697	3
	FCL Phillies	.167	2	6	0	1	0	0	0	1	0	0	1	3	1	0	0	.286	.167	.453	0
Minors Totals		.228	179	556	88	127	28	6	11	55	1	5	18	103	174	10	2	.364	.360	.724	6

FLORES, WILFREDO... INF... **B-T:** S-R... **HT:** 5-10; **WT:** 195... **BORN:** May 14, 2000, Santo Domingo Centro, DR... **RESIDES:** Santo Domingo Este... **HOW OBTAINED:** Signed by Phillies as an amateur free agent, 5/8/18... **SIGNED BY:** Carlos Salas and Luis García.

2021: Appeared in 12 games with Florida Complex League Phillies (R) and 5 with Clearwater (A)... Was on the IL twice: 8/7-9/6 (right hamstring strain) and 9/12-end of season (right wrist sprain)... Participated in Florida Instructional League... **2020:** Participated in FIL... **2019:** Spent entire season with Gulf Coast League Phillies East (R)... Batted .516 (16-31) against LHP... Recorded consecutive 4-hit games, 7/2-3... Defensively, made starts at 2nd base (9), 3rd base (7), SS (1) and in LF (11)... Participated in FIL... **2018:** Began professional career with Dominican Summer League Phillies Red (R)... Ranked T-8th in the DSL in hits... Hit .333 (61-183), 10 2B and 2 3B against RHP... Batted .391 (9-23) with RISP and 2 outs.

YEAR	CLUB	AVG	G	AB	R	H	2B	3B	HR	RBI	SH	SF	HP	BB	SO	SB	CS	OBP	SLG	OPS	E
2018	DSL Phillies-R	.320	62	228	35	73	12	2	0	21	2	1	5	24	48	18	11	.395	.390	.786	12
2019	GCL Phillies-E	.342	32	120	20	41	6	2	0	11	4	1	1	4	16	9	4	.365	.425	.790	9
2020	Did not play																				
2021	FCL Phillies	.222	12	27	6	6	0	0	2	6	0	0	1	2	5	1	0	.300	.444	.744	2
	Clearwater	.417	5	12	1	5	1	0	0	1	0	0	0	0	3	0	1	.417	.500	.917	1
Minors Totals		.323	111	387	62	125	19	4	2	39	6	2	7	30	72	28	16	.380	.408	.789	24

FLORES, YEMAL MANUEL... OF... **B-T:** R-R... **HT:** 5-11; **WT:** 206... **BORN:** November 22, 2003, San Isidro, DR... **RESIDES:** San Isidro... **HOW OBTAINED:** Signed by Phillies as an amateur free agent, 1/15/21... **SIGNED BY:** Carlos Salas and Luis García.

2021: Began professional career with Dominican Summer League Phillies White (R)... In 10 August games, batted .355 (11-31), 6 2B, 3B, HR, 7 RBI, 11 R, 9 BB and a 1.210 OPS... Defensively, made starts at each OF position.

YEAR	CLUB	AVG	G	AB	R	H	2B	3B	HR	RBI	SH	SF	HP	BB	SO	SB	CS	OBP	SLG	OPS	E
2021	DSL Phillies-W	.171	37	117	18	20	9	1	2	14	0	0	2	21	50	7	1	.307	.316	.623	3

FOWLER, JORDAN SCOTT... LHP... **B-T:** L-L... **HT:** 6-3; **WT:** 175... **BORN:** March 9, 1999, Union City, TN... **RESIDES:** Union City... **HOW OBTAINED:** Signed by Phillies as a non-drafted free agent, 6/14/20... **SIGNED BY:** Justin Munson... **EDUCATION:** Attended University of Central Missouri and University of Mississippi... 2017 graduate of Dyer County HS (TN)... **MISC:** Originally selected by TEX in 26th round of June 2017 draft, but did not sign... In 2018 at Ole Miss, was selected as a Freshman All-American by *Collegiate Baseball* and the National Collegiate Baseball Writers Association.

2021: Spent entire season on the IL (left elbow loose bodies), which included a rehab assignment to Florida Complex League Phillies (R) that began on 8/27... **2020:** Participated in Florida Instructional League.

YEAR	CLUB	W-L	ERA	G	GS	CG	SHO	SV	IP	H	R	ER	HR	HB	BB	SO	WP	BK	AVG
2020	Did not pitch																		
2021	FCL Phillies	1-0	3.38	7	1	0	0	0	8.0	8	3	3	1	0	1	4	0	0	.242
Minors Totals		1-0	3.38	7	1	0	0	0	8.0	8	3	3	1	0	1	4	0	0	.242

FRANCISCO, CARLOS ANTONIO... RHP... B-T: R-R... HT: 6-3; WT: 218... BORN: July 2, 1999, Bayamon, PR... RESIDES: Orlando, FL... HOW OBTAINED: Selected by Phillies in 28th round of June 2019 draft... SIGNED BY: Jeff Zona Jr... EDUCATION: 2019 graduate of Hillsborough CC (FL)... 2017 graduate of Oak Ridge HS (FL).

2021: Combined for 35 strikeouts in 28.1 innings... Split time between Clearwater (A) and Jersey Shore (A)... Was on the COVID-related IL, 8/3-27, which included a rehab assignment at Florida Complex League Phillies (R)... Following the season, pitched for Mayaguez in the Puerto Rican Winter League... 2020: Did not pitch... 2019: Began professional career with Gulf Coast League Phillies East (R)... Participated in Florida Instructional League.

YEAR	CLUB	W-L	ERA	G	GS	CG	SHO	SV	IP	H	R	ER	HR	HB	BB	SO	WP	BK	AVG
2019	GCL Phillies-E	3-2	3.68	14	0	0	0	0	22.0	24	11	9	0	3	3	19	4	0	.276
2020	Did not pitch																		
2021	Clearwater	1-0	2.84	14	0	0	0	3	12.2	8	6	4	2	0	7	18	1	0	.178
	Jersey Shore	2-0	6.14	11	0	0	0	0	14.2	13	10	10	2	3	8	17	0	0	.224
	FCL Phillies	0-0	18.00	1	0	0	0	0	1.0	3	2	2	0	1	0	0	0	0	.750
Minors Totals		6-2	4.47	40	0	0	0	3	50.1	48	29	25	4	7	18	54	5	0	.247

FRANCISCO, FREDDY JUNIOR... C... B-T: R-R... HT: 5-10; WT: 205... BORN: February 7, 2001, Esperanza, DR... RESIDES: Esperanza... HOW OBTAINED: Signed by Phillies as an amateur free agent, 5/3/18... SIGNED BY: Carlos Salas and Andrés Hiraldo.

2021: Played for Clearwater (A), Lehigh Valley (AAA), Florida Complex League Phillies (R) and Jersey Shore (A)... Did not commit an error in 108 total chances over 19 games (11 starts) at catcher... Participated in Florida Instructional League... 2020: Did not play... 2019: Played for Gulf Coast League Phillies West (R)... Participated in FIL... 2018: Began professional career with Dominican Summer League Phillies Red (R)... Caught 21 of 56 (37.5%) base runners attempting to steal... Made 24 starts at catcher and 9 at 1st base... Participated in FIL.

YEAR	CLUB	AVG	G	AB	R	H	2B	3B	HR	RBI	SH	SF	HP	BB	SO	SB	CS	OBP	SLG	OPS	E
2018	DSL Phillies-R	.287	46	167	24	48	11	3	0	18	0	1	1	16	26	10	1	.351	.389	.741	6
2019	GCL Phillies-W	.276	13	29	6	8	4	0	1	5	0	0	0	2	5	0	0	.323	.517	.840	0
2020	Did not play																				
2021	Clearwater	.143	4	14	1	2	2	0	0	2	0	0	0	1	4	0	0	.200	.286	.486	0
	Lehigh Valley	.500	2	2	0	1	0	0	0	0	0	0	1	1	0	0	0	.667	.500	1.167	0
	FCL Phillies	.103	17	29	2	3	2	0	0	1	0	1	1	4	10	0	1	.229	.172	.401	0
	Jersey Shore	.500	1	4	0	2	0	0	0	0	0	0	0	1	0	0	0	.500	.500	1.000	0
Minors Totals		.261	83	245	33	64	19	3	1	26	0	2	2	24	47	10	2	.330	.376	.705	6

FRISCIA, VITO JOSEPH... C/1B... B-T: R-R... HT: 6-3; WT: 250... BORN: December 19, 1996, Bethpage, NY... RESIDES: Valley Stream, NY... HOW OBTAINED: Selected by Phillies in 40th round of June 2019 draft... SIGNED BY: Alex Agostino... EDUCATION: 2019 graduate of Hofstra University (NY)... 2015 graduate of Valley Stream Central HS.

2021: Named an Organization All-Star by MiLB.com... Played for Jersey Shore (A) all season except for 1 game with Lehigh Valley (AAA)... Led Jersey Shore in OBP (min. 200 PA)... Ranked 9th among High-A East hitters in walks (45)... Defensively, made starts at catcher (4) and 1st base (34)... Hit safely in 16 of 18 August games, batting .309 (21-68) during that month... Was on the temporarily inactive list, 9/10-end of season... 2020: Did not play... 2019: Began professional career with Gulf Coast League Phillies East (R)... Defensively, made 25 starts at 1st base and 15 at catcher... Posted a .333/.418/.464 slash line in 20 August games.

YEAR	CLUB	AVG	G	AB	R	H	2B	3B	HR	RBI	SH	SF	HP	BB	SO	SB	CS	OBP	SLG	OPS	E
2019	GCL Phillies-E	.275	43	142	19	39	9	1	3	18	0	3	1	19	33	1	0	.358	.415	.773	1
2020	Did not play																				
2021	Jersey Shore	.265	76	257	32	68	14	2	7	40	0	5	5	45	88	3	0	.378	.416	.794	3
	Lehigh Valley	.333	1	3	1	1	1	0	0	0	0	0	0	1	1	0	0	.500	.667	1.167	0
Minors Totals		.269	120	402	52	108	24	3	10	58	0	8	6	65	122	4	0	.372	.418	.790	4

FUENMAYOR, JAVIER ANTONIO... RHP... B-T: R-R... HT: 6-2; WT: 205... BORN: January 20, 2003, Maracaibo, VZ... RESIDES: Maracaibo... HOW OBTAINED: Signed by Phillies as an amateur free agent, 8/2/19... SIGNED BY: Rafael Álvarez and Elvis García.

2021: Began professional career with Dominican Summer League Phillies Red (R)... Posted a 1.66 ERA (4 ER, 21.2 IP) in 6 August games (5 starts)... In 6 relief appearances, posted a 2.60 ERA (5 ER, 17.1 IP)... Held LHH to a .214 AVG (15-70) and .243 SLG... 2020: Did not pitch.

YEAR	CLUB	W-L	ERA	G	GS	CG	SHO	SV	IP	H	R	ER	HR	HB	BB	SO	WP	BK	AVG
2020	Did not pitch																		
2021	DSL Phillies-R	3-4	3.47	15	9	0	0	1	49.1	48	26	19	1	7	15	37	7	3	.247
Minors Totals		3-4	3.47	15	9	0	0	1	49.1	48	26	19	1	7	15	37	7	3	.247

GARBRICK, ALEX WILLIAM... RHP... B-T: R-R... HT: 6-2; WT: 215... BORN: June 4, 1998, Lock Haven, PA... RESIDES: Mill Hall, PA... HOW OBTAINED: Selected by Phillies in 17th round of June 2021 draft... SIGNED BY: Aaron Jersild... EDUCATION: Attended University of South Carolina Upstate and Morehead State University (KY)... 2016 graduate of Central Mountain HS (PA)... MIS: Posted a 3.39 ERA with 74 strikeouts over 66.1 innings in 14 starts in 2021 at USCU... Pitched 3 seasons at Morehead State... Originally selected by NYY in 40th round of June 2019 draft, but did not sign.

2021: Began professional career with Florida Complex League Phillies (R)... Promoted to Clearwater (A), 8/27... Participated in Florida Instructional League.

YEAR	CLUB	W-L	ERA	G	GS	CG	SHO	SV	IP	H	R	ER	HR	HB	BB	SO	WP	BK	AVG
2021	FCL Phillies	0-0	7.20	3	0	0	0	0	5.0	5	4	4	1	0	6	7	3	0	.238
	Clearwater	0-1	9.49	4	1	0	0	0	12.1	16	14	13	1	2	9	13	2	0	.333
Minors Totals		0-1	8.83	7	1	0	0	0	17.1	21	18	17	2	2	15	20	5	0	.304

GARCIA, JORGE ADAN... OF... B-T: L-R... HT: 5-11; WT: 145... BORN: February 6, 2004, Penonomé, Panama... RESIDES: Penonomé... HOW OBTAINED: Signed by Phillies as an amateur free agent, 1/21/21... SIGNED BY: Abdiel Ramos.

2021: Began professional career with Dominican Summer League Phillies White (R)... Defensively, made starts at each OF position.

YEAR	CLUB	AVG	G	AB	R	H	2B	3B	HR	RBI	SH	SF	HP	BB	SO	SB	CS	OBP	SLG	OPS	E
2021	DSL Phillies-W	.308	9	26	8	8	3	0	0	4	0	0	0	6	5	2	0	.438	.423	.861	0

GARCIA, JOSBEL DANIEL... RHP... B-T: R-R... HT: 6-0; WT: 165... BORN: March 30, 2004, Ciudad Bolivar, VZ... RESIDES: Maracay, VZ... HOW OBTAINED: Signed by Phillies as an amateur free agent, 10/22/21... SIGNED BY: William Mota.

GARCIA, JULIAN ROBERT... RHP... B-T: L-R... HT: 6-2; WT: 215... BORN: May 13, 1995, Denver, CO... RESIDES: Broomfield, CO... HOW OBTAINED: Selected by Phillies in 10th round of June 2016 draft... SIGNED BY: Brad Holland... EDUCATION: Attended Metropolitan State University of Denver (CO)... 2013 graduate of Fossil Ridge HS (CO).

2021: Attended ML spring training as a non-roster invitee... Began season with Reading (AA)... Had 2 stints with Lehigh Valley (AAA): 5/21-6/28 and 7/17-8/23... Was on the development list, 8/24-9/7... Transferred to Florida Complex League Phillies (R), 9/8, and then to Jersey Shore (A), 9/15... Combined for 59 strikeouts in 57.2 innings... 2020: Did not pitch... 2019: Began season with Clearwater (A)... Promoted to Reading, 7/28, for the remainder of the season... Had the lowest ERA (min. 60.0 IP) on Clearwater... Named Phillies Minor League Pitcher of the Week, 5/6-12... Logged a quality start in 7 of his last 8 starts, including each of his final 5 outings with Clearwater... Was on the IL, 6/13-19, with a right shin contusion... 2018: Spent entire season with Lakewood (A)... Went 4-1 with a 1.64 ERA (8 ER, 44.0 IP) and 56 strikeouts in his 8 starts... Held RHH to a .193 AVG (28-145)... Averaged 10.85 SO/9.0 IP (94 SO, 78.0 IP)... Tied his professional high with 11 strikeouts, 8/18 vs Lexington (6.0 IP)... 2017: Spent entire season with Williamsport (A)... Finished 2nd in the New York-Penn League in SO (82)... Earned his first pro win, 6/28 vs Batavia... Posted a 1.29 ERA (3 ER, 21.0 IP) with 30 strikeouts in his first 4 starts... Struck out a season-high 11 in 5.0 hitless innings, 7/30 vs West Virginia... Held RHH to a .188 AVG (24-128)... Averaged 12.30 SO/9.0 IP (82 SO, 60.0 IP)... 2016: Began pro career with Williamsport... Posted a 0.92 ERA (2 ER, 19.2 IP) in 8 games as a reliever... Averaged 12.00 SO/9.0 IP (40 SO, 30.0 IP)... Participated in Florida Instructional League.

YEAR	CLUB	W-L	ERA	G	GS	CG	SHO	SV	IP	H	R	ER	HR	HB	BB	SO	WP	BK	AVG	
2016	Williamsport	0-3	3.60	12	4	0	0	0	30.0	27	14	12	1	0	22	40	5	0	.233	
2017	Williamsport	4-5	3.90	13	13	0	0	0	60.0	47	28	26	3	1	29	82	14	1	.217	
2018	Lakewood	7-3	2.54	28	8	0	0	1	78.0	63	24	22	3	3	26	94	8	1	.223	
2019	Clearwater	7-6	2.78	17	16	0	0	0	97.0	82	37	30	12	1	27	94	10	0	.229	
	Reading	2-2	6.28	6	6	0	0	0	28.2	37	21	20	2	0	10	26	2	0	.308	
2020	Did not pitch																			
2021	Reading	0-4	10.69	6	4	0	0	0	16.0	32	24	19	5	2	4	17	3	0	.405	
	Lehigh Valley	0-4	8.07	14	3	0	0	0	35.2	37	37	32	8	2	30	33	8	0	.259	
	FCL Phillies	0-0	0.00	1	0	0	0	0	2.0	1	0	0	0	0	6	0	0	0	.143	
	Jersey Shore	0-1	6.75	1	1	0	0	0	4.0	5	3	3	0	0	2	3	1	0	.313	
Minors Totals		20-28	4.20	98	55	0	0	1	351.1	331	188	164	34	9	150	395	51	2	.247	

GARCIA, YHOSWAR FRANCISCO... **OF...** **B-T:** R-R... **HT:** 6-0; **WT:** 165... **BORN:** September 13, 2001, Guatire, VZ... **RESIDES:** Porlamar, VZ... **HOW OBTAINED:** Signed by Phillies as an amateur free agent, 3/14/20... **SIGNED BY:** Ebert Velásquez.
2021: Played for Clearwater (A)... Had 4 steals in his first game, 6/10 vs Tampa... Was 11-for-13 (84.6%) in stolen base attempts... Made starts in CF (8) and RF (10)... Was placed on the IL, 7/9, with a left calf contusion and missed the remainder of the season... Participated in Florida Instructional League... Following the season, was rated as the fastest base runner and best athlete in the Phillies minor league system, according to *Baseball America*... **2020:** Played for La Guaira in the Venezuelan Winter League... Following the season, was ranked as the No. 7 prospect in the Phillies minor league system by *Baseball America*.

YEAR	CLUB	AVG	G	AB	R	H	2B	3B	HR	RBI	SH	SF	HP	BB	SO	SB	CS	OBP	SLG	OPS	E
2020	Did not play																				
2021	Clearwater	.229	18	70	7	16	1	1	0	8	0	0	1	6	23	11	2	.299	.271	.570	1
Minors Totals		.229	18	70	7	16	1	1	0	8	0	0	1	6	23	11	2	.299	.271	.570	1

GARIBALDI, JESÚS ALEXIS (Alexis)... **LHP...** **B-T:** L-L... **HT:** 6-4; **WT:** 195... **BORN:** March 19, 2004, Guasave, MX... **RESIDES:** Guasave... **HOW OBTAINED:** Signed by Phillies as an amateur free agent, 1/30/21... **SIGNED BY:** Oneri Fleita and Charlie Gastelum.

2021: Began professional career with Dominican Summer League Phillies White (R).

YEAR	CLUB	W-L	ERA	G	GS	CG	SHO	SV	IP	H	R	ER	HR	HB	BB	SO	WP	BK	AVG
2021	DSL Phillies-W	0-2	13.50	6	0	0	0	0	4.0	6	7	6	0	1	9	4	1	0	.353

GARNETT, TRISTAN JEROME... **LHP...** **B-T:** L-L... **HT:** 6-6; **WT:** 240... **BORN:** March 29, 1998, Portland, OR... **RESIDES:** Portland... **HOW OBTAINED:** Signed by Phillies as a non-drafted free agent, 7/20/21... **SIGNED BY:** Demerius Pittman... **EDUCATION:** Attended California State University, Dominguez Hills, and Linn-Benton Community College (OR)... 2016 graduate of Westview HS (OR).

2021: Began professional career with Florida Complex League Phillies (R)... Participated in Florida Instructional League.

YEAR	CLUB	W-L	ERA	G	GS	CG	SHO	SV	IP	H	R	ER	HR	HB	BB	SO	WP	BK	AVG
2021	FCL Phillies	1-3	6.57	7	0	0	0	0	12.1	21	9	9	2	0	6	14	2	0	.382

GARRIDO, MAIKEL RAFAEL... **LHP...** **B-T:** L-L... **HT:** 6-3; **WT:** 220... **BORN:** January 24, 2000, Tucacas, VZ... **RESIDES:** Tucacas... **HOW OBTAINED:** Signed by Phillies as an amateur free agent, 3/5/18... **SIGNED BY:** Rómulo Oliveros.

2021: Spent majority of the season with Clearwater (A)... Made 2 appearances with Florida Complex League Phillies (R) in July... Averaged 12.08 SO/9.0 IP (34 SO, 25.1 IP)... Participated in Florida Instructional League... Following the season, pitched for Margarita in the Venezuelan Winter League... **2020:** Participated in FIL... **2019:** Spent entire season with Gulf Coast League Phillies East (R)... Participated in FIL... **2018:** Began professional career with Dominican Summer League Phillies White (R)... Participated in FIL.

YEAR	CLUB	W-L	ERA	G	GS	CG	SHO	SV	IP	H	R	ER	HR	HB	BB	SO	WP	BK	AVG
2018	DSL Phillies-W	0-2	5.14	5	0	0	0	1	7.0	5	4	4	0	0	5	4	1	1	.200
2019	GCL Phillies-E	2-1	7.31	15	0	0	0	0	16.0	11	14	13	1	2	26	19	6	0	.193
2020	Did not pitch																		
2021	Clearwater	2-0	5.48	14	0	0	0	0	23.0	30	18	14	3	2	20	29	4	0	.303
	FCL Phillies	0-0	3.86	2	0	0	0	0	2.1	1	2	1	0	1	4	5	1	0	.091
Minors Totals		4-3	5.96	36	0	0	0	1	48.1	47	38	32	4	5	55	57	12	1	.245

GERMAN, JEFFREY MIGUEL... **RHP...** **B-T:** R-R... **HT:** 6-3; **WT:** 175... **BORN:** October 26, 2004, Santo Domingo, DR... **RESIDES:** San Francisco de Macorís, DR... **HOW OBTAINED:** Signed by Phillies as an amateur free agent, 1/15/22... **SIGNED BY:** Carlos Salas and Luis García.

GIL, REIBERTH LEONEL... **OF...** **B-T:** R-R... **HT:** 6-0; **WT:** 165... **BORN:** April 9, 2002, Barquisimeto, VZ... **RESIDES:** Barquisimeto... **HOW OBTAINED:** Signed by Phillies as an amateur free agent, 7/2/18... **SIGNED BY:** Rafael Álvarez and Rómulo Oliveros.

2021: Appeared in 10 games with Dominican Summer League Phillies White (R)... **2020:** Did not play... **2019:** Began professional career with DSL Phillies White... Defensively, made starts at each OF position.

YEAR	CLUB	AVG	G	AB	R	H	2B	3B	HR	RBI	SH	SF	HP	BB	SO	SB	CS	OBP	SLG	OPS	E
2019	DSL Phillies-W	.193	28	83	6	16	1	0	0	3	2	1	1	9	28	5	2	.277	.205	.481	1
2020	Did not play																				
2021	DSL Phillies-W	.000	10	18	3	0	0	0	0	1	0	1	0	6	4	2	2	.240	.000	.240	0
Minors Totals		.158	38	101	9	16	1	0	0	4	2	2	1	15	32	7	4	.269	.168	.437	1

GLOGOSKI, KYLE JACKSON... RHP... B-T: R-R... HT: 6-3; WT: 212... BORN: January 6, 1999, Auckland, New Zealand... RESIDES: Auckland... HOW OBTAINED: Signed by Phillies as an amateur free agent, 1/4/18... SIGNED BY: Howard Norsetter... MISC: Pitched for New Zealand in 2014 World Baseball Softball Confederation World Championship in Mexico... Was youngest player on New Zealand Diamond Blacks men's national team in 2016 World Baseball Classic qualifiers.

2021: Appeared in 1 game with Lehigh Valley (AAA) before being transferred to Reading (AA), 5/12... Was on the IL with a right elbow sprain, 6/11-end of season... His IL stint included a rehab assignment to Florida Complex League Phillies (R)... 2020: Did not pitch... 2019: Selected as a South Atlantic League midseason All-Star... Earned the win for North Division team in SAL All-Star Game... Named Phillies Minor League Pitcher of the Month for May... Was twice chosen as Phillies Minor League Pitcher of the Week: 5/20-26 and 6/17-23 (co-pitcher)... Was the starter in a combined no-hitter, 6/22 vs Daytona: W, 5.0 IP, 2 BB, 5 SO... Did not allow more than 2 ER in any of his 19 games (14 starts) with Lakewood (A) and Clearwater (A)... Posted a 1.68 ERA, 0.98 WHIP and held opponents to a .179 AVG across both levels... Averaged 10.08 SO/9.0 IP... Following the season, pitched for Auckland in the ABL... 2018: Spent entire season with Gulf Coast League Phillies West (R)... Ranked T-6th in the GCL in SO... Averaged 10.85 SO/9.0 IP... Held opponents to a .146 AVG (6-41) with RISP... Participated in Florida Instructional League... Following the season, pitched for Auckland in the ABL... 2017: Pitched for Sydney in the ABL.

YEAR	CLUB	W-L	ERA	G	GS	CG	SHO	SV	IP	H	R	ER	HR	HB	BB	SO	WP	BK	AVG
2018	GCL Phillies-W	4-0	2.31	10	8	0	0	0	39.0	30	10	10	2	2	11	47	2	0	.204
2019	Lakewood	3-1	1.30	8	3	0	0	0	27.2	14	6	4	1	1	8	45	0	0	.144
	Clearwater	2-2	1.88	11	11	0	0	0	52.2	37	13	11	2	5	20	45	2	0	.197
2020	Did not pitch																		
2021	Lehigh Valley	0-1	54.00	1	1	0	0	0	1.0	2	6	6	1	1	3	3	0	0	.400
	Reading	0-2	8.03	5	3	0	0	0	12.1	17	13	11	5	2	13	15	2	0	.327
	FCL Phillies	0-0	3.60	4	0	0	0	0	5.0	7	2	2	1	0	3	4	0	0	.333
Minors Totals		9-6	2.88	39	26	0	0	0	137.2	107	50	44	12	11	58	159	6	0	.210

GÓMEZ, LUIS DAVID... RHP... B-T: R-R... HT: 6-0; WT: 205... BORN: May 14, 2001, Santa Teresa del Tuy, VZ... RESIDES: Santa Teresa del Tuy... HOW OBTAINED: Signed by Phillies as an amateur free agent, 7/14/17... SIGNED BY: Carlos Salas.

2021: Did not allow an ER and posted a 0.68 WHIP in 9 relief appearances with Dominican Summer League Phillies White (R)... Ranked T-8th in the DSL in saves (5)... Has not allowed a HR in his professional career (227 batters faced)... 2020: Did not pitch... 2019: Spent entire season with DSL Phillies White... Limited LHH to a .185 AVG (5-27) with 0 XBH... 2018: Began professional career with DSL Phillies Red... Transferred to DSL Phillies White on 6/20 for remainder of season... Held LHH to a .069 AVG (2-29)... Combined to post a 0.92 WHIP.

YEAR	CLUB	W-L	ERA	G	GS	CG	SHO	SV	IP	H	R	ER	HR	HB	BB	SO	WP	BK	AVG
2018	DSL Phillies-R	0-0	5.79	5	0	0	0	0	4.2	4	5	3	0	0	5	5	3	0	.211
	DSL Phillies-W	2-0	1.40	4	3	0	0	0	19.1	9	3	3	0	0	4	11	1	0	.134
	DSL Combined	2-0	2.25	9	3	0	0	0	24.0	13	8	6	0	0	9	16	4	0	.151
2019	DSL Phillies-W	4-0	2.31	8	0	0	0	1	23.1	17	6	6	0	1	7	12	3	0	.207
2020	Did not pitch																		
2021	DSL Phillies-W	1-1	0.00	9	0	0	0	5	10.1	5	1	0	0	0	2	14	2	0	.139
Minors Totals		7-1	1.87	26	3	0	0	6	57.2	35	15	12	0	1	18	42	9	0	.172

GONZÁLEZ, DIEGO ANDRÉS... INF... B-T: R-R... HT: 5-11; WT: 185... BORN: June 7, 2003, Barquisimeto, VZ... RESIDES: Barquisimeto... HOW OBTAINED: Signed by Phillies as an amateur free agent, 7/2/19... SIGNED BY: Rafael Álvarez and Franklin Rojas.

2021: Began professional career with Dominican Summer League Phillies Red (R)... Made starts at 2nd base (4), 3rd base (3) and SS (36)... 2020: Did not play.

YEAR	CLUB	AVG	G	AB	R	H	2B	3B	HR	RBI	SH	SF	HP	BB	SO	SB	CS	OBP	SLG	OPS	E
2020	Did not play																				
2021	DSL Phillies-R	.274	43	146	20	40	7	1	1	18	0	3	2	12	22	3	7	.331	.356	.688	7
Minors Totals		.274	43	146	20	40	7	1	1	18	0	3	2	12	22	3	7	.331	.356	.688	7

GONZÁLEZ, LUIS FERNANDO... RHP... B-T: R-R... HT: 6-0; WT: 170... BORN: July 15, 2005, Barquisimeto, VZ... RESIDES: Barquisimeto... HOW OBTAINED: Signed by Phillies as an amateur free agent, 1/15/22... SIGNED BY: Carlos Salas and Franklin Rojas.

GONZÁLEZ, ÓSCAR EDUARDO... C/1B... B-T: R-R... HT: 5-10; WT: 240... BORN: November 21, 2000, Yaritagua, VZ... RESIDES: Yaritagua... HOW OBTAINED: Signed by Phillies as an amateur free agent, 7/2/17... SIGNED BY: Rómulo Oliveros.

2021: Began season with Florida Complex League Phillies (R)... Promoted to Reading (AA), 8/7... Transferred to Jersey Shore (A), 8/24, then back to FCL Phillies, 8/26... As a catcher, threw out 37.5% (3-8) of base runners attempting to steal... Appeared in 10 games (6 starts) at 1st base... Participated in Florida Instructional League... 2020: Did not play... 2019: Spent entire season with Dominican Summer League Phillies Red (R)... Defensively, made starts at 1st base (29) and catcher (28)... Caught 22 base runners in 53 SB attempts (41.5%)... 2018: Began professional career with DSL Phillies White... Caught 20 of 46 (43.5%) base runners attempting to steal... Defensively, made starts at 1st base (44), catcher (18), 3rd base (1) and in LF (1).

YEAR	CLUB	AVG	G	AB	R	H	2B	3B	HR	RBI	SH	SF	HP	BB	SO	SB	CS	OBP	SLG	OPS	E
2018	DSL Phillies-W	.216	70	250	29	54	8	2	1	32	1	2	5	24	37	2	3	.295	.276	.571	6
2019	DSL Phillies-R	.263	59	209	24	55	5	2	1	29	1	3	5	23	36	5	4	.346	.321	.666	6
2020	Did not play																				
2021	FCL Phillies	.194	20	31	6	6	1	0	0	4	0	0	1	5	8	0	0	.324	.226	.550	0
	Reading	.294	6	17	1	5	0	0	0	0	0	0	1	8	0	0	0	.333	.294	.628	0
	Jersey Shore	.000	1	4	0	0	0	0	0	1	0	0	0	1	1	0	0	.200	.000	.200	0
Minors Totals		.235	156	511	60	120	14	4	2	66	2	5	11	54	90	7	7	.318	.290	.608	12

GOODHEART, MATTHEW STEVEN (Matt)... 1B... B-T: L-R... HT: 6-1; WT: 185... BORN: December 10, 1998, El Dorado, AR... RESIDES: Magnolia, AR... HOW OBTAINED: Signed by Phillies as a non-drafted free agent, 7/20/21... SIGNED BY: Tommy Field... EDUCATION: 2021 graduate of University of Arkansas and attended San Jacinto College North (TX)... 2017 graduate of Magnolia HS (AR)... MISC: During his senior season at Arkansas, was selected to the All-Southeastern Conference First Team.

2021: Began professional career with Florida Complex League Phillies (R)... Participated in Florida Instructional League.

YEAR	CLUB	AVG	G	AB	R	H	2B	3B	HR	RBI	SH	SF	HP	BB	SO	SB	CS	OBP	SLG	OPS	E
2021	FCL Phillies	.381	8	21	5	8	1	0	0	2	0	0	1	2	4	1	1	.458	.429	.887	1

GOZZO, SALVATORE PHILLIP (Sal)... INF... B-T: S-R... HT: 6-0; WT: 195... BORN: March 29, 1998, Memphis, TN... RESIDES: Berlin, CT... HOW OBTAINED: Signed by Phillies as a non-drafted free agent, 6/11/19... SIGNED BY: Mike Stauffer... EDUCATION: Attended Tulane University (LA)... 2016 graduate of Mark T. Sheehan HS (CT)... PERSONAL: His father, Mauro, pitched in parts of 6 seasons in the majors for TOR, CLE, MIN and NYM.

2021: Shuttled between Lehigh Valley (AAA), Reading (AA) and Jersey Shore (A)... Began and ended season with Lehigh Valley... Defensively, made starts at 2nd base (26), 3rd base (12) and SS (1)... 2020: Did not play... 2019: Began professional career with Gulf Coast League Phillies West (R)... Did not commit an error at 2nd base (8 starts), 3rd base (3 starts) and SS (24 starts).

YEAR	CLUB	AVG	G	AB	R	H	2B	3B	HR	RBI	SH	SF	HP	BB	SO	SB	CS	OBP	SLG	OPS	E
2019	GCL Phillies-W	.186	39	129	19	24	5	2	1	14	0	0	1	22	29	5	0	.309	.279	.588	0
2020	Did not play																				
2021	Lehigh Valley	.149	39	87	9	13	1	0	0	6	1	0	1	9	27	0	0	.237	.161	.398	5
	Reading	.119	17	42	7	5	1	0	0	1	0	0	0	4	17	0	0	.196	.143	.339	3
	Jersey Shore	.154	7	26	1	4	0	0	0	3	0	0	0	1	5	0	0	.185	.154	.339	1
Minors Totals		.162	102	284	36	46	7	2	1	24	1	0	2	36	78	5	0	.261	.211	.472	9

GRATEROL, ENYER GABRIEL... INF... B-T: S-R... HT: 5-10; WT: 160... BORN: January 18, 2003, Caracas, VZ... RESIDES: Caracas... HOW OBTAINED: Signed by Phillies as an amateur free agent, 7/2/19... SIGNED BY: Rafael Álvarez and Ubaldo Heredia.

2021: Made professional debut with Dominican Summer League Phillies White (R)... 2020: Did not play.

YEAR	CLUB	AVG	G	AB	R	H	2B	3B	HR	RBI	SH	SF	HP	BB	SO	SB	CS	OBP	SLG	OPS	E
2020	Did not play																				
2021	DSL Phillies-W	.120	13	25	3	3	0	1	0	0	1	0	0	3	9	0	0	.214	.200	.414	1
Minors Totals		.120	13	25	3	3	0	1	0	0	1	0	0	3	9	0	0	.214	.200	.414	1

GUEVARA, JHORJAN JOSÉ... OF... B-T: R-R... HT: 6-1; WT: 180... BORN: May 19, 2002, El Tigre, VZ... RESIDES: El Tigre... HOW OBTAINED: Signed by Phillies as an amateur free agent, 6/13/19... SIGNED BY: Jesús Méndez, Rafael Álvarez and Ebert Velásquez.

2021: Began professional career with Dominican Summer League Phillies Red (R)... Made starts at each OF position... 2020: Did not play... 2019: Was on the restricted list, 6/13-8/15, and did not play.

YEAR	CLUB	AVG	G	AB	R	H	2B	3B	HR	RBI	SH	SF	HP	BB	SO	SB	CS	OBP	SLG	OPS	E
2019	Did not play																				
2020	Did not play																				
2021	DSL Phillies-R	.224	44	134	12	30	5	0	1	15	0	1	3	15	37	10	9	.314	.284	.598	0
Minors Totals		.224	44	134	12	30	5	0	1	15	0	1	3	15	37	10	9	.314	.284	.598	0

GUTHRIE, DALTON... INF/OF... B-T: R-R... HT: 5-11; WT: 195... BORN: December 23, 1995, Sarasota, FL... RESIDES: Sarasota... **HOW OBTAINED:** Selected by Phillies in 6th round of June 2017 draft... **SIGNED BY:** Alan Marr... **EDUCATION:** Attended University of Florida... 2014 graduate of Venice HS (FL)... **MISC:** Originally selected by MIN in 40th round of June 2014 draft, but did not sign... Prior to his junior season at UF in 2017, was named to the Golden Spikes Award watch list... **PERSONAL:** Is the son of former ML pitcher Mark Guthrie.

2021: Began season with Reading (AA)... Promoted to Lehigh Valley (AAA), 6/18... Had a 12-game hitting streak, 7/7-22, during which he hit .469 (23-49), 10 2B, 4 RBI, 10 R and a 1.173 OPS... Was on the IL, 8/12-30, with a right hamstring strain... His IL stint included a rehab assignment to Florida Complex League Phillies (R)... Had a stint with Reading from 8/31-9/21 and before finishing the season with Lehigh Valley... Defensively, made starts at 2nd base (17), 3rd base (21), SS (26), LF (1) and CF (16)... **2020:** Appeared in 3 spring training games with the Phillies... **2019:** Spent entire season with Clearwater (A)... Defensively, made starts at 2nd base (35), 3rd base (11) and SS (40)... Posted a .987 fielding percentage at 2nd base... Named Phillies Minor League Co-Defender of the Month for August... Batted .273 in 58 games following the All-Star break after hitting .193 in 30 games prior to the break... **2018:** Began season with Lakewood (A), where he played the majority of the year... Was on the IL, 6/11-7/4, with a back strain; included rehab assignments to Gulf Coast League Phillies East (R) and GCL Phillies West... Defensively, made starts at 2nd base (34), 3rd base (33) and SS (22) for Lakewood... Overall, in 38 games (all starts) at 2nd base across both levels, had a 1.000 fielding percentage (153 total chances)... Homered in consecutive games, 8/29 (gm 2)-30... **2017:** Began professional career with GCL Phillies... His first pro hit was a HR, 8/16 vs GCL Blue Jays... Participated in Florida Instructional League.

YEAR	CLUB	AVG	G	AB	R	H	2B	3B	HR	RBI	SH	SF	HP	BB	SO	SB	CS	OBP	SLG	OPS	E
2017	GCL Phillies	.182	9	22	5	4	1	0	1	3	1	0	0	5	1	1	1	.333	.364	.697	1
2018	Lakewood	.241	91	307	42	74	16	0	5	30	6	7	6	21	56	3	6	.296	.342	.638	10
	GCL Phillies-E	.182	3	11	1	2	1	0	0	0	0	0	0	1	0	0	0	.182	.273	.455	0
	GCL Phillies-W	.500	1	2	0	1	0	0	0	2	0	1	0	0	0	0	0	.333	.500	.833	0
2019	Clearwater	.243	88	301	39	73	16	4	4	22	4	2	5	13	51	6	2	.283	.362	.646	9
2020	Did not play																				
2021	Reading	.242	47	165	17	40	4	2	4	15	1	0	3	15	41	3	2	.317	.364	.681	4
	Lehigh Valley	.292	37	130	17	38	13	0	2	13	2	0	2	5	31	2	1	.328	.438	.767	5
	FCL Phillies	.143	3	7	2	1	0	0	1	2	0	0	0	1	1	0	0	.250	.571	.821	0
Minors Totals		.247	279	945	123	233	51	6	17	87	14	10	16	60	182	15	12	.300	.367	.667	29

GUTIERREZ, DARIAM JOSÉ... OF... B-T: R-R... HT: 6-1; WT: 175... BORN: January 28, 2002, La Habana, Cuba... RESIDES: San Cristóbal, DR... **HOW OBTAINED:** Signed by Phillies as an amateur free agent, 12/6/21... **SIGNED BY:** Carlos Salas and Luis Garcia.

GUZMÁN, JONATHAN... INF... B-T: R-R... HT: 6-0; WT: 200... BORN: August 17, 1999, Esperanza, DR... RESIDES: Esperanza... **HOW OBTAINED:** Signed by Phillies as an amateur free agent, 8/17/15... **SIGNED BY:** Carlos Salas.

2021: Spent entire season with Jersey Shore (A), leading the team in games... Had the highest fielding percentage (.986) by a High-A East SS (min. 60 starts)... Among High-A East hitters, ranked T-2nd in sacrifice hits (5) and T-4th in games (105) & triples (5)... Defensively, made starts at 2nd base (36), 3rd base (4) and SS (62)... Following the season, was rated as the best defensive infielder and as having the best infield arm in the Phillies minor league system, according to *Baseball America*... Played for Escogido in the Dominican Winter League... **2020:** Participated in Florida Instructional League... Played for Escogido in the DWL... **2019:** Led all Phillies minor leaguers with 31 stolen bases... Ranked T-4th in the South Atlantic League in steals and was 9th in AB... Spent entire season with Lakewood (A)... Posted a 21-game on-base streak, 5/11-6/4 (longest such streak on Lakewood)... Named Phillies Minor League Player of the Week, 6/3-9... Defensively, made starts at 2nd base (54) and SS (67)... Posted a .983 fielding percentage at 2nd base (4 errors in 230 total chances)... Following the season, was rated as having the best infield arm in the Phillies minor league system by *Baseball America*... **2018:** Spent entire season with Williamsport (A)... Posted a .960 fielding percentage over 61 games (all starts) at SS... Finished 2nd on the club in games and T-2nd in runs scored... **2017:** Opened season with Clearwater (A)... Transferred to Williamsport, 5/25... Slugged first professional HR, 6/24 at Auburn... Transferred to Gulf Coast League Phillies (R) on 6/26 for remainder of season... Slashed .303/.352/.455 over 16 July games... Participated in FIL... **2016:** Began pro career with Dominican Summer League Phillies-1 (R)... Led team in AVG, hits, AB, doubles, games and total bases (83)... Had a 15-game hitting streak, 7/25-8/13... Participated in FIL.

YEAR	CLUB	AVG	G	AB	R	H	2B	3B	HR	RBI	SH	SF	HP	BB	SO	SB	CS	OBP	SLG	OPS	E
2016	DSL Phillies-1	.300	64	240	27	72	11	0	0	13	7	2	7	21	25	13	#13	.370	.346	.716	11
2017	Clearwater	.000	1	3	0	0	0	0	0	0	0	0	0	3	0	0	0	.000	.000	.000	0
	Williamsport	.263	6	19	2	5	0	0	1	2	0	0	0	4	3	0	1	.391	.421	.812	5
	GCL Phillies	.248	38	153	17	38	4	2	1	13	1	0	0	11	24	5	1	.299	.320	.619	10
2018	Williamsport	.210	62	243	28	51	7	1	2	14	2	3	1	10	61	3	4	.241	.272	.513	10
2019	Lakewood	.251	123	475	55	119	18	2	3	40	4	2	1	32	97	31	11	.298	.316	.614	14
2020	Did not play																				
2021	Jersey Shore	.185	105	379	42	70	9	5	6	25	5	3	1	29	108	17	5	.243	.282	.525	6
Minors Totals		.235	399	1512	171	355	49	10	13	107	19	10	10	107	321	69	35	.288	.306	.594	56

Tied for league lead

HAYWARD, ANDREW HARRY (Buddy)... RHP... B-T: R-R... HT: 6-6; WT: 220... BORN: October 15, 1998, Plantation, FL... RESIDES: Plantation... HOW OBTAINED: Signed by Phillies as a non-drafted free agent, 6/19/20... SIGNED BY: Alex Agostino... EDUCATION: Attended Harvard University (MA)... 2017 graduate of NSU University School (FL).

2021: Missed entire season (right shoulder surgery)... 2020: Did not pitch collegiately or professionally.

YEAR	CLUB	W-L	ERA	G	GS	CG	SHO	SV	IP	H	R	ER	HR	HB	BB	SO	WP	BK	AVG
2020	Did not pitch																		
2021	Injured - Did not pitch																		

HELMIG, LOU MARTIN... OF... B-T: L-R... HT: 6-5; WT: 198... BORN: May 1, 2003, Paderborn, Germany... RESIDES: Kallmünz, Germany... HOW OBTAINED: Signed by Phillies as an amateur free agent, 1/16/22... SIGNED BY: Claudio Scerrato.

HENDRICKSON, JOSHUA PATRICK (Josh)... LHP... B-T: L-L... HT: 6-4; WT: 220... BORN: September 18, 1997, Ashford, Australia... RESIDES: Byford, Australia... HOW OBTAINED: Selected by Phillies in 38th round of June 2019 draft... SIGNED BY: Mike Garcia... EDUCATION: Attended the University of San Diego (CA), Barton County CC (KS) and Ranger College (TX)... MISC: Originally selected by KC in 20th round of June 2018 draft, but did not sign.

2021: Selected as an Organization All-Star by MiLB.com... Began season with Jersey Shore (A)... Promoted to Reading (AA), 6/8... Had a stint with Lehigh Valley (AAA), 9/13-21... Finished 2nd in IP (95.2) among all Phillies minor league pitchers... Overall, posted a 3.57 ERA (38 ER, 95.2 IP), limited opponents to a .220 AVG (76-345) and allowed 7.15 H/9.0 IP (76 H)... With RISP, held opponents to a .177 AVG (11-62)... Following the season, was rated as having the best control in the Phillies minor league system, according to *Baseball America*... 2020: Did not pitch... 2019: Began professional career with Gulf Coast League Phillies West (R)... Finished season with Lakewood (A)... Posted a 0.89 WHIP and averaged 10.70 SO/9.0 IP... Participated in Florida Instructional League... Following the season, pitched for Perth in Australian Baseball League.

YEAR	CLUB	W-L	ERA	G	GS	CG	SHO	SV	IP	H	R	ER	HR	HB	BB	SO	WP	BK	AVG
2019	GCL Phillies-W	2-1	3.50	11	2	0	0	1	18.0	14	7	7	2	0	3	22	2	0	.212
	Lakewood	1-1	0.47	5	2	0	0	0	19.0	11	5	1	1	2	5	22	0	0	.175
2020	Did not pitch																		
2021	Jersey Shore	0-1	2.75	6	3	0	0	0	19.2	12	6	6	3	1	5	27	0	1	.174
	Reading	4-3	3.64	14	11	0	0	0	71.2	63	29	29	12	4	21	63	3	0	.240
	Lehigh Valley	0-1	6.23	1	0	0	0	0	4.1	1	3	3	0	0	6	3	0	0	.071
Minors Totals		7-7	3.12	37	18	0	0	1	132.2	101	50	46	18	7	40	137	5	1	.213

HENNIGAN, JONATHAN... LHP... B-T: L-L... HT: 6-3; WT: 191... BORN: August 27, 1994, Nacogdoches, TX... RESIDES: Center, TX... HOW OBTAINED: Selected by Phillies in 21st round of June 2016 draft... SIGNED BY: Steve Cohen... EDUCATION: Attended Texas State University and Galveston College (TX)... 2013 graduate of Center High School (TX).

2021: Attended ML spring training as a non-roster invitee... Spent entire season with Reading (AA)... Limited LHH to a .192 AVG (10-52) and 0 XBH... Posted a 2.61 ERA (3 ER, 10.1 IP) in June (8 G) and a 1.80 ERA (2 ER, 10.0 IP) in August (8 G)... 2020: Pitched for Adelaide in the Australian Baseball League... 2019: Began season with Clearwater (A)... Named a Florida State League midseason All-Star... Opened the year with a 12.0-inning scoreless streak... Logged 62.0 consecutive homerless innings from the beginning of the season through 8/16... Promoted to Reading on 5/21 for the remainder of the season... 2018: Began season with Lakewood (A)... Named Phillies Minor League Pitcher of the Week, 7/2-8... Promoted to Clearwater on 7/19 for remainder of season... Opened his stint at Clearwater with an 11.2-inning scoreless streak... Combined to hold LHH to a .187 AVG (17-91)... Overall, posted a 2.39 ERA (14 ER, 52.2 IP) in 37 relief appearances... Following the season, pitched for Scottsdale in the Arizona Fall League... 2017: Spent entire season with Lakewood... Earned his first professional save, 4/7 at Kannapolis... Posted a 1.64 ERA (2 ER, 11.0 IP) over 8 April games... Struck out 6 in 3.1 hitless innings, 6/6 vs Kannapolis... Averaged 12.22 SO/9.0 IP (67 SO, 49.1 IP)... Held RHH to a .209 AVG (23-110)... Posted a 2.49 ERA (7 ER, 25.1 IP) in 14 home games... Was on the IL, 8/8-end of season (left shoulder strain)... 2016: Began pro career with Williamsport (A)... Surrendered 1 ER in his final 12.1 IP (0.73 ERA in 11 games)... Averaged 11.93 SO/9.0 IP (19 SO, 14.1 IP)... RHH were 0-for-12 with 6 strikeouts against him... Participated in Florida Instructional League.

YEAR	CLUB	W-L	ERA	G	GS	CG	SHO	SV	IP	H	R	ER	HR	HB	BB	SO	WP	BK	AVG
2016	Williamsport	1-0	1.88	13	0	0	0	0	14.1	8	4	3	1	1	6	19	3	0	.160
2017	Lakewood	1-3	5.84	30	0	0	0	3	49.1	47	35	32	3	2	27	67	4	1	.245
2018	Lakewood	1-1	2.83	22	0	0	0	2	35.0	30	13	11	1	4	14	32	3	0	.238
	Clearwater	0-0	1.53	15	0	0	0	0	17.2	17	6	3	1	1	6	14	3	1	.250
2019	Clearwater	0-1	2.25	14	0	0	0	7	20.0	13	5	5	0	2	6	29	2	0	.178
	Reading	3-4	4.47	31	0	0	0	2	46.1	50	27	23	2	1	28	41	5	0	.275
2020	Did not pitch																		
2021	Reading	0-3	7.04	32	0	0	0	0	38.1	45	33	30	3	4	27	41	5	1	.287
Minors Totals		6-12	4.36	157	0	0	0	14	221.0	210	123	107	11	15	114	243	25	3	.248

HEREDIA, RAYLIN... OF... B-T: R-R... **HT:** 6-0; **WT:** 174... **BORN:** November 10, 2003, Santo Domingo Centro, DR... **RESIDES:** Santo Domingo Centro... **HOW OBTAINED:** Signed by Phillies as an amateur free agent, 1/15/21... **SIGNED BY:** Carlos Salas and Juan Feliciano.

2021: Made professional debut with Dominican Summer League Phillies Red (R).

YEAR	CLUB	AVG	G	AB	R	H	2B	3B	HR	RBI	SH	SF	HP	BB	SO	SB	CS	OBP	SLG	OPS	E
2021	DSL Phillies-R	.500	2	4	0	2	0	0	0	1	0	0	0	0	1	0	0	.500	.500	1.000	0

HERNÁNDEZ, ANDRÉS ALEJANDRO... INF... B-T: R-R... **HT:** 6-2; **WT:** 180... **BORN:** March 10, 2005, VZ... **RESIDES:** La Victoria, VZ... **HOW OBTAINED:** Signed by Phillies as an amateur free agent, 1/15/22... **SIGNED BY:** Rafael Álvarez and William Mota.

HERNÁNDEZ, CRISTIAN GREGORIO... RHP... B-T: R-R... **HT:** 6-3; **WT:** 225... **BORN:** September 23, 2000, Cumaná, VZ... **RESIDES:** Cumaná... **HOW OBTAINED:** Signed by Phillies as an amateur free agent, 7/9/17... **SIGNED BY:** Ebert Velásquez.

2021: Spent majority of season with Clearwater (A)... Finished 2nd in strikeouts (94) among all Phillies minor league pitchers... Was on the COVID-related IL, 8/3-30, which included a rehab assignment with Florida Complex League Phillies (R)... Combined to average 11.18 SO/9.0 IP (94 SO, 75.2 IP)... Held opponents to a .188 AVG (12-64) with RISP... Participated in Florida Instructional League... **2020:** Participated in FIL... **2019:** Did not pitch... Participated in FIL... **2018:** Named a Dominican Summer League All-Star... Began professional career with DSL Phillies Red (R)... Allowed 1 or 0 BB in 11 of his 13 starts... Averaged 1.43 BB/9.0 IP... Earned first pro win, 7/18 vs DSL Mets-1... Participated in FIL.

YEAR	CLUB	W-L	ERA	G	GS	CG	SHO	SV	IP	H	R	ER	HR	HB	BB	SO	WP	BK	AVG
2018	DSL Phillies-R	2-3	2.57	13	13	0	0	0	63.0	62	28	18	2	3	10	49	5	0	.250
2019	Did not pitch																		
2020	Did not pitch																		
2021	Clearwater	2-7	3.69	18	15	0	0	0	70.2	62	31	29	11	4	29	86	2	0	.235
	FCL Phillies	0-0	1.80	2	2	0	0	0	5.0	2	1	1	1	1	0	8	0	0	.118
Minors Totals		4-10	3.12	33	30	0	0	0	138.2	126	60	48	14	8	39	143	7	0	.238

HERNÁNDEZ, FERNANDO JESÚS... INF... B-T: R-R... **HT:** 5-8; **WT:** 170... **BORN:** March 30, 2003, Cabudare, VZ... **RESIDES:** Cabudare... **HOW OBTAINED:** Signed by Phillies as an amateur free agent, 7/2/19... **SIGNED BY:** Rafael Álvarez and Franklin Rojas.

2021: Began professional career with Dominican Summer League Phillies Red (R)... Made starts at 2nd base, 3rd base and SS... Did not commit an error in 54 total chances at 3rd base... **2020:** Did not play.

YEAR	CLUB	AVG	G	AB	R	H	2B	3B	HR	RBI	SH	SF	HP	BB	SO	SB	CS	OBP	SLG	OPS	E
2021	DSL Phillies-R	.274	37	106	18	29	6	0	0	9	0	0	5	15	30	11	4	.389	.330	.719	4

HERNANDEZ, JAKOB... LHP... B-T: L-L... **HT:** 6-4; **WT:** 267... **BORN:** May 19, 1996, Parker, CO... **RESIDES:** Georgetown, TX... **HOW OBTAINED:** Selected by Phillies in 21st round of June 2017 draft... **SIGNED BY:** Brian Kohlscheen... **EDUCATION:** Attended University of Texas at Arlington and Seward County CC (KS)... 2014 graduate of Chaparral HS (CO).

2021: Attended ML spring training as a non-roster invitee... Began season with Reading (AA), where he averaged 14.85 SO/9.0 IP (33 SO, 20.0 IP)... Promoted to Lehigh Valley (AAA), 6/24... Among all Phillies minor league pitchers, finished T-2nd in games finished (18) and 3rd in appearances (42)... Overall, averaged 11.64 SO/9.0 IP (69 SO, 53.1 IP)... Held LHH to a .203 AVG (15-74) with 3 XBH (2 2B, HR)... Tossed more than 1.0 inning in 18 games... **2020:** Did not pitch... **2019:** Spent entire season with Reading... Ranked 3rd among Eastern League pitchers in games (47)... Posted a 1.00 WHIP... In 23 road games, posted a 0.59 ERA (2 ER, 30.1 IP)... Limited opponents to a .163 AVG (8-49) with RISP... Tossed at least 2.0 innings in 20 of his 43 relief appearances... **2018:** Spent entire season with Clearwater (A)... Named a Florida State League midseason All-Star... Averaged 11.72 SO/9.0 IP (92 SO, 70.2 IP), the highest mark among qualifying FSL relievers... Ranked 3rd in the FSL in holds (8) and 5th in appearances (43)... Selected as Phillies Minor League Pitcher of the Week, 4/30-5/6... Pitched at least 2.0 innings in 20 of his 43 relief outings... **2017:** Began professional career with Gulf Coast League Phillies (R)... Earned first pro win, 8/3 at GCL Yankees East... Participated in Florida Instructional League.

YEAR	CLUB	W-L	ERA	G	GS	CG	SHO	SV	IP	H	R	ER	HR	HB	BB	SO	WP	BK	AVG
2017	GCL Phillies	1-0	1.64	9	0	0	0	1	11.0	9	3	2	0	1	0	15	1	0	.237
2018	Clearwater	3-3	2.80	43	0	0	0	5	70.2	61	26	22	2	3	31	92	14	0	.242
2019	Reading	5-1	1.68	47	1	0	0	5	69.2	43	14	13	4	0	27	73	5	0	.178
2020	Did not pitch																		
2021	Reading	1-1	4.50	15	0	0	0	4	20.0	18	11	10	3	1	5	33	0	0	.237
	Lehigh Valley	3-2	4.86	27	0	0	0	2	33.1	32	21	18	2	1	16	36	3	0	.252
Minors Totals		13-7	2.86	141	1	0	0	17	204.2	163	75	65	11	6	79	249	23	0	.222

HERNÁNDEZ, JEAN CARLOS... RHP... B-T: R-R... **HT:** 6-1; **WT:** 205... **BORN:** October 22, 2002, Cristo Rey, DR... **RESIDES:** Cristo Rey... **HOW OBTAINED:** Signed by Phillies as an amateur free agent, 7/2/19... **SIGNED BY:** Carlos Salas and Juan Feliciano.

2021: Missed the entire season (right shoulder surgery)... **2020:** Did not pitch.

YEAR	CLUB	W-L	ERA	G	GS	CG	SHO	SV	IP	H	R	ER	HR	HB	BB	SO	WP	BK	AVG	
2020	Did not pitch																			
2021	Injured – Did not pitch																			

HERNÁNDEZ, MAXWEL ELIEZER... RHP... B-T: R-R... **HT:** 6-2; **WT:** 190... **BORN:** May 14, 2003, Santo Domingo Centro, DR... **RESIDES:** Villa Altigracia, DR... **HOW OBTAINED:** Signed by Phillies as an amateur free agent, 10/26/21... **SIGNED BY:** José Guzman.

HEUREAUX, JULIO JOSÉ... INF... B-T: S-R... **HT:** 5-10; **WT:** 168... **BORN:** December 18, 2001, Baní, DR... **RESIDES:** Baní... **HOW OBTAINED:** Signed by Phillies as an amateur free agent, 1/15/21... **SIGNED BY:** Carlos Salas and Luis García.

2021: Began professional career with Dominican Summer League Phillies Red (R)... Defensively, made starts at 1st base (3) and 2nd base (10).

YEAR	CLUB	AVG	G	AB	R	H	2B	3B	HR	RBI	SH	SF	HP	BB	SO	SB	CS	OBP	SLG	OPS	E
2021	DSL Phillies-R	.219	21	64	6	14	3	1	0	4	0	1	0	5	15	1	1	.271	.297	.568	5

HUGHES, JONATHAN CORY... RHP... B-T: R-R... **HT:** 6-2; **WT:** 200... **BORN:** January 8, 1997, Decatur, GA... **RESIDES:** Flowery Branch, GA... **HOW OBTAINED:** Signed by Phillies as a non-drafted free agent, 6/15/20... **SIGNED BY:** Aaron Jersild... **EDUCATION:** 2020 graduate of Georgia Tech... 2015 graduate of Flowery Branch HS... **MISC:** Originally selected by BAL in 2nd round of June 2015 draft, but did not sign.

2021: Spent first professional season with Jersey Shore (A)... Began year with an 8.2-inning scoreless streak... In 10 relief appearances, went 4-1 with a 3.10 ERA (10 ER, 29.0 IP) and held opponents to a .231 AVG (25-108)... Participated in Florida Instructional League... **2020:** Participated in FIL.

YEAR	CLUB	W-L	ERA	G	GS	CG	SHO	SV	IP	H	R	ER	HR	HB	BB	SO	WP	BK	AVG	
2020	Did not pitch																			
2021	Jersey Shore	4-8	5.92	23	13	0	0	1	73.0	90	54	48	5	5	37	57	9	1	.307	
Minors Totals		4-8	5.92	23	13	0	0	1	73.0	90	54	48	5	5	37	57	9	1	.307	

IBARRA, NEYKER ALEJANDRO... LHP... B-T: L-L... **HT:** 6-0; **WT:** 225... **BORN:** March 30, 2002, Ocumare del Tuy, VZ... **RESIDES:** Santa Teresa, VZ... **HOW OBTAINED:** Signed by Phillies as an amateur free agent, 7/2/18... **SIGNED BY:** Rafael Álvarez and Ebert Velásquez.

2021: Appeared in 3 games with Dominican Summer League Phillies Red (R)... **2020:** Did not pitch... **2019:** Began professional career with DSL Phillies Red... Posted a 1.41 ERA (5 ER, 32.0 IP) over his final 7 starts.

YEAR	CLUB	W-L	ERA	G	GS	CG	SHO	SV	IP	H	R	ER	HR	HB	BB	SO	WP	BK	AVG	
2019	DSL Phillies-R	2-5	2.89	13	12	0	0	0	53.0	50	26	17	3	4	11	48	7	1	.244	
2020	Did not pitch																			
2021	DSL Phillies-R	0-0	2.70	3	0	0	0	0	3.1	1	1	1	0	1	3	2	2	0	.111	
Minors Totals		2-5	2.88	16	12	0	0	0	56.1	51	27	18	3	5	14	50	9	1	.238	

ISER, HERBERT BERNARDO... C... B-T: L-R... **HT:** 6-2; **WT:** 220... **BORN:** December 14, 1997, Montego Bay, Jamaica... **RESIDES:** Houston, TX... **HOW OBTAINED:** Selected by Phillies in 23rd round of June 2019 draft... **SIGNED BY:** Ralph Garr Jr... **EDUCATION:** Attended Dallas Baptist University (TX) and San Jacinto College North (TX)... 2016 graduate of Osceola HS (FL)... **MISC:** Originally selected by BAL in 24th round of June 2018 draft, but did not sign.

2021: Spent majority of the season with Jersey Shore (A)... Played 1 game with both Lehigh Valley (AAA) and Clearwater (A)... As a catcher, posted a .993 fielding percentage (3 errors in 418 total chances) and threw out 25.9% (14-54) of base runners attempting to steal... Made 12 starts at 1st base... Participated in Florida Instructional League... **2020:** Participated in FIL... **2019:** Began professional career with Gulf Coast League Phillies West (R)... Promoted to Williamsport (A) on 7/3 for the remainder of the season... In 19 starts at catcher, caught 8 base runners in 17 SB attempts (47.1%)... Also made 7 starts at 1st base... Participated in FIL.

YEAR	CLUB	AVG	G	AB	R	H	2B	3B	HR	RBI	SH	SF	HP	BB	SO	SB	CS	OBP	SLG	OPS	E
2019	GCL Phillies-W	.500	5	16	5	8	2	2	0	3	0	0	1	3	2	0	1	.600	.875	1.475	1
	Williamsport	.179	32	106	12	19	4	1	2	6	0	3	1	6	38	2	0	.224	.292	.517	5
2020	Did not play																				
2021	Jersey Shore	.177	68	232	18	41	11	2	5	31	0	5	3	13	80	0	0	.225	.306	.531	3
	Lehigh Valley	.000	1	1	0	0	0	0	0	0	0	0	0	0	0	0	0	.000	.000	.000	0
	Clearwater	.000	1	3	0	0	0	0	0	0	0	0	0	1	0	0	0	.000	.000	.000	0
Minors Totals		.190	107	358	35	68	17	5	7	40	0	8	5	22	121	2	1	.242	.324	.566	9

JACOBSAK, SAMUEL PEARSON (Sam)... RHP... B-T: R-R... HT: 6-4; WT: 195... BORN: June 11, 1998, Boston, MA... RESIDES: Milton, MA... HOW OBTAINED: Signed by Phillies as a non-drafted free agent, 6/14/20... SIGNED BY: Justin Morgenstern... EDUCATION: Attended Northeastern University (MA)... 2017 graduate of Milton HS... MISC: In a shortened 2020 collegiate season, posted a 3.65 ERA in 4 starts.

2021: Made professional debut with Florida Complex League Phillies (R) and also pitched for Clearwater (A)... Was on the COVID-related IL, 8/3-end of season... **2020:** Participated in Florida Instructional League.

YEAR	CLUB	W-L	ERA	G	GS	CG	SHO	SV	IP	H	R	ER	HR	HB	BB	SO	WP	BK	AVG
2020	Did not pitch																		
2021	FCL Phillies	0-0	0.00	4	2	0	0	0	8.0	7	1	0	0	0	2	8	1	0	.226
	Clearwater	1-0	4.91	2	0	0	0	0	3.2	3	2	2	0	1	7	3	0	0	.300
Minors Totals		1-0	1.54	6	2	0	0	0	11.2	10	3	2	0	1	9	11	1	0	.244

JEFFERSON, DEMEDRICK LAMAR (DJ)... RHP... B-T: R-R... HT: 6-4; WT: 190... BORN: January 9, 2001, Las Vegas, NV... RESIDES: Las Vegas... HOW OBTAINED: Signed by Phillies as a non-drafted free agent, 7/9/19... SIGNED BY: Mike Garcia... EDUCATION: 2019 graduate of Desert Oasis HS (NV).

2021: Began season with Florida Complex League Phillies (R)... Appeared in 1 game with Clearwater (A) before going on the COVID-related IL, 8/3-end of season... His IL stint included a rehab assignment to FCL Phillies... **2020:** Participated in Florida Instructional League... **2019:** Made professional debut with Gulf Coast League Phillies East (R)... Participated in FIL.

YEAR	CLUB	W-L	ERA	G	GS	CG	SHO	SV	IP	H	R	ER	HR	HB	BB	SO	WP	BK	AVG
2019	GCL Phillies-E	0-1	1.69	5	1	0	0	0	10.2	7	2	2	1	1	4	7	0	0	.189
2020	Did not pitch																		
2021	FCL Phillies	0-1	13.50	7	2	0	0	0	12.0	18	18	18	2	3	9	16	3	0	.353
	Clearwater	0-1	14.73	1	1	0	0	0	3.2	5	6	6	3	0	2	3	1	0	.313
Minors Totals		0-3	8.89	13	4	0	0	0	26.1	30	26	26	6	4	15	26	4	0	.288

JEREZ, ALBERT JESÚS... INF... B-T: R-R... HT: 6-2; WT: 190... BORN: May 18, 2001, Acarigua, VZ... RESIDES: Acarigua... HOW OBTAINED: Signed by Phillies as an amateur free agent, 5/18/18... SIGNED BY: Rómulo Oliveros.

2021: Appeared in 15 games with Florida Complex League Phillies (R)... Was on the COVID-related IL, 7/24-8/14... **2020:** Did not play... **2019:** Spent his second straight season with Dominican Summer League Phillies White (R)... Defensively, made starts at 1st base, 2nd base, 3rd base and SS... Hit .293 (22-75) with RISP... **2018:** Began professional career with DSL Phillies White... Primarily played SS, but also made appearances at 1st base, 2nd base and in RF.

YEAR	CLUB	AVG	G	AB	R	H	2B	3B	HR	RBI	SH	SF	HP	BB	SO	SB	CS	OBP	SLG	OPS	E
2018	DSL Phillies-W	.178	35	107	7	19	0	0	0	8	2	3	0	10	25	3	2	.242	.178	.419	13
2019	DSL Phillies-W	.263	63	213	24	56	9	3	3	32	3	0	10	16	47	11	9	.343	.376	.719	12
2020	Did not play																				
2021	FCL Phillies	.143	15	28	6	4	1	0	0	8	0	0	2	5	9	3	0	.314	.179	.493	1
Minors Totals		.227	113	348	37	79	10	3	3	48	5	3	12	31	81	17	11	.310	.299	.609	26

JIMÉNEZ, ESTIBENZON JOSÉ... RHP... B-T: R-R... HT: 6-1; WT: 185... BORN: January 25, 2002, San Felipe, VZ... RESIDES: Yumare, VZ... HOW OBTAINED: Signed by Phillies as an amateur free agent, 11/27/19... SIGNED BY: Rafael Álvarez and William Mota.

2021: Began professional career with Dominican Summer League Phillies White (R)... Among all Phillies minor league pitchers (min. 45.0 IP), posted the lowest WHIP (0.82) and 2nd-lowest ERA... His 6 wins ranked T-6th in the DSL... In 13 relief appearances, posted a 0.76 ERA (3 ER, 35.1 IP) and 0.71 WHIP... Held LHH to a .093 AVG (5-54) and .336 OPS... **2020:** Did not pitch.

YEAR	CLUB	W-L	ERA	G	GS	CG	SHO	SV	IP	H	R	ER	HR	HB	BB	SO	WP	BK	AVG
2020	Did not pitch																		
2021	DSL Phillies-W	6-0	1.59	16	3	0	0	2	45.1	24	13	8	2	7	13	41	2	1	.154
Minors Totals		6-0	1.59	16	3	0	0	2	45.1	24	13	8	2	7	13	41	2	1	.154

JIMÉNEZ, MANOLFI... OF... B-T: L-L... HT: 6-0; WT: 190... BORN: November 14, 2004, Santo Domingo Oeste, DR... RESIDES: Santo Domingo Oeste... HOW OBTAINED: Signed by Phillies as an amateur free agent, 1/15/22... SIGNED BY: Carlos Salas and Luis García.

KILLGORE, KEYLAN RICHARD... LHP... B-T: L-L... HT: 6-3; WT: 200... BORN: September 30, 1996, Wichita, KS... RESIDES: Wichita... HOW OBTAINED: Selected by Phillies in 17th round of June 2018 draft... SIGNED BY: Justin Munson... EDUCATION: Attended Wichita State University (KS)... 2015 graduate of Heights HS (KS).

2021: Missed the entire season (left elbow surgery)... **2020:** Did not pitch... **2019:** Selected as a Florida State League postseason All-Star... Led the FSL in saves (11)... Spent the year with Clearwater (A)... Pitched in a combined no-hitter, 6/22 vs Daytona (1.0 IP, SO)... Named Phillies Minor League Co-Pitcher of the Week, 6/17-23... Posted a 2.08 ERA (6 ER, 26.0 IP) in 17 road games... Limited LHH to a .235 AVG (16-68) and .265 SLG... **2018:** Selected as a New York-Penn League All-Star... Ranked T-1st in the NYPL in saves (10)... Began professional career with Williamsport (A)... Converted all 10 of his save opportunities... On 9/3, promoted to Lakewood (A), where he made 1 appearance before the end of the season... Combined to post a 0.70 WHIP and averaged 11.35 SO/9.0 IP (29 SO, 23.0 IP)... Overall, held RHH to a .120 AVG (6-50) and LHH to a .179 AVG (5-28).

YEAR	CLUB	W-L	ERA	G	GS	CG	SHO	SV	IP	H	R	ER	HR	HB	BB	SO	WP	BK	AVG
2018	Williamsport	0-0	0.81	14	0	0	0	#10	22.1	11	2	2	0	0	5	29	0	0	.145
	Lakewood	0-0	0.00	1	0	0	0	0	0.2	0	0	0	0	0	0	0	0	0	.000
2019	Clearwater	1-3	3.57	36	0	0	0	*11	53.0	46	22	21	4	0	25	61	2	0	.234
2020	Did not pitch																		
2021	Injured – Did not pitch																		
Minors Totals		1-3	2.72	51	0	0	0	21	76.0	57	24	23	4	0	30	90	2	0	.207

* League leader
Tied for league lead

KROON, MATTHEW JAMES (Matt)... INF/OF... B-T: R-R... HT: 6-1; WT: 205... BORN: December 5, 1996, Scottsdale, AZ... RESIDES: Scottsdale... HOW OBTAINED: Selected by Phillies in 18th round of June 2018 draft... SIGNED BY: Brian Kohschoen... EDUCATION: Attended Oklahoma State University, Central Arizona College and University of Oregon... 2015 graduate of Horizon HS (AZ)... MISC: Originally selected by CIN in 38th round of June 2015 draft and by the Phillies in 30th round of June 2017 draft, but did not sign either time... PERSONAL: His father, Marc, was a former ML pitcher for SD, CIN and COL.

2021: Began season with Reading (AA)... Was on the IL with a right shoulder contusion, 5/12-7/16, which included a rehab assignment to Florida Complex League Phillies (R)... Was with Jersey Shore (A), 7/17-21, and then finished the year with Reading... In 53 combined games, posted a .285/.350/.440 slash line in 215 PA... Defensively, made starts at 1st base, 3rd base, LF, CF and RF... Hit .348 (23-66) in his final 16 games (8/22-end of season)... **2020:** Did not play... **2019:** Began season with Lakewood (A)... Promoted to Clearwater (A) on 5/23 for the remainder of the season... Hit safely in 9 of his first 10 games (.350 AVG) with Clearwater... Overall, made starts at 1st base (57), 3rd base (13), in LF (18) and RF (1)... Batted .310 (22-71) against LHP... **2018:** Began professional career with Gulf Coast League Phillies West (R)... Promoted to Williamsport (A), 6/28... Led Williamsport in BB (24)... Slugged first pro grand slam, 8/26 vs Mahoning Valley... Overall, made starts defensively at 1st base, 2nd base, 3rd base and SS... Promoted to Lakewood, 9/4, but did not appear in a regular-season game with the club... Appeared in 2 playoff games with Lakewood (pinch-runner)... Participated in Florida Instructional League.

YEAR	CLUB	AVG	G	AB	R	H	2B	3B	HR	RBI	SH	SF	HP	BB	SO	SB	CS	OBP	SLG	OPS	E
2018	GCL Phillies-W	.563	4	16	2	9	1	0	0	1	0	0	0	3	4	4	1	.632	.625	1.257	2
	Williamsport	.250	38	120	22	30	3	1	2	9	0	1	1	24	38	2	3	.377	.342	.718	0
2019	Lakewood	.268	37	138	19	37	6	1	1	12	0	1	1	12	46	8	4	.329	.348	.677	4
	Clearwater	.225	69	222	29	50	8	6	4	24	1	2	8	18	68	10	4	.304	.369	.673	7
2020	Did not play																				
2021	Reading	.301	45	163	19	49	6	3	5	22	1	1	3	13	45	6	4	.361	.466	.827	3
	FCL Phillies	.154	4	13	1	2	1	0	0	1	0	0	1	2	2	1	1	.313	.231	.544	0
	Jersey Shore	.235	4	17	2	4	2	0	0	0	0	0	0	1	5	0	0	.278	.353	.631	1
Minors Totals		.263	201	689	94	181	27	11	12	69	2	5	14	73	208	31	17	.343	.386	.729	17

LACKNEY, NICKOLAS FOX (Nick)... LHP... B-T: L-L... HT: 6-5; WT: 220... BORN: June 5, 1997, Milwaukee, WI... RESIDES: Rosemount, MN... HOW OBTAINED: Selected by Phillies in 18th round of June 2019 draft... SIGNED BY: Justin Morgenstern... EDUCATION: 2019 graduate of University of Minnesota... 2015 graduate of Whitefish Bay HS (WI).

2021: Began season with Clearwater (A)... Had 3 stints with Reading (AA): 5/22-24, 6/24-8/7 and 8/10-end of season... Was with Jersey Shore (A), 5/25-6/23... Appeared in 1 game with Lehigh Valley (AAA)... Overall, posted a 2.96 ERA (17 ER, 51.2 IP) and held opponents to a .220 AVG (41-186) in 32 relief appearances... Induced 8 ground-ball double plays with Reading, which led the team... **2020:** Did not pitch... **2019:** Began professional career with Gulf Coast League Phillies East (R)... Participated in Florida Instructional League.

YEAR	CLUB	W-L	ERA	G	GS	CG	SHO	SV	IP	H	R	ER	HR	HB	BB	SO	WP	BK	AVG
2019	GCL Phillies-E	0-0	4.70	7	0	0	0	0	7.2	8	4	4	0	0	7	4	1	0	.267
2020	Did not pitch																		
2021	Clearwater	0-0	0.00	6	0	0	0	0	7.0	6	0	0	0	0	3	5	3	0	.240
	Reading	3-1	3.74	19	0	0	0	0	33.2	25	16	14	4	2	24	27	6	0	.214
	Jersey Shore	1-0	0.90	6	0	0	0	1	10.0	7	1	1	0	0	8	12	3	0	.179
	Lehigh Valley	0-0	18.00	1	0	0	0	0	1.0	3	2	2	0	0	2	0	0	0	.600
Minors Totals		4-1	3.19	39	0	0	0	1	59.1	49	23	21	4	2	44	48	13	0	.227

SCOUTING & PLAYER DEV.

LEANZ, JOSÉ MANUEL... OF... B-T: R-R... **HT:** 6-0; **WT:** 150... **BORN:** January 13, 2003, Puerto La Cruz, VZ... **RESIDES:** Barcelona, VZ... **HOW OBTAINED:** Signed by Phillies as an amateur free agent, 8/4/19... **SIGNED BY:** Rafael Álvarez and Ebert Velásquez.

2021: Began professional career with Dominican Summer League Phillies White (R)... Led all short-season Phillies minor league players in runs (30)... Posted an 18-game on-base streak, 9/3-10/1, during which he posted a .339/.439/.446 slash line... Made starts at each OF position... **2020:** Did not play.

YEAR	CLUB	AVG	G	AB	R	H	2B	3B	HR	RBI	SH	SF	HP	BB	SO	SB	CS	OBP	SLG	OPS	E
2020	Did not play																				
2021	DSL Phillies-W	.306	52	144	30	44	6	2	0	10	1	0	6	16	30	11	10	.398	.375	.773	1
Minors Totals		.306	52	144	30	44	6	2	0	10	1	0	6	16	30	11	10	.398	.375	.773	1

LEE, HAO YU... INF... B-T: R-R... **HT:** 5-10; **WT:** 190... **BORN:** February 3, 2003, New Taipei, Taiwan... **RESIDES:** Taoyuan City, Taiwan... **HOW OBTAINED:** Signed by Phillies as an amateur free agent, 6/15/21... **SIGNED BY:** Youngster Wang.

2021: Began professional career with Florida Complex League Phillies (R)... Participated in Florida Instructional League.

YEAR	CLUB	AVG	G	AB	R	H	2B	3B	HR	RBI	SH	SF	HP	BB	SO	SB	CS	OBP	SLG	OPS	E
2021	FCL Phillies	.364	9	22	9	8	2	2	1	5	0	0	0	3	5	0	0	.440	.773	1.213	0

LEE SANG, MARCUS JAMES... OF... B-T: L-L... **HT:** 6-0; **WT:** 190... **BORN:** January 2, 2001, Laurel, MD... **RESIDES:** Owings, MD... **HOW OBTAINED:** Selected by Phillies in 11th round of June 2019 draft... **SIGNED BY:** Connor Betbeze... **EDUCATION:** 2019 graduate of Northern HS (MD).

2021: Began and ended season with Florida Complex League Phillies (R)... Had a stint with Clearwater (A) in July... Was on the COVID-related IL, 8/3-9/1... Recorded a multi-HR game, 9/3 vs FCL Tigers East... Had 3 games with multiple steals... Made starts at each OF spot... Participated in Florida Instructional League... **2020:** Participated in FIL... **2019:** Began professional career with Gulf Coast League Phillies East (R)... Defensively, made starts at each OF position... Participated in FIL.

YEAR	CLUB	AVG	G	AB	R	H	2B	3B	HR	RBI	SH	SF	HP	BB	SO	SB	CS	OBP	SLG	OPS	E
2019	GCL Phillies-E	.224	36	125	8	28	2	2	2	16	0	2	0	11	42	6	4	.283	.320	.603	3
2020	Did not play																				
2021	FCL Phillies	.273	26	88	18	24	6	1	5	17	0	0	1	7	25	11	3	.333	.534	.867	2
	Clearwater	.212	11	33	0	7	1	0	0	5	0	0	0	4	11	0	0	.297	.242	.540	0
Minors Totals		.240	73	246	26	59	9	3	7	38	0	2	1	22	78	17	7	.303	.386	.689	5

LEHMAN, TAYLOR FREDRICK... LHP... B-T: L-L... **HT:** 6-8; **WT:** 227... **BORN:** December 30, 1995, Pittsburgh, PA... **RESIDES:** Pittsburgh... **HOW OBTAINED:** Signed by Phillies as a non-drafted free agent, 6/16/18... **SIGNED BY:** Connor Betbeze... **EDUCATION:** 2018 graduate of Pennsylvania State University... 2014 graduate of Keystone Oaks HS (PA)... **MISC:** Originally selected by MIA in 34th round of June 2014 draft, but did not sign.

2021: Pitched briefly for Reading (AA) before going on the IL, 6/7, with a left UCL sprain, and missed the remainder of the season... **2020:** Pitched for Adelaide in the Australian Baseball League... **2019:** Opened year with Williamsport (A)... Finished season at Lakewood (A)... In 14 games (8 starts) overall, posted a 2.55 ERA and held opponents to a .234 AVG... Did not surrender a HR to 202 batters faced... **2018:** Began professional career with Gulf Coast League Phillies East (R).

YEAR	CLUB	W-L	ERA	G	GS	CG	SHO	SV	IP	H	R	ER	HR	HB	BB	SO	WP	BK	AVG	
2018	GCL Phillies-E	0-1	7.02	13	0	0	0	0	16.2	20	13	13	1	0	7	17	8	0	.286	
2019	Williamsport	0-1	2.12	5	4	0	0	0	17.0	17	4	4	0	0	7	16	0	0	.270	
	Lakewood	2-2	2.78	9	4	0	0	2	32.1	24	11	10	0	0	15	21	3	1	.214	
2020	Did not pitch																			
2021	Reading	1-0	3.52	5	3	0	0	0	15.1	14	7	6	0	0	11	20	3	0	.241	
Minors Totals		3-4	3.65	32	11	0	0	2	81.1	75	35	33	1	0	40	74	14	1	.248	

LEVERETT, ADAM STEVEN... RHP... B-T: L-R... **HT:** 6-5; **WT:** 215... **BORN:** September 19, 1998, Macon, GA... **RESIDES:** Macon... **HOW OBTAINED:** Selected by Phillies in 15th round of June 2019 draft... **SIGNED BY:** Aaron Jersild... **EDUCATION:** 2019 graduate of Gordon State College (GA)... 2017 graduate of Mount de Sales Academy (GA).

2021: Selected as an Organization All-Star by MiLB.com... Posted the lowest ERA (3.48) among all Phillies minor league pitchers (min. 85.0 IP)... Began season with Jersey Shore (A), posting a 0.35 ERA (1 ER, 26.0 IP) in his first 7 games (through 6/15)... Had 3 stints with Reading (AA), which is where he finished the year... Was with Lehigh Valley (AAA), 8/13-23... Combined to allow just 0.74 HR/9.0 IP (7 HR in 85.1 IP)... Named Phillies Minor League Co-Pitcher of the Month for June (2.08 ERA in 5 G)... **2020:** Did not pitch... **2019:** Made professional debut with Gulf Coast League Phillies East (R)... Spent most of his first pro season with Williamsport (A)... Participated in Florida Instructional League.

YEAR	CLUB	W-L	ERA	G	GS	CG	SHO	SV	IP	H	R	ER	HR	HB	BB	SO	WP	BK	AVG	
2019	GCL Phillies-E	0-0	2.45	2	1	0	0	0	3.2	4	1	1	0	0	6	1	0	.267		
	Williamsport	1-2	4.45	9	5	0	0	0	28.1	31	16	14	3	1	13	22	3	2	.279	
2020	Did not pitch																			
2021	Jersey Shore	1-0	1.56	11	7	0	0	0	40.1	22	7	7	0	4	15	46	3	1	.159	
	Reading	2-5	5.50	8	8	0	0	0	36.0	38	24	22	5	3	13	36	3	0	.273	
	Lehigh Valley	1-0	4.00	2	2	0	0	0	9.0	8	4	4	2	0	3	8	0	0	.250	
Minors Totals		5-7	3.68	32	23	0	0	0	117.1	103	52	48	10	8	44	118	10	3	.237	

LINARES, DIEGO FERNANDO... RHP... B-T: R-R... HT: 6-2; WT: 160... BORN: September 29, 2002, Guacara, VZ... RESIDES: Guacara... HOW OBTAINED: Signed by Phillies as an amateur free agent, 7/2/19... SIGNED BY: Rafael Álvarez and William Mota.

2021: Pitched for Dominican Summer League Phillies White and Red (R) in first professional season... 2020: Did not pitch.

YEAR	CLUB	W-L	ERA	G	GS	CG	SHO	SV	IP	H	R	ER	HR	HB	BB	SO	WP	BK	AVG
2020	Did not pitch																		
2021	DSL Phillies-W	0-0	0.00	1	0	0	0	0	1.0	0	0	0	0	0	2	0	0	0	.000
	DSL Phillies-R	2-2	4.58	10	0	0	0	0	17.2	17	9	9	1	1	6	17	0	1	.250
	DSL Combined	2-2	4.34	11	0	0	0	0	18.2	17	9	9	1	1	8	17	0	1	.239
Minors Totals		2-2	4.34	11	0	0	0	0	18.2	17	9	9	1	1	8	17	0	1	.239

LINDOW, ETHAN... LHP... B-T: R-L... HT: 6-2; WT: 190... BORN: October 15, 1998, Locust Grove, GA... RESIDES: Locust Grove... HOW OBTAINED: Selected by Phillies in 5th round of June 2017 draft... SIGNED BY: Aaron Jersild... EDUCATION: 2017 graduate of Locust Grove HS.

2021: Began season with Reading (AA)... Transferred to Jersey Shore (A), 6/8... Ranked T-1st in CG (1) & SHO (1) among High-A East pitchers... Named Phillies Minor League Pitcher of the Month for July after going 3-1 with a 1.55 ERA (5 ER, 29.0 IP), 0.90 WHIP and 24 SO to 5 BB in 5 games (4 starts) during that month... Tossed his first professional shutout (7.0 IP), 7/30 vs Brooklyn (gm 2)... Was on the IL with left elbow inflammation, 8/20-end of season... Combined to average 2.33 BB/9.0 IP (22 BB/85.0 IP)...

2020: Did not pitch... 2019: Won the Paul Owens Award as the best pitcher in the Phillies minor league system... Selected as an Organization All-Star by MiLB.com... Spent majority of season with Lakewood... His final 3 appearances came with Clearwater... Among all Phillies minor league pitchers (min. 85.0 IP), posted the lowest ERA (2.52) and had the 5th-most SO (119)... Posted the lowest WHIP (0.98) in the South Atlantic League (min. 94.0 IP)... Named Phillies Minor League Pitcher of the Month in both June and July... Chosen as Phillies Minor League Pitcher of the Week three times: 5/13-19, 6/3-9 and 8/12-18... Went 5-4 with a 2.52 ERA (31 ER, 110.2 IP), 1.01 WHIP and 119 SO in 26 games (16 starts) for Lakewood (A) and Clearwater (A)... Combined to hold opponents to a .218 AVG and averaged 1.79 BB/9.0 IP... 2018: Posted the lowest ERA among qualifying Phillies short-season pitchers... Also ranked 1st among Phillies short-season pitchers in IP... Spent entire season with Williamsport (A)... Ranked T-2nd in the New York-Penn League in CG, 3rd in ERA, T-4th in WHIP, 7th in IP, T-7th in starts and T-8th in SO... Posted a 0.41 ERA (1 ER, 22.0 IP) in his last 4 starts... Held LHH to a .181 AVG (15-83)... Limited opponents to a .071 AVG (2-28) with RISP and 2 outs... 2017: Began professional career with Gulf Coast League Phillies (R)... Earned first pro win, 8/10 vs GCL Tigers East... Averaged 11.06 SO/9.0 IP... Participated in Florida Instructional League.

YEAR	CLUB	W-L	ERA	G	GS	CG	SHO	SV	IP	H	R	ER	HR	HB	BB	SO	WP	BK	AVG
2017	GCL Phillies	2-2	4.55	8	8	0	0	0	27.2	26	15	14	2	0	12	34	2	0	.241
2018	Williamsport	3-2	2.19	13	13	1	0	0	70.0	58	20	17	2	2	19	63	5	3	.227
2019	Lakewood	5-2	2.66	23	13	0	0	2	94.2	73	35	28	4	4	20	103	2	0	.208
	Clearwater	0-2	1.69	3	3	0	0	0	16.0	17	8	3	0	1	2	16	0	0	.274
2020	Did not pitch																		
2021	Reading	0-2	6.11	6	5	0	0	0	17.2	19	12	12	5	2	11	23	0	0	.268
	Jersey Shore	3-6	3.21	12	10	#1	#1	0	67.1	65	25	24	11	4	11	59	2	0	.260
Minors Totals		13-16	3.01	65	52	2	1	2	293.1	258	115	98	24	13	75	298	11	3	.235

Tied for league lead

LOPEZ, VICTOR ALEXANDER... RHP... B-T: R-R... HT: 6-4; WT: 215... BORN: September 2, 1999, Tenares, DR... RESIDES: Santo Domingo, DR... HOW OBTAINED: Signed by Phillies as an amateur free agent, 3/30/19... SIGNED BY: Carlos Salas and Bernardo Pérez.

2021: Began season with Florida Complex League Phillies (R)... Promoted to Clearwater (A), 7/28, and then to Jersey Shore (A), 8/21... Overall, posted a 2.60 ERA (8 ER, 27.2 IP), held opponents to a .214 AVG (22-103) and stranded 11 of 13 inherited base runners (84.6%)... 2020: Did not pitch... 2019: Began professional career with Dominican Summer League Phillies White (R)... Was T-5th among DSL pitchers in games started.

YEAR	CLUB	W-L	ERA	G	GS	CG	SHO	SV	IP	H	R	ER	HR	HB	BB	SO	WP	BK	AVG
2019	DSL Phillies-W	1-3	2.29	14	14	0	0	0	51.0	46	19	13	1	6	25	46	4	0	.241
2020	Did not pitch																		
2021	FCL Phillies	0-0	0.00	5	0	0	0	1	5.2	3	0	0	0	0	0	4	0	0	.150
	Clearwater	0-1	3.72	6	0	0	0	1	9.2	11	5	4	0	0	3	15	0	0	.275
	Jersey Shore	0-0	2.92	6	0	0	0	0	12.1	8	4	4	1	0	6	8	1	0	.186
Minors Totals		1-4	2.40	31	14	0	0	2	78.2	68	28	21	2	6	34	73	5	0	.231

LOYO, JARED... LHP... B-T: L-L... HT: 6-4; WT: 185... BORN: January 14, 2003, Veracruz, MX... RESIDES: Veracruz... HOW OBTAINED: Signed by Phillies as an amateur free agent, 1/4/20... SIGNED BY: Oneri Fleita and Charlie Gastelum.

2021: In first professional season, pitched for Dominican Summer League Phillies White and Red (R)... 2020: Did not pitch.

YEAR	CLUB	W-L	ERA	G	GS	CG	SHO	SV	IP	H	R	ER	HR	HB	BB	SO	WP	BK	AVG
2020	Did not pitch																		
2021	DSL Phillies-W	0-1	54.00	3	0	0	0	0	1.0	8	7	6	0	1	3	0	2	0	.889
	DSL Phillies-R	1-1	2.92	9	0	0	0	0	12.1	9	12	4	0	2	11	9	6	1	.191
	DSL Combined	1-2	6.75	12	0	0	0	0	13.1	17	19	10	0	3	14	9	8	1	.304
Minors Totals		1-2	6.75	12	0	0	0	0	13.1	17	19	10	0	3	14	9	8	1	.304

LOZANO, FERNANDO... RHP... B-T: R-R... HT: 6-1; WT: 195... BORN: January 11, 2000, Ensenada, MX... RESIDES: Ensenada... HOW OBTAINED: Signed by Phillies as an amateur free agent, 4/25/19... SIGNED BY: Oneri Fleita and Charlie Gastelum.

2021: Pitched mostly for Clearwater (A)... Posted a 1.65 ERA (3 ER, 16.1 IP) in June... Was on the IL with a right shoulder strain, 8/7-end of season, which included a rehab assignment to Florida Complex League Phillies (R)... Overall, posted a 2.57 ERA (16 ER, 56.0 IP), 1.07 WHIP and held RHH to a .171 AVG (21-123)... Following the season, pitched for Mexicali in the Mexican Pacific Winter League... **2020:** Pitched for Mexicali in the MPWL... **2019:** Spent entire season with Gulf Coast League Phillies West (R)... Posted a 0.95 WHIP... Participated in Florida Instructional League... **2018:** Appeared in 3 games with Tijuana (AAA) in the Mexican League.

YEAR	CLUB	W-L	ERA	G	GS	CG	SHO	SV	IP	H	R	ER	HR	HB	BB	SO	WP	BK	AVG
2018	Tijuana	0-0	3.00	3	0	0	0	0	3.0	3	1	1	0	0	1	1	0	0	.273
2019	GCL Phillies-W	5-0	1.99	17	0	0	0	2	31.2	24	8	7	1	1	6	31	1	0	.211
2020	Did not pitch																		
2021	Clearwater	3-2	2.60	17	6	0	0	0	52.0	36	22	15	6	1	21	51	6	0	.188
	FCL Phillies	0-1	2.25	3	1	0	0	1	4.0	2	1	1	1	0	1	4	0	0	.143
Minors Totals		8-3	2.38	40	7	0	0	3	90.2	65	32	24	8	2	29	87	7	0	.197

MAGGI, ANDREW JEROME (Drew)... INF... B-T: R-R... HT: 6-0; WT: 181... BORN: May 16, 1989, Phoenix, AZ... RESIDES: Phoenix... HOW OBTAINED: Signed by Phillies as a minor league free agent, 3/4/22; originally selected by PIT in 15th round of June 2010 draft... SIGNED BY: Larry Broadway... EDUCATION: Attended Arizona State University... 2008 graduate of Brophy College Preparatory (AZ)... MISC: Selected by ARI in 47th round of June 2008 draft, but did not sign.

2021: Spent season with St. Paul (AAA) in MIN's organization... Hit a professional-best 16 HR... Tied for the team lead in SB (12) and walks (40)... Was on the IL, 5/10-25 (right hip flexor strain)... Named Triple-A East Offensive Player of the Week, 6/28-7/4... Defensively, made starts at 2nd base (25), 3rd base (12), SS (49) and in LF (3)... Had his contract selected by MIN on 9/18, but did not appear in a game... Optioned to St. Paul, 9/20... **2020:** Was assigned to MIN's alternate training site, but did not play... **2019:** Named an Organization All-Star by MiLB.com... Split season between Pensacola (AA) and Rochester (AAA) in MIN's organization... Combined to post a .380 OBP in 516 PA... Homered twice on 6/7 at Pawtucket (gm 2), his first career multi-HR game... **2018:** Spent season with Columbus (AAA) in CLE's organization... Was on the restricted list, 4/5-5/30... Was on the IL, 8/11-21 (right hamstring strain)... **2017:** Played for Oklahoma City (AAA) in LAD's organization... Was on the IL twice: beginning of season-5/3 (left hamstring strain) and 7/27-8/2 (right quad strain)... **2016:** Split season between Oklahoma City and Tulsa (AA)... Selected as a Texas League midseason All-Star... Following the season, played for Oriente in the Dominican Winter League and Mazatlan in the Mexican Pacific Winter League... **2015:** Spent season with Arkansas (AA) in LAA's organization... Named a TL midseason All-Star... His 29 stolen bases ranked T-4th in the TL... **2014:** Played for Altoona (AA) in PIT's organization... Selected as an Eastern League midseason All-Star... Finished 4th in the EL in steals (37)... Was on the IL, 8/18-24 (right groin strain)... **2013:** Spent year with Altoona... **2012:** Split season between Bradenton (A) and Altoona... Made his first pro pitching appearance, 8/5 at New Britain (0.1 IP)... **2011:** Played almost entire year with West Virginia (A) except for 1 game with Bradenton... Was T-6th in the South Atlantic League with 32 steals... **2010:** Began pro career with State College (A).

YEAR	CLUB	AVG	G	AB	R	H	2B	3B	HR	RBI	SH	SF	HP	BB	SO	SB	CS	OBP	SLG	OPS	E
2010	State College	.156	18	64	9	10	3	0	0	2	2	1	0	9	15	5	1	.257	.203	.460	8
2011	West Virginia	.267	125	484	63	129	27	4	3	45	5	3	9	64	71	32	18	.361	.357	.718	27
	Bradenton	.000	1	1	0	0	0	0	0	0	0	0	0	1	1	0	0	.500	.000	.500	0
2012	Bradenton	.238	53	193	34	46	8	1	1	28	4	1	2	31	47	17	3	.348	.306	.654	5
	Altoona	.222	53	180	29	40	4	2	1	10	2	3	4	18	40	6	2	.302	.283	.585	7
2013	Altoona	.254	95	264	38	67	14	2	1	25	5	5	9	26	48	17	6	.336	.333	.669	6
2014	Altoona	.280	110	347	60	97	12	0	3	25	6	2	9	50	58	37	19	.382	.340	.722	7
2015	Arkansas	.242	125	422	50	102	18	0	0	31	8	2	6	45	82	29	12	.322	.284	.606	17
2016	Oklahoma City	.275	49	142	23	39	8	0	2	13	3	0	4	13	29	8	4	.352	.373	.725	4
	Tulsa	.299	61	194	26	58	10	2	2	11	2	0	7	17	37	8	5	.376	.402	.778	8
2017	Oklahoma City	.271	84	255	40	69	16	0	5	29	1	2	5	35	63	7	3	.367	.392	.759	11
2018	Columbus	.272	64	232	37	63	12	1	1	14	5	1	1	21	57	11	5	.333	.345	.678	7
2019	Pensacola	.256	11	39	5	10	4	0	1	1	0	0	1	4	9	1	1	.341	.436	.777	0
	Rochester	.258	108	388	71	100	19	4	10	46	3	1	20	60	96	9	3	.384	.405	.789	11
2020	Did not play																				
2021	St. Paul	.252	95	318	59	80	13	2	16	50	0	1	11	40	114	12	5	.354	.456	.810	7
Minors Totals		.258	1052	3523	544	910	168	18	46	330	46	22	88	434	767	199	87	.352	.355	.707	125

MARCANO, RAFAEL ALFONSO... LHP... B-T: L-L... HT: 5-10; WT: 180... BORN: April 20, 2000, Punta Cardón, VZ... **RESIDES:** Punto Fijo, VZ... **HOW OBTAINED:** Signed by Phillies as an amateur free agent, 4/27/18... **SIGNED BY:** Rómulo Oliveros.

2021: Primarily pitched for Clearwater (A)... In first 6 games, posted a 0.90 ERA (2 ER, 20.0 IP), 0.90 WHIP, had 28 strikeouts and held opponents to a .173 AVG (13-75)... On 6/5 at Daytona, tossed 5.0 hitless innings (15 batters faced, 0 BB, 8 SO)... Was on the IL, 8/8-9/7 (left triceps strain), which included a rehab assignment to Florida Complex League Phillies (R)... Combined to average 11.37 SO/9.0 IP (72 SO, 57.0 IP)... Participated in Florida Instructional League... **2020:** Participated in FIL... **2019:** Spent entire season with Gulf Coast League Phillies East (R)... Participated in FIL... **2018:** Made his professional debut with Dominican Summer League Phillies White (R).

YEAR	CLUB	W-L	ERA	G	GS	CG	SHO	SV	IP	H	R	ER	HR	HB	BB	SO	WP	BK	AVG
2018	DSL Phillies-W	1-0	1.35	9	1	0	0	0	13.1	10	3	2	0	1	6	11	1	0	.208
2019	GCL Phillies-E	0-2	4.24	9	4	0	0	1	23.1	22	12	11	1	1	7	24	2	0	.242
2020	Did not pitch																		
2021	Clearwater	1-3	3.76	17	8	0	0	0	52.2	53	26	22	4	4	27	67	8	3	.259
	FCL Phillies	2-0	2.08	3	0	0	0	0	4.1	2	1	1	1	0	5	0	0		.133
Minors Totals		4-5	3.46	38	13	0	0	1	93.2	87	42	36	6	6	40	107	11	3	.242

MARCONI, BRIAN AUSTIN... LHP... B-T: R-L... HT: 6-2; WT: 186... BORN: May 9, 1997, Philadelphia, PA... **RESIDES:** Marlton, NJ... **HOW OBTAINED:** Signed by Phillies as a non-drafted free agent, 6/12/19... **SIGNED BY:** Kellan McKeon... **EDUCATION:** 2019 graduate of George Mason University (VA)... 2015 graduate of Cherokee HS (NJ).

2021: Named the reliever for the Double-A Northeast League All-Star team... Led all Phillies minor league pitchers in saves (15) and ranked 2nd among Double-A Northeast pitchers... Began season with Jersey Shore (A)... Promoted to Reading (AA), 5/16, and to Lehigh Valley (AAA), 9/22... Overall, posted a 3.04 ERA (18 ER, 53.1 IP), went 15-for-16 in save opportunities (93.8%) and averaged 11.31 SO/9.0 IP (67 SO)... Did not allow an ER for 22.0 consecutive innings during a streak that began 6/15 and ended 8/15... **2020:** Did not pitch... **2019:** Began professional career with Gulf Coast League Phillies West (R)... Tossed 0.1 inning in a combined no-hitter at GCL Phillies East, 6/26... Spent most of season with Williamsport (A).

YEAR	CLUB	W-L	ERA	G	GS	CG	SHO	SV	IP	H	R	ER	HR	HB	BB	SO	WP	BK	AVG
2019	GCL Phillies-W	0-0	0.00	3	0	0	0	0	2.1	1	0	0	0	0	3	3	1	0	.125
	Williamsport	1-4	4.56	14	0	0	0	1	23.2	27	15	12	0	1	11	25	1	0	.293
2020	Did not pitch																		
2021	Jersey Shore	0-0	0.00	3	0	0	0	0	5.2	2	0	0	0	0	4	9	0	0	.118
	Reading	1-2	2.27	34	0	0	0	15	43.2	31	12	11	5	1	21	56	1	0	.200
	Lehigh Valley	0-0	15.75	4	0	0	0	0	4.0	9	7	7	0	2	6	2	0	0	.474
Minors Totals		2-6	3.40	58	0	0	0	16	79.1	70	34	30	5	4	45	95	3	0	.241

MARKWARDT, HUNTER LEE... OF... B-T: L-L... HT: 6-0; WT: 200... BORN: August 22, 1997, Arlington, TX... **RESIDES:** Argyle, TX... **HOW OBTAINED:** Selected by Phillies in 13th round of June 2019 draft... **SIGNED BY:** Ralph Garr Jr... **EDUCATION:** Attended Oklahoma Christian University and Abilene Christian University (TX)... 2015 graduate of Argyle HS.

2021: Began season with Clearwater (A)... Promoted to Jersey Shore (A), 5/13... Led all High-A East players with 6 sacrifice hits... Was 20-for-22 (90.9%) in stolen base attempts... Finished T-2nd in SB (20) among all Phillies minor league players... Had 5 games with multiple steals... Was on the IL, 6/19-7/26, with a left hamstring strain... Had a rehab assignment with Florida Complex League Phillies (R)... Made starts at each outfield position... **2020:** Did not play... **2019:** Began professional career with Williamsport (A)... Made starts at each outfield position... Participated in Florida Instructional League.

YEAR	CLUB	AVG	G	AB	R	H	2B	3B	HR	RBI	SH	SF	HP	BB	SO	SB	CS	OBP	SLG	OPS	E
2019	Williamsport	.306	18	62	7	19	1	1	0	8	0	3	1	2	14	6	1	.324	.355	.678	0
2020	Did not play																				
2021	Clearwater	.313	5	16	2	5	1	0	0	2	0	0	1	3	5	2	1	.450	.375	.825	0
	Jersey Shore	.236	55	195	33	46	3	4	3	19	*6	1	4	18	66	17	1	.312	.338	.650	3
	FCL Phillies	.364	5	11	5	4	0	0	1	2	0	1	2	0	3	1	0	.429	.636	1.065	0
Minors Totals		.261	83	284	47	74	5	5	4	31	6	5	8	23	88	26	3	.328	.356	.684	3

* League leader

MARTIN, NOAH CASEY (Casey)... **INF...** **B-T:** R-R... **HT:** 5-10; **WT:** 175... **BORN:** April 7, 1999, Little Rock, AR... **RESIDES:** Lonoke, AR... **HOW OBTAINED:** Selected by Phillies in 3rd round of June 2020 draft... **SIGNED BY:** Tommy Field... **EDUCATION:** Attended University of Arkansas... 2017 graduate of Lonoke HS... **MISC:** Was the 2017 Gatorade Arkansas Baseball Player of the Year after batting .628 with 7 HR and 29 RBI while going 5-1 with a 1.50 ERA and 29 strikeouts in 22.2 innings pitched... In 2018, was named to the All-SEC Second Team and the SEC All-Freshman Team... Member of the Arkansas team that lost in the 2018 College World Series Finals to Oregon State... As a sophomore, made the All-SEC Second Team... In 2020, was on the preseason Golden Spikes Award watch list and selected as a College Baseball Preseason All-American (First Team) by *Baseball America*... Slashed .311/.393/.545 with 38 2B, 3 3B, 30 HR, 112 RBI, 118 runs and 24 SB in 27 SB attempts in 143 games during his 3-year collegiate career.

2021: Began season with Clearwater (A)... Promoted to Jersey Shore (A), 6/22, and transferred back to Clearwater, 7/27... Had a season-best 3 steals, 5/15 at Fort Myers... Finished 4th in doubles (21) among all Phillies minor league hitters... Was on the IL with a left ankle impingement, 9/1-9... Defensively, made starts at 2nd base (35) and SS (62)... Participated in Florida Instructional League... **2020:** Participated in FIL.

YEAR	CLUB	AVG	G	AB	R	H	2B	3B	HR	RBI	SH	SF	HP	BB	SO	SB	CS	OBP	SLG	OPS	E
2020	Did not play																				
2021	Clearwater	.223	69	264	33	59	17	0	6	35	0	1	8	28	68	15	3	.316	.356	.672	10
	Jersey Shore	.136	29	110	15	15	4	0	1	7	1	1	1	13	52	2	4	.232	.200	.432	7
Minors Totals		.198	98	374	48	74	21	0	7	42	1	2	9	41	120	17	7	.291	.310	.601	17

MARTÍNEZ, JAROL GIOVANNI... **INF...** **B-T:** R-R... **HT:** 6-2; **WT:** 165... **BORN:** July 19, 2003, Guarenas, VZ... **RESIDES:** Higuerote, VZ... **HOW OBTAINED:** Signed by Phillies as an amateur free agent, 7/19/19... **SIGNED BY:** Rafael Álvarez and Ebert Velásquez.

2021: Began professional career with Dominican Summer League Phillies White (R)... Defensively, made starts at 1st base (12), 3rd base (9) and SS (1)... **2020:** Did not play.

YEAR	CLUB	AVG	G	AB	R	H	2B	3B	HR	RBI	SH	SF	HP	BB	SO	SB	CS	OBP	SLG	OPS	E
2020	Did not play																				
2021	DSL Phillies-W	.138	37	87	12	12	4	0	0	8	0	1	0	19	39	2	4	.290	.184	.474	4
Minors Totals		.138	37	87	12	12	4	0	0	8	0	1	0	19	39	2	4	.290	.184	.474	4

MARTÍNEZ, JORDI ANTONIO... **LHP...** **B-T:** L-L... **HT:** 6-2; **WT:** 215... **BORN:** July 18, 2000, Santiago de los Caballeros, DR... **RESIDES:** Santiago de los Caballeros... **HOW OBTAINED:** Signed by Phillies as an amateur free agent, 1/22/18... **SIGNED BY:** Carlos Salas.

2021: Pitched for Clearwater (A)... Went 2-0 with a 1.53 ERA (3 ER, 17.2 IP) in 5 June games (3 starts)... Was on the IL, 7/13-remainder of season, with a left UCL injury... **2020:** Did not pitch... **2019:** Appeared in 5 games (1 start) with Gulf Coast League Phillies East (R)... Participated in Florida Instructional League... **2018:** Began professional career with Dominican Summer League Phillies Red (R)... Did not surrender a HR in 41.1 IP... Participated in FIL.

YEAR	CLUB	W-L	ERA	G	GS	CG	SHO	SV	IP	H	R	ER	HR	HB	BB	SO	WP	BK	AVG
2018	DSL Phillies-R	1-4	5.44	14	10	0	0	0	41.1	45	27	25	0	3	14	37	1	1	.276
2019	GCL Phillies-E	1-0	3.00	5	1	0	0	0	12.0	9	4	4	1	1	5	13	0	1	.205
2020	Did not pitch																		
2021	Clearwater	3-0	2.53	10	6	0	0	0	32.0	25	10	9	2	1	11	34	1	0	.212
Minors Totals		5-4	4.01	29	17	0	0	0	85.1	79	41	38	3	5	30	84	2	2	.243

MARVEL, JAMES MICHAEL... **RHP...** **B-T:** R-R... **HT:** 6-3; **WT:** 213... **BORN:** September 17, 1993, San Francisco, CA... **RESIDES:** Moraga, CA... **HOW OBTAINED:** Signed by Phillies as a minor league free agent, 3/4/22; originally selected by PIT in 36th round of June 2015 draft... **SIGNED BY:** Sean Heffernan... **EDUCATION:** Attended Duke University (NC)... 2012 graduate of Campolindo HS (CA)... **MISC:** Selected by MIN in 37th round of June 2012 draft, but did not sign... **PERSONAL:** His mother, Julie, played golf at the University of Minnesota and was a 4-time state amateur and junior champion (she won the 1979 North and South Amateur at Pinehurst)... She also served as the director of communications for the LPGA from 1987-89 and then with the Golden State Warriors as director of media relations and director of communications from 1989-97... His father, John, was a newspaper reporter and columnist for several years before working for ESPN and NFL Media as an executive producer.

2021: Spent season with Indianapolis (AAA) in PIT's organization... His 131.2 innings ranked 2nd among all triple-A pitchers and T-4th among all minor league pitchers... Tossed at least 6.0 innings in each of his final 5 starts (beginning 9/5)... **2020:** Spent season at PIT's alternate training site, but did not pitch... Missed time with a right forearm strain... **2019:** Named PIT's Minor League Pitcher of the Year after going 16-5 with a 2.94 ERA (53 ER, 162.1 IP) in 28 total starts between Altoona (AA) and Indianapolis... Led all of minor league baseball in wins and led all PIT farmhands in wins, strikeouts (136) and ERA (min. 100.0 IP)... Selected as an Eastern League midseason All-Star... His 7 wins with Indianapolis from 7/5-9/2 led all International League pitchers... Made his ML debut on 9/8 vs STL, allowing 2 ER in 5.0 innings (did not allow a hit until the 4th inning)... Made his 4th and final start with PIT on 9/28 vs CIN... Following the season, was listed by *Baseball America* as having the best changeup in PIT's minor league system... **2018:** Spent majority of season with Bradenton (A), where he tied for the Florida State League lead in complete games (2) and ranked 3rd in IP (134.1), 4th in WHIP (1.21) and 7th in ERA (3.68)... Also made 5 starts with Altoona... His 3 complete games ranked T-1st among all minor league pitchers... Was T-3rd among PIT's minor leaguers in wins (12) and 4th in strikeouts (122)... **2017:** Combined to post a 3.49 ERA (46 ER, 118.2 IP) in 24 total starts with full-season West Virginia (A) and Bradenton... Was on the IL, 5/12-21 (right forearm strain)... **2016:** Made his professional debut with short-season West Virginia (A)... Surrendered just 1 HR in 65.0 innings (0.14 HR/9.0 IP)... **2015:** Missed season recovering from right elbow surgery.

MARVEL (continued)

YEAR	CLUB	W-L	ERA	G	GS	CG	SHO	SV	IP	H	R	ER	HR	HB	BB	SO	WP	BK	AVG
2015	Injured – Did not pitch																		
2016	West Virginia	5-6	4.43	13	13	0	0	0	65.0	57	36	32	1	7	20	41	6	0	.235
2017	West Virginia	6-8	3.99	20	20	0	0	0	94.2	92	52	42	10	6	29	75	5	1	.254
	Bradenton	1-0	1.50	4	4	0	0	0	24.0	19	7	4	0	1	5	16	2	0	.216
2018	Bradenton	9-6	3.68	22	21	#2	0	0	134.1	132	64	55	10	3	31	100	7	2	.261
	Altoona	3-1	3.00	5	5	1	0	0	33.0	29	11	11	1	2	9	22	1	0	.236
2019	Altoona	9-5	3.10	17	17	1	1	0	101.2	85	36	35	6	10	24	83	2	1	.228
	Indianapolis	7-0	2.67	11	11	1	1	0	60.2	46	19	18	4	3	22	53	5	1	.214
	PITTSBURGH	0-3	8.31	4	4	0	0	0	17.1	25	16	16	4	2	6	9	0	0	.338
2020	Did not pitch																		
2021	Indianapolis	7-7	5.26	25	22	0	0	0	131.2	145	87	77	21	12	54	98	1	1	.285
Minors Totals		47-33	3.82	117	113	5	2	0	645.0	605	312	274	53	44	194	488	2	6	.250
ML	Totals	0-3	8.31	4	4	0	0	0	17.1	25	16	16	4	2	6	9	0	0	.338

#Tied for league lead

MATA, ANGEL ALEXANDER... C... **B-T:** R-R... **HT:** 6-1; **WT:** 175... **BORN:** January 4, 2005, Cumaná, VZ... **RESIDES:** Cumaná... **HOW OBTAINED:** Signed by Phillies as an amateur free agent, 1/15/22... **SIGNED BY:** Carlos Salas and Ebert Velásquez.

MATERA, NICK J... C... **B-T:** R-R... **HT:** 6-1; **WT:** 225... **BORN:** August 29, 1996, Roxbury, NJ... **RESIDES:** Succasunna, NJ... **HOW OBTAINED:** Selected by Phillies in 34th round of June 2018 draft... **SIGNED BY:** Connor Betbeze... **EDUCATION:** Attended Rutgers University – New Brunswick (NJ)... 2015 graduate of Roxbury HS.

2021: Began season with Reading (AA)... Was on the IL, 6/14-8/23, with a left meniscus tear... Had rehab assignments to Florida Complex League Phillies (R) and Clearwater (A)... Finished year at Jersey Shore (A)... Combined to hit 9 HR in 140 AB (15.56 AB/HR)... Overall at catcher, caught 16.7% (7-42) of base runners attempting to steal... Participated in Florida Instructional League... **2020:** Did not play... **2019:** Appeared in 26 games overall for Williamsport (A), Lakewood (A), Lehigh Valley (AAA) and Clearwater... **2018:** Began professional career with Gulf Coast League Phillies West (R).

YEAR	CLUB	AVG	G	AB	R	H	2B	3B	HR	RBI	SH	SF	HP	BB	SO	SB	CS	OBP	SLG	OPS	E
2018	GCL Phillies-W	.224	25	76	13	17	6	0	0	5	0	1	2	13	17	0	1	.348	.303	.650	2
2019	Williamsport	.269	8	26	2	7	3	0	1	3	0	0	0	3	4	0	0	.345	.500	.845	0
	Lakewood	.300	3	10	3	3	0	0	2	4	0	0	0	3	0	0	0	.300	.900	1.200	2
	Lehigh Valley	.250	1	4	1	1	0	0	0	1	0	0	0	1	0	0	0	.400	.250	.650	0
	Clearwater	.128	14	39	3	5	1	0	1	6	0	1	0	5	15	0	0	.222	.231	.453	2
2020	Did not play																				
2021	Reading	.208	21	72	12	15	2	0	5	9	0	0	0	11	23	0	0	.313	.444	.757	2
	FCL Phillies	.667	1	3	2	2	0	0	1	1	0	0	0	1	0	0	0	.750	1.667	2.417	0
	Clearwater	.263	5	19	5	5	2	0	1	4	0	0	1	0	4	0	0	.300	.526	.826	0
	Jersey Shore	.196	13	46	8	9	1	0	2	7	0	0	1	5	19	0	0	.288	.348	.636	1
Minors Totals		.217	91	295	49	64	15	0	13	40	0	2	4	39	85	0	1	.315	.400	.715	9

MAYER, GUNNER TODD... RHP... **B-T:** R-R... **HT:** 6-6; **WT:** 205... **BORN:** July 27, 2000, Walnut Creek, CA... **RESIDES:** Stockton, CA... **HOW OBTAINED:** Selected by Phillies in 5th round of June 2019 draft... **SIGNED BY:** Joey Davis... **EDUCATION:** Attended San Joaquin Delta College (CA)... 2018 graduate of De La Salle HS (CA).

2021: Pitched for Clearwater (A)... Was on the IL twice: 5/11-6/28 (right shoulder impingement syndrome) and 8/3-30 (COVID-related IL)... Had a rehab assignment to Florida Complex League Phillies (R) during his second IL stint... Overall, averaged 12.99 SO/9.0 IP (38 SO, 26.1 IP)... Participated in Florida Instructional League... **2020:** Participated in FIL... **2019:** Made his professional debut with Gulf Coast League Phillies West (R)... Participated in FIL.

YEAR	CLUB	W-L	ERA	G	GS	CG	SHO	SV	IP	H	R	ER	HR	HB	BB	SO	WP	BK	AVG
2019	GCL Phillies-W	0-0	5.40	4	2	0	0	0	8.1	8	5	5	0	1	3	10	2	0	.250
2020	Did not pitch																		
2021	Clearwater	0-7	10.03	11	7	0	0	0	23.1	31	32	26	5	5	22	33	9	0	.320
	FCL Phillies	0-0	0.00	2	0	0	0	0	3.0	0	0	0	0	0	0	5	0	0	.000
Minors Totals		0-7	8.05	17	9	0	0	0	34.2	39	37	31	5	6	25	48	11	0	.283

McCOLLUM JR., THOMAS JO (Tommy)... RHP... **B-T:** R-R... **HT:** 6-5; **WT:** 255... **BORN:** June 8, 1999, Atlanta, GA... **RESIDES:** Clemmons, NC... **HOW OBTAINED:** Signed by Phillies as a non-drafted free agent, 7/20/21... **SIGNED BY:** Kellan McKeon... **EDUCATION:** Attended Wingate University (NC)... 2018 graduate of Calvary Day School (NC).

2021: Began professional career with Clearwater (A)... Participated in Florida Instructional League.

YEAR	CLUB	W-L	ERA	G	GS	CG	SHO	SV	IP	H	R	ER	HR	HB	BB	SO	WP	BK	AVG
2021	Clearwater	0-0	6.39	9	0	0	0	1	12.2	9	9	9	1	2	16	15	2	0	.196

McGARRY, GRIFFIN THOMAS (Griff)... RHP... B-T: R-R... HT: 6-2; WT: 190... BORN: June 8, 1999, San Francisco, CA... RESIDES: Portola Valley, CA... HOW OBTAINED: Selected by Phillies in 5th round of June 2021 draft... SIGNED BY: Kellan McKeon... EDUCATION: 2021 graduate of University of Virginia... 2017 graduate of Menlo School (CA)... MISC: Originally selected by TEX in 31st round of June 2017 draft, but did not sign... In his 4-year collegiate career, averaged 12.49 SO/9.0 IP (186 SO, 134.0 IP).

2021: Began professional career with Clearwater (A)... Promoted to Jersey Shore (A), 9/2... Overall, struck out 43 of the 100 batters he faced (43.0%)... Combined to limit LHH to a .050 AVG (1-20) and 0 XBH... Following the season, was rated as having the best changeup in the Phillies minor league system by *Baseball America*... Participated in Florida Instructional League.

YEAR	CLUB	W-L	ERA	G	GS	CG	SHO	SV	IP	H	R	ER	HR	HB	BB	SO	WP	BK	AVG
2021	Clearwater	0-0	3.27	5	1	0	0	1	11.0	6	4	4	0	0	7	22	2	0	.154
	Jersey Shore	1-0	2.70	3	3	0	0	0	13.1	7	4	4	0	0	7	21	1	0	.152
Minors Totals		1-0	2.96	8	4	0	0	1	24.1	13	8	8	0	0	14	43	3	0	.153

McGOWAN, CHRISTIAN HUNTER... RHP... B-T: R-R... HT: 6-2; WT: 205... BORN: March 7, 2000, Denison, TX... RESIDES: Bokchito, OK... HOW OBTAINED: Selected by Phillies in 7th round of June 2021 draft... SIGNED BY: Tommy Field... EDUCATION: Attended Eastern Oklahoma State College... 2018 graduate of Rock Creek HS (OK)... MISC: In his final collegiate season, went 9-0 with a 2.55 ERA and had 109 strikeouts in 74.0 innings.

2021: Pitched for Florida Complex League Phillies (R) and Clearwater (A) in first professional season... Participated in Florida Instructional League.

YEAR	CLUB	W-L	ERA	G	GS	CG	SHO	SV	IP	H	R	ER	HR	HB	BB	SO	WP	BK	AVG
2021	FCL Phillies	0-0	0.00	1	1	0	0	0	1.0	0	0	0	0	0	0	3	1	0	.000
	Clearwater	0-0	0.00	3	0	0	0	0	4.0	2	0	0	0	0	1	5	0	0	.154
Minors Totals		0-0	0.00	4	1	0	0	0	5.0	2	0	0	0	0	1	8	1	0	.118

McKAY, TYLER... RHP... B-T: R-R... HT: 6-5; WT: 177... BORN: August 18, 1997, Lee's Summit, MO... RESIDES: Lee's Summit... HOW OBTAINED: Selected by Phillies in 16th round of June 2018 draft... SIGNED BY: Will Brunson... EDUCATION: Attended Howard College (TX) and Kansas State University... 2016 graduate of Blue Springs South HS (MO).

2021: Spent majority of season with Jersey Shore (A)... Named High-A East Pitcher of the Week, 8/9-15... Had 2 IL stints: 6/11-7/16 (right shoulder impingement syndrome) and 9/10-end of season (left oblique strain)... Had a rehab assignment to Florida Complex League Phillies (R) during his first IL stint... Induced 7 ground-ball double plays in 48.1 innings... **2020:** Participated in Florida Instructional League... **2019:** Spent entire season with Lakewood (A)... LHH posted a .206/.299/.275 slash line against him, going 21-for-102 with 4 2B and a HR... Was on the IL, 7/13-end of season (right shoulder inflammation)... **2018:** Began professional career with Gulf Coast League Phillies East (R)... Participated in FIL.

YEAR	CLUB	W-L	ERA	G	GS	CG	SHO	SV	IP	H	R	ER	HR	HB	BB	SO	WP	BK	AVG
2018	GCL Phillies-E	1-0	2.45	4	1	0	0	0	7.1	7	2	2	0	2	2	0	0	.250	
2019	Lakewood	3-5	5.05	18	12	0	0	0	66.0	57	41	37	7	7	24	57	9	1	.234
2020	Did not pitch																		
2021	Jersey Shore	2-4	4.76	13	9	0	0	0	45.1	42	32	24	3	5	22	31	4	0	.253
	FCL Phillies	0-0	3.00	2	1	0	0	0	3.0	3	1	1	0	0	2	2	1	0	.273
Minors Totals		6-9	4.73	37	23	0	0	0	121.2	109	76	64	10	14	50	92	14	1	.243

McKENNA, JACOB RYAN (Jake)... LHP... B-T: R-L... HT: 6-7; WT: 220... BORN: April 24, 2002, Cape May Court House, NJ... RESIDES: Ocean City, NJ... HOW OBTAINED: Signed by Phillies as a non-drafted free agent, 6/14/20... SIGNED BY: Jeff Zona Jr... EDUCATION: 2020 graduate of Ocean City HS.

2021: Began professional career with Florida Complex League Phillies (R)... Participated in Florida Instructional League... **2020:** Did not pitch.

YEAR	CLUB	W-L	ERA	G	GS	CG	SHO	SV	IP	H	R	ER	HR	HB	BB	SO	WP	BK	AVG
2020	Did not pitch																		
2021	FCL Phillies	0-0	15.00	6	1	0	0	1	6.0	7	10	10	0	1	13	12	4	1	.280
Minors Totals		0-0	15.00	6	1	0	0	1	6.0	7	10	10	0	1	13	12	4	1	.280

McKENNEY, ALEXANDER (Alex)... RHP... B-T: R-R... HT: 6-3; WT: 245... BORN: May 11, 1999, Bangor, ME... RESIDES: Hampden, ME... HOW OBTAINED: Signed by Phillies as a non-drafted free agent, 7/20/21... SIGNED BY: Justin Morgenstern... EDUCATION: Attended University of Maine... 2017 graduate of Hampden Academy.

2021: Began professional career with Clearwater (A)... Did not allow an ER in 13.0 consecutive innings from 8/19-9/10... Participated in Florida Instructional League.

YEAR	CLUB	W-L	ERA	G	GS	CG	SHO	SV	IP	H	R	ER	HR	HB	BB	SO	WP	BK	AVG
2021	Clearwater	2-1	1.56	9	1	0	0	0	17.1	10	7	3	0	7	10	17	6	0	.172

MEDINA, OSWALD YEAN PIERO... RHP... B-T: R-R... HT: 5-10; WT: 147... BORN: December 2, 2001, Puerto Cabello, VZ... RESIDES: Morón, VZ... HOW OBTAINED: Signed by Phillies as an amateur free agent, 5/14/19... SIGNED BY: Rafael Álvarez and Elvis García.

2021: Spent first professional season with Dominican Summer League Phillies Red (R)... Posted a 10.83 SO/BB ratio... Among DSL pitchers, ranked T-3rd in starts (14), 5th in IP (58.1) and 9th in WHIP (0.93)... Limited LHH to a .194 AVG (13-67)... 2020: Did not pitch... 2019: Was on the restricted list, 5/29-8/14, and did not pitch.

YEAR	CLUB	W-L	ERA	G	GS	CG	SHO	SV	IP	H	R	ER	HR	HB	BB	SO	WP	BK	AVG		
2019	Did not pitch																				
2020	Did not pitch																				
2021	DSL Phillies-R	2-2	2.16	14	14	0	0	0	58.1	48	20	14	4	3	6	65	2	3	.226		
Minors Totals		2-2	2.16	14	14	0	0	0	58.1	48	20	14	4	3	6	65	2	3	.226		

MEJÍA, ADONY ALEXANDER... C/1B... B-T: R-R... HT: 5-10; WT: 190... BORN: June 9, 2001, San Pedro de Macorís, DR... RESIDES: San Antonio de Guerra, DR... HOW OBTAINED: Signed by Phillies as an amateur free agent, 12/10/18... SIGNED BY: Roberto Aquino and Franklin Felida.

2021: Began season with Dominican Summer League Phillies White (R)... Transferred to DSL Phillies Red, 7/28, and promoted to Florida Complex League Phillies (R), 8/27... Combined to hit .306 (19-62) with an .819 OPS in 27 games... Defensively, made starts at catcher (6) and 1st base (12)... Participated in Florida Instructional League... 2020: Did not play... 2019: Began professional career with DSL Phillies Red.

YEAR	CLUB	AVG	G	AB	R	H	2B	3B	HR	RBI	SH	SF	HP	BB	SO	SB	CS	OBP	SLG	OPS	E	
2019	DSL Phillies-R	.162	51	167	27	27	3	1	0	9	0	1	10	22	43	4	2	.295	.192	.487	5	
2020	Did not play																					
2021	DSL Phillies-W	.357	6	14	2	5	3	0	0	5	0	2	0	1	6	0	0	.353	.571	.924	1	
	DSL Phillies-R	.302	17	43	9	13	3	0	0	4	0	0	4	6	9	3	2	.434	.372	.806	0	
	DSL Combined	.316	23	57	11	18	6	0	0	9	0	2	4	7	15	3	2	.414	.421	.835	1	
	FCL Phillies	.200	4	5	2	1	0	0	0	1	0	0	2	0	1	0	0	.429	.200	.629	0	
Minors Totals		.201	78	229	40	46	9	1	0	19	0	3	16	29	59	7	4	.329	.249	.578	6	

MEJIA, DANIEL... RHP... B-T: R-R... HT: 6-5; WT: 164... BORN: April 19, 2002, San Pedro de Macorís, DR... RESIDES: San Pedro de Macorís... HOW OBTAINED: Signed by Phillies as an amateur free agent, 1/15/21... SIGNED BY: Carlos Salas and Bernardo Pérez.

2021: Began professional career with Dominican Summer League Phillies White (R)... Did not allow an ER in first 6 games (8.2 IP).

YEAR	CLUB	W-L	ERA	G	GS	CG	SHO	SV	IP	H	R	ER	HR	HB	BB	SO	WP	BK	AVG
2021	DSL Phillies-W	2-0	3.94	11	0	0	0	1	16.0	13	11	7	0	1	9	9	2	3	.210

MELLENDEZ, JUAN DE JESUS... RHP... B-T: R-R... HT: 6-3; WT: 170... BORN: July 19, 2004, Barquisimeto, VZ... RESIDES: Barquisimeto... HOW OBTAINED: Signed by Phillies as an amateur free agent, 1/15/21... SIGNED BY: Rafael Álvarez and Franklin Rojas.

2021: Began professional career with Dominican Summer League Phillies Red and White (R).

YEAR	CLUB	W-L	ERA	G	GS	CG	SHO	SV	IP	H	R	ER	HR	HB	BB	SO	WP	BK	AVG
2021	DSL Phillies-R	1-1	14.54	5	1	0	0	0	4.1	5	8	7	0	2	10	3	3	1	.278
	DSL Phillies-W	0-1	54.00	2	0	0	0	0	1.0	3	7	6	0	3	5	2	1	0	.600
	DSL Combined	1-2	21.94	7	1	0	0	0	5.1	8	15	13	0	5	15	5	4	1	.348

MÉNDEZ, JORGE LUIS... C... B-T: R-R... HT: 5-10; WT: 190... BORN: August 1, 2003, Maracay, VZ... RESIDES: La Victoria, VZ... HOW OBTAINED: Signed by Phillies as an amateur free agent, 8/2/19... SIGNED BY: Rafael Álvarez and William Mota.

2021: Began professional career with Dominican Summer League Phillies Red (R)... Struck out only 6 times in 79 PA... In 24 games (16 starts) at catcher, posted a .994 fielding percentage (1 E/158 TC) and caught 32.3% (10-31) of base runners attempting to steal... Also made 4 starts at 1st base... 2020: Did not play.

YEAR	CLUB	AVG	G	AB	R	H	2B	3B	HR	RBI	SH	SF	HP	BB	SO	SB	CS	OBP	SLG	OPS	E	
2020	Did not play																					
2021	DSL Phillies-R	.219	29	64	7	14	3	0	0	6	0	0	6	9	6	3	1	.367	.266	.633	1	
Minors Totals		.219	29	64	7	14	3	0	0	6	0	0	6	9	6	3	1	.367	.266	.633	1	

MÉNDEZ, ROMEL JOSUE... OF... B-T: L-L... HT: 6-0; WT: 160... BORN: January 10, 2005, Puerto La Cruz, VZ... RESIDES: Puerto La Cruz... HOW OBTAINED: Signed by Phillies as an amateur free agent, 1/15/22... SIGNED BY: Carlos Salas and Álvaro Blanco.

MEZQUITA, JHORDANY JOSÉ... LHP... B-T: L-L... HT: 6-0; WT: 220... BORN: January 30, 1998, Santiago, DR... RESIDES: Santiago de los Caballeros, DR... HOW OBTAINED: Selected by Phillies in 8th round of June 2017 draft... SIGNED BY: Paul Murphy.

2021: Made 1 start with Reading (AA), 5/7, and spent the rest of the season with Jersey Shore (A)... Led Jersey Shore pitchers in starts (16), IP (75.1), strikeouts (79) and GDP (8)... Finished T-5th in GDP among all High-A East pitchers... Recorded at least 7 SO in 4 straight outings, 7/28-8/17, during which he posted a 2.75 ERA (6 ER, 19.2 IP) with 29 SO... **2020:** Participated in Florida Instructional League... **2019:** Spent entire year with Lakewood (A)... Went 2-0 with a 3.29 ERA (14 ER, 38.1 IP) in 13 relief appearances... In 14 games (7 starts) after the All-Star break, posted a 3.00 ERA (17 ER, 51.0 IP) and held opponents to a .224 AVG... **2018:** Spent entire season with Williamsport (A)... Averaged 10.54 SO/9.0 IP... Limited RHH to a .184 AVG (16-87)... Participated in FIL... **2017:** Began professional career with Gulf Coast League Phillies (R)... Earned first pro win, 8/9 at GCL Tigers East... Held LHH to a .143 AVG (2-14) and RHH to a .162 AVG (18-111)... Opponents batted .143 (4-28) with RISP against him... Finished season riding a 17.0-inning scoreless streak (beginning 8/9)... Participated in FIL.

YEAR	CLUB	W-L	ERA	G	GS	CG	SHO	SV	IP	H	R	ER	HR	HB	BB	SO	WP	BK	AVG
2017	GCL Phillies	3-0	0.72	9	9	0	0	0	37.2	20	6	3	0	1	12	35	2	4	.160
2018	Williamsport	1-0	3.60	9	9	0	0	0	35.0	28	14	14	1	4	17	41	2	1	.219
2019	Lakewood	4-7	3.97	27	14	0	0	0	95.1	87	54	42	9	4	59	92	7	1	.244
2020	Did not pitch																		
2021	Reading	0-0	3.00	1	1	0	0	0	3.0	4	1	1	0	0	2	4	0	0	.333
	Jersey Shore	4-8	6.09	21	16	0	0	0	75.1	75	51	51	8	6	46	79	4	0	.262
Minors Totals		12-15	4.06	67	49	0	0	0	246.1	214	126	111	18	15	136	251	15	6	.236

MIJARES, DOUGLAS ALEXANDER... RHP... B-T: R-R... HT: 6-3; WT: 155... BORN: April 27, 2000, Ocumare del Tuy, VZ... RESIDES: Cúa, VZ... HOW OBTAINED: Signed by Phillies as an amateur free agent, 4/26/19... SIGNED BY: Rafael Álvarez and William Mota.

2021: Pitched for Dominican Summer League Phillies White and Red (R)... His 8 wins led the DSL and were T-1st among all Phillies minor league pitchers... With RISP, held opponents to a .086 AVG (3-35) and .285 OPS... Limited LHH to a .167 AVG (7-42)... **2020:** Did not pitch... **2019:** Was on restricted list, 5/28-7/8... Made professional debut with DSL Phillies Red.

YEAR	CLUB	W-L	ERA	G	GS	CG	SHO	SV	IP	H	R	ER	HR	HB	BB	SO	WP	BK	AVG
2019	DSL Phillies-R	0-0	9.00	3	0	0	0	0	3.0	2	3	3	0	1	3	3	0	1	.182
2020	Did not pitch																		
2021	DSL Phillies-W	4-0	3.68	7	0	0	0	1	14.2	9	6	6	1	1	7	14	5	0	.188
	DSL Phillies-R	4-2	1.90	10	0	0	0	0	23.2	19	10	5	2	3	9	24	8	2	.221
	DSL Combined	*8-2	2.58	17	0	0	0	1	38.1	28	16	11	3	4	16	38	13	2	.209
Minors Totals		8-2	3.05	20	0	0	0	1	41.1	30	19	14	3	5	19	41	13	3	.207

* League leader

MILLAN, CARLOS JOSÉ... RHP... B-T: R-R... HT: 6-2; WT: 160... BORN: July 19, 2003, Carúpano, VZ... RESIDES: Carúpano... HOW OBTAINED: Signed by Phillies as an amateur free agent, 1/15/21... SIGNED BY: Carlos Salas and Ebert Velásquez.

2021: Made professional debut with Dominican Summer League Phillies White (R).

YEAR	CLUB	W-L	ERA	G	GS	CG	SHO	SV	IP	H	R	ER	HR	HB	BB	SO	WP	BK	AVG
2021	DSL Phillies-W	1-0	5.06	9	1	0	0	0	16.0	16	9	9	0	0	8	17	1	1	.258

MILLER, ERIK CHRISTOPHER... LHP... B-T: L-L... HT: 6-5; WT: 238... BORN: February 13, 1998, St. Louis, MO... RESIDES: Wildwood, MO... HOW OBTAINED: Selected by Phillies in 4th round of June 2019 draft... SIGNED BY: Joey Davis... EDUCATION: Attended Stanford University (CA)... 2016 graduate of De Smet Jesuit HS (MO).

2021: Attended ML spring training as a non-roster invitee... Was on the IL with a left shoulder strain from the beginning of the season through 7/15; included a rehab assignment to Florida Complex League Phillies (R)... Appeared with Clearwater (A) and Jersey Shore (A) before landing on the IL with a left shoulder strain, 8/12, and missed the remainder of the season... Following the season, pitched for Peoria in the Arizona Fall League, posting a 1.80 ERA (2 ER, 10.0 IP) with 12 strikeouts in 6 relief appearances... **2020:** Did not pitch... Participated in Florida Instructional League... **2019:** Began professional career with Gulf Coast League Phillies West (R)... Also pitched for Williamsport (A) and Lakewood (A)... Overall, averaged 13.00 SO/9.0 IP (52 SO, 36.0 IP)... Did not surrender a HR to 154 total batters faced... Combined to hold LHH to a .167 AVG (8-48) and .454 OPS... Participated in FIL.

YEAR	CLUB	W-L	ERA	G	GS	CG	SHO	SV	IP	H	R	ER	HR	HB	BB	SO	WP	BK	AVG
2019	GCL Phillies-W	0-0	3.00	2	1	0	0	0	3.0	2	1	1	0	0	2	6	1	0	.182
	Williamsport	0-0	0.90	6	4	0	0	0	20.0	13	5	2	0	4	7	29	1	0	.176
	Lakewood	1-0	2.08	3	2	0	0	0	13.0	10	3	3	0	1	6	17	1	0	.208
2020	Did not pitch																		
2021	FCL Phillies	0-0	0.00	2	2	0	0	0	3.2	1	0	0	0	0	3	2	0	0	.083
	Clearwater	0-0	3.18	2	2	0	0	0	5.2	4	5	2	0	0	5	10	0	0	.190
	Jersey Shore	0-0	0.00	1	1	0	0	0	3.1	3	0	0	0	0	3	4	0	0	.231
Minors Totals		1-0	1.48	16	12	0	0	0	48.2	33	14	8	0	5	26	68	3	0	.184

MINYETY, FREYLIN ANTONIO... INF... B-T: R-R... HT: 5-10; WT: 185... BORN: October 22, 1999, Santo Domingo, DR... RESIDES: Phoenix, AZ... HOW OBTAINED: Signed by Phillies as a non-drafted free agent, 7/20/21... SIGNED BY: Derrick Ross... EDUCATION: Attended Wabash Valley College (IL)... MISC: Played for West Virginia in the 2021 MLB Draft League prior to signing with the Phillies.

2021: Began professional career with Clearwater (A)... Batted .338 (22-65) with a .968 OPS in 82 PA against RHP... Defensively, made starts at 2nd base (6) and 3rd base (19)... Participated in Florida Instructional League.

YEAR	CLUB	AVG	G	AB	R	H	2B	3B	HR	RBI	SH	SF	HP	BB	SO	SB	CS	OBP	SLG	OPS	E
2021	Clearwater	.286	28	84	17	24	1	0	3	13	0	0	6	14	23	3	2	.423	.405	.828	8

MOORE, MCKINLEY DAVID... RHP... B-T: R-R... HT: 6-6; WT: 225... BORN: August 24, 1998, Houston, TX... RESIDES: Keller, TX... HOW OBTAINED: Acquired from CWS in exchange for OF Adam Haseley, 3/29/22; originally selected by CWS in 14th round of June 2019 draft... SIGNED BY: Robbie Cummings... EDUCATION: Attended University of Arkansas at Little Rock... 2016 graduate of Keller HS.

2021: Began season with Kannapolis (A)... Promoted to Winston-Salem (A) in late July... Combined to average 13.06 SO/9.0 IP (59 SO, 40.2 IP) and converted 9 of his 10 save opportunities (90.0%)... Following the season, pitched for Glendale in the Arizona Fall League, striking out 9 in 10.2 innings... **2020:** Did not pitch... **2019:** Began professional career with Arizona League White Sox (R), where he spent most of the season... Also pitched for Great Falls (R).

YEAR	CLUB	W-L	ERA	G	GS	CG	SHO	SV	IP	H	R	ER	HR	HB	BB	SO	WP	BK	AVG
2019	AZL White Sox	2-1	5.59	20	0	0	0	3	19.1	21	15	12	0	0	17	27	8	0	.276
2019	Great Falls	0-0	0.00	2	0	0	0	0	3.0	2	0	0	0	0	5	0	0	.182	
2020	Did not pitch																		
2021	Kannapolis	1-1	4.37	19	0	0	0	6	22.2	18	15	11	2	0	14	35	1	0	.209
2021	Winston-Salem	1-1	4.00	18	0	0	0	3	18.0	19	8	8	2	1	7	24	3	0	.264
Minors Totals		4-3	4.43	59	0	0	0	12	63.0	60	38	31	4	1	38	91	12	0	.245

MOSS, SCOTT IAN... LHP... B-T: L-L... HT: 6-6; WT: 225... BORN: October 6, 1994, Boynton Beach, FL... RESIDES: Palm Coast, FL... HOW OBTAINED: Claimed off waivers from CLE, 11/24/21; originally selected by CIN in 4th round of June 2016 draft... SIGNED BY: Greg Zunino... EDUCATION: Attended University of Florida... 2013 graduate of DeLand HS (FL)... MISC: Limited to a redshirt sophomore campaign after undergoing reconstructive left elbow surgery entering his freshman season... Named to the 2016 SEC All-Tournament Team and was a 3-time member of the SEC Academic Honor Roll, 2014-16... Made 1 start during the SEC tournament, pitching 6.0 shutout innings while only allowing 3 hits in a 1-0 win over LSU.

2021: Spent season with Columbus (AAA), appearing in only 9 games (7 starts)... Was assigned to the alternate training site after recovering from neck tightness in spring training... Placed on the IL on 9/7 with a left shoulder strain and did not pitch for the remainder of the season... **2020:** Attended ML spring training with CLE and made 3 appearances (1 start)... Spent season at CLE's alternate training site in Lake County... **2019:** Named a Southern League midseason All-Star... Began season with Chattanooga (AA)... Made 20 starts before being traded to CLE as part of a 3-team trade on 7/31... At the time of the trade, was 3rd in the SL in strikeouts (123), 11th in ERA (3.44) and was the No. 12 prospect in the CIN system according to MLB Pipeline... Assigned to Akron (AA) and was promoted to Columbus on 8/15 after 2 scoreless starts... Between the 3 teams, went 10-6 with a 2.96 ERA (43 ER, 130.2 IP) and 159 strikeouts and held opponents to a .211 AVG... **2018:** Named a Florida State League postseason All-Star... Led the FSL in wins (15), was T-2nd in starts (25), 4th in innings (132.0) and 6th in ERA (3.68)... Led all CIN minor leaguers in wins and was 6th in ERA... Spent entire season with Daytona (A)... **2017:** Was named a Midwest League midseason All-Star and MiLB.com Organization All-Star... Led the league in strikeouts (156), was 2nd in wins (13), T-2nd in starts (26), 4th in OPP AVG (.224), 5th in innings (135.2) and 6th in ERA (3.45)... His 13 wins were most among CIN minor leaguers and his 156 strikeouts were 2nd... Spent entire season with Dayton (A)... Named MWL Pitcher of the Week, 5/29-6/4... **2016:** Began pro career with Billings (R)

YEAR	CLUB	W-L	ERA	G	GS	CG	SHO	SV	IP	H	R	ER	HR	HB	BB	SO	WP	BK	AVG
2016	Billings	3-1	2.35	10	10	0	0	0	38.1	35	13	10	2	1	14	29	1	0	.241
2017	Dayton	13-6	3.45	26	26	0	0	0	135.2	114	62	52	11	8	48	*156	10	0	.224
2018	Daytona	*15-4	3.68	25	25	0	0	0	132.0	135	66	54	13	5	41	112	6	0	.262
2019	Chattanooga	6-5	3.44	20	20	2	0	0	102.0	84	45	39	7	3	57	123	1	0	.227
	Akron	2-0	0.00	2	2	0	0	0	10.0	3	1	0	0	0	5	13	1	0	.091
	Columbus	2-1	1.93	4	4	0	0	0	18.2	12	4	4	1	0	8	23	1	0	.179
2020	Did not pitch																		
2021	Columbus	1-5	7.08	9	7	0	0	0	20.1	20	16	16	2	1	15	29	0	0	.247
Minors Totals		42-22	3.45	96	94	2	0	0	457.0	403	207	175	36	18	188	485	20	0	.234

* League leader

MULLER, ARQUEDION EXODES... INF... B-T: R-R... HT: 5-10; WT: 170... BORN: June 19, 2004, Amsterdam, Netherlands... RESIDES: Willemstad, Curaçao... HOW OBTAINED: Signed by Phillies as an amateur free agent, 2/19/21... SIGNED BY: Dargello Lodowica.

2021: Began professional career with Dominican Summer League Phillies Red (R)... Defensively, played 1st base and 3rd base.

YEAR	CLUB	AVG	G	AB	R	H	2B	3B	HR	RBI	SH	SF	HP	BB	SO	SB	CS	OBP	SLG	OPS	E
2021	DSL Phillies-R	.176	16	34	4	6	2	0	0	3	0	0	1	9	17	1	4	.364	.235	.599	1

NAVA, ANDRICK SAMUEL... C... B-T: S-R... HT: 5-11; WT: 215... BORN: October 6, 2001, Cabimas, VZ... RESIDES: Cabimas... HOW OBTAINED: Signed by Phillies as an amateur free agent, 7/2/18... SIGNED BY: Rafael Álvarez and Rómulo Oliveros.

2021: Was on the IL for the entire year with a right shoulder labrum sprain... Appeared in 3 games with Florida Complex League Phillies (R) on a rehab assignment in July... **2020:** Participated in Florida Instructional League... **2019:** Led all Phillies short-season minor leaguers (min. 150 AB) in AVG... Ranked 6th in the Gulf Coast League in AVG & hits and was T-10th in games... Began professional career with GCL Phillies West (R)... Recorded a 15-game hitting streak, 7/13-8/2, which was the longest such streak in the GCL... Participated in FIL... Following the season, was named the No. 6 prospect from the GCL by *Baseball America*.

YEAR	CLUB	AVG	G	AB	R	H	2B	3B	HR	RBI	SH	SF	HP	BB	SO	SB	CS	OBP	SLG	OPS	E
2019	GCL Phillies-W	.314	44	156	25	49	6	0	1	20	0	1	1	8	20	1	1	.349	.372	.721	3
2020	Did not play																				
2021	FCL Phillies	.333	3	6	0	2	1	0	0	0	0	0	0	0	2	0	0	.333	.500	.833	2
Minors Totals		.315	47	162	25	51	7	0	1	20	0	1	1	8	22	1	1	.349	.377	.726	5

OCKIMEY, JOSHUA MICHAEL (Josh)... 1B... B-T: L-R... HT: 6-1; WT: 215... BORN: October 18, 1995, Philadelphia, PA... RESIDES: Philadelphia... HOW OBTAINED: Signed by Phillies as a minor league free agent, 2/14/22; originally selected by BOS in 5th round of June 2014 draft... SIGNED BY: Chris Calciano... EDUCATION: 2014 graduate of Ss. Neumann Goretti HS (PA)... MISC: Had his uniform number (30) retired by his high school, where he hit .411 with 13 HR and 100 RBI in his career while leading his team to 3 Catholic League titles.

2021: Was a non-roster invitee to BOS' ML spring training... Spent season with Worcester (AAA)... His 62 walks ranked T-3rd among all Triple-A East hitters... Posted a .306/.438/.500 slash line in 22 August games (89 PA)... Posted an .861 OPS in 103 PA against LHP... Homered twice, 7/14 vs Scranton/Wilkes-Barre (gm 1)... **2020:** Spent season at BOS' alternate training site, but did not play... **2019:** Was a non-roster invitee to ML spring training... His 82 walks led the International League and all BOS minor league players... Spent season with Pawtucket (AAA), leading the club in HR (25), OBP (.353), SLG (.459), OPS (.811) and XBH (44)... **2018:** Selected as an Eastern League midseason All-Star... Named an Organization All-Star by MiLB.com... Spent most of year with Portland (AA)... His 70 walks led all BOS minor league players... Entered season rated by *Baseball America* as having the best strike zone discipline in BOS' minor league system... Was on the IL, beginning of season-4/16 (right hamstring strain)... Promoted to Pawtucket, 8/3, and played that day, hitting a game-tying HR in the 8th inning of a win vs Rochester... On 8/21, played in the completion of a suspended Pawtucket game at Rochester that had begun on 7/5... Was credited with 3-hit performances for Portland (at Hartford) and Pawtucket on 7/5... Following the season, played for Mesa in the Arizona Fall League... **2017:** Named a Carolina League midseason and postseason All-Star... Selected as an Organization All-Star by MiLB.com... Led BOS minor leaguers in walks (83)... Played most of year with Salem (A)... Earned CL Player of the Week for the first week of the season... Hit safely in 18 straight games, 5/15-6/3... Promoted to Portland, 8/1... **2016:** Was a South Atlantic League midseason All-Star... Led the SAL and all BOS minor league players in walks (88)... Spent season with Greenville (A)... Following the season, was named the No. 10 prospect in BOS' minor league system by *Baseball America*... **2015:** Named a New York-Penn League midseason All-Star... Played for Lowell (A)... **2014:** Began professional career with Gulf Coast League Red Sox (R).

YEAR	CLUB	AVG	G	AB	R	H	2B	3B	HR	RBI	SH	SF	HP	BB	SO	SB	CS	OBP	SLG	OPS	E
2014	GCL Red Sox	.188	36	112	17	21	3	1	0	10	0	1	3	14	37	1	0	.292	.232	.524	6
2015	Lowell	.266	56	199	30	53	13	3	4	38	0	3	2	25	78	2	2	.349	.422	.771	13
2016	Greenville	.226	117	407	60	92	25	1	18	62	0	1	3	*88	129	3	1	.367	.425	.792	12
2017	Salem	.275	100	349	56	96	20	2	11	63	0	7	3	66	110	1	4	.388	.438	.826	11
	Portland	.272	31	103	12	28	7	0	3	11	0	1	0	17	33	0	0	.372	.427	.799	6
2018	Portland	.254	90	311	43	79	19	2	15	56	0	5	1	59	112	0	1	.370	.473	.843	14
	Pawtucket	.215	27	93	10	20	2	0	5	15	0	0	1	11	37	1	0	.305	.398	.703	6
2019	Pawtucket	.204	122	377	64	77	17	2	25	57	0	3	6	*82	139	0	2	.353	.459	.812	5
2020	Did not play																				
2021	Worcester	.225	98	293	35	66	11	0	15	45	0	4	1	62	117	0	0	.358	.416	.774	9
Minors Totals		.237	677	2244	327	532	117	11	96	357	0	25	20	424	792	8	10	.360	.427	.787	82

* League leader

ORTEGA, FERNANDO JOSÉ... RHP... B-T: R-R... HT: 6-3; WT: 175... BORN: October 10, 2001, Santiago de los Caballeros, DR... RESIDES: Santiago de los Caballeros... HOW OBTAINED: Signed by Phillies as an amateur free agent, 7/6/18... SIGNED BY: Carlos Salas and Andrés Hiraldo.

2021: Spent season with Dominican Summer League Phillies White (R)... With RISP, held opponents to a .200 AVG (6-30) and .233 SLG... **2020:** Did not pitch... **2019:** Began professional career with DSL Phillies White... Was T-1st among DSL pitchers and Phillies short-season minor league pitchers in starts (15)... Did not surrender a HR to the 226 batters he faced.

YEAR	CLUB	W-L	ERA	G	GS	CG	SHO	SV	IP	H	R	ER	HR	HB	BB	SO	WP	BK	AVG	
2019	DSL Phillies-W	1-3	3.68	15	#15	0	0	0	51.1	40	26	21	0	5	37	37	10	0	.222	
2020	Did not pitch																			
2021	DSL Phillies-W	0-0	4.60	10	0	0	0	0	15.2	15	10	8	0	1	11	13	2	0	.246	
Minors Totals		1-3	3.90	25	15	0	0	0	67.0	55	36	29	0	6	48	50	12	0	.228	

Tied for league lead

OSTERBERG, MATTHEW BRIAN (Matt)... LHP... B-T: L-L... HT: 6-2; WT: 205... BORN: April 21, 1999, Coleman, WI... RESIDES: Coleman... HOW OBTAINED: Selected by Phillies in 15th round of June 2021 draft... SIGNED BY: Derrick Ross... EDUCATION: 2021 graduate of St. Cloud State University (MN)... 2017 graduate of Coleman HS... MISC: During his senior collegiate season, held opponents to a .208 AVG, which was the lowest mark in the Northern Sun Intercollegiate Conference.

2021: Made professional debut with Florida Complex League Phillies (R)... Promoted to Clearwater (A), 8/17... Overall, held opponents to a .186 AVG (13-70) and .257 SLG... Participated in Florida Instructional League.

YEAR	CLUB	W-L	ERA	G	GS	CG	SHO	SV	IP	H	R	ER	HR	HB	BB	SO	WP	BK	AVG
2021	FCL Phillies	0-0	0.00	1	0	0	0	0	1.0	0	0	0	0	0	1	3	1	0	.000
	Clearwater	2-1	1.83	7	3	0	0	1	19.2	13	5	4	1	2	8	21	1	0	.194
Minors Totals		2-1	1.74	8	3	0	0	1	20.2	13	5	4	1	2	9	24	2	0	.186

OTTENBREIT, MICAH JOSEPH... RHP... B-T: R-R... HT: 6-4; WT: 190... BORN: May 7, 2003, Dearborn, MI... RESIDES: Trenton, MI... HOW OBTAINED: Selected by Phillies in 4th round of June 2021 draft... SIGNED BY: Derrick Ross... EDUCATION: 2021 graduate of Trenton HS... MISC: During his senior season, posted a 0.64 ERA and had 95 strikeouts in 54.2 innings.

2021: Began professional career with Florida Complex League Phillies (R)... Participated in Florida Instructional League.

YEAR	CLUB	W-L	ERA	G	GS	CG	SHO	SV	IP	H	R	ER	HR	HB	BB	SO	WP	BK	AVG
2021	FCL Phillies	1-0	4.50	5	0	0	0	0	6.0	6	3	3	0	0	3	4	0	0	.273

PAINTER, ANDREW PATRICK... RHP... B-T: R-R... HT: 6-7; WT: 215... BORN: April 10, 2003, Pompano Beach, FL... RESIDES: Pompano Beach... HOW OBTAINED: Selected by Phillies in 1st round (13th overall) of June 2021 draft... SIGNED BY: Victor Gomez... EDUCATION: 2021 graduate of Calvary Christian Academy (FL)... MISC: Named the 2021 Gatorade Florida Baseball Player of the Year and selected as a *Baseball America* High School All-American after going 6-1 with a 0.31 ERA while holding opponents to a .119 AVG during his senior season... Also had 91 strikeouts in 45.1 innings.

2021: Made professional debut with Florida Complex League Phillies (R)... Tossed 6.0 scoreless innings with no walks and struck out 12 of the 21 batters he faced (57.1%)... Participated in Florida Instructional League... Following the season, was named the No. 2 prospect in the Phillies organization by *Baseball America*.

YEAR	CLUB	W-L	ERA	G	GS	CG	SHO	SV	IP	H	R	ER	HR	HB	BB	SO	WP	BK	AVG
2021	FCL Phillies	0-0	0.00	4	4	0	0	0	6.0	4	0	0	0	0	12	0	0	0	.190

PARKINSON, DAVID KENNEDY... LHP... B-T: R-L... HT: 6-2; WT: 210... BORN: December 14, 1995, Henrico, VA... RESIDES: Henrico... HOW OBTAINED: Selected by Phillies in 12th round of June 2017 draft... SIGNED BY: Mike Stauffer... EDUCATION: Attended University of Mississippi and Florence-Darlington Technical College (SC)... 2014 graduate of Mills E. Godwin HS (VA).

2021: Was a non-roster invitee to ML spring training... Spent almost entire season with Lehigh Valley (AAA)... Notched his first pro save in his final appearance, which was with Reading (AA) on 9/19 at Binghamton... **2020:** Did not pitch... **2019:** Spent season with Reading... Was T-6th in the Eastern League in wins (10) and 7th in strikeouts (118)... Posted a 3.31 ERA (27 ER, 73.1 IP) in his first 13 starts... Held RHH to a .237 AVG (74-312)... **2018:** Won the Paul Owens Award for best pitcher in the Phillies minor league system... Combined to post a 1.45 ERA (20 ER, 124.1 IP), which was the lowest mark among all qualifying pitchers in Minor League Baseball... At the time, was the second Phillies minor leaguer in the last three seasons to have the lowest ERA across the minors (also: RHP Sixto Sánchez, 0.50 ERA in 2016)... Selected as Phillies Minor League Pitching Prospect of the Year by MLB Pipeline... Chosen as an Organization All-Star by MiLB.com... Began season with Lakewood (A) and was promoted to Clearwater (A) on 8/2 for the remainder of the season... In 22 combined games (21 starts), went 11-1 with 141 SO, 1.01 WHIP (91 H, 35 BB), 10.21 SO/9.0 IP, and held opponents to a .202 AVG... Named Phillies Minor League Pitcher of the Month for June... Twice selected as Phillies Minor League Pitcher of the Week and South Atlantic League Pitcher of the Week: 5/21-27 & 6/11-17... Finished season with the 2nd-most strikeouts among all Phillies minor league pitchers and was T-2nd in wins... From 5/14-6/25, logged a 34.0-inning streak in which he did not allow an ER... Had only 1 start in which he allowed more than 3 ER... Struck out a season-best 11 batters, 6/17 vs Hickory... Tossed his first pro shutout (7.0 IP), 7/22 at Hagerstown (gm 2)... **2017:** Began professional career with Williamsport (A) and earned his first win, 8/13 vs Tri-City... Struck out a season-high 10 in 5.0 scoreless innings (H, 3 BB), 8/20 at Batavia... Named Phillies Minor League Pitcher of the Week, 8/14-20... Averaged 11.57 SO/9.0 IP (42 SO, 32.2 IP)... Posted a 1.98 ERA (3 ER, 13.2 IP) with 21 strikeouts in his 3 starts... Held RHH to a .181 AVG (13-72)... Participated in Florida Instructional League.

YEAR	CLUB	W-L	ERA	G	GS	CG	SHO	SV	IP	H	R	ER	HR	HB	BB	SO	WP	BK	AVG
2017	Williamsport	1-3	2.48	11	3	0	0	0	32.2	30	12	9	2	2	9	42	3	0	.242
2018	Lakewood	8-1	1.51	17	17	1	1	0	95.1	74	27	16	4	2	26	115	7	1	.210
	Clearwater	3-0	1.24	5	4	0	0	0	29.0	17	4	4	1	1	9	26	1	0	.175
2019	Reading	10-9	4.08	22	22	0	0	0	119.0	107	56	54	10	3	39	118	7	0	.247
2020	Did not pitch																		
2021	Lehigh Valley	1*11	7.93	20	18	0	0	0	78.1	109	73	69	16	4	28	68	1	0	.323
	Reading	0-0	0.00	1	0	0	0	1	3.0	0	0	0	0	0	5	0	0	0	.000
Minors Totals		23-24	3.83	76	64	1	1	1	357.1	337	172	152	33	12	111	374	19	1	.249

* League leader

PAZ, ENDER JOSÉ... RHP... B-T: R-R... HT: 6-1; WT: 170... BORN: March 26, 2004, El Vigia, VZ... RESIDES: Bobures, VZ... HOW OBTAINED: Signed by Phillies as an amateur free agent, 1/30/21... SIGNED BY: Rafael Álvarez and Elvis García.

2021: Began professional career with Dominican Summer League Phillies Red (R).

YEAR	CLUB	W-L	ERA	G	GS	CG	SHO	SV	IP	H	R	ER	HR	HB	BB	SO	WP	BK	AVG
2021	DSL Phillies-R	0-0	3.38	9	0	0	0	0	10.2	9	5	4	0	2	16	13	6	1	.243

PELEGRIN, LUIS EDUARDO... SS... B-T: R-R... HT: 5-11; WT: 160... BORN: February 27, 2003, Pinar del Río, Cuba... RESIDES: Baní, DR... HOW OBTAINED: Signed by Phillies as an amateur free agent, 9/14/21... SIGNED BY: Carlos Salas and Luis García.

PENA, JERFFSON JOSÉ... OF... B-T: L-R... HT: 6-2; WT: 185... BORN: December 16, 2003, Monte Cristi, DR... RESIDES: Monte Cristi... HOW OBTAINED: Signed by Phillies as an amateur free agent, 11/16/21... SIGNED BY: Carlos Salas and José Guzman.

PENA JR., JOSE ARIDIO... RHP... B-T: R-R... HT: 6-3; WT: 200... BORN: July 8, 2003, Winter Haven, FL... RESIDES: Winter Haven... HOW OBTAINED: Selected by Phillies in 6th round of June 2021 draft... SIGNED BY: Bryce Harman... EDUCATION: 2021 graduate of Tampa Preparatory School (FL)... MISC: During his senior year, posted a 2.31 ERA with 63 strikeouts in 36.1 innings.

2021: Made professional debut with Florida Complex League Phillies (R)... Participated in Florida Instructional League.

YEAR	CLUB	W-L	ERA	G	GS	CG	SHO	SV	IP	H	R	ER	HR	HB	BB	SO	WP	BK	AVG
2021	FCL Phillies	1-0	13.50	4	0	0	0	0	2.2	3	4	4	0	0	3	5	0	0	.273

PERALTA, ADILSON RONIEL... RHP... B-T: R-R... HT: 6-4; WT: 175... BORN: June 17, 2003, Moca, DR... RESIDES: Moca... HOW OBTAINED: Signed by Phillies as an amateur free agent, 11/16/21... SIGNED BY: Carlos Salas and José Guzman.

PÉREZ, RICKARDO ALEJANDRO... C... B-T: L-R... HT: 5-10; WT: 172... BORN: December 4, 2003, Valencia, VZ... RESIDES: Guacara, VZ... HOW OBTAINED: Signed by Phillies as an amateur free agent, 1/15/21... SIGNED BY: Rafael Álvarez and William Mota.

2021: Began professional career with Dominican Summer League Phillies Red (R)... Had 22 walks to 15 strikeouts... Hit .308 (12-39) with RISP... In 35 games (32 starts) at catcher, threw out 33.8% (24-71) of base runners attempting to steal... Also made 5 starts at 1st base.

YEAR	CLUB	AVG	G	AB	R	H	2B	3B	HR	RBI	SH	SF	HP	BB	SO	SB	CS	OBP	SLG	OPS	E
2021	DSL Phillies-R	.256	43	121	15	31	3	0	0	9	0	2	1	22	15	3	1	.370	.281	.651	9

PERKINS, JOHN RYAN (Jack)... RHP... B-T: R-R... HT: 6-3; WT: 215... BORN: August 6, 1997, Germantown, MD... RESIDES: Oxford, FL... HOW OBTAINED: Selected by Phillies in 11th round of June 2018 draft... SIGNED BY: Jeff Zona Jr... EDUCATION: Attended Stetson University (FL)... 2015 graduate of The Villages HS (FL).

2021: Began season with Jersey Shore (A)... Promoted to Reading (AA), 6/11, and to Lehigh Valley (AAA), 8/24... Led all Phillies minor league pitchers in IP (100.2) and was 2nd in starts (20)... Combined to average 2.68 BB/9.0 IP (30 BB)... Induced 9 ground-ball double plays... 2020: Participated in Florida Instructional League... 2019: Began season with Lakewood (A)... Posted a 1.93 ERA (5 ER, 23.1 IP) over his first 7 appearances (5 starts)... Was on the IL, 6/23-7/29, with right shoulder impingement syndrome... Had a rehab assignment to Gulf Coast League Phillies West (R)... Upon being reinstated from the IL, was promoted to Clearwater (A) for remainder of the season... 2018: Made professional debut with GCL Phillies West... Promoted to Williamsport (A), 6/28... Tossed 2.0 or more innings in all 7 of his relief appearances.

YEAR	CLUB	W-L	ERA	G	GS	CG	SHO	SV	IP	H	R	ER	HR	HB	BB	SO	WP	BK	AVG	
2018	GCL Phillies-W	0-0	0.00	1	0	0	0	0	2.0	1	0	0	0	0	1	2	0	0	.167	
	Williamsport	1-1	4.50	8	2	0	0	0	18.0	17	9	9	1	2	4	18	1	0	.262	
2019	Lakewood	0-1	2.53	3	2	0	0	0	10.2	12	4	3	0	1	7	16	1	0	.293	
	GCL Phillies-W	0-0	2.08	3	3	0	0	0	8.2	7	2	2	0	1	3	14	0	0	.226	
	Clearwater	0-4	5.85	5	4	0	0	0	20.0	22	13	13	2	1	4	15	2	0	.282	
2020	Did not pitch																			
2021	Jersey Shore	0-1	5.51	5	3	0	0	0	16.1	17	10	10	2	2	3	16	0	0	.262	
	Reading	3-2	4.25	12	11	0	0	0	59.1	62	29	28	10	3	20	52	1	0	.268	
	Lehigh Valley	0-3	5.40	6	6	0	0	0	25.0	33	17	15	3	2	7	21	0	0	.320	
Minors Totals		4-12	4.50	43	31	0	0	0	160.0	171	84	80	18	12	49	154	5	0	.276	

PERTUZ, JACKIE ROBINSON... C... **B-T:** L-R... **HT:** 6-1; **WT:** 185... **BORN:** November 1, 2002, Barranquilla, Colombia... **RESIDES:** Barranquilla... **HOW OBTAINED:** Signed by Phillies as an amateur free agent, 7/2/19... **SIGNED BY:** Álvaro Blanco and Carlos Salas.

2021: Began professional career with Dominican Summer League Phillies White (R)... In 30 games (21 starts) at catcher, threw out 37.2% (16-43) of base runners attempting to steal... **2020:** Did not play.

YEAR	CLUB	AVG	G	AB	R	H	2B	3B	HR	RBI	SH	SF	HP	BB	SO	SB	CS	OBP	SLG	OPS	E
2020	Did not pitch																				
2021	DSL Phillies-W	.262	44	126	14	33	7	0	0	20	0	0	5	12	22	2	2	.350	.317	.667	2
Minors Totals		.262	44	126	14	33	7	0	0	20	0	0	5	12	22	2	2	.350	.317	.667	2

PETIT, JONATHAN... RHP... **B-T:** R-R... **HT:** 6-1; **WT:** 185... **BORN:** April 19, 2001, Valencia, VZ... **RESIDES:** Naguanagua, VZ... **HOW OBTAINED:** Signed by Phillies as an amateur free agent, 4/26/19... **SIGNED BY:** Rafael Álvarez and William Mota.

2021: Made professional debut with Dominican Summer League Phillies White (R)... Posted a 0.94 WHIP... Had an 8.20 SO/BB ratio... In 9.0 innings of relief, did not allow a run or walk... **2020:** Did not pitch... **2019:** Was on the restricted list, 5/28-7/31, and did not pitch.

YEAR	CLUB	W-L	ERA	G	GS	CG	SHO	SV	IP	H	R	ER	HR	HB	BB	SO	WP	BK	AVG
2019	Did not pitch																		
2020	Did not pitch																		
2021	DSL Phillies-W	4-2	2.27	12	8	0	0	0	43.2	36	11	11	1	3	5	41	5	1	.226
Minors Totals		4-2	2.27	12	8	0	0	0	43.2	36	11	11	1	3	5	41	5	1	.226

PHELAN, COREY... LHP... **B-T:** L-L... **HT:** 6-2; **WT:** 180... **BORN:** July 3, 2002, Mineola, NY... **RESIDES:** Huntington, NY... **HOW OBTAINED:** Signed by Phillies as a non-drafted free agent, 8/12/20... **SIGNED BY:** Sal Agostinelli... **EDUCATION:** 2020 graduate of Harborfields HS (NY).

2021: Made professional debut with Florida Complex League Phillies (R)... Was on the COVID-related IL, 9/8-end of season... **2020:** Participated in Florida Instructional League.

YEAR	CLUB	W-L	ERA	G	GS	CG	SHO	SV	IP	H	R	ER	HR	HB	BB	SO	WP	BK	AVG
2020	Did not pitch																		
2021	FCL Phillies	1-0	0.93	5	0	0	0	0	9.2	7	1	1	0	0	4	6	0	1	.219
Minors Totals		1-0	0.93	5	0	0	0	0	9.2	7	1	1	0	0	4	6	0	1	.219

PHILLIPS, TYLER NICHOLAS... RHP... **B-T:** R-R... **HT:** 6-5; **WT:** 200... **BORN:** October 27, 1997, Lumberton, NJ... **RESIDES:** Lumberton... **HOW OBTAINED:** Claimed off waivers by Phillies from TEX, 7/24/21; originally selected by TEX in 16th round of June 2015 draft... **SIGNED BY:** Takeshi Sakurayama... **EDUCATION:** 2015 graduate of Bishop Eustace Preparatory School (NJ).

2021: Attended TEX's ML spring training... Began season with Frisco (AA)... Was on the IL, 5/28-6/11, with a right elbow bruise... Promoted to Round Rock (AAA), 6/18... Designated for assignment, 7/17... Joined Reading (AA), 7/24, after being claimed off waivers by the Phillies... Was on the development list, 7/27-8/16... Appeared in 1 game with Jersey Shore (A), 9/10, before landing on the IL, 9/13 (right elbow impingement)... Designated for assignment, 9/20... **2020:** Was added to TEX's player pool roster on 7/19 and spent the rest of the year at the club's alternate training site... **2019:** Split the season between Down East (A) and Frisco... Averaged 1.79 BB/9.0 IP, the 3rd-lowest rate among qualified TEX minor league pitchers... In April, posted a 1.14 ERA (4 ER, 31.2 IP) in 5 starts... Named Carolina League Pitcher of the Week for 4/15-21... Was on the IL, 7/19-25 (right lower leg contusion)... **2018:** Recognized as organization's Nolan Ryan Pitcher of the Year... Posted the 3rd-highest SO/BB rate (7.94) among all minor league pitchers (min. 130.0 IP)... Named to *Baseball America's* Low Class-A All-Star team and was ranked by the same publication as the No. 9 prospect in the South Atlantic League... Selected as a SAL Northern Division All-Star... Ranked among SAL pitchers in wins (T-1st, 11), ERA (3rd, 2.67), WHIP (4th, 1.02), IP (6th, 128.0) and strikeouts (7th, 124)... Averaged 1.08 BB/9.0 IP, 3rd-lowest rate across the minors (min. 130.0 IP), allowing multiple walks in 2 of 23 starts... Went 7-0 with a 1.55 ERA (10 ER, 58.0 IP), 7 BB and 63 SO at Hickory (A) following the All-Star break... Had a season-best 13 SO, 8/7 vs Kannapolis... Promoted to Down East on 9/2 for final start... **2017:** Opened season with Hickory... Spent most of the year with Spokane (A)... Averaged 1.36 BB/9.0 IP at Spokane... **2016:** Began season as the youngest player in the Northwest League and made a team-high 13 starts for Spokane... **2015:** Began professional career with Arizona League Rangers (R).

PHILLIPS (continued)

YEAR	CLUB	W-L	ERA	G	GS	CG	SHO	SV	IP	H	R	ER	HR	HB	BB	SO	WP	BK	AVG
2015	AZL Rangers	0-1	3.60	13	0	0	0	1	15.0	13	8	6	2	0	1	10	1	0	.224
2016	Spokane	4-7	6.44	13	13	0	0	0	58.2	78	49	42	2	5	20	57	9	0	.307
2017	Hickory	1-2	6.39	7	4	0	0	0	25.1	28	21	18	2	5	9	15	4	0	.280
	Spokane	4-2	3.45	13	13	0	0	0	73.0	78	33	28	6	1	11	78	6	0	.265
2018	Hickory	#11-5	2.67	22	22	1	0	0	128.0	117	41	38	4	3	14	124	13	0	.239
	Down East	1-0	1.80	1	1	0	0	0	5.0	2	1	1	0	1	2	3	0	0	.125
2019	Down East	2-2	1.19	6	6	0	0	0	37.2	28	6	5	1	1	6	28	1	0	.212
	Frisco	7-9	4.73	18	16	0	0	0	93.1	95	56	49	15	4	20	74	7	0	.263
2020	Did not pitch																		
2021	Frisco	1-2	4.70	6	5	0	0	0	15.1	12	8	8	4	0	7	18	2	0	.207
	Round Rock	0-3	9.90	4	4	0	0	0	10.0	15	12	11	2	0	12	11	1	0	.341
	Reading	0-0	6.35	4	4	0	0	0	11.1	12	9	8	2	0	3	11	1	0	.267
	Jersey Shore	0-0	0.00	1	1	0	0	0	3.0	2	0	0	0	0	1	1	0	0	.200
Minors Totals		31-33	4.05	108	89	1	0	1	475.2	480	244	214	40	20	106	430	45	0	.258

Tied for league lead

PICHARDO, KERVIN FRANCISCO... **INF**... **B-T:** R-R... **HT:** 5-11; **WT:** 185... **BORN:** October 15, 2001, New York, NY... **RESIDES:** Santo Domingo Norte, DR... **HOW OBTAINED:** Signed by Phillies as an amateur free agent, 6/11/19... **SIGNED BY:** Carlos Salas.

2021: Split most of season between Florida Complex League Phillies (R) and Clearwater (A)... Appeared in 1 game with Jersey Shore (A)... In 35 combined games, posted a .942 OPS with 28 walks to 32 strikeouts in 105 PA... Had 7 games with multiple walks... Primarily played 3rd base... **2020:** Did not play... **2019:** Began professional career with Dominican Summer League Phillies Red (R).

YEAR	CLUB	AVG	G	AB	R	H	2B	3B	HR	RBI	SH	SF	HP	BB	SO	SB	CS	OBP	SLG	OPS	E
2019	DSL Phillies-R	.214	39	140	16	30	4	0	0	14	2	0	5	17	20	5	2	.321	.243	.564	13
2020	Did not play																				
2021	FCL Phillies	.400	15	30	11	12	4	2	1	8	0	0	4	8	12	0	0	.571	.767	1.338	3
	Clearwater	.146	19	41	9	6	2	0	1	8	0	0	0	19	18	2	1	.417	.268	.685	2
	Jersey Shore	.000	1	2	0	0	0	0	0	0	0	0	0	1	2	0	0	.333	.000	.333	0
Minors Totals		.225	74	213	36	48	10	2	2	30	2	0	9	45	52	7	3	.382	.319	.701	18

PINA, NICOLY... **RHP**... **B-T:** R-R... **HT:** 6-2; **WT:** 225... **BORN:** October 8, 1999, San Juan de la Maguana, DR... **RESIDES:** San Juan de la Maguana... **HOW OBTAINED:** Signed by Phillies as an amateur free agent, 5/3/18... **SIGNED BY:** Carlos Salas and Franklin Felida.

2021: Missed entire season (right elbow surgery)... **2020:** Did not pitch... **2019:** Spent season with Gulf Coast League Phillies West (R)... Recorded multiple strikeouts in 9 of his 15 appearances... Participated in Florida Instructional League... **2018:** Began professional career with Dominican Summer League Phillies Red (R)... Did not allow a HR to the 225 batters he faced... Limited LHH to a .171 AVG (13-76)... Participated in FIL.

YEAR	CLUB	W-L	ERA	G	GS	CG	SHO	SV	IP	H	R	ER	HR	HB	BB	SO	WP	BK	AVG
2018	DSL Phillies-R	1-3	4.00	17	11	0	0	1	54.0	41	26	24	0	4	35	53	7	1	.220
2019	GCL Phillies-W	2-1	3.57	15	0	0	0	3	17.2	9	7	7	0	1	14	28	7	0	.153
2020	Did not pitch																		
2021	Injured - Did not pitch																		
Minors Totals		3-4	3.89	32	11	0	0	4	71.2	50	33	31	0	5	49	81	14	1	.204

PINEDA, LEANDRO ANDRÉS... **OF**... **B-T:** L-L... **HT:** 6-2; **WT:** 185... **BORN:** June 4, 2002, Valencia, VZ... **RESIDES:** Valencia... **HOW OBTAINED:** Signed by Phillies as an amateur free agent, 7/6/18... **SIGNED BY:** Rafael Alvarez and William Mota.

2021: Spent season with Florida Complex League Phillies (R)... **2020:** Did not play... **2019:** Began professional career with Dominican Summer League Phillies White (R).

YEAR	CLUB	AVG	G	AB	R	H	2B	3B	HR	RBI	SH	SF	HP	BB	SO	SB	CS	OBP	SLG	OPS	E
2019	DSL Phillies-W	.184	61	190	22	35	4	0	1	19	3	2	6	22	40	4	4	.286	.221	.507	2
2020	Did not play																				
2021	FCL Phillies	.130	33	69	14	9	3	0	1	9	0	2	2	20	23	3	3	.333	.217	.550	1
Minors Totals		.170	94	259	36	44	7	0	2	28	3	4	8	42	63	7	7	.300	.220	.520	3

PICKIN, DOMINIC MICHAEL... RHP... B-T: R-R... HT: 6-5; WT: 185... BORN: November 5, 1999, Pinole, CA... RESIDES: Pinole... HOW OBTAINED: Selected by Phillies in 9th round of June 2018 draft... SIGNED BY: Joey Davis... EDUCATION: 2018 graduate of Pinole Valley HS.

2021: Spent entire season with Jersey Shore (A)... Averaged 9.93 SO/9.0 IP (64 SO, 58.0 IP)... In 5 June starts, had 27 strikeouts in 19.2 innings... Was on the IL, 8/20-end of season, with a right shoulder strain... **2020:** Participated in Florida Instructional League... **2019:** Spent season with Lakewood (A)... Posted a 3.29 ERA (15 ER, 41.0 IP) in his first 12 appearances (6 starts)... Was on the IL, 8/26-end of season (right shoulder inflammation)... **2018:** Began professional career with Gulf Coast League Phillies East (R)... Held LHH to a .194 AVG (6-31)... Participated in FIL.

YEAR	CLUB	W-L	ERA	G	GS	CG	SHO	SV	IP	H	R	ER	HR	HB	BB	SO	WP	BK	AVG
2018	GCL Phillies-E	1-2	3.64	10	8	0	0	0	29.2	27	12	12	3	1	8	18	3	0	.252
2019	Lakewood	3-4	5.15	24	12	0	0	1	71.2	71	51	41	4	12	45	44	15	0	.261
2020	Did not pitch																		
2021	Jersey Shore	4-3	4.97	16	12	0	0	0	58.0	58	34	32	6	5	27	64	6	1	.264
Minors Totals		8-9	4.80	50	32	0	0	1	159.1	156	97	85	13	18	80	126	24	1	.260

POTTER, MARK... RHP... B-T: R-R... HT: 6-5; WT: 280... BORN: November 12, 1997, Melbourne, FL... RESIDES: Stephenville, TX... HOW OBTAINED: Selected by Phillies in 19th round of June 2018 draft... SIGNED BY: Jeff Zona Jr... EDUCATION: Attended College of Central Florida and Jacksonville University (FL)... 2016 graduate of Melbourne Central Catholic HS (FL).

2021: Spent most of season with Jersey Shore (A)... Had 1 stint with Reading (AA), 5/9-16... Overall, averaged 12.79 SO/9.0 IP (54 SO, 38.0 IP)... Was on the IL, 5/21-6/17, with a left calf strain... Was on the temporarily inactive list, 9/1-3... **2020:** Did not pitch... **2019:** Spent season with Lakewood (A)... Struck out multiple batters in 13 of his 27 appearances... RHH were just 12-for-84 (.143 AVG) with 1 HR against him... **2018:** Began professional career with Gulf Coast League Phillies East (R)... Held opponents to a .154 AVG (4-26) and 0 XBH with RISP... Participated in Florida Instructional League.

YEAR	CLUB	W-L	ERA	G	GS	CG	SHO	SV	IP	H	R	ER	HR	HB	BB	SO	WP	BK	AVG
2018	GCL Phillies-E	1-0	1.96	11	0	0	0	0	23.0	18	8	5	1	2	4	13	0	0	.212
2019	Lakewood	0-4	2.50	27	0	0	0	9	36.0	25	13	10	3	2	14	33	1	0	.194
2020	Did not pitch																		
2021	Jersey Shore	2-2	8.13	28	0	0	0	3	34.1	45	35	31	10	2	18	48	4	0	.313
	Reading	0-1	14.73	4	0	0	0	0	3.2	6	7	6	1	1	6	6	1	0	.375
Minors Totals		3-7	4.82	70	0	0	0	12	97.0	94	63	52	15	7	42	100	6	0	.251

POUAKA-GREGO, NIKAU JACK... SS... B-T: L-R... HT: 5-10; WT: 175... BORN: September 13, 2004, Christchurch, New Zealand... RESIDES: Melbourne, Australia... HOW OBTAINED: Signed by Phillies as an amateur free agent, 1/17/22... SIGNED BY: Howard Norsetter.

PULIDO, DANYONY... RHP... B-T: R-R... HT: 6-1; WT: 165... BORN: October 19, 2002, Caracas, VZ... RESIDES: Caracas... HOW OBTAINED: Signed by Phillies as an amateur free agent, 1/15/21... SIGNED BY: Rafael Alvarez.

2021: Began professional career with Dominican Summer League Phillies Red (R)... Held opponents to a .180 AVG (18-100) and .230 SLG... Did not allow a HR to the 131 batters he faced.

YEAR	CLUB	W-L	ERA	G	GS	CG	SHO	SV	IP	H	R	ER	HR	HB	BB	SO	WP	BK	AVG
2021	DSL Phillies-R	3-2	5.46	14	0	0	0	1	28.0	18	21	17	0	5	25	31	8	1	.180

QUERALES, JESÚS EDUARDO... RHP... B-T: R-R... HT: 5-11; WT: 183... BORN: February 18, 2003, Barinas, VZ... RESIDES: Barinas... HOW OBTAINED: Signed by Phillies as an amateur free agent, 7/2/19... SIGNED BY: Álvaro Blanco and Carlos Salas.

2021: Began professional career with Dominican Summer League Phillies Red (R)... Ranked T-3rd in the DSL in saves (8)... Went 8-for-9 (88.9%) in save chances... Had a 6.20 SO/BB ratio... **2020:** Did not pitch.

YEAR	CLUB	W-L	ERA	G	GS	CG	SHO	SV	IP	H	R	ER	HR	HB	BB	SO	WP	BK	AVG
2020	Did not pitch																		
2021	DSL Phillies-R	2-2	1.38	19	0	0	0	8	26.0	25	8	4	0	1	5	31	2	0	.258
Minors Totals		2-2	1.38	19	0	0	0	8	26.0	25	8	4	0	1	5	31	2	0	.258

QUIRION, ANTHONY... C... B-T: R-R... HT: 6-2; WT: 215... BORN: October 29, 1997, Sherbrooke, Canada... RESIDES: Stanstead, Canada... HOW OBTAINED: Signed by Phillies as a non-drafted free agent, 7/20/21... SIGNED BY: Ralph Garr Jr... EDUCATION: 2021 graduate of Lamar University (TX); also attended Clarendon College (TX)... Graduate of Académie les Estacades (Canada).

2021: Began professional career with Florida Complex League Phillies (R)... Participated in Florida Instructional League.

YEAR	CLUB	AVG	G	AB	R	H	2B	3B	HR	RBI	SH	SF	HP	BB	SO	SB	CS	OBP	SLG	OPS	E
2021	FCL Phillies	.313	11	16	5	5	0	1	2	5	0	0	1	3	3	1	0	.450	.813	1.263	1

RADCLIFF, BARON KEYTON... OF... B-T: L-R... **HT:** 6-4; **WT:** 235... **BORN:** February 9, 1999, Lansing, MI... **RESIDES:** Lilburn, GA... **HOW OBTAINED:** Selected by Phillies in 5th round of June 2020 draft... **SIGNED BY:** Aaron Jersild... **EDUCATION:** Attended Georgia Tech... 2017 graduate of Norcross HS (GA)... **MISC:** Originally selected by ATL in 40th round of June 2017 draft, but did not sign... Was named to the 2019 All-ACC Second Team... During a shortened 2020 collegiate season, had a .552 SLG with 4 2B, 2 3B, 3 HR and 17 RBI in 16 games... **PERSONAL:** His father, Vic, was selected by KC in the 4th round of the June 1995 draft and played professionally for 7 years.

2021: Played almost exclusively for Clearwater (A) in his first professional season... Led all Phillies minor league hitters with 71 walks... Among Low-A Southeast hitters, ranked 4th in walks (70), 7th in OBP (.367) and T-9th in HR (11)... In June, his 32 walks were T-1st among all minor league hitters (player he tied with had 17 more PA during the month)... Was on the COVID-related IL, 8/3-13, which included a rehab assignment to Florida Complex League Phillies (R)... Participated in Florida Instructional League... **2020:** Participated in FIL.

YEAR	CLUB	AVG	G	AB	R	H	2B	3B	HR	RBI	SH	SF	HP	BB	SO	SB	CS	OBP	SLG	OPS	E
2020	Did not play																				
2021	Clearwater	.189	86	254	50	48	8	0	11	39	0	3	3	70	112	3	3	.367	.350	.717	2
	FCL Phillies	.667	1	3	2	2	0	0	2	3	0	0	0	1	0	0	0	.750	2.667	3.417	0
Minors Totals		.195	87	257	52	50	8	0	13	42	0	3	3	71	112	3	3	.371	.377	.748	2

RAMÍREZ, RONNY JOSUE... LHP... B-T: L-L... **HT:** 5-10; **WT:** 167... **BORN:** November 3, 2002, Santo Domingo, DR... **RESIDES:** Santo Domingo... **HOW OBTAINED:** Signed by Phillies as an amateur free agent, 11/25/19... **SIGNED BY:** Juan Feliciano and Carlos Salas.

2021: Began professional career with Dominican Summer League Phillies White (R)... **2020:** Did not pitch.

YEAR	CLUB	W-L	ERA	G	GS	CG	SHO	SV	IP	H	R	ER	HR	HB	BB	SO	WP	BK	AVG	
2020	Did not pitch																			
2021	DSL Phillies-W	1-2	6.23	11	0	0	0	0	13.0	13	12	9	1	3	10	12	3	0	.250	
Minors Totals		1-2	6.23	11	0	0	0	0	13.0	13	12	9	1	3	10	12	3	0	.250	

RAMOS, YOANGEL DANIEL... INF... B-T: R-R... **HT:** 6-2; **WT:** 165... **BORN:** January 21, 2004, Barquisimeto, VZ... **RESIDES:** Barquisimeto... **HOW OBTAINED:** Signed by Phillies as an amateur free agent, 1/15/21... **SIGNED BY:** Rafael Álvarez and Franklin Rojas.

2021: Began professional career with Dominican Summer League Phillies White (R)... Defensively, made starts at 1st base (11), 3rd base (15) and SS (4).

YEAR	CLUB	AVG	G	AB	R	H	2B	3B	HR	RBI	SH	SF	HP	BB	SO	SB	CS	OBP	SLG	OPS	E
2021	DSL Phillies-W	.183	44	131	18	24	2	1	1	9	0	1	5	8	39	7	2	.255	.237	.492	10

REYES, CARLO DANIEL... RHP... B-T: R-R... **HT:** 5-11; **WT:** 210... **BORN:** July 4, 1998, Boca Chica, DR... **RESIDES:** Boca Chica... **HOW OBTAINED:** Signed by Phillies as an amateur free agent, 10/9/18... **SIGNED BY:** Carlos Salas.

2021: Named an Organization All-Star by MiLB.com... Opened year with Clearwater (A) and earned a promotion to Jersey Shore (A), 5/28... Began season with a 15.0-inning scoreless streak that ended on 6/6 with Jersey Shore... Was with Reading (AA), 7/22-8/23, and finished the season at Jersey Shore... Overall, posted a 2.40 ERA (16 ER, 60.0 IP), averaged 12.30 SO/9.0 IP (82 SO) and held opponents to a .204 AVG (46-226)... Stranded 14 of 18 inherited base runners (77.8%)... Limited LHH to a .165 AVG (14-85)... Participated in Florida Instructional League... **2020:** Did not pitch... **2019:** Spent first pro season with Dominican Summer League Phillies White (R)... Ranked 4th in the DSL in strikeouts, T-5th in starts and 6th in WHIP (1.01)... Held RHH to a .200 AVG and .271 SLG.

YEAR	CLUB	W-L	ERA	G	GS	CG	SHO	SV	IP	H	R	ER	HR	HB	BB	SO	WP	BK	AVG	
2019	DSL Phillies-W	4-2	2.45	14	14	0	0	0	62.1	50	20	17	2	3	13	72	3	2	.216	
2020	Did not pitch																			
2021	Clearwater	1-0	0.00	8	0	0	0	1	10.1	5	0	0	0	2	4	13	2	0	.147	
	Jersey Shore	5-2	3.00	19	3	0	0	0	39.0	27	16	13	4	1	15	60	4	0	.188	
	Reading	1-1	2.53	8	0	0	0	0	10.2	14	9	3	3	0	4	9	1	0	.292	
Minors Totals		11-5	2.43	49	17	0	0	1	122.1	96	45	33	9	6	36	154	10	2	.210	

REYES, FELIX YOMAE... OF... B-T: R-R... **HT:** 6-4; **WT:** 215... **BORN:** March 26, 2001, Baní, DR... **RESIDES:** Baní... **HOW OBTAINED:** Signed by Phillies as an amateur free agent, 2/22/20... **SIGNED BY:** Luis García.

2021: Made professional debut with Florida Complex League Phillies (R)... His first pro HR was a grand slam, 7/15 vs FCL Blue Jays (gm 1)... Promoted to Clearwater (A), 8/3... Defensively made starts at 1st base (9) and in RF (18) and LF (1)... **2020:** Did not play.

YEAR	CLUB	AVG	G	AB	R	H	2B	3B	HR	RBI	SH	SF	HP	BB	SO	SB	CS	OBP	SLG	OPS	E
2020	Did not play																				
2021	FCL Phillies	.294	7	17	4	5	1	0	2	9	0	0	2	1	2	0	1	.400	.706	1.106	0
	Clearwater	.206	30	97	12	20	4	1	1	7	0	0	5	7	27	6	2	.294	.299	.593	2
Minors Totals		.219	37	114	16	25	5	1	3	16	0	0	7	8	29	6	3	.310	.360	.670	2

REYES, PEDRO ANTONIO... RHP... **B-T:** R-R... **HT:** 6-3; **WT:** 190... **BORN:** November 26, 2002, Coatzacoalcos, MX... **RESIDES:** Coatzacoalcos... **HOW OBTAINED:** Signed by Phillies as an amateur free agent, 1/4/20... **SIGNED BY:** Oneri Fleita and Charlie Gastelum.

2021: Began professional career with Dominican Summer League Phillies White (R)... Did not allow an ER over his final 16.0 innings (beginning 8/28)... Had 2 starts in which he tossed 5.0 hitless innings: 8/28 vs DSL Phillies Red and 10/1 vs DSL Brewers-1 (faced the minimum 15 batters)... **2020:** Did not pitch.

YEAR	CLUB	W-L	ERA	G	GS	CG	SHO	SV	IP	H	R	ER	HR	HB	BB	SO	WP	BK	AVG
2020	Did not pitch																		
2021	DSL Phillies-W	2-2	2.93	13	10	0	0	0	46.0	36	22	15	2	4	15	32	0	2	.213
Minors Totals		2-2	2.93	13	10	0	0	0	46.0	36	22	15	2	4	15	32	0	2	.213

RIJO, WENDELL ROEL... INF... **B-T:** R-R... **HT:** 5-11; **WT:** 192... **BORN:** September 4, 1995, La Romana, DR... **RESIDES:** La Romana... **HOW OBTAINED:** Signed by Phillies as a minor league free agent, 12/10/21; originally signed by BOS as an amateur free agent, 7/6/12... **SIGNED BY:** Victor Rodriguez Jr.

2021: Spent season with Mississippi (AA) in ATL's organization... Slugged a professional-best 15 HR... Following the season, played for Este in the Dominican Winter League... **2020:** Played for Este in the DWL... **2019:** Posted a .258/.325/.438 slash line between Trenton (AA), Scranton/Wilkes-Barre (AAA) and Tampa (A)... Following the season, played for Este in the DWL... **2018:** Began the year in MIL's organization with Biloxi (AA), before being acquired by NYY on 6/15 as the player to be named later in the 5/25 trade that sent C Erik Kratz to MIL... Played with Tampa and Trenton... **2017:** Split season between Carolina (A) and Biloxi in MIL's system... Following the season, played for Este in the DWL... **2016:** Started the year in BOS' organization and played for Portland (AA) and Salem (A)... Traded to MIL along with RHP Aaron Wilkerson in exchange for INF Aaron Hill, 7/7... Finished the season with Brevard County (A)... Following the season, played for Este in the DWL... **2015:** Spent entire season with Salem... Led the team in runs, hits, doubles and total bases (154)... Hit .315 (34-108) vs LHP... Had 29 multi-hit games... Recorded a .977 fielding percentage in 97 games (all starts) at 2nd base (11 E/487 TC)... Also made 4 starts at SS... Did not record an error in his final 33 games (beginning 7/29)... Drove in the only runs of Salem's season-opening, no-hit victory at Carolina on 4/9, hitting a 2-run HR in the 2nd inning... Was on the IL, 5/5-11 (left hamstring strain)... Following the season, played for Este of the DWL... **2014:** Made full-season debut with Greenville (A), leading the club in games and doubles... Led all South Atlantic League 2nd basemen in putouts (205)... Recorded a multi-HR game, 7/20 vs Asheville... Hit safely in 12 straight games, 8/10-24... **2013:** Began pro career with Gulf Coast League Red Sox (R)... Had the 5th-most doubles (15) in the GCL... Reached base safely in a team-high 16 straight games from 7/6-29... Promoted to Lowell (A), 9/2.

YEAR	CLUB	AVG	G	AB	R	H	2B	3B	HR	RBI	SH	SF	HP	BB	SO	SB	CS	OBP	SLG	OPS	E
2013	GCL Red Sox	.271	49	170	28	46	15	0	0	20	2	3	6	22	29	15	5	.368	.359	.727	5
	Lowell	.357	3	14	1	5	1	1	0	1	0	0	0	3	0	1	.357	.571	.928	1	
2014	Greenville	.254	111	409	56	104	27	6	9	46	2	2	4	56	103	16	6	.348	.416	.764	21
2015	Salem	.260	108	404	47	105	27	2	6	47	7	4	6	34	94	15	7	.324	.381	.705	11
2016	Portland	.186	51	177	18	33	11	0	1	12	2	1	1	13	46	2	4	.245	.266	.511	9
	Salem	.270	11	37	9	10	2	0	0	3	2	1	0	6	11	2	0	.364	.324	.688	0
	Brevard County	.202	50	183	17	37	7	0	1	15	4	0	1	13	44	6	1	.259	.257	.516	8
2017	Carolina	.254	36	114	12	29	7	0	3	17	2	1	7	13	20	4	2	.363	.395	.758	2
	Biloxi	.185	41	81	16	15	3	0	0	5	0	0	3	7	22	2	1	.275	.222	.497	0
2018	Biloxi	.200	32	80	14	16	2	0	4	14	1	0	0	12	20	1	3	.304	.375	.679	4
	Tampa	.125	3	8	1	1	1	0	0	1	0	1	2	1	3	0	0	.333	.250	.583	0
	Trenton	.217	49	175	19	38	10	1	0	12	2	0	0	20	29	2	2	.297	.286	.583	14
2019	Trenton	.235	51	187	35	44	11	0	6	23	1	0	1	19	46	3	1	.309	.390	.699	5
	Scranton/W-B	.270	43	137	18	37	10	0	7	17	0	0	3	8	35	1	0	.324	.496	.820	5
	Tampa	.360	9	25	1	9	3	0	0	4	0	1	0	4	8	0	1	.433	.480	.913	4
2020	Did not play																				
2021	Mississippi	.236	92	322	49	76	16	0	15	37	2	1	6	34	83	8	2	.320	.425	.745	10
Minors Totals		.240	739	2523	341	605	153	10	52	274	27	15	40	262	596	77	36	.319	.370	.689	99

RIVAS, JONATHAN ENRIQUE... RHP... **B-T:** R-R... **HT:** 5-11; **WT:** 185... **BORN:** September 1, 2001, Araya, VZ... **RESIDES:** Araya... **HOW OBTAINED:** Signed by Phillies as an amateur free agent, 7/2/18... **SIGNED BY:** Rafael Álvarez and Ebert Velásquez.

2021: Pitched for Dominican Summer League Phillies White (R)... **2020:** Did not pitch... **2019:** Began professional career with DSL Phillies White... Posted a 2.05 ERA (6 ER, 26.1 IP) with 5 saves in his first 13 appearances.

YEAR	CLUB	W-L	ERA	G	GS	CG	SHO	SV	IP	H	R	ER	HR	HB	BB	SO	WP	BK	AVG
2019	DSL Phillies-W	2-0	3.38	21	0	0	0	5	40.0	37	19	15	2	4	20	34	5	1	.245
2020	Did not pitch																		
2021	DSL Phillies-W	1-1	4.26	7	0	0	0	2	12.2	8	8	6	1	1	6	9	3	0	.170
Minors Totals		3-1	3.59	28	0	0	0	7	52.2	45	27	21	3	5	26	43	8	1	.227

RODRÍGUEZ, ALBERT AQUILES... **OF...** **B-T:** R-R... **HT:** 6-2; **WT:** 175... **BORN:** December 11, 2002, San Pedro de Macorís, DR... **RESIDES:** San Pedro de Macorís... **HOW OBTAINED:** Signed by Phillies as an amateur free agent, 11/25/19... **SIGNED BY:** Robert Aquino and Bernardo Pérez.

2021: Began professional career with Dominican Summer League Phillies White (R)... Was 11-for-13 in SB attempts (84.6%)... Made starts at each OF position... **2020:** Did not play.

YEAR	CLUB	AVG	G	AB	R	H	2B	3B	HR	RBI	SH	SF	HP	BB	SO	SB	CS	OBP	SLG	OPS	E
2020	Did not play																				
2021	DSL Phillies-W	.238	35	101	11	24	9	1	0	19	0	1	4	14	26	11	2	.350	.347	.697	2
Minors Totals		.238	35	101	11	24	9	1	0	19	0	1	4	14	26	11	2	.350	.347	.697	2

RODRÍGUEZ, MIGUELANGEL... **RHP...** **B-T:** R-R... **HT:** 6-4; **WT:** 195... **BORN:** June 2, 2003, Sabana Grande de Boyá, DR... **RESIDES:** Bonaó, DR... **HOW OBTAINED:** Signed by Phillies as an amateur free agent, 1/15/22... **SIGNED BY:** Andrés Hiraldo.

RODRÍGUEZ, SOLARDO JOSÉ... **C/1B/OF...** **B-T:** R-R... **HT:** 5-11; **WT:** 170... **BORN:** November 24, 2003, Distrito Jimenez, VZ... **RESIDES:** Maracay, VZ... **HOW OBTAINED:** Signed by Phillies as an amateur free agent, 1/15/21... **SIGNED BY:** Rafael Álvarez and Franklin Rojas.

2021: Began professional career with Dominican Summer League Phillies Red (R)... Led all short-season Phillies minor league players in total bases (57)... Defensively, made starts at 1st base and in LF and RF.

YEAR	CLUB	AVG	G	AB	R	H	2B	3B	HR	RBI	SH	SF	HP	BB	SO	SB	CS	OBP	SLG	OPS	E
2021	DSL Phillies-R	.231	47	156	25	36	9	3	2	23	0	3	1	14	17	8	3	.293	.365	.658	5

RONDÓN, CARLOS DAVID... **INF...** **B-T:** S-R... **HT:** 5-10; **WT:** 160... **BORN:** April 18, 2002, Maturín, VZ... **RESIDES:** Maturín... **HOW OBTAINED:** Signed by Phillies as an amateur free agent, 8/10/18... **SIGNED BY:** Rafael Álvarez and Ebert Velásquez.

2021: Spent season with Dominican Summer League Phillies White (R)... In first 6 games, hit .444 (8-18), 3 2B, 4 RBI, 7 R, 3 BB... Defensively, made starts at 1st base, 2nd base and 3rd base... **2020:** Did not play... **2019:** Began professional career with DSL Phillies White... Had 28 walks to 17 strikeouts.

YEAR	CLUB	AVG	G	AB	R	H	2B	3B	HR	RBI	SH	SF	HP	BB	SO	SB	CS	OBP	SLG	OPS	E
2019	DSL Phillies-W	.233	51	163	23	38	5	1	0	17	3	1	1	28	17	5	3	.347	.276	.623	3
2020	Did not play																				
2021	DSL Phillies-W	.267	30	75	17	20	5	0	0	11	0	0	1	8	14	6	2	.345	.333	.678	1
Minors Totals		.244	81	238	40	58	10	1	0	28	3	1	2	36	31	11	5	.347	.294	.641	4

RONDÓN, LEONARDO DAVID... **INF...** **B-T:** S-R... **HT:** 5-8; **WT:** 160... **BORN:** March 10, 2004, Caracas, VZ... **RESIDES:** Caracas... **HOW OBTAINED:** Signed by Phillies as an amateur free agent, 1/15/21... **SIGNED BY:** Rafael Álvarez and Jesús Blanco.

2021: Made professional debut with Dominican Summer League Phillies White (R)... Primarily played 2nd base.

YEAR	CLUB	AVG	G	AB	R	H	2B	3B	HR	RBI	SH	SF	HP	BB	SO	SB	CS	OBP	SLG	OPS	E
2021	DSL Phillies-W	.208	30	72	14	15	0	2	0	6	3	1	2	7	11	6	2	.293	.264	.557	3

ROSALES, MAIKEL DANIEL... **RHP...** **B-T:** R-R... **HT:** 6-2; **WT:** 175... **BORN:** October 14, 2003, Río Tucaní, VZ... **RESIDES:** Maracaibo, VZ... **HOW OBTAINED:** Signed by Phillies as an amateur free agent, 10/22/21... **SIGNED BY:** Elvis García.

ROSARIO, NEIFY DANIELIO... **OF...** **B-T:** R-R... **HT:** 6-0; **WT:** 185... **BORN:** September 25, 2004, San Antonio de Guerra, DR... **RESIDES:** Santo Domingo, DR... **HOW OBTAINED:** Signed by Phillies as an amateur free agent, 1/15/22... **SIGNED BY:** Carlos Salas and Andrés Hiraldo.

ROSARIO, RICARDO EMANUEL... **OF...** **B-T:** R-R... **HT:** 6-0; **WT:** 170... **BORN:** February 8, 2003, Maracay, VZ... **RESIDES:** Maracay... **HOW OBTAINED:** Signed by Phillies as an amateur free agent, 7/2/19... **SIGNED BY:** Rafael Álvarez and William Mota.

2021: Made professional debut with Dominican Summer League Phillies White (R)... Led all short-season Phillies minor league players in RBI (24)... Started at each OF position... **2020:** Did not play.

YEAR	CLUB	AVG	G	AB	R	H	2B	3B	HR	RBI	SH	SF	HP	BB	SO	SB	CS	OBP	SLG	OPS	E
2020	Did not play																				
2021	DSL Phillies-W	.235	49	162	28	38	6	3	1	24	0	6	5	18	31	12	3	.319	.327	.646	3
Minors Totals		.235	49	162	28	38	6	3	1	24	0	6	5	18	31	12	3	.319	.327	.646	3

ROSARIO, YEMIL ENMANUEL... INF... B-T: R-R... HT: 6-2; WT: 150... BORN: April 12, 2004, Santo Domingo Oeste, DR... RESIDES: San Cristóbal, DR... HOW OBTAINED: Signed by Phillies as an amateur free agent, 1/15/21... SIGNED BY: Carlos Salas and Juan Feliciano.

2021: Began professional career with Dominican Summer League Phillies Red (R)... Made starts at all 4 infield positions.

YEAR	CLUB	AVG	G	AB	R	H	2B	3B	HR	RBI	SH	SF	HP	BB	SO	SB	CS	OBP	SLG	OPS	E
2021	DSL Phillies-R	.125	30	80	13	10	3	0	0	7	1	1	1	13	31	5	2	.253	.163	.416	5

ROSS, AUSTIN MICHAEL... RHP... B-T: R-R... HT: 6-1; WT: 190... BORN: August 16, 1994, Beaver, PA... RESIDES: Beaver... HOW OBTAINED: Selected by Phillies in 35th round of June 2018 draft... SIGNED BY: Kellan McKeon... EDUCATION: 2018 graduate of Radford University (VA)... 2013 graduate of Beaver Area HS.

2021: Spent majority of season with Reading (AA)... His 8 wins overall were T-1st among all Phillies minor league pitchers... Ranked T-5th in wins (7) among Double-A Northeast pitchers... Promoted to Lehigh Valley (AAA), 8/8, and transferred back to Reading, 9/7... At Lehigh Valley, held opponents to a .100 AVG (3-30) and 0 XBH... Overall, averaged 11.20 SO/9.0 IP (61 SO, 49.0 IP)... Tossed more than 1.0 inning in 19 of his 33 relief appearances... **2020:** Pitched for Adelaide in the Australian Baseball League... **2019:** Spent season with Clearwater (A)... Pitched at least 2.0 innings in 24 of his 38 relief appearances... Held RHH to a .218 AVG (29-133)... Following the season, pitched for Jalisco in the Mexican Pacific Winter League... **2018:** Made professional debut with Gulf Coast League Phillies West (R)... Promoted to Williamsport (A) on 6/28 for remainder of season... Across both levels, averaged 14.01 SO/9.0 IP (55 SO, 35.1 IP)... Recorded at least 1 SO in all 18 relief appearances... Combined to limit RHH to a .188 AVG (15-80)... Participated in Florida Instructional League.

YEAR	CLUB	W-L	ERA	G	GS	CG	SHO	SV	IP	H	R	ER	HR	HB	BB	SO	WP	BK	AVG
2018	GCL Phillies-W	0-0	0.00	2	0	0	0	0	3.0	2	1	0	0	0	1	3	0	0	.154
	Williamsport	1-1	3.34	16	0	0	0	1	32.1	24	16	12	1	7	20	52	3	0	.209
2019	Clearwater	5-1	3.66	38	0	0	0	4	66.1	55	29	27	7	7	24	74	7	0	.226
2020	Did not pitch																		
2021	Reading	7-2	5.58	27	0	0	0	0	40.1	34	26	25	6	1	27	49	2	1	.230
	Lehigh Valley	1-0	1.04	7	1	0	0	0	8.2	3	2	1	0	0	6	12	0	0	.100
Minors Totals		14-4	3.88	90	1	0	0	5	150.2	118	74	65	14	15	78	190	12	1	.215

ROSSMAN, CHARLES IRVIN (Bubby)... RHP... B-T: S-R... HT: 6-5; WT: 220... BORN: June 29, 1992, La Habra, CA... RESIDES: La Habra Heights, CA... HOW OBTAINED: Signed by Phillies as a minor league free agent, 11/9/21; originally selected by LAD in 22nd round of June 2014 draft... SIGNED BY: Brian Stephenson... EDUCATION: 2014 graduate of California State University, Dominguez Hills; also attended Cerritos College (CA)... 2010 graduate of La Habra HS.

2021: Spent season with York in the independent Atlantic League... **2020:** Pitched for NERDS® in the independent City of Champions Cup... **2019:** Pitched for Trois-Rivieres in the independent Canadian-American Association and Cleburne in the independent American Association... **2018:** Did not pitch... **2017:** Spent season with Sioux City in the independent American Association... **2016:** Pitched almost exclusively for Rancho Cucamonga (A)... Had 3 IL stints: 5/5-11 (left back strain), 7/2-15 (right forearm strain) and 7/19-8/26 (right forearm impingement)... **2015:** Spent season with Great Lakes (A)... Had 2 IL stints: 7/14-8/15 (left oblique strain) and 8/29-9/4 (right forearm strain)... **2014:** Began professional career with Arizona League Dodgers (R).

YEAR	CLUB	W-L	ERA	G	GS	CG	SHO	SV	IP	H	R	ER	HR	HB	BB	SO	WP	BK	AVG
2014	AZL Dodgers	0-2	4.74	13	0	0	0	1	19.0	19	11	10	1	0	8	23	2	1	.257
2015	Great Lakes	3-1	2.26	29	0	0	0	4	51.2	42	22	13	1	4	26	54	3	0	.222
2016	Rancho Cuca	4-0	3.52	22	0	0	0	0	38.1	30	18	15	2	0	19	34	2	0	.210
	AZL Dodgers	0-0	0.00	1	0	0	0	0	1.0	0	0	0	0	0	1	0	0	0	.000
2017	Sioux City (Ind.)	0-2	4.54	20	0	0	0	1	35.2	35	23	18	4	7	23	30	10	0	---
2018	Did not pitch																		
2019	Trois-Rivieres (Ind.)	3-0	2.41	29	0	0	0	1	33.2	30	10	9	0	1	15	48	1	1	---
	Cleburne (Ind.)	1-0	5.40	6	0	0	0	0	6.2	7	4	4	1	0	8	10	1	0	---
2020	NERDS® (Ind.)	1-0	3.60	15	0	0	0	2	15.0	11	6	6	0	0	7	23	0	0	---
2021	York (Ind.)	4-3	5.40	36	0	0	0	0	33.1	26	23	20	3	1	25	48	3	0	---
Minors Totals		7-3	3.11	65	0	0	0	5	110.0	91	51	38	4	4	54	111	7	1	.222

RUFFCORN, JASON MICHAEL... RHP... B-T: R-R... HT: 6-3; WT: 205... BORN: July 21, 1998, Austin, TX... RESIDES: Cedar Park, TX... HOW OBTAINED: Selected by Phillies in 8th round of June 2021 draft... SIGNED BY: Tommy Field... EDUCATION: 2021 graduate of University of Oklahoma; also attended Texas A&M University... 2016 graduate of Hyde Park HS (TX)... MISC: Originally selected by CIN in 18th round of June 2019 draft, but did not sign... In his final season at Oklahoma, struck out 74 in 54.0 innings (12.33 SO/9.0 IP)... PERSONAL: His father, Scott, pitched parts of 5 ML seasons with CWS (1993-96) and the Phillies (1997).

2021: Began professional career with Clearwater (A)... Participated in Florida Instructional League.

YEAR	CLUB	W-L	ERA	G	GS	CG	SHO	SV	IP	H	R	ER	HR	HB	BB	SO	WP	BK	AVG
2021	Clearwater	0-0	5.84	12	0	0	0	3	12.1	12	8	8	1	1	7	13	2	1	.240

RUSSELL, MATTHEW JACOB (Matt)... **RHP...** **B-T:** R-R... **HT:** 6-2; **WT:** 200... **BORN:** March 28, 1999, Kansas City, MO... **RESIDES:** Shell Knob, MO... **HOW OBTAINED:** Signed by Phillies as a non-drafted free agent, 7/21/21... **SIGNED BY:** Justin Munson... **EDUCATION:** 2021 graduate of Missouri State University... 2017 graduate of Staley HS (MO)... **MISC:** Originally selected by LAA in 40th round of June 2017 draft, but did not sign.

2021: Began professional career with Clearwater (A), posting a 5.50 SO/BB ratio... Participated in Florida Instructional League.

YEAR	CLUB	W-L	ERA	G	GS	CG	SHO	SV	IP	H	R	ER	HR	HB	BB	SO	WP	BK	AVG
2021	Clearwater	2-2	3.06	9	1	0	0	0	17.2	17	7	6	1	2	4	22	3	2	.243

SÁNCHEZ, JADIEL ALEXIS... **OF...** **B-T:** S-R... **HT:** 6-2; **WT:** 200... **BORN:** May 10, 2001, Guayama, PR... **RESIDES:** Arroyo, PR... **HOW OBTAINED:** Selected by Phillies in 12th round of June 2019 draft... **SIGNED BY:** Luis Raffan... **EDUCATION:** 2019 graduate of Escuela Superior Natividad Rodríguez González (PR).

2021: Began and ended season with Florida Complex League Phillies (R)... Played for Clearwater (A) in July... At Clearwater, posted an .889 OPS in 69 PA against RHP... Was on the COVID-related IL, 8/3-9/7... Following the season, played for RA12 in the Puerto Rican Winter League... **2020:** Played for RA12 in the PRWL... **2019:** Began professional career with Gulf Coast League Phillies West (R)... Slugged first pro HR in his first game, 7/19 at GCL Tigers West... Participated in Florida Instructional League.

YEAR	CLUB	AVG	G	AB	R	H	2B	3B	HR	RBI	SH	SF	HP	BB	SO	SB	CS	OBP	SLG	OPS	E
2019	GCL Phillies-W	.167	10	36	3	6	0	0	1	4	0	0	0	2	9	0	1	.211	.250	.461	0
2020	Did not play																				
2021	FCL Phillies	.217	7	23	2	5	0	0	0	4	0	1	0	3	5	1	0	.296	.217	.513	0
	Clearwater	.297	21	74	13	22	3	1	2	6	0	1	8	14	0	2	.373	.446	.819	0	
Minors Totals		.248	38	133	18	33	3	1	3	14	0	1	13	28	1	3	.318	.353	.671	0	

SÁNCHEZ, RODOLFO JESÚS... **RHP...** **B-T:** R-R... **HT:** 5-10; **WT:** 165... **BORN:** January 12, 2000, Baní, DR... **RESIDES:** Baní... **HOW OBTAINED:** Acquired from TB as the player to be named later in exchange for RHP Édgar García, 11/5/20; originally signed by TB as an amateur free agent, 7/2/16... **SIGNED BY:** Miguel Richardson and Daniel Santana.

2021: Spent most of the season with Clearwater (A)... Struck out 10 of the 15 batters he faced in 3.1 innings of relief, 7/14 vs Dunedin... In 10 relief appearances at Clearwater, averaged 15.48 SO/9.0 IP (47 SO, 27.1 IP)... Was on the COVID-related IL, 8/3-30, which included a rehab assignment to Florida Complex League Phillies (R)... Combined to average 12.16 SO/9.0 IP (77 SO, 57.0 IP) and held LHH to a .160 AVG (13-81)... **2020:** Did not pitch... **2019:** Spent entire season with Hudson Valley (A), where he led the club in GS and IP... Ranked 8th in WHIP (1.18) and 9th in OPP AVG (.230) among qualifying New York-Penn League pitchers... Held opponents to a .158 AVG (9-57) with RISP... **2018:** Began season with Dominican Summer League Rays-1 (R)... Promoted to Gulf Coast League Rays (R), 6/17... Promoted to Princeton (R), 8/23... Named Appalachian League Pitcher of the Week for the period of 8/20-26 after tossing 5.0 hitless innings of relief, 8/24 vs Danville... Combined to post a 2.33 ERA and 1.01 WHIP... **2017:** Began professional career with DSL Rays-2 (R).

YEAR	CLUB	W-L	ERA	G	GS	CG	SHO	SV	IP	H	R	ER	HR	HB	BB	SO	WP	BK	AVG	
2017	DSL Rays-2	5-1	3.73	17	1	0	0	4	31.1	26	16	13	3	4	15	33	2	1	.230	
2018	DSL Rays-1	1-0	0.00	3	3	0	0	0	13.1	5	0	0	0	1	4	14	0	0	.111	
	GCL Rays	4-3	3.23	10	7	0	0	0	47.1	49	25	17	4	3	7	43	2	0	.263	
	Princeton	1-0	0.00	1	0	0	0	0	5.0	0	0	0	0	0	1	7	0	0	.000	
2019	Hudson Valley	3-2	3.41	13	13	0	0	0	63.1	55	24	24	4	0	20	57	7	0	.230	
2020	Did not pitch																			
2021	Clearwater	1-3	4.67	18	8	0	0	0	54.0	40	31	28	6	5	27	73	2	2	.198	
	FCL Phillies	0-0	0.00	2	0	0	0	0	3.0	3	0	0	0	1	4	1	0	.273		
Minors Totals		15-9	3.40	64	32	0	0	4	217.1	178	96	82	17	13	75	231	14	3	.219	

SÁNCHEZ, SERGIO RAFAEL... **LHP...** **B-T:** L-L... **HT:** 6-1; **WT:** 215... **BORN:** December 16, 2000, San Felipe, VZ... **RESIDES:** San Felipe... **HOW OBTAINED:** Signed by Phillies as an amateur free agent, 11/16/17... **SIGNED BY:** Rómulo Oliveros.

2021: Spent season with Dominican Summer League Phillies Red (R)... Posted a 1.72 ERA (3 ER, 15.2 IP) in his final 10 games (beginning 8/21)... **2020:** Did not pitch... **2019:** Spent season with DSL Phillies Red... Surrendered only 3 XBH (3 BB) to the 114 batters he faced... **2018:** Began professional career with DSL Phillies White... Earned a win in 3 of his final 4 games... Held opponents to a .192 AVG (5-26) and 1 XBH with RISP.

YEAR	CLUB	W-L	ERA	G	GS	CG	SHO	SV	IP	H	R	ER	HR	HB	BB	SO	WP	BK	AVG	
2018	DSL Phillies-W	4-0	2.74	13	0	0	0	0	23.0	20	8	7	1	0	17	25	2	0	.233	
2019	DSL Phillies-R	1-1	3.25	14	0	0	0	3	27.2	18	10	10	0	1	13	31	6	0	.180	
2020	Did not pitch																			
2021	DSL Phillies-R	2-1	3.38	17	1	0	0	4	24.0	21	10	9	1	0	8	21	5	0	.233	
Minors Totals		7-2	3.13	44	1	0	0	7	74.2	59	28	26	2	1	38	77	13	0	.214	

SCHULTZ, ANDREW WADDELL... RHP... B-T: R-R... HT: 6-4; WT: 195... BORN: July 31, 1997, Atlanta, GA... RESIDES: Knoxville, TN... HOW OBTAINED: Selected by Phillies in 6th round of June 2019 draft... SIGNED BY: Timi Moni... EDUCATION: Attended University of Tennessee... 2016 graduate of Greater Atlanta Christian HS.

2021: Missed entire season (right elbow surgery)... 2020: Did not pitch... 2019: Began pro career with Gulf Coast League Phillies East (R) and was promoted to Lakewood (A) after 1 appearance... Was on the IL with right shoulder inflammation, 8/19 through the remainder of the season... Participated in Florida Instructional League.

YEAR	CLUB	W-L	ERA	G	GS	CG	SHO	SV	IP	H	R	ER	HR	HB	BB	SO	WP	BK	AVG
2019	GCL Phillies-E	0-0	0.00	1	0	0	0	0	1.0	1	0	0	0	0	0	0	0	0	.333
	Lakewood	0-2	7.20	11	0	0	0	0	10.0	11	11	8	1	2	9	15	4	1	.262
2020	Did not pitch																		
2021	Injured – Did not pitch																		
Minors Totals		0-2	6.55	12	0	0	0	0	11.0	12	11	8	1	2	9	15	4	1	.267

SCHULZE, BRETT AUSTIN... RHP... B-T: R-R... HT: 6-1; WT: 196... BORN: November 24, 1997, Maple Grove, MN... RESIDES: Maple Grove... HOW OBTAINED: Selected by Phillies in 7th round of June 2019 draft... SIGNED BY: Justin Morgenstern... EDUCATION: Attended University of Minnesota... 2016 graduate of Maple Grove HS.

2021: Missed entire season (right elbow surgery)... 2020: Participated in Florida Instructional League... 2019: Began pro career with Gulf Coast League Phillies West (R)... Promoted to Williamsport (A), 7/5... Did not allow a run in his first 13.1 innings between the two levels and the only ER he allowed all season was in his final appearance... Participated in FIL.

YEAR	CLUB	W-L	ERA	G	GS	CG	SHO	SV	IP	H	R	ER	HR	HB	BB	SO	WP	BK	AVG
2019	GCL Phillies-W	1-0	0.00	2	0	0	0	0	3.0	1	0	0	0	0	1	3	1	0	.100
	Williamsport	0-0	0.38	10	5	0	0	1	23.2	21	7	1	1	2	16	34	2	0	.241
2020	Did not pitch																		
2021	Injured – Did not pitch																		
Minors Totals		1-0	0.34	12	5	0	0	1	26.2	22	7	1	1	2	17	37	3	0	.227

SCOTT, PARKER COLE... LHP... B-T: L-L... HT: 6-1; WT: 175... BORN: February 19, 1997, Carrollton, TX... RESIDES: Flower Mound, TX... HOW OBTAINED: Signed by Phillies as a non-drafted free agent, 7/23/21... SIGNED BY: Tommy Field... EDUCATION: 2021 graduate of Oklahoma State University... 2016 graduate of Flower Mound HS.

2021: Did not pitch.

SEELINGER, MATTHEW THOMAS (Matt)... RHP... B-T: R-R... HT: 6-0; WT: 205... BORN: April 19, 1995, Westbury, NY... RESIDES: Levittown, NY... HOW OBTAINED: Selected by Phillies from SF in the minor league Rule 5 draft, 12/8/21; originally selected by PIT in 28th round of June 2017 draft... SIGNED BY: Eddie Charles... EDUCATION: 2017 graduate of Farmingdale State College (NY)... 2013 graduate of Clarke HS (NY).

2021: Spent entire season with Richmond (AA)... Posted a 0.90 ERA (1 ER, 10.0 IP) in his first 9 games... Averaged 14.05 SO/9.0 IP (64 SO, 41.0 IP)... Had at least 1 SO in 32 of his 36 appearances... 2020: Did not pitch... 2019: Began season with Charlotte (A)... Was on the IL, 4/5-18, with a left hamstring strain... Was traded to the SF organization, 5/20... Spent rest of the season with Augusta (A) following the trade... With Augusta, averaged 14.90 SO/9.0 IP (69 SO, 41.2 IP)... 2018: Began season with full-season West Virginia (A)... Was traded to the TB organization in exchange for INF Adeiny Hechavarria and cash, 8/6... Finished year with Bowling Green (A)... Overall, went 10-for-10 in save opportunities, posted a 2.80 ERA (14 ER, 45.0 IP) and averaged 13.40 SO/9.0 IP (67 SO)... 2017: Began professional career with short-season West Virginia (A).

YEAR	CLUB	W-L	ERA	G	GS	CG	SHO	SV	IP	H	R	ER	HR	HB	BB	SO	WP	BK	AVG
2017	West Virginia	0-1	1.80	20	0	0	0	4	30.0	17	7	6	1	0	9	37	3	0	.168
2018	West Virginia	1-3	3.03	28	0	0	0	7	32.2	30	14	11	6	0	11	52	3	0	.236
	Bowling Green	1-0	2.19	8	0	0	0	3	12.1	10	4	3	1	0	5	15	2	0	.217
2019	Charlotte	2-0	10.00	6	0	0	0	0	9.0	10	10	10	1	1	4	7	1	0	.278
	Augusta	1-4	4.97	24	0	0	0	2	41.2	37	30	23	3	1	16	69	6	0	.227
2020	Did not pitch																		
2021	Richmond	3-1	3.07	36	0	0	0	0	41.0	31	15	14	6	0	31	64	7	0	.211
Minors Totals		8-9	3.62	122	0	0	0	16	166.2	135	80	67	18	2	76	244	22	0	.218

SEGOVIA, EDUAR... RHP... B-T: R-R... HT: 6-1; WT: 210... BORN: January 10, 2001, Valencia, VZ... RESIDES: Cabimas, VZ... HOW OBTAINED: Signed by Phillies as an amateur free agent, 5/11/18... SIGNED BY: Rómulo Oliveros.

2021: Pitched for Clearwater (A)... Averaged 12.06 SO/9.0 IP (67 SO, 50.0 IP)... Held LHH to a .192 AVG (14-73) and .219 SLG... Was on the IL, 8/20-end of season, with a right shoulder subluxation... 2020: Participated in Florida Instructional League... 2019: Spent season with Gulf Coast League Phillies West (R)... Held RHH to a .083 AVG (5-62)... 2018: Began pro career with Dominican Summer League Phillies White (R)... Recorded at least 1 SO in each of his 10 relief appearances.

YEAR	CLUB	W-L	ERA	G	GS	CG	SHO	SV	IP	H	R	ER	HR	HB	BB	SO	WP	BK	AVG
2018	DSL Phillies-W	1-2	0.59	10	0	0	0	5	15.1	6	3	1	0	2	10	18	3	0	.118
2019	GCL Phillies-W	1-2	2.43	10	9	0	0	0	29.2	15	11	8	0	3	10	39	1	3	.150
2020	Did not pitch																		
2021	Clearwater	0-3	5.58	17	10	0	0	1	50.0	40	36	31	8	8	31	67	2	0	.215
Minors Totals		2-7	3.79	37	19	0	0	6	95.0	61	50	40	8	13	51	124	6	3	.181

SEGURA, ENRIQUE JUNIOR... RHP... B-T: R-R... HT: 6-3; WT: 175... BORN: December 19, 2004, San Pedro de Macoris, DR... RESIDES: San Pedro de Macoris... HOW OBTAINED: Signed by Phillies as an amateur free agent, 1/15/22... SIGNED BY: Carlos Salas and Bernardo Pérez.

SEVILLA, JEHISBERT AARON... INF... B-T: R-R... HT: 5-11; WT: 150... BORN: March 21, 2003, Maracay, VZ... RESIDES: Maracay... HOW OBTAINED: Signed by Phillies as an amateur free agent, 7/2/19... SIGNED BY: Rafael Álvarez and William Mota.

2021: Began professional career with Dominican Summer League Phillies White (R)... Defensively, made starts at 2nd base (14), 3rd base (6) and SS (19)... At 2nd base, did not make an error in 65 total chances while helping turn 9 double plays... 2020: Did not play.

YEAR	CLUB	AVG	G	AB	R	H	2B	3B	HR	RBI	SH	SF	HP	BB	SO	SB	CS	OBP	SLG	OPS	E
2020	Did not play																				
2021	DSL Phillies-W	.261	44	138	27	36	10	2	0	22	0	2	5	14	31	3	3	.346	.362	.708	9
Minors Totals		.261	44	138	27	36	10	2	0	22	0	2	5	14	31	3	3	.346	.362	.708	9

SILVA, BRAHIAN JEAN CARLOS... C... B-T: R-R... HT: 5-10; WT: 170... BORN: December 30, 2002, Puerto Cabello, VZ... RESIDES: Puerto Cabello... HOW OBTAINED: Signed by Phillies as an amateur free agent, 7/2/19... SIGNED BY: Rafael Álvarez and Rómulo Oliveros.

2021: Played for Dominican Summer League Phillies Red and White (R) in first professional season... Caught 35.3% (6-17) of base runners attempting to steal... 2020: Did not play.

YEAR	CLUB	AVG	G	AB	R	H	2B	3B	HR	RBI	SH	SF	HP	BB	SO	SB	CS	OBP	SLG	OPS	E
2020	Did not play																				
2021	DSL Phillies-R	.143	3	7	0	1	0	0	0	1	0	0	0	1	2	0	0	.250	.143	.393	0
	DSL Phillies-W	.088	19	34	1	3	1	0	0	2	0	0	10	7	0	1	.295	.118	.413	2	
	DSL Combined	.098	22	41	1	4	1	0	0	3	0	0	11	9	0	1	.288	.122	.410	2	
Minors Totals		.098	22	41	1	4	1	0	0	3	0	0	0	11	9	0	1	.288	.122	.410	2

SIMMONS, KENDALL LOGAN... INF... B-T: R-R... HT: 6-2; WT: 210... BORN: April 11, 2000, Macon, GA... RESIDES: Macon... HOW OBTAINED: Selected by Phillies in 6th round of June 2018 draft... SIGNED BY: Aaron Jersild... EDUCATION: 2018 graduate of Tattnall Square Academy (GA).

2021: Played for Clearwater (A), where he posted an .867 OPS in 136 PA against RHP... Homered in both games of a doubleheader, 7/1 vs St. Lucie... Was on the IL, 7/9-8/27, with a concussion... Had a rehab assignment to Florida Complex League Phillies (R)... Defensively, made starts at 2nd base (12), 3rd base (24) and SS (8)... Participated in Florida Instructional League... 2020: Participated in FIL... Played for Adelaide in the Australian Baseball League... 2019: Spent season with Williamsport (A)... Named a New York-Penn League All-Star and started in the ASG at 2nd base... Led the NYPL in SLG (.520), was T-2nd in HR and 5th in OPS... Selected as Phillies Minor League Hitter of the Month for August... Twice named Phillies Minor League Player of the Week: 8/5-11 and 8/12-18... Slashed .278/.398/.646 with 7 HR in August... Homered 6 times in 9 games, 7/27-8/7... Participated in FIL... 2018: Began professional career with Gulf Coast League Phillies East (R)... Made 31 starts at SS... Slugged his first 2 pro home runs in back-to-back games of a doubleheader, 8/9 against GCL Tigers West... Participated in FIL.

YEAR	CLUB	AVG	G	AB	R	H	2B	3B	HR	RBI	SH	SF	HP	BB	SO	SB	CS	OBP	SLG	OPS	E
2018	GCL Phillies-E	.232	32	95	21	22	7	0	3	11	0	1	8	9	30	2	4	.345	.400	.745	9
2019	Williamsport	.234	51	171	31	40	7	3	12	34	1	5	8	20	54	5	6	.333	.520	.854	7
2020	Did not play																				
2021	Clearwater	.226	41	137	20	31	10	2	6	15	0	0	6	13	38	4	2	.321	.460	.781	11
	FCL Phillies	.200	5	10	1	2	1	0	0	1	0	0	1	3	3	3	0	.429	.300	.729	0
Minors Totals		.230	129	413	73	95	25	5	21	61	1	6	23	45	125	14	12	.335	.467	.802	27

* League leader

SINGER, JEFFREY MICHAEL (Jeff)... LHP... B-T: L-L... HT: 5-11; WT: 200... **BORN:** September 13, 1993, Philadelphia, PA... **RESIDES:** Mount Laurel, NJ... **HOW OBTAINED:** Signed by Phillies as a non-drafted free agent, 10/15/15... **SIGNED BY:** Rowland George... **EDUCATION:** 2015 graduate of Rutgers University-Camden (NJ); also attended Monmouth University (NJ) and Gloucester County College (NJ)... 2011 graduate of Holy Cross Prep Academy (NJ)... **MISC:** In 2013 at GCC, was named National Junior College Athletic Association Division III Player of the Year by the American Baseball Coaches Association... That same season, helped his team win the NJCAA Division III national championship.

2021: Spent entire season with Lehigh Valley (AAA), leading the club in appearances (44)... His 44 games were also T-1st among all Phillies minor league pitchers and T-9th among Triple-A East pitchers... Averaged 11.38 SO/9.0 IP (67 SO, 53.0 IP)... Allowed just 2 HR to the 238 batters he faced... Had at least 1 SO in each of his last 21 games (7/23-end of season), totaling 38 SO in 27.2 IP during that streak... Held LHH to a .231 AVG (15-65) and .277 SLG... Following the season, pitched for Hermosillo in the Mexican Pacific Winter League... **2020:** Appeared in 2 spring training games with the Phillies... Was added to the club's player pool roster, 9/6, and remained there for the rest of the season... **2019:** Spent season with Reading (AA)... His 74 SO were T-6th among Eastern League relievers... Posted a 0.99 WHIP... LHH slashed .169/.208/.236 against him... Following the season, pitched for Santurce in the Puerto Rican Winter League... **2018:** Was T-3rd in saves (15) among all Phillies minor league pitchers... Converted all 15 of his save opportunities and combined to hold RHH to a .197 AVG (26-132)... Began season with Clearwater (A)... Was on the IL, 5/3-11 (left triceps strain)... Promoted to Reading, 5/30... Promoted to Lehigh Valley, 8/16... Transferred to Reading, 8/25, and promoted to Lehigh Valley on 8/31 for remainder of season... After the season, pitched for Cibao in the Dominican Winter League... **2017:** Began season with Clearwater... Selected as a Florida State League midseason and postseason All-Star... Ranked T-1st in the FSL in saves (19) and 2nd in games finished (33)... Averaged 11.88 SO/9.0 IP with Clearwater... Held LHH to a .188 AVG (9-48) and RHH to a .165 AVG (21-127)... FSL opponents hit .109 (5-46) with RISP against him... Following the All-Star break, posted a 1.13 ERA (2 ER, 16.0 IP) with 26 SO in 13 relief appearances... Promoted to Reading on 7/27 for remainder of season... Overall, converted 21 of his 23 save opportunities (91.3%)... **2016:** Began season with Williamsport (A)... Promoted to Lakewood (A), 7/2... Started pro career with a 17.2-inning scoreless streak between Williamsport and Lakewood... With Lakewood, held opponents to a .132 AVG (9-68)... LHH were 0-for-18 against him... Promoted to Clearwater on 8/4 for remainder of season... Following the season, pitched for Scottsdale in the Arizona Fall League... **2015:** Pitched for Camden in the independent Atlantic League.

YEAR	CLUB	W-L	ERA	G	GS	CG	SHO	SV	IP	H	R	ER	HR	HB	BB	SO	WP	BK	AVG
2015	Camden (Ind.)	1-4	5.26	13	6	0	0	0	49.2	51	32	29	5	6	30	30	1	0	---
2016	Williamsport	0-0	0.00	4	0	0	0	0	6.2	2	0	0	0	0	0	9	0	0	.087
	Lakewood	2-0	0.43	9	0	0	0	0	21.0	9	2	1	0	0	6	27	1	0	.132
	Clearwater	0-1	4.97	10	0	0	0	0	12.2	13	7	7	1	0	6	10	1	0	.271
2017	Clearwater	5-2	2.34	37	0	0	0	#19	50.0	30	13	13	4	3	28	66	4	0	.171
	Reading	0-2	5.54	12	0	0	0	2	13.0	11	9	8	1	2	9	12	4	0	.220
2018	Clearwater	0-3	3.86	13	0	0	0	3	16.1	16	11	7	2	0	4	17	0	0	.262
	Reading	1-2	2.70	27	0	0	0	12	33.1	20	11	10	1	3	19	38	1	0	.175
	Lehigh Valley	0-1	19.64	4	1	0	0	0	3.2	5	8	8	1	0	4	0	0	0	.313
2019	Reading	7-0	2.34	42	0	0	0	3	61.2	39	21	16	3	6	22	74	2	1	.180
2020	Did not pitch																		
2021	Lehigh Valley	3-3	4.75	44	0	0	0	3	53.0	51	30	28	2	4	26	67	5	0	.254
Minors Totals		18-14	3.25	202	1	0	0	42	271.1	196	112	98	15	18	124	320	18	1	.201

Tied for league lead

SKIRROW, NOAH SMITH DANIEL... RHP... B-T: R-R... HT: 6-1; WT: 225... **BORN:** July 21, 1998, Cambridge, Ontario, Canada... **RESIDES:** Hamilton, Ontario, Canada... **HOW OBTAINED:** Signed by Phillies as a non-drafted free agent, 6/15/20... **SIGNED BY:** Kellan McKeon... **EDUCATION:** Attended Liberty University (VA)... 2017 graduate of Cardinal Newman Catholic Secondary School (St. John Henry Newman Catholic Secondary School) in Canada... **MISC:** In 2019, led the Atlantic Sun Conference with 11.50 SO/9.0 IP (98 SO, 76.2 IP).

2021: Began professional career with Jersey Shore (A)... Was on the IL, 6/18-7/16 (right biceps tendinitis), which included a rehab assignment to Florida Complex League Phillies (R)... Promoted to Reading (AA), 7/23, and transferred to Jersey Shore, 9/7... Overall, struck out 60 in 58.0 innings... In 8 relief appearances, posted a 3.13 ERA (8 ER, 23.0 IP)... **2020:** Participated in Florida Instructional League.

YEAR	CLUB	W-L	ERA	G	GS	CG	SHO	SV	IP	H	R	ER	HR	HB	BB	SO	WP	BK	AVG
2020	Did not pitch																		
2021	Jersey Shore	0-2	3.73	9	6	0	0	0	31.1	26	14	13	2	3	16	40	3	0	.224
	FCL Phillies	0-0	0.00	2	1	0	0	0	3.0	1	0	0	0	0	2	2	0	0	.125
	Reading	1-3	5.70	7	3	0	0	0	23.2	29	17	15	5	0	9	18	1	0	.284
Minors Totals		1-5	4.34	18	10	0	0	0	58.0	56	31	28	7	3	27	60	4	0	.248

SORIANO, CHRISTOPHER... LHP... B-T: L-L... HT: 6-2; WT: 185... BORN: September 17, 2001, Nigua, DR... RESIDES: Nigua... HOW OBTAINED: Signed by Phillies as an amateur free agent, 2/12/19... SIGNED BY: Luis García and Carlos Salas.

2021: Began season with Florida Complex League Phillies (R)... Promoted to Clearwater (A), 8/3... Was on the COVID-related IL, 9/8-end of season... Participated in Florida Instructional League... 2020: Participated in FIL... 2019: Began professional career with Dominican Summer League Phillies Red (R).

YEAR	CLUB	W-L	ERA	G	GS	CG	SHO	SV	IP	H	R	ER	HR	HB	BB	SO	WP	BK	AVG	
2019	DSL Phillies-R	1-2	3.50	13	12	0	0	0	46.1	43	26	18	2	7	27	34	7	1	.253	
2020	Did not pitch																			
2021	FCL Phillies	1-1	9.00	5	0	0	0	0	7.0	7	9	7	0	0	10	7	4	0	.250	
	Clearwater	0-0	8.38	4	2	0	0	0	9.2	12	9	9	2	0	6	6	3	2	.308	
Minors Totals		2-3	4.86	22	14	0	0	0	63.0	62	44	34	4	7	43	47	14	3	.262	

SOSA, JOHN VALENTIN... LHP... B-T: L-L... HT: 6-3; WT: 200... BORN: February 14, 2003, Higüey, DR... RESIDES: Higüey... HOW OBTAINED: Signed by Phillies as an amateur free agent, 1/15/22... SIGNED BY: Bernardo Pérez.

SOTO, MARCO ANTONIO... INF... B-T: S-R... HT: 5-11; WT: 145... BORN: March 8, 2004, Maturín, VZ... RESIDES: Puerto La Cruz, VZ... HOW OBTAINED: Signed by Phillies as an amateur free agent, 1/15/21... SIGNED BY: Rafael Álvarez and Ebert Velásquez.

2021: Began professional career with Dominican Summer League Phillies Red (R)... Made starts at 2nd base (21) and SS (1).

YEAR	CLUB	AVG	G	AB	R	H	2B	3B	HR	RBI	SH	SF	HP	BB	SO	SB	CS	OBP	SLG	OPS	E
2021	DSL Phillies-R	.174	23	69	14	12	2	0	0	2	2	0	4	8	16	4	0	.296	.203	.499	4

STEPHEN, JOSHUA MICHAEL (Josh)... OF... B-T: L-L... HT: 5-11; WT: 190... BORN: September 22, 1997, Los Angeles, CA... RESIDES: Newport Beach, CA... HOW OBTAINED: Selected by Phillies in 11th round of June 2016 draft... SIGNED BY: Demerius Pittman... EDUCATION: 2016 graduate of Mater Dei HS (CA).

2021: Began season with Lehigh Valley (AAA)... Transferred to Reading (AA), 5/7, and remained there for rest of season... Ranked T-4th in SF (6) among Double-A Northeast hitters... Named Double-A Northeast Player of the Week, 7/5-11... At Reading, posted a .294/.405/.424 slash line in 111 PA with RISP... Was 1 of 8 Phillies minor league players to appear in at least 100 games...

2020: Appeared in a spring training game with the Phillies, 2/25 at PIT... 2019: Spent entire season with Reading... Was 2nd in the Eastern League in SLG and OPS, 3rd in XBH (47) and T-4th in doubles & triples... Slashed .292/.361/.510 with 10 HR against RHP... Named Phillies Minor League Player of the Week, 5/27-6/2... Following the season, played for Scottsdale in the Arizona Fall League... 2018: Spent entire season with Lakewood (A)... Made starts at each outfield position: 78 in LF, 12 in RF and 2 in CF... Batted .302 (42-139) overall in the 6th inning or later... Appeared in 1 postseason game... 2017: Spent entire season with Williamsport (A)... Ranked 4th in the New York-Penn League in games, 5th in AB and T-5th in triples... Batted .345 (19-55) with RISP... Hit .462 (12-26) with RISP and 2 outs... Participated in Florida Instructional League... 2016: Began professional career with Gulf Coast League Phillies (R)... Hit first pro HR and drove in 5 runs, 7/15 vs GCL Yankees... Batted .308 (16-52) with RISP... Participated in FIL.

YEAR	CLUB	AVG	G	AB	R	H	2B	3B	HR	RBI	SH	SF	HP	BB	SO	SB	CS	OBP	SLG	OPS	E	
2016	GCL Phillies	.253	44	162	21	41	7	3	2	26	1	0	3	18	39	6	6	.339	.370	.709	4	
2017	Williamsport	.247	64	239	23	59	12	5	2	28	1	1	0	12	50	4	3	.282	.364	.646	6	
2018	Lakewood	.242	99	314	28	76	17	2	4	35	0	2	19	71	4	1	.288	.347	.635	4		
2019	Reading	.271	113	362	48	98	29	6	12	47	0	0	1	39	110	7	6	.342	.483	.826	2	
2020	Did not play																					
2021	Lehigh Valley	.000	3	8	1	0	0	0	0	0	0	0	0	2	2	0	0	.200	.000	.200	0	
	Reading	.208	97	317	34	66	15	2	8	44	0	6	5	42	87	5	3	.305	.344	.649	2	
Minors Totals		.243	420	1402	155	340	80	18	28	180	2	10	11	132	359	26	19	.311	.385	.696	18	

STEWART, DEVAN JORDAN (D.J.)... INF... B-T: R-R... HT: 6-1; WT: 225... BORN: February 2, 1999, St. Louis, MO... RESIDES: St. Louis... HOW OBTAINED: Selected by Phillies in 39th round of June 2017 draft... SIGNED BY: Justin Munson... EDUCATION: 2017 graduate of Westminster Christian Academy (MO).

2021: Among all Phillies minor league players, ranked 2nd in RBI (63) and T-4th in hits (95)... Began season with Clearwater (A)... Was on the IL with a left hamstring strain, 5/28-6/8... Promoted to Jersey Shore (A), 6/9... Posted a 20-game on-base streak (.360 OBP) from 8/17-9/12... Combined to hit .313 (35-112) with RISP... Defensively, made starts at 1st base (56) and 3rd base (33)...

2020: Did not play... 2019: Spent season with Williamsport (A)... Batted .294 (10-34) with a .375 OBP in August... 2018: Spent entire season with Gulf Coast League Phillies West (R)... Made 31 starts at 3rd base... 2017: Began professional career with GCL Phillies... Slugged first pro HR, 8/3 at GCL Yankees East... Participated in Florida Instructional League.

YEAR	CLUB	AVG	G	AB	R	H	2B	3B	HR	RBI	SH	SF	HP	BB	SO	SB	CS	OBP	SLG	OPS	E	
2017	GCL Phillies	.195	16	41	4	8	1	0	1	5	0	0	0	4	12	1	0	.267	.293	.559	4	
2018	GCL Phillies-W	.281	36	114	18	32	8	0	0	16	1	1	2	11	31	1	1	.352	.351	.702	8	
2019	Williamsport	.264	39	125	11	33	11	1	0	11	0	3	2	10	31	3	4	.321	.368	.689	2	
2020	Did not play																					
2021	Clearwater	.353	17	68	9	24	3	0	3	21	0	0	1	6	13	1	1	.413	.529	.942	0	
	Jersey Shore	.245	77	290	34	71	10	3	11	42	0	4	4	24	66	5	1	.307	.414	.721	10	
Minors Totals		.263	185	638	76	168	33	4	15	95	1	8	9	55	153	11	7	.327	.398	.725	24	

STOKES, MADISON COURTNEY... INF... B-T: R-R... HT: 6-2; WT: 205... BORN: April 25, 1996, Columbia, SC... RESIDES: Winnsboro, SC... HOW OBTAINED: Selected by Phillies in 10th round of June 2018 draft... SIGNED BY: Aaron Jersild... EDUCATION: 2018 graduate of University of South Carolina... 2014 graduate of AC Flora HS (SC)... MISC: Originally selected by NYY in 40th round of June 2014 draft, but did not sign.

2021: Spent entire season with Reading (AA)... Posted a .318/.354/.602 slash line with 7 2B, 6 HR, 17 RBI, 19 R in 23 June games... Named Phillies Minor League Defender of the Month for June... Defensively, made starts at 1st base (33), 2nd base (12), 3rd base (25), SS (3), LF (12) and RF (8)... Was on the IL with a right groin strain, 8/31-end of season... **2020:** Did not play... **2019:** Spent season with Clearwater (A)... Batted .298 (25-84) with 11 XBH in April... Slashed .290/.317/.510 against LHP... Had 26 multi-hit games... **2018:** Made professional debut with Gulf Coast League Phillies West (R)... Appeared in 5 games with GCL Phillies East before being promoted to Williamsport (A), 7/11... Combined to hit .299 (58-194) with an .805 OPS... Reached base safely in 21 of his 22 games with Williamsport... Promoted to Lakewood (A), 8/3, for remainder of season... Defensively, made starts at 1st base (44) and 3rd base (7)... Participated in Florida Instructional League.

YEAR	CLUB	AVG	G	AB	R	H	2B	3B	HR	RBI	SH	SF	HP	BB	SO	SB	CS	OBP	SLG	OPS	E
2018	GCL Phillies-W	.000	1	1	1	0	0	0	0	0	0	0	1	0	0	0	0	.500	.000	.500	0
	GCL Phillies-E	.375	5	16	4	6	2	1	0	3	0	0	0	1	2	0	0	.412	.625	1.037	0
	Williamsport	.338	22	77	16	26	8	1	1	11	0	0	1	15	16	1	1	.452	.506	.958	1
	Lakewood	.260	27	100	12	26	4	1	1	11	0	1	1	4	23	0	0	.292	.350	.642	4
2019	Clearwater	.242	110	418	38	101	21	2	10	42	1	2	6	21	108	0	4	.286	.373	.660	10
2020	Did not play																				
2021	Reading	.240	94	342	41	82	20	2	11	40	0	3	3	31	104	2	2	.306	.406	.712	7
Minors Totals		.253	259	954	112	241	55	7	23	107	1	6	12	72	253	3	7	.311	.397	.708	22

SULLIVAN IV, WILLIAM DONALD (Billy)... RHP... B-T: R-R... HT: 6-1; WT: 195... BORN: April 16, 1999, New Castle, DE... RESIDES: New Castle... HOW OBTAINED: Signed by Phillies as a non-drafted free agent, 6/17/20... SIGNED BY: Jeff Zona Jr... EDUCATION: Attended University of Delaware... 2017 graduate of St. Marks HS (DE)... MISC: Originally selected by Phillies in 28th round of June 2017 draft, but did not sign... In 2018, was selected as a Freshman All-American by *Collegiate Baseball* and Perfect Game while also being named Colonial Athletic Association (CAA) Co-Rookie of the Year after leading his team in strikeouts (95) and wins (7).

2021: Began season with Jersey Shore (A)... Promoted to Reading (AA), 5/21... Combined to limit LHH to a .107 AVG (3-28) with 1 XBH (double)... Averaged 13.31 SO/9.0 IP (35 SO, 23.2 IP)... Was on the IL twice: 7/13-19 (right shoulder inflammation) and 8/12-end of season (right biceps strain)... **2020:** Participated in Florida Instructional League.

YEAR	CLUB	W-L	ERA	G	GS	CG	SHO	SV	IP	H	R	ER	HR	HB	BB	SO	WP	BK	AVG
2020	Did not pitch																		
2021	Jersey Shore	0-0	1.59	5	0	0	0	0	5.2	1	1	1	1	0	3	8	0	0	.059
	Reading	1-1	3.00	15	0	0	0	2	18.0	12	8	6	0	6	10	27	4	0	.190
Minors Totals		1-1	2.66	20	0	0	0	2	23.2	13	9	7	1	6	13	35	4	0	.163

SUTERA, THOMAS (Tom)... RHP... B-T: L-R... HT: 6-5; WT: 200... BORN: May 29, 1997, Waterford, CT... RESIDES: Waterford... HOW OBTAINED: Signed by Phillies as a non-drafted free agent, 7/26/18... SIGNED BY: Tom Burns... EDUCATION: Attended Siena College (NY)... 2015 graduate of Waterford HS.

2021: Was on the IL, beginning of season-7/15 (right shoulder strain), which included a rehab assignment to Florida Complex League Phillies (R)... Spent majority of season with Jersey Shore (A)... **2020:** Did not pitch... **2019:** Began season with Williamsport (A)... Promoted to Lakewood (A) on 7/27 for the remainder of the season... Averaged 11.41 SO/9.0 IP (30 SO, 23.2 IP) and walked only 1 with Williamsport... **2018:** Began professional career with Gulf Coast League Phillies West (R).

YEAR	CLUB	W-L	ERA	G	GS	CG	SHO	SV	IP	H	R	ER	HR	HB	BB	SO	WP	BK	AVG
2018	GCL Phillies-W	0-0	1.35	5	0	0	0	1	6.2	6	3	1	0	0	1	8	0	0	.222
2019	Williamsport	1-3	1.90	7	3	0	0	0	23.2	22	8	5	1	0	1	30	0	0	.244
	Lakewood	1-3	4.26	7	3	0	0	0	25.1	25	13	12	0	1	9	24	1	2	.266
2020	Did not pitch																		
2021	FCL Phillies	0-2	9.00	3	2	0	0	0	6.0	11	8	6	2	0	1	7	0	0	.355
	Jersey Shore	4-3	5.89	16	2	0	0	0	36.2	47	26	24	5	6	11	23	3	0	.313
Minors Totals		6-11	4.39	38	10	0	0	1	98.1	111	58	48	8	7	23	92	4	2	.283

TATUM, MCCARTHY JOSEPH... INF/OF... B-T: R-R... **HT:** 6-4; **WT:** 205... **BORN:** May 15, 1996, Clovis, CA... **RESIDES:** Clovis... **HOW OBTAINED:** Selected by Phillies in 10th round of June 2019 draft... **SIGNED BY:** Chris Duffy... **EDUCATION:** 2019 graduate of Fresno State University (CA) and attended San Joaquin Delta College (CA)... 2014 graduate of Clovis HS... **MISC:** Originally selected by MIN in 20th round of June 2014 draft, but did not sign.

2021: Among all Phillies minor league players, finished T-1st in HBP (12) and was 1 of 7 to play in more than 100 games... Began season with Reading (AA)... Transferred to Jersey Shore (A), 7/27... Defensively, made starts at 1st base (6), 3rd base (71), LF (12) and RF (2)... **2020:** Did not play... **2019:** Began professional career with Williamsport (A)... Promoted to Lakewood (A) on 7/10 for remainder of the season... Participated in Florida Instructional League.

YEAR	CLUB	AVG	G	AB	R	H	2B	3B	HR	RBI	SH	SF	HP	BB	SO	SB	CS	OBP	SLG	OPS	E
2019	Williamsport	.326	14	46	6	15	3	1	0	5	0	0	2	5	12	3	3	.415	.435	.850	3
	Lakewood	.233	43	159	15	37	10	1	2	15	0	1	0	16	52	3	2	.301	.346	.647	5
2020	Did not play																				
2021	Reading	.181	59	193	20	35	8	1	7	19	0	3	7	15	74	3	2	.261	.342	.603	4
	Jersey Shore	.201	43	159	15	32	5	0	4	15	0	2	5	17	52	1	0	.295	.308	.603	2
Minors Totals		.214	159	557	56	119	26	3	13	54	0	6	14	53	190	10	7	.295	.341	.636	14

TERAN, SAUL DAVID... RHP... B-T: R-R... **HT:** 6-2; **WT:** 175... **BORN:** March 20, 2002, VZ... **RESIDES:** VZ... **HOW OBTAINED:** Signed by Phillies as an amateur free agent, 2/13/22... **SIGNED BY:** William Mota.

TIRADO, GABRIEL JOSÉ... OF... B-T: L-R... **HT:** 5-10; **WT:** 145... **BORN:** September 6, 2002, Maracay, VZ... **RESIDES:** Maracay... **HOW OBTAINED:** Signed by Phillies as an amateur free agent, 12/4/19... **SIGNED BY:** Jesús Méndez and Ebert Velásquez.

2021: Made professional debut with Dominican Summer League Phillies Red (R)... Made starts at each OF position... **2020:** Did not play.

YEAR	CLUB	AVG	G	AB	R	H	2B	3B	HR	RBI	SH	SF	HP	BB	SO	SB	CS	OBP	SLG	OPS	E
2020	Did not play																				
2021	DSL Phillies-R	.245	21	53	8	13	2	0	0	4	0	1	2	10	17	7	3	.379	.283	.662	0
Minors Totals		.245	21	53	8	13	2	0	0	4	0	1	2	10	17	7	3	.379	.283	.662	0

TOFFEY, WILLIAM TOBIN (Will)... INF... B-T: L-R... **HT:** 6-2; **WT:** 205... **BORN:** December 31, 1994, Barnstable, MA... **RESIDES:** Nashville, TN... **HOW OBTAINED:** Acquired from SF along with cash considerations in exchange for INF/OF Luke Williams, 3/27/22; originally selected by OAK in 4th round of June 2017 draft... **SIGNED BY:** Dillon Tung... **EDUCATION:** Attended Vanderbilt University (TN)... 2014 graduate of Salisbury School (CT)... **MISC:** Selected by BAL in 25th round of June 2016 draft and by NYY in 23rd round of 2014 draft, but did not sign either time.

2021: Split season between Binghamton (AA) in NYM's organization and Sacramento (AAA) in SF's organization... Traded to SF organization on 7/2... Primarily played 1st base and 3rd base... Also saw action at 2nd base and in LF and RF... **2020:** Did not play... **2019:** Spent season with Binghamton, leading the team in walks (50)... Was on the IL twice: 7/1-20 (left hip strain) and 8/25-9/11 (right Achilles tendon strain)... **2018:** Began year with Stockton (A) in OAK's organization... Was on the IL, 4/18-5/30 (left shoulder dislocation)... Acquired by NYM organization along with RHP Bobby Wahl in exchange for RHP Jurjurs Familia on 7/21... Finished season at Binghamton... **2017:** Began professional career with Vermont (A)... Finished 3rd in the New York-Penn League in walks (38), 5th in runs (38) and 6th in OBP (.377).

YEAR	CLUB	AVG	G	AB	R	H	2B	3B	HR	RBI	SH	SF	HP	BB	SO	SB	CS	OBP	SLG	OPS	E
2017	Vermont	.263	57	209	38	55	11	2	1	22	1	3	2	38	45	2	2	.377	.349	.726	10
2018	Stockton	.244	48	164	17	40	8	0	5	32	1	2	1	29	49	0	0	.357	.384	.741	13
	Binghamton	.254	41	134	23	34	12	0	4	19	0	0	1	30	36	2	0	.394	.433	.827	3
2019	Binghamton	.219	91	269	42	59	18	1	5	27	0	1	3	50	90	5	3	.347	.349	.696	10
2020	Did not play																				
2021	Binghamton	.178	34	101	18	18	3	0	6	15	0	1	4	17	47	6	0	.317	.386	.703	0
	Sacramento	.270	31	74	15	20	2	0	2	9	3	0	4	13	39	1	0	.407	.378	.785	1
Minors Totals		.238	302	951	153	226	54	3	23	124	5	7	15	177	306	16	5	.363	.373	.736	37

TONKEL, GAVIN PARK... OF... B-T: R-R... **HT:** 6-2; **WT:** 180... **BORN:** November 6, 2002, Davis, CA... **RESIDES:** Brentwood, CA... **HOW OBTAINED:** Selected by Phillies in 9th round of June 2021 draft... **SIGNED BY:** Jason Waugh... **EDUCATION:** 2021 graduate of Heritage HS (CA).

2021: Began professional career with Florida Complex League Phillies (R)... Participated in Florida Instructional League.

YEAR	CLUB	AVG	G	AB	R	H	2B	3B	HR	RBI	SH	SF	HP	BB	SO	SB	CS	OBP	SLG	OPS	E
2021	FCL Phillies	.261	11	23	5	6	1	0	0	2	0	1	3	4	8	2	1	.419	.304	.723	0

TORRES, NICOLÁS GABRIEL... INF... B-T: R-R... HT: 5-10; WT: 187... BORN: September 23, 1999, Puerto Cabello, VZ... RESIDES: Puerto Cabello... HOW OBTAINED: Signed by Phillies as an amateur free agent, 7/2/16... SIGNED BY: Jesús Méndez.

2021: Began season with Clearwater (A)... Promoted to Jersey Shore (A), 8/14... Reached base safely in all 27 games with Jersey Shore and his 27-game on-base streak was T-2nd for longest among all High-A East hitters... Combined to hit .385 (15-39) against LHP and .300 (30-100) with RISP... Defensively, made starts at 2nd base, 3rd base, SS, LF, CF, RF and made 1 appearance at 1st base... Participated in Florida Instructional League... **2020:** Participated in FIL... **2019:** Spent season with Williamsport (A)... After batting .138 (4-29) in his first 9 games, batted .289 (35-121) over his final 38 contests... Played defensively at 2nd base, 3rd base, SS and in LF... Participated in FIL... **2018:** Named a Gulf Coast League All-Star... Spent entire season with GCL Phillies East (R)... Hit safely in 11 of his first 13 games (.447 AVG)... Batted .318 (14-44) with RISP... Posted a .977 fielding percentage (3 errors in 132 total chances) in 36 games at 2nd base... Participated in FIL... **2017:** Among all Phillies short-season minor leaguers, was 1st in hits (80) and T-1st in AVG (.333) & games (69)... Began professional career with Dominican Summer League Phillies White (R)... Finished T-2nd in the DSL in games, 3rd in hits and T-8th in AVG... Had three 4-hit games... Batted .391 (27-69) with a .926 OPS over 21 August games... Hit .342 (26-76) with RISP... **2016:** Participated in FIL.

YEAR	CLUB	AVG	G	AB	R	H	2B	3B	HR	RBI	SH	SF	HP	BB	SO	SB	CS	OBP	SLG	OPS	E
2017	DSL Phillies-W	.333	69	240	40	80	13	4	0	28	8	1	9	11	31	11	7	.383	.421	.804	9
2018	GCL Phillies-E	.302	39	139	19	42	8	1	1	19	4	0	0	8	27	7	1	.340	.396	.736	3
2019	Williamsport	.260	47	150	21	39	4	0	0	10	2	0	1	13	36	8	2	.323	.287	.610	10
2020	Did not play																				
2021	Clearwater	.239	69	226	32	54	8	2	4	27	1	0	0	35	69	10	4	.341	.345	.686	8
	Jersey Shore	.388	27	103	18	40	4	1	0	14	2	1	1	7	18	5	0	.429	.447	.876	2
Minors Totals		.297	251	858	130	255	37	8	5	98	17	2	11	74	181	41	14	.360	.376	.736	32

TORRES, SANTIAGO... OF... B-T: R-R... HT: 6-0; WT: 165... BORN: September 20, 2002, Barquisimeto, VZ... RESIDES: Barquisimeto... HOW OBTAINED: Signed by Phillies as an amateur free agent, 7/2/19... SIGNED BY: Rafael Álvarez and Franklin Rojas.

2021: Made professional debut with Dominican Summer League Phillies Red (R)... Had 5 OF assists (4 in CF, 1 in LF)... **2020:** Did not play.

YEAR	CLUB	AVG	G	AB	R	H	2B	3B	HR	RBI	SH	SF	HP	BB	SO	SB	CS	OBP	SLG	OPS	E
2020	Did not play																				
2021	DSL Phillies-R	.203	46	143	14	29	5	1	1	13	3	1	2	10	37	5	6	.263	.273	.536	3
Minors Totals		.203	46	143	14	29	5	1	1	13	3	1	2	10	37	5	6	.263	.273	.536	3

TORTOLERO, JOSÉ RAFAEL... INF... B-T: R-R... HT: 5-11; WT: 193... BORN: December 31, 1999, Caracas, VZ... RESIDES: Barquisimeto, VZ... HOW OBTAINED: Signed by Phillies as an amateur free agent, 7/2/16... SIGNED BY: Jesús Méndez.

2021: Shuttled between Jersey Shore (A) and Clearwater (A), but spent most of season with Jersey Shore... Defensively, made starts at 2nd base (26), 3rd base (19) and SS (3)... Helped turn 12 double plays while playing 2nd base (28 G)... **2020:** Did not play... **2019:** Spent season with Gulf Coast League Phillies East (R)... Participated in Florida Instructional League... **2018:** Missed the season (right knee surgery)... **2017:** Began professional career with Dominican Summer League Phillies White (R)... Slugged first pro HR, 6/9 at DSL Brewers... **2016:** Participated in FIL.

YEAR	CLUB	AVG	G	AB	R	H	2B	3B	HR	RBI	SH	SF	HP	BB	SO	SB	CS	OBP	SLG	OPS	E
2017	DSL Phillies-W	.206	67	218	28	45	10	3	1	20	2	1	5	21	40	12	7	.290	.294	.583	20
2018	Injured – Did not play																				
2019	GCL Phillies-E	.214	30	103	16	22	3	1	2	15	1	4	1	4	20	3	1	.241	.320	.561	4
2020	Did not play																				
2021	Jersey Shore	.203	40	118	16	24	2	0	2	10	3	2	2	13	33	4	1	.289	.271	.560	11
	Clearwater	.243	13	37	1	9	1	0	0	4	1	0	2	6	8	0	0	.378	.270	.648	1
Minors Totals		.210	150	476	61	100	16	4	5	49	7	7	10	44	101	19	9	.287	.292	.579	36

URÍAS, MANUEL... RHP... B-T: R-R... HT: 6-6; WT: 220... BORN: March 8, 2001, Ahome, MX... RESIDES: Cereso, MX... HOW OBTAINED: Signed by Phillies as an amateur free agent, 3/7/18... SIGNED BY: Oneri Fleita and Charlie Gastelum.

2021: Pitched for Dominican Summer League Phillies Red (R)... Had the following rankings among DSL pitchers: T-3rd in starts (14), 8th in WHIP (0.90) and 10th in ERA (1.82)... Posted a 10.50 SO/BB ratio (63 SO, 6 BB) and allowed 1 HR to the 214 batters he faced... Named Phillies Minor League Pitcher of the Month for September after posting a 0.69 ERA (2 ER, 26.0 IP), 0.81 WHIP and holding opponents to a .189 AVG (18-95) in 6 starts during the month... Posted a 0.75 ERA (4 ER, 48.0 IP) in his final 11 starts... Following the season, pitched for Los Mochis in the Mexican Pacific Winter League... **2020:** Did not pitch... **2019:** Spent season with DSL Phillies Red... Led the DSL in ERA (1.48) and WHIP (0.75)... In his first 9 starts, posted a 0.65 ERA (3 ER, 41.1 IP) and allowed only 21 hits... Averaged 6.88 SO/BB... **2018:** Began professional career with DSL Phillies Red... Did not allow a HR to 250 total batters faced... Limited opponents to a .088 AVG (3-34) with RISP and 2 outs... Participated in Florida Instructional League.

YEAR	CLUB	W-L	ERA	G	GS	CG	SHO	SV	IP	H	R	ER	HR	HB	BB	SO	WP	BK	AVG
2018	DSL Phillies-R	2-4	1.95	12	11	0	0	0	60.0	56	19	13	0	6	11	44	4	0	.242
2019	DSL Phillies-R	3-3	*1.48	13	13	0	0	0	61.0	38	13	10	3	0	8	55	3	0	.175
2020	Did not pitch																		
2021	DSL Phillies-R	2-2	1.82	14	14	0	0	0	54.1	43	14	11	1	2	6	63	3	0	.211
Minors Totals		7-9	1.75	39	38	0	0	0	175.1	137	46	34	4	8	25	162	10	0	.210

* League leader

SCOUTING & PLAYER DEV.

VALDEZ, WILSON ANDRÉS... INF... B-T: R-R... HT: 6-2; WT: 175... BORN: October 25, 1999, Baní, DR... RESIDES: Baní... **HOW OBTAINED:** Signed by Phillies as an amateur free agent, 4/3/18... **SIGNED BY:** Carlos Salas.

2021: Spent season with Florida Complex League Phillies (R)... Defensively, played 2nd base, 3rd base and SS... **2020:** Did not play... **2019:** Spent majority of season with Dominican Summer League Phillies Red (R) but also played in 3 games for DSL Phillies White... Selected as a DSL All-Star... Batted .322 (55-171) combined in June and July... Recorded 19 multi-hit games... **2018:** Began professional career with DSL Phillies Red... Struck out once every 14.13 PA, the 5th-lowest mark among all qualifying DSL hitters... Defensively, played 3rd base (56 G), 1st base (4 G), SS (1 G) and LF (1 G).

YEAR	CLUB	AVG	G	AB	R	H	2B	3B	HR	RBI	SH	SF	HP	BB	SO	SB	CS	OBP	SLG	OPS	E
2018	DSL Phillies-R	.269	62	208	31	56	8	3	0	20	2	2	12	16	8	5	.313	.337	.649	20	
2019	DSL Phillies-W	.200	3	10	2	2	2	0	0	2	0	1	0	2	0	0	.308	.400	.708	0	
	DSL Phillies-R	.300	54	210	29	63	7	3	3	29	0	4	2	15	30	3	.346	.405	.751	18	
	DSL Combined	.295	57	220	31	65	9	3	3	31	0	5	2	17	32	3	.344	.405	.749	18	
2020	Did not play																				
2021	FCL Phillies	.227	31	44	5	10	1	2	0	4	0	1	3	4	8	0	.327	.341	.668	4	
Minors Totals		.278	150	472	67	131	18	8	3	55	2	8	7	33	56	11	12	.329	.369	.698	42

VAN SCOYOC, SPENCER JAMES... LHP... B-T: L-L... HT: 6-4; WT: 210... BORN: October 4, 1997, Cedar Rapids, IA... RESIDES: Edmond, OK... **HOW OBTAINED:** Selected by Phillies in 19th round of June 2019 draft... **SIGNED BY:** Ralph Garr Jr... **EDUCATION:** Attended University of Central Oklahoma and Arizona State University... 2016 graduate of Thomas Jefferson HS (IA)... **MISC:** Originally selected by TOR in 19th round of June 2016 draft, but did not sign... **PERSONAL:** His brother, Connor, is a pitcher in the LAA organization.

2021: Was on the IL twice: beginning of season-9/1 (left UCL injury) and 9/18-end of season (left elbow sprain)... His first IL stint included a rehab assignment to Florida Complex League Phillies (R)... Made 3 starts with Clearwater (A) in September... **2020:** Did not pitch... **2019:** Began pro career with Gulf Coast League Phillies East (R)... Promoted to Williamsport (A), 7/5... Participated in Florida Instructional League.

YEAR	CLUB	W-L	ERA	G	GS	CG	SHO	SV	IP	H	R	ER	HR	HB	BB	SO	WP	BK	AVG
2019	GCL Phillies-E	0-0	4.50	2	0	0	0	0	2.0	2	1	1	0	0	3	2	0	0	.250
	Williamsport	4-4	6.30	10	3	0	0	0	20.0	19	21	14	0	5	21	19	5	0	.253
2020	Did not pitch																		
2021	FCL Phillies	0-0	0.00	4	4	0	0	0	6.0	1	0	0	0	0	4	9	0	0	.056
	Clearwater	0-0	4.26	3	3	0	0	0	6.1	3	3	3	0	1	7	11	0	1	.143
Minors Totals		4-4	4.72	19	10	0	0	0	34.1	25	25	18	0	6	35	41	5	1	.205

VARGAS, VÍCTOR DANIEL... RHP... B-T: R-R... HT: 6-1; WT: 200... BORN: September 3, 2000, Cartagena, Colombia... RESIDES: Cartagena... **HOW OBTAINED:** Signed by Phillies as an amateur free agent, 7/2/17... **SIGNED BY:** Rómulo Oliveros.

2021: His 8 wins overall were T-1st among all Phillies minor league pitchers... Began season with Clearwater (A)... Named Phillies Minor League Co-Pitcher of the Month for June... Posted a 2.11 ERA (5 ER, 21.1 IP) and 1.03 WHIP with 2 saves in 5 June games (3 starts)... Made 1 start with Lehigh Valley (AAA), 7/25... Joined Jersey Shore (A), 7/31... Participated in Florida Instructional League... **2020:** Participated in FIL... **2019:** Began season with Gulf Coast League Phillies East (R)... Promoted to Williamsport (A) on 8/9 for remainder of the season... In his 8 starts overall, posted a 0.91 ERA (3 ER, 29.2 IP)... Allowed 1 ER or none in 9 of 11 appearances... **2018:** Began professional career with GCL Phillies West... Participated in FIL... **2017:** Participated in FIL.

YEAR	CLUB	W-L	ERA	G	GS	CG	SHO	SV	IP	H	R	ER	HR	HB	BB	SO	WP	BK	AVG
2018	GCL Phillies-W	1-4	6.00	10	9	0	0	0	45.0	62	37	30	8	5	11	34	5	0	.332
2019	GCL Phillies-E	1-1	1.44	7	6	0	0	0	25.0	26	4	4	1	0	4	15	3	0	.274
	Williamsport	2-0	1.84	4	2	0	0	0	14.2	15	3	3	0	0	8	11	0	0	.288
2020	Did not pitch																		
2021	Clearwater	4-1	3.62	13	6	0	0	2	49.2	49	27	20	4	3	12	54	6	0	.254
	Lehigh Valley	1-0	0.00	1	1	0	0	0	5.0	2	0	0	0	0	2	3	0	0	.118
	Jersey Shore	3-4	10.47	8	8	0	0	0	32.2	48	39	38	7	4	17	31	4	0	.350
Minors Totals		12-10	4.97	43	32	0	0	2	172.0	202	110	95	20	12	54	148	18	0	.297

VASQUEZ, RANDY... INF... B-T: R-R... HT: 6-0; WT: 175... BORN: December 16, 2002, San Pedro de Macoris, DR... RESIDES: San Pedro de Macoris... **HOW OBTAINED:** Signed by Phillies as an amateur free agent, 7/2/19... **SIGNED BY:** Bernardo Pérez and Carlos Salas.

2021: Began professional career with Dominican Summer League Phillies Red (R)... Defensively, made starts at 1st base, 2nd base and 3rd base... **2020:** Did not play.

YEAR	CLUB	AVG	G	AB	R	H	2B	3B	HR	RBI	SH	SF	HP	BB	SO	SB	CS	OBP	SLG	OPS	E
2020	Did not play																				
2021	DSL Phillies-R	.240	40	121	13	29	4	1	0	14	2	1	0	17	38	5	2	.331	.289	.620	9
Minors Totals		.240	40	121	13	29	4	1	0	14	2	1	0	17	38	5	2	.331	.289	.620	9

VELÁSQUEZ, GIUSEPPE GREGORI... RHP... B-T: R-R... HT: 6-0; WT: 195... BORN: April 30, 2003, Porlamar, VZ... RESIDES: Porlamar... HOW OBTAINED: Signed by Phillies as an amateur free agent, 7/2/19... SIGNED BY: Rafael Álvarez and Ebert Velásquez.

2021: Began professional career with Dominican Summer League Phillies White (R)... Among DSL pitchers, finished T-3rd in starts (14)... Posted a 1.50 ERA (2 ER, 12.0 IP) in his first 3 starts... Following the season, pitched for Zulia in the Venezuelan Winter League... 2020: Did not pitch.

YEAR	CLUB	W-L	ERA	G	GS	CG	SHO	SV	IP	H	R	ER	HR	HB	BB	SO	WP	BK	AVG
2020	Did not pitch																		
2021	DSL Phillies-W	1-2	2.75	14	14	0	0	0	52.1	50	25	16	3	0	19	56	3	2	.249
Minors Totals		1-2	2.75	14	14	0	0	0	52.1	50	25	16	3	0	19	56	3	2	.249

VENTURA, EZEQUIEL JOSÉ... RHP... B-T: R-R... HT: 6-0; WT: 155... BORN: June 20, 2002, Maracaibo, VZ... RESIDES: Maracaibo... HOW OBTAINED: Signed by Phillies as an amateur free agent, 8/7/18... SIGNED BY: Rafael Álvarez and Rómulo Oliveros.

2021: Spent season with Dominican Summer League Phillies Red (R)... Did not allow a HR to the 133 batters he faced... Held RHH to a .198 AVG (16-81) and .259 SLG... 2020: Did not pitch... 2019: Began professional career with DSL Phillies Red.

YEAR	CLUB	W-L	ERA	G	GS	CG	SHO	SV	IP	H	R	ER	HR	HB	BB	SO	WP	BK	AVG
2019	DSL Phillies-R	0-1	9.00	2	0	0	0	0	3.0	5	3	3	1	0	0	2	1	0	.385
2020	Did not pitch																		
2021	DSL Phillies-R	3-1	3.45	16	2	0	0	2	31.1	23	12	12	0	3	18	34	4	0	.207
Minors Totals		3-2	3.93	18	2	0	0	2	34.1	28	15	15	1	3	18	36	5	0	.226

VIARS, JORDAN LEE... OF... B-T: L-L... HT: 6-4; WT: 215... BORN: July 18, 2003, Plano, TX... RESIDES: Prosper, TX... HOW OBTAINED: Selected by Phillies in 3rd round of June 2021 draft... SIGNED BY: Tommy Field... EDUCATION: 2021 graduate of Rick Reedy HS (TX)... MISC: As a senior, was selected by *The Dallas Morning News* as District 9-5A Offensive Player of the Year.

2021: Began professional career with Florida Complex League Phillies (R)... Homered in each of his final 2 games, including a grand slam on 9/17 at FCL Blue Jays... Defensively, made starts at 1st base and in LF... Participated in Florida Instructional League.

YEAR	CLUB	AVG	G	AB	R	H	2B	3B	HR	RBI	SH	SF	HP	BB	SO	SB	CS	OBP	SLG	OPS	E
2021	FCL Phillies	.255	22	47	13	12	1	0	3	18	0	3	3	11	12	2	0	.406	.468	.874	6

VICUÑA, KEVIN ALEJANDRO... INF... B-T: R-R... HT: 6-1; WT: 170... BORN: January 14, 1998, Puerto La Cruz, VZ... RESIDES: Orlando, FL... HOW OBTAINED: Signed by Phillies as a minor league free agent, 12/20/21; originally signed by TOR as an amateur free agent, 7/2/14.

2021: Spent most of year with New Hampshire (AA)... Had 2 stints with Buffalo (AAA): 6/18-7/1 and 7/8-12... Defensively, made starts at 1st base (18), 2nd base (16), 3rd base (17) and SS (27)... 2020: Did not play... 2019: Spent majority of season with Dunedin (A)... Appeared in 3 games with Buffalo in late August... 2018: Played for Lansing (A)... Named a Midwest League midseason All-Star... Was on the IL, 7/27-end of season (sprained right finger)... Following the season, played for Aragua in the Venezuelan Winter League... 2017: Began season with Dunedin... Also played for Vancouver (A) and Lansing... 2016: Spent entire year with Gulf Coast League Blue Jays (R)... Finished 2nd in the GCL in HBP (11)... 2015: Began professional career with Dominican Summer League Blue Jays (R)... Was T-3rd in the DSL in HBP (17).

YEAR	CLUB	AVG	G	AB	R	H	2B	3B	HR	RBI	SH	SF	HP	BB	SO	SB	CS	OBP	SLG	OPS	E
2015	DSL Blue Jays	.268	62	250	43	67	3	3	0	20	6	1	17	17	29	10	4	.354	.304	.658	28
2016	GCL Blue Jays	.258	48	178	31	46	5	1	0	14	2	0	11	12	39	11	3	.343	.298	.641	4
2017	Dunedin	.202	26	84	10	17	1	1	0	4	2	0	3	3	19	0	0	.256	.238	.494	13
	Vancouver	.280	46	189	34	53	3	1	0	17	2	2	5	11	36	14	7	.333	.307	.640	12
	Lansing	.340	12	50	6	17	1	1	0	4	0	0	2	2	13	3	2	.389	.400	.789	2
2018	Lansing	.266	89	372	60	99	16	6	2	37	1	0	4	18	56	10	8	.307	.358	.665	20
2019	Dunedin	.250	112	396	55	99	19	4	1	36	2	2	8	30	82	19	9	.314	.326	.640	24
	Buffalo	.429	3	7	3	3	0	1	0	0	1	0	1	0	1	1	0	.500	.714	.214	0
2020	Did not play																				
2021	New Hampshire	.247	76	275	26	68	14	0	2	35	1	4	11	15	68	11	3	.308	.320	.628	11
	Buffalo	.200	6	15	3	3	0	0	0	3	1	0	0	1	3	1	0	.250	.200	.450	2
Minors Totals		.260	480	1816	271	472	62	18	5	170	18	9	62	109	346	80	36	.322	.322	.644	116

VILLAVICENCIO, JUAN ANDRÉS... SS... B-T: L-R... HT: 5-10; WT: 155... BORN: November 24, 2004, Maracaibo, VZ... RESIDES: Maracaibo... HOW OBTAINED: Signed by Phillies as an amateur free agent, 1/15/22... SIGNED BY: Rafael Álvarez and Elvis García.

VILORIA, UZIEL... INF... B-T: S-R... **HT:** 5-9; **WT:** 173... **BORN:** October 6, 2001, Puerto Plata, DR... **RESIDES:** Puerto Plata... **HOW OBTAINED:** Signed by Phillies as an amateur free agent, 6/13/19... **SIGNED BY:** Bernardo Pérez and Carlos Salas.

2021: Shuttled between Florida Complex League Phillies (R) and Clearwater (A)... Made starts at 2nd base and 3rd base... **2020:** Did not play... **2019:** Began professional career with Dominican Summer League Phillies Red (R)... Was on the restricted list, 6/13-7/10.

YEAR	CLUB	AVG	G	AB	R	H	2B	3B	HR	RBI	SH	SF	HP	BB	SO	SB	CS	OBP	SLG	OPS	E
2019	DSL Phillies-R	.236	28	106	10	25	2	2	1	12	1	2	0	8	30	6	4	.284	.321	.605	13
2020	Did not play																				
2021	FCL Phillies	.205	22	39	6	8	2	0	0	7	0	0	0	10	13	3	1	.367	.256	.623	3
	Clearwater	.071	10	28	3	2	0	0	0	0	0	0	1	6	13	0	0	.257	.071	.328	0
Minors Totals		.202	60	173	19	35	4	2	1	19	1	2	1	24	56	9	5	.300	.266	.566	16

VINA, JAVIER DAVID... C... B-T: R-R... **HT:** 5-11; **WT:** 210... **BORN:** March 25, 2002, Puerto La Cruz, VZ... **RESIDES:** Puerto La Cruz... **HOW OBTAINED:** Signed by Phillies as an amateur free agent, 7/2/18... **SIGNED BY:** Rafael Álvarez and William Mota.

2021: Played for Dominican Summer League Phillies Red (R)... **2020:** Did not play... **2019:** Missed entire season with a right shoulder labrum tear.

YEAR	CLUB	AVG	G	AB	R	H	2B	3B	HR	RBI	SH	SF	HP	BB	SO	SB	CS	OBP	SLG	OPS	E
2019	Injured – Did not play																				
2020	Did not play																				
2021	DSL Phillies-R	.143	20	49	5	7	2	0	0	3	1	0	4	5	23	3	1	.276	.184	.460	1
Minors Totals		.143	20	49	5	7	2	0	0	3	1	0	4	5	23	3	1	.276	.184	.460	1

WARREN, ZACHARY WILLIAM (Zach)... LHP... B-T: L-L... **HT:** 6-4; **WT:** 205... **BORN:** June 9, 1996, Vineland, NJ... **RESIDES:** Lebanon, PA... **HOW OBTAINED:** Selected by Phillies in 14th round of June 2017 draft... **SIGNED BY:** Timi Moni... **EDUCATION:** Attended the University of Tennessee... 2014 graduate of St. Augustine Preparatory School (NJ)... **MISC:** Selected by PIT in 23rd round of June 2014 draft, but did not sign.

2021: Attended ML spring training as a non-roster invitee... Spent most of season with Reading (AA), leading the club in appearances (37)... Had a stint with Lehigh Valley (AAA), 6/24-28... At Reading, averaged 14.21 SO/9.0 IP (70 SO, 44.1 IP) while holding opponents to a .177 AVG (28-158) and .285 SLG... Stranded 9 of 12 inherited base runners (75.0%)... While pitching for Reading, posted a sub-3.00 ERA in each calendar month: 2.92 in May, 2.35 in June, 2.38 in July, 2.79 in August and 2.70 in September... Held RHH to a .142 AVG (15-106) with 51 strikeouts at Reading... **2020:** Was a non-roster invitee to ML spring training, but was not on the Phillies' player pool roster... **2019:** Spent season with Clearwater (A)... Was on the IL, 4/17-27, with a concussion... Had a 16.1-inning scoreless streak, 5/26-6/30, during which he struck out 24 batters... Struck out 3 or more batters in 13 of his appearances and at least 1 in 36 of 40... Averaged 12.00 SO/9.0 IP (80 SO, 60.0 IP)... Following the season, pitched for Scottsdale in the Arizona Fall League... **2018:** Spent entire season with Lakewood (A)... Ranked 2nd in the South Atlantic League in saves (15), 4th in games finished (28) and 6th in games (39)... Was 2nd in SO/9.0 IP (15.88) and 3rd in OPP AVG (.172) among qualifying SAL relievers... Named Phillies Minor League Pitcher of the Month for August... Selected as Phillies Minor League Co-Pitcher of the Week, 8/27-9/3... Finished T-3rd in saves among all Phillies minor league pitchers... In 21 games following the All-Star break, posted a 0.68 ERA (2 ER, 26.1 IP) with 56 SO, a .126 OPP AVG and converted all 14 of his save opportunities... Recorded at least 1 strikeout in 38 of his 39 relief appearances... Limited LHH to a .115 AVG (9-78) and .154 SLG... **2017:** Began professional career with Williamsport (A)... Averaged 10.91 SO/9.0 IP (40 SO, 33.0 IP)... Held LHH to a .149 AVG (7-47)... Ended season riding a 14.2-inning scoreless streak, which began on 8/17... Participated in Florida Instructional League.

YEAR	CLUB	W-L	ERA	G	GS	CG	SHO	SV	IP	H	R	ER	HR	HB	BB	SO	WP	BK	AVG	
2017	Williamsport	0-3	3.00	16	0	0	0	0	33.0	29	14	11	0	0	15	40	5	0	.236	
2018	Lakewood	3-2	1.91	39	0	0	0	15	56.2	33	15	12	2	3	28	100	9	0	.172	
2019	Clearwater	1-3	3.30	40	0	0	0	7	60.0	43	25	22	2	1	38	80	15	0	.199	
2020	Did not pitch																			
2021	Reading	1-2	2.64	37	0	0	0	3	44.1	28	17	13	5	1	34	70	8	0	.177	
	Lehigh Valley	0-0	60.75	2	0	0	0	0	1.1	8	9	9	0	0	3	2	1	0	.667	
Minors Totals		5-10	3.09	134	0	0	0	25	195.1	141	80	67	9	5	118	292	38	0	.201	

WETHERBEE, JARED COLE... LHP... B-T: L-L... **HT:** 5-10; **WT:** 205... **BORN:** August 14, 1998, Worcester, MA... **RESIDES:** Fiskdale, MA... **HOW OBTAINED:** Signed by Phillies as a non-drafted free agent, 7/20/21... **SIGNED BY:** Kellan McKeon... **EDUCATION:** 2021 graduate of Elon University (NC)... 2017 graduate of Avon Old Farms (CT).

2021: Began professional career with Florida Complex League Phillies (R)... Promoted to Clearwater (A), 8/20... Overall, struck out 19 of the 44 batters he faced (43.2%) and held opponents to a .310 OPS.

YEAR	CLUB	W-L	ERA	G	GS	CG	SHO	SV	IP	H	R	ER	HR	HB	BB	SO	WP	BK	AVG
2021	FCL Phillies	0-0	0.00	2	0	0	0	0	3.0	2	2	0	0	0	2	4	0	0	.167
	Clearwater	1-0	1.08	8	0	0	0	3	8.1	1	1	1	0	0	4	15	1	0	.038
Minors Totals		1-0	0.79	10	0	0	0	3	11.1	3	3	1	0	0	6	19	1	0	.079

WILSON, ETHAN BRENT... OF... **B-T:** L-L... **HT:** 6-2; **WT:** 213... **BORN:** November 7, 1999, Andalusia, AL... **RESIDES:** Andalusia... **HOW OBTAINED:** Selected by Phillies in 2nd round of June 2021 draft... **SIGNED BY:** Mike Stauffer... **EDUCATION:** Attended University of South Alabama... 2018 graduate of Andalusia HS... **MISC:** During his junior year in 2021, was selected to the All-Sun Belt Conference First Team and posted a .318/.419/.528 slash line with 33 walks to 21 strikeouts... Was a 2021 *Baseball America* Preseason First-Team All-American... In 2019 as a freshman, hit 17 HR with a 1.139 OPS in 56 games while earning several accolades, including being named *Collegiate Baseball* Co-Freshman of the Year and Sun Belt Conference Player of the Year.

2021: Began professional career with Clearwater (A)... Made starts at each OF position... Following the season, was ranked as the No. 5 prospect in the Phillies organization, according to *Baseball America*... Participated in Florida Instructional League.

YEAR	CLUB	AVG	G	AB	R	H	2B	3B	HR	RBI	SH	SF	HP	BB	SO	SB	CS	OBP	SLG	OPS	E
2021	Clearwater	.215	30	107	15	23	4	2	3	17	0	0	0	10	25	2	2	.282	.374	.656	0

WINGROVE, RIXON JAMES... 1B... **B-T:** L-R... **HT:** 6-4; **WT:** 240... **BORN:** May 23, 2000, Newcastle, Australia... **RESIDES:** Newcastle... **HOW OBTAINED:** Signed by Phillies as an amateur free agent, 4/19/18... **SIGNED BY:** Howard Norsetter.

2021: Spent majority of season with Clearwater (A), finishing tied for the team lead in HR (11)... Among Low-A Southeast hitters, ranked T-9th in HR... Homered in 3 straight games, 6/16-18... Was on the suspended list, 7/13-15... Had a multi-HR game, 7/18 vs Dunedin... Was on the COVID-related IL, 8/3-26, which included a rehab assignment to Florida Complex League Phillies (R)... Participated in Florida Instructional League... **2020:** Played for Adelaide in the Australian Baseball League... **2019:** Spent season with Gulf Coast League Phillies West (R)... Named a GCL All-Star... Led the league in at-bats (178) & doubles (17), was 2nd in hits, XBH (24) & total bases (89), T-2nd in games, 6th in SLG, T-9th in HR and 10th in AVG & OPS... Slashed .328/.381/.537 vs RHP... Selected as Phillies Minor League Player of the Week, 7/29-8/4... Participated in FIL... Following the season, played for Adelaide in the ABL... **2018:** Appeared in 23 games for GCL Phillies West... Participated in FIL... Following the season, played for Sydney in the ABL... **2017:** Appeared in 6 games for Sydney in the ABL.

YEAR	CLUB	AVG	G	AB	R	H	2B	3B	HR	RBI	SH	SF	HP	BB	SO	SB	CS	OBP	SLG	OPS	E
2018	GCL Phillies-W	.241	23	79	12	19	5	0	1	8	0	0	0	8	22	1	1	.310	.342	.652	3
2019	GCL Phillies-W	.298	48	*178	28	53	*17	2	5	37	0	2	1	22	38	0	2	.374	.500	.874	8
2020	Did not play																				
2021	Clearwater	.206	79	287	29	59	13	1	11	37	0	2	7	25	98	1	0	.283	.373	.656	9
	FCL Phillies	.158	7	19	3	3	0	0	0	2	0	0	1	5	6	1	0	.360	.158	.518	0
Minors Totals		.238	157	563	72	134	35	3	17	84	0	4	9	60	164	3	3	.319	.401	.720	20

* League leader

WOODWARD, JOHN POWELL (JP)... LHP... **B-T:** L-L... **HT:** 6-6; **WT:** 225... **BORN:** November 13, 1998, Red Bank, NJ... **RESIDES:** Baltimore, MD... **HOW OBTAINED:** Signed by Phillies as a non-drafted free agent, 6/15/20... **SIGNED BY:** Jeff Zona Jr... **EDUCATION:** Attended Lafayette College (PA)... 2017 graduate of The Boys' Latin School of Maryland... **MISC:** In a shortened 2020 collegiate season, recorded a team-best 22 strikeouts over his 4 starts (20.1 IP)... Was named to the Patriot League Academic Honor Roll in each of his 3 seasons at Lafayette.

2021: Began season with Clearwater (A)... Was on the temporarily inactive list, 5/29-31... Promoted to Jersey Shore (A), 6/24... Was on the IL, 7/15-8/20 (left elbow sprain), which included a rehab assignment to Florida Complex League Phillies (R)... In 28 relief appearances overall, posted a 2.97 ERA (12 ER, 36.1 IP)... Participated in Florida Instructional League... **2020:** Did not pitch.

YEAR	CLUB	W-L	ERA	G	GS	CG	SHO	SV	IP	H	R	ER	HR	HB	BB	SO	WP	BK	AVG
2020	Did not pitch																		
2021	Clearwater	1-0	2.08	14	0	0	0	0	17.1	10	5	4	1	1	6	18	0	0	.169
	Jersey Shore	0-0	4.00	13	0	0	0	1	18.0	23	18	8	3	2	9	17	2	0	.299
	FCL Phillies	1-0	0.00	1	0	0	0	0	1.0	0	0	0	0	0	1	0	0	0	.000
Minors Totals		2-0	2.97	28	0	0	0	1	36.1	33	23	12	4	3	15	36	2	0	.237

WYNNE, CAMERON BROOKE (Cam)... RHP... **B-T:** R-R... **HT:** 6-5; **WT:** 230... **BORN:** January 11, 1999, Kearney, NE... **RESIDES:** Lincoln, NE... **HOW OBTAINED:** Selected by Phillies in 20th round of June 2021 draft... **SIGNED BY:** Justin Munson... **EDUCATION:** Attended University of Nebraska, Texas A&M University and Johnson County CC (KS)... 2017 graduate of Lincoln HS.

2021: Made professional debut with Clearwater (A)... Was on the IL, 9/10-17 (right hip strain)... Participated in Florida Instructional League.

YEAR	CLUB	W-L	ERA	G	GS	CG	SHO	SV	IP	H	R	ER	HR	HB	BB	SO	WP	BK	AVG
2021	Clearwater	0-0	6.75	7	0	0	0	1	9.1	12	15	7	1	1	9	10	3	0	.293

YÁNEZ, GABRIEL DAVID... LHP... B-T: L-L... HT: 6-3; WT: 223... BORN: July 22, 1999, El Tigre, VZ... RESIDES: El Tigre... HOW OBTAINED: Signed by Phillies as an amateur free agent, 1/13/17... SIGNED BY: Jesús Méndez.

2021: Began season with Clearwater (A)... Was on the COVID-related IL, 8/3-27, which included a rehab assignment to Florida Complex League Phillies (R)... Promoted to Jersey Shore (A), 8/28... Combined to go 6-0 with a 2.32 ERA (11 ER, 42.2 IP) and averaged 11.81 SO/9.0 IP (56 SO) in 29 relief appearances... Held LHH to a .143 AVG (6-42) with 1 XBH (double)... Had at least 1 SO in 27 of his 29 games... **2020:** Did not pitch... **2019:** Began season with Gulf Coast League Phillies East (R)... Promoted to Williamsport (A) on 8/8 for remainder of season... Allowed 3 ER in his first 19.1 IP (1.40 ERA) between the two levels... **2018:** Appeared in 15 games (3 GS) with GCL Phillies East... Had 33 SO to 3 BB... **2017:** Began professional career with Dominican Summer League Phillies Red (R).

YEAR	CLUB	W-L	ERA	G	GS	CG	SHO	SV	IP	H	R	ER	HR	HB	BB	SO	WP	BK	AVG
2017	DSL Phillies-R	0-0	0.00	3	0	0	0	0	4.0	2	0	0	0	0	0	1	0	0	.154
2018	GCL Phillies-E	0-0	6.43	15	3	0	0	2	35.0	53	26	25	4	2	3	33	2	0	.344
2019	GCL Phillies-E	0-0	1.33	7	3	0	0	0	20.1	17	4	3	0	2	3	14	1	0	.227
	Williamsport	0-1	3.32	5	1	0	0	1	19.0	15	7	7	1	1	5	16	0	1	.211
2020	Did not pitch																		
2021	Clearwater	5-0	2.14	22	0	0	0	1	33.2	33	12	8	5	0	14	46	4	1	.252
	FCL Phillies	0-0	0.00	1	0	0	0	0	1.0	0	0	0	0	0	0	1	0	0	.000
	Jersey Shore	1-0	3.38	6	0	0	0	1	8.0	6	5	3	0	0	4	9	0	0	.207
Minors Totals		6-1	3.42	59	7	0	0	5	121.0	126	54	46	10	5	29	120	7	2	.265

YONAMINE, MICAH TODD... C... B-T: R-R... HT: 6-3; WT: 205... BORN: October 10, 2000, Honolulu, HI... RESIDES: Honolulu... HOW OBTAINED: Selected by Phillies in 29th round of June 2019 draft... SIGNED BY: Demerius Pittman... EDUCATION: 2019 graduate of Iolani HS (HI).

2021: Began season with Clearwater (A)... Was on the COVID-related IL, 7/29-9/2, which included a rehab assignment to Florida Complex League Phillies (R)... Transferred to FCL Phillies, 9/3... Had 20 walks to 7 strikeouts... Defensively, made starts at catcher and 1st base... Participated in Florida Instructional League... **2020:** Participated in FIL... **2019:** Began pro career with Gulf Coast League Phillies East (R)... Participated in FIL.

YEAR	CLUB	AVG	G	AB	R	H	2B	3B	HR	RBI	SH	SF	HP	BB	SO	SB	CS	OBP	SLG	OPS	E
2019	GCL Phillies-E	.159	29	69	8	11	2	0	0	9	0	0	0	8	22	1	1	.247	.188	.435	3
2020	Did not play																				
2021	Clearwater	.211	16	38	6	8	1	0	0	5	2	0	0	18	6	0	0	.464	.237	.701	1
	FCL Phillies	.200	5	10	0	2	2	0	0	3	0	0	1	2	1	0	0	.385	.400	.785	1
Minors Totals		.179	50	117	14	21	5	0	0	17	2	0	1	28	29	1	1	.342	.222	.564	5

ZARBNISKY, BRADEN JAMES... RHP... B-T: L-R... HT: 6-2; WT: 190... BORN: December 26, 1996, Marietta, GA... RESIDES: Marietta... HOW OBTAINED: Signed by Phillies as a non-drafted free agent, 7/21/20... SIGNED BY: Greg Schilz... EDUCATION: 2020 graduate of West Virginia University... 2015 graduate of Pope HS (GA)... MISC: In a shortened 2020 collegiate season, batted a team-best .431 with 3 2B, 2 3B, 9 RBI, 16 runs, 13 SB and a 1.024 OPS in 16 games... His 13 SB ranked T-2nd among all Division I players... Also made 4 scoreless relief appearances (4.2 IP), allowing just 1 hit with 8 strikeouts... As a sophomore in 2017, earned many accolades, including being a finalist for the John Olerud Two-Way Player of the Year Award and being named District II Player of the Year and All-America Third Team by the National Collegiate Baseball Writers Association... Hit .304 (145-477) in his collegiate career while also posting a 3.58 ERA with 114 strikeouts in 108.0 innings over 54 games (8 starts).

2021: Began season with Jersey Shore (A)... Promoted to Reading (AA), 5/15, and to Lehigh Valley (AAA), 7/22... At Reading, had a 6.60 SO/BB ratio... Combined to post a 1.305 WHIP (13 BB, 39 H) in 49.1 innings and held opponents to a .211 AVG (39-185)... Tossed at least 2.0 innings in 16 of his 30 relief appearances... Was on the IL, 8/27-end of season (right elbow strain)... **2020:** Participated in Florida Instructional League.

YEAR	CLUB	W-L	ERA	G	GS	CG	SHO	SV	IP	H	R	ER	HR	HB	BB	SO	WP	BK	AVG
2020	Did not pitch																		
2021	Jersey Shore	1-1	1.69	3	0	0	0	0	5.1	6	1	1	1	0	3	7	0	0	.286
	Reading	4-1	3.26	19	0	0	0	5	30.1	21	12	11	6	0	5	33	2	0	.189
	Lehigh Valley	1-1	7.24	8	0	0	0	0	13.2	12	13	11	4	2	5	11	0	0	.226
Minors Totals		6-3	4.20	30	0	0	0	5	49.1	39	26	23	11	2	13	51	2	0	.211

ZUÑIGA, EDGAR FERNANDO... RHP... B-T: R-R... HT: 6-2; WT: 185... BORN: September 15, 2002, Ciudad Madero, MX... RESIDES: Ciudad Madero... HOW OBTAINED: Signed by Phillies as an amateur free agent, 1/4/20... SIGNED BY: Oneri Fleita, Charlie Gastelum and Jesús Méndez.

2021: Began professional career with Dominican Summer League Phillies White (R)... **2020:** Did not pitch.

YEAR	CLUB	W-L	ERA	G	GS	CG	SHO	SV	IP	H	R	ER	HR	HB	BB	SO	WP	BK	AVG
2020	Did not pitch																		
2021	DSL Phillies-W	3-2	3.47	13	0	0	0	1	23.1	28	15	9	1	1	7	13	4	0	.311
Minors Totals		3-2	3.47	13	0	0	0	1	23.1	28	15	9	1	1	7	13	4	0	.311

GENERAL INFORMATION





LIVE LOOK-INS AND ANALYSIS ON MLB TONIGHT™

LIVE GAMES EVERY WEEK



GO TO FINDMLBNETWORK.COM FOR CHANNEL NUMBER

© 2022 MLB. Major League Baseball trademarks and copyrights are used with permission of Major League Baseball. Visit MLB.com. Any other marks used herein are trademarks of their respective owners.

PHILLIES BROADCASTERS



TOM MCCARTHY

Now in his 22nd season in the big leagues, Tom McCarthy is in the 15th year of his second tour of duty with the Phillies doing television play-by-play. In his first stint with the club, he spent five seasons (2001-05) as the host of the pre- and postgame radio shows, while also doing radio play-by-play. He also hosted his own weekday afternoon-drive show on ESPN Radio 920 AM, which concentrated on local sports. He spent the 2006-07 seasons as a radio broadcaster with the New York Mets on WFAN before returning to the Phillies in November 2007.

A graduate of The College of New Jersey (BA degree in communications), Tom spent six seasons with the Trenton Thunder, the former double-A affiliate of the Boston Red Sox. He was hired as director of public and media relations in 1993 and promoted to assistant general manager in 1996, while also working as one of the team's broadcasters, doing play-by-play on radio and television for CN8.

After the 1999 season, Tom left the Thunder to pursue a full-time career in broadcasting, creating the first local-driven show on ESPN Radio 1680 AM. He also used to work national shows for ESPN Radio.

Tom has done extensive broadcasting for collegiate sports in his career. He currently does NFL games for CBS, baseball for FOX, basketball and college football play-by-play for CBS College Sports Network (formerly CSTV) and NFL and college basketball games for Westwood One, after three years of doing NFL games with Sports USA Radio. Previously, he worked as the radio voice of the Saint Joseph's University men's basketball team (2004-09) and the play-by-play voice for Rutgers University football (2001-03), as well as Princeton University football (1995-2000) and men's basketball (1995-2003).

In 2000, Tom earned a Mid-Atlantic Emmy Award for his work on CN8 and is a two-time winner (2002 & 2004) of the Achievement in Radio Award for Best Local Sports Coverage. He also received the Radio/TV Excellence Award from the New Jersey Sportswriters Association in January 2007 and the Good Guy Award in 2009. He was inducted into the Trenton Baseball Hall of Fame in the summer of 2011 and had the radio booth at Trenton's Waterfront Park named after him. Additionally, he was named the 2013 Sportscaster of the Year by the National Sportscasters and Sportswriters Association. In March 2022, Tom received the Bob Vetrone Award, which recognizes those whose service, professionalism and commitment have made a lasting contribution to the student-athletes and institutions of the Atlantic 10 Conference.

Born in Jersey City, N.J., Tom and his wife Meg live in Allentown, N.J. They have two sons, Patrick and Tommy, and two daughters, Maggie and Kerri. Patrick, a broadcaster for triple-A Lehigh Valley, filled in for his dad for a few games in 2021.



JOHN KRUK

One of the most popular and colorful players in Phillies history, John Kruk rejoined the club's broadcast team in January 2017. He had previously been a color analyst for the team in 2003, the final season at Veterans Stadium.

Prior to rejoining the Phillies broadcast team, John spent 13 years with ESPN as both a color commentator on "Sunday Night Baseball" and a studio analyst for "Baseball Tonight." He also worked for FOX and co-hosted "The Best Damn Sports Show Period." In 2001, he was a hitting coach for the Phillies' double-A team in Reading, Pa., before transitioning to a role assisting the club with suite sales for Citizens Bank Park. John also acted in several films, including the baseball-themed movie, *The Fan*, starring Robert DeNiro and Wesley Snipes.

John played 10 years in the major leagues, six of them with the Phillies, and was a member of the 1993 National League championship team when he posted career bests with a .316 batting average and a .430 on-base percentage. He made three consecutive All-Star teams (1991-93) as a Phillie, which included a memorable at-bat against future Hall of Famer Randy Johnson at the 1993 Midsummer Classic.

The San Diego Padres selected John in the third round of the 1981 draft. At the major league level, he played for the Padres (1986-89), Phillies (1989-94) and Chicago White Sox (1995). John finished his playing career with a .300 batting average, a .397 on-base percentage, 199 doubles, 100 home runs and 592 RBI in 1,200 games.

In 2003, John was selected to the All-Vet Team, which honored the best Phillies to play each position at Veterans Stadium, and he was inducted into the Phillies Wall of Fame in 2011.

John and his wife Melissa live in Naples, Fla., with their son Kyle and daughter Keira.

PHILLIES BROADCASTERS



BEN DAVIS

Ben Davis enters his eighth season in the booth after joining the Phillies broadcast team in February 2015. He previously spent four years as an in-studio baseball analyst for NBC Sports Philadelphia and made occasional appearances on 94.1 WIP's morning show.

A local product, Ben was selected by the San Diego Padres as the second overall pick in the 1995 draft out of Malvern Preparatory School and went on to have a seven-year (1998-2004) major league career with the Padres (1998-2001), Seattle Mariners (2002-04) and Chicago White Sox (2004). Ben converted to pitcher for the final three seasons (2008-10) of his professional career, spent with single-A Sarasota in the Cincinnati Reds organization and the Camden Riversharks of the independent Atlantic League.

Ben currently resides in West Chester, Pa., with his wife Megan and their four children.



RUBEN AMARO JR.

Over the past four decades, Ruben Amaro Jr. has held several positions with the Phillies – general manager, assistant general manager, player, bat boy and now color analyst. Ruben joined the broadcast team in 2020 for select Phillies telecasts and had his role expanded for the 2021 season. In addition, he joined MLB Network as an on-air analyst in March 2022.

A Philadelphia native, Ruben was a batboy for the Phillies from 1980-83 when his father, Ruben Sr., a former shortstop with the club, was first base coach. He is a 1983 graduate of the William Penn Charter School, where he played both baseball and soccer. In 1987, he earned a bachelor's degree in human biology from Stanford University and was a member of the NCAA championship baseball team.

After being selected by the Angels in the 11th round of the June 1987 draft, Ruben made his major league debut with the club in 1991. Following that season, he was traded to his hometown Phillies, where he spent five of his final seven big league seasons (1992-93, 96-98). His only time away was 1994-95, when he played for Cleveland. Ruben played for two league champions – the pennant-winning 1993 Phillies and the 1995 Cleveland club that captured the AL crown. In 1996, he ranked third among National League pinch-hitters with a .387 average.

At the conclusion of the 1998 season, Ruben moved into the Phillies front office as assistant general manager and held that position through 2008 under both Ed Wade and future Hall of Famer Pat Gillick. After the Phillies' World Series win in 2008, Gillick transitioned into a new role and Ruben succeeded him as GM.

In his first year as GM, the Phillies won the NL pennant, making it to the seventh World Series in club history, and the team's 93 wins were the most in 16 years (97 wins in 1993). Following the season, Ruben was named Executive of the Year by the Philadelphia Sports Writers Association (PSWA) and the Phillies were honored as both the Team of the Year by the PSWA and Organization of the Year by *Baseball America*. Over a two-year span (2010-11), he constructed a team that had the best records (97-65 and 102-60, respectively) in the major leagues. Prior to 2010, the Phillies had never posted the best record over the course of a major league season.

Ruben left the Phillies toward the end of the 2015 season and spent the next three years as first base coach and outfield instructor for the Boston Red Sox (2016-17) and New York Mets (2018). He worked as a scout for the Mets in 2019.

Ruben lives in Philadelphia and has two daughters, Andrea and Sophia.



MIKE SCHMIDT

Hall of Famer Mike Schmidt had his role with the Phillies expanded in 2014 when he returned to the Phillies broadcast booth for Sunday home games. From 2015-18, he also worked Saturday home telecasts. Mike previously worked as a Phillies broadcaster during the 1990 season.

(For a complete bio, please see page 24 of the Phillies Media Guide.)



JIMMY ROLLINS

Added to the broadcast team in 2019, Jimmy Rollins works a select number of games on NBC Sports Philadelphia each season. He has also served as an in-studio analyst for Major League Baseball's postseason coverage on TBS since 2016.

(For a complete bio, please see page 17 of the Phillies Media Guide.)

PHILLIES BROADCASTERS



SCOTT FRANZKE

Scott made his Phillies debut in 2006, when he was named the pre- and postgame host for Phillies radio broadcasts and did radio play-by-play in the middle innings. In 2007, he took over as the main play-by-play commentator for Phillies radio broadcasts, working with Larry Andersen. The duo was honored at the Philadelphia A.I.R. (Achievement in Radio) Awards, winning for Best Live Sports Event Coverage in 2007 and 2008. Additionally, they received the Bill Campbell Award for excellence in local broadcasting from the Philadelphia Sports Writers Association in 2017. Scott was also the winner of the 2010 and 2015 Pennsylvania Sportscaster of the Year Award, given by the National Sportscasters and Sports Writers Association.

A 1994 graduate of Southern Methodist University (SMU) with a degree in broadcast journalism, Scott began his radio career as a talk show host with Prime Sports Radio, a national all-sports radio network based in Dallas. He worked for two seasons as the part-time pre- and postgame host for his hometown Texas Rangers (1997-98) before becoming the voice of the Kane County Cougars, a single-A affiliate of the Florida Marlins (1999-2001). In 2000, Scott covered the Summer Olympics in Sydney, Australia, for Sporting News Radio. He spent four years (2002-05) in his second stint with the Rangers as the full-time studio host of the pre- and postgame shows and fill-in play-by-play announcer, winning the 2003 Katie Award for Best Radio Play-by-Play Sportscast from the Press Club of Dallas.

Scott was born in Dallas, Texas, and currently lives in Gladwyne, Pa., with his wife Lori, son Gus and twin daughters Loretta and June.



LARRY ANDERSEN

Larry is in his 25th season serving as a color analyst for Phillies games. The club's longest-tenured current broadcaster, he will call weekend home games.

Larry began his broadcast career with the Phillies in 1998. He had been offered a position on the Houston Astros' broadcast team in 1997 when Larry Dierker moved from the booth to become manager, but opted instead to become pitching coach for the Phillies' triple-A affiliate at Scranton/Wilkes-Barre. In 2008, he and his partner Scott Franzke won for Best Live Sports Event Coverage at the Philadelphia A.I.R. (Achievement in Radio) Awards, the second straight year they won that category. In 2017, the duo was honored with the Bill Campbell Award for excellence in local broadcasting by the Philadelphia Sports Writers Association.

A former relief pitcher who played 25 years of professional baseball, including 17 seasons in the major leagues with Cleveland (1975-79), Seattle (1981-82), Houston (1986-90), Boston (1990), San Diego (1991-92) and two stints with the Phillies (1983-86; 93-94), Larry was 40-39 with 49 saves and a 3.15 ERA in 699 career games (1 start). In 1987, he pitched 101.2 innings, all in relief, and in 1989-90, he posted ERAs below 2.00 – 1.54 ERA in 1989 and 1.79 ERA in 1990.

Larry is famously known for being traded from the Astros to the Red Sox for future Hall of Famer Jeff Bagwell in August 1990. He pitched in two World Series with the Phillies in 1983 and 1993, and also appeared in the ALCS twice, with Houston in 1986 and Boston in 1990. Larry holds the Phillies' club record for longest consecutive scoreless streak by a reliever (32.2 IP), set in 1984. It is also the third-longest among all Phillies pitchers, trailing Grover Alexander's 41.0 scoreless innings in 1911 and Cliff Lee's 34.0-inning streak in 2011.

After graduating from Interlake High School in Bellevue, Wash., in 1971, he was drafted by Cleveland in the seventh round and made his major league debut with the club in 1975. Following his playing career, Larry spent three seasons as a minor league pitching coach, first with double-A Reading (1995-96) and then Scranton/Wilkes-Barre (1997). He also served as a guest instructor at Phillies spring training for five years (2013-17).

Born in Portland, Ore., Larry has two daughters, Angie and Tania, and one son, Chase. He and his wife Kristi live in Philadelphia.

PHILLIES BROADCASTERS



GREGG MURPHY

Gregg Murphy joined the Phillies television broadcast team in 2012, bringing viewers closer to the action by reporting from the field, dugouts and elsewhere throughout the ballpark during games. He added some play-by-play duties in 2014 and continued in both roles through the 2020 season. In 2021, Gregg moved over to the radio side to handle pre- and postgame show duties, while occasionally filling in for Scott Franzke on play-by-play.

Originally hired as part of the on-air team at NBC Sports Philadelphia in December 2008, Gregg is a multiple Emmy winner and nominee in numerous categories, including sports reporting. He was also recognized twice as the winner of the Associated Press Outstanding Talk Program for “Out of Bounds,” a program he hosted earlier in his career.

Before joining NBC Sports Philadelphia, he was at CN8, “The Inquirer High School Sports Show” and WFMZ in Allentown, Pa.

A 1993 graduate of St. Joseph’s University with a degree in English, Gregg has reported on many notable sports events, including the NCAA Tournament, Super Bowl, World Series and NBA Finals.

Born in Meadowbrook, Pa., Gregg was raised in Mt. Laurel, N.J., and attended Holy Cross High School in Delran, N.J. He gives his time and hosting talents to the Families Behind the Badge Foundation, which benefits Philadelphia police officers.

Gregg lives in Swedesboro, N.J., and has three children: one daughter, Quinn, and two sons, Matthew and Colin.



KEVIN STOCKER

A member of the 1993 Phillies National League championship team, Kevin Stocker rejoined the Phillies radio broadcast team in 2022. He previously served in that capacity in 2018, working select road games, after calling six games in the two prior seasons.

In addition to his work with the Phillies, Kevin is also a college baseball color analyst for the Pac-12 Network and CBS Sports Network, roles he has held since 2002. A former college player himself, Kevin was selected by the Phillies in the second round of the 1991 draft out of the University of Washington. He played eight seasons in the major leagues, including his first five (1993-97) with the Phillies. In 545 games for the club, Kevin batted .262 with a .347 on-base percentage and ranks fourth in Phillies history for most games played (543) at shortstop. He made his major league debut on July 7, 1993 and played all 20 innings of the Phillies’ win over the Los Angeles Dodgers that night.

During the 2017 season, Kevin also broadcast four Major League Baseball games as part of the Intel True VR Game of the Week venture between MLB and Intel Corporation.

Kevin currently resides in Liberty Lake, Wash., with his wife Brooke and their daughter McKenna and sons Logan and Zach.



MICHAEL BOURN

A two-time All-Star and two-time Gold Glove winner, Michael joined the Phillies radio broadcast team in 2022, returning to the club that drafted him in 2003. He will also be doing pre- and postgame analysis for the Houston Astros TV network this season.

Michael, known for his speed and defense in his days as an outfielder, began an 11-year major league career with the Phillies from 2006-07, before spending time with Houston (2008-11), Atlanta (2011-12; 2015), Cleveland (2013-15), Arizona (2016) and Baltimore (2016). He batted .266 with 296 extra-base hits and 341 steals in 1,361 career games.

In 2009, Bourn won his first of two consecutive Gold Glove Awards and also led the National League with 61 steals. That was the beginning of a three-year stretch in which he paced the Senior Circuit in stolen bases, including leading the majors in steals in 2011. He made his first career All-Star team in 2010 with Houston, and his second two years later with Atlanta. He also took home Wilson Overall Defensive Player of the Year honors in 2012.

Michael lives in Houston, Texas, with his wife Nikita and their daughters Blair and Bailey and son Bryson.

PHILLIES BROADCASTERS



CHAD DURBIN

A member of the 2008 World Series champion Phillies, Chad joined the club as a radio broadcaster in 2022. He returns to the team with which he pitched the most regular season games (210) and postseason games (15) in his 14-year major league career. Prior to joining the Phillies broadcast team, Chad covered MLB and college baseball with regular segments on 104.9 ESPN in Baton Rouge, La.

Chad began his major league career in 1999 with Kansas City and spent four seasons (1999-2002) with the club before pitching for Cleveland (2003-04; 2011), Arizona (2004), Detroit (2006-07), Philadelphia (2008-10; 2013) and Atlanta (2012). He appeared in 456 games, including 75 starts.

Chad's best season came in 2008, when he made a then career-high 71 appearances, led all National League relievers in innings (87.2) and posted a 2.87 ERA. He held opponents scoreless in five of his six postseason appearances, including Games 3 and 4 of the World Series against Tampa Bay, helping the Phillies to the second championship in franchise history.

Chad and his wife Crystal currently reside in Baton Rouge with their daughter Caris and sons Cade and Cavan.



ERIK KRATZ

Erik Kratz joined the Phillies radio broadcast team in 2022 after spending the previous year, his first in retirement, spending time with his family and coaching middle school baseball at Dock Mennonite Academy in Lansdale, Pa.

A former catcher, Erik spent nearly two decades (2002-2020) in affiliated baseball with 14 different organizations. After making his major league debut at age 30 for the Pittsburgh Pirates in 2010, Kratz went on to spend parts of the next 10 seasons in the majors with the Phillies (2011-13; 2015), Toronto Blue Jays (2014), Kansas City Royals (2014-15), Houston Astros (2016), Pirates (2016), New York Yankees (2017; 2020), Milwaukee Brewers (2018), San Francisco Giants (2019) and Tampa Bay Rays (2019). He appeared in nine postseason games with the Brewers in 2018, batting .292 with three RBI.

In his four seasons with the Phillies, Kratz played in 132 games, batting .230 with 19 doubles, 18 home runs and 54 RBI. He hit a career-best nine home runs in both 2012 and 2013 with the club, also appearing in a career-high 68 games the latter year.

Erik was also a member of the United States National Team in the 2019 WBSC Premier12 and was honored as the best catcher in the tournament. He was slated to play in the 2020 Tokyo Olympic Games prior to their postponement.

Erik currently resides in Souderton, Pa., with his wife Sarah, their daughter Avery and sons Ethan and Brayden.



BILL KULIK

The 2022 season marks Bill Kulik's 18th season as a member of the Phillies' Spanish broadcasting team and his 28th in professional baseball as a broadcaster and producer of Spanish-language sports content.

Bill established the Spanish Béisbol Network in 2001 and the company has continued to grow, adding Spanish broadcasting rights to the Philadelphia Eagles in 2012. Prior to his time with the Phillies, Bill called games for the Boston Red Sox and, between the two clubs, has been part of four World Series broadcasts (2004; 2007-09).

A native New Englander, Bill lived in Latin America for 10 years, earned a bachelor's degree from Bryant University in marketing and went to graduate school at Boston College. He and his wife Chesco reside in Moorestown, N.J., and have six children: Amanda, Arielle, KJ, Bryce, Seychelle and Quinlan.



OSCAR BUDEJEN

Oscar joined Phillies Spanish radio broadcasts in 2021, working alongside Bill Kulik. He has two decades of sports broadcasting experience in the Hispanic market in the U.S. and across Latin America covering MLB, NFL, college football and the NBA. He has called multiple Super Bowls, World Series and NBA Finals in Spanish. He also currently serves as the color analyst for the Eagles Spanish radio broadcasts.

Oscar is also an accomplished global business executive that has worked in leadership positions for world-class organizations like Procter & Gamble, The Coca-Cola Company and Aramark. At Coca-Cola, he managed the company's sports and entertainment assets around the world including MLB, NBA, FIFA and Disney, among many others.

Oscar is a passionate advocate for the development of the Hispanic community and has served as an advisor for multiple Hispanic organizations, such as Congreso, The National Hispanic Corporate Council and Hispanic Business Development Center.

Born in Caracas, Venezuela, Oscar received his MBA from Mercer University and he currently resides in Philadelphia with his family.

PHILLIES BROADCASTERS

PHILLIES BROADCAST TEAMS

Year(s)	Broadcast Team	Year(s)	Broadcast Team
1936	Bill Dyer and Dolly Stark	1998	Kalas, Musser, Wheeler and Larry Andersen
1937	Dyer and Taylor Grant	1999-2001	Kalas, Musser, Wheeler, Andersen and Scott Graham
1938	Walt Newton and Stoney McLinn	2002	Kalas, Wheeler, Andersen and Graham
1939	Byrum Saam and Newton	2003	Kalas, Wheeler, Andersen, Graham and John Kruk
1940	Saam and Les Vines	2004-05	Kalas, Wheeler, Andersen, Graham and Tom McCarthy
1941-42	Saam and Grant	2006	Kalas, Wheeler, Andersen, Graham and Scott Franzke
1943-46	Saam and Roy Neal	2007	Kalas, Wheeler, Andersen, Franzke and Gary Matthews
1947-48	Saam and Chuck Thompson	2008-09	Kalas, Wheeler, Andersen, Franzke, Matthews and McCarthy
1949	Saam and George Walsh	2010-11	Wheeler, Andersen, Franzke, Matthews, McCarthy and Jim Jackson
1950-51	Gene Kelly and Bill Brundige	2012-13	Wheeler, Andersen, Franzke, Matthews, McCarthy, Jackson and Gregg Murphy
1952	Kelly and Claude Haring	2014	Andersen, Franzke, McCarthy, Jackson, Murphy, Jamie Moyer, Matt Stairs and Mike Schmidt
1953	Kelly and Walsh	2015-16	Andersen, Franzke, McCarthy, Jackson, Murphy, Stairs, Schmidt and Ben Davis
1954	Kelly, Walsh and Herb Carneal	2017	Andersen, Franzke, McCarthy, Jackson, Murphy, Schmidt, Davis and John Kruk
1955-59	Kelly, Saam and Haring	2018	Andersen, Franzke, McCarthy, Jackson, Murphy, Schmidt, Davis, Kruk, Kevin Frandsen, Kevin Jordan and Kevin Stocker
1960-62	Saam, Haring and Frank Sims	2019	Andersen, Franzke, McCarthy, Jackson, Murphy, Schmidt, Davis, Kruk, Frandsen and Jimmy Rollins
1963-70	Saam, Rich Ashburn and Bill Campbell	2020	Andersen, Franzke, McCarthy, Jackson, Murphy, Schmidt, Davis, Kruk, Frandsen, Rollins and Ruben Amaro Jr.
1971-73	Saam, Ashburn and Harry Kalas	2021	Andersen, Franzke, McCarthy, Murphy, Schmidt, Davis, Kruk, Frandsen, Rollins and Amaro
1974-75	Saam, Ashburn, Kalas and Robin Roberts		
1976	Ashburn, Kalas, Roberts and Andy Musser		
1977-79	Ashburn, Kalas, Musser and Chris Wheeler		
1980-82	Ashburn, Kalas, Musser, Wheeler and Tim McCarver		
1983-86	Ashburn, Kalas, Musser and Wheeler		
1987-89	Ashburn, Kalas, Musser, Wheeler and Garry Maddox		
1990	Ashburn, Kalas, Musser, Wheeler, Maddox, Jim Barniak and Mike Schmidt		
1991	Ashburn, Kalas, Musser, Wheeler, Maddox, Barniak, Jim Fregosi and Kent Tekulve		
1992-93	Ashburn, Kalas, Musser, Wheeler, Maddox, Tekulve and Jay Johnstone		
1994-95	Ashburn, Kalas, Musser, Wheeler, Maddox, Tekulve and Todd Kalas		
1996	Ashburn, Kalas, Musser, Wheeler, Maddox, Tekulve, T. Kalas and Larry Rosen		
1997	Ashburn, Kalas, Musser, Wheeler and Tekulve		

PUBLIC ADDRESS ANNOUNCER



Dan Baker has the distinction of being the longest-tenured public address announcer in Major League Baseball, an honor he achieved in 2008. After missing the 2020 season due to health concerns, the 2022 season will be his 50th with the Phillies after starting with the team in 1972.

During his 50 years, Dan has been the on-field voice of the Phillies for nearly 4,000 games, including five World Series and two All-Star Games in two ballparks, Veterans Stadium and Citizens Bank Park. Dan also served as the PA announcer for the NFL's Philadelphia Eagles for 29 years (1985-2013) without missing a regular season or postseason game. He announced three NFC Championship games (2002-04) and each Army-Navy game that has been played at Lincoln Financial Field.

Away from the professional ranks, Dan has been the play-by-play voice for Big 5 basketball (1977-98), Drexel University basketball (1997-2012), Temple University football (1977-83) and University of Pennsylvania football (1986-88). As executive secretary, Dan helped maintain the Philadelphia Big 5 basketball tradition from 1981 through 1996. In 1997, he was inducted into the Big 5 Basketball Hall of Fame, one of six local sports Halls of Fame in which he is enshrined. He was inducted into the Broadcast Pioneers of Philadelphia Hall of Fame in November 2019. In March 2022, he was honored by Coaches vs. Cancer with the Dinsmore Award, given annually to an inspiring cancer survivor in the Philadelphia basketball community.

Since 2008, Dan has co-hosted the "Bull Session" with Phillies Wall of Famer Greg Luzinski every Monday during the baseball season on WBCB 1490 AM.

Dan and his wife Cathy – a former Phillies employee – live in West Deptford, N.J. They have two children, Darren and Courtney.

PHILLIES TELEVISION NETWORK

The Phillies enter their 25th season in 2022 with the all-sports cable network NBC Sports Philadelphia. NBC Sports Philadelphia will air the bulk of the games this year, with other games being carried by NBC Sports Philadelphia+. All games airing on NBCSP and NBCSP+ feature “Phillies Pregame Live” and “Phillies Postgame Live” programming. Additional games will be aired by Philadelphia’s NBC10, including the season opener from Citizens Bank Park on Friday, April 8, at 3:05 p.m. against the Oakland Athletics.

Besides the local broadcasts, the Phillies are scheduled to make four appearances on ESPN’s “Sunday Night Baseball”: April 24 vs. the Milwaukee Brewers, May 1 and May 29 against the New York Mets at Citi Field and July 3 hosting the St. Louis Cardinals. The Phillies will also have four Saturday night games on FOX: May 28 at the Mets, June 4 vs. the Los Angeles Angels, July 30 at the Pittsburgh Pirates and August 20 vs. the Mets, all at 7:15 p.m. In addition, other games throughout the season have the potential to be carried by Apple TV+, Peacock and TBS. Please visit phillies.com for the most up-to-date broadcast schedule.

Fans can enjoy complete coverage of the Phillies with the My Teams by NBC Sports mobile app. Authenticated NBCSP subscribers can access local market games and pre- and postgame shows, as well as live and on-demand video, podcasts and written coverage, from anywhere in the United States.



PHILLIES RADIO NETWORK



All Phillies games can be heard on the team’s flagship station, SportsRadio 94WIP (94.1 FM). In addition to WIP, Phillies baseball can be heard on the 17-station Phillies Radio Network throughout the tri-state area. Once again, games will be broadcast in Spanish and aired on WTTM (1680 AM), with Bill Kulik and Oscar Budejen behind the microphone. Spanish-language broadcasts are also available using the SAP function during Phillies Television Network games.



PENNSYLVANIA

City	Station	Frequency
Philadelphia#	WIP	94.1 FM
Lebanon	WLBR	1270 AM
Levittown	WBCB	1490 AM
Northumberland	WEGH	107.3 FM
Pottsville	WPPA	1360 AM
Reading	WEEU	830 AM
Scranton	WEJL	630 AM
Wilkes-Barre	WBAX	1240 AM
Williamsport	WRAK	1400 AM

DELAWARE

City	Station	Frequency
Lewes	WGMD	92.7 FM
Wilmington	(weekends)	
	WDEL	1150 AM 101.7 FM

NEW JERSEY

City	Station	Frequency
Lindenwold#*	WTTM	1680 AM
Atlantic City	WMID	1340 AM
Atlantic City*	WIBG	1020 AM
Trenton*	WHWH	1350 AM
	(night games)	
Wildwood	WCMC	1230 AM
Wildwood	WZXL	100.7 FM
Wildwood Crest	WEZW	93.1 FM

Flagship station; * Spanish broadcast



2022 MEDIA INFORMATION

BALLPARK ENTRANCE

All media should enter Citizens Bank Park at the Staff & Media Entrance located on Darien Street (east side of the ballpark).

CLUBHOUSES

Both clubhouses are on the Service Level (visiting, third base side; Phillies, first base side). The Service Level is one level below street level (Main Concourse). Shortly after entering the Staff & Media Entrance, there is a stairway on the right side that accesses the Service Level. Or, see ELEVATOR.

MEDIA INTERVIEW ROOM

The Media Interview Room is also on the Service Level located behind home plate between the two clubhouses. Press conferences, as well as the manager's postgame media conference, are held in this room.

PRESS BOX

The Press Box, including broadcast booths, Press Dining Room, Media Relations Workroom and library is located on the Hall of Fame Club Level behind home plate.

ELEVATOR

An elevator dedicated to the media is located behind home plate. After entering the ballpark at the Staff & Media Entrance, turn left on the Main Concourse and walk toward home plate. Look for the "Media Only" sign on the Main Concourse. This elevator will access the Service Level (clubhouses, Media Interview Room, field) and Press Box (Level 2).

STAIRWAY

A stairway is adjacent to the media elevator and can be used to access all levels.

FIELD ACCESS

Access to the field for all media is through a field level entrance adjacent to the visiting team's third base dugout. This runway can be accessed via a hallway located between the elevator and Media Interview Room on the Service Level. Media seeking to return to the Press Box during batting practice or any other time when the Phillies clubhouse is closed are required to use this entrance to return to the media elevator. The field and dugouts will be cleared of all non-uniformed personnel 45 minutes prior to game time. We thank you for your cooperation.

Please note: Media are asked to avoid standing on the grass.

PHOTO WORKROOM

The Photo Workroom is located on the Service Level behind home plate in the hallway that leads to the third base field entrance. Still photographers have field level positions at the outfield end of both the third base and first base dugouts.

MEDIA RELATIONS WORKROOM

Located behind the broadcast booths is a Media Relations Workroom that contains a fax machine, copier and supplies, plus a workstation for the visiting PR representative. All media notes will be reproduced in this room pre-game. A complete baseball library providing numerous publications for research purposes is located adjacent to the Workroom. See a Baseball Communications representative for access to the Media Relations Workroom and library. Please keep in mind the Media Relations Workroom is to be used for reference purposes only.

CREDENTIALS

Working press credentials or Baseball Writers' Association of America credentials are required in order to gain access to the ballpark and other locations (field, clubhouses, Media Interview Room, Press Box and Press Dining Room).

Photographer credentials provide access to the field, Press Dining Room, Media Interview Room, Photo Workroom and field level photo positions.

LOST CREDENTIALS

Those members of the media who lose a Phillies credential will be asked to submit a \$25 check to The Phillies, prior to being issued a new credential.

ACCESS TO CLUBHOUSES AND RESTRICTED AREAS

Media who are considered up to date on COVID-19 vaccination per MLB's Healthy and Safety Protocols may enter restricted areas (clubhouses, dugouts, bullpen), if their credential dictates access to those areas. Please contact a member of the Baseball Communications staff if you have any questions about MLB's Health and Safety Protocols.

Both clubhouses will be open to the media for 50 minutes before the start of the game, in accordance with Major League Baseball regulations, at a time determined by the Baseball Communications staff. The Phillies clubhouse is closed when the team is on the field taking batting practice. For day games, the clubhouse is also closed when the team is on the field taking batting practice and/or 45 minutes prior to game time. Media needing interviews when the clubhouse is not open should make arrangements with a Baseball Communications representative.

Please keep in mind the clubhouse is open for media business purposes, not for lounging or socialization. Both teams appreciate your cooperation.

Cell phones: According to a Major League Baseball directive, members of the media must have cell phones turned off upon entering the clubhouse. Absolutely no transmitting (phone calls/texts/e-mails/social media updates) is allowed in the clubhouse.

MANAGER AVAILABILITY

The manager is available before and after every Phillies home game.

2022 MEDIA INFORMATION

MEDIA DRESS CODE

In accordance with a MLB directive, media covering games and MLB events are asked to dress in an appropriate and professional manner that reflects their respect for their colleagues, the teams and the players they are covering. Clubhouses, dugouts, press boxes, interview rooms and the playing field are working areas, and the Phillies, as well as MLB, expect members of the media to adhere to a business casual dress code. In that regard, media members are requested to follow these guidelines:

- Flip-flops are not permitted in clubhouses
- Jeans should be clean, neat and presentable (e.g., ripped jeans should be avoided)
- T-shirts bearing offensive, disrespectful or inappropriate messages are not permitted
- Clothing bearing MLB club logos should not be worn in the press area
- Clothing should be appropriate for a business casual work environment. The following are some non-exclusive examples of apparel that should be avoided:
 - Sheer or see-through clothing
 - Excessively short skirts, dresses or shorts (e.g., cut more than 3-4 inches above the knee)
 - Tank tops, muscle shirts, one-shouldered or strapless shirts
 - Clothing exposing bare midriffs or visible undergarments

We ask all members of the media to respect these guidelines. MLB will consider appropriate actions in those cases in which the guidelines are violated.

PRESS BOX SEATING

Some seats in the three-row Press Box are permanently assigned. Check the seating diagram posted daily in the Press Box area. Radio and TV media members occupy the first base end of the Press Box; print media the home plate end. Please keep in mind the Press Box is a working area, not a spectator location. Children and friends are prohibited.

INTERNET

Wireless internet is available throughout the press box area and in the photo workroom.

PRESS DINING ROOM

Located behind the Press Box, the Press Dining Room opens one and a half hours prior to game time. The meal price is \$10, and food is served until 30 minutes after the start of the game. The beverage area remains open during the game and postgame. Children and friends are prohibited.

SMOKING

Smoking is not permitted inside Citizens Bank Park.

STAFF

We look forward to working with you during the 2022 baseball season. Our offices are located on the Suite Level, which is one level below the Press Box/Hall of Fame Club Level.



Bonnie Clark
Vice President,
Communications and
Sr. Advisor to the
Managing Partner
(x5371)



Kevin Gregg
Vice President,
Baseball
Communications
(x2041)



Chris Ware
Director,
Baseball
Communications
(x5245)



Kenny Ayres
Coordinator,
Baseball
Communications
(x5142)



Jim Hogan
Coordinator,
Baseball
Communications
(x5248)



Deb Rinaldi
Manager, Business
Communications
(x5391)



Lauren Testa
Coordinator,
Communications
(x5496)



Diego Ettedgui
Spanish Language
Interpreter

PHILLIES IN THE COMMUNITY

Through both Phillies Charities, Inc. and the club's ongoing community outreach efforts, the Phillies have a continued presence in the community throughout the year.

Phillies Charities, Inc. is the charitable arm of the Phillies organization, serving Pennsylvania, New Jersey and Delaware, as well as areas near the Phillies' minor league affiliates. Continued fan support enables fundraisers, including the **Phantastic Auction**, **Phillies Charities 50/50 Drawing presented by DraftKings**, **Phillies Charities 5K** and many memorabilia auctions, to contribute largely to a Phillies Charities Grant Fund. Grants are awarded on a regular basis to primarily local organizations serving a wide variety of needs. In 2021, more than \$885,000 in grants was distributed – \$600,000 to Phillies Community Heroes, nonprofit organizations which provide vital resources to those in need, and \$285,000 to Phillies community partners. Each year, Phillies Charities donates tickets to support local arts, crisis and social services, culture and family services, educational organizations, food banks, mental health organizations, military and veterans groups, shelters for the unhoused and youth athletics programs.

On **Lou Gehrig Day**, the Phillies honor the legacy of Lou Gehrig as well as the tireless work of the ALS Association Greater Philadelphia Chapter. Since the club adopted the association as its primary charity in 1984, nearly \$20 million has been raised for the cause, thanks to support from players, coaches, front office staff, sponsors and fans through the Phillies Phestival, an autograph and auction party to benefit ALS.

Each year, the Phillies provide children with the opportunity to play baseball and softball throughout the Delaware Valley by providing local leagues with uniforms and equipment, along with other resources. Over 4,000 deserving children, ages 5-18, participate in the RBI program. The **Jr. RBI League (Reviving Baseball in Inner Cities)**, sponsored by Citizens, is for kids 12 years and under and focuses on the fundamentals of the game. The **RBI League**, sponsored by Nike and Richman's Ice Cream, is for kids 13 to 18 years of age and continues to focus on baseball and softball instruction, but also has a competitive nature.

The **Phillies MLB Urban Youth Academy**, sponsored in part by the local Chevrolet dealers, provides the opportunity for free, year-round baseball and softball instruction to the youth of Philadelphia, especially those participating in the Phillies RBI Leagues. Participants receive top-level instruction at both the baseball and softball Urban Youth Academy fields at FDR Park and the Ryan Howard Indoor Training Center, which is located at the Marian Anderson Recreation Center. The state-of-the-art, 7,500-square-foot indoor training center is equipped with four retractable batting cages and also includes space for fitness training and educational and vocational programs.

Over 10,000 children participate annually in the **Home Run Derby**, a baseball and softball hitting contest for boys and girls aged 7-12.

The **Phillies Wives** are committed to giving back and lending their time and efforts to support local charities. Each year, several of the Phillies Wives serve on the board of Phillies Charities, Inc. and represent the club on charitable projects and fundraisers.

Phillies players show their support by dedicating time to connect with individuals and families throughout the year. Several players are committed to raising awareness and funds for local charities, including the Muscular Dystrophy Association, Philabundance, Philadelphia Futures, The Pennsylvania SPCA and Team Red, White & Blue.

The Phillies host a variety of free educational programs for the local community. **Phanatic About Reading**, presented by Xfinity, encourages students in grades PreK-8 to read for a minimum of 15 minutes per day to improve literacy and comprehension skills. **Phillies Fitness**, presented by The GIANT Company, encourages children of all ages to start on the path to a healthy future through exercise and smart food choices. Through a partnership with the City of Philadelphia Parks & Recreation Department, **Phillies Fundamentals**, sponsored by Chick-fil-A Philadelphia, uses baseball to teach and reinforce



Aaron Nola supports patient Chuck Schretzman and his wife Stacy on Lou Gehrig Day.



Joe Girardi meets with a courageous patient on Nemours Childhood Cancer Awareness Night.



Phillies alumni Dickie Noles and Mickey Morandini prepare to serve a holiday meal at Bethesda Project.

PHILLIES IN THE COMMUNITY

academic skills to children during the summer months. **Summer Slugger** is a continuous and engaging experience focusing on math and literacy skills to encourage students to stay on track when school is not in session. The **All-Star Students** contest recognizes students who went above and beyond during the school year, while the work of area educators is highlighted annually through **Teacher Appreciation Night**, powered by Constellation. **Citizens Weather Education Day**, presented by NBC10/Telemundo62, is an educational experience focused on weather that is enjoyed by thousands of children each year.

The Phillies continue to work with Aramark and OVG360 on the **Red Goes Green** program. Through **Home Runs for Trees**, a partnership with PGW and the Pennsylvania Horticultural Society, over 1,500 trees have been planted in the Delaware Valley. Food waste from Phillies kitchens is donated to W.B. Saul High School's Henry Got Compost program. The Phillies and Constellation join forces each year for an Earth Day celebration.

Since 2011, **Phans Feeding Families**, the hunger relief partnership between the Phillies, Philabundance, Citizens, Aramark, Goya Foods, Hatfield Quality Meats, SEPTA, The GIANT Company and Tri-State Toyota Dealers, has raised more than \$500,000 and provided more than 1 million meals to people in need throughout the Greater Philadelphia area.

Making numerous community appearances throughout the year, the **Phillies Ballgirls** are ambassadors for the team both on and off the field. At home games, the Ballgirls act as captains of the **Red Goes Green Team**, presented by Waste Management. They also engage with youth softball players through clinics and host a Christmas in July toy drive each year, with toys being donated to organizations throughout the community during the holiday season.

In conjunction with Minding Your Mind and presented by Kitay Law Offices, **Strike Out the Stigma** is a program focused on bringing important conversations to the forefront about the value of healthy life habits, supporting those around us and removing the negative connotations surrounding mental health.

Each season, the Phillies partner with **Major League Baseball** in supporting a variety of initiatives and holidays, including Armed Forces Weekend, Father's Day, Hispanic Heritage Month, Independence Day, Jackie Robinson Day, Lou Gehrig Day, Memorial Day, Mother's Day, Play Ball Weekend, Roberto Clemente Day, September 11th Remembrance, Spirit Day and The Fight Against Childhood Cancer.

The annual **Season of Giving** provides a way for the Phillies front office to give back during the offseason. Involvement this past year included the Bethesda Project holiday meal, PAL Holiday Party, Phillies Family Giving Drive, Wreaths Across America and a toy drop-off at Nemours duPont Hospital for Children. Throughout the year, the **Phillies Give Back** program offers volunteer opportunities and encourages members of the front office to get involved in the local community.

The Phillies are committed to diversity, equity and inclusion, and fostering an inclusive culture. They support and provide Commissioner's Initiative tickets to organizations in the Philadelphia region that serve diverse communities and celebrate the history and culture of underrepresented groups during special events and theme nights throughout the year. The club also teams up with local and national groups such as The Players Alliance and its Pull Up Neighbor and Gear for Good tours. In addition, the Phillies host conversations on important topics, including "Juneteenth: A Discussion on Liberation, Education & Celebration" and "Athletes and Activism: Sports, Racial Equality and Social Justice."

Our work in the community would not be possible without the dedication and support of the many partners and fans who support our mission.

Learn more about the Phillies in the community and how you can get involved by visiting phillies.com/community.



First Sergeant Arthur "Sonny" Wimberly and his service dog, Juno, receive a hero's salute from the Phanatic.



Members of the front office participate in a fall cleanup at David P. Montgomery Field on Love Your Park Service Day.

CITIZENS BANK PARK DIRECTORY



ADDRESS

The Phillies
Citizens Bank Park
One Citizens Bank Way
Philadelphia, PA 19148-5249

PHILLIES CONTACT INFORMATION

Executive Offices 215-463-6000
Special Events (non-baseball events) 215-218-5100
New Era Phillies Team Store 267-570-2333

PURCHASING TICKETS

Season & Group Tickets 215-463-5000
Tickets, Information & Tours 215-463-1000
Ballpark Group Tours (25 or more) 215-218-5360
Online phillies.com

TICKET OFFICE

Located at First Base Gate Entrance on Pattison Avenue.
For all home games, additional ticket windows are open on
Citizens Bank Way.

In-game: Ticket windows are located on the Main
Concourse (behind Section 124) and the Terrace Level
(behind Section 318).

NAMING RIGHTS

Citizens Bank, \$95 million over 25 years –
\$57.5 million for naming rights and \$37.5 million for the
Phillies broadcast media package.

DIMENSIONS

	Distances	Heights
Right field foul pole	330'	13'3"
Right field power alley	369'	13'3"
Center field, straightaway	401'	6'
"The Angle" (left of CF to LCF)	409'-387'-374'	19'-12'8"
Left field foul pole	329'	10'6"
Left field power alley	374'	10'6"

SEATING CAPACITY: 42,901

ENTRANCES

- First Base Gate (corner of Darien Street and Pattison Avenue)
- Third Base Gate (corner of Pattison Avenue and Citizens Bank Way)
- Left Field Gate (corner of Citizens Bank Way and Phillies Drive)
- Suite and Club Entrances:
Home Plate (Pattison Avenue)
West (Citizens Bank Way)
East (Darien Street)

GATE OPENINGS


All gates open 1½ hours prior to game time every day.



CITIZENS BANK PARK SEATING DIAGRAM



Visit phillies.com for seating and pricing information.



CITIZENS BANK PARK FACTS



After 33 years at Veterans Stadium, the Phillies moved into their new state-of-the-art facility, Citizens Bank Park, in 2004. The world-class ballpark – rated one of the best in the country – opened on April 3, 2004, with an exhibition game against Cleveland. Since that time, the Phillies have captured a World Series championship (2008), two National League pennants (2008-09), and five consecutive NL East titles (2007-11), while countless records have been broken both on and off the field.

ACCESSIBILITY: Excellent regional highway access for vehicles and Broad Street Subway Line for public transportation.

ACRES: 21-acre site, north side of Pattison Avenue between Citizens Bank Way and Darien Street.

ADA-FOCUSED DESIGN: With the help of an Americans with Disabilities Act (ADA) consultant, the park was designed to be universally accessible and comfortable for all fans with disabilities.

ARCHITECTS/DESIGN TEAM: EwingCole and HOK Sport+Venue+Event (HOK SVE).

BALLPARK DESTINATION AREAS:

Ashburn Alley: Festive outfield entertainment area; 625 feet in length covering 50,000 square feet. Highlights include:

- **Right Field: The Yard**, a 13,000-square-foot interactive kids' baseball experience complete with Citizens Phan Field (a 70-foot AstroTurf-covered field), a Hatfield Phillies Franks Hot Dog Launcher, a 30-foot Phanatic Climbing Wall, Bullpen pitching area and Richman's Ice Cream bar.



- **Other Alley highlights:** 10-foot statue of Richie Ashburn; Phillies All-Star Walk, bi-level bullpens, CP Rankin Roofing Experts Rooftop, the '47 Alley Store, and more food and drink options including the Jim Beam Highball Bar, located between Chickie's and Pete's, Campo's and Manco & Manco Pizza. The Alley also features the Yuengling Party Pavilion in right field.

Left Field Plaza:

- **Photo Opportunities:** Features oversized World Series trophies and statues of retired numbers, including 1 (Richie Ashburn), 20 (Mike Schmidt), 36 (Robin Roberts) and 42 (Jackie Robinson). Other highlights include Phillies championship banners and the Toyota Phillies Wall of Fame. Plus, statues of Phillies retired numbers 14 (Jim Bunning) and 32 (Steve Carlton) greet fans as they approach the Left Field Gate.



- **Concessions & Social Areas:** Boardwalk Eats, Bull's BBQ, Miller Lite Liberty Landing and Leinenkugel's Left Field.

Third Base Plaza:

- **Photo Opportunities:** Features statues of retired numbers including 15 (Dick Allen) and 34 (Roy Halladay). Plus, the iconic 19-foot-high Liberty Bell that was once located atop Veterans Stadium is prominently displayed as fans approach the ballpark.
- **Pass and Stow:** Opened in 2019, this 24,500-square-foot space features an outdoor Goose Island at the Park bar, Foundry Pizza serving brick-oven pizza, a family-friendly sports pub, 44 TVs to catch game action and more. Pass and Stow is a historic nod to the Liberty Bell, which has been part of the Phillies brand and logo for many years. The name is derived from the two Philadelphia foundry workers, John Pass and John Stow, who recast the original bell in 1753, and whose names are inscribed on this important piece of American history.



- **Shake Shack:** Adjacent to Pass and Stow is the 6,000-square-foot Shake Shack, which offers its sit-down restaurant experience, with seating for 120 fans. This popular modern-day "roadside" burger stand serves its classic burgers, crinkle-cut fries, hand-spun shakes and more.

CITIZENS BANK PARK FACTS

BUILDING SQUARE FOOTAGE: 1.15 million

BY THE NUMBERS:

Playing field: 23' below street level
 Main concourse: street level
 Suite level: 36' above field; 13' above main concourse
 Hall of Fame Club concourse: 61' above field
 Terrace concourse: 81' above field
 Roof: 134' above field

CONCERTS: Going into 2022, Citizens Bank Park has hosted 29 concerts in the ballpark, with Jimmy Buffett & The Coral Reefer Band having the honor of being the first to perform on August 25, 2005. There are several concerts scheduled for 2022 at Citizens Bank Park, including **Mötley Crüe** and **Def Leppard** with **Poison** and **Joan Jett** on June 25, **Elton John** on July 15, and the **Red Hot Chili Peppers** with **The Strokes** and **Thundercat** on September 3.

In the summer of 2020, the Phillies and Live Nation hosted "Live-In Drive-In," a four-week drive-in concert and comedy series featuring live performances on stage in the parking lot at Citizens Bank Park. The series allowed fans to enjoy 14 live concerts, while still maintaining social distancing from the comfort of their own vehicle.

In addition, there have been eight on-field postgame concerts held at the ballpark since 2016. For the 2022 season, there are three postgame concerts scheduled, all of which are presented by Jim Beam: **The Avett Brothers** on June 11, **Jake Owen** on July 23, and I Love the 90s Postgame Concert featuring **Vanilla Ice**, **Tone Loc**, **Rob Base & DJ Jazzy Jeff** on August 19.

CONCESSIONS: Joint venture between Aramark, the Phillies and World Wide Concessions. A wide variety of food and beverages, from traditional ballpark fare to foods with Philadelphia flavor, is available throughout the park at permanent locations and portable stands. The ballpark also features healthier and gluten-free food, and is rated among the top vegetarian-friendly ballparks in the country.



CONSTRUCTION MANAGEMENT TEAM: L. F. Driscoll Co. and Hunt Construction Group in association with Synterra, Ltd. and Don Todd Associates, Inc.

CONSTRUCTION MATERIALS:

- Aluminum curtainwall: 83,000 square feet
- Architectural precast panels: 97,000 square feet
- Bricks in architectural precast panels: 475,000
- CMU (concrete masonry unit): 320,000 square feet
- Foundation concrete: Approximately 52,000 cubic yards
- Gallons of paint: 11,602 (primer, intermediate and top coats)
- Hand-laid brick: 450,000 bricks
- Playing field: 440,000 cubic yards (594,000 tons) of soil was excavated to 23' below street level
- Playing surface: Kentucky Bluegrass on the infield (7,000 sq. ft.), Riviera Bermuda grass in the outfield and foul territory (94,000 sq. ft.). Bermuda grass is overseeded in the fall for spring play with perennial ryegrass. All grass is provided by Collins Wharf Sod Farm, Eden, MD.
- Steel H piles: Over 4,600 were driven to depths of 70 to 110 feet; 354,000 lineal feet; Highest piece of steel: scoreboard, 212' high; light towers, 165' high
- Structural steel: 11,800 pieces of steel; approximately 11,500 tons; 252,000 bolts

FIRSTS

From April 12, 2004

Pitch	LHP Randy Wolf, 1:32 p.m.
Batter	Reds 2B D'Angelo Jimenez
Hit	Jimenez (double, 1st inning)
Single	Reds 3B Ryan Freel, (2nd)
Single by a Phillie	Wolf (3rd)
Double by a Phillie	1B Jim Thome (1st)
Triple	Reds RF Austin Kearns (9th)
Home run	RF Bobby Abreu (1st)
Walk	Reds C Jason LaRue, (2nd)
Walk by a Phillie	CF Marlon Byrd (3rd)
Sacrifice bunt	Reds RHP Paul Wilson (2nd)
Stolen base	Byrd (3rd)
Run	Jimenez (1st)
Run by a Phillie	Abreu (1st)
RBI	Abreu (1st)
Strikeout	Reds CF Ken Griffey Jr. by Wolf (1st)
Wild pitch	Wolf (1st)
Win	Wilson
Loss	Wolf
Save	Reds RHP Danny Graves

Other Firsts (in chronological order)

Postponement	4/14/04, Phillies vs. Cincinnati, due to rain
Win by a Phillie	LHP Rheal Cormier, 4/15/04 vs. Cincinnati
Save by a Phillie	LHP Billy Wagner, 4/15/04 vs. Cincinnati
Night game	4/16/04, Phillies 4, Expos 2
Four-hit game	Thome, 4/16/04 vs. Montreal
Triple by a Phillie	SS Jimmy Rollins, 4/18/04 vs. Montreal
Walk-off HR	CF Doug Glanville, 4/18/04 vs. Montreal
Error	Thome, 4/20/04 vs. Florida
Extra-inning game	4/21/04 - Marlins 8, Phillies 7, 12 innings
Multi-homer game	Marlins 3B Mike Lowell (3), 4/21/04
Shutout	4/30/04, Wolf and Cormier, Phillies 4, Diamondbacks 0
CG shutout	5/20/04, RHP Brett Myers, Phillies 4, Dodgers 0
Grand slam	Braves CF Andruw Jones, 5/27/04
Day-night DH	6/17/04 vs. Detroit (6-2 W/5-4 L)
Inside-the-park HR	Rollins, 6/20/04 vs. Kansas City
Cycle	David Bell, 6/28/04 vs. Montreal
Triple play	Todd Pratt, 8/19/04 vs. Houston (Ensborg to Kent to Lamb)
Grand slam by a Phillie	Byrd, 8/29/04 vs. Milwaukee
Twi-night DH	9/29/04 vs. Pittsburgh (8-4 W/8-3 W)
No-hitter	RHP Roy Halladay, 10/6/10, Phillies 4, Reds 0 (DS Game 1)
Walk-off grand slam	RF John Mayberry Jr., 6/4/13 vs. Miami

CITIZENS BANK PARK FACTS

COOPERSTOWN GALLERY: Hall of Famers (Phillies and Philadelphia Athletics) are honored in this area of the Hall of Fame Club.

DIAMOND CLUB: Premium seating area located behind home plate on Field Level; 1,281 wider, padded seats that include in-seat wait service. Guests also have use of the Diamond Clubhouse Lounge.



ELEVATORS: 15, 11 of which serve guests in the seating bowl.

ESCALATORS: Escalators are located near Sections 114, 126 and 140 to assist guests in reaching the Hall of Fame Club/Pavilion/Arcade and Terrace Level.

FINE ART: Original artwork by four local artists, Dick Perez, Dane Tilghman, Max Mason and Jonathan Mandell, is on display throughout the park. Also featured: "Phillies Dream Scene," a classic oil painting by Australian artist Jamie Cooper, on display in the Suite and Club Entrance Lobby.



FOUL POLES: Metal poles; 85 feet high

HALL OF FAME CLUB: This 2,500-seat premium seating area includes access to climate-controlled lounges with full-service bars, multiple HD TVs and upscale food options.

KEY FEATURES: Open Main Concourse (360 degrees) that allows fans to constantly connect with the game. Open outfield that allows a scenic view of Center City skyline. Views of the field from street level.

LANDSCAPING: There are over 1,000 trees, thousands of shrubs, perennials, ornamental grasses and up to three seasonal changes of annuals located around the ballpark.

LIBERTY BELL HOME RUN SPECTACULAR: Neon Liberty Bell swings and rings after Phillies home runs. The 50' high by 35' wide Bell is suspended 100' above street level.



MERCHANDISE: Official Phillies merchandise is available at the New Era Phillies Team Store located adjacent to the Third Base Gate. Fans may also personalize jerseys with their own name and number. The store is open Tuesday through Friday from 10:00 a.m. to 6:00 p.m. and Saturday from 11:00 a.m. to 4:00 p.m., as well as all home games. On 1:05 p.m. or 1:35 p.m. game days, the store can only be accessed with a game ticket. The store is closed on major holidays. For offseason hours please call 267-570-2333 or follow the New Era Phillies Team Store on social media. Souvenirs are also available in-game at the '47 Alley Store in Ashburn Alley, Memorabilia Store from Hunt Auctions, the Phillies Authentics shop featuring game-used and autographed memorabilia, The Cap Shop, The Yard, and Home Stands throughout the ballpark.



MILESTONES:

- November 13, 2000 - Former Mayor John F. Street announced new Phillies ballpark and Eagles stadium will be located in the Sports Complex.
- June 28, 2001 - Phillies officially unveiled the architectural design plan for their new park.
- March 26, 2002 - Workers began pouring concrete to create the foundation.
- October 17, 2002 - The first piece of red steel was installed in the scoreboard structure.
- June 17, 2003 - Citizens Bank entered 25-year naming rights partnership with the Phillies.
- September 5, 2003 - Installation of seats began.
- October 31, 2003 - Installation of natural grass playing field started.
- April 3, 2004 - Phillies vs. Cleveland On-Deck Series game provided first glimpse of the park.
- April 12, 2004 - Cincinnati defeated Phillies, 4-1, before 41,626 in inaugural opener.

NETTING: The protective netting extends most of the way down each baseline to Section 109 (right field line) and Section 138 (left field line). The netting behind the dugouts and down the baselines is approximately 25 feet high and made of state-of-the-art "field green" material to blend in with the playing field and minimize obstruction of views.

PARKING: 21,000 parking spaces in the Sports Complex.

CITIZENS BANK PARK FACTS

PHILADELPHIA STARS DISPLAY: Unveiled on April 15, 2021, and located in the Home Plate Suite Level lobby at Citizens Bank Park. The area showcases floor-to-ceiling graphics of the Philadelphia Stars from their playing days in the Negro Leagues, as well as an information panel covering "The Story of the Philadelphia Stars." Also featured are paintings of two local players who starred in the Negro Leagues and are currently enshrined in Cooperstown: **Judy Johnson** from the Hilldale club and **Roy Campanella**, a Philadelphia native who played for the Baltimore Elite Giants, Philadelphia Stars and Brooklyn Dodgers.



PHILLIE PHANATIC: Part of a permanent exhibit at the National Baseball Hall of Fame and recognized by *Forbes* magazine and other media outlets as the most popular mascot in sports, the Phillie Phanatic has grown to become a recognizable symbol of the Phillies across the country and around the world. The Phanatic is a fixture at Phillies home games and entertains fans young and old at countless appearances throughout the Delaware Valley.



PUBLIC RESTROOM FACILITIES & CAVITY BUSTERS

NURSING MOTHER'S LOUNGE: A total of 68 restrooms are conveniently located throughout the park. This includes 26 women's, 26 men's and 15 family restrooms, with an additional restroom in the Service Level specifically for wheelchair guests seated in the Field Level area by the third base dugout. All are wheelchair accessible.

Fans also have access to a private area for nursing mothers and babies at the Cavity Busters Nursing Mother's Lounge, located on the Main Concourse behind Section 125 (between the Phillies Radio Booth and Home Plate lobby).

SCOREBOARD SYSTEM: The Phillies' massive Daktronics HD-15 video display features Sony HD production technology and includes a dedicated closed-captioning display to assist hearing-impaired fans.

- The display could feature 49 life-size Phillie Phanatics standing next to and on top of each other.
- Overall size: 76 feet high and 97 feet wide. Weight: approximately 84,420 pounds (42.2 tons).
- Resolution: The HD-15 display exceeds 1080p HD standard with 1512 lines of resolution.
- Super-wide viewing angles offer improved visibility for more fans.
- Takes approximately 1,380 flat-panel televisions (at 42" each) to fill the area of the display.
- If it were a consumer television, the Phillies' display would be considered a 1,478" screen.
- Uses state-of-the-art LED technology providing superior brightness in direct sunlight, with the capability to show up to 144 quadrillion shades of color.
- Approximately 32,363 feet (6.1 miles) of wiring delivers power and data to the display.

In addition, there is an auxiliary LED video display known as "PhanaVision II" in the right field grandstand area. This display is approximately 13 feet high by 47 feet wide and mirrors much of what is shown on the larger video display, including video replays.



The Phillies continue to partner with OVG360 and Aramark for their **RED GOES GREEN** program, created in 2008 in an effort to be greener. As part of this program, the Phillies:

- Have purchased Renewable Energy Credits (RECs) to offset the carbon footprint created by the team's utility power usage. For the past 10 years, Community Energy has provided the team's carbon-free energy.
- Include the year-round recycling of various materials at the Phillies ballpark including lights, carpet tiles, batteries, cardboard and appropriate construction debris.
- Have converted all the field tower lighting at Citizens Bank Park to LED.
- Have composted food waste from all Phillies kitchens through W.B. Saul High School's Henry Got Compost student composting initiative, and an overnight crew after games focuses on aluminum can separation recycling.
- Plant a tree for each home run hit by a Phillies player during the season, as part of Home Runs for Trees, a partnership with PGW and the Pennsylvania Horticultural Society. Over 1,500 trees have been planted in the Delaware Valley since the inception of this program.

phillies.com/redgoesgreen



Photo by Rachel Witz

CITIZENS BANK PARK FACTS

SEATS: Capacity: 42,901; Color of seats: Sapphire blue; Hussey Seating Co. Seats are angled toward the infield and equipped with cup holders.

SMOKE-FREE FACILITY: Smoking is not permitted inside Citizens Bank Park.

SPORTS LIGHTING SYSTEM: A system of 539 LED fixtures featuring Total Light Control technology, installed by Musco Lighting. The system features instant on/off/dimming capabilities that helps the ballpark reduce its environmental footprint. It also includes Ball Tracker™ technology, which optimizes visibility of the ball, in addition to unmatched light control that virtually eliminates glare from impacting players and fans.

STATUES: Richie Ashburn (Ashburn Alley), Steve Carlton (Left Field Gate), Mike Schmidt (Third Base Gate), Robin Roberts (First Base Gate), 10 feet high, sculpted by Zenos Frudakis; Harry Kalas (Main Concourse behind Section 141, near Miller Lite Liberty Landing), 7.5 feet high, sculpted by Lawrence J. Nowlan.



SUITES: 70, all located between the foul poles. The luxurious suites are located directly above field level and afford spectacular views of the action.

VENUE MANAGEMENT: OVG360

VETERANS MEMORIAL: To commemorate the site of Veterans Stadium, the Phillies built a monument as an everlasting memorial to veterans. Located on Pattison Avenue, it includes the American flag along with bronze plaques and flags representing the Army, Marine Corps, Navy, Air Force, Coast Guard and POW/MIA.



PHILLIE PHANATIC



HT: 6-6; **WT:** 300

AGE: Made debut on April 25, 1978

BIRTHPLACE: Galapagos Islands

Named after the team's fanatical fans, the Phillie Phanatic was created by the team's marketing department after the 1977 season. From that humble beginning, the beloved mascot evolved and is celebrated as part of a permanent exhibit in the National Baseball Hall of Fame in Cooperstown, N.Y. Over the years, various national media outlets have ranked the Phanatic as the No. 1 sports mascot.

Often featured on sports highlight shows, in recent years he stepped into prime time with appearances on the NBC television show "30 Rock" and ABC's "The Goldbergs" and "Schooled." He's also visited the sets of NBC's "Today," "Good Morning America," "CBS This Morning," and ESPN's "SportsCenter" and "College GameDay." A frequent flyer, the Phanatic has logged miles to Japan, Australia, Mexico and Europe and most notably journeyed to his homeland of the Galapagos Islands.

Dave Raymond, a graduate of the University of Delaware, was the original performer in costume and spent 16 years entertaining as the Phanatic. The current Phanatic, Tom Burgoyne, began his fanatical career in 1989 as Raymond's backup, later joining the Phillies marketing department in 1990. Over the course of his tenure, Tom has written two Phillie books, 17 children's books and a business/leadership book called *Phellie the Love*. In addition, he's developed a reading program (Phanatic About Reading) that encourages kids to read at least 15 minutes every day. In 2020, Tom was honored with the Richie Ashburn & David Montgomery Special Achievement Award, which is given to a member of the Phillies organization who has demonstrated loyalty, dedication and passion for the game.

Tom is a graduate of St. Joseph's Preparatory School and Drexel University (1988), where he earned a bachelor's degree in marketing. He and his wife Jennifer have three sons, Andrew, Daniel and Matthew.



CITIZENS BANK PARK GROUND RULES

DUGOUT AND PHOTOGRAPHERS' AREAS

Ball striking fence or railing in front of dugout and photographers' area and rebounding onto field: **In Play**.

Ball on top step (lip) of dugout: **In Play**.

Ball striking dugout roof: **Out of Play**.

BACKSTOP AREA

Pitched or thrown ball on ledge of backstop or signage behind home plate: **In Play**.

Ball going into camera area behind home plate: **Out of Play**.

Ball striking guy wires that support backstop: **Out of Play (No longer considered a batted ball in flight)**.

TARP AREA

Thrown or fair ball that lodges beneath or behind canvas on-field tarp: **Out of Play**.

OUTFIELD AREA

Left Field:

Over the fence and in plantings: **Home Run**.

Ball strikes spectator in fair territory: **Home Run**.

Left Center Field to Center Field:

Ball hits on or to the left of the vertical yellow line: **Home Run**.

Ball hits to the right of the vertical yellow line and rebounds back onto the field: **In Play**.

Ball hits on or to the right of the vertical yellow line and goes over the center field fence without striking the ground: **Home Run**.

Right Center Field to Right Field:

Ball wedges in chain link fence in front of out-of-town scoreboard: **Two Bases**.

Ball strikes fence or scoreboard and goes over center field fence without striking the ground: **Home Run**.

QUALIFYING MARKS

Batting Championship: Highest batting average and 502 or more plate appearances. However, if there is any player with fewer than the required number of plate appearances whose average would be the highest if he were charged with the required number of official at-bats, then that player shall be awarded the championship.

Pitching Championship: Lowest ERA and 162 or more innings pitched.

Fielding Championship: Highest fielding average and (a) catcher must have played in at least 81 games; (b) infielder or outfielder must have played in at least 108 games; and (c) pitcher must have 162 innings pitched.

Rookie: A player shall be considered a rookie unless, during a previous season or seasons, he has (a) exceeded 130 at-bats or 50 innings pitched in the major leagues; or (b) accumulated more than 45 days on the active roster of a major league club or clubs during the period of the 26-player limit.

Save: Credit a pitcher with a save when:

- (1) He is the finishing pitcher in a game won by his club;
- (2) He is not the winning pitcher, and
- (3) He qualifies under one of the following conditions:
 - (a) He enters the game with a lead of no more than three runs and pitches for at least one inning, or
 - (b) He enters the game with the potential tying run either on base, at bat or on deck, or
 - (c) He pitches effectively for at least three innings.

No more than one save may be credited in each game.

Consecutive-Game Hitting Streak: A consecutive-game hitting streak shall not be terminated if all the player's plate appearances result in a walk, hit batsman, defensive interference or a sacrifice bunt. The streak shall terminate if the player has a sacrifice fly and no hit.

Consecutive-Game Playing Streak: A consecutive-game playing streak shall extend if the player plays one half-inning on defense, or if he completes a time at bat by reaching base or being put out. A pinch-running appearance only shall not extend the streak. If a player is ejected from a game by an umpire before he can comply with the requirements of this rule, his streak shall continue.

RULES OF INTEREST

DOCTORED BAT: If a filled or “doctored” bat is used, the player is to be called out and ejected from the game and is subject to additional penalties. Any balls hit by an illegal bat do not count. If the umpire sees the illegal bat before it is used, he issues a warning, but there is no penalty.

EXTRA INNINGS: If the score is tied after nine innings, and for each extra inning of those games, the team batting will begin the inning with a runner on second base. The runner on second base at the start of each half-inning has to be the player (or substitute for such player) in the batting order immediately preceding that half-inning’s leadoff hitter.

MINIMUM NUMBER OF BATTERS FOR PITCHERS: An amendment to Rule 5.10(g) requires that starting pitchers and relief pitchers must pitch to either a minimum of three batters or the end of a half-inning (with exceptions for incapacitating injury or illness).

NIGHT GAME: Any game scheduled to start after 5 p.m. will be considered a night game. If a game is scheduled to start at 5 p.m. and is delayed for any reason it will be considered a day game. If a game is scheduled to start at 5:01 p.m. it will be considered a night game. Two-night doubleheaders shall be considered two night games.

PINCH-HITTERS: A player shall be considered a pinch-hitter only if he enters the game as a substitute batter and only on his first time at bat, which must be before he becomes a fielder. If the team bats around and a pinch-hitter comes up a second time in the inning in which he first appeared, he will not be considered a pinch-hitter during that second time up.

ROSTER LIMITS: The active roster limit is 28 from Opening Day through May 1, with a 29th player allowed for doubleheaders. From May 2 through Aug. 31 and in postseason games, it is 26 (max. 13 pitchers), with a 27th player allowed for doubleheaders. From Sept. 1 through the end of the season, all clubs must carry 28 players on the active roster (max. 14 pitchers).

SUSPENDED GAME RULE: For the purpose of this rule, all performances in the completion of a suspended game shall be considered as occurring on the original date of the game. A game terminated by curfew or by a prearranged time limit is a suspended game if it has progressed to be an official game (4½ or 5 innings). A game terminated by light failure or malfunction of a mechanical field device under control of the home club is a suspended game anytime after it begins. Rule 4.11 (d)... A called game ends at the moment the umpire terminates play. EXCEPTION: If the game is called while an inning is in progress and before it is completed, the game becomes a suspended game in each of the following situations:

- The visiting team has scored one or more runs to tie the score and the home team has not scored.

- The visiting team has scored one or more runs to take the lead and the home team has not tied the score or retaken the lead.

Suspended games shall be resumed at the exact point of suspension immediately preceding the next scheduled, single game between the two clubs at the same site.

Any legal game called due to weather with the score tied is a tie game and must be replayed in its entirety.

WAIVER AND DRAFT PRICES: The waiver price is \$20,000 and the Major League Draft price is \$50,000.

YEAR OF SERVICE: 172 days constitute a full major league year of service.

RAIN RULES

Prior to the start of a game, the right to play is vested in the home club. Once lineup cards have been exchanged, the Umpire-In-Chief shall have the sole authority to determine whether and when play shall be halted and whether and when play shall resume. He shall not call the game until at least 30 minutes after he has suspended play. He may continue the suspension as long as he believes there is any chance to resume play. The Crew Chief shall at all times try to complete a game. His authority to resume play following one or more suspensions of as much as 30 minutes each shall be absolute and he shall terminate a game only when there appears to be no possibility for completing it.

For series that begin on or after September 1, during the final series of the season between two clubs in the home ballpark of each club – even if the game has not yet begun – MLB’s Executive VP of Baseball Operations (or his designee) shall be the sole authority as to whether or not a game shall be started because of unsuitable weather or the unfit condition of the playing field.

HOW TO FIGURE

Batting Average: Divide at-bats into hits.

ERA: Multiply earned runs by nine and divide the total by innings pitched.

Slugging Percentage: Divide total bases by the total times at bat (not including walks, sacrifices, hit by pitcher or interference).

On-Base Percentage: Divide the on-base total (hits, walks, hit by pitcher, and interference) by total plate appearances (at-bats, walks, hit by pitcher and sacrifices).

Fielding Percentage: Divide the total putouts and assists by total chances (putouts, assists and errors).

Winning Percentage: Divide the number of games won by the total games played.

Magic Number: Determine the number of games yet to be played, add one, then subtract the number of games ahead in the loss column of the standings from the closest opponent.

SPRING TRAINING INFORMATION

BAYCARE BALLPARK

"If there is a gold standard among Grapefruit League ballparks, it is Clearwater's BayCare Ballpark (formerly Spectrum Field). It is the standard by which older ballparks are evaluated and new ballparks are planned. It's not the biggest or the most historic, but on virtually every level it's the nicest, and it works very well on a functional level: you never, ever feel crushed or crowded, even when you're queuing up for parking or an entrance to the ballpark. We really can't think of a better time at a spring training game than to spend the afternoon at BayCare Ballpark." – springtrainingonline.com

Fans certainly have enjoyed spending the afternoon at BayCare Ballpark since it first opened in 2004. As the Phillies entered their 19th spring at their Clearwater home, total attendance stood at 2,139,634.

Of that total, 113,037 were there in the first year, easily breaking the spring record (94,811 in 1994) at Jack Russell Memorial Stadium, where the Phillies trained starting in 1955. Attendance for the first year there was a meager 16,832.

The Phillies first moved to Clearwater in 1947, replacing the Cleveland franchise, which moved to Tucson, Ariz. Athletic Field, with a seating capacity of 3,000, was their first home. The previous spring, the Phillies trained in Miami Beach, Fla. Because of World War II travel restrictions, the Phillies trained close to home in 1943 (Hershey, Pa.) and 1944-45 (Wilmington, Del.).

Only the Detroit Tigers have been in a Florida location longer, holding camp in Lakeland since 1934. The Tigers clobbered the Phillies, 13-1, in their first Clearwater game, March 11, 1947, before a paid crowd of 1,766 and lost the first game at Jack Russell Stadium, 4-2, on March 10, 1955, before 4,209 fans.

In 2004, the Phillies also opened a new home in Philadelphia, Citizens Bank Park. No other club ever unveiled two ballparks in the same year.

FIRST GAME AT BAYCARE BALLPARK

Date: March 4, 2004
Score: Phillies 5, Yankees 1
Attendance: 8,205
First batter: CF Kenny Lofton
First pitcher: RHP Vicente Padilla
First hit: CF Marlon Byrd (1st-inning single)



PHILLIES SPRING TRAINING SITES

1883-85	Philadelphia, PA	1902	Washington, NC	1921	Gainesville, FL
1886	Charleston, SC	1903	Richmond, VA	1922-24	Leesburg, FL
1887	Savannah, GA	1904	Savannah, GA	1925-27	Bradenton, FL
1888	Cape May, NJ	1905	Augusta, GA	1928-37	Winter Haven, FL
1889-90	Jacksonville, FL	1906-08	Savannah, GA	1938	Biloxi, MS
1891	Cape May, NJ	1909-10	Southern Pines, NC	1939	New Braunfels, TX
1892	Gainesville, FL	1911	Birmingham, AL	1940-42	Miami Beach, FL
1893-94	Philadelphia, PA	1912	Hot Spring, AR	1943	Hershey, PA
1895-96	Hampton, VA	1913	Southern Pines, NC	1944-45	Wilmington, DE
1897	Augusta, GA	1914	Wilmington, NC	1946	Miami Beach, FL
1898	Cape May, NJ	1915-18	St. Petersburg, FL	1947-	Clearwater, FL
1899-1900	Charlotte, NC	1919	Charlotte, NC		
1901	Philadelphia, PA	1920	Birmingham, AL		

SPRING TRAINING INFORMATION

BAYCARE BALLPARK

Street Address: 601 N. Old Coachman Road
Clearwater, FL 33765
Telephone: (727) GO-PHILS
Fax: (727) 461-7768
Seating Capacity: 8,272



MINOR LEAGUE CAMP

Site: Paul Owens Training Facility
at Carpenter Complex
Street Address: 651 N. Old Coachman Road, Clearwater, FL 33765
Telephone: (727) GO-PHILS
Fax: (727) 726-1793

2022 PHILLIES SPRING TRAINING SCHEDULE

Day	Date	Opponent	Site	Broadcast	Time
Friday	March 18	Tigers	Lakeland	W	1:05 p.m.
Saturday	March 19	Blue Jays	CLEARWATER	N/W	1:05 p.m.
Sunday	March 20	Braves	North Port	W	1:05 p.m.
Monday	March 21	Yankees	Tampa	M	1:05 p.m.
Tuesday	March 22	Tigers	CLEARWATER	N+	1:05 p.m.
Wednesday	March 23	Blue Jays	CLEARWATER	N	1:05 p.m.
Thursday	March 24	Pirates	Bradenton	M	1:05 p.m.
Friday	March 25	Yankees	CLEARWATER	N+	1:05 p.m.
Saturday	March 26	Tigers	Lakeland	W	1:05 p.m.
Sunday	March 27	Blue Jays	Dunedin	W	1:07 p.m.
Monday	March 28	Orioles	CLEARWATER	N+	1:05 p.m.
Tuesday	March 29	Yankees	Tampa	M	1:05 p.m.
Wednesday	March 30	Tigers	CLEARWATER	N+	1:05 p.m.
Thursday	March 31	Yankees	CLEARWATER	N+	1:05 p.m.
Friday	April 1	Orioles	Sarasota	M	1:05 p.m.
Saturday	April 2	Blue Jays	Dunedin	W	1:07 p.m.
Sunday	April 3	Tigers	CLEARWATER	N/W	1:05 p.m.
Monday	April 4	Yankees	Tampa	M	1:05 p.m.
Tuesday	April 5	Pirates	CLEARWATER	N+	12:05 p.m.
Wednesday	April 6	Rays	Tropicana Field	M	12:35 p.m.

N – NBCSP; N+ – NBCSP+; M – MLB.com; W – WIP 94.1 FM



2022 SCHEDULE & PROMOTIONS



CONTACT INFORMATION

Individual Tickets, Information and Tours:

215-463-1000

Season & Group Sales:
215-463-5000

Special Events (Non-game day events):
215-218-5100

New Era Phillies Team Store:
267-570-2333

phillies.com

Follow @phillies on Twitter
Like the Phillies on Facebook
Follow @phillies on Instagram
Add the Phillies on Snapchat
Follow @phillies on TikTok

SUN	MON	TUES	WED	THURS	FRI	SAT
APRIL						
					1	2
3	4	5	6	7	8 OAK 3:05	9 OAK 4:05
10 OAK 1:05	11 NYM 6:45	12 NYM 6:45	13 MIA 1:05	14 MIA 6:40	15 MIA 6:40	16 MIA 6:10
17 MIA 1:40	18 COL 8:40	19 COL 8:40	20 COL 3:10	21	22 MIL 7:05	23 MIL 6:05
24 MIL 4:10	25 COL 6:45	26 COL 6:45	27 COL 6:45	28 COL 1:05	29 NYM 7:10	30 NYM 7:10

SUN	MON	TUES	WED	THURS	FRI	SAT
JULY						
					1	2
3 STL 7:08	4	5 WSH 7:05	6 WSH 7:05	7 WSH 4:05	8 STL 8:15	9 STL 2:15
10 STL 2:15	11 TOR 7:15	12 TOR 7:07	13 TOR 7:07	14	15 MIA 6:40	16 MIA 4:10
17 MIA 1:40	18 MIA 1:40	19 MIA 1:40	20 MIA 1:40	21	22 CHI 7:05	23 CHI 6:05
24 CHI 1:35	25 ATL 7:05	26 ATL 7:05	27 ATL 12:35	28 PIT 7:05	29 PIT 7:05	30 PIT 7:15
31 PIT 1:35						

SUN	MON	TUES	WED	THURS	FRI	SAT
1 NYM 7:08	2	3 TEX 6:45	4 TEX 6:45	5 NYM 6:45	6 NYM 7:05	7 NYM 4:05
8 NYM 1:35	9 SEA 9:40	10 SEA 9:40	11 SEA 3:40	12 LAD 10:10	13 LAD 10:10	14 LAD 10:10
15 LAD 4:10	16	17 SD 6:45	18 SD 6:45	19 SD 1:05	20 LAD 10:10	21 LAD 6:05
22 LAD 1:35	23 ATL 7:20	24 ATL 7:20	25 ATL 7:20	26 ATL 7:10	27 NYM 7:10	28 NYM 7:15
29 NYM 7:08	30 SF 4:05	31 SF 6:45	MAY			

SUN	MON	TUES	WED	THURS	FRI	SAT
1	2 ATL 7:20	3 ATL 12:20	4 WSH 7:05	5 WSH 7:05	6 WSH 6:05	7 WSH 6:05
8	9 MIA 7:05	10 MIA 7:05	11 MIA 1:05	12 NYM 7:10	13 NYM 7:10	14 NYM 7:15
15 NYM 1:40	16 CIN 6:40	17 CIN 6:40	18 CIN 12:35	19 NYM 7:10	20 NYM 7:15	21 NYM 7:15
22 CIN 1:35	23 CIN 7:05	24 CIN 7:05	25 CIN 7:05	26 PIT 7:05	27 PIT 7:05	28 PIT 6:05
29 ARI 9:40	30 ARI 9:40	31 ARI 9:40	AUGUST			

SUN	MON	TUES	WED	THURS	FRI	SAT
JUNE						
			1 SF 6:05	2	3 LAA 7:05	4 LAA 7:15
5 LAA 1:35	6	7 MIL 8:10	8 MIL 8:10	9 MIL 2:10	10 ARI 7:05	11 ARI 4:05
12 ARI 1:35	13 MIA 7:05	14 MIA 7:05	15 MIA 1:05	16 WSH 7:05	17 WSH 7:05	18 WSH 4:05
19 WSH 12:05	20	21 TEX 8:05	22 TEX 4:05	23 SD 9:40	24 SD 9:40	25 SD 10:10
26 SD 4:10	27	28 ATL 7:05	29 ATL 7:05	30 ATL 6:05		

SUN	MON	TUES	WED	THURS	FRI	SAT
					1	2
4 SF 4:05	5	6 MIA 6:45	7 MIA 6:45	8 MIA 6:45	9 WSH 7:05	10 WSH 6:05
11 WSH 1:05	12	13 MIA 6:40	14 MIA 6:40	15 MIA 6:40	16 ATL 7:20	17 ATL 7:20
18 ATL 1:35	19	20 TOR 6:45	21 TOR 6:45	22 ATL 6:45	23 ATL 7:05	24 ATL 4:05
25 ATL 1:05	26	27 CHI 7:40	28 CHI 7:40	29 CHI 2:20	30 WSH 7:05	1 WSH 7:05
2 WSH 1:35	3 HOU 8:10	4 HOU 8:10	5 HOU TBD	6	7	8

HOME GAMES LISTA LISTB LISTC LISTD Sunday Ticket Plan

SUN	MON	TUES	WED	THURS	FRI	SAT
SEPTEMBER/OCTOBER						

PROMOTIONS

- Opening Day presented by Nemours Children's Health/**Fleece Headband** ♦ (4/8)
- McDonald's Opening Night/**Bryce Harper MV3 T-Shirt** ★ (4/9)
- Cavity Busters Kids Opening Day/**Windbreaker** ✦ (4/10)
- Jackie Robinson Salute ♦ (4/23)
- Citizens Phanatic Birthday/**Phanatic T-Shirt** ✦ (4/24)
- Hatfield Phillies Franks Dollar Dog Night ♦ (4/26)
- Independence Blue Cross Senior Stroll the Bases ♦ (4/28)
- Hatfield Phillies Franks Dollar Dog Night ♦ (5/3)
- Herr's Mother's Appreciation Day/**Ladies Crossbody Clutch** ▼ (5/8)
- Citizens Weather Education Day presented by NBC10 First Alert Weather ✦ (5/19)
- Johnson Controls Arm Sleeve** ✦ (5/22)
- Phanatic About Reading Night presented by Xfinity/**Phanatic Children's Book** ✦ (6/4)
- Toyota Bryce Harper Bobble Figurine** ♦ (6/10)
- The Avett Brothers Postgame Concert presented by Jim Beam ♦ (6/11)
- Chevrolet Father's Appreciation Day/**Bucket Hat** ▲ (6/12)
- Phans Feeding Families Night ♦ (6/14)
- Xfinity Fireworks Show #1 ♦ (7/1)
- Xfinity Fireworks Show #2 ♦ (7/3)
- Jake Owen Postgame Concert presented by Jim Beam ♦ (7/23)
- PECO Zack Wheeler Replica Jersey** ✦ (7/24)
- MLB Network Tote Bag** ✦ (7/26)
- Nemours Children's Health Kids Run the Bases ✦ (7/27)
- Toyota Phillies Wall of Fame Night ♦ (8/6)
- Toyota Phillies Alumni Day ♦ (8/7)
- Nemours Children's Health Kids Run the Bases ✦ (8/11)
- I Love the 90s Postgame Concert featuring Vanilla Ice, Tone Loc, Rob Base & DJ Jazzy Jeff presented by Jim Beam ♦ (8/19)
- Sustainable Phillies Cap** presented by PGW ♦ (8/20)
- Richman's Ice Cream Phillie Phanatic Pop! Vinyl** ✦ (8/21)
- Goya Latino Family Celebration ♦ (8/25)
- J.T. Realmuto Back-to-School Cooler Bag** presented by Fante's Plumbing, Heating & Air ✦ (8/28)
- Nemours Children's Health Childhood Cancer Awareness Night ♦ (9/9)
- GIANT Family Night/Fleece Blanket** ✦ (9/10)
- Fan Appreciation Day ♦ (9/25)

- ♦ All fans
- ★ Fans 15 and over
- ▲ Children 14 and under
- ♣ Men 15 and over
- ▼ Women 15 and over
- Fans 55 and over
- ✦ Must register through Theme Night Page on phillies.com

Citizens Businessperson's Specials: 4/13, 4/28, 5/19, 6/15, 7/27, 8/11
Hatfield Phillies Franks Dollar Dogs: 4/26, 5/3

Red-Giveaways Blue-Promotions
Schedule, promotions subject to change.



RALLY, RING, REPEAT.

*A simple guide
to true phandom.*

 **Citizens**[™]
Official Bank of the *Phillies*

© 2022 Citizens Financial Group, Inc. All rights reserved. Citizens is a brand name of Citizens Bank, N.A. Member FDIC.
Major League Baseball trademarks and copyrights are used with permission of MLB Advanced Media, L.P.