

2022 SAN DIEGO PADRES

MEDIA GUIDE





**GO TO
BAT FOR
YOUR PET'S
HEALTH**

petco
THE HEALTH +
WELLNESS CO.

PADRES

2022 SAN DIEGO PADRES MEDIA GUIDE

CLUB DIRECTORY	2	Stammen, Craig.....	221
Front Office.....	2-4	Suarez, Robert.....	226
EXECUTIVES	5	Tatis Jr., Fernando.....	227
Peter Seidler.....	6	Thompson, Trayce.....	234
Erik Greupner.....	7	Voit, Luke.....	237
A.J. Preller.....	8	Waldron, Matt.....	242
Executives.....	9-16	Weathers, Ryan.....	244
MANAGER & STAFF	18	Wilson, Steven.....	246
Bob Melvin.....	19-21	HISTORY & RECORDS	249
Coaching Staff.....	22-32	Padres Hall of Fame.....	250-253
Baseball Support Staff.....	33	Padres Retired Numbers.....	254
Baseball Advisors.....	34	Padres in Cooperstown.....	255
Baseball Operations.....	35	Local Award Winners.....	256
Player Health & Performance.....	36-37	National League Award Winners.....	257-258
UC San Diego Health.....	38	Annual Standings & Home Attendance.....	259-261
2022 SAN DIEGO PADRES	39	San Diego Rainouts & Delays.....	262
Abrams, C.J.....	40	Opening Day History.....	263-266
Adams, Austin.....	42	Annual Batting Totals.....	267
Alfaro, Jorge.....	45	Annual Pitching Totals.....	268
Avila, Pedro.....	48	Annual Batting Leaders.....	269-271
Azocar, José.....	50	Annual Pitching Leaders.....	272-274
Baez, Michel.....	52	Career Batting Leaders.....	275
Batten, Matthew.....	54	Career Pitching Leaders.....	276
Beatty, Matt.....	56	Single-Season Batting Leaders.....	277
Belen, Carlos.....	59	Single-Season Pitching Leaders.....	278
Bergen, Travis.....	60	No-Hitter.....	279
Brink, Jordan.....	62	Low-Hit Games.....	280
Burdi, Nick.....	64	Home Run History.....	281
Camarena, Daniel.....	66	Single-Season Records.....	282-285
Campusano, Luis.....	69	Single-Game Records.....	286-287
Caratini, Victor.....	71	Single-Inning Records.....	288
Castillo, José.....	74	Doubleheader Records.....	288
Clevinger, Mike.....	76	Consecutive Records.....	289-290
Contreras, Efrain.....	80	Rookie Records.....	290-291
Crismatt, Nabil.....	81	Batting Records by Position.....	292
Cronenworth, Jake.....	84	Relief Pitching Records.....	293
Darvish, Yu.....	88	Last Time it Happened.....	294-295
Felipe, Angel.....	94	Triple Plays.....	295
Fillmyer, Heath.....	96	Padres in the Postseason.....	296-303
García, Luis.....	98	Padres All-Time Roster.....	304-310
Gore, MacKenzie.....	101	OPPONENTS	311
Grisham, Trent.....	103	All-Time Record vs. Opponents.....	312
Guerra, Javy.....	107	Annual Record vs. Opponents.....	312-313
Higgins, Tyler.....	109	Opponents.....	314-317
Hill, Tim.....	111	SCOUTING AND PLAYER DEVELOPMENT	318
Hinojosa, C.J.....	114	Player Development Staff.....	319
Hosmer, Eric.....	116	Support Staff & Administration.....	320
Johnson, Pierce.....	123	Sports Medicine & Performance.....	321
Kerr, Ray.....	126	Scouting.....	322
Kim, Ha-Seong.....	128	Area Scouts.....	323-324
Knehr, Reiss.....	131	International Scouting & Operations.....	325
Kohlwey, Taylor.....	133	Professional Scouts.....	326
Kopps, Kevin.....	135	Padres Affiliate History & Coaches.....	327-331
Krol, Ian.....	136	Padres Dominican Republic Baseball Park.....	332
Lamet, Dinelson.....	138	Spring Training/Peoria Sports Complex.....	333
Leyba, Domingo.....	142	All-Time Padres First-Round Draft Picks.....	334
Lieberato, Luis.....	144	2022 Padres Minor League Players.....	335-364
Machado, Manny.....	146	PETCO PARK	366
Manaea, Sean.....	154	Ground Rules.....	367
Martinez, Nick.....	158	Park Information.....	368-376
Mazara, Nomar.....	162	Brown Is Back.....	376
Milone, Thomas.....	166	Petco Park Firsts.....	377
Morejon, Adrian.....	168	Petco Park Statues.....	377
Musgrove, Joe.....	170	COMMUNITY	378-383
Myers, Wil.....	175	MEDIA	384
Nola, Austin.....	183	Padres Communications.....	385
Northcraft, Aaron.....	186	Media.....	386
Paddack, Chris.....	188	Broadcasters.....	387-390
Pagán, Emilio.....	192	Padres Content.....	390
Pomeranz, Drew.....	196	PETCO PARK SEATING CHART	391
Profar, Jurickson.....	201	2022 REGULAR SEASON SCHEDULE	392
Rivas, Webster.....	205		
Rodriguez, Aderlin.....	207		
Rosario, Eguay.....	210		
Scholten, Jesse.....	212		
Snell, Blake.....	214		

FRONT OFFICE DIRECTORY



PETCO PARK - 100 PARK BLVD. - SAN DIEGO, CA 92101

SENIOR EXECUTIVES

Executive Chairman	Peter Seidler
Chief Executive Officer	Erik Greupner
President, Baseball Operations & General Manager	A.J. Preller
Executive Vice President, Business Administration & General Counsel	Caroline Perry
Senior Vice President, Chief Marketing Officer	Chris Connolly
Senior Vice President, Community & Military Affairs	Tom Seidler
Senior Vice President, Corporate Partnerships	Sergio del Prado
Senior Vice President, People & Culture	Sara Greenspan

EXECUTIVE SUPPORT STAFF

Executive Assistant to the Chairman	Taylor Peiton
Executive Assistant to the Chief Executive Officer	Virginia Schang
Special Assistant to the Chief Executive Officer	Mark Loretta
Executive Assistant to the SVP, Business Administration & General Counsel	Julia Lepore

ACCOUNTING AND FINANCE

Vice President, Finance	Gregory Massey
Manager, Accounting	Devin Carr
Coordinator, Purchasing & Diverse Business Partner	Doris Middleton
Staff Accountant	Joseph Kosmicki
Staff Accountant	Jonathan Pendergast
Staff Accountant	Sherie Abu-Rahma
Clerk, Accounts Payable	Mark Trias

BALLPARK MANAGEMENT

Vice President, Ballpark Operations	Ken Kawachi
Senior Director, Security & Transportation	Kevin Dooley
Senior Director, Field Operations	Mat Balough
Director, Event Operations	Christian Mua
Assistant Director, Field Operations	Peter Hayes
Project Manager, Ballpark Operations	Bridget Young
Senior Manager, Event Operations	Kimberly Seaburg
Manager, Security Operations	Lauren Spjursen
Manager, Security, Venue Operations & Compliance	Michelle Martinez-Lalveter
Manager, Field Operations	Robert Gladwell
Coordinator, Event Operations	James Tucker
Coordinator, Event Operations	Madison Taylor-Hawk
Supervisor, Ballpark Security	Hunter Green
Supervisor, Ballpark Security	Kevin Rene
Supervisor, Ballpark Security	Angel Vega Torres
Assistant Groundskeeper	Andrew Faust
Assistant Groundskeeper	Alec Maddux
Assistant Groundskeeper	Dominic Quezada
Security Officer Lead	Silvestre Balistreri
Security Officer	Nikko Amador-Carman
Security Officer	Chris Atkinson
Security Officer	Candace Castro
Security Officer	Manuel Colerigo
Security Officer	Reginald Collins
Security Officer	Alexis De La Torre
Security Officer	Roberto DeCasas
Security Officer	Eric Harris
Security Officer	Joshua Kucenic
Security Officer	Mark Lahart
Security Officer	Gabriel Laus
Security Officer	Tyler Michael
Security Officer	Andres Rivadeneira
Security Officer	William Rohde
Security Officer	Sergio Sanchez
Security Officer	Michael Zbikowski

BALLPARK FACILITIES MANAGEMENT

Senior Director, Facility Services	Randy McWilliams
Director, Facility Services	Armando Montes
Manager, Ballpark Facilities	Becky Patlan
Chief Engineer	John Cooper
Senior Facilities Engineer	Paul Currans
Senior Facilities Engineer	Jose Garcia
Senior Facilities Engineer	Steve Heimer
Senior Facilities Engineer	Gene Leatherwood
Facilities Engineer, Refrigeration & HVAC	Maria Lopez
Facilities Engineer	Nicholas Adonizio
Facilities Engineer	Alberto Canedo
Facilities Engineer	Salvador Gomez Diaz
Facilities Engineer	Stephen Gryska
Facilities Engineer	Miles Talmont
Facilities Engineer	Matthew Vela
Lead Painter	Manny Sanchez
Painter	Jesse Gomez
Painter	Teon Hawkins

BASEBALL OPERATIONS

Vice President, Assistant General Manager	Fred Uhlman, Jr.
Vice President, Assistant General Manager	Josh Stein
Vice President, Baseball Operations	Nick Ennis
Senior Advisor/Director of Player Personnel	Logan White
Director, Baseball Information Services	Matt Klitsche
Director, Baseball Administration & Special Asst. to GM	Michaelene Courts
Senior Advisor, Baseball Operations	Trevor Hoffman
Senior Advisor, Baseball Operations	Glenn Hoffman
Special Assistant to the General Manager	Moises Alou
Advisor, Baseball Operations	Allen Craig
Special Assistant, Baseball Operations	A.J. Ellis
Special Assistant, Baseball Operations	Steve Finley
Special Assistant to the General Manager	James Keller
Special Assistant, Baseball Operations & Player Development	Ian Kinsler
Special Assistant, Baseball Operations	Hideo Nomo
Advisor, Baseball Operations	Chan Ho Park
Special Assistant to the General Manager	David Post
Senior Advisor, Scouting	Ron Rizzo

BASEBALL SYSTEMS AND RESEARCH & DEVELOPMENT

Director, Baseball Systems	Wells Oliver
Director, Baseball Research & Development	Adam Esquer
Director, Sports Science	Nathan Landau
Assistant Director, Baseball Research & Development	Cody Zupnick
Senior Developer, Baseball Systems	Garret Doe
Senior Developer, Baseball Systems	Michael Vanger
Senior Analyst, Baseball Research & Development	Jeremy Muesing
Senior Performance Scientist	Patrick Cherveny
Manager of Amateur Analysis, Baseball Research & Development	Layne Gross
Analyst, Baseball Research & Development	Mario Paicuc
Developer, Baseball Systems	Gustavo Montalvo
Instructor, Sports Science	Christian Wonders
Biochemist, Sports Science	Jesus Ramos
Analyst, Baseball Research & Development and Sports Science	Joseph Sutcliffe

FRONT OFFICE DIRECTORY



MAJOR LEAGUE SUPPORT STAFF

Director, Player & Staff Services	TJ Lasita
Major League Video Coordinator	Joe McAlpin
Coordinator, Advance Scouting & Baseball Operations	James McKew
Major League Assistant Video Coordinator	Adam Hunt
Coordinator, Japanese Player Services	Shingo Horie
Major League Interpreter - Korean	Leo Bae
Clubhouse Assistant - Home	James Bigler
Manager, Clubhouse & Equipment	TJ Laidlaw
Assistant Equipment Manager & Umpire Room Attendant	Tony Petricca
Clubhouse Assistant - Home	Josh Vernetti
Clubhouse Assistant - Home	Cole Flint
Clubhouse Assistant - Home	Grant Muenchow
Manager, Visiting Clubhouse	Spencer Dallin
Clubhouse Assistant - Visitor	Brendan McClain
Clubhouse Assistant - Visitor	Raul Leo

MEDICAL AND TRAINING STAFF

Director, Player Health & Performance	Don Tricker
Head Athletic Trainer	Mark Rogow
Major League Assistant Athletic Trainer	Ben Fraser
Major League Assistant Athletic Trainer	Ricky Huerta
Major League Physical Therapist	Scott Hacker
Major League Strength & Conditioning Coach	Jay Young
Major League Strength & Conditioning Coach	Kenny Esquivel
Coordinator, Performance Nutrition & Baseball Dietitian	Whitney Milano
Major League Massage Therapist	Atsushi Nakasone
Major League Massage Therapist	Yuji Nagahama

PLAYER DEVELOPMENT

Director, Player Development	Riley Westman
Assistant Director, Player Development	Michael Daly
Special Assistant to the General Manager/Field Coordinator	Mark Conner
Director, Pitching Development	Rob Marcello
Player Development Consultant	Mike Shildt
Minor League Hitting Coordinator	Oscar Bernard
Minor League Hitting Coordinator	Michael McCoy
Minor League Infield Coordinator	Ryan Barba
Minor League Catching Coordinator	Brian Whitley
Rehab Pitching Coordinator	Matt Hancock
Manager, Minor League Administration/Peoria Operations	Todd Stephenson
Manager, Minor League Clubhouse & Equipment	Zach Nelson
Manager, Player Development	Brett Becker
Manager, Learning, Education & Life Skills	Kaitlyn Teske
Manager, Player Development Video Operations & Professional Scout	Ethan Dixon
Coordinator, International Player Development	Vicente Cafaro
Mental Skills Coach	Rosa Pou
Advisor, Professional Development	Jason Amoroso
Assistant, Player Development Technology & Video	Clinton Sewell
Assistant, Player Development Video Operations	Kory Reinsfelder
Clubhouse Assistant	Kyle Ross
Manager, Player Programming & Performance	Vinny Lopez
Minor League ATC Coordinator	Paul Porter
Minor League Strength & Conditioning Coordinator	Ryo Naito
Medical Administration Coordinator	Jolo Tarantino
Minor League Physical Therapist	Aaron Wengertsmen
Minor League Physical Therapist	Taylor McWilliams

SCOUTING & INTERNATIONAL OPERATIONS

Vice President, Professional Scouting	Pete DeYoung
Vice President, Amateur & International Scouting	Chris Kemp
Director, Pacific Rim Operations	Acey Kohrogi
Director, Latin American Operations	César Rizik
Scouting Crosschecker, Advisor to Baseball Operations	Luke Murton
Southeast Supervisor	Nick Brannon
West Coast Supervisor	Josh Emmerick
Northeast Supervisor	Mike Kanen
Georgia & Midwest Supervisor	Kurt Kemp
South Central Supervisor	Andrew Savlo
Coordinator, Amateur Scouting & Regional Scout	Spencer Babcock
Amateur Scouting Video Coordinator & Regional Scout	Max Kraust
International Scouting Supervisor	Trevor Schumm
International Scouting Supervisor	Bill McLaughlin
Administrative Assistant	Martina Pereyra
Administrator, International Operations	Franklyn Peguero

BROADCASTERS

Broadcaster	Jesse Agler
Broadcaster	Mark Grant
Broadcaster	Pedro Gutierrez
Broadcaster	Tony Gwynn Jr.
Broadcaster	Carlos Hernandez
Broadcaster	Don Orsillo
Broadcaster	Eduardo Ortega
Broadcaster	Bob Scanlan

BUSINESS ANALYTICS

Vice President, Business Strategy & Analytics	Scott Robish
Director, CRM & Data Strategy	Lisa Beno
Senior Business Analyst	Brendan Freeman

COMMUNICATIONS

Vice President, Communications	Craig Hughner
Director, Business Communications & Spanish Media Relations	Danny Sanchez
Director, Media Relations & Baseball Information	Darren Feeney
Manager, Media Relations & Baseball Information	JP Nolan
Manager, Business Communications	Vanessa Dominguez

COMMUNITY RELATIONS

Vice President, Community Relations	Bill Johnston
Advisor, Military Affairs	Jeannette Groeneveld
Director, Community Outreach	Connor Novak
Manager, Community Outreach	Sarah Wiggins

CONCESSIONS & RETAIL

Manager, Hospitality	Peter Thai
----------------------	------------

CONTENT

Senior Director, Content	Nicky Patriarca
Manager, Content	Michael Alcaraz
Team Photographer	Matt Thomas
Analyst, Multimedia	Bill Center

CORPORATE PARTNERSHIPS

Vice President, Partnership Services	Eddie Quinn
Director, Partnership Development	Alyssa Brown
Director, Partnership Development	Jeff Farmer
Director, Partnership Development	Ryan Thorvaldsen
Manager, Partnership Development	Alec Arshad
Manager, Partnership Fulfillment	Kaitlynn Aguirre
Senior Manager, Partnership Services	Hunter Khaleghi
Manager, Partnership Services	Codi Baylor
Manager, Partnership Services	William Grant
Coordinator, Partnership Services	Katelyn Roth

CREATIVE SERVICES

Director, Creative Digital Design	Daniel Kim
Senior Graphic Designer	Alexa Nasland
Graphic Designer	Evan Denworth

ENTERTAINMENT, BROADCASTING, PRODUCTION AND ARCHIVES

Vice President, Broadcasting & Entertainment	Erik Meyer
Director, Game Day Presentation	Shannon Landers
Director, Video Production	Ryan Baechel
Senior Manager, Scoreboard Operations	Jeff Praught
Senior Motion Designer/Producer	Thomas Higdon
Manager, Production Engineer	Hendrik Jaehn
Manager, Archives	Sandy O'Toole
Manager, Event Production	Brian Lewis
Audio Engineer	Chace Espudo
Videographer/Producer	Cristian Vaca
Producer/Editor	Sonni Simmons

GUEST EXPERIENCE

Senior Director, Guest Experience	Erin Swales
Manager, Guest Experience	Jenna Matsushita
Manager, Guest Experience	Caleb Van Hovel
Coordinator, Guest Experience	Rachelle Allison

FRONT OFFICE DIRECTORY

INFORMATION TECHNOLOGY

Vice President, Information Technology	Ray Chan
Director, Information Technology	Oscar Castro
Senior Application Developer	Dan Lee
Application Developer	Michael Kelly
Systems & Telecom Administrator	Hector Ortega
Network Administrator	Kris Paralta
IT Desktop Administrator	Oliver Bermoy
Coordinator, Information Technology	India Varma
Desktop Support Specialist	Johnny Ibanez

LEGAL

Associate General Counsel	Terezka Zabka
---------------------------	---------------

MARKETING

Director, Marketing	Emily Wittig
Director, Fan Engagement	Darryl Mendoza
Manager, Marketing Services	Tess Bloom
Supervisor, Fan Engagement & Entertainment	Jesi Perry

PEOPLE & CULTURE

Director, Benefits & Risk Management	Joanne Bautista
Director, People & Culture/Event Staff	Christina Hall
Manager, People & Culture	Noelle Mendoza
Analyst, Human Resources Information Systems	Pablo Vazquez
Manager, Payroll	Nicholas Rivera
Specialist, Payroll	Sarah Gonzales
Coordinator, People & Culture	Kristen Noneman

PUBLIC AFFAIRS

Vice President, Public Affairs	Diana Puetz
--------------------------------	-------------

SPECIAL EVENTS

Vice President, Special Events	Jadyn Lash
Senior Director, Events	Stephanie Grace
Senior Director, Special Events	Kristie Ewing
Director, Special Events	Allie Asuncion
Director, Special Events	Drew Gomes
Senior Manager, Events	Paula Badali
Manager, Special Events	Nicole Lucatuorto
Manager, Special Events	Juliana Spina
Operations Coordinator, Special Events	Agustin Vazquez
Assistant, Special Events	Jackie Stone

TICKET SALES

Vice President, Ticket Sales & Membership Services	Curt Waugh
Director, Tourism & Corporate Events	Chelsea Dill
Sales Manager, Travel & Tourism	Melissa DiMartino
Coordinator, Ticket Sales & Services Operations	Claire Ramirez

PREMIUM SALES

Director, Premium, Membership & Suite Sales	Jeff Gould
Senior Manager, Premium Sales - Team Lead	Will Cannon
Senior Manager, Premium Sales	Connor Soicher
Manager, Premium Sales	Gerald Harris
Manager, Premium Sales	Joe Galati
Manager, Premium Sales	Jack Spohn

GROUP TICKETS AND HOSPITALITY

Director, Group Tickets & Hospitality	Jenna Sain
Manager, Group Tickets & Hospitality	Anil Cannon
Account Manager, Group Tickets & Hospitality	Ryan Efler
Account Manager, Group Tickets & Hospitality	Logan Washburn
Senior Account Executive, Group Tickets & Hospitality	Brandon Drechsler

Senior Account Executive, Group Tickets & Hospitality	Derek Pharis
Account Executive, Group Tickets & Hospitality	Lizzy Tardieu
Account Executive, Group Tickets & Hospitality	Lorena Miranda
Account Executive, Group Tickets & Hospitality	Carina Boltes-Zarate
Account Executive, Group Tickets & Hospitality	Thomas Knopf
Account Executive, Group Tickets & Hospitality	John Donovan
Account Executive, Group Tickets & Hospitality	Alex Ross

MEMBERSHIP DEVELOPMENT

Senior Manager, Membership Development	Carter Motley
Manager, Inside Sales	Sean Horan
Account Executive, Membership Development	Conor Bierfeldt
Account Executive, Membership Development	Hannah Plackowski
Account Executive, Membership Development	Ryan Fedde
Account Executive, Membership Development	John Tovey
Account Executive, Membership Development	Adrian Sadighi
Account Executive, Membership Development	Bailey Haner
Account Executive, Membership Development	Matthew Etherington
Inside Sales Representative	John Rueggli
Inside Sales Representative	Katie Quick
Inside Sales Representative	Makenna Mugnani
Inside Sales Representative	Megan Guest
Inside Sales Representative	Evan Gross
Inside Sales Representative	Jackson Fricke
Inside Sales Representative	Christopher Fillips
Inside Sales Representative	Sutton Derr
Inside Sales Representative	Connor Curley
Inside Sales Representative	Madison Cosgrove
Inside Sales Representative	Max Cohen
Inside Sales Representative	Chad Brinza
Inside Sales Representative	Dillon Bornholtz
Inside Sales Representative	Cade Bandera

MEMBERSHIP SERVICES

Director, Membership Services	Ashley Hoffman
Senior Manager, Membership Services	Steve Carter
Manager, Premium Services	Marisa Kezirian
Manager, Membership Services	Megan McCreery
Senior Account Specialist, Membership Services	Hans Hodvil
Senior Account Specialist, Membership Services	Briana Vega
Account Specialist, Premium & Business Services	Troy Jurney
Account Specialist, Membership Services	Jacob Hanzik
Account Specialist, Membership Services	Jason West
Account Specialist, Membership Services	Crystal Sanchez
Account Specialist, Membership Services	Alexandria Pfahler
Account Specialist, Membership Services	Natalie Quijada
Account Specialist, Membership Services	Olivia O'Brien
Account Specialist, Membership Services	Justin McClendon
Account Specialist, Membership Services	Samantha Neel
Account Specialist, Membership Services	Jessica Lugo
Account Specialist, Membership Services	Devon Edwards

TICKET OPERATIONS

Senior Director, Ticket Operations	Jim Kiersnowski
Director, Ticket Operations	Gabriel Kunde
Director, Ticket Systems	Ellen Lopresti
Manager, Box Office & Ticket Operations	Emily Gross
Manager, Ticket Systems	Samantha Malott
Assistant Manager, Box Office & Ticket Operations	Vanessa Cummins
Assistant Manager, Box Office & Ticket Operations	Sean Nichols
Coordinator, Ticket Systems	Brittany Lynn

PRODUCED BY THE SAN DIEGO PADRES
COMMUNICATIONS DEPARTMENT
Darren Feeney/JP Nolan - Editors
Daniel Kim/Evan Denworth - Graphic Designers

DESIGN/EDITORIAL ASSISTANCE
Danny Sanchez
Vanessa Dominguez
Tom Seidler
Bill Center
Jesse Agler
Emily Wittig
Connor Novak

INTERIOR PHOTOGRAPHY
Matt Thomas
Andy Hoyt
Scott Wachter

STATISTICS
MLB Baseball Information System
Elias Sports Bureau
Stats LLC
Baseball-Reference.com
MiLB.com
Fangraphs
Retrosheet.org (Dave Smith)

The information contained within the 2022 San Diego Padres Media Guide is accurate as of April 6, 2022. It is intended for use by accredited media members. Those desiring to use this information for commercial purposes must contact the Padres Media Relations Department at (619) 795-5265.

FOR MORE INFORMATION ABOUT THE PADRES VISIT:
www.padres.com
www.padres.com/friarwire
www.padresbaseball.com
www.facebook.com/padres
www.twitter.com/padres
www.twitter.com/lospadres

EXECUTIVES



OWNERSHIP



PETER SEIDLER

CHAIRMAN

Peter Seidler is the Chairman of the San Diego Padres and the lead investor in the ballclub. Within the Padres long term strategy, the ownership group maintains a continued belief in three core commitments: (1) building a consistently exciting, championship-caliber team primarily through homegrown players, (2) providing a best-in-class, fan-friendly experience at Petco Park and (3) making a substantial, positive and lasting impact on the greater San Diego community.

Seidler is a founder and Managing Partner of Seidler Equity Partners ("SEP"), a family-oriented private equity fund that provides capital and management support to growing entrepreneurial companies across the United States and Australia. SEP was established in 1992 and manages equity capital with a market value of approximately \$3 billion. SEP has backed proven entrepreneurs with strategic support and equity capital in a variety of industries, including

health/fitness, advertising, scuba diving/recreation, printing equipment, children's clothing and automotive products. The firm's philosophy is to apply a long-term and patient-strategic approach in helping entrepreneurs and the companies they have founded and built continue on a path of success, job creation and excellence. In 2018, SEP (in partnership with Major League Baseball and the Seidler family) acquired Rawlings Sporting Goods Company Inc. Seidler currently sits on Major League Baseball's Ownership Committee and Investment Committee.

In 2017, in collaboration with San Diego's political, business and philanthropic leaders, Peter formed a "Tuesday Group" that meets weekly to address San Diego's homeless problem. The primary aspect of the Tuesday Group is to help the most vulnerable segments of the homeless population. His efforts to push San Diego to "best practices" on homelessness resulted in recognition as the 2017 San Diego Public Official of the Year by the Building Owners and Managers Association, the 2017 San Diego Nice Guy of the Year, the National Conflict Resolution Center 30th Annual Peacemaker Award (2018), the 2018 San Diego Chamber of Commerce Award for Regional Collaboration, and the 2018 San Diego Downtown Partnership Founder Award. In 2019, Peter joined the board of directors at VVSD and was one of two private citizens added to "Leadership Council" on San Diego's Homelessness Reduction Plan.

As a two-time cancer survivor (Non-Hodgkin's Lymphoma), Peter and his wife, Sheel, focus their philanthropic activities on health and medical matters, particularly on children impacted by homelessness. They support numerous charities, including The Juvenile Diabetes Research Foundation, The American Cancer Society, Home Start (San Diego's charity targeting the prevention of child abuse) and various health and wellness initiatives at The Mayo Clinic in Rochester, Minn. Peter is a significant donor and a founding member of the Stand Up To Cancer Legacy Endowment Circle and a primary donor to the Lucky Duck Foundation (San Diego's leading homelessness charity). Seidler is a member of the Board of Trustees and chairs the Student Affairs Committee at The University of San Diego and is also a member of the Board of Trustees at Sanford Burnham Prebys Medical Discovery Institute (SBP), an independent nonprofit medical research organization in La Jolla, CA.

Seidler earned a bachelor's degree in commerce from the University of Virginia and a Master of Business Administration from the University of California, Los Angeles.



EXECUTIVES



ERIK GREUPNER

CHIEF EXECUTIVE OFFICER

Erik Greupner was promoted to his current post of chief executive officer in January 2021. Greupner oversees the Padres' business operations and leads the growth and development of the club's business and culture. 2022 marks his 12th season in San Diego after joining the club in December 2010. During his tenure as CEO, the Padres ranked third among all Major League Baseball clubs in attendance in 2021, set Petco Park's season ticket record, franchise records in all local revenue categories, and were the first MLB club to secure a jersey patch partner.

Prior to assuming the role of CEO, Greupner served as president of business operations from December 2018 through December 2020 and chief operating officer from November 2016 to November 2018. While serving in those posts, he guided the club through the COVID-19 pandemic, led the club's successful effort to secure the development rights for a transformational multi-use real

estate project on Tailgate lot, and oversaw the team's business operations, including all revenue generation. Under Greupner's leadership, the Padres set sponsorship, group ticketing, single game, opening series and non-baseball event revenue and attendance records. Additionally, Petco Park was renovated and improved while earning USA Today's ranking as the No. 1 ballpark in MLB. During this time, the Padres also positively impacted the San Diego community through supporting racial justice efforts and frontline workers during the pandemic, including launching California's first COVID-19 super vaccination site at Petco Park.

Greupner served in various roles for the Padres from December 2010 to November 2016. During this time, he led the lobbying efforts and negotiations that resulted in the Padres amending its lease with the City of San Diego to significantly increase the number of non-baseball events at Petco Park and create a positive economic impact on the City. Greupner also led the negotiations of a new long-term lease and construction of the Padres' Spring Training facility and renovated stadium in Peoria, Arizona. Finally, Greupner's efforts during this time were instrumental in securing the 2016 MLB All-Star Game in San Diego.

Prior to joining the Padres, Greupner worked as a corporate and transactional attorney with the international law firm Gibson, Dunn & Crutcher LLP. While at Gibson Dunn, he advised senior management of public and private companies in general corporate matters, acquirers and targets in mergers and acquisitions transactions, and institutional investors and fund sponsors in the formation and operation of private investment funds.

Prior to his time with Gibson Dunn, Greupner worked in sales management roles with Goldman Sachs & Company and Scudder Weisel Capital, LLC.

Greupner earned his Juris Doctor degree magna cum laude from the University of San Diego School of Law, where he was a member of the Order of the Coif. He served as a judicial intern for the Honorable M. Margaret McKeown, U.S. Court of Appeals, Ninth Circuit.

A native of Minneapolis, MN, Greupner graduated cum laude from Wheaton College, Illinois with a Bachelor of Arts degree in philosophy and communications. During his four years at Wheaton, Greupner was a defensive back and receiver for the Thunder football team. He currently serves on the board of trustees of the Rady Children's Hospital Foundation, MLB's International Committee and the President's Working Group of the Business and Media Board. He and his wife, Laura, have a son, Thomas, and two daughters, Ella, and Kate.



EXECUTIVES



A.J. PRELLER

PRESIDENT OF BASEBALL OPERATIONS & GENERAL MANAGER

A.J. Preller was promoted to his current position of president of baseball operations and general manager in February 2021. He originally joined the Padres as executive vice president/general manager on August 6, 2014. Under his leadership, the Padres ended a 14-year postseason drought in 2020 with a 37-23 (.617) regular season record, their best winning percentage in club history. After finishing the season with the second-best record in the National League, the Padres defeated the St. Louis Cardinals in the NL Wild Card Series, their first postseason series win since 1998 and the first postseason series win at Petco Park.

Over his tenure, Preller has overseen the acquisition of a significant level of talent through various channels. He signed marquee free agents, including Manny Machado, Eric Hosmer and Drew Pomeranz. Across multiple years, he executed trades netting a talent haul of

Fernando Tatis Jr., Yu Darvish, Blake Snell, Mike Clevinger, Wil Myers, Trent Grisham, Chris Paddack, Joe Musgrove, Austin Nola, Jake Cronenworth and Luke Voit. Along with the professional scouting group, Preller mined the waiver wire and minor league free agency to find key bullpen pieces and eventual All-Stars in Kirby Yates and Brad Hand along with Craig Stammen. Under his direction, the amateur scouting department has drafted several consensus top prospects, including MacKenzie Gore, C.J. Abrams, Luis Campusano, Robert Hassell, Ryan Weathers, Jackson Merrill and James Wood, while the international scouting staff signed Adrian Morejon, Luis Patino, Gabriel Arias, Michel Baez, Jorge Ona, Reginald Preciado, Ismael Mena and Tucupita Marcano.

While constructing a winning Major League roster, Preller has also strengthened and preserved the club's farm system, earning a Top 3 ranking from 2019 through 2021. The Padres enter the 2022 season with four prospects on MLB Pipeline's Top 100 Prospects list and made history in 2019 with a record-breaking 10 players on their yearly rankings.

Prior to his time in San Diego, Preller served as assistant general manager of the Texas Rangers, overseeing the player development and scouting departments and serving as a key advisor on all player acquisitions. Over 10 years in Texas, Preller was integral to the Rangers' efforts to upgrade the talent level throughout the system, playing an instrumental role in the club's consecutive World Series appearances in 2010-11, as well as in the construction and organization of the Rangers' development program in the Dominican Republic. From 2010-13, he served as a senior director of player personnel, overseeing professional, international and amateur scouting.

Before joining the Rangers, Preller spent three years in the baseball operations department of the Los Angeles Dodgers, working with the professional, amateur and international scouting departments. He also was heavily involved in salary arbitration work for the Dodgers.

A native of Huntington Station, N.Y., Preller graduated Summa Cum Laude from Cornell University in 1999 and was inducted into the South Huntington Hall of Fame in 2012. He began his baseball career with an internship for the Philadelphia Phillies before taking a position with the Arizona Fall League where he worked under Hall of Famer Frank Robinson, whom he later joined at Major League Baseball for two years, aiding Robinson in several areas and working closely with the Labor Relations Department on salary arbitration issues.



EXECUTIVES



CHRIS CONNOLLY

SENIOR VICE PRESIDENT, CHIEF MARKETING OFFICER

Chris Connolly joined the Padres in February 2021 as Senior Vice President, Marketing and was promoted to Senior Vice President, Chief Marketing Officer prior to this year. In his role with the organization, Connolly oversees all aspects of the Padres marketing, content development, advertising, broadcasting, in-game entertainment and fan engagement.

Prior to joining the Padres, Connolly spent 12 years working for The Walt Disney Company in a variety of roles throughout his tenure. Most recently, he led marketing for the Disneyland Resort where he was instrumental in leading the successful launches of Star Wars Galaxy's Edge in 2019 and the Pixar Fest celebration in 2018. Other notable Disneyland accomplishments included driving merchandise and food revenue to record levels through dedicated social media campaigns and cultivating mutually beneficial partnerships with local hotels, organizations, and

corporate partners.

Additionally, Connolly held the title of Senior Vice President of Consumer Marketing for Disney Consumer Products from 2012-16 where he spearheaded the retail, product development and marketing initiatives behind the highly successful Frozen franchise and the popular Disney Princess brand. Upon first joining Disney in 2009, Connolly served as the Senior Vice President of Worldwide Marketing for Walt Disney Studios, which saw him lead the Home Entertainment consumer marketing and creative services teams responsible for Disney, Pixar, ABC, and Disney Channel DVD releases.

A native of Southern California, Connolly has also held the titles of President of the Big Idea Marketing Group, LLC. and Vice President of Worldwide Marketing for Hasbro during his career. The University of California, Los Angeles alum also serves as a guest lecturer at both UCLA and USC for their MBA programs and enjoys mentoring students. He is a Member of the Board of Directors for The Monarch School, a San Diego organization that helps unhoused students and their families thrive in both



SERGIO DEL PRADO

SENIOR VICE PRESIDENT, CORPORATE PARTNERSHIPS

Sergio del Prado enters his eighth season with the Padres after joining the club in June 2015 as vice president, corporate partnerships, a role in which he oversees corporate sponsorship sales and service. During his tenure in San Diego, corporate partnerships has seen revenue growth in each of the last seven seasons (2015-21) reaching all-time highs. del Prado has also worked with partners to enhance fan experience with ballpark destinations and fan amenities such as the Petco Barkyard (sports first pet suites), Compass Premier Club, Ballast Point Craft Pier, Budweiser Loft, Gallagher Square, Gallagher Chairman's Club, Southwest Airlines Party's at the Park, Callaway's Links at Petco Park, and Toyota Beach.

del Prado came to San Diego from Los Angeles, where he spent nine seasons with the Dodgers prior to starting his own sports marketing consulting business, del Prado Group Sports Marketing Consulting. With the Dodgers, del Prado most recently served as vice president, sales, overseeing ticket sales, sponsorship sales and service, Spanish broadcast sales and service and premium sales and service. Prior to joining the Dodgers, del Prado spent two years as general manager of the Los Angeles Galaxy soccer team. Under his watch, the team led Major League Soccer in attendance and sponsorship revenue, while playing for the MLS Cup.

del Prado previously worked as SVP Corporate Marketing with the 1999 Women's World Cup and spent nine years with the Los Angeles Kings of the National Hockey League, ultimately serving as director of marketing and corporate sales and leading the sales efforts that resulted with the Staples Center naming rights deal.

Born in Havana, Cuba, Del Prado earned a Bachelor of Science degree in business administration from California State University, Long Beach. He and his wife, Leslie, have two children: Monica and Eric.

EXECUTIVES



SARA GREENSPAN

SENIOR VICE PRESIDENT, PEOPLE & CULTURE

Sara Greenspan was promoted to her current position of Senior Vice President, People & Culture in February 2021. She originally joined the Padres as Director of Human Resources in May 2012. 2022 marks her 11th season as the head of human resources for the Padres. Greenspan is responsible for developing and implementing the overall human capital strategy, including organizational and leadership development, culture development, talent acquisition, DE&I initiatives, compensation, benefits, risk management, payroll and labor relations.

Greenspan brings 20 plus years of human resources experience to her role. She has held leadership roles at large organizations such as Pepsi Bottling Group, Kyocera America, and Yum Brands! -KFC.

Greenspan serves on the Executive Committee of the Board of Directors of Boys and Girls Club of Greater San Diego and as an advisor on the USD Employer Advisory Board. She holds a bachelor's degree from Northeastern University in Boston, MA, a Senior Professional in Human Resources (SPHR) and SHRM-SCP certification, a certificate of human resources from U.C. San Diego, and a Lean Six Sigma Green Belt from SDSU. Greenspan and her husband, Mike, reside in Scripps Ranch with their three children: Gavin, Amelia and Stella.



CAROLINE PERRY

EXECUTIVE VICE PRESIDENT, BUSINESS ADMINISTRATION & GENERAL COUNSEL

Caroline Perry was promoted to her current position of executive vice president, business administration and general counsel in January 2022. The 2022 season marks her 12th with the Padres after originally joining the club in April 2011. In her current role, Perry oversees the Padres' accounting and finance department, legal department, public affairs, and information technology department.

Perry has been involved in many large-scale projects for the Padres, including the Padres' development project at Tailgate Park, negotiations with the City of San Diego surrounding the All-Star Game and the management of Petco Park and the sale of the team to the current ownership group in 2012.

Prior to joining the Padres, Perry worked as a corporate attorney for Davis Polk & Wardwell LLP in the Bay Area and Cravath Swaine & Moore LLP in New York, where she focused primarily on corporate finance and general corporate matters. Prior to graduating from law school, Perry was an account management associate at BlackRock, the world's largest asset manager.

A native of San Diego, Perry graduated with honors from Stanford University with a Bachelor of Arts degree in Human Biology. Perry earned her law degree from Columbia University, where she was a James Kent scholar and managing editor of the Columbia Business Law Review. She serves as the board chair for the New Children's Museum and on the board of directors of Make-a-Wish, the California Lawyers Foundation and the Association of Corporate Counsel. Perry and her husband, Adam, live in La Jolla with their two daughters, Adeline and Amelia.

EXECUTIVES



TOM SEIDLER

SENIOR VICE PRESIDENT, COMMUNITY & MILITARY AFFAIRS

Tom Seidler enters his 32nd season in professional baseball, his 10th with the Padres and eighth as senior vice president, community and military affairs, a role in which he oversees the club's community relations and military outreach efforts, as well as Hispanic community engagement. Seidler oversaw the launch of the Padres Volunteer Team, a regional volunteer force created to give back to the greater San Diego area. In eight years, the Volunteer Team has engaged over 7,000 members of the community and provided over 35,000 volunteer hours and \$900,000 of value to local non-profits. In 2016, the Padres joined forces with an existing local fundraiser to create Padres Pedal the Cause, the largest local athletic fundraiser in San Diego. Over the last seven years, Padres Pedal the Cause has raised more than \$15,000,000 for cancer research projects in San Diego.

As President of the Padres Foundation, Seidler has managed the Foundation's 10-fold growth in both fundraising and grants distributed in San Diego and Baja over the past 8 years. The largest set of these grants, dubbed 'Padres Thank SD', commemorated the Padres' 50th Anniversary in 2019, and was the biggest single-year charitable initiative for the franchise. During the COVID-19 pandemic in 2020, Seidler oversaw the Padres efforts in support of front-line workers and combating food insecurity and expanded club efforts in support of diversity and equity, highlighted by the Johnny Ritchey 'Breaking Barriers' Scholarships.

Prior to joining the Padres, Seidler was an owner/operator of minor league baseball clubs. His final stint was as President of the Visalia Rawhide (California League). Under Seidler's leadership, the Rawhide went from having the lowest attendance among all 120 full-season minor league teams to breaking a 62-year-old attendance record in 2009, the first of four consecutive years of all-time record attendance. Seidler was twice named Executive of the Year in the California League. He previously held management roles with professional baseball teams in Port St. Lucie, Kissimmee, Great Falls, Stockton, and Caracas, Venezuela.

Seidler earned a Bachelor of Arts degree from the University of Notre Dame and a Master of Business Administration from



RAY CHAN

VICE PRESIDENT, INFORMATION TECHNOLOGY

Ray Chan enters his 12th season with the San Diego Padres and his sixth as vice president, information technology. Chan originally joined the Padres in January 2011 as director, information technology. In his current role, Chan is responsible for overseeing all areas of information technology for the Padres and Petco Park, including the organization's technology strategy and budget. He manages a team that maintains, administers, and secures all aspects of the network/server infrastructure within Petco Park, the team's Spring Training facility in Peoria, Ariz., and the organization's Dominican Republic Academy.

Chan's prior experience includes more than 25 years in the technology field for organizations including Enterprise Partners Venture Capital, Pepsi Bottling Group, ideaEDGE Ventures, Gateway Computers, Wells Fargo Bank and Alvarado Medical Center.

Since joining the Padres, Chan has overseen a full network infrastructure overhaul, implementation of PETCO Park's DAS/Wi-Fi, VOIP telecom system, Cyber-security program and the organization's continued digital transformation. Ray sits on the board of Computers 2 San Diego Kids. He and his wife, Christine, have three children: Phoebe, Emily and Ruby.



CRAIG HUGHNER

VICE PRESIDENT, COMMUNICATIONS

Craig Hughner enters his 16th season in Major League Baseball and sixth with the Padres. He was promoted to his current role of vice president, communications in February 2021 after originally joining the Padres in September 2017 as director, communications. In his current role, Hughner oversees the day-to-day operations of the communications department and is responsible for the Padres' PR strategy and execution, including media relations, business communications and baseball communications. He advises ownership, senior executives, coaches and players on all matters relating to the media and public relations.

Prior to joining the Padres, Hughner held various communications positions with other major league clubs, including director, media relations with the Detroit Tigers (2017) and manager, baseball communications with the Philadelphia Phillies (2008-16). He also served as a baseball information intern with the Seattle Mariners (2007). Additionally, Hughner assisted Major League Baseball as a PR representative for the 2010 & 2011 All-Star Games and 2015 National League Championship Series. He began his professional career with Fox Sports in Los Angeles, Calif., where he worked as a production assistant and production coordinator from 2003-06.

Hughner earned his bachelor's degree from Washington State University's Edward R. Murrow School of Communication in 2003 and attended Seattle University's Sports Administration and Leadership graduate program from 2006-07. He is a Southern California native and currently resides in San Diego.

EXECUTIVES



GREG MASSEY

VICE PRESIDENT, FINANCE

Greg Massey joins the Padres in 2022 after spending the last 23 seasons with the Seattle Mariners, the last five as Vice President, Finance. In his first season with the organization, he will work closely with executive management in the oversight of all Club financial operations. As head of the Accounting department, Massey oversees the daily accounting function, financial planning and forecasting, ownership and tax matters and all internal and external financial reporting for the Club.

Massey got his start in Major League Baseball in 1998 after being hired as Assistant Controller and was promoted to Controller in 2004. Prior to joining the Mariners, Greg worked in the public accounting and private business sectors. He also served on the Seattle Aquarium Board of Directors from 2009-15. A native of San Francisco, Calif., Massey moved to Washington during his teenage years and graduated from Washington State University with a Bachelors degree in Business Administration with an emphasis in Accounting. He also is a Certified Public Accountant (CPA) and resides in San Diego.



BILL JOHNSTON

VICE PRESIDENT, COMMUNITY RELATIONS

Bill Johnston was promoted to Vice President, Community Relations in March 2021 after serving as Vice President, Sports Programs in 2020. He joined the Padres in June 2017 as Special Advisor to the Executive Chairman. Among his responsibilities, Johnston spearheads the Padres' involvement with San Diego's first responder community as well as the Padres High School Coach of the Year program and the High School All-Star Game & Home Run Derby at Petco Park. programs,

Johnston spent 27 years (1990-2017) serving as director of public relations for the San Diego Chargers. In that role, he was responsible for managing the public image and overall communications strategy for the Chargers, including media relations and all organizational messaging. He was the team's primary liaison with the NFL's broadcast partners as well as local and national media outlets. Johnston originally joined the Chargers as an intern in 1979 and was named public relations assistant in 1981. He also served as assistant director of public relations (1984-87) and director of community relations (1988-89) during his 38 seasons with the team.

Among the Chargers many connections with the San Diego community, Johnston oversaw the creation of the Charger Girls in 1990. In 1995, he created the team's charitable foundation and implemented many of the organization's community outreach programs, including the Alex Spanos All-Star Classic high school football game, which is currently the longest-running all-star game in California.

Born in La Mesa, Ca., Johnston attended Helix High School and graduated from San Diego State University in 1981 with a bachelor's degree in journalism. Bill and his daughter, Hayley, were named National Fundraisers of the Year in 2013 by the Huntington's Disease Society of America. While serving as president of the HD SA's board of directors, the San Diego Chapter was named the national HD SA Chapter of the Year in 2005 and '07. An avid runner, Johnston has run and raised money in 17 marathons, collecting nearly \$1 million to cure Huntington's disease. Together, his running and the other opportunities he created have led to more than \$4 million raised for the fight against Huntington's disease. Johnston and his wife, Ramona - who succumbed to HD in 2019 - have a son, Jared, and a daughter, Hayley.

EXECUTIVES



KEN KAWACHI

VICE PRESIDENT, BALLPARK OPERATIONS

Now entering his 28th season with the Padres, Ken Kawachi was promoted to his current role in February 2021, after serving as senior director, event operations since November 2017. He is responsible for all facility management and event operations at Petco Park, while also overseeing engineering, building maintenance and repairs, cleaning and janitorial services, playing field and exterior landscape maintenance, security and transportation.

Kawachi joined the Padres in 1995 as an intern in the Stadium Operations Department. He was named director of stadium operations in 1999 and director of security & transportation in 2003.

Kawachi earned a Business Administration degree from the University of San Diego in 1995. He resides in the Del Cerro area of San Diego with his wife, Karen. He has three children: daughter

Emerson and sons, Everett and Ellis.



JACLYN LASH

VICE PRESIDENT, SPECIAL EVENTS

Jaclyn Lash was promoted to vice president, special events in December 2019 after originally joining the Padres in 2011. She has been instrumental in growing the events business at Petco Park, and in her current role, Lash oversees all events for the San Diego Padres and Petco Park including concerts, game-day festivals, private events, public events and off-the-field events for the team. Jaclyn and her team also oversee events at the Symphony's Shell property. Lash's department is responsible for generating revenue for the ballpark when it would otherwise sit dormant.

Prior to joining the Padres organization, Lash worked as a corporate event planner and spokesperson for various organizations. She began her career in entertainment with the Jimmy Kimmel Live show working in music booking and guest coordination.

Jaclyn is a native San Diegan and a 2006 graduate of the University of Southern California where she majored in Business



ERIK MEYER

VICE PRESIDENT, BROADCASTING & ENTERTAINMENT

Erik Meyer was promoted to vice president, broadcasting & entertainment in February of 2021. In his current role, he oversees the broadcasting, entertainment, production, and archives departments. Meyer originally joined the Padres in 1995 on a part-time basis when he served as Technical Director/Director of the Jumbotron at Jack Murphy Stadium. He was hired full-time by the Padres in 2003 as the Director of Entertainment & Production, leading his team in the opening of Petco Park. He also oversaw the HD control room conversion, large videoboard/LED ribbon board upgrades in 2015, and the opening of the Padres Hall of Fame at Petco Park in 2016. Prior to joining the Padres full-time, Meyer spent six years with the advertising division of Cox Media as a producer and commercial production manager and worked for one year at NBC 7/39 in studio production.

Meyer brings 26 years of TV production and event presentation to his current role after orchestrating some of the most memorable Padres ceremonies: Tony Gwynn's statue unveil, Trevor Hoffman's number retirement and statue unveil, the memorial services for Mr Padre, Jerry Coleman, and Dick Enberg. A three-time Emmy and 10-time Telly Award winner, Meyer also worked the Finals and Semi-Finals of both World Baseball Classics at Petco Park, two Super Bowls, eight seasons of NFL game day production, and produced various long format golf and magazine style TV programs.

A proud Aztec4Life, he graduated from the honors program, Cum Laude with distinction in his major Radio/Television/Film, from San Diego State University. He resides in South Ocean Beach with his wife Gellie, and their daughters, Lauren (in college) and Sophia.

EXECUTIVES



DIANA PUETZ

VICE PRESIDENT, PUBLIC AFFAIRS

Diana Puetz was promoted to vice president, public affairs in February 2021 after originally joining the Padres in 2016. In her current role, Puetz oversees government relations, public policy and external community engagement initiatives for the organization.

Prior to joining the Padres, Puetz worked at a public affairs agency where she managed high profile community outreach and advocacy campaigns for several Fortune 500 companies. She also has an extensive background in government, having held key legislative and communications roles at the City of San Diego, City of Oceanside and U.S. Senate. Puetz began her career at the U.S. Department of the Treasury.

Puetz is a 2006 graduate of the University of North Texas where she majored in Economics and Political Science. She is fluent in Spanish and serves on the board of directors for the Downtown

San Diego Partnership and 2-1-1 San Diego. Diana resides in Point Loma with her husband, Stephen, and their children Sophia and John Parker.



EDDIE QUINN

VICE PRESIDENT, PARTNERSHIP SERVICES

Eddie Quinn enters his 20th season with the Padres. He was promoted to his current role of vice president, partnership services in February 2021. In his current role, Quinn oversees the service, fulfillment, and retention of all Padres corporate partnerships.

Eddie began with the Padres in a part time capacity in 2003 as a fan programs representative. He worked as a visiting clubhouse attendant and bat boy from 2006 to 2008 before joining the front office as an inside sales rep in October of 2009. He worked in ticket services (2010-12) before moving to the corporate partnership department as manager, partnership services in 2013. In addition to his partnership responsibilities, in 2016 he served as the Padres All-Star Game Coordinator, helping plan and execute all elements of the Major League Baseball All-Star festivities in San Diego. He was promoted to director, partnership services in 2017.

Eddie is a native San Diegan and 2009 graduate of the University of Oregon with a bachelor's degree in Business Administration and a minor in Economics. He resides in Mission Hills with his wife, Katelyn, and their sons, Kip and Tate.



SCOTT ROBISH

VICE PRESIDENT, BUSINESS STRATEGY & ANALYTICS

Scott Robish enters his third season in the role of vice president, business strategy & analytics. He joined the Padres as a Business Analyst in April 2013. In his current role, Robish oversees all business analytics functions for the Padres, including reporting, forecasting, customer database and various analytical projects. He manages the team that collaborates with all areas of business operations to make data-driven decisions.

Robish brings 10 years of experience working in the analytics field. Prior to joining the Padres, he worked in the financial services and consulting industries in Minneapolis, Minn. In those roles, he used data to optimize marketing campaigns, automate reporting processes, and provide analysis on strategic projects.

Robish is a 2009 graduate of St. Cloud State University (Minn.), where he majored in Statistics and Economics. He resides in La Mesa with his wife, Emma, and their daughters, Finley and Paige.

EXECUTIVES



CURT WAUGH

VICE PRESIDENT, TICKET SALES & MEMBERSHIP SERVICES

Curt Waugh enters his third season in the role of vice president, ticket sales and membership services. He joined the Padres in June 2014, overseeing all areas of tickets sales and membership services, including season ticket memberships, group tickets, suites and premium sales.

Prior to his current role, Waugh served as Director of Group Tickets and Hospitality, where he led the club's group and suite sales revenue generation efforts. During that time, the Padres set group and suite revenue and attendance records.

Waugh came to San Diego after spending four years in San Antonio with Spurs Sports and Entertainment, where he was the Manager of Ticket Sales for the Rampage (American Hockey League). He managed all day-to-day operations of season ticket, group ticket and individual

game ticket sales for the club. Prior to his time leading the department, he worked in a selling capacity with the Rampage and Spurs.

A native of Edmond, OK., Waugh graduated from Oklahoma State University, where he majored in marketing. He resides in San Diego with his wife, Allie, and their daughters, Averie, Olivia, Molly and Magdalene.



JOSH STEIN

VICE PRESIDENT, ASSISTANT GENERAL MANAGER

Josh Stein enters his ninth season as assistant general manager after being promoted to the post in December 2013. Stein's primary responsibility is assisting president of baseball operations & general manager A.J. Preller in all areas of baseball operations, including player evaluation, player development, contract negotiations and Major League roster management. He also oversees the Padres' Baseball R&D, Baseball Systems and Sports Science initiatives.

2022 marks Stein's 20th season with the Padres. He first joined the club as a baseball operations intern in the summer of 2003 under General Manager Kevin Towers. He interned through the 2005 season and was named Major League advance scouting coordinator in 2006 working closely with Bruce Bochy, Bud Black and their respective coaching staffs. Following the 2009 season, Stein was named director of baseball operations.

A 2000 graduate of the UC Berkeley with a degree in psychology, Stein continued his academic studies, earning a law degree from the UC Hastings College of Law in 2005. Between college and law school, Stein worked in the tech industry in San Francisco and then traveled and taught English in South America.

Stein and his wife, Laura, reside in San Diego with their daughters, Emma and Jessie.



FRED UHLMAN JR.

VICE PRESIDENT, ASSISTANT GENERAL MANAGER

A veteran of 37 seasons in professional baseball, Fred Uhlman, Jr. has spent the past 27 years with the San Diego Padres. He was promoted to his current post of vice president/assistant general manager in November 2008.

Uhlman joined the Padres in March 1995 as a special assistant to the general manager, following 10 years in the Baltimore Orioles' scouting and player development departments. He was named assistant general manager the following season, in January 1996.

Uhlman's responsibilities involve assisting president of baseball operations and general manager A.J. Preller in all areas of baseball operations, including evaluation of talent at the Major, minor and amateur levels, player transactions and contract negotiations. Additionally, he works closely with scouting and player development on the day-to-day operations of the Padres' player

development department.

Raised in Georgetown, Texas, Uhlman moved to Baltimore in 1985 and joined the Orioles as a part-time assistant in player development and scouting. He attained full-time status in 1987 and was promoted to assistant to the director of scouting two years later. In 1991, he was named Baltimore's assistant director of scouting.

Uhlman resides in San Diego.

EXECUTIVES



PETE DEYOUNG

VICE PRESIDENT, PROFESSIONAL SCOUTING

Pete DeYoung enters his 17th season in the Padres organization and his second as vice president, pro scouting. DeYoung originally joined the Padres organization as a baseball operations intern during the 2005 season, mainly handling the advance scouting duties for the club. He spent the 2006-07 seasons as an amateur scout for the Southeast region, and three seasons as the club's assistant to the scouting director from 2008-10. During the 2010 season, DeYoung also served as the West Coast Regional Supervisor, a position he served exclusively in for the previous five seasons (2011-15), before being promoted to director, pro scouting.

An infielder, DeYoung played five years (2000-04) in the Independent Northern League with the Adirondack Lumberjacks, New Jersey Jackals, Joliet Jackhammers and the Gary Southshore RailCats. He won Northern League titles in 2000 with Adirondack and 2001 with New Jersey and

was invited to minor league Spring Training with the Atlanta Braves in 2001.

A native of Chicago, Ill., DeYoung graduated from Brown University where he was a two-time First-Team All-Ivy League performer (1998-99) and a three-time academic All-Ivy. He resides in Carlsbad, Calif. with his wife, Mariel, and their two daughters, Addison and Amelia.



NICK ENNIS

VICE PRESIDENT, BASEBALL OPERATIONS

The 2022 season marks Nick Ennis' 13th with the Padres. He was promoted to his current position of vice president, baseball operations in March 2021 after serving as director of baseball operations for seven seasons (2014-20). Ennis' primary responsibilities include assisting in player acquisitions, roster management, professional scouting and contract negotiations. He is also involved in the club's analytics research initiatives and the application of new technologies throughout the department's activities.

Ennis originally joined the Padres as intern in the summer of 2010 before being promoted to advance scout/baseball operations assistant in 2012. After the 2013 season, Ennis was named manager of baseball operations.

A 2004 graduate of Georgetown University, Ennis worked in the venture capital industry before receiving his Master of Business Administration from Columbia Business School in 2010.

Ennis and his wife, Erin, reside in San Diego with their son, Kieran.



CHRIS KEMP

VICE PRESIDENT, INTERNATIONAL SCOUTING & FIELD COORDINATOR

Chris Kemp enters his seventh season with the Padres organization and first as vice president, international scouting & field coordinator. Kemp originally joined the Padres as director of international scouting in October 2014. He added field coordinator duties to his resume in 2018, leading the on-field development of position players.

Prior to joining the Padres, Kemp spent five seasons (2010-14) as a scout for the Texas Rangers, covering North Carolina, South Carolina and Eastern Tennessee. He served as an assistant coach at Spartanburg Methodist College from 2008-09, helping guide the Pioneers to the JUCO World Series in 2009.

Kemp played two professional seasons after signing with the Rangers as an undrafted free agent in 2006, hitting .243 with 15 doubles, nine home runs and 51 RBI in 115 games. He played collegiately at the University of Tennessee, where he graduated with a bachelors degree in psychology. A Stone Mountain, Ga. native, Kemp resides in San Diego.



NOTES

A series of horizontal dashed lines for writing notes.

MANAGER & STAFF





MANAGER & STAFF

3



BOB MELVIN

MANAGER

Full Name	Robert Paul Melvin
Date of Birth	October 28, 1961 in Palo Alto, California
Opening Day Age	60
Named as Manager	November 1, 2021
Position as a Player	Catcher
MLB Managerial Career	Seattle Mariners (2003-04), Arizona Diamondbacks (2005-09), Oakland Athletics (2011-2021), San Diego Padres (2022-present)

COACHING CAREER

- Enters his 1st year with the Padres organization as the 22nd manager in franchise history after being named to the position on November 1, 2021.
- Over 18 seasons managing in Major League Baseball, Melvin entered the 2022 campaign with a .514 (1,346-1,272) winning percentage in 2,618 games between the Seattle Mariners (2003-04), Arizona Diamondbacks (2005-09) and Oakland Athletics (2011-21), including a .528 (853-764) mark over his 11 seasons with the A's.
- The three-time Manager of the Year (2007 NL Manager of the Year with ARI, 2012 & 2018 AL Manager of the Year w/OAK) has led his clubs to seven Postseason appearances and four division titles.
- Among active Major League managers entering the 2022 campaign, only Tony La Russa (2,821), Dusty Baker (1,987),

ACCOLADES

World Series Champion (2001, ARI)

3x Manager of the Year (2018 & '12 w/ OAK, '07 w/ ARI)

Terry Francona (1,782) and Joe Maddon (1,355) have more wins. Melvin's six postseason appearances with the A's (2012-14, 18-20) were the most by a manager in Oakland history and trail only Connie Mack, who had eight World Series appearances, in Athletics history.

- Prior to being named Oakland's manager, Melvin served as a special baseball advisor to D'backs President & CEO Derrick Hall in 2011, as well as a professional scout for the New York Mets in 2010.

BOB MELVIN MANAGERIAL RECORDS

Managerial Year	Year	Age	Tm	W	L	W-L%	G	Division Finish	Postseason W-L	Postseason%	Ejections
1	2003	41	SEA	93	69	.574	162	2	--	--	3
2	2004	42	SEA	63	99	.389	162	4	--	--	4
3	2005	43	ARI	77	85	.475	162	2	--	--	5
4	2006	44	ARI	76	86	.469	162	4	--	--	5
5	2007	45	ARI	90	72	.556	162	1	3-4	.429	3
6	2008	46	ARI	82	80	.506	162	2	--	--	2
7	2009	47	ARI	12	17	.414	29	4	--	--	0
8	2011	49	OAK	47	52	.475	99	3	--	--	1
9	2012	50	OAK	94	68	.580	162	1	2-3	.400	3
10	2013	51	OAK	96	66	.593	162	1	2-3	.400	4
11	2014	52	OAK	88	74	.543	162	2	0-1	.000	3
12	2015	53	OAK	68	94	.420	162	5	--	--	3
13	2016	54	OAK	69	93	.426	162	5	--	--	1
14	2017	55	OAK	75	87	.463	162	5	--	--	2
15	2018	56	OAK	97	65	.599	162	2	0-1	.000	2
16	2019	57	OAK	97	65	.599	162	2	0-1	.000	3
17	2020	58	OAK	36	24	.600	60	1	3-4	.429	0
18	2021	59	OAK	86	76	.531	162	3	--	--	6
SEA (2 years)				156	168	.481	324		0-0		7
ARI (5 years)				337	340	.498	677		3-4	.429	15
OAK (11 years)				853	764	.528	1617		7-13	.350	28
Total (18 years)				1346	1272	.514	2618		10-17	.370	50

MANAGER & STAFF



PLAYING CAREER

- A 10-year Major League veteran, Melvin posted a .233 batting average with 35 home runs and 212 RBI in 692 career games between the Detroit Tigers (1985), San Francisco Giants (1986-88), Baltimore Orioles (1989-91), Kansas City Royals (1992), Boston Red Sox (1993), New York Yankees (1994) and Chicago White Sox (1994).
- The former catcher was originally selected by Detroit in the 1st round of the 1981 MLB January secondary phase draft.

PERSONAL

- Graduated from Menlo-Atherton High School (Ca.) in 1979 and later attended and played baseball at the University of California, Berkeley and Cañada College (Ca.).
- He and his wife, Kelley, have a daughter, Alexi, who is a graduate of the prestigious Lee Strasberg Theater & Film Institute in New York.

BOB MELVIN MLB CATCHING

Season	Team	PCT	G	GS	INN	TC	PO	A	E	DP	PB	SB	CS	SB%
1985	DET	.989	41	25	233.1	189	175	12	2	1	1	19	6	.760
1986	SF	.988	84	77	640.2	503	440	57	6	7	2	66	43	.606
1987	SF	.998	78	60	561.1	449	403	45	1	7	4	48	36	.571
1988	SF	.984	89	74	655.2	444	409	28	7	3	5	46	18	.719
1989	BAL	.991	75	72	631.0	327	302	22	3	1	1	50	20	.714
1990	BAL	.997	76	70	633.2	389	363	25	1	2	1	44	19	.698
1991	BAL	.998	72	67	580.2	415	383	31	1	8	3	48	19	.716
1992	KC	1.000	21	16	144.0	84	77	7	0	2	2	14	6	.700
1993	BOS	.994	76	50	459.0	324	304	18	2	4	5	31	8	.795
1994	CWS	1.000	11	6	54.1	48	48	0	0	0	0	8	0	1.000
1994	NY Yankees	1.000	4	1	16.0	9	9	0	0	0	1	2	1	.667
1994	2 Teams	1.000	15	7	70.1	57	57	0	0	0	1	10	1	.909
Career	7 Teams	.993	627	518	4609.2	3181	2913	245	23	35	25	376	176	.681

MANAGER & STAFF



"It's all about winning at this point. When you have a roster like that and have the people that give you the resources and backing to do it. I don't know if there's a better destination in baseball to come. I'm a lucky man."

Bob Melvin in his introductory press conference after being named the Padres' 22nd manager in franchise history on November 1, 2021.

BOB MELVIN CAREER BATTING

Season	Team	League	AVG	G	AB	R	H	2B	3B	HR	RBI	BB	SO	SB	CS	OBP	SLG	OPS	PA	HBP	SAC	SF	GDP
1985	DET	MLB	.220	41	82	10	18	4	1	0	4	3	21	0	0	.247	.293	.540	87	0	2	0	1
1986	SF	MLB	.224	89	268	24	60	14	2	5	25	15	69	3	2	.262	.347	.609	289	0	3	3	7
1987	SF	MLB	.199	84	246	31	49	8	0	11	31	17	44	0	4	.249	.366	.615	265	0	0	2	7
1988	SF	MLB	.234	92	273	23	64	13	1	8	27	13	46	0	2	.268	.377	.645	288	0	1	1	5
1989	BAL	MLB	.241	85	278	22	67	10	1	1	32	15	53	1	4	.279	.295	.574	301	0	7	1	10
1990	BAL	MLB	.243	93	301	30	73	14	1	5	37	11	53	0	1	.267	.346	.613	318	0	3	3	8
1991	BAL	MLB	.250	79	228	11	57	10	0	1	23	11	46	0	0	.279	.307	.586	245	0	1	5	5
1992	KC	MLB	.314	32	70	5	22	5	0	0	6	5	13	0	0	.351	.386	.737	77	0	0	2	3
1993	BOS	MLB	.222	77	176	13	39	7	0	3	23	7	44	0	0	.251	.313	.564	190	1	3	3	2
1994	COL	AAA	.274	17	62	5	17	5	0	1	15	1	9	0	0	.286	.403	.689	63	0	0	0	1
1994	CWS	MLB	.158	11	19	3	3	0	0	0	1	1	4	0	0	.200	.158	.358	21	0	1	0	1
1994	NY Yankees	MLB	.286	9	14	2	4	0	0	1	3	0	3	0	0	.286	.500	.786	14	0	0	0	1
1994	2 Teams	MLB	.212	20	33	5	7	0	0	1	4	1	7	0	0	.235	.303	.538	35	0	1	0	2
Career		MLB	.233	692	1955	174	456	85	6	35	212	98	396	4	13	.268	.337	.605	2095	1	21	20	50
Career		Minors	.291	57	203	23	59	15	0	4	28	12	34	0	0	.333	.424	.757	216	1	0	0	8

MANAGER & STAFF



MICHAEL BRDAR

39

HITTING COACH

Full Name	Michael Joseph Brdar
Date of Birth	April 7, 1994 in Pleasonton, California
Opening Day Age	27
Named to Staff	December 20, 2021
Position as a Player	Infielder
MLB Coaching Career	Assistant Hitting Coordinator (2020, SF); Minor League Hitting Coordinator (2021, SF); Hitting Coach (2022-present, SD)
Pronunciation	brrr-dar

COACHING CAREER

- Brdar enters his 1st season in the Padres organization as hitting coach.
- Spent the last two seasons with the San Francisco Giants as minor league hitting coordinator in 2021 and assistant hitting coordinator in 2020.
- In 2021, he helped guide the Giants to a National League-leading 108 wRC+, the statistic Runs Created and adjusts that number to account for important external factors - like ballpark or era.
- Following his playing career, the University of Michigan alum joined the Wolverines coaching staff as a program assistant from 2018-19

PLAYING CAREER

- The infielder transferred from Diablo Valley (CA) College to the University of Michigan for his junior and senior seasons in 2016-17.
- Hit a combined .284 (118-for-415) with 19 doubles, three triples, four home runs, 53 RBI and 65 runs scored in 111 games for the Wolverines.
- Signed by the St. Louis Cardinals as a 36th-round selection in the 2017 First-Year Player Draft and played one season of rookie ball for the Gulf Coast League Cards.

PERSONAL

- Attended De La Salle High School in Concord, CA where he batted .348 in 27 games during his senior year.
- Becomes the youngest big-league coach in club history.
- Missed playing with fellow Michigan alum, Jake Cronenworth, by one year after transferring from Diablo Valley College.

MICHAEL BRDAR CAREER BATTING

Season	Team	League	AVG	G	AB	R	H	2B	3B	HR	RBI	BB	SO	SB	CS	OBP	SLG	OPS	PA	HBP	SAC	SF	GIDP
2017	CAR	ROK	.235	31	85	9	20	4	0	0	10	10	12	1	2	.330	.282	.612	98	2	1	0	1
Career		Minors	.235	31	85	9	20	4	0	0	10	10	12	1	2	.330	.282	.612	98	2	1	0	1

MANAGER & STAFF



45



FRANCISCO CERVELLI

CATCHING COACH

Full Name	Francisco Cervelli
Date of Birth	March 6, 1986 in Valencia, Venezuela
Opening Day Age	36
Named to Staff	December 20, 2021
Position as a Player	Catcher
MLB Coaching Career	Catching Coach (2022-present, SD)

COACHING CAREER

- Enters his first season with the Padres for his coaching debut as catching coach.

PLAYING CAREER

- Enjoyed a 13-year MLB playing career between the New York Yankees (2008-14), Pittsburgh Pirates (2015-19), Atlanta Braves (2019) and Miami Marlins (2020).
- He made a total of 730 Major League appearances, including 688 at catcher, 15 at first base (15), five as the designated hitter, four at third base and two at second base.
- Originally signed by the Yankees as an international free agent in 2003, the Valencia, Venezuela native made his MLB debut in 2008 and was on the Yankees ALDS and ALCS playoff rosters during the Yankees 2009 World Series run.
- Cervelli was acquired by the Pirates following the 2014 season and posted career highs in appearances (128) and starts (124) behind the plate in 2015.
- He led all Major League catchers in on-base percentage in 2016 (.371) and 2018 (.376).
- Cervelli appeared in 48 games between the Pirates and Braves in 2019, followed by 16 games for Miami in 2020 to close out his playing career.

- He also played in the 2009 and 2013 World Baseball Classics for the Italian national team.

PERSONAL

- Received the 2013 "Project Sunshine Outstanding Volunteer-of-the-Year Award". Project Sunshine is a nonprofit organization that provides free educational, recreational and social programs to children and families facing medical challenges.
- Cervelli hosted a two-hour Culinary Craft Camp in August 2015, which brought 30 kids, ages 10 to 12, from local YMCA summer programs to Pittsburgh's North Side Children's Museum to learn about cooking and painting. The camp featured a 45-minute cooking workshop with campers preparing a pasta dish with vegetables picked from the museum's garden and a 45-minute portrait painting workshop where the subject of the portraits was the Pirate Parrot mascot.
- During the crisis in Venezuela, Cervelli's parents moved to Colombia, and his grandparents returned to Italy. Cervelli took to social media in 2017 to voice his opposition to Nicolás Maduro. He teamed with Hernán Pérez in an ongoing effort to call American attention to the issue, using techniques such as writing "SOS Venezuela" on his eye black.[51] He led teammates in wearing "Freedom for Venezuela" t-shirts in 2019.[52]
- Cervelli is an avid soccer fan, and a supporter of Serie A football club Juventus

FRANCISCO CERVELLI CAREER BATTING

Season	Team	League	AVG	G	AB	R	H	2B	3B	HR	RBI	BB	SO	SB	CS	OBP	SLG	OPS	PA	HBP	SAC	SF	GIDP
2008	NY Yankees	MLB	.000	3	5	0	0	0	0	0	0	0	3	0	0	.000	.000	.000	5	0	0	0	1
2009	NY Yankees	MLB	.298	42	94	13	28	4	0	1	11	2	11	0	3	.309	.372	.681	101	0	4	1	1
2010	NY Yankees	MLB	.271	93	266	27	72	11	3	0	38	33	42	1	1	.359	.335	.694	317	6	8	4	7
2011	NY Yankees	MLB	.266	43	124	17	33	4	0	4	22	9	29	4	1	.324	.395	.719	137	2	1	1	4
2012	NY Yankees	MLB	.000	3	1	1	0	0	0	0	0	1	0	0	0	.500	.000	.500	2	0	0	0	0
2013	NY Yankees	MLB	.269	17	52	12	14	3	0	3	8	8	9	0	0	.377	.500	.877	61	1	0	0	1
2014	NY Yankees	MLB	.301	49	146	18	44	11	1	2	13	11	41	1	0	.370	.432	.802	162	5	0	0	5
2015	Pittsburgh Pirates	MLB	.295	130	451	56	133	17	5	7	43	46	94	1	1	.370	.401	.771	510	8	4	1	12
2016	Pittsburgh Pirates	MLB	.264	101	326	42	86	14	1	1	33	56	72	6	2	.377	.322	.699	393	6	0	5	14
2017	Pittsburgh Pirates	MLB	.249	81	265	31	66	13	2	5	31	32	65	0	2	.342	.370	.712	304	6	0	1	7
2018	Pittsburgh Pirates	MLB	.259	104	332	39	86	15	3	12	57	51	84	2	3	.378	.431	.809	404	15	2	4	7
2019	Atlanta Braves	MLB	.281	14	32	4	9	5	1	2	7	4	10	0	0	.378	.688	1.066	37	1	0	0	3
2019	Pittsburgh Pirates	MLB	.193	34	109	11	21	3	0	1	5	9	31	1	0	.279	.248	.527	123	4	1	0	4
2019	2 Teams	MLB	.213	48	141	15	30	8	1	3	12	13	41	1	0	.302	.348	.650	160	5	1	0	7
2020	Miami Marlins	MLB	.245	16	53	10	13	2	0	3	7	8	14	1	0	.355	.453	.808	62	1	0	0	3
Career		MLB	.268	730	2256	281	605	102	16	41	275	270	505	17	13	.358	.382	.740	2618	55	20	17	69

MANAGER & STAFF

20



RYAN CHRISTENSON

BENCH COACH

Full Name	Ryan Alan Christenson
Date of Birth	March 28, 1974 in Redlands, California
Opening Day Age	47
Named to Staff	December 20, 2021
Position as a Player	Outfielder
MLB Coaching Career	Bench Coach (2018-21, OAK); Bench Coach (2022-present, SD)

COACHING CAREER

- Joins the Padres for his first season as bench coach after spending the last 16 seasons with the Oakland Athletics, most recently as Bob Melvin's bench coach from 2018-21.
- Prior to his promotion to the Major League staff in Oakland, the Redlands, Calif. native spent five seasons managing in the Athletics farm system. After Single-A stints at Beloit in 2013 and Stockton in 2014, he guided Double-A Midland to back-to-back Texas League Championships in 2015 and 2016.

Christenson served as manager at Triple-A Nashville in 2017 and also manned the third base coaching box for team USA in the 2017 All-Star Futures Game. His teams had a 391-307 (.560) record in five seasons.

PLAYING CAREER

- The former outfielder played parts of six seasons in the Majors with Oakland (1998-2001), Arizona (2001), Milwaukee (2002) and Texas (2003) and was a .222 hitter with 16 home runs and 102 RBI in 452 games.

- His best season came in his rookie campaign in 1998 when he hit .257 with five home runs and 40 RBI, all career highs. Christenson batted .237 in 351 games in his four seasons with the A's and was a member of the 2000 American League West champions.
- His playing career concluded at Triple-A Albuquerque in the Marlins farm system in 2004.
- He was originally selected by the A's in the 10th round of the 1995 First-Year Player Draft out of Pepperdine University after earning West Coast Conference Player of the Year honors in his final season with the Waves, leading the league with a .376 batting average.

PERSONAL

- He resides in Scottsdale, Ariz., with his wife, Micki, and children, Cassidy and Cameron.

RYAN CHRISTENSON CAREER BATTING

Season	Team	League	AVG	G	AB	R	H	2B	3B	HR	RBI	BB	SO	SB	CS	OBP	SLG	OPS	PA	HBP	SAC	SF	GIDP
1998	OAK	MLB	.257	117	370	56	95	22	2	5	40	36	106	5	6	.321	.368	.689	421	1	10	4	1
1999	OAK	MLB	.209	106	268	41	56	12	1	4	24	38	58	7	5	.305	.306	.611	319	1	8	4	6
2000	OAK	MLB	.248	121	129	31	32	2	2	4	18	19	33	1	2	.349	.388	.737	153	1	4	0	1
2001	OAK	MLB	.000	7	4	1	0	0	0	0	0	0	1	0	0	.000	.000	.000	4	0	0	0	0
2001	ARI	MLB	.250	19	4	3	1	1	0	0	1	1	1	1	0	.400	.500	.900	5	0	0	0	0
2001	2 Teams	MLB	.125	26	8	4	1	1	0	0	1	1	2	1	0	.222	.250	.472	9	0	0	0	0
2002	MIL	MLB	.155	22	58	5	9	4	0	1	3	5	13	0	0	.222	.276	.498	66	0	3	0	1
2003	TEX	MLB	.176	60	165	22	29	7	0	2	16	15	44	2	2	.255	.255	.510	186	3	2	1	3
Career		MLB	.222	452	998	159	222	48	5	16	102	114	256	16	15	.303	.329	.632	1154	6	27	9	12



MANAGER & STAFF

53



BEN FRITZ

BULLPEN COACH

Full Name	Benjamin Scott Fritz
Date of Birth	March 29, 1981 in San Jose, California
Opening Day Age	41
Named to Staff	December 5, 2019
Position as a Player	Right-Handed Pitcher
MLB Coaching Career	Bullpen Coach (2020-present, SD); Interim Pitching Coach (2021, SD)

COACHING CAREER

- Enters his 8th season with the Padres organization and 3rd on the Major League coaching staff as bullpen coach.
- He assumed the role of pitching coach in August 2021 through the end of the season following the dismissal of Larry Rothschild.
- Served as field coordinator of Arizona/rehab in 2018-19 after managing Single-A Tri-City in 2017. Spent the 2015-16 seasons with the club's Rookie-Level affiliate in Peoria.

PLAYING CAREER

- Selected in the 1st-round (30th overall) of the 2002 First-Year Player Draft by the Oakland Athletics and pitched 7 professional seasons between the A's (2002-07) and Detroit Tigers (2009) organizations, as well as part of 3 seasons with the Lancaster Barnstormers of the independent Atlantic League (2008-10).

- Underwent Tommy John surgery in 2004.
- Selected by DET in the minor league phase of the 2007 Rule 5 Draft.
- Posted a career record of 45-61 with a 4.75 ERA in 192 minor league games (187 starts).
- Played collegiately at Fresno State, where he was the Western Athletic Conference Pitcher of the Year and a second-team All-American selection in 2001.

PERSONAL

- Native of San Jose, Calif. and resides in Phoenix, Ariz.
- Featured in Michael Lewis' book Moneyball as one of the 20 players who Oakland A's General Manager Billy Beane would draft in a perfect world, if money were no object and other teams weren't drafting.

BEN FRITZ CAREER PITCHING

SEASON	TEAM	W	L	ERA	G	GS	CG	SHO	SV	IP	H	R	ER	HR	HB	BB	IBB	SO	WHIP	AVG	AB	WP	BK	GIDP	TBF	NP-S
2002	VIS (A)	1	0	3.71	3	3	0	0	0	17.0	15	7	7	1	2	6	0	16	1.24	.242	62	1	0	72	N/A - N/A	
	VAN (A)	1	4	2.95	9	9	0	0	0	39.2	29	16	13	1	3	14	0	33	1.08	.199	146	3	0	165	N/A - N/A	
2003	MOD (A)	4	7	4.91	15	15	0	0	0	77.0	83	49	42	3	8	34	0	77	1.52	.278	299	4	2	345	N/A - N/A	
2004	MID (AA)	7	4	5.63	20	20	1	0	0	104.0	118	69	65	5	6	50	0	77	1.62	.297	397	6	0	462	N/A - N/A	
2005	STK (A)	0	0	8.10	2	2	0	0	0	6.2	10	6	6	0	1	2	0	3	1.80	.345	29	0	0	32	26 - 25	
	ATH (R)	0	0	0.00	4	4	0	0	0	11.0	3	1	0	0	1	3	0	9	0.55	.088	34	0	0	39	26 - 25	
2006	MID (AA)	1	4	3.30	12	12	0	0	0	71.0	63	31	26	4	7	22	1	51	1.20	.241	261	2	0	1	296	223 - 216
	SAC (AAA)	6	6	5.83	17	17	0	0	0	97.1	111	65	63	15	4	44	2	58	1.59	.289	384	3	1	3	438	1,671 - 1,006
2007	MID (AA)	11	11	5.67	28	28	0	0	0	149.1	173	99	94	8	14	68	0	88	1.61	.299	579	6	1	12	674	518 - 504
2008	ERI (AA)	3	5	6.40	18	14	0	0	0	84.1	116	69	60	13	5	29	1	45	1.72	.325	357	5	0	10	397	322 - 317
Minors Totals		34	41	5.15	128	124	1	0	0	657.1	721	412	376	50	51	272	4	457	1.51	.283	2548	30	4	26	2920	2,786 - 2,093

MANAGER & STAFF

24



DAVID MACIAS

FIRST BASE COACH & OUTFIELD INSTRUCTOR

Full Name	David Gustavo Macias
Date of Birth	March 7, 1986 in Woodlands, Texas
Opening Day Age	35
Named to Staff	December 20, 2021
Position as a Player	Infielder/Outfielder
MLB Coaching Career	First Base Coach & Outfield Instructor (2022-present, SD)

COACHING CAREER

- Enter his first season with the Padres as first base coach and outfield instructor after joining East Carolina University as an assistant coach in July 2021.
- He spent the previous four seasons coaching at Vanderbilt University under Tim Corbin, helping the Commodores to a pair of College World Series Finals, including the 2019 National Championship. Vanderbilt posted single-season records in 2019 in home runs (100), RBI (541), walks (339) and runs scored (578) en route to a SEC-record 59 wins and their second College World Series title.
- He was with the Seattle Mariners organization from 2016-'17, serving as the coordinator of international player programs in 2016 and '17 before taking over as manager for Single-A Clinton midway through the 2017 Midwest League season.
- Macias' first stint on the Commodores coaching staff came across the 2014-15 seasons, serving as a volunteer assistant in their national runner-up campaign in 2015, and as strength coach in 2014 when they won their first national championship.
- He spent the 2012 and '13 seasons as a player development/

international scouting assistant with the Chicago Cubs, the club that drafted him in the 19th round of the 2008 First-Year Player Draft out of Vanderbilt.

PLAYING CAREER

- Played in 357 games in the Chicago Cubs' minor league system from 2008-11, batting .235 (271-for-1154) with 39 doubles, five triples, five home runs, 106 RBI and 150 runs scored.

PERSONAL

- Macias played at Vanderbilt from 2005-08. During his senior season, he was named first team All-SEC and second team All-South Region/All-District 3, and garnered the Jeff Peebles Most Valuable Teammate award. His 96 hits during the campaign are tied for fifth-most on Vanderbilt's single-season list. Macias is also among Vanderbilt's all-time leaders in at-bats (9th, 784) and hits (10th, 255).
- He graduated from Vanderbilt with a bachelor's degree in sociology. He and his wife, Pam, have two sons, Manny and Javier.

DAVID MACIAS CAREER BATTING

Season	Team	League	AVG	G	AB	R	H	2B	3B	HR	RBI	BB	SO	SB	CS	OBP	SLG	OPS	PA	HBP	SAC	SF	GIDP
2008	BOI	A(SHORT)	.228	54	184	22	42	9	1	0	16	22	34	4	2	.316	.288	.604	213	2	4	1	4
2009	2 Teams	Minors	.241	114	374	51	90	13	1	1	32	35	56	5	5	.313	.289	.602	426	5	10	2	7
2009	PEO	A(Full)	.244	92	312	44	76	12	1	1	29	31	50	4	5	.320	.298	.618	358	5	8	2	6
2009	IOW	AAA	.226	22	62	7	14	1	0	0	3	4	6	1	0	.273	.242	.515	68	0	2	0	1
2010	2 Teams	Minors	.224	106	357	40	80	9	3	2	34	23	58	4	1	.276	.283	.559	398	4	11	3	8
2010	DAY	A(Adv)	.223	93	332	36	74	8	3	2	34	21	53	4	1	.275	.283	.558	371	4	11	3	8
2010	TNS	AA	.240	13	25	4	6	1	0	0	0	2	5	0	0	.296	.280	.576	27	0	0	0	0
2011	3 Teams	Minors	.247	83	239	37	59	8	0	2	24	26	36	2	2	.327	.305	.632	274	3	5	1	7
2011	PEO	A(Full)	.269	6	26	3	7	1	0	0	1	1	2	0	0	.321	.308	.629	28	1	0	0	1
2011	DAY	A(Adv)	.270	37	126	23	34	4	0	2	17	15	22	2	2	.357	.349	.706	146	2	3	0	1
2011	TNS	AA	.207	40	87	11	18	3	0	0	6	10	12	0	0	.286	.241	.527	100	0	2	1	5
Career		Minors	.235	357	1154	150	271	39	5	5	106	106	184	15	10	.305	.290	.595	1311	14	30	7	26

MANAGER & STAFF



57



RUBEN NIEBLA

PITCHING COACH

Full Name	Ruben Niebla
Date of Birth	December 19, 1971 in Calexico, California
Opening Day Age	50
Named to Staff	December 20, 2021
Position as a Player	Left-Handed Pitcher
MLB Coaching Career	Major League Staff Assistant (2010, CLE) Assistant Major League Pitching Coach (2020-21, CLE)
Pronunciation	knee-AYE-bla

COACHING CAREER

- Enters his first season with the Padres as pitching coach after spending the last 21 years with the Indians organization. He spent the last two seasons as assistant Major League pitching coach for Cleveland after serving as the club's minor league pitching coordinator from 2013-19.
- He was a Major League staff assistant in 2010 prior to serving as pitching coach for the Triple-A Columbus Clippers from 2011-12.
- He held the role of pitching coach for Team Mexico in the WSBC Premier12 event in Mexico and Tokyo in November 2019, helping guide the Mexican team to a 2020 Olympic berth the first time in its history.
- He served as the pitching coach for the Mexican National Team in 2015 and has spent several seasons instructing in the Mexican Winter League for Águilas de Mexicali. T

PLAYING CAREER

- His professional career began in the independent Atlantic Coast League, Western League and Texas-Louisiana League from 1995-97.

- He signed with the Montreal Expos as a free agent in 1998 and split 1998-2000 pitching in the Expos and Los Angeles Dodgers organizations, reaching the Triple-A level in Ottawa and Albuquerque.
- He wrapped up his playing career in 2000 in the Western League, making a total of 122 career minor league appearances (one start) with a 4.49 ERA in 122 appearances (89 ER, 178.IP).

PERSONAL

- He and his wife, Stephanie have a daughter, Jaelyn, and a son, Jhrden. Jaelyn attends San Diego State.
- He graduated from Azusa Pacific University in 1997 with a degree in Kinesiology and Physical Education...was a two-time All-American in 1994 and 1995 at Azusa Pacific.
- Graduated from Calexico High School in the Imperial Valley located just outside of San Diego.

RUBEN NIEBLA CAREER PITCHING

Year	Tm	Lg	W	L	ERA	G	GS	CG	SHO	SV	IP	H	R	ER	HR	HBP	BB	SO	WHIP	BK	WP	BF	H9	SO/W	HR9
1998	3 Teams	AA-A+-AAA	0	4	3.69	43	1	0	0	1	78.0	80	43	32	10	2	15	59	1.22	0	5	326	9.2	3.9	1.2
1998	Ottawa	AAA	0	1	5.11	6	0	0	0	0	12.1	20	12	7	4	0	4	7	1.95	0	0	58	14.6	1.8	2.9
1998	Harrisburg	AA	0	2	4.60	24	1	0	0	1	43.0	45	23	22	5	1	6	30	1.19	0	4	178	9.4	5.0	1
1998	Jupiter	A+	0	1	1.19	13	0	0	0	0	22.2	15	8	3	1	1	5	22	0.88	0	1	90	6.0	4.4	0.4
1999	4 Teams	AA-A+	4	2	4.78	45	0	0	0	1	52.2	60	32	28	3	1	28	45	1.67	1	2	239	10.3	1.6	0.5
1999	Harrisburg	AA	2	0	5.58	29	0	0	0	1	30.2	31	22	19	2	1	22	23	1.73	1	2	142	9.1	1.1	0.6
1999	San Antonio	AA	2	1	3.77	12	0	0	0	0	14.1	19	7	6	0	0	5	12	1.67	0	0	65	11.9	2.4	0
1999	San Bernardino	A+	0	1	4.76	3	0	0	0	0	5.2	9	3	3	1	0	1	6	1.77	0	0	25	14.3	6.0	1.6
1999	Vero Beach	A+	0	0	0.00	1	0	0	0	0	2.0	1	0	0	0	0	0	4	0.50	0	0	7	4.5		0
2000	2 Teams	AAA-AA	1	2	5.48	34	0	0	0	1	47.2	55	30	29	5	3	19	35	1.55	3	1	210	10.4	1.8	0.9
2000	Albuquerque	AAA	0	2	6.89	24	0	0	0	1	32.2	42	25	25	3	3	15	25	1.75	3	1	151	11.6	1.7	0.8
2000	San Antonio	AA	1	0	2.40	10	0	0	0	0	15.0	13	5	4	2	0	4	10	1.13	0	0	59	7.8	2.5	1.2
Minors			5	8	4.49	122	1	0	0	3	178.1	195	105	89	18	6	62	139	1.44	4	8	775	9.8	2.2	0.9

MANAGER & STAFF

38



BRYAN PRICE

SENIOR ADVISOR TO THE MAJOR LEAGUE COACHING STAFF

Full Name	Bryan Roberts Price
Date of Birth	June 22, 1962 in San Francisco, California
Opening Day Age	59
Named to Staff	December 20, 2021
Position as a Player	Left-Handed Pitcher
MLB Coaching Career	Pitching Coach (2000-05, SEA); Pitching Coach (2006-09, ARI); Pitching Coach (2010-13, CIN); Manager (2014-18, CIN); Pitching Coach (2020, PHI); Senior Advisor to ML Coaching Staff (2022-present; SD)

COACHING CAREER

- Joins the Padres for his first season as senior advisor to the Major League staff after a coaching career that spanned the past three decades, including manager of the Cincinnati Reds from 2014-18, and pitching coach for the Seattle Mariners (2000-05), Arizona Diamondbacks (2006-09), Reds (2010-13) and Philadelphia Phillies (2020).
- Price worked under Bob Melvin for six seasons in Seattle (2003-04) and Arizona (2006-09) and won Major League Coach of the Year honors from *Baseball America* in 2007 after the D-backs' pitching staff posted a 4.13 ERA (fourth-best in the National League) and reached the NL Championship Series.
- He spent 11 years in Seattle's player development system as both the pitching coordinator (1998-89) and pitching coach for Memphis (1997), Port City (1996), Everett (1995), Bellingham (1992 & 94), Riverside (1993), Peninsula (1991), and the rookie-level Arizona League team (1989-90).

PLAYING CAREER

- Selected by MIN in the 21st round of the June 1980 draft and by BAL in the 7th round of the June 1983 draft, but did not sign. Signed with CAL after he was selected in the 8th round of the June 1984 draft.
- Prior to the 1987 season, had left elbow surgery and was released at the end of spring training.
- Signed by SEA as a free agent and pitched for 2 more seasons.

PERSONAL

- He and his wife, Judy, have one daughter, Amber.
- Pitched at Berkeley, where he was an All-Pac-10 Second-Team selection 3 times, club MVP in 1983 and team captain as a senior in 1984. Is still the school's all-time leader in innings pitched (374.2, 1981-84), and is enshrined in Cal's Hall of Fame and in the Marin County Athletic Hall of Fame.
- Is featured in the book *Guiding Lights* under the chapter "Life-changing teachers and mentors."

BRYAN PRICE CAREER PITCHING

Season	Team	League	W	L	ERA	G	GS	CG	SHO	SV	IP	H	R	ER	HR	HB	BB	SO	WHIP	AVG	AB	WP	GIDP	TBF	NP-S
2008	LOW	A(Short)	1	3	3.83	12	9	0	0	0	40.0	47	22	17	2	2	10	43	1.43	.281	167	6	1	180	305/256
2009	3 Teams	Minors	6	12	4.75	26	26	0	0	0	132.2	137	81	70	15	3	41	127	1.34	.262	523	10	9	570	998/800
2009	GVL	A(Full)	3	2	2.45	8	8	0	0	0	44.0	37	16	12	2	1	12	40	1.11	.223	166	4	2	180	308/251
2009	KIN	A(Adv)	2	4	4.95	7	7	0	0	0	36.1	38	22	20	9	0	10	30	1.32	.268	142	2	5	152	264/213
2009	SAL	A(Adv)	1	6	6.54	11	11	0	0	0	52.1	62	43	38	4	2	19	57	1.55	.288	215	4	2	238	426/336
2009	2 Teams	A(Adv)	3	10	5.89	18	18	0	0	0	88.2	100	65	58	13	2	29	87	1.45	.280	357	6	7	390	690/549
2010	AKR	AA	6	3	3.25	40	0	0	0	1	69.1	75	32	25	7	3	22	69	1.40	.273	275	7	6	305	530/424
2011	AKR	AA	2	3	2.79	28	1	0	0	0	51.2	50	20	16	5	2	15	33	1.26	.258	194	2	3	219	442/319
2012	2 Teams	Minors	2	4	4.00	40	0	0	0	4	69.2	71	34	31	8	3	24	63	1.36	.265	268	8	10	300	1100/681
2012	AKR	AA	2	3	3.02	27	0	0	0	4	50.2	44	20	17	6	3	12	46	1.11	.239	184	5	9	204	723/464
2012	COL	AAA	0	1	6.63	13	0	0	0	0	19.0	27	14	14	2	0	12	17	2.05	.321	84	3	1	96	377/217
2013	2 Teams	Minors	2	3	2.04	47	1	0	0	4	75.0	57	21	17	5	4	16	92	0.97	.206	277	6	4	299	1138/726
2013	AKR	AA	1	0	0.56	12	0	0	0	2	16.0	6	1	1	0	0	4	17	0.63	.111	54	2	1	58	227/145
2013	COL	AAA	1	3	2.44	35	1	0	0	2	59.0	51	20	16	5	4	12	75	1.07	.229	223	4	3	241	911/581
2014	2 Teams	Minors	1	1	2.48	28	0	0	0	5	36.1	26	11	10	5	0	12	44	1.05	.197	132	0	3	146	547/349
2014	AKR	AA	1	0	1.80	8	0	0	0	1	10.0	7	3	2	2	0	2	16	0.90	.189	37	0	1	39	140/92
2014	COL	AAA	0	1	2.73	20	0	0	0	4	26.1	19	8	8	3	0	10	28	1.10	.200	95	0	2	107	407/257
2014	CLE	MLB	0	0	20.25	3	0	0	0	0	2.2	8	6	6	3	2	1	1	3.38	.500	16	0	0	19	69/40
2015	COL	AAA	0	0	0.00	4	0	0	0	0	4.2	1	0	0	0	1	3	3	0.86	.071	14	0	1	18	70/38
Career	MLB		0	0	20.25	3	0	0	0	0	2.2	8	6	6	3	2	1	1	3.38	.500	16	0	0	19	69/40
Career	Minors		20	29	3.49	225	37	0	0	14	479.1	464	221	186	47	18	143	474	1.27	.251	1850	39	37	2037	5130/3593



MANAGER & STAFF

18



MATT WILLIAMS

THIRD BASE COACH

Full Name	Matthew Derrick Williams
Date of Birth	November 28, 1965 in Bishop, California
Opening Day Age	57
Named to Staff	December 20, 2021
Position as a Player	Infielder
MLB Coaching Career	First Base Coach (2010, ARI); Third Base Coach (2011-13 & '16, ARI); Manager (2014-15; WSH); Third Base Coach (2018-19, OAK)

COACHING CAREER

- Joins the Padres as third base coach in his first season with the organization.
- Spent the last two seasons as manager of the Kia Tigers of the Korean Baseball Organization.
- 2022 will mark his 10th season on a Major League coaching staff, most recently serving as Bob Melvin's third base coach for the Athletics from 2018-19.
- Williams managed the Washington Nationals from 2014-15, earning 2014 National League Manager of the Year honors, and was also on the Diamondbacks Major League staff as first base coach in 2010 and third base coach from 2011-13 and 2016.

PLAYING CAREER

- Was selected by the Giants with the third overall pick in the 1986 June Draft out of the University of Nevada Las Vegas and enjoyed a 17-year MLB playing career with San Francisco (1987-96), Cleveland (1997) and Arizona (1998-2003).
- A .268 career hitter with 378 home runs and 1,218 RBI in 1,866 games, the five-time All-Star (1990, '94-96, '99) also won four Gold Gloves (1991, '93-94, '97) and four Louisville Silver Slugger Awards (1990, '93-94, '97) at third base.
- He made his Major League debut the following season at the age of 21 and led the NL with 122 RBI in his first full season in 1990.
- Finished second in NL Most Valuable Player voting in the strike-shortened 1994 season after batting .267 with a league-leading 43 home runs along with 96 RBI in 112 games.
- He was traded to Cleveland following the 1996 season and was dealt to Arizona following the 1997 season. His best season with the Diamondbacks came in 1999 when he hit .303 with 35 home runs and a career-high 142 RBI in 154 games.

ACCOLADES

- National League Manager of the Year (2014, WSH)
- World Series Champion (2001, ARI)
- 5x All-Star (1990, '94-'96, '99)
- 4x Gold Glove Award (1991, '93-'94, '97)
- 4x Silver Slugger (1990, '93-'94, '97)
- NL Home Run Leader (1994, SF)
- NL RBI Leader (1990, SF)

PERSONAL

- He and his wife, Erika, reside in Scottsdale and have four children: Alysha, Jacob, Madison and Rachael. His son Jacob was selected by Arizona in the 49th round of the 2011 First-Year Player Draft.
- Following his playing career, Williams was a member of the Diamondbacks broadcast team from 2005-09, serving as a color analyst on select broadcasts on FOX Sports Arizona and Arizona Sports 620.
- He also had a 33-game stint as interim manager with Mobile of the Southern League in 2007 and guided Salt River to the Arizona Fall League Eastern Division titles in 2012.
- Williams returned to television in 2017 as a pregame and postgame analyst for NBC Sports Bay Area on Giants broadcasts.

MANAGER & STAFF

MATT WILLIAMS CAREER BATTING

Season	Team	League	AVG	G	AB	R	H	2B	3B	HR	RBI	BB	SO	SB	CS	OBP	SLG	OPS	PA	HBP	SAC	SF	GDP
1987	SF	MLB	.188	84	245	28	46	9	2	8	21	16	68	4	3	.240	.339	.579	266	1	3	1	5
1988	SF	MLB	.205	52	156	17	32	6	1	8	19	8	41	0	1	.251	.410	.661	170	2	3	1	7
1989	SF	MLB	.202	84	292	31	59	18	1	18	50	14	72	1	2	.242	.455	.697	311	2	1	2	5
1990	SF	MLB	.277	159	617	87	171	27	2	33	122	33	138	7	4	.319	.488	.807	664	7	2	5	13
1991	SF	MLB	.268	157	589	72	158	24	5	34	98	33	128	5	5	.310	.499	.809	635	6	0	7	11
1992	SF	MLB	.227	146	529	58	120	13	5	20	66	39	109	7	7	.286	.384	.670	576	6	0	2	15
1993	SF	MLB	.294	145	579	105	170	33	4	38	110	27	80	1	3	.325	.561	.886	619	4	0	9	12
1994	SF	MLB	.267	112	445	74	119	16	3	43	96	33	87	1	0	.319	.607	.926	483	2	0	3	11
1995	SF	MLB	.336	76	283	53	95	17	1	23	65	30	58	2	0	.399	.647	1.046	318	2	0	3	8
1996	SF	MLB	.302	105	404	69	122	16	1	22	85	39	91	1	2	.367	.510	.877	455	6	0	6	10
1997	CLE	MLB	.263	151	596	86	157	32	3	32	105	34	108	12	4	.307	.488	.795	636	4	0	2	14
1998	ARI	MLB	.267	135	510	72	136	26	1	20	71	43	102	5	1	.327	.439	.766	557	3	0	1	19
1999	ARI	MLB	.303	154	627	98	190	37	2	35	142	41	93	2	0	.344	.536	.880	678	2	0	8	17
2000	ARI	MLB	.275	96	371	43	102	18	2	12	47	20	51	1	2	.315	.431	.746	397	3	0	3	11
2001	ARI	MLB	.275	106	408	58	112	30	0	16	65	22	70	1	0	.314	.466	.780	436	3	0	3	15
2002	ARI	MLB	.260	60	215	29	56	7	2	12	40	21	41	3	1	.324	.479	.803	238	0	0	2	8
2003	ARI	MLB	.246	44	134	17	33	9	0	4	16	16	26	0	0	.327	.403	.730	156	2	0	4	1
Career		MLB	.268	1866	7000	997	1878	338	35	378	1218	469	1363	53	35	.317	.489	.806	7595	55	9	62	182



RYAN FLAHERTY

84

QUALITY CONTROL COACH

Full Name	Ryan Edward Flaherty
Date of Birth	July 27, 1986 in Portland, Maine
Opening Day Age	35
Named to Staff	December 5, 2019
Position as a Player	Infielder
MLB Coaching Career	Major League Advance Scout/Development Coach (2020-21, SD); Quality Control Coach (2022-current, SD)
Pronunciation	FLAIR-ety

COACHING CAREER

- Enters his 3rd season with the Padres organization and his first as quality control coach. Originally joined the Padres staff as a Major League advance scout/development coach in 2020 after an 8-year MLB playing career with the Baltimore Orioles (2012-17), Atlanta Braves (2018) and Cleveland Indians (2019).

PLAYING CAREER

- Played in 547 games (360 starts) and made appearances at 2B (195), 3B (171), SS (72), 1B (35), RF (30), LF (13) and DH (5). Hit .215 (284-for-1324) with 52 2B, 5 3B, 37 HR, 142 RBI and 152 runs scored.
- Played in 13 postseason games and hit .265 (9-for-34) with 2 HR, 5 RBI and 5 runs scored.

PERSONAL

- Married to Ashley, and the couple has one daughter, Jade Alexandra. They reside in Boca Raton, FL.
- Attended Vanderbilt University where he was a Second-Team All-America selection by the American Baseball Coaches Association and Rivals.com in 2007.
- Drafted by the Chicago Cubs in the first round (41st overall) of the 2008 First-Year Player Draft.
- Graduated from Deering High School (ME), where he played quarterback on the 2003 Deering Class-A State Champions (13-0).
- Is the oldest son of Ed Flaherty, a longtime baseball coach at the University of Southern Maine.
- Brother-in-law of Nick Markakis.

MANAGER & STAFF



HEBERTO ANDRADE

86

MAJOR LEAGUE COACHING ASSISTANT

Full Name	Heberto Andrade
Date of Birth	December 20, 1966 in
Opening Day Age	55
Named to Staff	December 20, 2021
Position as a Player	Catcher
MLB Coaching Career	Major League Coaching Assistant (2019-21, PIT); Bullpen Catcher (2003-2018, PIT) Bullpen Catcher (2022-present, SD)

COACHING CAREER

- Joins the Padres as a major league coaching assistant after 18 years with the Pittsburgh Pirates. Served as a Major League coaching assistant with PIT from 2019-21 after spending the previous 15 years as a bullpen catcher.
- He served the Oakland Athletics as an area scout in 1996 and in the same capacity with the Phillies from 1998 to 2002.
- In addition to his duties with the Pirates, Heberto has spent the last 25 years as a coach and catching instructor during the Venezuelan Winter League. He also participated in the Caribbean World Series four times as a player and once as a coach. Andrade was also an assistant catching instructor and Pitching Coach for the Victoria Capitals in 2003; an independent league team located in Victoria, BC, Canada.
- Herbie was one of two catchers used in the 2006 All-Star Game Home Run Derby, which was held at PNC Park in Pittsburgh on July 10.

PLAYING CAREER

- Spent three years (1986-88) as a catcher in the Cubs farm system and also played professional baseball in Venezuela, Italy and Colombia before retiring as a player in 1996.

PERSONAL

- Andrade and his wife, Maria, reside in Westin, FL and have four daughters; Heberith, Maria Jesus, Maria Jose, and Mariangel, along with two grandsons, Andres and Ivan Mathias.



PETER SUMMERVILLE

83

GAME PLANNING & COACHING ASSISTANT

Full Name	Peter Summerville
Date of Birth	January 10, 1992 in Seattle, Washington
Opening Day Age	30
Named to Staff	2019
Position as a Player	Catcher
MLB Coaching Career	Bullpen Catcher (2019-2021, SD); Game Planning and Coaching Assistant (2022-current, SD)

COACHING CAREER

- Returns for his 4th season with the Padres organization and first as game planning and coaching assistant after serving as bullpen catcher/coaching assistant from 2019-21.
- He joined the club in 2019 after spending 2 seasons with the Los Angeles Dodgers as a development coach.

PERSONAL

- Born in Seattle, WA and attended Seattle Academy for high school.
- Son of Clyde and Karen and has a younger brother, Andrew, who played in the Cardinals organization.

PLAYING CAREER

- Was signed by the Dodgers as a minor league free agent on Aug. 12, 2016.
- Played all 4 years collegiately at Santa Clara University and graduated with a Bachelor's Degree in finance.

MANAGER & STAFF

82



JUSTIN NOVAK

COACHING ASSISTANT

Full Name	Justin Koji Novak
Date of Birth	October 20, 1995 in Toyko, Japan
Opening Day Age	26
Named to Staff	2022
Position as a Player	Catcher
MLB Coaching Career	Major League Interpreter & Bullpen Catcher (2019, SEA); Coaching Assistant (2022-current, SD)

COACHING CAREER

- Enters his first season with the Padres organization, having previously spent time on the Mariners' Major & Minor League staff.
- He joined the club in 2022 after spending three years with the Mariners organization. Served as interpreter and bullpen catcher with the big league club in 2019 and as a development coach from 2020-21 in the Mariners' organization.

PLAYING CAREER

- Was signed by Seattle as a minor league free agent on January 7, 2020. Did not play in 2020 due to the COVID-19 Pandemic.

- Attended the University of Virginia where he majored in Psychology and played on the baseball team from 2014-2018. Started in 146 career games and was a member of the 2015 National Championship team.

PERSONAL

- Born and raised in Tokyo, Japan and attended high school at the American School in Japan (ASIJ).
- Parents are Kevin and Momoko Novak and has an older brother, Shawn Novak.



TJ LASITA

Director, Player & Staff Services



JOE MCALPIN

Major League Video Coordinator



JAMES MCKEW

Coordinator, Advance Scouting & Baseball Operations



ADAM HUNT

Major League Assistant Video Coordinator

BASEBALL SUPPORT STAFF



MAJOR LEAGUE INTERPRETERS



SHINGO HORIE

Coordinator, Japanese
Player Services



LEO BAE

Major League Interpreter -
Korean

HOME CLUBHOUSE STAFF



TJ LAIDLAW

Manager, Clubhouse &
Equipment



TONY PETRICCA

Assistant Equipment Manager
& Umpire Room Attendant



JAMES BIGLER

Clubhouse Assistant - Home




JOSH VERNETTI

Clubhouse Assistant - Home



COLE FLINT

Clubhouse Assistant - Home



GRANT MUENCHOW

Clubhouse Assistant - Home



FREDDY OCHOA

Clubhouse Assistant - Home

VISITING CLUBHOUSE STAFF



SPENCER DALLIN

Manager, Visiting
Clubhouse



BRENDAN MCCLAIN

Clubhouse Assistant -
Visitor



RAUL LEO

Clubhouse Assistant -
Visitor



BRETT RALLS


Clubhouse Assistant -
Visitor

BASEBALL ADVISORS (LISTED ALPHABETICALLY)



MOISES ALOU

Special Assistant to the
General Manager




ALLEN CRAIG

Advisor to Baseball
Operations



A.J. ELLIS

Special Assistant to
Baseball Operations



STEVE FINLEY

Special Assistant, Player
Development



GLENN HOFFMAN

Senior Advisor to Baseball
Operations



TREVOR HOFFMAN

Senior Advisor to Baseball
Operations



JAMES KELLER

Special Assistant to the
General Manager



IAN KINSLER

Special Assistant to Baseball
Operations & PD Quality Control



HIDEO NOMO

Advisor, Baseball
Operations



CHAN HO PARK

Advisor, Baseball
Operations



DAVID POST

Special Assistant to the
General Manager



RON RIZZI

Senior Advisor, Scouting

BASEBALL OPERATIONS



MATT KLOTSCHÉ

Director, Baseball Information Services



MICHAELENE COURTIS

Director, Baseball Administration & Special Assistant to GM



WELLS OLIVER

Director, Baseball Systems




ADAM ESQUER

Director, Baseball Systems



NATHAN LANDAU

Director, Sports Science



CODY ZUPNICK

Assistant Director, Baseball Research & Development



GARRET DOE

Senior Developer, Baseball Systems



MICHAEL VANGER

Senior Developer, Baseball Systems



JEREMY MUESING

Senior Analyst, Baseball Research & Development



LAYNE GROSS

Amateur Analysis, Baseball Research & Development



MARIO PACIUĆ

Analyst, Baseball Research & Development



PATRICK CHERVENÝ

Senior Performance Scientist



GUSTAVO MONTALVO

Developer, Baseball Systems



CHRISTIAN WONDERS

Instructor, Sports Science



JESUS RAMOS

Biomechanist, Sports Science



JOSEPH SUTCLIFFE

Analyst, Baseball Research & Development

PLAYER HEALTH & PERFORMANCE



DON TRICKER

DIRECTOR, PLAYER HEALTH & PERFORMANCE

Don Tricker enters his fifth season with the Padres after spending the previous seven years as the High Performance Manager for New Zealand Rugby. With New Zealand Rugby, Tricker led their High Performance Program that included talent identification, player development, sports science, performance analysis, strength and conditioning, nutrition and mental skills. Tricker was a mentor for the All Blacks coaches and was tasked with recruiting and managing Super Rugby coaches. He facilitated the development of the All Blacks plans for the 2011, 2015 and 2019 Rugby World Cups, as well as NZ's Sevens Team's Rio and Tokyo Olympic Campaigns.

Tricker attended the Olympic Games in Athens in 2004 and Beijing in 2008 in a coaching mentor and support role as part of his role with SPARC (Sport and Recreation New Zealand; NZ's equivalent of the USOC). While at SPARC, he led the development of New Zealand's Coaching strategy. Don played softball for New Zealand's national team from 1985 to 1991 and took part in the 1988 World Championships where his team finished second to the United States. He coached the Black Sox (NZ's national men's team) from 1998 to 2004, leading them to World Titles in 2000 and 2004. Among his many career accomplishments, Tricker was inducted to the New Zealand Softball Hall of Fame and the International Softball Federation Hall of Fame. In 2000 Don was named Coach of the Year at the Halberg awards (New Zealand's premier sporting awards). He was also honored in 2004 with an Officer of the New Zealand Order of Merit. Tricker and his wife, Carey, have three children: Mitchell, Bronte, and Georgia.



MARK ROGOW

HEAD ATHLETIC TRAINER

Mark Rogow enters his seventh season with the Padres as Head Athletic Trainer, joining the Padres after five years with the U.S. Dept. of Defense, where he served as Sports Medicine Program Manager for Naval Special Warfare (Navy SEALs) Group 1 - NAB Coronado. Prior to working for the D.O.D., he spent 20 years working in professional baseball, including roles as Minor League Medical Coordinator for the New York Mets (2006-10) and serving in the Pittsburgh Pirates organization (1991-2005) as ML Assistant Athletic Trainer and Assistant Strength and Conditioning Coordinator (2001-2005). In 2002, he and the Pirates' ML Athletic Training Staff were voted by their peers as ML Athletic Training Staff of the Year. Rogow also served as their Minor League Athletic Training Coordinator and S&C Coordinator (1997-2000),

Athletic Trainer for the Carolina Mudcats (1996) and Bradenton Pirates (1991-95). He worked as an Athletic Trainer in the Arizona Fall League for the Chandler Diamondbacks (1994) and in the Hawaii Winter League for the Honolulu Sharks (1996). Rogow graduated from the University of Florida with a Bachelor of Science degree in Exercise and Sport Sciences, and he resides in Carlsbad, Calif. with his wife, Cheryl, and their three children, Spencer, Preston and Hayden.



BEN FRASER

ASSISTANT ATHLETIC TRAINER

Ben Fraser enters his third season as Assistant Athletic Trainer for the Padres after spending the previous two seasons as the Minor League Athletic Training Coordinator. Fraser spent five seasons as the Assistant Athletic Training Coordinator for the Mariners (2013-2017) and four as a minor league athletic trainer with the Diamondbacks (2009-2012). Fraser graduated from Concordia University Wisconsin with a Bachelor's Degree in Athletic Training and Exercise Leadership and earned his Master's Degree in Athletic Training from Indiana State University. A Racine, WI native, he calls San Diego, CA home with his wife, Melissa, and their daughter, Harper, and son, Jack.



RICKY HUERTA

ASSISTANT ATHLETIC TRAINER

Ricky Huerta enters his third season as Assistant Athletic Trainer, spending the previous 10 years working at multiple levels throughout the Padres minor league system. While working in the minor leagues he was chosen as one of the Arizona Fall League Athletic Trainers in 2012 and 2016. In 2018, Ricky was voted by his peers as Athletic Trainer of the Year for the California League. Ricky resides in San Diego with his wife, Brittany, and their son Jayden and daughters Juliana and Jaylynn.



SCOTT HACKER

PHYSICAL THERAPIST

Scott Hacker enters his sixth season as the Padres Major League Physical Therapist, joining the team in February 2017. Hacker served as a contracted physical therapist for the Padres organization during the 2015-2016 baseball seasons. He earned a Bachelor of Science degree in Human Biology from University California, San Diego in 2010 and completed his Doctor of Physical Therapy Degree at University of St. Augustine in San Diego in 2013. Scott resides in San Diego with his wife, Karras, their son, Hudson, and daughter, Maeson.



WHITNEY MILANO

COORDINATOR, PERFORMANCE NUTRITION & BASEBALL DIETITIAN

Whitney Milano enters her third season with the Padres overseeing nutrition programs for the Major League team and minor league affiliates, serving as performance nutrition and dietitian coordinator. She served as a consultant for the Padres for the four previous seasons, and from 2014-2019, she worked for Naval Special Warfare as a performance dietitian. Milano worked for Purdue University as a collegiate sports dietitian and an instructor in the nutrition department. A 2008 graduate of University of Idaho in Food & Nutrition, she obtained a Master of Science degree in Nutrition with a minor in Exercise Physiology in 2012 from Oregon State University. Milano resides in San Diego with her husband, Kenny, and their children Phoenix, Aurilla, and Enzo.

PLAYER HEALTH & PERFORMANCE



JAY YOUNG

MAJOR LEAGUE STRENGTH & CONDITIONING COACH

Jay Young enters his third season as the Padres Major League Strength and Conditioning Coach after spending the previous four seasons at various levels in the Padres minor league system. Young earned his Bachelor of Science degree in Biomedical Engineering from The Ohio State University in 2014 and a Master of Science in Exercise Science with a Major in Sports Sciences from Florida State University in 2015.



KENNY ESQUIVEL

MAJOR LEAGUE STRENGTH & CONDITIONING COACH


Kenny Esquivel enters his first season as the Padres Major League Strength and Conditioning Coach, joining the Padres after eight years with the U.S. Dept. of Defense, where he served as Director of Strength and Conditioning for Air Force Special Warfare -25th Air Support Operations Squadron (2018-2022) and Naval Special Warfare Group 8 - DOB Pearl City, Hawaii (2015-2018). He earned his Bachelor of Science degree in Kinesiology from San Diego State University in 2007 and a Master of Science in Kinesiology from the University of Hawaii at Manoa in 2009. Kenny resides in Kaneohe, Hawaii with his wife, Monica, and son, Victor.



ATSUSHI NAKASONE

MASSAGE THERAPIST

Atsushi Nakasone enters his fifth season with Padres as the Massage Therapist, having earned his Bachelor of Science degree in Athletic Training from San Diego State University in 2011 and a Master of Science in Traditional Oriental Medicine from Pacific College of Oriental Medicine, San Diego in 2017. Nakasone is a certified Athletic Trainer (ATC) with the National Athletic Trainers' Association, a licensed massage therapist and a licensed acupuncturist. He resides in El Cajon with his wife, Motomi, son, Louis, and daughter, Mysti.



YUJI NAGAHAMA

MASSAGE THERAPIST

Yuji Nagahama enters his second season with the Padres after spending five seasons in MLB as a Massage Therapist with the Texas Rangers (2016-2017), Los Angeles Dodgers (2017), Chicago Cubs (2018-2020) and eight seasons in the minor leagues in Japan as an athletic trainer (2008-2015). He earned a Bachelor's of Physical Education degree from Tokai University (2002) and a Master's degree in Physical Education from Tsukuba University (2016). He earned an Advanced Diploma of Oriental Medicine from Kanagawa Eisei Gakuen College in 2005 and lives in Chiba, Japan with his wife, Junko and son, Koki.



UC SAN DIEGO HEALTH




CATHERINE M. ROBERTSON, MD

BOARD-CERTIFIED ORTHOPEDIC SURGEON

Dr. Robertson is the Padres head team physician. Is a board-certified orthopedic surgeon who specializes in treating injuries of the shoulder, knee and hip using minimally invasive techniques for restoring joint function and to treat complex ligament, tendon, cartilage and meniscus injuries.

Completed her residency training at UC San Diego School of Medicine and her fellowship training in sports medicine and shoulder surgery at the Hospital for Special Surgery in New York City. Dr. Robertson is Chief of Sports Medicine at UC San Diego Health. She was associate team physician for the San Diego Chargers from 2013-2017. She is also team physician for the San Diego Sea Lions women's professional soccer team and UC San Diego Tritons, as well as the lead physician for the partnership between UC San Diego Health and the US Olympic Committee.




KENNETH S. TAYLOR, MD

BOARD-CERTIFIED IN FAMILY AND SPORTS MEDICINE

Dr. Taylor is a Padres team physician, serving as the lead primary care physician for the club. Is a board-certified family medicine doctor who specializes in sports medicine. His expertise includes diagnosing, treating and preventing athletic injuries. Dr. Taylor has a special interest in using musculoskeletal ultrasound to perform diagnostic and therapeutic treatments.

Dr. Taylor completed a fellowship and residency at UC San Diego School of Medicine, where he also earned his medical degree. He is a co-team physician for the San Diego Sockers and the head team physician for UC San Diego intercollegiate and club athletics. Dr. Taylor also serves as the medical director for the International Surfing Association.



DANIEL SLATER, MD

BOARD-CERTIFIED IN FAMILY MEDICINE

Dr. Slater is a Padres associate team physician.

Is board certified in both family medicine and integrative medicine, and he is a fellow of the American Academy of Family Physicians (FAAFP). Dr. Slater completed a fellowship in integrative medicine at the University of Arizona and a residency in family medicine at UCLA Medical Center, Santa Monica. He earned his medical degree from UC San Diego.

A professor in the Department of Family Medicine and Public Health, Dr. Slater trains medical students and residents at UC San Diego School of Medicine.




BRYAN LEEK, MD

BOARD-CERTIFIED IN SPORTS MEDICINE

Dr. Leek is a Padres associate team physician. He is a board-certified orthopedic surgeon specializing in sports medicine and upper extremity surgery. He has advanced training in both sports medicine and surgical management of injuries to the shoulder, elbow, hand, wrist.

Dr. Leek completed his Orthopedic Surgery residency at UC San Diego School of Medicine and his fellowship training in Sports Medicine at the San Diego Sports Medicine and Arthroscopy Fellowship. His upper extremity fellowship was completed at the CV Starr Hand Center, Roosevelt Hospital in New York City.



AMY LEU, DO

BOARD-CERTIFIED IN FAMILY AND SPORTS MEDICINE

Dr. Leu is a Padres associate team physician. She is board certified in family medicine with specialty training in sports medicine. Her expertise includes the diagnosis and treatment of athletic injuries as well as general primary care.

Dr. Leu completed her fellowship training at UC San Diego and her residency at UC Irvine. She completed her medical degree at Touro University. She also serves as a team physician for UC San Diego Intercollegiate and Club Sports Athletics and is a team physician for the US Figure Skating Association.



LAURA SUDANO, PHD, LMFT


Dr. Sudano is the Padres Employee Assistance Coordinator, and she completed her fellowship training in Medical Family Therapy from St. Mary's Hospital in Grand Junction, Colorado and doctoral training at Virginia Tech.

Before coming to San Diego, she worked with Wake Forest University where she consulted with teams and coaches and provided mental/behavioural health care and mental skills training to athletes. She serves as a member of the Board of Directors for Collaborative Family Healthcare Association (CFHA), a national organization that focuses on integrated behavioural health care. An Associate Clinical Professor and Associate Director for Integrated Behavioral Health in the Department of Family Medicine, Dr. Sudano sees athletes from the United States Olympic and Paralympic Committee (USOPC) Training Center and trains medical students, behavioural health providers, and residents at UC San Diego Health.

STEPHANIE MARTIN

UCSD PATIENT CARE NAVIGATOR

2022 SAN DIEGO PADRES





C.J. ABRAMS

NRI

87

INFIELDER

Height: 6-2

Bats: L

Weight: 189

Throws: R

cj_abrams

@CJAbrams01

Full Name	Paul Christopher Abrams Jr.
Date of Birth	October 3, 2000 in Atlanta, Georgia
Current Residence	Atlanta, Georgia
2022 Opening Day Age	21
MLB Service Time	0.000
How Obtained	Signed as a first-round selection (sixth overall) in the 2019 First-Year Player Draft on June 17, 2019
Contract Status	Signed through 2022

QUICK HITS

- Entered 2022 rated as the No. 4 prospect in all of baseball by ESPN, No. 5 by the *The Athletic* and No. 9 by *Baseball America* and MLB Pipeline.
- Also entered 2022 as the No. 3 shortstop prospect in all of baseball my MLB Pipeline, behind only KC's Bobby Witt Jr. and NYY's Anthony Volpe.
- Sustained a season-ending injury on July 4, 2021, when we fractured his left tibia and a sprained MCL in his left knee in a collision at second base. Earlier that day, he had been named as a 2021 Futures Game Selection.
- Prior to participating in the 2021 Arizona Fall League, he bruised his left shoulder while sliding during the offseason in instructional league action, missing the AFL.
- In his first professional circuit in 2019, became the 1st player in at least 14 years to finish a qualifying Arizona League season (min. 150 plate appearances) hitting .400-or-better.
- Earned 2019 Georgia Gatorade Baseball Player of the Year while leading Blessed Trinity to a top-50 national ranking and the Class AAAA semifinals. He hit .431 with a .723 SLG and 3 HR, 27 RBI and 42 runs scored.
- A 2018 Perfect Game All-American Classic team member and a 2018 Under Armour-All American Game invitee, Abrams was the nation's 2nd-ranked prep prospect by *Baseball America* and Perfect Game in '19.
- Slashed .297/.395/.324 in 9 games for USA Baseball's 18U National Team in the Fall of 2018.

2021 SEASON

- Spent the entire 2021 season with Double-A San Antonio, setting career highs in games played (42), at-bats (162), doubles (14), RBI (23), and walks (15).
- With the Missions, he posted 15 walks against 36 strikeouts with 13 steals and 3 home runs.
- Sustained a season-ending injury on July 4 when we fractured his left tibia and a sprained MCL in his left knee in a collision at second base.
- The day of the injury, Abrams had been selected to represent the Padres in the All-Star Futures Game alongside catcher Luis Campusano.

ACCOLADES

Futures Games Selection (2021, San Antonio)

Most Valuable Player (2019, Arizona League)

Post-Season All-Star (2019, Arizona League)

MiLB.com Arizona League Player of the Month (July 2019)

Baseball America All-Star Rookie Team (2019, Arizona League)

MiLB.com Organization All-Star (2019, SD)

- Bruised his left (non-throwing) shoulder while sliding during the offseason in instructional league action, missing the Arizona Fall League.
- Voted as the best hitter for average, fastest baserunner, best athlete and best defensive infielder in the Padres farm system in *Baseball America's* Best Tools survey, voted on by MLB executives, scouts and managers.

2020

- Spent the campaign at the Padres' alternate training site as part of the club's 60-man player pool but did not appear on the active roster.

2019

- Earned Arizona League Most Valuable Player honors, hitting .401 with a .662 SLG, both of which led the league.
- Tied for the AZL lead with 8 triples and his 40 runs scored led the circuit, despite his promotion to Fort Wayne (A) on August 3 and 3 weeks remaining in AZL play.
- Posted a 20-game hitting streak to start his professional career from June 18-July 14, compiling 14 multi-hit efforts at a .446 clip.
- Posted 20 multi-hit efforts, a 14-to-11 SO/BB ratio and swiped 15 bags in his 32 AZL contests.
- Promoted to Fort Wayne on Aug. 3 but played in just 2 games (2-for-8, 2B, 1 BB, SB) before a left shoulder contusion landed him on the 7-day IL on Aug. 10.

C.J. ABRAMS

NRI



PERSONAL

- Is the son of Chris and Ruth...Ruth, used to toss foam balls and rolled-up pairs of socks to play makeshift games of baseball in their kitchen...C.J. took his first swings at 18 months old, using an orange foam stick serving as the bat...as he got older, Chris had C.J. swinging other items, such as 2 PVC pipes linked by a chain - essentially, plastic nunchucks that emphasized the importance of keeping the hands close to the body.

- C.J. has volunteered on behalf of the Muscular Dystrophy

Association, CURE Childhood Cancer and as a youth baseball camp counselor.

- Perfect Game clocked him at 6.29 sec. in the 60-yard dash...he's been timed from home-to-first in less than 4 sec (an elite benchmark for MLB players) on a routine basis.

C.J. ABRAMS CAREER BATTING

Season	Team	League	AVG	G	AB	R	H	2B	3B	HR	RBI	BB	SO	SB	CS	OBP	SLG	OPS	PA	HBP	SAC	SF	GIDP
2019	2 Teams	Minors	.393	34	150	41	59	13	8	3	22	11	14	15	6	.436	.647	1.083	165	2	0	2	3
2019	SD1	ROK	.401	32	142	40	57	12	8	3	22	10	14	14	6	.442	.662	1.104	156	2	0	2	3
2019	FW	A(Full)	.250	2	8	1	2	1	0	0	0	1	0	1	0	.333	.375	.708	9	0	0	0	0
2021	SA	AA	.296	42	162	26	48	14	0	2	23	15	36	13	2	.363	.420	.783	183	3	1	2	3
Career		Minors	.343	76	312	67	107	27	8	5	45	26	50	28	8	.398	.529	.927	348	5	1	4	6

CAREER TRANSACTIONS

2019 Signed by SD as a first-round (6th overall) selection, June 17

OPTIONS USED: 0/3



AUSTIN ADAMS

Height: 6-2

Bats: R

Weight: 201

Throws: R

54

**RIGHT-HANDED
PITCHER**

austinadams_63

Full Name	Austin Lance Adams
Date of Birth	May 5, 1991 in Tampa, Florida
Current Residence	Tampa, Florida
2022 Opening Day Age	30
MLB Service Time	3.015
MLB Debut	July 15, 2017 @ CIN (with WSH)
How Obtained	Acquired from SEA along with C Austin Nola and RHP Dan Altavilla in exchange for OF Taylor Trammell, INF Ty France, C Luis Torrens and RHP Andres Muñoz on August 31, 2020
Contract Status	Signed through 2022

QUICK HITS

- Allowed just 1 HR in 2021, coming in his 65th and final appearance of the season. His 0.17 HR/9 IP ratio was the lowest in the majors (min. 240 batters faced), while his 12.99 SO/9 IP ratio was 7th-highest in the majors and 2nd-highest in the NL (behind only Jacob deGrom).
- His 24 hit batsmen in '21 set a single-season Live Ball era record (since 1920).

2021 SEASON

- Set career bests in a multitude of categories across his 65 appearances (4th-most in SD's pen), including IP (52.2), opp. AVG (.159), SO (76), SO/9.0 IP (12.99) and HR% (0.41).
- Did not allow a run in 49 of his 65 appearances, including 25 consecutive outings without an earned run from April 18-June 15, going 2-0 with 4 holds, 0.67 WHIP and .078 opp. AVG over that stretch...the 25 straight outings without an earned run was T-2nd longest streak in the NL and T-4th longest in the majors.
- Among all pitchers who faced at least 240 batters, he posted the lowest HR/9 IP ratio (0.17), while his 12.99 SO/9 IP was 2rd-highest in NL (behind only Jacob deGrom) and 7th-highest in MLB...his 4.78 H/9 was the 3rd-lowest ratio in the majors, behind only deGrom and Kenley Jansen.
- Set a new MLB record for the Live Ball era (since 1920) for most hit-batsmen in a single season (24)...he did so in 52.2 IP, and no pitcher had ever had 15+ HBP in fewer than 100.0 IP...the fewest IP prior to Adams' record was BOS' Alfredo Aceves (114.0) in 2011.
- Threw 962 pitches, with 838 of them being sliders...the 87.1% slider usage was 2nd-highest in the majors, behind only Matt Wisler's 90.9%.
- Had just one IL stint, starting the season on the IL with a right elbow strain (April 1-10).
- Posted a 0.37 ERA (1 ER, 24.1 IP) and .065 opp. AVG in his 28 appearances at home as opposed to a 7.31 ERA (23 ER, 28.1 IP) in his 37 road outings.
- In 40 outings before the AS break he posted a 1.71 ERA (6 ER, 31.2 IP)...after the break - 7.71 ERA (18 ER, 21.0 IP).
- Tossed a career-high-tying 2.0 IP in his final outing on Sept. 30 @ LAD for the 1st time since Sept. 7, 2019 @ HOU and 4th overall...allowed his only HR of the season in his final outing, an 0-2 pitch to Corey Seager.

ACCOLADES

California League Mid-Season All-Star (2014, Inland Empire)

2020

- Acquired by SD in a 7-player trade with SEA on Aug. 30 in one of the club's 6 trade deadline deals...reinstated from the IL on Sept. 20 (recovery from left knee surgery).
- Made his SD debut Sept. 22 vs. LAA, exactly a year and one day since his final outing as a Mariner (Sept. 21, 2019 @ BAL), tossing a scoreless 1.0 IP.
- Made his 2nd consecutive scoreless appearance in Game 1 of the Sept. 25 doubleheader @ SF...he threw 18 pitches (15 strikes), 16 of which were sliders...the Giants swung at 10 of those sliders and whiffed on 7.
- Secured his 1st hold as a Padre in SD's season finale, a 5-4 win on Sept. 27 @ SF...allowed 2 ER and 1 HR...allowed multiple runs in just 3 of his 30 outings for SEA in '19.
- Struck out 6 of the 13 righties he faced (1-11, .091 clip) while lefties hit .500 (2-4).
- Limited batters to a .100 AVG (1-10) with runners on...opponents were hitless with RISP (0-5) and RISP/2 out (0-2).

POSTSEASON: Made the 1st postseason appearances of his career, allowing 1 earned run on 2 walks and 2 hit batters across 4 relief outings (5.40 ERA)...tossed 0.1 IP in 3 of the 4 appearances...earned the win in the decisive Game 3 Wild Card series victory vs. STL, a 4-0 bullpen shutout.

2019

- Went 2-2 with 10 holds while posting a 3.77 ERA (13 ER, 31.0 IP) with 51 SO and 14 BB in 29 app. (2 GS) with SEA.
- Underwent left ACL reconstruction surgery in Dallas, performed by Dr. Daniel Cooper, on October 15...sustained the injury on September 21 at Baltimore.
- In 27 relief outings with Seattle, posted a 3.07 ERA (10 ER, 29.1 IP) with 49 strikeouts and 12 walks...tallied at least 1 strikeout in 23 of 27 relief appearances as a Mariner including 13 games with multiple strikeouts.
- Began the season with the Nationals and made 1 relief appearance for WSH (Apr. 20 at MIA)...DFA'd on Apr. 30...acquired by SEA from WSH in exchange for LHP Nick Wells and cash considerations on May 4.

AUSTIN ADAMS



2018

- Appeared in 2 games with WSH from April 25-29; tossed 1.0 scoreless IP...spent most of the season with Triple-A Syracuse, going 1-4 with 9 saves and a 3.50 ERA.

2012-2017

- Began the **2017** season with Syracuse (AAA) but broke into MLB with WSH...made his big league debut on July 15 @ CIN...recalled on Sept. 1 and allowed just 1 ER in 5.0 IP over 5 games in the month...in 44 games with Syracuse, posted a 2.14 ERA (14 ER, 59.0 IP) while striking out 91.
- Spent most of the **2016** season with Arkansas (AA) for the 2nd year in a row...lowered his BB/9.0 IP ratio and WHIP from 2015...had a 3.05 ERA in 32 games with the Travelers.
- In **2015**, appeared at 3 levels of the Angels minor league system and did not allow a home run in 55.0 IP...began the year with Inland Empire (A) before being promoted to ARK...posted a 2.95 ERA (12 ER, 36.2 IP) while striking out 49 in 27 appearances for the Travelers.

- Named to the **2014** Cal League Midseason All-Star Team...in 42 relief outings with Single-A Inland Empire, was 3-2 with 1 save and a 3.79 ERA (25 ER, 59.1 IP) with 80 SO.
- In **2013**, went 2-1 with 1 save in 27 relief outings with Burlington (A)...fanned 36 in 31.2 innings.
- Made his pro debut with Short-A Orem in **2012**, where he recorded 4 saves in 24 relief outings.

PERSONAL

- Attended the University of South Florida from 2010-12, helping the Bulls to their first Big East Championship in 2012.

AUSTIN ADAMS

AUSTIN ADAMS CAREER PITCHING

Season	Team	League	W	L	ERA	G	GS	CG	SHO	SV	IP	H	R	ER	HR	HB	BB	SO	WHIP	AVG	AB	WP	GDP	TBF	NP-S
2012	ORM	ROK	0	1	5.46	25	0	0	0	4	28.0	22	20	17	4	4	15	31	1.32	.220	100	6	3	121	244/167
2013	BUR	A(Full)	2	1	3.98	27	0	0	0	1	31.2	25	17	14	0	1	17	36	1.33	.212	118	14	2	136	286/198
2014	IE	A(Adv)	3	2	3.79	42	0	0	0	1	59.1	27	28	25	3	10	53	80	1.35	.141	191	14	7	261	877/469
2015	3 Teams	Minors	3	2	3.27	38	0	0	0	1	55.0	33	22	20	0	4	47	71	1.45	.179	184	12	6	238	978/544
2015	IE	A(Adv)	2	1	2.45	9	0	0	0	0	14.2	10	5	4	0	2	7	21	1.16	.189	53	3	1	62	211/128
2015	ARK	AA	1	1	2.95	27	0	0	0	1	36.2	22	13	12	0	2	31	49	1.45	.183	120	8	5	156	680/384
2015	SLC	AAA	0	0	9.82	2	0	0	0	0	3.2	1	4	4	0	0	9	1	2.73	.091	11	1	0	20	87/32
2016	2 Teams	Minors	0	1	3.05	34	0	0	0	4	44.1	30	15	15	2	3	24	63	1.22	.192	156	4	1	184	725/441
2016	ANG	ROK	0	0	3.00	2	0	0	0	0	3.0	1	1	1	0	0	0	2	0.33	.100	10	0	0	10	14/14
2016	ARK	AA	0	1	3.05	32	0	0	0	4	41.1	29	14	14	2	3	24	61	1.28	.199	146	4	1	174	711/427
2017	SYR	AAA	6	2	2.14	44	0	0	0	5	59.0	44	22	14	2	4	37	91	1.37	.199	221	9	4	265	1040/666
2017	WSH	MLB	0	0	3.60	6	0	0	0	0	5.0	4	4	2	0	1	8	10	2.40	.211	19	1	0	29	131/73
2018	SYR	AAA	1	4	3.50	41	0	0	0	9	46.1	47	24	18	1	6	20	78	1.45	.260	181	3	3	211	834/522
2018	WSH	MLB	0	0	0.00	2	0	0	0	0	1.0	1	0	0	0	0	3	0	4.00	.250	4	0	0	7	24/11
2019	3 Teams	Minors	1	1	1.65	14	0	0	0	1	16.1	8	4	3	0	0	5	32	0.80	.140	57	4	0	62	265/172
2019	ARK	AA	1	0	0.00	2	0	0	0	0	2.0	0	0	0	0	0	2	5	1.00	.000	6	0	0	8	38/23
2019	FRE	AAA	0	1	2.70	8	0	0	0	1	10.0	7	4	3	0	0	3	20	1.00	.189	37	4	0	40	165/107
2019	TAC	AAA	0	0	0.00	4	0	0	0	0	4.1	1	0	0	0	0	0	7	0.23	.071	14	0	0	14	62/42
2019	2 Teams	AAA	0	1	1.88	12	0	0	0	1	14.1	8	4	3	0	0	3	27	0.77	.157	51	4	0	54	227/149
2019	SEA	MLB	2	2	3.77	29	2	0	0	0	31.0	20	13	13	4	0	14	51	1.10	.183	109	2	3	124	508/321
2019	WSH	MLB	0	0	9.00	1	0	0	0	0	1.0	0	1	1	0	1	2	2	2.00	.000	3	2	0	6	33/16
2019	2 Teams	MLB	2	2	3.94	30	2	0	0	0	32.0	20	14	14	4	1	16	53	1.13	.179	112	4	3	130	541/337
2020	SD	MLB	0	0	4.50	3	0	0	0	0	4.0	3	2	2	1	0	2	7	1.25	.200	15	1	0	17	74/43
2021	SD	MLB	3	2	4.10	65	0	0	0	0	52.2	28	28	24	1	24	35	76	1.20	.159	176	4	4	241	962/574
Career		MLB	5	4	3.99	106	2	0	0	0	94.2	56	48	42	6	26	64	146	1.27	.172	326	10	7	424	1732/1038
Career		Minors	16	14	3.34	265	0	0	0	26	340.0	236	152	126	12	32	218	482	1.34	.195	1208	66	26	1478	5249/3179

WILD CARD

Season	Team	League	W	L	ERA	G	GS	CG	SHO	SV	IP	H	R	ER	HR	HB	BB	SO	WHIP	AVG	AB	WP	GDP	TBF	NP-S
2020	SD	MLB	1	0	9.00	2	0	0	0	0	1.0	0	1	1	0	1	1	1	1.00	.000	3	0	0	5	22/11

DIVISION SERIES

Season	Team	League	W	L	ERA	G	GS	CG	SHO	SV	IP	H	R	ER	HR	HB	BB	SO	WHIP	AVG	AB	WP	GDP	TBF	NP-S
2020	SD	MLB	0	0	0.00	2	0	0	0	0	0.2	0	0	0	0	1	1	0	1.50	.000	2	0	0	4	13/6

POSTSEASON (COMBINED)

Season	Team	League	W	L	ERA	G	GS	CG	SHO	SV	IP	H	R	ER	HR	HB	BB	SO	WHIP	AVG	AB	WP	GDP	TBF	NP-S
2020	SD	MLB	1	0	5.40	4	0	0	0	0	1.2	0	1	1	0	2	2	1	1.20	.000	5	0	0	9	35/17

CAREER TRANSACTIONS

OPTIONS USED: 3/3

- 2012 Signed by LAA as a eighth-round selection in the First-Year Player Draft, June 12
- 2016 Acquired by WSH from LAA along with RHP Kyle McGowin in exchange for INF Danny Espinosa, December 10
- 2019 Acquired by SEA from WSH in exchange for LHP Nick Wells and cash considerations, May 4
- 2020 Acquired by SD from SEA in a seven-player trade, August 31



JORGE ALFARO



Height: 6-2 Bats: R
Weight: 239 Throws: R

38

**CATCHER/
OUTFIELDER**

Full Name	Jorge Mario Alfaro
Date of Birth	June 11, 1993 in Sincelejo, Colombia
Current Residence	Sincelejo, Colombia
2022 Opening Day Age	28
MLB Service Time	4.083
MLB Debut	September 12, 2016 vs. PIT (with PHI)
How Obtained	Acquired from MIA in exchange for a PTBNL or cash on November 30, 2021
Contract Status	Signed through 2022

all-FAHR-oh
jorgealfaro1
@_JorgeAlfaro1

QUICK HITS

- Hit .321 (17-for-53) against NL West opponents in 2021, his highest clip against any division.
- His 35 multi-hit games in 2019 were the third-most in the Majors by a catcher, behind only J.T. Realmuto (44) and Christian Vazquez (39).
- Made 3 starts for Team Colombia during the 2017 World Baseball Classic, and hit a game-tying eighth inning home run against the Dominican Republic's Fernando Rodney. It's considered by some the second-most important hit in Colombian baseball history, behind Edgar Renteria's game-winning single in Game 7 of the 1997 World Series.
- Hit his first career Major League home run as a Phillie on August 15, 2017 at Petco Park off of Dinelson Lamet.
- Originally signed by Texas as international free agent in January 2010 by 3 Rangers scouts, including the late Don Welke, former Padres VP of Scouting Operations.

2021 SEASON

- Appeared in a 92 total games for MIA, including 57 starts at C, 17 in LF and 2 at 1B.
- Stole 8 bags, marking a new career high (prev: 4 in '19).
- Batted .301 (25-for-83) in August (25 G), with 8 2B, 1 HR and 17 RBI.
- Recorded his 3rd career walk-off hit on August 25 vs. WSH, his 2nd of the season (also: April 17 vs. SF).

2020

- Played in 31 games for the Marlins after beginning the season on the Injured List...hit .226 (21-for-93) with 3 home runs and 16 RBI.
- Made his season debut on August 21 at WSH, going 1-for-4 with a run scored.
- Recorded his first career walk-off hit on Sept. 10 at PHI, a single off Brandon Workman, in the Marlins only walk-off win of the season.

POSTSEASON: Appeared in Game 1 and 3 of the NLDS vs Atlanta, going hitless in 3 appearances at the plate while recording 6.0 total innings behind the dish.

ACCOLADES

- Baseball America Major League All-Rookie Team (2018, PHI)*
- International League Mid-Season All-Star (2017, Lehigh)*
- MiLB Organization All-Star (2013-14, TEX & 2016, PHI)*
- Eastern League Mid-Season All-Star (2016, Reading)*
- Eastern League Player of the Week (April 17, 2016)*
- Texas League Mid-Season All-Star (2015, Frisco)*
- Carolina League Mid & Post-Season All-Star (2014, Myrtle Beach)*
- Carolina League Player of the Week (August 4, 2014)*
- Futures Game Selection (2013-14, TEX)*
- Arizona Fall League All-Prospect and Rising Star Team (2013)*
- South Atlantic League Mid-Season All-Star (2013, Hickory)*
- Baseball America Short-Season All-Star (2011, Spokane)*
- Topps Short-Season/Rookie All-Star (2011, Spokane)*

2019

- Homered in his team debut on Opening Day 2019, becoming the 17th player to homer in his Marlins debut.
- Hit a career-high 18 home runs, all as a catcher...tied J.T. Realmuto (2018) for 2nd-most HR as a catcher in a season by a Marlin, just one shy of Charles Johnson (19 in '97).
- Posted 6 consecutive multi-hit games at home from Aug. 15-29 (.577; 15-for-26, 3 HR, 7 RBI)...tied with Giancarlo Stanton (2017) for 3rd-longest such streak since 2012.
- Ranked 4th in the NL with a .271 AVG as a catcher...T-4th in NL in homers as a catcher (18), while his .440 SLG ranked 5th in NL as a catcher.
- Recorded his first career multi-HR game on April 6 at ATL... had another on Sept. 23 at NYM, including his first career grand slam and a career-high 5 RBI.
- Set a career high with 130 games played (previously, 108 in 2018 with PHI)...his 118 games played as a catcher ranked 4th in NL.

JORGE ALFARO

2018

- Made his first career Opening Day roster with PHI and made 98 starts, all at catcher...played an inning at 3B on July 6 at PIT, his first and only career appearance at the hot corner.
- Among all NL rookies, finished seventh in hits (90), T-7th in 2B (16), 8th in total bases (140) and XBH (28), 9th in HR (10), T-9th in RBI (37), 10th in AVG (.262) and SLG (.407), and T-10th in multi-hit games (18).
- T-1st in the NL (T-4th in MLB) with 21 base runners caught stealing...it was the most runners caught stealing by a Phillies' rookie catcher since 1974...was 21-of-80 (26.3%) in throwing out base runners attempting to steal...also finished 4th in the NL (7th in MLB) in catcher ERA (3.76).

2017

- Opened season at Lehigh Valley (AAA) and was recalled by PHI on August 4.
- Reached base safely in 26 of his 29 ML games, and had a hit in 23 of those outings.
- That run extended his career-long hitting streak to 10 games, beginning September 25, 2016 (.325; 13-for-40).
- Threw out 4-of-17 (23.5%) attempted base stealers in the Major Leagues; threw out 15-of-46 (32.6%) with LH.

2016

- Spent the majority of 2016 with Reading (AA), before appearing in 6 games for PHI in September.
- Recalled for the first time on August 26 and spent 1 day with the club following the trade of Carlos Ruiz, but did

not appear...recalled again on September 11 and spent remainder of season with PHI.

- Made his ML debut as a pinch hitter on Sept. 12 vs. PIT and singled off of Jared Hughes...made first ML start at catcher the next day, also vs. Pirates (0-for-4).

2010-15

- Played in 49 games for Frisco (AA) in the TEX organization in **2015** before coming over to PHI via trade...hit .253 with 15 2B, 2 3B, 5 HR and 21 RBI.
- In 100 games for Myrtle Beach (A) in **2014**, he hit .261 with 22 2B, 5 3B, 13 HR and 73 RBI...called up to Frisco (AA) on Aug. 4 and hit .261 with 4 HR in 21 games.
- Played 104 games with Hickory (A) in **2013**, where he hit .258 with 22 2B, 1 3B, 16 HR and 53 RBI...finished the season with 3 games in MB, going 2-for-11 at the plate.
- Spent all of **2012** with Hickory (A)...played in 74 games and hit .261 with 21 2B, 5 3B, 5 HR and 34 RBI.
- Played in 45 games for Spokane (A) in **2011**...hit .300 with 9 2B, 1 3B, 6 HR and 23 RBI.
- Made his pro debut in **2010** with the DSL Rangers...in 48 games, hit .221 with 5 2B, 2 3B, 1 HR and 23 RBI.

PERSONAL

- Spends much of his offseasons in his native Colombia.
- His younger brother, Jhoandro, spent 5 seasons in the Chicago White Sox minor league system (2015-19)
- Played baseball and soccer at Instituto Técnico Industrial Antonio Prieto, graduating in 2009.



JORGE ALFARO



JORGE ALFARO CAREER BATTING

Season	Team	League	AVG	G	AB	R	H	2B	3B	HR	RBI	BB	SO	CS	OBP	SLG	OPS	PA	HBP	SAC	SF	GIDP	
2010	DSL RGR	ROK	.221	48	172	18	38	5	2	1	23	5	48	1	4	.278	.291	.569	187	9	0	1	6
2011	SPO	A(Short)	.300	45	160	18	48	9	1	6	23	4	54	1	0	.345	.481	.826	171	7	0	0	6
2012	HIC	A(Full)	.261	74	272	40	71	21	5	5	34	16	84	7	3	.320	.430	.750	300	9	0	3	8
2013	3 Teams	Minors	.265	113	404	72	107	24	1	18	61	32	122	18	3	.346	.463	.809	459	20	0	3	10
2013	RAN	ROK	.429	6	21	5	9	2	0	2	8	2	6	2	0	.500	.810	1.310	26	2	0	1	1
2013	HIC	A(Full)	.258	104	372	63	96	22	1	16	53	28	111	16	3	.338	.452	.790	420	18	0	2	9
2013	MB	A(Adv)	.182	3	11	4	2	0	0	0	0	2	5	0	0	.308	.182	.490	13	0	0	0	0
2014	2 Teams	Minors	.261	121	486	75	127	26	5	17	87	29	123	6	5	.323	.440	.763	536	17	0	4	10
2014	MB	A(Adv)	.261	100	398	63	104	22	5	13	73	23	100	6	5	.318	.440	.758	437	12	0	4	6
2014	FRI	AA	.261	21	88	12	23	4	0	4	14	6	23	0	0	.343	.443	.786	99	5	0	0	4
2015	2 Teams	Minors	.258	52	194	22	50	16	2	5	22	9	61	2	1	.324	.438	.762	213	10	0	0	3
2015	PHL	ROK	.500	3	4	0	2	1	0	0	1	0	0	0	0	.667	.750	1.417	6	2	0	0	0
2015	FRI	AA	.253	49	190	22	48	15	2	5	21	9	61	2	1	.314	.432	.746	207	8	0	0	3
2016	REA	AA	.285	97	404	68	115	21	2	15	67	22	105	3	2	.325	.458	.783	435	4	1	4	9
2016	PHI	MLB	.125	6	16	0	2	0	0	0	0	1	8	0	0	.176	.125	.301	17	0	0	0	0
2017	LHV	AAA	.241	84	324	34	78	13	2	7	43	16	113	1	1	.291	.358	.649	350	8	0	2	12
2017	PHI	MLB	.318	29	107	12	34	6	0	5	14	3	33	0	0	.360	.514	.874	114	4	0	0	2
2018	PHI	MLB	.262	108	344	35	90	16	2	10	37	18	138	3	0	.324	.407	.731	377	14	0	1	2
2019	MIA	MLB	.262	130	431	44	113	14	1	18	57	22	154	4	4	.312	.425	.737	465	10	0	2	12
2020	MIA	MLB	.226	31	93	12	21	2	0	3	16	4	36	2	0	.280	.344	.624	100	3	0	0	2
2021	JAX	AAA	.250	5	16	3	4	0	0	2	5	0	1	0	0	.250	.625	.875	16	0	0	0	1
2021	MIA	MLB	.244	92	295	22	72	15	1	4	30	11	99	8	1	.283	.342	.625	311	5	0	0	8
Career		MLB	.258	396	1286	125	332	53	4	40	154	59	468	17	5	.309	.399	.708	1384	36	0	3	26
Career		Minors	.262	639	2432	350	638	135	20	76	365	133	711	39	19	.321	.428	.749	2667	84	1	17	65

DIVISION SERIES

Season	Team	League	AVG	G	AB	R	H	2B	3B	HR	RBI	BB	SO	SB	CS	OBP	SLG	OPS	PA	HBP	SAC	SF	GIDP
2020	MIA	MLB	.000	2	3	0	0	0	0	0	0	0	1	0	0	.000	.000	.000	3	0	0	0	0

CAREER TRANSACTIONS

OPTIONS USED: 3/3

- 2010 Signed by TEX as an international free agent, January 19
- 2015 Acquired by PHI along with RHPs Alec Asher, Jared Eickhoff, Jake Thompson, LHP Matt Harrison and OF Nick Williams from TEX in exchange for LHPs Cole Hamels and Jake Diekmann and cash, July 31
- 2019 Acquired by MIA along with RHP Sixto Sánchez, LHP Will Stewart and International Bonus Pool money from PHI in exchange for C J.T. Realmuto, February 7
- 2021 Acquired by SD from MIA in exchange for a PTBNL or cash, November 30



PEDRO AVILA

60

**RIGHT-HANDED
PITCHER**

Full Name	Pedro Manuel Avila Puentes
Date of Birth	January 14, 1997 in Caracas, Venezuela
Current Residence	Caracas, Venezuela
2022 Opening Day Age	25
MLB Service Time	0.005
MLB Debut	April 11, 2019 @ ARI (with SD)
How Obtained	Acquired from WSH in exchange for Derek Norris on December 2, 2016
Contract Status	Signed through 2022

Height: 5-11

Bats: R

Weight: 217

Throws: R

AH-vih-la
pedroavilapuentes

QUICK HITS

- Made his ML debut in a start on April 11, 2019 at ARI (1 run, 4 hits, 5 SO, 1 BB), which was his only appearance for SD in 2019 at the big league level. Prior to his debut, his 1 start for Amarillo (AA) was the highest level at which he had pitched.
- Underwent Tommy John surgery on September 14, 2019, and he did not pitch in 2020 while recovering.
- On August 8, 2017, struck out a Fort Wayne (A) record 17 batters with 0 BB allowed.
- His 142 SO in 2018 ranked 2nd in the California League and 3rd in the Padres system while his 170 SO in 2017 led all SD farmhands.

2021 SEASON

- Split the majority of his season between San Antonio (AA) and El Paso (AAA) before having his contract selected by SD on October 1 to make his 2nd career ML start that same day @ SF (4.0 IP, 4 H, ER, 3 BB, 5 SO).
- Made 13 app. (1 start) for ELP, going 1-0 with a 3.22 ERA (8 ER, 22.1 IP)...tossed 23 outings (10 starts) for SA, going 1-4 with a 4.64 ERA (27 ER, 52.1 IP) while converting both of his 2 save opportunities.
- Limited hitters to a .208 AVG along with a 3.04 ERA across 18 outings (1 start) in June/July.
- Posted 8 scoreless outings (2 starts) of 2.0-or-more innings.

2020

- Did not pitch while rehabbing from Tommy John surgery (performed on September 14, 2019).

2019

- Made his ML debut for SD on April 11 at ARI and spent the rest of the season between Amarillo (AA) and the AZL Padres (R)...after ending his rehab program for a strained right elbow with the AZL Padres, Avila made 1 start for AMA in August before aggravating the injury and undergoing Tommy John surgery on Sept. 14.
- Tossed 5.1 innings of 1-run, 4-hit ball in his ML debut on

ACCOLADES

California League Mid-Season All-Star (2018, Lake Elsinore)

- April 11 at ARI, striking out 5 and walking 1 but did not factor into SD's 7-6 eventual win...with his start, it marked the 1st time in SD history in which the team saw 3 debuts as a starting pitcher within the 1st 14 games of a season (also: Nick Margevicius on March 30 vs. SF and Chris Paddock on March 31 vs. SF).
- The Padres posted 6 consecutive ML debuts of 5.0+ innings and 2 earned runs-or-fewer, with Avila's being the 4th...in order: Jacob Nix (2018), Nick Margevicius, Chris Paddock, Pedro Avila, Cal Quantrill and Logan Allen...the Padres became the 1st team to string together 6 straight such ML debuts overlapping seasons since the Los Angeles Dodgers from August 2002 to May 2008.
- Made just 1 start for AMA prior to his big league debut, a 1-run, 2-hit outing across 6.0 IP on April 6 at Corpus Christi...prior to 2019, he had not made an appearance above A-ball.

2018

- Spent the entire season with Lake Elsinore (A), going 7-9 with a 4.27 ERA (62 ER, 130.2 IP) across 24 appearances (20 starts).
- Earned California League Mid-Season All-Star honors and logged a career-high 130.2 IP...his 142 SO led all LE hurlers, ranked 2nd in the CAL and 3rd in the Padres system.
- Allowed 3 earned runs-or-fewer in 8 of his 10 outings (3.72 ERA) in the first 2 months of the season from April 8-May 31.
- For LE, earned the win in each of his 6 outings (3 starts) from July 5-August 5...went 4-0 with a 2.67 ERA (9 ER, 30.1 IP) and 33 SO against 8 BB over the stretch.
- Recorded 4 double-digit SO games, including a season-high 11 punch outs in his season finale on August 29 at Inland Empire.

2017

- Split the season between LE and Fort Wayne (A) after being acquired by SD in the offseason from WSH in exchange for C Derek Norris.

PEDRO AVILA



- Pitched to a combined 8-5 record between LE and FW with a 3.70 ERA (53 ER, 129.0 IP) across 24 appearances (23 starts)...his 170 SO led the Padres farm system.
- Began the season with LE where he made 10 appearances (9 starts), posting a 4.98 ERA (24 ER, 43.1 IP).
- Assigned to FW on June 12 where he went 7-1 with a 3.05 ERA (29 ER, 85.2 IP) with 117 SO against 15 BB.
- Recorded 4 double-digit SO games, including a club-best 17 punch outs and 0 BB on Aug. 8 @ Great Lakes, retiring the final 19 batters he faced and striking out 9 of his last 10.
- Tabbed by *Baseball America* as having the best curveball in the Padres' system following the season.

2016

- Spent the entire season with Hagerstown (A) of WSH, going 7-7 with a 3.48 ERA (36 ER, 93.0 IP) with 92 SO against 38 BB across 20 appearances (all starts).

2015

- Made his professional debut with the DSL Nationals (R) while also making 1 appearance for the GCL Nationals (R), going a combined 7-3 with a 2.12 ERA (15 ER, 63.2 IP), 92 SO against 18 BB.

PEDRO AVILA CAREER PITCHING

Season	Team	League	W	L	ERA	G	GS	CG	SHO	SV	IP	H	R	ER	HR	HB	BB	SO	WHIP	AVG	AB	WP	GDP	TBF	NP-S
2015	2 Teams	Minors	7	3	2.12	14	13	0	0	0	63.2	47	22	15	1	6	18	92	1.02	.203	231	9	1	259	517/420
2015	NAT	ROK	1	0	0.00	1	0	0	0	0	4.0	1	0	0	0	1	1	5	0.50	.077	13	1	0	15	28/23
2015	DSL NAT	ROK	6	3	2.26	13	13	0	0	0	59.2	46	22	15	1	5	17	87	1.06	.211	218	8	1	244	489/397
2015	2 Teams	ROK	7	3	2.12	14	13	0	0	0	63.2	47	22	15	1	6	18	92	1.02	.203	231	9	1	259	517/420
2016	HAG	A(Full)	7	7	3.48	20	20	0	0	0	93.0	86	41	36	10	7	38	92	1.33	.249	346	3	7	395	1408/862
2017	2 Teams	Minors	8	5	3.70	24	23	0	0	0	129.0	124	62	53	5	7	33	170	1.22	.250	496	14	7	542	2002/1249
2017	FW	A(Full)	7	1	3.05	14	14	0	0	0	85.2	74	31	29	3	5	15	117	1.04	.231	320	2	3	345	1229/799
2017	LE	A(Adv)	1	4	4.98	10	9	0	0	0	43.1	50	31	24	2	2	18	53	1.57	.284	176	12	4	197	773/450
2018	LE	A(Adv)	7	9	4.27	24	20	0	0	1	130.2	136	69	62	8	5	54	142	1.45	.270	504	13	17	568	2112/1324
2019	3 Teams	Minors	0	3	5.25	7	6	0	0	0	24.0	21	15	14	5	2	9	31	1.25	.228	92	3	0	103	306/214
2019	SD1	ROK	0	1	0.90	3	2	0	0	0	10.0	5	1	1	0	0	2	15	0.70	.143	35	1	0	37	75/66
2019	SD2	ROK	0	0	9.00	1	1	0	0	0	2.0	2	2	2	1	1	1	3	1.50	.250	8	1	0	10	19/14
2019	2 Teams	ROK	0	1	2.25	4	3	0	0	0	12.0	7	3	3	1	1	3	18	0.83	.163	43	2	0	47	94/80
2019	AMA	AA	0	2	8.25	3	3	0	0	0	12.0	14	12	11	4	1	6	13	1.67	.286	49	1	0	56	212/134
2019	SD	MLB	0	0	1.69	1	1	0	0	0	5.1	4	1	1	0	1	2	5	1.13	.200	20	0	0	23	85/55
2021	2 Teams	Minors	2	4	4.22	36	11	0	0	2	74.2	65	38	35	5	11	36	82	1.35	.235	277	6	5	327	1282/805
2021	SA	AA	1	4	4.64	23	10	0	0	2	52.1	47	29	27	4	7	21	58	1.30	.240	196	5	4	226	889/568
2021	ELP	AAA	1	0	3.22	13	1	0	0	0	22.1	18	9	8	1	4	15	24	1.48	.222	81	1	1	101	393/237
2021	SD	MLB	0	1	2.25	1	1	0	0	0	4.0	4	2	1	1	0	3	5	1.75	.235	17	0	0	20	84/52
Career		MLB	0	1	1.93	2	2	0	0	0	9.1	8	3	2	1	1	5	10	1.39	.216	37	0	0	43	169/107
Career		Minors	31	31	3.76	125	93	0	0	3	515.0	479	247	215	34	38	188	609	1.30	.246	1946	48	37	2194	7627/4874

CAREER TRANSACTIONS

OPTIONS USED: 1/3

- 2014 Signed by WSH as an international free agent, July 5
- 2016 Acquired by SD from WSH in exchange for C Derek Norris, December 2



JOSÉ AZOCAR

NRI

80

OUTFIELDER

Height: 5-11

Bats: R

Weight: 189

Throws: R



AH-zoh-car



joseazocar

Full Name	José Enrique Azocar
Date of Birth	May 11, 1996 in Sucre, Venezuela
Current Residence	Sucre, Venezuela
2022 Opening Day Age	25
MLB Service Time	0.000
How Obtained	Signed as a minor league free agent on November 17, 2020
Contract Status	Signed through 2022

QUICK HITS

- Between Double-A San Antonio and Triple-A El Paso in 2021, Azocar posted career highs in doubles (22), triples (14), RBI (70), walks (41) and stolen bases (32).
- After being assigned to El Paso on August 9, 2021, where he remained the rest of the season, he legged out 8 triples in 47 games, a mark that led the Triple-A West league.
- Collected at least 1 hit in his 40 of his 49 total games as a Chihuahua in 2021.
- Named the Eastern League Rookie of the Year in 2019 and led the league in total hits (144), while ranking 2nd in AVG (.286).

2021 SEASON

- Split the season between San Antonio (AA) and El Paso, setting career highs in doubles (22), triples (14), RBI (70), walks (41) and stolen bases (32).
- Hit .276 (83-for-301) with 8 2B, 6 3B, 9 HR, 43 RBI, 46 runs scored, 35 walks and 15 stolen bases while with SA.
- Appeared in 2 games with ELP (July 6 and Aug. 3) before being assigned to ELP on Aug. 9, where he remained for the rest of the season.
- Collected at least 1 hit in 40 of his 49 total games with ELP, including 8 triples from Aug. 9 through the end of the season, a mark that led the Triple-A West League for the entire campaign.
- Made 38 starts for ELP in CF, 5 in RF, 2 in LF and 1 as the DH...his 7 OF assists led the club.

2020

- Was a non-roster invite to Detroit's Major League Spring Training but was not a part of the Tigers' 60-man player pool at their alternate training site.

2019

- Named the Eastern League Rookie of the Year in 2019, playing in 129 games with Erie (AA).
- Selected to the Eastern League Mid-Season and Post-Season All-Star Teams and was named an Organization All-Star by MiLB.com.

50

ACCOLADES

MiLB Organization All-Star (2019, DET)

Eastern League Rookie of the Year, Mid & Post-Season All-Star (2019, Erie)

Gulf Coast League Post-Season All-Star (2015, GCL Tigers)

MiLB.com Gulf Coast League Player of the Week (August, 2015)

- Led the Eastern League with 144 hits, while ranking 2nd with a .286 AVG (144-for-504), 3rd with 201 total bases and eighth with 65 runs scored.
- Opened the season slashing .378/.397/.500 with 5 2B, 2 3B and 7 RBI in 20 games during April.
- Hit a pair of home runs and had a season-high 4 RBI on July 29 vs. Trenton.
- Played for Mesa in the Arizona Fall League, hitting .279/.353/.295 with 1 2B and 7 RBI in 17 games.

2018

- Combined to play in 109 games between West Michigan (A) and Lakeland (A) in 2018.
- Tied for the lead among Tigers Minor Leaguers with 9 3B, while he was T-4th with 120 hits and 8th with 161 total bases.
- Hit over .300 in each of the final 3 months of the season, slashing .322/.358/.511 in 24 games during June, .313/.317/.438 in 25 games in July and .355/.386/.430 in 25 games during August.

2017

- Spent the entire season with Lakeland (A), playing in 119 games.
- Had 4 hits, including a 2B, on April 14 at Charlotte...added a second 4-hit game with a 3B and 2 RBI on July 9 at Daytona.

2016

- Set a career high with 129 games played with West Michigan (A) in 2016.
- Named a Tigers Minor League Gold Glove winner as an outfielder, finishing the season with 16 assists.

JOSÉ AZOCAR

NRI



- Ranked T-2nd in the Midwest League with 8 3B, while he was T-5th with 141 hits and T-7th with 129 games played.
- Opened the season slashing .325/.354/.403 with 2 2B, 2 3B and 9 RBI in 20 games during April.
- Had a 13-game hitting streak from May 20-June 3, slashing .400/.434/.460 with 1 2B, 1 3B and 3 RBI.
- Rated as the 12th-best prospect in the Tigers organization by *Baseball America* following the season.

2015

- Spent the majority of the season with the GCL Tigers, where he was named the team's Player of the Year and earned GCL Post-Season All-Star honors.
- Named a Tigers Minor League Gold Glove winner as an outfielder, committing just three errors in 148 total chances along with nine assists.
- Ranked 3rd in the GCL with a .325 AVG (63-for-194) and 29 RBI, while he was 4th with 63 hits and a .428 SLG
- Earned Tigers Minor League Player of the Month and GCL Player of the Month for August after slashing .411/.416/.568 with 7 2B, 4 3B and 23 RBI in 26 games.
- Ranked as the No. 15 prospect in the Tigers organization by *Baseball America* following the season.

2013-14

- Named the VSL Tigers Player of the Year in **2014**.
- Led the Venezuelan Summer League in hits (85) and AVG (.340, 85-for-250) while he ranked T-2nd with 6 3B, 3rd with 36 RBI and 107 total bases and 5th with a .428 SLG.
- Recorded a 14-game hitting streak from May 13-31, slashing .439/.448/.632 with 2 2B, 3 3B, 1 HR and 13 RBI... had 10 multi-hit games during the streak, including 7 consecutive from May 22-31.
- Finished the month of June hitting .349/.391/.446 with two doubles, three triples and eight RBI in 22 games.
- Began his professional career in **2013**, appearing in 62 games with the VSL Tigers.

JOSE AZOCAR CAREER BATTING

Season	Team	League	AVG	G	AB	R	H	2B	3B	HR	RBI	BB	SO	SB	CS	OBP	SLG	OPS	PA	HBP	SAC	SF	GIDP
2013	VSL DET	ROK	.234	62	205	20	48	11	2	0	16	3	43	5	2	.251	.307	.558	212	2	1	1	1
2014	VSL DET	ROK	.340	65	250	39	85	7	6	1	36	11	48	13	5	.373	.428	.801	269	4	1	3	4
2015	2 Teams	Minors	.300	58	217	30	65	11	5	0	29	8	38	6	4	.326	.396	.722	235	2	5	3	2
2015	TIG	ROK	.325	51	194	29	63	10	5	0	29	7	31	6	4	.350	.428	.778	211	2	5	3	2
2015	CT	A(Short)	.087	7	23	1	2	1	0	0	0	1	7	0	0	.125	.130	.255	24	0	0	0	0
2016	WM	A(Full)	.281	129	501	56	141	11	8	0	51	25	119	14	5	.315	.335	.650	532	1	2	3	19
2017	LAK	A(Adv)	.220	119	431	38	95	10	6	3	37	14	122	12	6	.246	.292	.538	456	2	5	4	10
2018	2 Teams	Minors	.297	109	404	53	120	17	9	2	50	14	85	11	4	.320	.399	.719	428	3	0	7	15
2018	WM	A(Full)	.317	27	104	19	33	3	6	1	16	5	21	6	2	.355	.490	.845	110	1	0	0	2
2018	LAK	A(Adv)	.290	82	300	34	87	14	3	1	34	9	64	5	2	.308	.367	.675	318	2	0	7	13
2019	ERI	AA	.286	129	504	65	144	21	3	10	58	21	132	10	3	.317	.399	.716	538	5	1	7	22
2021	2 Teams	Minors	.281	128	491	72	138	22	14	9	70	41	116	32	14	.341	.438	.779	544	6	1	5	13
2021	SA	AA	.276	79	301	46	83	8	6	9	43	35	71	15	11	.360	.432	.792	343	5	1	1	8
2021	ELP	AAA	.289	49	190	26	55	14	8	0	27	6	45	17	3	.308	.447	.755	201	1	0	4	5
Career		Minors	.278	799	3003	373	836	110	53	25	347	137	703	103	43	.312	.375	.687	3214	25	16	33	86

CAREER TRANSACTIONS

OPTIONS USED: 0/3

- 2012 Signed by DET as a non-drafted free agent, October 4
- 2019 Signed by DET as a minor league free agent, November 2
- 2020 Signed by SD as a minor league free agent, November 17



MICHEL BAEZ

49

**RIGHT-HANDED
PITCHER**

Height: 6-6 Bats: R

Weight: 226 Throws: R

MEE-shell BYE-ez
 @BaezCruz1
 michelbaez20

Full Name	Michel Baez Cruz
Date of Birth	January 21, 1996 in Havana, Cuba
Current Residence	Port Au Prince, Haiti
2022 Opening Day Age	26
MLB Service Time	1.104
MLB Debut	July 23, 2019 @ NYM (with SD)
How Obtained	Signed as an international free agent on December 13, 2016
Contract Status	Signed through 2022

QUICK HITS

- Baez made his ML debut on July 23, 2019 at NYM. Teammate Adrian Morejon made his debut 2 days prior on July 21, making the duo the 3rd and 4th players, respectively, from the entire 2016 International Signing Class to make their ML debuts, behind only TOR's RHP Elvis Luciano and INF/OF Lourdes Gurriel Jr.
- Began his ML career with a career-best 10.1-innings scoreless streak across his first 7 outings from July 23-August 11, 2019, during which opponents went 7-for-33 (.212).
- Entered the 2020 season ranked by *Baseball America* as the Padres No. 8 prospect and the Padres No. 5 pitching prospect.

2021 SEASON

- Missed the entire campaign after undergoing Tommy John surgery.

2020

- Recalled from the alternate training site on Aug. 19 and made 3 appearances (1 start) for SD before being optioned back to the ATS on Aug. 30.
- A career-high-tying 3 of his 4 earned runs came in his 1st outing on Aug. 20 vs. TEX.
- Tossed 2.0 shutout innings on Aug. 25 vs. SEA, striking out 4 of the 7 batters he faced, allowing just 1 walk and no hits while striking out 4.
- Made his 2nd career start on Aug. 29 @ COL, tossing 2.1 innings of 1-run, 4-hit ball.
- Relied on 3 pitches: four seamer (55.6%), changeup (41.4%) and slider (3.0%).
- Was added to the Padres 40-man postseason player pool but did not appear on their rosters for the Wild Card or NLDS series.

ACCOLADES

California League Pitcher of the Week (June 10, 2018)

2019

- Began the campaign with Amarillo (AA) before having his contract selected by SD on July 21...was tabbed as the No. 70 prospect in MLB Pipeline's Top 100 and as the Padres No. 5 prospect at the time of his ML debut on July 23 at NYM.
- Began the season on the Injured List and was reinstated by AMA on May 21...went 1-0 over 5 appearances in July with a 1.04 ERA...did not allow a run in his last 4 outings with AMA.
- Began his ML career with a career-best 10.1-innings scoreless streak from July 23-August 11, during which opponents went 7-for-33 (.212) with 4 BB and 9 SO...snapped his scoreless streak on August 13 vs. TB after giving up a career-high-tying 3 ER and the 1st HR of his ML career.
- Posted a 9.0-scoreless IP streak from Aug. 20-Sept. 10, limiting hitters to a .147 AVG (5-for-34).
- Suffered his 1st ML loss on Aug. 13 vs. TB (3 ER in 1.0 IP) and his 1st ML win on Sept. 10 vs. CHC (0 hits in 1.0 IP).
- Held opponents scoreless in 19 of his 24 ML outings and tossed a career-high 2.0 innings on 4 occasions.
- Made his 1st big league start on the final day of the regular season (Sept. 29 at ARI), his 1st professional start since Aug. 30, 2018 at Midland (AA)...tossed 2.0 scoreless innings with a career-high 4 SO and just 1 BB allowed.
- Held NL West opponents scoreless through his 1st 9.2 IP against them from July 27-Sept. 6...did not give up a run against divisional opponents until Sept. 13 at COL, and he went on to post a 2.04 ERA (4 ER, 17.2 IP) vs. the NL West with 19 SO and a .219 opponent batting AVG.
- Lefties hit .212 (11-for-52) with 10 SO and 3 HR...righties hit .233 (14-for-60) with 18 SO and 0 HR.
- In 12 games on the road, pitched to a 2.35 ERA (4 ER, 15.1 IP) with a .204 opponent AVG, as opposed to a 3.77 ERA (6 ER, 14.1 IP) with a .241 opponent AVG in 12 games at home.
- Relied on 4 pitches: four-seamer (58.7%), changeup (33.2%), slider (5.2%) and curve (2.9%)...opponents hit .207 with 15 SO against his four seamer and .205 with 13 SO against his changeup.

MICHEL BAEZ



2018

- Began the season with LE, posting a 2.91 ERA (28 ER, 86.2 IP) in 17 appearances and a .229 opponent AVG...he fanned 92 while walking 33.
- Named California League Pitcher of the Week honors for the week of June 10.
- Promoted to SA on August 9, and he made his Texas League debut on August 10 vs. Tulsa...finished the season with the Missions, going 0-3 in his 4 starts and owning a 7.36 ERA (15 ER, 18.1 IP) with a .301 opponent clip.
- Made his 2nd minor league postseason appearance and his first with SA, starting Game 1 of the semifinal game at Corpus Christi and Game 2 of the TL Championship at Tulsa...SA dropped both games, and he pitched a combined 10.2 IP with 7 hits and 6 runs (earned) allowed with 15 SO against 6 BB.

2017

- In his 1st professional season, posted a 2.54 ERA (18 ER, 63.2 IP) in 11 appearances (all starts) between AZL Padres (R) and Fort Wayne (A).
- Made just 1 start for AZL Padres, working 5.0 IP and fanning 7...finished the season having fanned 89 batters while walking just 10.
- Promoted to FW on July 4 and made his Midwest League debut on that same day...opponents hit just .192 (41-for-214) against him with 8 HR and 8 BB allowed in his 10 starts and 58.2 IP.
- Made two MWL postseason appearances (both starts) at Bowling Green and Dayton, going 2-0 and not allowing a single run in 12.0 innings of work.

MICHEL BAEZ CAREER PITCHING

Season	Team	League	W	L	ERA	G	GS	CG	SHO	SV	IP	H	R	ER	HR	HB	BB	SO	WHIP	AVG	AB	WP	GIDP	TBF	NP-S
2017	2 Teams	Minors	7	2	2.54	11	11	0	0	0	63.2	43	18	18	9	2	10	89	0.83	.188	229	7	0	243	885/620
2017	SD1	ROK	1	0	3.60	1	1	0	0	0	5.0	2	2	2	1	0	2	7	0.80	.133	15	1	0	18	40/31
2017	FW	A(Full)	6	2	2.45	10	10	0	0	0	58.2	41	16	16	8	2	8	82	0.84	.192	214	6	0	225	845/589
2018	2 Teams	Minors	4	10	3.69	21	21	0	0	0	105.0	95	52	43	9	6	45	113	1.33	.242	392	5	0	450	1830/1137
2018	LE	A(Adv)	4	7	2.91	17	17	0	0	0	86.2	73	32	28	5	4	33	92	1.22	.229	319	3	0	363	1471/917
2018	SA	AA	0	3	7.36	4	4	0	0	0	18.1	22	20	15	4	2	12	21	1.85	.301	73	2	0	87	359/220
2019	AMA	AA	3	2	2.00	15	0	0	0	1	27.0	22	9	6	1	2	11	38	1.22	.216	102	1	1	115	457/303
2019	SD	MLB	1	1	3.03	24	1	0	0	0	29.2	25	10	10	3	3	14	28	1.31	.223	112	1	0	131	521/323
2020	SD	MLB	0	0	7.71	3	1	0	0	0	4.2	7	4	4	0	0	2	7	1.93	.333	21	0	0	23	99/59
Career		MLB	1	1	3.67	27	2	0	0	0	34.1	32	14	14	3	3	16	35	1.40	.241	133	1	0	154	620/382
Career		Minors	14	14	3.08	47	32	0	0	1	195.2	160	79	67	19	10	66	240	1.16	.221	723	13	1	808	3172/2060

CAREER TRANSACTIONS

OPTIONS USED: 1/3

2016 Signed by SD as an international free agent, December 13



MATTHEW BATTEN

NRI

92

INFIELDER

Height: 5-11 **Bats: R**
Weight: 194 **Throws: R**

@batten4
 m_batten4

Full Name	Matthew Albert Batten
Date of Birth	June 22, 1995 in Shelton, Connecticut
Current Residence	Shelton, Connecticut
2022 Opening Day Age	26
MLB Service Time	0.000
How Obtained	Signed as a 32nd-round selection in the 2017 First-Year Player Draft, June 23
Contract Status	Signed through 2022

QUICK HITS

- Selected by the in the 32nd-round selection of the 2017 First-Year Player Draft out of Quinnipiac University (Hamden, CT).
- In 117 games for Triple-A El Paso in 2021, .hit .300 with a .370 on-base percentage. He led the team in games played (117), at-bats (417), runs scored (70), hits (125), strikeouts (119), and stolen bases (27).
- Following the 2021 season, played in the Arizona Fall League, batting .270 (17-for-63) in 20 games for the Peoria Javelinas with 2 doubles, 7 RBI, 4 stolen bases, and 12 walks.

2021 SEASON

- Began the season with San Antonio (AA) for the 1st 6 games of the season before being promoted to El Paso (AAA) on May 12...hit .300 with a .370 on-base percentage in 117 games for the Chihuahuas...including his time with SA, he set career highs in AVG (.293), runs scored (72), hits (123), walks (53), and stolen bases (28).
- Led the Chihuahuas in games played, at-bats (417), runs scored (70), hits (125), strikeouts (119), and stolen bases (27)...his 125 hits finished 5th in Triple-A West, while his 70 runs scored finished 4th, and his 27 stolen bases finished 2nd.
- Had at least 1 hit in 69 of his last 84 games played dating back to June 24, including a season and career-long 11 game hitting streak.
- Played 7 different positions in 2021 for the Chihuahuas: pitcher (5 games), second base (18 games, 16 starts), third base (34 games, 31 starts), shortstop (44 games, 41 starts), left field (11 games, 10 starts), center field (6 games, 6 starts), right field (1 game), and as the designated hitter (1 game, 1 start).
- Hit .335 at home and .259 on the road for ELP.
- On July 3, went 4-for-5 with 4 runs scored, tying his career high for both hits and runs scored in a single game.
- In the month of August, hit .320 (33-for-103) and .308 in September (32-for-104).
- Played in the 2021 Arizona Fall League, batting .270 (17-for-63) in 20 games for the Peoria Javelinas with 2 doubles, 7 RBI, 4 stolen bases, and 12 walks.

2020

- Did not appear in the Padres 60-man player pool at their alternate training site.

2019

- Played in 2 games for Amarillo (AA) before being promoted on April 8 to ELP...proceeded to play in 109 games with the Chihuahuas, hitting .299 (106-for-354) with a .351 OBP and .424 SLG.
- Hit .341 in home games for ELP and .260 on the road.

2018

- Split the season between Single-A Lake Elsinore (13 games), Double-A San Antonio (63 games), and Triple-A El Paso (2 games), hitting a combined .272 (62-for-288) with 8 2B, 1 3B, 2 HR, 22 RBI, 39 walks, 31 runs scored and 12 SB.
- Began the season with ELP and was assigned to LE on May 8...in 13 games with the Storm, he hit .341 (14-for-41) with a .426 OBP and .816 OPS.
- Promoted from LE to SA on May 31 where he finished the season, playing 63 games for the Missions and batting .260 (47-for-181) with a .368 OBP.

2017

- In his first year of professional ball in 2017, split the campaign between Rookie-Level AZL Padres (29 games, batting .263 with 6 doubles, 2 triples, and 1 home run) and Single-A Tri-City (20 games, batting .206 with 2 doubles).
- Was assigned to AZL Padres on June 24 and promoted to the Dust Devils on August 3.

PERSONAL

- Son of Son of John and Linda Batten...has one sister, Brittany.
- Went to St. Joseph High School in Trumbull, Connecticut.
- Attended Quinnipiac University (Hamden, Connecticut) where he majored in broadcast journalism and played baseball...is still the program's all-time hits leader, and as a senior, was named an All-MAAC Second Team (2015-16), NEIBA All-New England First Team (2015-16), and ABCA/Rawlings Northeast All-Region First Team (2015-16).

MATTHEW BATTEN

NRI



MATTHEW BATTEN CAREER BATTEN

Season	Team	League	AVG	G	AB	R	H	2B	3B	HR	RBI	BB	SO	SB	CS	OBP	SLG	OPS	PA	HBP	SAC	SF	GIDP
2017	2 Teams	Minors	.241	49	162	30	39	8	2	1	20	23	39	5	1	.337	.333	.670	187	1	0	1	2
2017	SD1	ROK	.263	29	99	22	26	6	2	1	14	11	22	1	0	.336	.394	.730	110	0	0	0	1
2017	TRI	A(Short)	.206	20	63	8	13	2	0	0	6	12	17	4	1	.338	.238	.576	77	1	0	1	1
2018	3 Teams	Minors	.272	78	228	31	62	8	1	2	22	39	70	12	2	.383	.342	.725	272	2	3	0	3
2018	LE	A(Adv)	.341	13	41	7	14	2	0	0	4	6	12	1	0	.426	.390	.816	47	0	0	0	0
2018	SA	AA	.260	63	181	22	47	6	1	2	18	29	55	11	2	.368	.337	.705	215	2	3	0	3
2018	ELP	AAA	.167	2	6	2	1	0	0	0	0	4	3	0	0	.500	.167	.667	10	0	0	0	0
2019	2 Teams	Minors	.298	111	359	60	107	20	4	6	48	30	87	8	8	.353	.426	.779	400	3	3	5	7
2019	AMA	AA	.200	2	5	1	1	0	1	0	0	2	1	1	0	.429	.600	1.029	7	0	0	0	0
2019	ELP	AAA	.299	109	354	59	106	20	3	6	48	28	86	7	8	.351	.424	.775	393	3	3	5	7
2021	2 Teams	Minors	.293	123	440	72	129	15	3	6	41	53	126	28	6	.368	.382	.750	495	0	0	2	5
2021	SA	AA	.174	6	23	2	4	1	0	0	2	5	7	1	1	.321	.217	.538	28	0	0	0	0
2021	ELP	AAA	.300	117	417	70	125	14	3	6	39	48	119	27	5	.370	.391	.761	467	0	0	2	5
Career		Minors	.283	361	1189	193	337	51	10	15	131	145	322	53	17	.362	.381	.743	1354	6	6	8	17

CAREER TRANSACTIONS

OPTIONS USED: 0/3

2017 Signed by SD as a 32nd-round selection in the 2017 First-Round Selection



MATT BEATY

27

**INFIELDER/
OUTFIELDER**

Height: 6-0 **Bats: L**

Weight: 215 **Throws: R**

- BAY-dee
- @matt_beatybu
- matt_beatybu

Full Name	Matthew Thomas Beaty
Date of Birth	April 28, 1993 in Snellville, Georgia
Current Residence	Litchfield Park, Arizona
2022 Opening Day Age	28
MLB Service Time	2.115
How Obtained	Acquired from LAD in exchange for RHP River Ryan on March 28, 2022
Contract Status	Signed through 2022

QUICK HITS

- 2022 marks his 4th Major League season and 1st with San Diego after spending 2015-21 with the Dodgers.
- Appeared in 15 Postseason games for the Dodgers from 2019-21, compiling a .211 (4-for-19) AVG, collecting 1 hit in 3 of his first 4 playoff games in the 2019 NLDS vs. the Washington Nationals.
- He was named 2017 Texas League Player of the Year with Double-A Tulsa, after leading the league in batting average (.326, T-1st), OPS (.883) and doubles (31, T-1st).

2021 SEASON

- Made his 2nd consecutive Opening Day roster for the Dodgers, owning a .270/.363/.402 slash line with 4 2B, 1 3B and 7 HR in 120 games
- Optioned twice during the season - once to the Alternate Training Site on April 17 before being recalled on April 24, and to Oklahoma City (AAA) on August 26 before being recalled on Sept. 10 and remaining with the ML squad for the rest of the season.
- In 9 games for Okla City, he hit .357 (10-for-28) with 3 2B, 4 RBI, 2 walks, and 8 strikeouts in 9 games played...posted a .950 OPS.
- Played 4 different positions in the field for LAD, playing 28 games in left field (20 starts), 21 games at first base (16 starts), 20 games in right field (8 starts), and 5 games at third base (no starts)...also played in 2 games as the DH.

POSTSEASON: Played in 9 games in the 2021 Postseason, going 1-for-11 (.091) with a RBI...made 6 appearances in the playoffs in a pinch-hit role and 3 as a first baseman.

2020

- In the Pandemic-shortened season, spent 21 games with the World Champion Los Angeles Dodgers, batting .220 (11-for-50) with 2 HR and 5 RBI.
- Hit .385 (5-for-13) with runners in scoring position.
- Appeared in 13 games at first base (8 starts), 5 games as DH, and 2 games in LF (1 start).

POSTSEASON: Made 3 plate appearances in the Postseason, but he did not appear in the World Series...reached base in each of his 3 Postseason plate appearances (1 BB, 2 HBP).

ACCOLADES

MiLB.com Organization All-Star (2017, LAD)

Arizona Fall League Rising Star (2017, Glendale)

Texas League Player of the Year (2017, Tulsa)

Texas League Mid-Season All-Star (2017, Tulsa)

Texas League Player of the Week (August 6, 2017)

California League Post-Season All-Star (2016, Rancho Cucamonga)

2019

- Slashed .265/.317/.458 with 19 2B, 1 3B, 9 HR and 46 RBI across 99 games in his rookie campaign with LAD.
- Collected his 1st Major League hit in his debut on April 30, going 1-for-1 in a PH appearance.
- Went 8-for-30 (.267) with a 2B, HR and 6 RBI over 32 games from the pinch and ranked 3rd in the category among all qualifying rookies.
- Recorded his 1st walk-off HR on June 21 vs. COL... accompanied Alex Verdugo (June 22) and Will Smith (June 23) as the only trio of rookies in MLB history to launch walk-off home runs in 3 consecutive games.
- Hit his 1st ML HR on June 14 with a 2-run shot in the 2nd vs. CHC...had 3 consecutive games with a HR from July 16-20.
- Hit .379 (25-for-66) with 5 2B, 1 3B and 3 HR with RISP... finished 12th among qualifying rookies with 37 RBI.
- Optioned to Okla City on May 5 and recalled May 17... placed on the 10-day IL with a left hip flexor strain on June 5 (retro: June 3)...made a rehab assignment with Rancho Cucamonga for 2 appearances beginning on June 9...later optioned to OC on June 20...recalled to LAD on June 21 before making his last stop at Triple-A on July 10.
- Spent the remainder of the 2nd half with LAD after being recalled on July 15...played 32 games with Triple-A Oklahoma City where he batted .306/.378/.455.

POSTSEASON: Made his Postseason debut in Game 2 of the NLDS...collected his 1st Postseason hit with a pinch-hit single to right in the B-6th and later scored 1 of 2 runs in a 4-2 loss...concluded his Postseason campaign slashing .375/.375/.375 and collected a hit in 3 of his 4 games with 1 run scored.

MATT BEATY



2018

- Played in 31 total games for the Okla City in the Pacific Coast League where he slashed .277/.378/.406 with 13 runs, 10 doubles and 12 RBIs.
- Spent time on a rehab assignment with the AZL Dodgers where he appeared in 3 games after undergoing surgery to repair the UCL ligament in his thumb.
- Appeared in 16 games at 1B, 4 games at 2B, 4 games at 3B and 5 games in LF.

2017

- Spent the entire season with Tulsa (AA) and was named Texas League Player of the Year following a breakout season where he slashed .326/.378/.505 with 61 runs, 31 2B, 1 3B, 15 HRs and 69 RBI in 116 G.
- Led the TL in AVG (T-1st), OPS (.883) and 2B (T-1st), while also ranking among league leaders in hits (143, 3rd), XBH hits (47, T-2nd), total bases (221, 3rd), HR (T-12th), RBI (T-5th), OBP (4th) and SLG (2nd).
- Selected as a Texas League Mid-Season All-Star and an MiLB.com's Organizational All-Star...also named Texas League Player of the Week in the period ending Aug. 6.
- Appeared in 55 games at 1B, 49 games at 3B, 3 games in RF, 2 games in LF, and 1 game at 2B for the Drillers.
- Following the season, played in the Arizona Fall League with the Glendale Desert Dogs, hitting .242 with 2 HR... selected to participate in the AFL Rising Stars Game.

2016

- Spent 2016 with Rancho Cucamonga (A), compiling a .297/.352/.425 line with 66 runs, 30 2B, 11 HR and 88 RBI over a team-leading 124 games (T-1st, Erick Mejia).
- Ranked in the T-10 in the California League in hits (145, 6th), 2B (30, T-6th), RBI (88, 3rd) and AVG (.297, T-7th), earning CAL League Post-Season All-Star honors.

2015

- Began the season at Rookie-Level Ogden (6 G) before spending the balance of 2015 at Single-A Great Lakes (62).
- Started his professional career going 12-for-25 (.480/.519/.520) over 6 G in the Pioneer League.
- Promoted to Great Lakes (A) on June 26 where he slashed .297/.353/.390 with 37 runs, 7 2B, 2 3B, 4 HR and 25 RBI over 246 at-bats.
- Ranked top 5 among Loons in runs (37, 4th), hits (73, 5th), triples (2, T-3rd), HR (4, T-3rd) and BB (21, T-4th)...made 38 starts at 3B and 18 starts at 1B between the 2 levels.

PERSONAL

- Married to Jessica Parsley Beaty. The two graduated from Dresden High School in Tennessee and have a dog named Grainger.
- Matt and Jessica started the "Matt Beaty Fund" in 2019 to serve as inspiration, motivation and helpful resources for students and athletes to help achieve their dreams. They help Weakley County student athletes advance to the next level and the county's local sports programs.
- At Dresden HS, earned All-State honors three times and was a two-time District Player of the Year...also played basketball, golf and football.
- Played in the Northwoods League for the Green Bay Bullfrogs where he was named MVP after his junior year in college...named to the OVC Commissioner's Honor Roll in 2013 as a sophomore and was named Atlantic Sun All-Freshman Team in 2012 at Belmont University.

MATT BEATY

MATT BEATY CAREER BATTING

Season	Team	League	AVG	G	AB	R	H	2B	3B	HR	RBI	BB	SO	SB	CS	OBP	SLG	OPS	PA	HBP	SAC	SF	GIDP
2015	ROK	OGD	.480	6	25	3	12	1	0	0	3	2	3	2	2	.519	.520	1.039	28	0	1	0	1
2015	A(Full)	GL	.297	62	246	37	73	7	2	4	25	21	28	2	1	.353	.390	.743	273	2	1	3	5
2016	A(Adv)	RC	.297	124	489	66	145	30	0	11	88	40	74	6	1	.352	.425	.777	542	6	0	7	13
2017	AA	TUL	.326	116	438	61	143	31	1	15	69	35	54	3	3	.378	.505	.883	481	4	0	4	10
2018	ROK	DOD	.375	3	8	0	3	0	0	0	2	0	0	0	0	.375	.375	.750	8	0	0	0	0
2018	AAA	OKC	.277	31	101	13	28	10	0	1	12	12	17	0	0	.378	.406	.784	120	5	1	1	2
2019	A(Adv)	RC	.286	2	7	2	2	2	0	0	1	0	2	0	0	.286	.571	.857	7	0	0	0	0
2019	AAA	OKC	.306	32	121	17	37	7	1	3	18	10	12	0	0	.378	.455	.833	135	4	0	0	3
2019	MLB	LAD	.265	99	249	36	66	19	1	9	46	17	33	5	0	.317	.458	.775	268	2	0	0	6
2020	MLB	LAD	.220	21	50	8	11	1	0	2	5	2	14	0	0	.278	.360	.638	54	2	0	0	3
2021	AAA	OKC	.357	9	28	5	10	3	0	0	4	2	8	0	0	.486	.464	.950	35	5	0	0	1
2021	MLB	LAD	.270	120	204	35	55	4	1	7	40	20	44	2	2	.363	.402	.765	234	10	0	0	3
Career		MLB	.262	240	503	79	132	24	2	18	91	39	91	7	2	.333	.425	.758	556	14	0	0	12
Career		Minors	.310	385	1463	204	453	91	4	34	222	122	198	13	7	.370	.447	.817	1629	26	3	15	35

WILD CARD SERIES

Season	Team	League	AVG	G	AB	R	H	2B	3B	HR	RBI	BB	SO	SB	CS	OBP	SLG	OPS	PA	HBP	SAC	SF	GIDP
2021	MLB	LAD	.000	1	3	0	0	0	0	0	0	0	0	0	0	.000	.000	.000	3	0	0	0	0

DIVISION SERIES

Season	Team	League	AVG	G	AB	R	H	2B	3B	HR	RBI	BB	SO	SB	CS	OBP	SLG	OPS	PA	HBP	SAC	SF	GIDP
2019	MLB	LAD	.375	4	8	1	3	0	0	0	0	0	1	0	0	.375	.375	.750	8	0	0	0	0
2021	MLB	LAD	.200	4	5	0	1	0	0	0	1	0	1	0	0	.200	.200	.400	5	0	0	0	0
Career	MLB	LAD	.308	8	13	1	4	0	0	0	1	0	2	0	0	.308	.308	.616	13	0	0	0	0

CHAMPIONSHIP SERIES

Season	Team	League	AVG	G	AB	R	H	2B	3B	HR	RBI	BB	SO	SB	CS	OBP	SLG	OPS	PA	HBP	SAC	SF	GIDP
2020	MLB	LAD	.000	2	0	0	0	0	0	0	0	1	0	0	0	1.000	.000	1.000	3	2	0	0	0
2021	MLB	LAD	.000	4	3	0	0	0	0	0	0	0	0	0	0	.000	.000	.000	3	0	0	0	0
Career	MLB	LAD	.000	6	3	0	0	0	0	0	0	1	0	0	0	.500	.000	.500	6	2	0	0	0

POSTSEASON (COMBINED)

Season	Team	League	AVG	G	AB	R	H	2B	3B	HR	RBI	BB	SO	SB	CS	OBP	SLG	OPS	PA	HBP	SAC	SF	GIDP
2019	MLB	LAD	.375	4	8	1	3	0	0	0	0	0	1	0	0	.375	.375	.750	8	0	0	0	0
2020	MLB	LAD	.000	2	0	0	0	0	0	0	0	1	0	0	0	1.000	.000	1.000	3	2	0	0	0
2021	MLB	LAD	.091	9	11	0	1	0	0	0	1	0	1	0	0	.091	.091	.182	11	0	0	0	0
Career	MLB	LAD	.211	15	19	1	4	0	0	0	1	1	2	0	0	.318	.211	.529	22	2	0	0	0

CAREER TRANSACTIONS

OPTIONS USED: 2/3

2011 Selected by KC in the 48th-round of the 2011 First-Year Player Draft (did not sign)

2015 Signed by LAD as a 12th-round selection in the 2015 First-Year Player Draft, June 13

2022 Acquired by SD from LAD in exchange for RHP River Ryan, March 28



CARLOS BELEN

NRI



Height: 6-2 Bats: R
Weight: 248 Throws: R

64

RIGHT-HANDED
PITCHER

BEH-len
carlosbelen18

Full Name	Carlos Reynaldo Belen
Date of Birth	February 28, 1996 in Santo Domingo, Dominican Republic
Current Residence	Santo Domingo, Dominican Republic
2022 Opening Day Age	26
MLB Service Time	0.000
How Obtained	Signed as a minor league free agent on July 2, 2012
Contract Status	Signed through 2022

QUICK HITS

- Originally signed by SD in the 2012 international free agency class as a third baseman and hit .232 with 494 strikeouts across 1,386 at-bats from 2013-17.
- Converted to a pitcher starting in 2018. From 2018-21 he compiled an 11-7 record and converted 7 saves in 13 chances with a 4.06 ERA.

2021 SEASON

- Spent the duration of the campaign with San Antonio (AA), going 5-3 with a 4.36 ERA (26 ER, 53.2 IP) and 2 saves in 3 SVO across 39 appearances (1 start).
- Allowed just 2 hits and 0 runs across his first 5 outings before allowing at least 1 ER in 8 of his next 12 app. from May 22-June 30 (8.62 ERA).
- Allowed just 1 earned run from July 25-Aug. 28, going 2-0 and converting his 1 SVO in that span...lowered his season ERA from 5.84 to 3.94 in the process.
- Made his lone start of the campaign in his penultimate outing on Sept. 14 vs. Corpus Christi (2.0 IP, 2 H, 2 ER).
- Worked 2.0 innings-or-more 13 times, going 4-1 with a 1.35 ER (4 ER, 26.2 IP) and a .157 opp. AVG on those occasions.

2020

- Did not appear in the Padres' 60-man player pool at their alternate training site during the regular season.

ACCOLADES

Midwest League Player of the Week (August 14, 2016)

2019

- Made 49 relief appearances between Fort Wayne (A) and San Antonio (AA), going a combined 2-3 with 5 saves, a 4.12 ERA (31 ER, 67.2 IP) and 73 SO against 18 BB.
- Began 2019 with FW and promoted to AMA on July 16 and allowed 1 ER-or-fewer in 15 of his 18 outings, including 0 ER 13 times.

2018

- Made his professional pitching debut, going 4-1 with a 3.05 ERA (7 ER, 20.2 IP) across 19 relief appearances between Arizona League Padres (R), FW, and Tri-City.

2013-17

- In his final season as a position player in **2017**, appeared in 89 games for Lake Elsinore, hitting .238 (76-for-319) with 23 2B, 2 3B, 11 HR, 46 RBI and 40 runs scored.
- Posted career highs in **2016** for FW, including games played (114), hits (97), 2B (25), 3B (7), HR (12), RBI (72) and runs scored (49)...earned Midwest League Player of the Week honors on Aug. 14, hitting .400 (10-for-25).
- Saw his OPS dip to .682 across 66 games for Tri-City (A) in **2015** after a .890 OPS in 37 G for the AZL Padres in **2014**.
- Made his professional debut in **2013**, splitting the season between the DSL and AZL Padres, slashing .244/.332/.408.

CARLOS BELEN CAREER PITCHING

Season	Team	League	W	L	ERA	G	GS	CG	SHO	SV	IP	H	R	ER	HR	HB	BB	SO	WHIP	AVG	AB	WP	GDP	TBF	NP-S
2018	SDI	ROK	3	1	4.02	15	0	0	0	0	15.2	16	10	7	0	3	7	19	1.47	.254	63	3	0	75	134/103
2018	TRI	A(Short)	1	0	0.00	2	0	0	0	0	3.0	0	0	0	0	0	2	2	0.67	.000	8	2	0	10	45/25
2018	FW	A(Full)	0	0	0.00	2	0	0	0	0	2.0	1	0	0	0	0	2	2	1.50	.143	7	0	0	9	35/17
2019	FW	A(Full)	0	3	3.80	34	0	0	0	4	42.2	40	24	18	3	9	11	45	1.20	.240	167	9	4	188	682/464
2019	AMA	AA	2	0	4.68	15	0	0	0	1	25.0	27	13	13	3	1	7	28	1.36	.267	101	4	2	110	389/261
2021	SA	AA	5	3	4.36	39	1	0	0	2	53.2	64	34	26	2	3	16	40	1.49	.296	216	8	6	236	854/583
Career		Minors	11	7	4.06	107	1	0	0	7	142.0	148	81	64	8	16	45	136	1.36	.263	562	26	12	628	2139/1453

CAREER TRANSACTIONS

- 2012 Signed by SD as an international free agent, July 2
- 2021 Signed by SD as a minor league free agent, October 27

OPTIONS USED: 0/3



TRAVIS BERGEN

NRI

Height: 6-1 Bats: L
Weight: 223 Throws: L

BER-gehn
tbergen_

68

LEFT-HANDED
PITCHER

Full Name	Travis Michael Bergen
Date of Birth	October 8, 1993 in McDonough, Georgia
Current Residence	Sharpsburg , Georgia
2022 Opening Day Age	28
MLB Service Time	1.107
How Obtained	Signed as a minor league free agent on March 18, 2022
Contract Status	Signed through 2022

QUICK HITS

- Signed by San Diego as a minor league free agent on March 18, 2022.
- Entered 2022 with a career Major League 3.96 ERA, having made 39 appearances for SF (2019, 21 G), TOR (2020 1 G), ARI (2020, 7 G) and TOR again (2021, 10 G).
- Made his Major League debut with San Francisco on March 29, 2019 vs. San Diego at Petco Park.
- Attended Kennesaw State University (GA) where he named a First Team All-Conference A-Sun selection as a junior in 2015.

2021 SEASON

- Was acquired by his former team, Toronto, from Arizona on March 7 for cash considerations and split the season between the Blue Jays and Triple-A Buffalo...was reunited with LHP Robbie Ray, for whom he had been traded to the D-Back on August 31, 2020.
- Began the season with the big league club and made 6 appearances for a 3.18 ERA (2 ER, 5.2 IP) with 11 SO and 2 BB before being placed on the 10-Day IL with left shoulder impingement from May 24-June 16, missing 20 games.
- Assigned back to Buffalo and was reinstated with his appearance on June 18...finished the season with the Triple-A club and made 25 appearances (all in relief), posting a 3.18 ERA (8 ER, 22.2 IP) with 30 SO to 15 BB.
- Elected free agency on October 5.

2020

- Began the season with TOR with an invitation to the Blue Jays' Major League Spring Training as a non-roster invitee... was assigned to the TOR Alternate Training Site.
- His contract was selected from the ATS on Aug. 24, and he made an appearance on August 25 vs. BOS, pitching 1.2 innings of 1-hit, scoreless ball...was optioned back to the ATS the next day.
- Was traded to ARI in exchange for LHP Robbie Ray and cash considerations on Aug. 31 and assigned to ARI's ATS.
- Made 7 app. with the D-Backs while posting a 4.05 ERA (3 ER, 6.2 IP) with eight strikeouts and eight walks.

ACCOLADES

Florida State League Mid-Season All-Star (2018, Dunedin)

2019

- Made his ML debut in 2019 with SF, appearing in 21 games with a 5.49 ERA (12 ER, 19.2 IP).
- Split the season between the big league club and Single-A San Jose, Triple-A Sacramento and Triple-A Buffalo... between the three minor league clubs, he made 20 appearances for a 3.38 ERA (8 ER, 21.1 IP).
- Fanned 19 batters with 9 walks (2 intentional).
- Placed on the 10-Day IL on May 21 with a left shoulder strain and was later transferred to the 60-Day IL on July 18...missed 72 games...returned from his rehab assignment on Aug. 9 and reinstated from the 60-Day IL.
- Returned to TOR on August 20, when the return of Rule 5 selection was accepted.

2018

- Sported a 0.95 ERA in 43 relief appearances, notching 8 saves and striking out 74 batters in 56.2 innings between Single-A Dunedin and Double-A New Hampshire.
- Named a Mid-Season All-Star for Dunedin.
- Added to the Giants' 40-man roster on Dec. 13 after being selected from Toronto in the Rule 5 draft in Las Vegas, NV.

2015-17

- In **2017**, appeared in just nine games from mid-July to the end of August after having recovered from Tommy John surgery...in **2016**, underwent Tommy John surgery and missed the majority of the season...was a seventh round draft pick of the Blue Jays in **2015** out of Kennesaw State and made his professional debut with Single-A Vancouver.

PERSONAL

- Married to Elise and has a daughter, Austyn.
- Drafted by Toronto out of Kennesaw State University in Georgia...attended Union Grove High School.
- Signed by TOR as a 7th-round selection in 2015 First-Year Player Draft...signed by Blue Jays' scout Mike Tidick.

TRAVIS BERGEN

NRI



TRAVIS BERGEN CAREER PITCHING

Season	Team	League	W	L	ERA	G	GS	CG	SHO	SV	IP	H	R	ER	HR	HB	BB	SO	WHIP	AVG	AB	WP	GIDP	TBF	NP-S
2015	A(Short)	VAN	2	0	0.00	2	0	0	0	0	5.1	2	0	0	0	0	1	11	0.56	.111	18	0	0	19	45/40
2016	ROK	BLU	0	0	0.00	3	0	0	0	0	3.0	1	0	0	0	0	0	4	0.33	.100	10	0	0	10	18/18
2016	A(Short)	VAN	0	0	0.00	2	0	0	0	0	2.0	1	0	0	0	0	2	3	1.50	.143	7	0	0	9	27/16
2017	ROK	BLU	0	1	3.00	6	6	0	0	0	9.0	7	4	3	2	1	3	8	1.11	.212	33	0	1	37	69/52
2017	A(Short)	VAN	1	0	2.89	3	1	0	0	0	9.1	8	3	3	0	0	5	14	1.39	.222	36	0	0	41	142/104
2018	A(Adv)	DUN	0	1	1.71	16	0	0	0	1	21.0	16	4	4	0	1	6	31	1.05	.208	77	2	1	84	382/249
2018	AA	NH	4	1	0.50	27	0	0	0	7	35.2	26	8	2	2	3	9	43	0.98	.195	133	1	1	147	598/395
2019	A(Adv)	SJ	0	0	0.00	2	0	0	0	0	1.2	2	0	0	0	0	1	3	1.80	.286	7	0	0	8	31/17
2019	AAA	SAC	0	0	3.78	15	0	0	0	1	16.2	13	9	7	2	0	10	15	1.38	.206	63	0	1	73	292/182
2019	AAA	BUF	0	0	3.00	3	0	0	0	1	3.0	3	1	1	0	0	0	6	1.00	.250	12	0	0	12	56/35
2019	MLB	SF	2	0	5.49	21	0	0	0	0	19.2	18	12	12	4	1	9	18	1.37	.240	75	1	1	85	375/228
2020	MLB	TOR	0	0	0.00	1	0	0	0	0	1.2	1	0	0	0	0	1	3	1.20	.200	5	0	0	6	34/18
2020	MLB	ARI	1	0	4.05	7	0	0	0	1	6.2	4	3	3	1	0	8	8	1.80	.182	22	0	2	30	142/77
2021	AAA	BUF	2	0	3.18	25	0	0	0	0	22.2	18	8	8	2	1	15	30	1.46	.222	81	0	2	99	438/267
2021	MLB	TOR	2	0	1.69	10	1	0	0	0	10.2	5	2	2	1	2	8	6	1.22	.139	36	0	2	46	188/110
Career		MLB	5	0	3.96	39	1	0	0	1	38.2	28	17	17	6	3	26	35	1.40	.203	138	1	5	167	739/433
Career		Minors	9	3	1.95	104	7	0	0	10	129.1	97	37	28	8	6	52	168	1.15	.203	477	3	6	539	2098/1375

CAREER TRANSACTIONS

OPTIONS USED: 1/3

- 2015 Signed by TOR as a 7th-round selection in First-Year Player Draft, June 15
- 2018 Selected by SF from TOR with the 8th pick in the 2018 Rule 5 Draft, December 13
- 2019 Returned to TOR (return of Rule 5 Draft selection), August 20
- 2020 Acquired by ARI from TOR in exchange for LHP Robbie Ray and cash considerations, August 31
- 2021 Acquired by TOR from ARI for cash considerations, March 7
- 2022 Signed by SD as a minor league free agent, March 18



JORDAN BRINK

NRI

70

**RIGHT-HANDED
PITCHER**

Height: 6-0

Bats: L

Weight: 204

Throws: R

@jordanbrink_

jordanbrink

Full Name	Jordan Michael Brink
Date of Birth	March 18, 1993 in Fresno, California
Current Residence	Clovis, California
2022 Opening Day Age	29
MLB Service Time	0.000
How Obtained	Signed as a minor league free agent on November 15, 2021
Contract Status	Signed through 2025

QUICK HITS

- Has been selected twice in the Triple A Phase of the Rule 5 Draft. Selected by TB from STL in 2020 and by STL from MIL in 2019.

2021 SEASON

- Selected by TB from STL in the Triple-A phase of the 2020 Rule 5 Draft and made the first action of his career at the Double-A level for Montgomery, going 4-1 with a 4.42 ERA (28 ER, 57.0 IP) across 32 appearances (1 start).

2020

- Selected by STL from MIL in the Triple-A phase of the 2019 Rule 5 Draft.
- Participated in early workouts and seminars as part of the Cardinals two-week Instructional Camp in January, but was not invited to Major League Spring Training and did not appear in STL's 60-man player pool at their alternate training site during the regular season.

2019

- Released by CHC on March 23 and went on to make 31 appearances for the Southern Illinois Miners of the Independent Frontier League in 2019, going 2-3 with a 2.04 ERA (8 ER, 35.1 IP) before signing a minor league deal with MIL on Aug. 19...tossed a combined 5.1 scoreless innings of 1-hit ball across 3 appearances for the AZL Brewers.

2018

- Played Independent ball for the 2nd consecutive season, splitting 2018 between the Pittsburgh Diamonds of the Pacific Association and Southern Illinois...compiled a combined 3-6 record with a 5.05 ERA (43 ER, 76.2 IP) across 14 appearances (13 starts).

2017

- Split 2017 playing Independent ball between Pittsburgh of the Pacific Association and the River City Rascals of the Frontier League...made 35 combined relief appearances, going 1-3 with a 5.34 ERA (16 ER, 32.0 IP).

2016

- Made 2 appearances for Eugene (A) before being assigned to the AZL Cubs (R), where he made 10 appearances (3 starts) with a 2-1 record and a 3.18 ERA (6 ER, 17.0 IP).

2014-15

- Made just 4 appearances between EUG and the AZL Cubs in **2015**, going 1-0 with a 1.35 ERA (1 ER, 6.2 IP) across 4 relief outings.
- Made his professional debut in **2014** with 3 appearances (2 starts) for the AZL cubs (13.50 ERA).

PERSONAL

- Played 3 years at Fresno State University from 2012-14... was exclusively an infielder as a freshman, worked as a two-way player as a sophomore before working exclusively on the mound as a junior.
- Was utilized as the Game One starter in the weekend rotation nine times during the regular season as a junior in 2014...also made the opening game start in the Mountain West Baseball Tournament...posted the most wins on the team with a 5-3 record and the lowest ERA (min. 50 IP) with a 2.87 ERA - his ERA ranked as the fourth-lowest in the MW and was 1 of 5 players to own an ERA lower than three in the conference.
- Is the son of Angie and Mike...has one sister, Haleigh.



JORDAN BRINK CAREER PITCHING

Season	Team	League	W	L	ERA	G	GS	CG	SHO	SV	IP	H	R	ER	HR	HB	BB	SO	WHIP	AVG	AB	WP	GIDP	TBF	NP-S
2014	CUB	ROK	0	1	13.50	3	2	0	0	0	2.2	5	4	4	1	0	2	3	2.63	.385	13	1	0	15	30/20
2015	2 Teams	Minors	1	0	1.35	4	0	0	0	0	6.2	8	3	1	0	0	1	9	1.35	.267	30	1	0	31	54/48
2015	CUB	ROK	0	0	0.00	2	0	0	0	0	2.0	3	0	0	0	0	0	1	1.50	.300	10	0	0	10	12-Dec
2015	EUG	A(Short)	1	0	1.93	2	0	0	0	0	4.2	5	3	1	0	0	1	8	1.29	.250	20	1	0	21	42/36
2016	2 Teams	Minors	2	1	3.54	12	3	0	0	1	20.1	14	12	8	2	3	13	25	1.33	.197	71	6	1	91	198/135
2016	CUB	ROK	2	1	3.18	10	3	0	0	1	17.0	12	10	6	2	3	12	21	1.41	.203	59	5	1	78	166/109
2016	EUG	A(Short)	0	0	5.40	2	0	0	0	0	3.1	2	2	2	0	0	1	4	0.90	.167	12	1	0	13	32/26
2019	BRG	ROK	0	0	0.00	3	1	0	0	0	5.1	1	0	0	0	0	1	9	0.38	.059	17	0	1	18	39/35
2021	MTG	AA	4	1	4.42	32	1	0	0	1	57.0	52	29	28	5	3	20	61	1.26	.243	214	4	3	238	951/598
Career		Minors	7	3	4.01	54	7	0	0	2	92.0	80	48	41	8	6	37	107	1.27	.232	345	12	5	393	1272/836

CAREER TRANSACTIONS

OPTIONS USED: 0/3

2014 Signed by CHC as a 11th-round selection in the 2014 First-Year Player Draft, July 11

2019 Signed by MIL as a minor league free agent, August 15

Selected by STL from MIL in the Triple-A phase of the Rule 5 Draft, December 12

2020 Selected by TB from STL in the Triple-A phase of the Rule 5 Draft, December 10

2021 Signed by SD as a minor league free agent, November 15



NICK BURDI

NRI

41

**RIGHT-HANDED
PITCHER**

Height: 6-4

Bats: R

Weight: 225

Throws: R



BUR-dee

@NickyBurdi19

nickbur19

Full Name	Nicholas Edward Burdi
Date of Birth	January 19, 1993 in Hinsdale, Illinois
Current Residence	North Providence, Rhode Island
2022 Opening Day Age	29
MLB Service Time	3.000
MLB Debut	September 11, 2018 @ STL (with PIT)
How Obtained	Signed as a minor league free agent on December 20, 2020
Contract Status	Signed through 2022

QUICK HITS

- Made 16 big league appearances (9.49 ERA) for PIT (2018-20) and 90 minor league appearances (3.44 ERA) between the PIT and MIN farm systems (2014-17).
- Holds Louisville program save records in both single season (18 in 2014) and career (34). Was named a Golden Spikes Award finalist in 2014 after posting a 0.49 ERA (2 ER, 37.0 IP), 65 strikeouts and 18 saves in 32 games as a junior.

2021 SEASON

- Missed the entire campaign after undergoing his second Tommy John surgery in October 2020.

2020

- Made PIT's Opening Day roster for the second straight season, going 0-1 with a 3.86 ERA (1 ER, 2.1 IP) in 3 appearances.
- Made his season debut in the club's 3rd game on July 26 at STL and struck out the side in order in the 9th inning.
- Picked up his first Major League save on July 28 vs. MIL.
- Suffered the loss on August 3 at MIN - his final outing of the season
- Was placed on the 45-day injured list on Aug. 5 with a right elbow injury.

2019

- Was the lone rookie pitcher on PIT's Opening Day roster.
- Made his season debut on Mar. 28 at CIN and struck out all 3 of the batters he faced.
- Suffered first big league loss on April 3 vs. STL.
- Struck out all 3 batters he faced at Wrigley Field on April 8.
- Won his first Major League game on April 12 at WSH.
- Made 6 straight scoreless app. from April 6-17 (6.0 IP).
- Picked up his second win on April 17 at DET.
- Left the game on April 22 vs. Arizona with right bicep/elbow pain and was placed on the 10-day IL on April 23... transferred to the 60-day IL on May 11.

ACCOLADES

All-Prospect Team (2015: Scottsdale, AFL)

Rising Stars (2015: Scottsdale, AFL)

- Underwent surgery on June 25 by Dr. Robert Thompson (Washington University vascular surgeon) aimed to relieve symptoms of neurogenic thoracic outlet syndrome...had additional surgery on September 11 in Dallas by Dr. Keith Meister to address intermittent lateral forearm symptoms; the procedure performed by Dr. Meister released fascial tissue around the lateral forearm region.

2018

- Ranked as PIT's No. 25 prospect by *Baseball America* prior to the season.
- Spent most of the season recovering from Tommy John surgery (performed on May 3, 2017)...placed on the 60-day IL on February 20.
- Made his organizational debut with Bradenton (A) on July 16 vs. Jupiter; had 3 strikeouts in 1.0 IP.
- Had rehab transferred to Altoona (AA) on July 23 and made 3 appearances with the Curve.
- Transferred to Indianapolis (AAA) on Aug. 14...suffered losses on Aug. 15 at Scranton/WB and Aug. 22 vs. Columbus...was returned from his rehab assignment and reinstated from the IL on Sept. 1.
- Spent final month of the season with the Pirates...made ML debut on Sept. 11 at STL and allowed 4 runs (3 earned) in 0.1 IP...also pitched a scoreless inning on Sept. 23 vs. MIL.

2017

- Ranked as MIN No. 16 prospect prior to the season (MiLB).
- Began season with Chattanooga (Twins' AA) and made 6 straight scoreless appearances (7.1 IP) thru April 26.
- Surrendered his only run via a solo homer on April 28 at Jacksonville...tallied saves on May 16 and May 21...did not allow a run in his last 7 outings between May 5-21 (8.2 IP).
- Made his final app. on May 21; suffered a tear of his ulnar collateral ligament in his right elbow and underwent Tommy John surgery on May 31 (Dr. Keith Meister).
- Selected by PHI in the 3rd round of the Major League

NICK BURDI

NRI



Phase of the Rule 5 Draft on Dec. 14; was then acquired by the Pirates in exchange for international slot money.

Twins system according to *Baseball America*.

2014-2016

- In **2016**, was ranked by *Baseball America* as the 10th-best prospect in the MIN system prior to the season... attended spring training with the Twins; was reassigned to minor league camp on March 17 and began season with Chattanooga (AA)...Appeared in just 3 games with the Lookouts due to 2 stints on the IL between April 7-22 and May 5 thru the end of the season...suffered a bone bruise on his right humerus and did not pitch after April 28.
- Ranked by Baseball America as MIN 7th-best prospect entering the **2015** season...began campaign with Chattanooga before being transferred to Ft. Myers (A) on 6/30...did not allow a run in 11 of his 13 appearances with the Miracle while striking out 29 batters and walking 3 in 20.0 IP...returned to the Double-A level on Aug. 13...combined to record 83 strikeouts in 43 games (63.2 IP) between both levels...made 8 appearances with Scottsdale during the Arizona Fall League (8.0ip/2h/0r/1bb/11so).
- Split his first professional season in **2014** in the Twins organization between Single-A affiliates Cedar Rapids and Ft. Myers...allowed 6 runs in his first 6 appearances with CR before making 7 straight scoreless outings (8.0 IP)... was promoted to Ft. Myers on Aug. 12...combined to strike out 38 batters in 20.1 innings of work with the 2 clubs...was listed as having the best fastball in the Midwest League, in addition to having the best fastball and best slider in the

PERSONAL

- Wife's name is Rebecca.
- Ranked by Perfect Game USA as one of the top 50 players in the nation in the class of 2011...was named Most Valuable Player for the East Team at the 2010 Under Armour All-American Game...Earned All-American, All-State and All-Conference honors and was 22-2 during his high school career.
- Is a 2011 graduate of Downers Grove (IL) South High School, where he was a 3-year letter winner in baseball... also earned 2 letters in football as a quarterback.
- Went 7-1 with a 1.21 ERA and 70 strikeouts as a senior and 9-0 with a 0.89 ERA, 2 saves and 90 strikeouts during his junior season.
- Pitched 3 seasons for the University of Louisville from 2012-14 and went 7-6 with a 1.80 ERA (19 ER, 95.0), 141 SO and 34 saves in 74 career games (3 starts).
- Holds Louisville single-season (18 in 2014) and career records (34) for saves...was named a Golden Spikes Award finalist in 2014 after posting a 0.49 ERA (2 ER, 37.0 IP), 65 strikeouts and 18 saves in 32 games as a junior.
- Was ranked by MLB as the 31st overall prospect and the 36th overall by *Baseball America* entering the 2014 draft.

NICK BURDI CAREER PITCHING

Season	Team	League	W	L	ERA	G	GS	CG	SHO	SV	IP	H	R	ER	HR	HB	BB	SO	WHIP	AVG	AB	WP	GIDP	TBF	NP-S
2014	CR	A(Full)	0	0	4.15	13	0	0	0	4	13.0	8	6	6	0	0	8	26	1.23	.174	46	2	0	54	25/18
2014	FTM	A(Adv)	2	0	0.00	7	0	0	0	1	7.1	5	0	0	0	1	2	12	0.95	.208	24	2	0	28	52/34
2015	FTM	A(Adv)	2	2	2.25	13	0	0	0	2	20.0	12	7	5	1	0	3	29	0.75	.179	67	5	1	73	27/17
2015	CHA	AA	3	4	4.53	30	0	0	0	2	43.2	40	25	22	3	1	32	54	1.65	.242	165	3	2	205	804/489
2016	CHA	AA	1	0	9.00	3	0	0	0	0	3.0	4	3	3	0	0	1	1	1.67	.308	13	0	0	14	53/37
2017	CHA	AA	2	0	0.53	14	0	0	0	1	17.0	9	1	1	1	0	4	20	0.76	.161	56	0	2	61	234/154
2018	BRD	A(Adv)	0	0	4.50	2	2	0	0	0	2.0	1	1	1	1	0	0	6	0.50	.143	7	0	0	7	27/20
2018	ALT	AA	0	0	6.75	3	0	0	0	0	4.0	6	3	3	0	1	2	3	2.00	.375	16	3	1	19	61/41
2018	IND	AAA	0	2	5.40	5	0	0	0	0	5.0	9	4	3	0	0	4	5	2.60	.375	24	1	0	28	90/54
2018	PIT	MLB	0	0	20.25	2	0	0	0	0	1.1	3	4	3	1	0	2	2	3.75	.375	8	0	0	10	35/20
2019	PIT	MLB	2	1	9.35	11	0	0	0	0	8.2	11	9	9	1	0	3	17	1.62	.297	37	1	0	40	161/118
2020	PIT	MLB	0	1	3.86	3	0	0	0	1	2.1	2	1	1	0	0	2	4	1.71	.250	8	0	1	10	46/27
Career	Multiple	MLB	2	2	9.49	16	0	0	0	1	12.1	16	14	13	2	0	7	23	1.86	.302	53	1	1	60	242/165
Career	Multiple	Minors	10	8	3.44	90	2	0	0	10	115.0	94	50	44	6	3	56	156	1.30	.225	418	16	6	489	1373/864

CAREER TRANSACTIONS

OPTIONS USED: 0/3

- 2014** Signed by MIN as a second-round selection in the First-Year Player Draft, June 24
- 2017** Selected by PHI from MIN in the Major League Phase of Rule 5 Draft, January 8
- Acquired by PIT from PHI in exchange for international slot money, December 14
- 2020** Signed by SD as a minor league free agent, December 20



DANIEL CAMARENA

NRI

Height: 6-0

Bats: L

Weight: 211

Throws: L



dcamarena72

72

**LEFT-HANDED
PITCHER**

Full Name	Daniel Ricardo Camarena
Date of Birth	November 9, 1992 in Bonita, California
Current Residence	Bonita, California
2022 Opening Day Age	29
MLB Service Time	0.022
MLB Debut	June 19, 2021 vs. CIN
How Obtained	Signed as a minor league free agent on February 13, 2020
Contract Status	Signed through 2022

QUICK HITS

- Joined the Padres in February 2020 after 7 seasons in the NYY, CHC and SF farm systems.
- On July 8, 2021, he became the 2nd pitcher in MLB history to hit a grand slam for his 1st career hit. It came off Max Scherzer and ignited SD's 9-8 victory after once trailing 8-0, tying the franchise record for largest comeback victory.
- Following his improbable grand slam, the nickname "Slamarena" was born, with t-shirts and other gear donning the nickname hitting the racks in the Padres team store.

2021 SEASON

- Received his first ML action across 3 separate stints with SD...earned Triple-A West Postseason All-Star honors for the El Paso Chihuahuas.
- Made his ML debut on June 19 vs. CIN, allowing 3 runs on 4 hits while striking out 3 across 2.2 IP in SD's 7-5 victory... was scoreless in his first 2.0 frames before giving up 3 runs in the 5th inning...optioned back to ELP the following day.
- Recalled from ELP on July 8 and relieved Yu Darvish in the 4th inning and surrendered 2 runs, resulting in the Padres trailing the Nationals 8-0...after Fernando Tatis Jr.'s solo HR and Wil Myers' bases loaded walk, Camarena came to the plate with the bases loaded and hit a grand slam off Max Scherzer on a 1-2 pitch for his 1st career hit, igniting SD's franchise-tying largest comeback win.
- He was the 2nd pitcher in MLB history to hit a grand slam for his 1st career hit (also: "Frosty" Bill Duggleby in 1898) and the 1st to do it in baseball since SF's Brandon Crawford on May 27, 2011 @ MIL...he was also the 1st relief pitcher to hit a slam since PIT's Don "Caveman" Robinson vs. CHC on Sept. 12, 1985.
- He made 22 app. (19 starts) for the Chihuahuas, going 6-7 with a 4.75 ERA (44 ER, 83.1 IP).
- Allowed just 1 hit across 6.0-shutout innings on June 8 @ Round Rock, earning Triple-A West Player of the Week honors on June 13.
- Relied on 5 pitches: Sinker (33%), Slider (30%), 4-Seam Fastball (20%), Curveball (11%) and Changeup (6%).

ACCOLADES

Triple-A West Pitcher of the Week (June 13, 2021)

Florida State League Mid-Season All-Star (2014, Tampa)

2020

- Spent the campaign at the Padres' alternate training site as part of the club's 60-man player pool but did not appear on the active roster in 2020.

2019

- Signed a minor league contract with MIN in January and made 1 start for Rochester (AAA) in April before being released by MIN on Apr. 29.
- Signed by NYY to a minor league contract on May 8 and went on to make 17 app. (16 starts) for Scranton/Wilkes-Barre, going 4-8 with a 6.27 ERA (69 ER, 99.0 IP).

2018

- Signed by CHC as a minor league free agent and spent time in the Cubs' ML Spring Training camp before being re-acquired by NYY in exchange for future considerations.
- Made 8 app. (all starts) for SWB and posted a 5.08 ERA (22 ER, 39.0 IP) before being released by NYY on May 20.
- Signed by SF to a minor league contract on May 24 and spent the majority of the campaign with Sacramento (AAA), going 1-8 with a 5.65 ERA (50 ER, 79.2 IP) in 16 app.

2017

- Went 6-6 with a 3.65 ERA (48 ER/118.1 IP) between Trenton (AA) and SWB...combined to walk just 31 in 118.1 innings while striking out 78.

2016

- Went 10-7 with 1 complete game, 1 save and a 3.68 ERA (58 ER, 141.2 IP) in 29 app. (22 starts) between Tampa (A), TRN (AA) and SWB...his 1.52 BB/9.0 IP ratio was 15th-lowest among all minor leaguers (min. 140.0 IP).
- Began the year with TAM and was 1-0 with a 1.50 ERA (1 ER/6.0 IP) in 2 relief appearances.

DANIEL CAMARENA

NRI



- Pitched the majority of the season at TRN, going 9-6 with one complete game, one save and a 3.68 ERA (53 ER/129.2 IP) in 25 games (22 starts).
- Was 0-1 with a 6.00 ERA (4 ER, 6.0 IP) in 2 relief appearances for SWB early in the season.
- Was tabbed by *Baseball America* as having the "Best Control" among Eastern League pitchers.

2012-15

- Missed the **2015** season while recovering from a procedure to remove bone spurs from his left elbow.
- Split the **2014** season between TAM and TRN, combined to go 7-11 with a 3.40 ERA (54 ER/143.0 IP) in 26 starts... named a Florida State League mid-season All-Star.

- Made 25 appearances (21 starts) with Charleston (A) in **2013**...was 4-6 with a 4.42 ERA (55 ER/112.0 IP)...made 4 consecutive scoreless app. (3 starts) from June 15-July 4 (18.0 IP), holding opponents to a .036 AVG (2-for-55).
- In **2012**, made his pro debut with the GCL Yankees, recording a 1.02 ERA (2 ER/17.2 IP) in 5 G (3 starts).

PERSONAL

- Grew up in Bonita, Calif., and had committed to play at the University of San Diego before signing with NYY.
- Graduated from Cathedral Catholic High School in San Diego and went 9-1 with a 0.53 ERA as a senior in 2011, earning MaxPreps' All-State Team honors.

DANIEL CAMARENA

NRI



DANIEL CAMARENA CAREER PITCHING

Season	Team	League	W	L	ERA	G	GS	CG	SHO	SV	IP	H	R	ER	HR	HB	BB	SO	WHIP	AVG	AB	WP	GIDP	TBF	NP-S
2012	YAN	ROK	0	0	1.02	5	3	0	0	0	17.2	8	2	2	1	0	0	15	0.45	.136	59	0	0	60	93/91
2013	CSC	A(Full)	4	6	4.42	25	21	0	0	0	112.0	109	67	55	11	4	19	83	1.14	.251	435	4	4	465	1261/925
2014	TAM	A(Adv)	5	5	2.35	16	16	0	0	0	88.0	77	37	23	6	3	28	69	1.19	.230	335	4	5	367	656/508
2014	TRN	AA	2	6	5.07	10	10	0	0	0	55.0	61	32	31	8	0	14	43	1.36	.284	215	0	3	235	889/576
2016	TAM	A(Adv)	1	0	1.50	2	0	0	0	0	6.0	2	1	1	1	0	1	4	0.50	.100	20	0	0	21	75/53
2016	TRN	AA	9	6	3.68	25	22	1	0	1	129.2	126	60	53	12	2	21	106	1.13	.252	500	3	8	526	1845/1254
2016	SWB	AAA	0	1	6.00	2	0	0	0	0	6.0	9	5	4	1	0	2	4	1.83	.346	26	0	1	28	107/70
2017	TRN	AA	2	4	3.81	15	15	1	0	0	82.2	89	46	35	5	0	20	48	1.32	.276	322	0	8	351	1259/828
2017	SWB	AAA	4	2	3.28	7	7	0	0	0	35.2	30	14	13	3	1	11	30	1.15	.224	134	1	3	146	553/348
2018	RIC	AA	0	0	2.57	1	1	0	0	0	7.0	6	4	2	1	0	1	2	1.00	.231	26	1	0	28	88/62
2018	SAC	AAA	1	8	5.65	16	15	0	0	0	79.2	97	53	50	9	0	32	64	1.62	.299	324	3	4	364	1348/859
2018	SWB	AAA	2	3	5.08	8	8	0	0	0	39.0	44	23	22	3	2	20	34	1.64	.288	153	1	3	178	647/401
2019	ROC	AAA	0	0	6.23	1	0	0	0	0	4.1	5	3	3	1	1	0	6	1.15	.278	18	0	0	19	71/49
2019	SWB	AAA	4	8	6.27	17	16	0	0	0	99.0	121	74	69	21	2	22	88	1.44	.303	400	3	8	428	1548/1062
2021	ELP	AAA	6	7	4.75	22	19	0	0	1	83.1	83	51	44	11	2	31	62	1.37	.256	324	7	4	366	1294/846
2021	SD	MLB	0	1	9.64	6	0	0	0	0	9.1	16	12	10	2	0	3	7	2.04	.364	44	0	0	47	174/110
Career		MLB	0	1	9.64	6	0	0	0	0	9.1	16	12	10	2	0	3	7	2.04	.364	44	0	0	47	174/110
Career		Minors	40	56	4.33	172	153	2	0	2	845.0	867	472	407	94	17	222	658	1.29	.263	3291	27	51	3582	11734/7932

CAREER TRANSACTIONS

OPTIONS USED: 2/3

2011 Signed by NYY as a 20th-round selection in the First-Year Player Draft, August 30

2018 Signed by CHC as a minor league free agent, January 8

Acquired by NYY from CHC in exchange for future considerations, April 3

Signed by SF as a minor league free agent, May 24

2019 Signed by MIN as a minor league free agent, January 19

Signed by NYY as a minor league free agent, May 8

2020 Signed by SD as a minor league free agent, February 13

2022 Signed by SD as a minor league free agent, January 17



LUIS CAMPUSANO



Height: 5-10 Bats: R
Weight: 225 Throws: R

21

CATCHER

CAM-poo-SAH-know
 luiscampusano5

Full Name	Luis Genaro Campusano-Bracero
Date of Birth	September 29, 1998 in Augusta, Georgia
Current Residence	Augusta, Georgia
2022 Opening Day Age	23
MLB Service Time	0.095
MLB Debut	September 4, 2020 @ OAK (with SD)
How Obtained	Signed as a second-round selection in the 2017 First-Year Player Draft, June 23
Contract Status	Signed through 2022

QUICK HITS

- Entered 2022 rated as the No. 44 prospect in all of baseball by MLB Pipeline, No. 53 by *Baseball America*, and No. 67 by ESPN and *The Athletic*.
- Also entered 2022 as the 7th-best catching prospect in all of baseball by MLB Pipeline.
- In his MLB debut on Sept. 4, 2020 @ OAK, hit an opposite-field HR in the 8th for his 1st hit, becoming the 15th Padre to have his 1st-career hit go for a HR (1st since Patrick Kivlehan in 2016). Jorge Oñá did it 6 days later on September 10 vs. SF.
- In his 4-year minor league career from 2017-21, hit .301 with a .370 OBP, .469 SLG and .840 OPS.
- In 2019 with Lake Elsinore (A), won the California League batting title (.325) and the co-MVP award.
- Became the 1st catcher selected in the 2017 First-Year Player Draft when the Padres took him 39th overall.

2021 SEASON

- Made his 1st-career Opening Day roster and made 11 appearances with San Diego in 2021 after playing just 1 game for the Padres in the 2020 regular season.
- Went 3-for-34 (.088) with 4 walks in his 11 app. in 2021.
- All 3 of his hits came off right-handed pitching, and he went 0-for-3 vs. left-handers.
- Made his 1st career app. in the field at the ML level, starting 9 games at catcher...didn't make an error in 86 total chances and 75.0 innings...allowed 4 SB without catching a runner stealing with a 3.24 catcher's ERA.
- Was optioned to the Padres' Alternate Training Site on April 28 and assigned to Triple-A El Paso on May 3.
- In 81 games played for the Chihuahuas, he hit .295 (86-for-292) with 21 2B, 3 3B, 15 HR, 45 RBI, 47 runs scored, 27 walks, a .365 OBP, a .541 SLG, and a .906 OPS...his .906 OPS was 2nd highest on the team behind Brian O'Grady's .913 OPS.
- Made 62 app. behind the plate for ELP (all starts)...caught 511.2 innings with 8 errors in 541 total chances (.985 fielding % behind the plate).
- On July 11, represented the Padres' along with CJ Abrams in the 2021 SiriusXM All-Stars Futures game for the NL

ACCOLADES

California League MVP (2019, Lake Elsinore)

MiLB.com Organization All-Star (2019, SD)

Baseball America High Class-A All-Star (2019, Lake Elsinore)

Mid-Season All-Star (2018 Midwest League & 2019 California League)

California League Post-Season All-Star (2019, Lake Elsinore)

- team @ Coors Field...went 0-for-1 with a RBI.
- Voted as the best defensive catcher in the Padres farm system by *Baseball America* in their Best Tools survey for the Padres farm system, voted on by MLB executives, scouts and managers.

2020

- Selected to the ML roster on September 4 from the Alternate Training Site and made his MLB debut that night, batting 7th as the DH against the A's in Oakland...hit an opposite-field HR in the 8th for his 1st hit, becoming the 15th Padre in team history to have his 1st-career hit go for a HR (1st since Patrick Kivlehan in 2016)...Jorge Oñá did it 6 days later on September 10 vs. SF.
- Was the 5th Padre in 2020 to make his MLB debut (joining Edward Olivares, Jake Cronenworth, Luis Patiño and Jorge Mateo)...was an MLB-leading 6th Padre who is 21-or-younger to make his MLB debut since the start of 2019 (joining Fernando Tatis Jr., Josh Naylor, Andres Muñoz, Adrian Morejon, and Luis Patiño).
- His highest level of play prior to his sole MLB game was Single-A Lake Elsinore, where he won the California League batting crown in 2019.
- Scratched from the lineup on Sept. 5 due to left hand soreness...was placed on the 10-Day IL on Sept. 6 (retro to Sept. 5) with a left wrist sprain.

POSTSEASON: Made both the Wild Card Series and National League Division Series rosters for the Padres... made just 1 playoff appearance, pinch-hitting for DH Jurickson Profar in Game 3 of the NLDS vs. LAD in the bottom of the 8th inning (struck out)...in 2020, appeared in as many playoff games as he did regular season games.

LUIS CAMPUSANO

2019

- Entered the season ranked by *Baseball America* as the No. 79 overall prospect, the Padres No. 5 prospect and the Padres No. 1 catching prospect.
- Spent the whole season with Lake Elsinore (A), setting career highs in nearly every offensive category while winning the California League batting crown by hitting .325 (137-for-422) with 31 2B, 1 3B, 15 HR, 81 RBI and 52 BB in 110 games played...also named the California League co-MVP, along with Lancaster's Luis Castro, and earned his 1st-career MiLB.com Organizational All-Star honors.
- Opened the season with a 10-game hitting streak (.474) before being placed on the 7-day IL on April 16...reinstated on April 23 for his sole stint on the IL in 2019.
- Entered the season having hit just 7 HR in 107 games...in 2019, he hit 15 home runs in 110 games, finishing 2nd on the Storm behind Gabriel Arias' 17 HR.
- His walk rate (10.7%) nearly equated his SO rate (11.7%).
- Earned CAL Mid-Season All-Star honors, hitting .317 (63-for-199) prior to the break.
- Led all qualifying Storm players in AVG (.325), OBP (.396), SLG (.509) and OPS (.906).
- Caught a career-high 675.1 innings in 77 games (all starts) behind the plate, committing 9 errors and allowing 4 passed balls for a .989 fielding %...caught 22 runners stealing (T-8th in CAL) in 97 stolen base attempts.
- Named a CAL Post-Season All-Star after hitting .242 with 2 2B, 1 3B and 5 RBI in 8 G for the Storm in the postseason.
- Following the season, played for the Peoria Javelinas in the AFL, appearing in just 4 games and going 1-for-13.

LUIS CAMPUSANO MLB CATCHING

Season	Team	PCT	G	GS	INN	TC	PO	A	E	DP	PB	SB	CS	SB%
2021	SD	1.000	9	9	75.0	86	85	1	0	0	1	4	0	1.000
Career	SD	1.000	9	9	75.0	86	85	1	0	0	1	4	0	1.000

2018

- Spent the entire campaign with Fort Wayne (A) in his 1st action at the Single-A level, hitting .288 in 70 G.
- In the 1st half of the season, hit .293 (48-for-164) en route to being named a Midwest League Mid-Season All-Star, the 1st such accolade of his career.
- Placed on the 7-day DL (retro: July 29).

2017

- Divided his 1st professional season between AZL Padres 1 (R) and AZL Padres 2 (R), hitting .269 (36-for-134) with 4 2B, 4 HR, 25 RBI and 16 BB between the clubs.
- Made 27 appearances behind the plate (26 starts) and caught 213.2 innings with 7 errors committed.

PERSONAL

- Attended Cross Creek High School in Augusta, Georgia.
- His favorite player growing up was Salvador Perez.

LUIS CAMPUSANO CAREER BATTING

Season	Team	League	AVG	G	AB	R	H	2B	3B	HR	RBI	BB	SO	SB	CS	OBP	SLG	OPS	PA	HBP	SAC	SF	GIDP
2017	2 Teams	Minors	.269	37	134	8	36	4	0	4	25	15	25	0	2	.344	.388	.732	151	1	0	1	4
2017	SD1	ROK	.278	24	90	3	25	4	0	1	13	6	14	0	1	.327	.356	.683	98	1	0	1	4
2017	SD2	ROK	.250	13	44	5	11	0	0	3	12	9	11	0	1	.377	.455	.832	53	0	0	0	0
2017	2 Teams	ROK	.269	37	134	8	36	4	0	4	25	15	25	0	2	.344	.388	.732	151	1	0	1	4
2018	FW	A(Full)	.288	70	260	26	75	11	0	3	40	19	43	0	1	.345	.365	.710	284	4	0	1	9
2019	LE	A(Adv)	.325	110	422	63	137	31	1	15	81	52	57	0	0	.396	.509	.905	487	4	0	9	15
2020	SD	MLB	.333	1	3	2	1	0	0	1	1	0	2	0	0	.500	1.333	1.833	4	1	0	0	0
2021	ELP	AAA	.295	81	292	47	86	21	3	15	45	27	66	1	0	.365	.541	.906	326	6	0	1	9
2021	SD	MLB	.088	11	34	0	3	0	0	0	1	4	11	0	0	.184	.088	.272	38	0	0	0	2
Career		MLB	.108	12	37	2	4	0	0	1	2	4	13	0	0	.214	.189	.403	42	1	0	0	2
Career		Minors	.301	298	1108	144	334	67	4	37	191	113	191	1	3	.370	.469	.839	1248	15	0	12	37

DIVISION SERIES

Season	Team	League	AVG	G	AB	R	H	2B	3B	HR	RBI	BB	SO	SB	CS	OBP	SLG	OPS	PA	HBP	SAC	SF	GIDP
2020	SD	MLB	.000	1	1	0	0	0	0	0	0	0	1	0	0	.000	.000	.000	1	0	0	0	0

CAREER TRANSACTIONS

OPTIONS USED: 1/3

2017 Signed by SD as a second-round selection in the First-Year Player Draft, June 23



VICTOR CARATINI



Height: 6-0 Bats: S
Weight: 222 Throws: R

17
CATCHER

CARE-uh-TEA-knee
caratini17

Full Name	Victor Manuel Caratini Rivera
Date of Birth	August 17, 1993 in Ponce, Puerto Rico
Current Residence	Coamo, Puerto Rico
2022 Opening Day Age	28
MLB Service Time	4.051
MLB Debut	June 28, 2017 @ WSH (with CHC)
How Obtained	Acquired from CHC along with Yu Darvish in exchange for RHP Zach Davies, INFs Reginald Preciado & Yeison Santana & OFs Owen Caissie & Ismael Mena on Dec. 29, 2020
Contract Status	Signed through 2022

QUICK HITS

- On June 17 vs. CIN, on "San Diego's Opening Day" when Petco Park returned to full capacity for the 1st time since the start of the COVID-19 Pandemic, hit a walk-off home run in the 9th inning off Amir Garrett in front of 40,362 fans.
- Made just 2 errors in 887 total chances behind the dish in 2021. His .998 fielding percentage ranked T-2nd in the Majors.
- Has appeared in 3 career Postseason games (2019 & 2020 with CHC).

2021 SEASON

- On December 29, 2020, was acquired by San Diego from the Chicago Cubs along with Yu Darvish in exchange for RHP Zach Davies, INFs Reginald Preciado & Yeison Santana & OFs Owen Caissie & Ismael Mena.
- Set career highs in games played (116), at bats (313) runs scored (33), hits (71), RBI (39), walks (35), stolen bases (2), sac flies (4), go-ahead RBI (10), line drives (52), percent of pitches taken (55.0%), and percent of swings put in play (40.0%).
- Behind the plate, appeared in a career-high 101 games with the Padres going 54-47 when he was behind the dish...made 87 starts at catcher with 787.1 total innings caught, and his previous career high innings caught were 426.0 in 2019...
- His .998 fielding % (2 errors in 887 total chances) was the highest in the COVID-19 Pandemic, hit a walk-off home run in the 9th inning off Amir Garrett in front of 40,362 fans.
- Allowed 47 stolen bases with 6 catcher caught stealing (88.7 stolen base %) with 6 passed balls.
- Also made 5 appearances at first base and 2 at third base, all as a sub...did not make an error in 6 total chances (all at 1B).
- Switch hitter batted .271 vs. LHP (19-for-70) and .214 vs.

ACCOLADES

Pacific Coast League Mid and Post-Season All-Star (2017, Iowa)

Futures Game Selection (2017)

2x MiLB.com Organization All-Star (2013 w/ ATL and 2017 w/ CHC)

Southern League Mid and Post-Season All-Star (2016, Tennessee)

Carolina League Player of the Week (August 31, 2015)

South Atlantic League Mid-Season All-Star (2014, Rome)

RHP (52-for-243).

- Posted a .358 OBP with runners in scoring position and a .431 OBP with RISP/2 out.
- Ended the season having hit safely in 7 of his last 8 games, batting .370 (10-for-27) with a double and a home run with 5 RBI and 5 runs scored.
- Homered 7 times in 2021, with his final long ball coming on September 29 @ LAD off Max Scherzer.
- Tied with Eric Hosmer for the most ground ball double plays (13).
- Avoided the Injured List in all of 2021.

2020

- Hit .241 (28-for-116) with a .333 OBP in 44 games with the Cubs, making 22 appearances behind the plate (21 starts), 18 as the designated hitter and 3 at first base.
- The switch-hitting catcher hit .292 (7-for-24) vs. left-handed pitchers and .228 (21-for-92) vs. righties.
- Did not allow a passed ball in 180.0 innings at catcher.
- Was the starting designated hitter on Opening Day at Wrigley Field, becoming the 1st DH for the Cubs in a home game at Wrigley...went 1-for-3 with a double.
- Caught Alec Mills' no-hitter, Sept. 13 @ MIL...also drove in 3 runs in the 12-0 win, going 2-for-4 with a 2B, BB and 2 R.
- Went 1-for-3 with a 2-run HR, 2 runs scored and a walk, September 25 at the White Sox.
- Hit .304 (17-for-56) with 4 2B and 1 HR with runners on.

POSTSEASON: Made 2 appearances (1 start behind the plate) in the 2020 Postseason for CHC in the Wild Card Series vs. MIA...went 1-for-6 with a SO.

VICTOR CARATINI



2019

- Spent the entire season on the Cubs' ML roster, recording career high marks in nearly every offensive category...hit .266 (65-for-244) with 11 2B, 11 HR and 34 RBI in 95 G.
- Made 48 starts behind the plate, with the Cubs going 25-23 with him at catcher.
- On the IL from April 12-May 16 with a left hamate fracture suffered while swinging the bat on April 11 vs. PIT...hit a double after suffering the fracture...played in 9 rehab games with Single-A South Bend and Triple-A Iowa.
- Made 2 relief app., including a scoreless IP of relief June 22 vs. NYM...has 4-career pitching appearances (4.0 IP, 4 R).
- Homed from both sides of the plate on July 3 @ PIT, both of which were go-ahead homers...marked his 1st-career multi-homer game, and his 4 RBI tied a career-high...became the 6th Cub to homer from both sides of the plate in the same game and the 1st since Ian Happ in 2018.
- Drove in all 4 runs on 2 HR on August 29 @ NYM in the Cubs' 4-1 victory...both HR came off Jacob deGrom, becoming the 1st Cub to have a multi-homer game off the reigning Cy Young winner since Ernie Banks hit 2 homers off SF's Mike McCormick, May 26, 1968.

2018

- Made his 1st Opening Day roster and appeared in 76 G with CHC...hit .232 (42-for-181) with 7 2B, 2 HR and 21 RBI.
- Had a 3.56 catcher's ERA (115 ER/290.2 IP) in 37 G at C.
- Made 40 starts, and the Cubs went 24-16 in those games...made 31 starts at catcher and 9 starts at first base.
- Made his 1st 2 appearances as a pitcher, July 20 vs. STL

VICTOR CARATINI MLB CATCHING

Season	Team	PCT	G	GS	INN	TC	PO	A	E	DP	PB	SB	CS	SB%
2017	CHC	.977	12	7	75.2	88	76	10	2	1	0	6	2	.750
2018	CHC	.996	37	31	290.2	283	267	15	1	2	3	26	10	.722
2019	CHC	.996	59	48	426.0	484	460	22	2	1	3	29	6	.829
2020	CHC	.995	22	21	180.0	204	198	5	1	1	0	4	2	.667
2021	SD	.998	101	87	787.1	887	851	34	2	3	6	47	10	.825
Career	2 Teams	.996	231	194	1759.2	1946	1852	86	8	8	12	112	30	.789

(1.0 IP, 2 H, 2 R) and July 23 vs. ARI (1.0 IP, H, 0 R).

- Hit a grand slam and recorded a career-high-tying 4 RBI on Sept. 8 @ WSH...was the 2nd game of a DH.
- Appeared in 32 G with Triple-A Iowa (May 28-July 2).

2017

- Named the Cubs Minor League Player of the Year and made his MLB debut on June 28, 2017 @ WSH with CHC after he was recalled from Triple-A Iowa in June...hit .254 (15-for-59) in 31 G while making 7 starts behind the plate.
- Named to the U.S. Team for the All-Star Futures Game, but did not participate due to his call-up to the Cubs.
- Had 2.38 catcher's ERA in 75.2 innings behind the dish...threw out 2 of 8 baserunners attempting to steal.
- Recalled on June 28 and made his MLB debut as a pinch-hitter that night @ WSH (went 0-for-1)...had his 1st MLB hit on July 9 vs. PIT (2B off A.J. Schugel).
- Belted a game-winning solo HR in the 7th on July 30 @ MIL for his 1st-career HR...optioned to Iowa on August 1.
- Was CHC Minor League Player of the Month (May & June).

VICTOR CARATINI



2013-16

- In **2016**, he split time between C and 1B and hit .291 (120-for-412) in 115 G for Double-A Tennessee and was named a Southern League Mid-Season and Post-Season All-Star... in **2015**, helped Single-A Myrtle Beach to the Mills Cup title, hitting .257 (101-for-393)...was named the Mills Cup Championship Series MVP after hitting .474 in the series... named Carolina League Player of the Week, August 24-30...in **2014**, began his 1st season at C with ATL's Single-A Rome before he was acquired by CHC on July 31 for Emilio Bonifacio and James Russell...joined Single-A Kane County

and hit .264...in **2013**, played 58 G for Rookie-League Danville, hitting .290...played 47 G at 3B and 1 at SS.

PERSONAL

- Married to Janise.
- Attended Miami Dade Junior College.

VICTOR CARATINI CAREER BATTING

Season	Team	League	AVG	G	AB	R	H	2B	3B	HR	RBI	BB	SO	SB	CS	OBP	SLG	OPS	PA	HBP	SAC	SF	GIDP
2013	DAN	ROK	.290	58	200	29	58	23	1	1	25	39	49	0	2	.415	.430	.845	246	5	0	2	6
2014	2 Teams	Minors	.277	101	376	49	104	22	5	5	55	38	69	1	1	.346	.402	.748	423	4	1	4	15
2014	ROM	A(Full)	.279	87	323	42	90	18	4	5	42	34	59	1	1	.352	.406	.758	365	4	1	3	15
2014	KC	A(Full)	.264	14	53	7	14	4	1	0	13	4	10	0	0	.310	.377	.687	58	0	0	1	0
2014	2 Teams	A(Full)	.277	101	376	49	104	22	5	5	55	38	69	1	1	.346	.402	.748	423	4	1	4	15
2015	MB	A(Adv)	.257	112	393	39	101	31	1	4	53	49	75	0	0	.342	.372	.714	453	5	0	6	22
2016	TNS	AA	.291	115	412	57	120	25	2	6	47	54	80	2	1	.375	.405	.780	480	6	0	8	15
2017	IOW	AAA	.342	83	292	50	100	27	3	10	61	27	48	1	0	.393	.558	.951	326	1	0	6	12
2017	CHC	MLB	.254	31	59	6	15	3	0	1	2	4	13	0	0	.333	.356	.689	66	3	0	0	3
2018	IOW	AAA	.313	32	115	13	36	7	0	4	22	18	25	0	0	.409	.478	.887	137	2	0	2	2
2018	CHC	MLB	.232	76	181	21	42	7	0	2	21	12	42	0	0	.293	.304	.597	200	4	2	1	5
2019	2 Teams	Minors	.267	9	30	1	8	2	0	0	2	3	4	0	0	.333	.333	.666	33	0	0	0	1
2019	SB	A(Full)	.250	5	12	1	3	1	0	0	1	3	3	0	0	.400	.333	.733	15	0	0	0	0
2019	IOW	AAA	.278	4	18	0	5	1	0	0	1	0	1	0	0	.278	.333	.611	18	0	0	0	1
2019	CHC	MLB	.266	95	244	31	65	11	0	11	34	29	59	1	0	.348	.447	.795	279	3	0	3	6
2020	CHC	MLB	.241	44	116	10	28	7	0	1	16	12	31	0	1	.333	.328	.661	132	4	0	0	4
2021	SD	MLB	.227	116	313	33	71	9	0	7	39	35	82	2	0	.309	.323	.632	356	4	0	4	13
Career		MLB	.242	362	913	101	221	37	0	22	112	92	227	3	1	.321	.355	.676	1033	18	2	8	31
Career		Minors	.290	510	1818	238	527	137	12	30	265	228	350	4	4	.371	.428	.799	2098	23	1	28	73

WILD CARD

Season	Team	League	AVG	G	AB	R	H	2B	3B	HR	RBI	BB	SO	SB	CS	OBP	SLG	OPS	PA	HBP	SAC	SF	GIDP
2018	CHC	MLB	.000	1	1	0	0	0	0	0	0	0	0	0	0	.000	.000	.000	1	0	0	0	0
2020	CHC	MLB	.167	2	6	0	1	0	0	0	0	0	1	0	0	.167	.167	.333	6	0	0	0	0
Career	Multiple	MLB	.143	3	7	0	1	0	0	0	0	0	1	0	0	.143	.143	.286	7	0	0	0	0

POSTSEASON (COMBINED)

Season	Team	League	AVG	G	AB	R	H	2B	3B	HR	RBI	BB	SO	SB	CS	OBP	SLG	OPS	PA	HBP	SAC	SF	GIDP
2018	CHC	MLB	.000	1	1	0	0	0	0	0	0	0	0	0	0	.000	.000	.000	1	0	0	0	0
2020	CHC	MLB	.167	2	6	0	1	0	0	0	0	0	1	0	0	.167	.167	.333	6	0	0	0	0
Career	Multiple	MLB	.143	3	7	0	1	0	0	0	0	0	1	0	0	.143	.143	.286	7	0	0	0	0

CAREER TRANSACTIONS

OPTIONS USED: 2/3

- 2013** Signed by ATL as a second-round selection in the First-Year Player Draft, June 17
- 2014** Acquired by CHC from ATL in exchange for INF Emilio Bonifacio and LHP James Russell, July 31
- 2020** Acquired by SD from CHC along with Yu Darvish in exchange for Zach Davies, Reginald Preciado, Yeison Santana, Owen Caissie and Ismael Mena, December 29



JOSÉ CASTILLO

NRI

65

**LEFT-HANDED
PITCHER**

Height: 6-5 **Bats: L**

Weight: 275 **Throws: L**

kah-STEE-oh
 65josecastillo

Full Name	José Gregorio Castillo Tovar
Date of Birth	January 10, 1996 in Valencia, Venezuela
Current Residence	Camaguan, Guarico, Venezuela
2022 Opening Day Age	26
MLB Service Time	3.121
MLB Debut	June 2, 2018 vs. CIN (with SD)
How Obtained	Acquired from TB in a three-team, 11-player trade with WSH on December 18, 2014
Contract Status	Signed through 2022

QUICK HITS

- On March 2, 2021 in Spring Training, sustained an injury while pitching a live batting practice. Placed on the 60-Day IL on March 6 and underwent Tommy John surgery the following week.
- Became the 3rd pitcher in SD history to strikeout the 1st 3 batters he faced in his ML debut on June 2, 2018 at CIN.
- Represented Team Venezuela in the 2017 World Baseball Classic.

2021 SEASON

- Missed the entire campaign after undergoing Tommy John surgery in March 2021, and was non-tendered by SD in November.

2020

- Was part of the Padres' 60-man player pool but did not see any game action due to a teres major (lat) strain.

2019

- Placed on the 60-day Injured List on March 1 after suffering a left forearm flexor strain...made 9 rehab app. (2 starts) between El Paso (AAA), Lake Elsinore (A) and AZL Padres 1, posting a 4.50 ERA with a .172 opponent AVG and 18 SO.
- Reinstated from the IL on August 8 and made his lone appearance of the season that same day vs. COL, tossing 0.2 scoreless innings with 2 SO and 1 BB before leaving the game with an injury.
- Placed on the 10-day IL on August 9 with an eventual season-ending torn ligament in his left hand...transferred to the 60-day IL on Sept. 2.

2018

- Split the season between San Antonio (AA), El Paso (AAA) and SD, making his ML debut on June 2 and recording 37 appearances out of the SD bullpen.
- Made 12 appearances out of the SA bullpen to begin the season, posting a 3.00 ERA (5 ER, 15.0 IP) with 5 saves before being promoted to ELP on May 14.

- His only earned run with ELP came in his AAA debut on May 14 at Reno...did not allow an ER across his next 9 outings (10.1 IP) before earning his 1st call up to the big leagues on June 2.
- Became the 3rd pitcher in SD history to strikeout the 1st 3 batters he faced in his ML debut on June 2 vs. CIN (also: Jeremy Fikac in 2001 and Tommy Layne in 2012).
- Earned his 1st ML victory in his 2nd-career outing on June 6 vs. ATL, tossing 1.2 IP of 1-hit ball in SD's 3-1 victory.
- Was scoreless in 10 of his 1st 13 outings from June 2-July 4 with a 2.84 ERA (4 ER, 12.2 IP) before being placed on the 10-day DL on July 7 with a strained right hamstring.
- Was reinstated from the DL on July 28 and posted a career-best 9.2 scoreless-IP streak across 9 outings from August 21-September 12.
- Struck out each of the 3 batters he faced on Sept. 12 at SEA...his 3 SO were part of a franchise-best 9 consecutive SO among relievers, along with Robert Stock, Craig Stammen and Trey Wingenter.
- His .170 opponent AVG led the SD bullpen and ranked 6th among all NL arms that made at least 35 appearances.
- Relied on 4 pitches: four-seamer (54.9%), slider (44.8%), changeup (0.2%) and cutter (0.2%).

2017

- Split the season between Lake Elsinore (A) and San Antonio (AA), pitching to a combined 4-2 record and a 2.88 ERA (18 ER, 56.1 IP) with 59 SO against 26 BB in 47 relief appearances.
- Spent the majority of the season with LE, where he went 3-2 with a save and a 2.87 ERA (15 ER, 47.0 IP).
- Allowed 9 earned runs across his 1st 6 outings and 8.0 IP (10.13 ERA) from April 6-21 for LE...allowed just 6 earned runs in his remaining 33 appearances and 39.0 IP (1.38 ERA) from April 25-August 5 for the Storm.
- Promoted to SA on August 9 and did not allow a run in his 1st 6 appearances for the Missions...allowed 3 ER across his final 2 appearances.
- Tossed 0.2 scoreless innings in his lone postseason appearance in Game 1 of the Texas League semifinals on September 9 at Midland.
- Represented Venezuela in the 2017 World Baseball Classic in March...earned the save in Venezuela's 1st win of the tournament, an 11-10 first round victory in 10 innings over

JOSÉ CASTILLO

NFI



Italy...in the opening game of the 2nd round against the United States, entered in the 6th inning and struck out Christian Yelich and Nolan Arenado to end the frame and protect a then 1-0 lead.

- Following the season, played for Navegantes del Magallanes of the Venezuelan Winter League and posted a 3.52 ERA (3 ER, 7.2 IP) in 9 relief appearances.

ERA (33 ER, 79.1 IP) in 19 appearances (18 starts)...in **2014**, he made 3 relief appearances for the GCL Rays (R) and posted a 3.86 ERA (2 ER, 4.2 IP)...acquired by SD from TB as part of an 11-player, 3-team trade along with WSH on December 18...in **2013**, made his professional debut for the GCL Rays (R) and posted a 2-2 record with a 5.87 ERA (20 ER, 30.2 IP) in 12 appearances (3 GS).

2013-2016

- In **2016**, split the season between Tri-City (A), Fort Wayne (A) and Lake Elsinore (A), pitching to a combined 2-2 record and 2.03 ERA (9 ER, 40.0 IP) with 49 SO against 12 BB in 20 relief appearances, working exclusively in relief for an entire season for the 1st time in his career...following the season, played for Navegantes del Magallanes of the Venezuelan Winter League and did not allow a run in 14 relief appearances...split the **2015** season between Tri-City (A) and Fort Wayne (A), posting a 4-2 record with a 3.74

PERSONAL

- Considers representing Venezuela in the 2017 World Baseball Classic as his biggest baseball accomplishment.
- Originally signed by Rays scouts Marlon Roche and Ronnie Blanco, and his \$1.55 million signing bonus was the 4th-largest of the 2011-12 international class.
- His favorite place to eat is Chipotle, and his favorite show is *Family Guy*.
- His all-time favorite athlete is Cristiano Ronaldo.

JOSÉ CASTILLO CAREER PITCHING

Season	Team	League	W	L	ERA	G	GS	CG	SHO	SV	IP	H	R	ER	HR	HB	BB	SO	WHIP	AVG	AB	WP	GDP	TBF	NP-S
2013	RAY	ROK	2	2	5.87	12	3	0	0	0	30.2	34	21	20	1	1	8	25	1.37	.288	118	5	1	131	N/A
2014	RAY	ROK	0	0	3.86	3	0	0	0	0	4.2	3	2	2	0	0	2	4	1.07	.188	16	1	1	18	N/A
2015	FW	A(Full)	1	1	4.00	6	6	0	0	0	27.0	25	14	12	2	1	16	16	1.52	.255	98	1	1	116	71/45
2015	TRI	A(Short)	3	1	3.61	13	12	0	0	0	52.1	54	26	21	1	5	16	35	1.34	.269	201	5	4	229	N/A
2015	2 Teams	Minors	4	2	3.74	19	18	0	0	0	79.1	79	40	33	3	6	32	51	1.40	.264	299	6	5	345	71/45
2016	LE	A(Adv)	1	0	1.59	7	0	0	0	0	11.1	15	9	2	1	2	5	7	1.76	.326	46	1	2	53	165/102
2016	FW	A(Full)	1	1	2.28	9	0	0	0	1	23.2	23	7	6	0	1	4	35	1.14	.256	90	0	2	98	388/263
2016	TRI	A(Short)	0	1	1.80	4	0	0	0	1	5.0	5	1	1	1	1	3	7	1.60	.278	18	0	0	23	N/A
2016	3 Teams	Minors	2	2	2.03	20	0	0	0	2	40.0	43	17	9	2	4	12	49	1.38	.279	154	1	4	174	553/365
2017	SA	AA	1	0	2.89	8	0	0	0	0	9.1	8	3	3	1	0	4	10	1.29	.235	34	0	0	39	143/94
2017	LE	A(Adv)	3	2	2.87	39	0	0	0	1	47.0	38	19	15	0	3	22	49	1.28	.220	173	3	4	203	752/488
2017	2 Teams	Minors	4	2	2.88	47	0	0	0	1	56.1	46	22	18	1	3	26	59	1.28	.222	207	3	4	242	895/582
2018	SD	MLB	3	3	3.29	37	0	0	0	0	38.1	23	14	14	3	3	12	52	0.91	.170	135	1	0	150	632/405
2018	SA	AA	2	1	3.00	12	0	0	0	5	15.0	14	7	5	0	0	8	26	1.47	.246	57	2	1	66	243/155
2018	ELP	AAA	1	0	0.79	10	0	0	0	3	11.1	6	3	1	1	0	2	13	0.71	.150	40	2	1	43	173/113
2018	2 Teams	Minors	3	1	2.05	22	0	0	0	8	26.1	20	10	6	1	0	10	39	1.14	.206	97	4	2	109	416/268
2019	SD	MLB	0	0	0.00	1	0	0	0	0	0.2	0	0	0	0	1	1	2	1.50	.000	2	1	0	4	17/9
2019	LE	A(Adv)	0	1	3.18	6	1	0	0	0	5.2	2	2	2	1	1	1	12	0.53	.105	19	0	0	21	75/56
2019	ELP	AAA	0	0	6.75	2	0	0	0	0	1.1	1	1	1	1	0	1	3	1.50	.200	5	0	0	6	22/15
2019	SD1	ROK	0	0	9.00	1	1	0	0	0	1.0	2	1	1	0	0	0	3	2.00	.400	5	0	0	5	NA
2019	3 Teams	Minors	0	1	4.50	9	2	0	0	0	8.0	5	4	4	2	1	2	18	0.88	.172	29	0	0	32	108/82
Career	Multiple	MLB	3	3	3.23	38	0	0	0	0	39.0	23	14	14	3	4	13	54	0.92	.168	137	2	0	154	649/414
Career	Multiple	Minors	15	10	3.38	132	23	0	0	11	245.1	230	116	92	10	15	92	245	1.31	.250	920	20	17	1051	2043/1342

CAREER TRANSACTIONS

OPTIONS USED: 1/3

- 2011** Signed by TB as an international free agent, July 7
- 2014** Acquired by SD from TB along with Wil Myers, Ryan Hanigan and Gerardo Reyes as part of an 11-player, three-team trade that sent Burch Smith, Rene Rivera and Jake Bauers to TB and Joe Ross and a player to be named later (Trea Turner) to WSH, December 18
- 2021** Signed by SD as a minor league free agent, December 1



MIKE CLEVINGER

52

**RIGHT-HANDED
PITCHER**

Height: 6-3

Bats: R

Weight: 211

Throws: R

@MikeClevinger

mikeanthony

Full Name	Michael Anthony Clevinger
Date of Birth	December 21, 1990 in Jacksonville, Florida
Current Residence	Santa Rosa Beach, Florida
2022 Opening Day Age	31
MLB Service Time	5.033
MLB Debut	May 18, 2016 vs. CIN (with CLE)
How Obtained	Acquired from CLE in a nine-player trade on August 31, 2020
Contract Status	Signed through 2022

QUICK HITS

HELLO, SUNSHINE Acquired by SD from CLE as 1 of the club's 6 trades during the 2020 Trade Deadline.

HE'S WITH US From the beginning of the 2018 season up until the time of his acquisition (Aug. 30, 2020), Clevinger was 27-13 with a 2.92 ERA (113 ER, 348.2 IP), the 4th-lowest ERA among all qualifying American League starters behind Justin Verlander (2.56), Gerrit Cole (2.76) and now-Padre Blake Snell (2.82).

IN IT TO WIN IT Ended 2020 with the 5th-highest career winning % (.657) among all active ML starters (min. 50 starts), trailing only Walker Buehler (.727), Shane Bieber (.708), Max Fried (.703) and Clayton Kershaw (.697).

ERA+ Among all ML pitchers who tossed at least 300.0 IP from 2018-20, Clevinger's 154 ERA+ ranked 6th, behind Jacob deGrom (187), Hyun-Jin Ryu (179), Justin Verlander (172), Gerrit Cole (162) and Max Scherzer (155).

2021 SEASON

- Missed the entire campaign recovering from Tommy John surgery, performed on November 17, 2021 by Dr. Timothy Kremchek in Cincinnati, OH.
- Progressed through his throwing program in San Diego and on the road with the big league club, serving as sounding board for the pitchers on the staff and his teammates.

2020

- Acquired by the Padres in a 9-player trade with CLE on August 31, making 4 starts for SD with a 2.84 ERA and .212 opponent AVG.
- Between SD and CLE, he posted a 3.02 ERA in 8 starts with 40 SO against 14 BB.
- After receiving zero runs of support in his SD debut on Sept. 3 @ LAA (6.0 IP, 7 H, 2 ER), he received 19 runs of support across his final 3 outings...the 9.00 run support average from his SD debut until the end of the regular season T-3rd highest among all NL pitchers (min. 4 starts).
- Between both CLE and SD, 9 of his 14 earned runs and 5 of his 6 HR allowed came in the 1st inning, posting a 10.13 ERA (9 ER, 8.0 IP) in the 1st frame...he had sub-3.00 ERAs in every other frame, including a 2.57 ERA in the 2nd, a

ACCOLADES

American League Pitcher of the Month (August 2019, CLE)

International League Pitcher of the Month (April 16, 2017 - Columbus)

International League Mid-Season All-Star (2016, Columbus)

1.29 ERA in both the 3rd and 4th, a 1.50 ERA in the 5th and was scoreless when he worked into the 6th (4.2 IP) and 7th (2.0 IP) innings.

- At the time of the acquisition and since the beginning of the 2018 season, Clevinger was 27-13 with a 2.92 ERA (113 ER, 348.2 IP), the 4th-lowest mark among all qualifying American League starters behind Justin Verlander (2.56), Gerrit Cole (2.76) and Blake Snell (2.82).
- Among all ML pitchers who tossed at least 300.0 IP from 2018-20, his 154 ERA+ ranked 6th, behind Jacob deGrom (187), Hyun-Jin Ryu (179), Justin Verlander (172), Gerrit Cole (162) and Max Scherzer (155)...ERA+ is an adjusted Earned Run Average that takes a player's ERA and normalizes it across the entire league, accounting for external factors like ballparks and opponents...it then adjusts, so a score of 100 is league average, and 150 is 50% better than the league average.
- Diagnosed with a right posterior elbow impingement following his final regular season start on Sept. 23 vs. LAA.

POSTSEASON: Was not a part of the Padres Wild Card Series roster due to the injury...added to the NLDS roster and made his sole Postseason appearance vs. LAD on Oct. 6, starting Game 1 but was removed in the 2nd inning after pitching a hitless, scoreless first frame...signed a two-year contract through 2022 in the offseason on Nov. 16 before undergoing Tommy John surgery on Nov. 17 by Dr. Timothy Kremchek in Cincinnati.

2019

- Despite missing 2 1/2 months and over 12 starts due to injury, he posted a career-best tying 13 wins while recording a 2.71 ERA, the 6th-lowest ERA in MLB and 6th-lowest by a CLE pitcher since 1983 (min. 125.0 IP).
- Using the same metric, his 12.07 strikeouts per 9.0IP were highest in franchise history and 6th-highest in MLB in '19.
- In the second half, finished T-1st in the AL in wins (11), 2nd in IP (101.2) and 3rd in SO (129) and ERA (2.30).
- From July 3 to seasons end, Clevinger went 12-2 with a 2.17

MIKE CLEVINGER



ERA (26 ER, 107.2 IP) with 27 walks and 138 SO over his final 17 starts.

- Won a career-best and 2019 club-high 10 straight decisions from July 3-Sept. 8 and did not record a loss over 13 consecutive starts in that span.
- Won 8 consecutive road starts from July 3-Sept. 24, the longest streak in the Majors since Rich Hill won 8 straight road starts from April 9-Sept. 10, 2016 with OAK and LAD... only 3 CLE pitchers had ever won 8-or-more straight road starts since 1908, with the last being Bob Lemon in 1950.
- Recorded 18.0 consecutive scoreless innings from Sept. 14-24, marking the longest run by an Indians starter in 2019.
- From 2018-19, Clevinger went 26-12 with a 2.90 ERA (105 ER, 326.0 IP), the 3rd-lowest ERA in the AL and 6th-lowest in MLB over the span (min. 300.0 IP).
- From 2017-19, RHH batted just .198 (171-for-862), the best mark in the AL (min. 200.0IP).
- Punched out 10-or-more batters in each of his first 2 starts, becoming the 6th CLE starter to strike out 10+ in consecutive starts to begin a season since 1908...went on to post 7 double-digit strikeout performances in '19.
- Following 2 straight scoreless starts to begin the season on Apr. 1 vs. CWS and Apr. 7 vs. TOR (12.0 scoreless IP, 2 hits, 22 strikeouts), Mike was placed on the 60-day IL with a strained muscle in his upper back (right Teres major)...the IL stint (Apr. 8-June 16) was the first of his career, and upon returning on June 17 at TEX, suffered a left ankle sprain covering first base and was placed on the 10-day IL (June 18-27)...rehabbed in Columbus and Akron from June 6-12.

- Earned AL Pitcher of the Month for August after going 5-0 record with a 1.96 ERA (8 ER, 36.2 IP), 11 BB and 51 SO over 6 starts...it was the 1st first weekly or monthly award.
- Led the AL in July ERA (1.74), was 3rd in August ERA (1.96) and was 12th in September ERA (2.30)...also ranked 2nd in the AL in the month of Sept. in IP (40) and 4th in SO (46).
- His .331 SLG% allowed was 3rd-lowest in MLB behind Jacob deGrom (.323) and Sonny Gray (.325, min. 125 IP).
- His 1.78 home ERA (12ER, 60.2 IP) led all ML starters with at least 80.0 total IP...using the same metric, his season OPS of .602 was 5th-best among ML starters and the 40.8% (95/233) SO% of right-handed batters faced was highest in the Majors.

2018

- Surpassed the 200-strikeout and 200.0 innings bench marks, joining Corey Kluber as just the 4th duo in the 118-year history of the club to reach those single-season milestones.
- Recorded his 200th strikeout on Sept. 22 vs. BOS, becoming the 4th member of the club's rotation to do so, establishing a Major League record.
- Posted a 2.31 ERA in 13 starts after the break (20ER, 78.0 IP, 53H, 27BB & 89SO)...recorded the lowest opponent AVG (.189) after the break and was second in ERA.
- His 27 assists were 2nd-most of any AL pitcher...also recorded 6 pickoffs, T-2nd-most in the AL.

MIKE CLEVINGER

- Threw his 1st career shutout on April 21 at BAL (9.0IP, 2H, 0R, 2BB, 3SO).

POSTSEASON: Made his 1st career Postseason start (7th career appearance) in Game 3 of the ALDS vs. HOU, tossing 5.0 IP of 3-hit, 1-run ball...he struck out 9 and walked 3 in CLE's eventual 11-3 defeat.

2017

- Among all AL pitches with at least 100.0 IP, his .211 opponent AVG ranked 5th and his 3.11 ERA was 8th.
- In 4 starts during CLE's historic 22-game win streak (Aug. 24-Sept. 14), he went 4-0 with a 0.38 ERA (1 ER, 23.2 IP).
- Made 3 straight, 6.0 IP scoreless starts from Aug. 26-Sept. 8, becoming the 1st CLE pitcher since John Denny in Aug. 1981 to post 3 straight scoreless starts of at least 6.0 IP.

POSTSEASON: Made 2 relief appearances in Games 2 and 4 of the ALDS vs. NYY...allowed a 2-run HR to Greg Bird in the 5th inning of Game 2 in CLE's 9-8 eventual victory...allowed an unearned run and walked 2 in the 3rd inning of CLE's eventual 7-3 defeat in Game 4.

2016

- Split the season between Columbus and CLE, going 11-1 with a 3.00 ERA in 17 starts for Columbus while appeared in his first 17 ML games (10 starts) throughout the season.
- Spent 3 stints with the Indians at the ML level (May 18-June 1; July 4-6 and Aug. 4-remainder)...made his ML debut on May 18 at CIN (ND, 5.1IP, 5H, 4ER, 1BB, 5SO, HR).
- Recalled Aug. 4 for the rest of the season and notched his

1st ML win on Aug. 13 vs. the team that drafted him, the Los Angeles Angels (5.2IP, 1H, 1ER, 4BB, 3SO).

POSTSEASON: Was scoreless in 2 of his 4 relief outings during the Indians AL pennant Postseason run...3 of his outings came in the World Series vs. CHC...limited Cubs hitters to a .154 AVG (2-for-13) in the Fall Classic.

2015

- Named CLE's organizational Pitcher of the Year, going 9-8 with a 2.73 ERA in 27 games (26 starts) with Akron (AA).
- In all of Double-A ball, he tallied the the 2nd-lowest WHIP (1.06), 3rd-most strikeouts (145) and 4th-lowest opp. AVG (.219)...it was also the most SO and 2nd-lowest ERA in the Indians system while finishing in the top-5 of the Eastern League in strikeouts (2nd), WHIP (2nd) and ERA (5th).
- Promoted to Columbus for Postseason play.

2011-14

- After missing the majority of the **2013** season rehabbing from reconstructive right elbow surgery, he made made 23 appearances (22 starts) in **2014** between Inland Empire (A), Burlington (A) and Carolina (A), going a combined 4-4 with a 4.41 ERA (49 ER, 100.0 IP) with 100 SO against 44 walks...acquired by CLE from LAA in exchange for Vinnie Pestano on August 7, 2014.
- Made 8 starts for Cedar Rapids (A) before undergoing the elbow reconstruction surgery in the middle of the **2012** season...Made his professional debut for Orem (A) in **2011**, working in 3 relief outings. (2.25 ERA).

DIVISION SERIES

Season	Team	League	W	L	ERA	G	GS	CG	SHO	SV	IP	H	R	ER	HR	HB	BB	SO	WHIP	AVG	AB	WP	GDP	TBF	NP-S
2017	CLE	MLB	0	0	13.50	2	0	0	0	0	1.1	2	3	2	1	0	4	3	4.50	.286	7	0	0	11	50/29
2018	CLE	MLB	0	0	1.80	1	1	0	0	0	5.0	3	1	1	1	1	3	9	1.20	.167	18	0	0	22	99/60
2020	SD	MLB	0	0	0.00	1	1	0	0	0	1.0	0	0	0	0	0	3	1	3.00	.000	3	1	0	6	24/10
Career	Multiple	MLB	0	0	3.68	4	2	0	0	0	7.1	5	4	3	2	1	10	13	2.05	.179	28	1	0	39	173/99

CHAMPIONSHIP SERIES

Season	Team	League	W	L	ERA	G	GS	CG	SHO	SV	IP	H	R	ER	HR	HB	BB	SO	WHIP	AVG	AB	WP	GDP	TBF	NP-S
2016	CLE	MLB	0	0	5.40	1	0	0	0	0	1.2	1	1	1	0	0	1	1	1.20	.200	5	1	0	7	26/14

WORLD SERIES

Season	Team	League	W	L	ERA	G	GS	CG	SHO	SV	IP	H	R	ER	HR	HB	BB	SO	WHIP	AVG	AB	WP	GDP	TBF	NP-S
2016	CLE	MLB	0	0	4.50	3	0	0	0	0	4.0	2	2	2	1	0	4	2	1.50	.154	13	0	1	17	57/30

POSTSEASON (COMBINED)

Season	Team	League	W	L	ERA	G	GS	CG	SHO	SV	IP	H	R	ER	HR	HB	BB	SO	WHIP	AVG	AB	WP	GDP	TBF	NP-S
2016	CLE	MLB	0	0	4.76	4	0	0	0	0	5.2	3	3	3	1	0	5	3	1.41	.167	18	1	1	24	83/44
2017	CLE	MLB	0	0	13.50	2	0	0	0	0	1.1	2	3	2	1	0	4	3	4.50	.286	7	0	0	11	50/29
2018	CLE	MLB	0	0	1.80	1	1	0	0	0	5.0	3	1	1	1	1	3	9	1.20	.167	18	0	0	22	99/60
2020	SD	MLB	0	0	0.00	1	1	0	0	0	1.0	0	0	0	0	0	3	1	3.00	.000	3	1	0	6	24/10
Career	Multiple	MLB	0	0	4.15	8	2	0	0	0	13.0	8	7	6	3	1	15	16	1.77	.174	46	2	1	63	256/143

MIKE CLEVINGER



PERSONAL

- Has three daughters, Penelope Grace, Piper Lotus and Maeson Avabella.
- Attended The Citadel at the urging of his parents and was a Southern Conference All-Freshman team in 2010... military life did not quite suit Clevinger, who accumulated "over 1,000 hours" of dorm confinement (which he never served) due to various dress-code violations...transferred to Seminole State Community College (Sanford, FL) after the fall semester of his sophomore year at Citadel...his mom was the daughter of a Navy veteran and was born in Hawaii while her dad was stationed there.

- First wore custom designed cleats during his All-Star appearance in 2016 (Triple-A All-Star Game)...his cleats from 2018 featuring Lilo & Stitch and Moana and Maui (his daughters' favorite cartoons) ended up in the National Baseball Hall of Fame after he became the fourth member of the 200-strikeout quartet of Clevinger, Bauer, Kluber and Carrasco.
- Big fan of former pitcher Dock Ellis...enjoys mountain bike racing, skateboarding, surfing and fishing.

MIKE CLEVINGER CAREER PITCHING

Season	Team	League	W	L	ERA	G	GS	CG	SHO	SV	IP	H	R	ER	HR	HB	BB	SO	WHIP	AVG	AB	WP	GIDP	TBF	NP-S
2011	ORM	ROK	0	0	2.25	3	0	0	0	0	4.0	3	1	1	0	0	2	5	1.25	.200	15	0	0	17	N/A/N/A
2012	CR	A(Full)	1	1	3.73	8	8	0	0	0	41.0	37	18	17	3	3	13	34	1.22	.243	152	1	2	172	72/46
2013	ANG	ROK	0	0	3.00	2	2	0	0	0	3.0	2	1	1	0	0	2	3	1.33	.200	10	2	0	13	N/A/N/A
2013	ORM	ROK	0	1	16.88	1	1	0	0	0	2.2	6	6	5	0	1	2	2	3.00	.429	14	0	0	17	N/A/N/A
2013	2 Teams	Minors	0	1	9.53	3	3	0	0	0	5.2	8	7	6	0	1	4	5	2.12	.333	24	2	0	30	N/A/N/A
2014	IE	A(Adv)	1	3	5.37	13	13	0	0	0	55.1	58	41	33	8	4	27	58	1.54	.272	213	6	5	248	302/160
2014	BUR	A(Full)	3	0	1.88	5	5	0	0	0	24.0	16	5	5	2	0	5	27	0.88	.186	86	1	1	92	86/57
2014	CAR	A(Adv)	0	1	4.79	5	4	0	0	0	20.2	20	12	11	1	3	11	15	1.50	.270	74	1	3	88	217/130
2014	3 Teams	Minors	4	4	4.41	23	22	0	0	0	100.0	94	58	49	11	7	43	100	1.37	.252	373	8	9	428	605/347
2015	AKR	AA	9	8	2.73	27	26	0	0	0	158.0	127	53	48	8	9	40	145	1.06	.219	580	11	2	639	2538/1621
2016	CLE	MLB	3	3	5.26	17	10	0	0	0	53.0	50	31	31	8	0	29	50	1.49	.246	203	2	1	233	967/585
2016	COL	AAA	11	1	3.00	17	17	1	0	0	93.0	78	32	31	8	1	35	97	1.22	.229	341	8	6	380	1457/914
2017	CLE	MLB	12	6	3.11	27	21	0	0	0	121.2	92	46	42	13	3	60	137	1.25	.211	437	3	8	502	2104/1265
2017	COL	AAA	3	2	2.65	7	7	0	0	0	34.0	28	10	10	3	1	14	38	1.24	.228	123	2	2	140	588/373
2018	CLE	MLB	13	8	3.02	32	32	1	1	0	200.0	164	71	67	21	4	67	207	1.16	.223	737	4	15	810	3265/2097
2019	CLE	MLB	13	4	2.71	21	21	0	0	0	126.0	96	38	38	10	2	37	169	1.06	.209	459	0	4	499	2090/1326
2019	AKR	AA	0	0	0.00	1	1	0	0	0	5.1	3	0	0	0	0	0	5	0.56	.158	19	0	0	19	67/51
2019	COL	AAA	0	0	18.00	1	1	0	0	0	2.0	3	4	4	1	0	2	4	2.50	.333	9	0	0	11	58/36
2019	2 Teams	Minors	0	0	4.91	2	2	0	0	0	7.1	6	4	4	1	0	2	9	1.09	.214	28	0	0	30	125/87
2020	CLE	MLB	1	1	3.18	4	4	0	0	0	22.2	20	8	8	5	0	11	21	1.37	.247	81	0	2	93	367/222
2020	SD	MLB	2	1	2.84	4	4	1	1	0	19.0	14	6	6	1	0	3	19	0.89	.212	66	2	1	69	282/182
2020	2 Teams	MLB	3	2	3.02	8	8	1	1	0	41.2	34	14	14	6	0	14	40	1.15	.231	147	2	3	162	649/404
Career	Multiple	MLB	44	23	3.19	105	92	2	2	0	542.1	436	200	192	58	9	207	603	1.19	.220	1983	11	31	2206	9075/5677
Career	Multiple	Minors	28	17	3.37	90	85	1	0	0	443.0	381	183	166	34	22	153	433	1.21	.233	1636	32	21	1836	5385/3388

CAREER TRANSACTIONS

OPTIONS USED: 2/3

- 2011 Signed by LAA as a fourth-round selection in the First-Year Player Draft, August 13
- 2014 Acquired by CLE from LAA in exchange for Vinnie Pestano, August 7
- 2020 Acquired by CLE along with Greg Allen and a PTBNL (Matt Waldron) in exchange for Gabriel Arias, Joey Cantillo, Owen Miller, Austin Hedges, Josh Naylor and Cal Quantrill, August 31



EFRAIN CONTRERAS

Height: 5-10

Bats: R

Weight: 227

Throws: R

ehf-rah-EEN

61

**RIGHT-HANDED
PITCHER**

Full Name	Efraín Contreras Covarrubias
Date of Birth	January 2, 2000 in Ciudad Juarez, Chihuahua, Mexico
Current Residence	North Providence, Rhode Island
2022 Opening Day Age	22
MLB Service Time	0.000
How Obtained	Signed as an international free agent on July 8, 2017
Contract Status	Signed through 2022

QUICK HITS

- Selected to the Padres 40-man roster on November 19, 2021.
- Entered 2022 rated as the No. 24 prospect in the Padres farm system by *Baseball America* and No. 25 by MLB Pipeline.
- Originally signed by SD as an international free agent on July 8, 2017.
- Has made 41 MiLB appearances (30 starts) between the Rookie and Single-A levels of the Padres' system from 2018-19, going 8-9 with a 3.03 ERA, .223 opp. AVG and a 9.96 SO/9 IP ratio

2021 SEASON

- Missed the entire campaign after undergoing Tommy John surgery in November 2020.

2020

- Did not play due to the COVID-19 pandemic...was not a part of SD's 60-man player pool at their alternate training site.

2019

- Spent the entire campaign with Fort Wayne (A), going 6-6 with a 3.61 ERA (44 ER, 109.2 IP), a .236 opp. AVG and 121

SO to 32 BB (3.78 SO/BB ratio) across 25 app. (23 starts).

- Posted sub-4.00 ERA calendar months in April (3.50, 4 starts), May (2.81, 5 starts), June (3.44, 4 starts), August (2.10, 5 starts) and September (3.00, 1 start)...his highest ERA was 7.86 across his 6 appearances (4 starts) in July.
- Allowed 3 earned runs-or-fewer in 20 of his 23 starts, 2-or-fewer in 16 of 23, 1-or-fewer in 11 of 23.
- Was scoreless in 3 starts...tossed 6.0 innings of 3-hit ball on May 21 vs. South Bend, 5.0 hitless innings on June 23 at Great Lakes and 5.0 innings of 5-hit ball on Aug. 27 at West Michigan.
- Limited LHH to a .214 AVG while righties hit .252.
- Went 4-0 with a 2.02 ERA (14 ER, 62.1 IP), a .198 opp. AVG and 0.98 WHIP on the road as opposed to a 2-6 record with a 5.70 ERA (30 ER, 47.1 IP), a .280 opp. AVG and 1.44 WHIP at home.

2018

- Made his professional debut in 2018 with 16 appearances (7 starts) between the Rookie-Level Dominican Summer League and Arizona League Padres, as well as Tri-City (A), going a combined 2-3 with a 2.11 ERA (16 ER, 68.1 IP) and .201 opp. AVG.
- Made 5 appearances (3 starts) for the DSL Padres from June 2-22, posting a 1.40 ERA (3 ER, 19.1 IP) with 1 save and a .171 opp. AVG.
- Assigned to the AZL Padres on June 27 and made 9 appearances (4 starts), going 1-3 with a 2.72 ERA (13 ER, 43.0 IP), 1 hold and a .231 opp. AVG.

EFRAIN CONTRERAS CAREER PITCHING

Season	Team	League	W	L	ERA	G	GS	CG	SHO	SV	IP	H	R	ER	HR	HB	BB	SO	WHIP	AVG	AB	WP	GIDP	TBF	NP-S
2018	3 Teams	Minors	2	3	2.11	16	7	0	0	1	68.1	49	19	16	4	4	14	76	0.92	.201	244	4	4	265	524/428
2018	SD1	ROK	1	3	2.72	9	4	0	0	0	43.0	36	15	13	3	3	9	44	1.05	.231	156	3	2	171	302/253
2018	DSL PAD	ROK	0	0	1.40	5	3	0	0	1	19.1	12	4	3	1	1	3	25	0.78	.171	70	1	1	74	137/120
2018	2 Teams	ROK	1	3	2.31	14	7	0	0	1	62.1	48	19	16	4	4	12	69	0.96	.212	226	4	3	245	439/373
2018	TRI	A(Short)	1	0	0.00	2	0	0	0	0	6.0	1	0	0	0	0	2	7	0.50	.056	18	0	1	20	85/55
2019	FW	A(Full)	6	6	3.61	25	23	0	0	0	109.2	97	49	44	12	6	32	121	1.18	.236	411	15	5	455	1754/1165
Career		Minors	8	9	3.03	41	30	0	0	1	178.0	146	68	60	16	10	46	197	1.08	.223	655	19	9	720	2278/1593

CAREER TRANSACTIONS

2017 Signed by SD as an international free agent, July 8

OPTIONS USED: 0/3



NABIL CRISMATT



Height: 6-2 Bats: R
Weight: 210 Throws: R

na-BILL CRIZ-matt
@NabilCrismatt
nabilcrismatt

74

**RIGHT-HANDED
PITCHER**

Full Name	Nabil Antonio Crismatt
Date of Birth	December 25, 1994 in Baranquilla, Colombia
Current Residence	Baranquilla, Colombia
2022 Opening Day Age	27
MLB Service Time	1.033
MLB Debut	August 17, 2020 @ CHC (with STL, G2)
How Obtained	Signed as a minor league free agent on December 17, 2020
Contract Status	Signed through 2022

QUICK HITS

- Made his first career Opening Day roster in 2021 for SD, was optioned to Triple-A El Paso on 6 occasions but still posted the most innings in relief (81.1) in the entire Padres pen.
- In 2021, posted a 13.2 scoreless-inning streak from August 24-Sept. 19, the longest scoreless-inning streak by a SD reliever last season.
- After making 167 appearances across 8 seasons in the minor league systems of the New York Mets (2012-18) and Seattle Mariners (2019), Crismatt made his ML debut in 2020 with St. Louis, going scoreless in his 1st 4 appearances.
- Pitched for Team Colombia in the 2017 World Baseball Classic, making one start against the Dominican Republic.
- Has posted 7 double-digit strikeout games in his MiLB career. His career-high was 14 for Arkansas (AA) vs. Northwest Arkansas in 2019.

2021 SEASON

- Posted the most innings in relief (81.1 IP) in the Padres bullpen, going 3-1 with a 3.76 ERA (34 ER, 81.1 IP) and 71 SO against 24 BB across 45 appearances.
- Had his contract selected by SD on April 1 and made his 1st career Opening Day roster...was optioned to ELP on 6 occasions before being recalled on August 12 and remaining with the big league club for the rest of the season.
- Worked 2.0-or-more innings in 23/45 outings, and was scoreless in 12 of those 23.
- His 3.76 ERA (17 ER, 40.2 IP) vs. the NL West was 2nd-lowest in SD's pen, trailing only Craig Stammen's 3.28 ERA vs. the division...went 1-0 with a 2.16 ERA (2 ER, 8.1 IP) vs. LAD.
- Made more appearances on the road (25) than at home (20), posting a 3.30 ERA (16 ER, 43.2 IP) in away games and a 4.30 ERA (18 ER, 37.2 IP) at Petco Park.
- Was 1 of 10 ML pitchers to make 3+ relief outings of at least 4.0 innings...in those 3 outings (April 13 @ PIT, July 7 vs. WSH & Sept. 16 @ SF), he went 1-1 with a combined 2.57 ERA.
- Posted a career-high scoreless streak of 13.2 IP (9 G) from

ACCOLADES

- Texas League Mid-Season All-Star (2019, Arkansas)
- Eastern League Mid-Season All-Star (2018, Binghamton)
- Texas League Pitcher of the Week (July 8, 2019)
- Eastern League Pitcher of the Week (June 3, 2018)
- Florida State League Pitcher of the Week (May 21, 2017)
- South Atlantic League Pitcher of the Week (August 14, 2016)

Aug. 24-Sept. 19...over that time, he allowed 9 H and 2 BB with 11 SO and a .188 AVG...it was the longest scoreless-inning streak by a SD reliever in '21 and the 5th-longest in terms of appearances.

2020

- After making 167 appearances across 8 seasons in the minor leagues, made his MLB debut in the 2nd game of the Aug. 17 doubleheader at CHC and threw a scoreless inning.
- Did not allow a run in his first 4 appearances (4.1 IP) allowing one hit and one walk (intentional).
- Pitched on consecutive days twice.
- Did not allow a hit with RISP (0-5, BB).
- Threw a season-high 3.0 innings at MIL on Sept. 15, helping the Cardinals preserve pitching in an 18-3 loss.
- Stranded two inherited runners.
- Was not on STL's Wild Card Series roster vs. SD.

2019

- Named a Texas League Mid-Season All-Star...threw a scoreless IP (2nd) with 1 BB and 2 SO for the North squad.
- Led the Texas League with 2 complete games and 1 shutout.
- Struck out a career-high 14 batters in a 9.0-inning (95 pitches) shutout vs. Northwest Arkansas on July 10, earning Texas League Pitcher of the Week.
- Had 2 starts of double-digit strikeouts, tied with Dustin May (Tulsa) for the most by a Texas League pitcher with 14 and the 3rd-most with a 13-strikeout effort vs. Tulsa on

NABIL CRISMATT



May 9, needing only 77 pitches.

- Surpassed 100 pitches once during the regular season in a 7.0-inning effort at Tulsa (June 7).

2018

- Combined for 27 starts between Binghamton (AA) and Las Vegas (AAA), going 11-10 with a 5.00 ERA and 14 SO in 144.0 IP
- Named an Eastern League Mid-Season All-Star.
- Led all Mets minor league pitchers with 11 wins and ranked in the Top 5 in games started (27, 2nd), IP (144.0, 3rd) and strikeouts (140, 4th).
- Hurlled 2 scoreless starts of 6.0 innings-or-more and another 3 in which he allowed just 1 unearned run.
- Threw 11 quality starts and had 12 games in which he threw 6.0 innings-or-more with a season-high 8.0 IP at Trenton on June 21.

2017

- Tossed a career high 145.2 IP and posted a then-career-high in 142 SO, spending the entire campaign at St. Lucie (A) in the Florida State League.
- Led the FSL with 142 strikeouts...also ranked among league leaders in IP (3rd), games started (25, T-4th), WHIP (1.35, 8th), opponent AVG (.278, 9th) and ERA (3.95, 10th).
- Struck out a season-high 13 batters in his lone complete game effort of the season coming vs. Jupiter on June 13... threw 102 pitches in a 3-2 loss.
- Posted 2 double-digit SO games (13 vs. Jupiter and 11 vs. Dunedin on May 19).
- Pitched for Team Colombia in the 2017 World Baseball Classic, making 1 start vs. the Dominican Republic. received a no decision in a game Colombia lost 10-3.

2016

- Pitched for 3 different teams climbing the Mets organizational ladder at Brooklyn (A), Columbia (A) and Binghamton (AA), combining for a 1-4 record with a 2.47 ERA over 65.2 IP with 74 SO.

NABIL CRISMATT



- Posted 3 double-digit strikeout games out of his 8 starts with a season-high 11 vs. Aberdeen on July 23.
- Made 7 starts and 6 relief app., posting an 0.88 WHIP.

Elizabethton (Aug. 28), surrendering 3 HR in the game.

2015

- Appeared in 12 games, making eight starts for Kingsport (R)...tied for the team lead with 6 wins.
- Began the season with 4 relief app. before finishing with 8 straight starts...had made 66 straight relief appearances over 4 seasons before his 1st minor league start.
- Ranked among Appalachian League leaders in wins (6, T-2nd), SO (63, 3rd), IP (62.0, 5th) and ERA (2.90, 7th).
- Held his opposition to 2 earned runs-or-fewer in 11 of 12 app., allowing 5 runs in his final start of the season at

2012-14

- In 2014, averaged over a strikeout per inning (10.60 SO/9) in his 1st professional season State-side with the Gulf Coast League Mets...went 1-1 with a 2.25 ERA over 19 relief appearances.
- Ranked 12th in the Dominican Summer League with eight saves in 2013.
- Made his professional debut in 2012 with the Dominican Summer League Mets...went 4-0 with a 4.26 ERA in 19 relief appearances.

NABIL CRISMATT CAREER PITCHING

Season	Team	League	W	L	ERA	G	GS	CG	SHO	SV	IP	H	R	ER	HR	HB	BB	SO	WHIP	AVG	AB	WP	GDP	TBF	NP-S
2012	2 Teams	Minors	4	0	4.26	19	0	0	0	0	25.1	21	12	12	1	6	8	23	1.14	.241	87	3	2	107	186/141
2012	DSL MET	ROK	3	0	3.00	13	0	0	0	0	18.0	14	6	6	0	3	5	17	1.06	.215	65	2	0	74	130/102
2012	DSL MTS	ROK	1	0	7.36	6	0	0	0	0	7.1	7	6	6	1	3	3	6	1.36	.318	22	1	2	33	56/39
2012	2 Teams	ROK	4	0	4.26	19	0	0	0	0	25.1	21	12	12	1	6	8	23	1.14	.241	87	3	2	107	186/141
2013	DSL MTS	ROK	4	2	1.33	24	0	0	0	8	40.2	23	8	6	0	5	13	46	0.89	.174	132	2	2	155	299/234
2014	MTS	ROK	1	1	2.25	19	0	0	0	2	28.0	15	8	7	1	0	10	33	0.89	.161	93	0	3	107	209/163
2015	KNG	ROK	6	1	2.90	12	8	0	0	0	62.0	52	23	20	6	5	12	63	1.03	.223	233	3	3	254	446/372
2016	3 Teams	Minors	1	4	2.47	13	7	0	0	1	65.2	51	20	18	6	2	7	74	0.88	.208	245	6	0	256	834/582
2016	BRK	A(Short)	0	1	3.19	8	3	0	0	1	31.0	26	11	11	4	0	4	35	0.97	.218	119	5	0	124	420/288
2016	COL	A(Full)	1	2	1.88	4	3	0	0	0	28.2	20	8	6	1	2	2	32	0.77	.192	104	1	0	109	320/234
2016	BIN	AA	0	1	1.50	1	1	0	0	0	6.0	5	1	1	1	0	1	7	1.00	.227	22	0	0	23	94/60
2017	STL	A(Adv)	6	13	3.95	26	25	1	0	0	145.2	161	82	64	17	12	36	142	1.35	.278	580	5	13	640	2320/1549
2018	2 Teams	Minors	11	10	5.00	27	27	1	0	0	144.0	156	89	80	16	11	56	140	1.47	.280	558	6	11	640	2365/1489
2018	BNG	AA	8	6	3.59	18	18	1	0	0	105.1	95	49	42	8	7	37	105	1.25	.243	391	6	10	443	1611/1024
2018	LV	AAA	3	4	8.84	9	9	0	0	0	38.2	61	40	38	8	4	19	35	2.07	.365	167	0	1	197	754/465
2019	2 Teams	Minors	4	10	4.49	27	21	2	1	0	130.1	124	73	65	21	4	32	157	1.20	.242	513	11	1	550	2081/1396
2019	ARK	AA	4	5	1.94	14	13	2	1	0	83.2	57	22	18	6	3	11	89	0.81	.186	306	11	1	321	1168/818
2019	TAC	AAA	0	5	9.06	13	8	0	0	0	46.2	67	51	47	15	1	21	68	1.89	.324	207	0	0	229	913/578
2020	STL	MLB	0	0	3.24	6	0	0	0	0	8.1	6	3	3	2	0	1	8	0.84	.200	30	0	1	31	114/78
2021	ELP	AAA	0	0	0.00	3	0	0	0	0	3.2	3	0	0	0	0	1	6	1.09	.214	14	0	0	15	56/44
2021	SD	MLB	3	1	3.76	45	0	0	0	0	81.1	87	40	34	10	8	24	71	1.36	.274	317	3	10	351	1337/846
Career		MLB	3	1	3.71	51	0	0	0	0	89.2	93	43	37	12	8	25	79	1.32	.268	347	3	11	382	1451/924
Career		Minors	37	41	3.79	170	88	4	1	11	645.1	606	315	272	68	45	175	684	1.21	.247	2455	36	35	2724	8796/5970

CAREER TRANSACTIONS

OPTIONS USED: 1/3

- 2011 Signed by NYM as an international free agent, August 3
- 2018 Signed by SEA as a minor league free agent, December 3
- 2019 Signed by STL as a minor league free agent, November 20
- 2020 Signed by SD as a minor league free agent, December 17



JAKE CRONENWORTH

9

INFIELDER

Height: 6-0 Bats: L
Weight: 188 Throws: R

CROW-nen-worth
 @JCronenworth10
 jaccrone2

Full Name	Jacob John Cronenworth
Date of Birth	January 21, 1994 in St. Clair, Michigan
Current Residence	St. Clair, Michigan
2022 Opening Day Age	28
MLB Service Time	2.000
MLB Debut	July 26, 2020 vs. ARI (with SD)
How Obtained	Acquired from TB along with Tommy Pham in exchange for Hunter Renfroe and Xavier Edwards on December 6, 2019
Contract Status	Signed through 2022

QUICK HITS

THE CRONE ZONE Finished T-2nd in the NL Rookie of the Year voting in 2020 was also named NL Rookie of the Month for July-August, 2020. Was also awarded NL Player of the Week in late June of 2021.

ALL-STAR JAKE Named to his 1st-career All-Star team in 2021, slashing .276/.350/.459 with a .809 OPS in the 1st half of the season.

HE'S GOT HEART & HUSTLE Named the Padres' winner of the 2021 Heart and Hustle Award.

JAKE CAN RAKE In Game 3 of the Wild Card Series vs. STL on Oct. 2, 2020, he became the 1st Padre rookie to ever homer in a Postseason game.

TWO-WAY STREET Was used as a 2-way player in 2019 for Durham (AAA) for the 1st time since playing collegiate ball at the University of Michigan. Made his 1st MLB pitching performance on April 16, 2021 vs. LAD (went 0.2 IP with 1 hit allowed, 0 walks, 0 runs allowed, and 1 strikeout of Mookie Betts).

2021 SEASON

- In his 1st full season since debuting in the 2020 shortened campaign, led the Padres with 33 2B (T-12th in the National League) and 7 3B (T-3rd in the NL)...ranked 2nd on the Padres in runs scored with 94 (11th in the NL) and 3rd on the team in hits with 151 (T-12th in the NL with Nolan Arenado and Bryce Harper).
- Named to his 1st-career All-Star team, slashing .276/.350/.459 with a .809 OPS in the 1st half of the season...entered the game at 1B relieving ATL's Freddie Freeman and went 0-for-1 with a walk.
- His 61 extra-base hits ranked T-2nd on the club with Manny Machado, behind just Tatis' 73.
- Had a team-leading 13 game-winning RBI.
- Left 218 runners on base in 2021, the most on the team and the 12th most in the National League.
- Hit .186 in Padres wins and .341 in losses...the difference in average between wins and losses of .155+ was 2nd highest among all qualifying players behind just Michael Brantley's .162+ difference (hit .376 in wins and .214 in losses)...the player with the 3rd-largest difference was Fernando Tatis Jr. (.365 in wins and .212 in losses for a .153+ difference).

ACCOLADES

NL All-Star (2021, SD)

NL Player of the Week (June 27, 2021, SD)

Heart & Hustle Award (2021, SD)

NL Rookie of the Year Voting (T-2nd, 2020)

NL Rookie of the Month (July-August, 2020)

Baseball America Major League All-Rookie Team (2020, SD)

- Was hit by a team-high 10 pitches...next most on the Padres were Trent Grisham and Jurickson Profar (6).
- The MLB Players Alumni Association (MLBPAA) announced on August 3 he was the Padres' winner of the 2021 Heart and Hustle Award, honoring active players who demonstrate a passion for the game of baseball and best embody the values, spirit and traditions of the game...all alumni and active players will vote to select the final winner from the 30 team winners, which was announced in mid-November (was ATL's Ozzie Albies).
- Had 2 separate streaks of going 3 straight games with multiple hits, the longest streaks in a season in his career...had 3 separate streaks of hitting an XBH hit in 4 games.
- Posted a .473 SLG with a .815 OPS vs right-handed pitchers.
- Had a .894 OPS vs. NL West opponents...against the Rockies, hit .368 (25-for-68) with a 1.154 OPS, his highest against any opponent.
- Hit in every batting order spot except 8th...played in 65 games hitting 3rd, his most of any spot, batting .278 with a .486 SLG in the No. 3 spot in the order.
- In the field, played 94 games at second base (89 starts), 41 games at shortstop (36 starts), 24 games at first base (20 starts), and 1 game in relief on April 16 vs. LAD (went 0.2 IP with 1 hit allowed, 0 walks, 0 runs allowed, and 1 strikeout of Mookie Betts).
- At shortstop, played 326.2 innings and made 3 errors in 130 total chances for a .977 fielding percentage...made 5 errors in 791.1 innings played at second base.

2020

- Acquired from TB along with Tommy Pham in exchange for

JAKE CRONENWORTH



Hunter Renfroe and Xavier Edwards on Dec. 6, 2019.

- Finished T-2nd in the NL Rookie of the Year voting with PHI's Alex Bohm, behind MIL's Devin Williams.
- Named NL Rookie of the Month for July-August, becoming the 1st Friar to earn NL Rookie of the Month honors since Christian Villanueva in April 2018...hit .356 (36-for-101) with 20 runs, 9 2B, 3 3B, 4 HR, 17 RBI and 10 BB in 31 games.
- With 1B Eric Hosmer missing 11 of the 1st 14 games of the season due to a stomach illness, Cronenworth hit .360 (9-for-25) in his 1st 8 games from July 26-August 7...finished the season with 38 games at 2B (37 GS), 10 games at 1B (9 GS), and 1 game at 3B (1.0 inn. played).
- Made his MLB debut as a PR on July 26 vs. ARI...hit an RBI 2B later in the game off Archie Bradley for his 1st hit.
- Finished the season leading NL rookies in runs (26), XBH (22), 2B (15), 3B (3) and TB (82)...ranked 2nd in RBI (20), fWAR (1.4), hits (49), BB (18), 3rd in SLG (.477), OPS (.831), 4th in AVG (.285) and OBP (.354), and T-4th in HR (4).
- His 1.011 OPS after his 1st 20 games was the highest of any Padre in SD history within his 1st 20 career G (min. 50 PA).
- Among NL rookies with 40+ games, ranked 1st in PA/SO (6.40), line drives (46), % of swings put in play (47.5), and swing-and-miss % (16.9).
- His .831 OPS was the highest of any Padre rookie in a single season...led in runs created per 27 outs (5.59).
- Among all MLB players who saw at least 750 pitches in 2020...swung and missed 51 times, the 4th-fewest in MLB.
- His career high hitting streak ended at 11 games from Aug. 16-27 (.415)...had a career long 19-game on-base streak from Aug. 14-Sept. 3, posting a .436 OBP in that stretch.
- Hit .305 with 2 outs (18-for-59)...against RHP, he hit .316 (37-for-117) and vs. LHP he hit .218 (12-for-55).
- His 3 outs above average were T-3rd on the team with

Manny Machado behind Trent Grisham (5) and Fernando Tatis Jr. (7).

- Ended the regular season going hitless in 4 straight games...was the 1st time in his young career in which he had gone hitless in more than 2 games.

POSTSEASON: Appeared in all 6 playoff games, batting .389 (7-for-18) with a triple, HR, 3 RBI, 5 runs and 4 walks.

- With his home run in Game 3 of the Wild Card Series on Oct. 2 vs. STL, he became the 1st Padres rookie to ever homer in a Postseason game...went 3-for-4 with a home run and 2 runs scored in the decisive game that propelled the Padres to the NL Division Series against the Dodgers in Arlington, TX.

2019

- Claimed team MVP honors with Durham (AAA), hitting .334 (115-for-344) with 26 2B, 4 3B, 10 HR and 45 RBI... between DUR and GCL Rays (R), set career highs in AVG (.329), 2B (27), OBP (.422), SLG (.511) and OPS (.934).
- In 88 games with DUR, led the INT in AVG and OBP (.429) and ranked 3rd with a .949 OPS.
- He was used as a 2-way player for the 1st time since playing collegiate ball at the University of Michigan...made 7 appearances on the mound, including 6 as an opener, and he yielded only 2 runs (both unearned) in 7.1 IP.
- Named TB's Minor League Player of the Month for April.
- Earned INT Mid and Post-Season All-Star honors...slashed .342/.427/.546 in the 1st half.
- Ranked by *Baseball America* as the Best Batting Prospect, Best Infield Arm, Best Defensive Shortstop and Most Exciting Player in the IL in its Best Tools survey.

JAKE CRONENWORTH



2018

- Spent most of the season with Montgomery (AA), hitting .254 (106-for-418) in 108 games...promoted to DUR in April.

2017

- Split the season between Charlotte (A) and MTG, slashing a combined .274/.364/.358...began the season on a 22-game hit streak, a season high in the Florida State League.
- Named to the FSL Mid-Season All-Star Team, his 3rd consecutive year receiving Mid-Season All-Star honors.

2016

- Set career highs RBI (57) and BB (67) between Bowling Green (A) and CHA, slashing .282/.389/.386 in 116 games.
- Led the Midwest League with a .429 OBP and named to the MWL Mid-Season All-Star Team.
- Following the season, ranked by *Baseball America* as the No. 18 prospect in the MWL...dubbed as the Best Defensive Shortstop and for having the Best Strike-Zone Discipline in the MWL in its Best Tools survey.

2015

- Named to the New York-Penn League Mid-Season All-Star Team and dubbed Hudson Valley (A) team MVP by the Rays Baseball Operations department.

JAKE CRONENWORTH MLB FIEDLING

Season	Team	Pos	PCT	G	GS	INN	TC	PO	A	E	DP
2020	SD	1B	1.000	10	9	78.0	68	63	5	0	4
2020	SD	2B	.984	38	37	303.1	125	47	76	2	19
2020	SD	3B	1.000	1	0	1.0	1	0	1	0	0
2020	SD	SS	.917	11	3	47.0	12	6	5	1	0
2021	SD	P	.000	1	0	0.2	0	0	0	0	0
2021	SD	1B	.994	24	20	171.1	163	153	9	1	17
2021	SD	2B	.986	94	89	791.1	360	142	213	5	60
2021	SD	SS	.977	41	36	326.2	130	46	81	3	20
Career		P	.000	1	0	0.2	0	0	0	0	0
Career		1B	.996	34	29	249.1	231	216	14	1	21
Career		2B	.986	132	126	1094.2	485	189	289	7	79
Career		3B	1.000	1	0	1.0	1	0	1	0	0
Career		SS	.972	52	39	373.2	142	52	86	4	20

PERSONAL

- Selected out of the University of Michigan, where he played first and second base as a position player. Finished his career with a 3.34 ERA (45 ER, 121.1 IP) and 23 saves in 55 apps (12 starts) on the mound.
- In 2021, said he thought he was the "3rd catcher" on the team's depth chart...in the offseason for the University of Michigan, he would catch their pitcher's bullpens...asked then-Padres Manager Jayce Tingler if he could play all 9 positions in a game...Tingler said "No."
- Attended St. Clair High School (MI) where he played baseball and starred on the hockey team.

JAKE CRONENWORTH



JAKE CRONENWORTH CAREER BATTING

Season	Team	League	AVG	G	AB	R	H	2B	3B	HR	RBI	BB	SO	SB	CS	OBP	SLG	OPS	PA	HBP	SAC	SF	GIDP
2015	HV	A(Short)	.291	51	196	31	57	12	3	1	16	31	59	12	7	.399	.398	.797	234	5	1	1	2
2016	2 Teams	Minors	.282	116	425	81	120	18	7	4	57	67	83	14	8	.389	.386	.775	506	9	2	3	9
2016	BG	A(Full)	.322	81	314	66	101	15	6	3	48	54	57	12	7	.429	.436	.865	380	7	2	3	5
2016	CHA	A(Adv)	.171	35	111	15	19	3	1	1	9	13	26	2	1	.270	.243	.513	126	2	0	0	4
2017	2 Teams	Minors	.274	125	486	73	133	22	5	3	49	66	88	13	6	.364	.358	.722	561	4	1	2	11
2017	CHA	A(Adv)	.268	87	328	58	88	16	5	2	29	47	69	12	5	.364	.366	.730	381	3	1	1	7
2017	MTG	AA	.285	38	158	15	45	6	0	1	20	19	19	1	1	.363	.342	.705	180	1	0	1	4
2018	2 Teams	Minors	.253	115	443	79	112	21	4	4	52	44	74	22	3	.321	.345	.666	496	3	0	6	9
2018	MTG	AA	.254	108	418	75	106	18	4	4	50	43	69	21	3	.323	.344	.667	470	3	0	6	9
2018	DUR	AAA	.240	7	25	4	6	3	0	0	2	1	5	1	0	.269	.360	.629	26	0	0	0	0
2019	2 Teams	Minors	.329	91	356	77	117	27	4	10	45	50	64	12	5	.422	.511	.933	419	10	0	3	4
2019	RAY	ROK	.167	3	12	2	2	1	0	0	0	1	2	0	0	.231	.250	.481	13	0	0	0	0
2019	DUR	AAA	.334	88	344	75	115	26	4	10	45	49	62	12	5	.429	.520	.949	406	10	0	3	4
2020	SD	MLB	.285	54	172	26	49	15	3	4	20	18	30	3	1	.354	.477	.831	192	1	0	1	4
2021	SD	MLB	.266	152	567	94	151	33	7	21	71	55	90	4	3	.340	.460	.800	643	10	3	3	8
Career		MLB	.271	206	739	120	200	48	10	25	91	73	120	7	4	.343	.464	.807	835	11	3	4	12
Career		Minors	.283	498	1906	341	539	100	23	22	219	258	368	73	29	.375	.394	.769	2216	31	4	15	35

JAKE CRONENWORTH CAREER PITCHING

Season	Team	League	W	L	ERA	G	GS	CG	SHO	SV	IP	H	R	ER	HR	HB	BB	SO	WHIP	AVG	AB	WP	GIDP	TBF	NP-S
2019	DUR	AAA	0	0	0.00	7	6	0	0	0	71	4	2	0	0	0	8	9	1.64	.160	25	1	0	34	144/78
2021	SD	MLB	0	0	0.00	1	0	0	0	0	0.2	1	0	0	0	0	0	1	1.50	.500	2	0	0	3	7/5
Career		MLB	0	0	0.00	1	0	0	0	0	0.2	1	0	0	0	0	0	1	1.50	.500	2	0	0	3	7/5
Career		Minors	0	0	0.00	7	6	0	0	0	71	4	2	0	0	0	8	9	1.64	.160	25	1	0	34	144/78

WILD CARD

Season	Team	League	AVG	G	AB	R	H	2B	3B	HR	RBI	BB	SO	SB	CS	OBP	SLG	OPS	PA	HBP	SAC	SF	GIDP
2020	SD	MLB	.625	3	8	4	5	0	1	1	2	2	1	1	0	.750	1.250	2.000	12	2	0	0	0

DIVISION SERIES

Season	Team	League	AVG	G	AB	R	H	2B	3B	HR	RBI	BB	SO	SB	CS	OBP	SLG	OPS	PA	HBP	SAC	SF	GIDP
2020	SD	MLB	.200	3	10	1	2	0	0	0	1	2	4	0	0	.333	.200	.533	12	0	0	0	0

POSTSEASON (COMBINED)

Season	Team	League	AVG	G	AB	R	H	2B	3B	HR	RBI	BB	SO	SB	CS	OBP	SLG	OPS	PA	HBP	SAC	SF	GIDP
2020	SD	MLB	.389	6	18	5	7	0	1	1	3	4	5	1	0	.542	.667	1.208	24	2	0	0	0

CAREER TRANSACTIONS

OPTIONS USED: 0/3

2015 Signed by TB as a seventh-round selection in the First-Year Player Draft, June 19

2019 Acquired by SD from TB along with Tommy Pham in exchange for Hunter Renfroe and Xavier Edwards, December 6



YU DARVISH

11

**RIGHT-HAND
PITCHER**

Height: 6-5 **Bats:** R
Weight: 211 **Throws:** R

[@faridyu](#)
[darvishsefat11](#)

Full Name	Sefat Farid Yu Darvish
Date of Birth	August 16, 1986 in Osaka, Japan
Current Residence	Kobe City, Japan
2022 Opening Day Age	35
MLB Service Time	10.000
MLB Debut	April 9, 2012 vs. SEA (with TEX)
How Obtained	Acquired from CHC along with Victor Caratini in a 7-player trade on December 29, 2020
Contract Status	Signed through 2023

QUICK HITS

TRACK RECORD Earned his 5th-career All-Star selection for the Friars in 2021, 1 of 4 teams to have 5 representatives at the All-Star Game at Coors Field.

MILESTONES Became the fastest pitcher in ML history to 1,500 strikeouts in terms of appearances (197) and innings pitched (1217.0) on June 21, 2021 vs. LAD. He was the 2nd-quickest to the 1,500 strikeout plateau by plate appearances (5,005), trailing only Jacob deGrom (4,978), who accomplished the feat in his final start of '21 (July 7 vs. MIL).

LET'S TALK RATIOS His 10.77 SO/9 IP in 2021 was the highest in a single season in franchise history, while his 4.65 SO/BB ratio was the 3rd-highest in club history, trailing only Kevin Brown in '98 (5.24) and David Wells in '04 (5.05).

SINCE 2012 Entered 2022 ranked 4th among all qualifying ML pitchers since his debut season in 2012 in SO/9.0 IP (11.07), opponents' batting AVG (.218) and H/9.0 (7.29).

YU VOTE FOR ME Finished 2nd behind Trevor Bauer in the 2020 National League Cy Young race, marking the 3rd time in his career in which he's received votes for the accolade (also finished in 2nd in '13 and 9th in '12).

JAPANESE FRIARS Is the 5th Japanese-born player in Padres history, joining Akinori Otsuka, Dave Roberts, Tadahito Iguchi and Kazuhisa Makita

WHERE IT ALL BEGAN Had a seven-year career with the Hokkaido Nippon-Ham Fighters of the Japanese Pacific League in Nippon Professional Baseball (NPB) from 2005-11. Was a two-time Pacific League Most Valuable Player (2007, '09) and one of 10 pitchers in the history of Japanese professional baseball to win multiple MVP awards in a career.

INTERNATIONAL SPOTLIGHT Pitched for Gold Medal-winning Japan teams in the 2009 World Baseball Classic and the 2007 Asian Baseball Championship. Also appeared for Japan in the 2008 Beijing Olympics.

2021 SEASON

- Reached the 30-start plateau for the 4th time in his career (also: 2013 w/ TEX, '17 w/ TEX & LAD and '19 with CHC)... earned his 5th career All-Star selection, 1 of 5 Padres to represent SD but did not travel to Denver due to injury (left hip inflammation).

ACCOLADES

5x All-Star (2012-14, '17 w/ TEX & 2021 w/ SD)

All-MLB First Team (2020, CHC)

National League Pitcher of the Month (July-August 2020, CHC)


Cy Young Voting (2nd in 2020 & '13, 9th in '12)

American League Rookie of the Month (April, TEX)

Baseball America Major League All-Rookie Team (2012, TEX)

- Ranked 2nd on the staff behind Joe Musgrove in a multitude of categories, including starts (30), innings pitched (166.1) and strikeouts (199).
- His 10.77 SO/9 IP was the highest in a single season in franchise history among all qualifying pitchers.
- His 4.65 SO/BB ratio was the 3rd-highest in franchise history, trailing only Kevin Brown in 1998 (5.24) and David Wells in 2004 (5.05)...his 1.09 WHIP was T-11th lowest full-season WHIP in franchise history.
- Beginning with his 2nd start on April 6 vs. SF, Darvish strung together 5 consecutive starts of at least 6.0 IP and 1 earned run-or-fewer from April 6-30, 1 of just 8 pitchers in 2021 to put together such a streak (also: Max Scherzer, Kyle Gibson, Jacob deGrom, Walker Buehler, Brandon Woodruff, Triston McKenzie and Kevin Gausman - Gausman had a 6-game streak)...it was the 2nd-longest such streak of his career, behind only his 7 consecutive starts of 1 earned-or-fewer across 6.0 IP+ in 2020 (July 31-Sept. 4).
- He had a 2.44 ERA through his first 16 starts...in his 14 starts after July 1, he posted a 6.65 ERA...the +4.21 ERA differential among all ML pitchers who threw at least 60.0 IP prior to July 1 and 60.0 IP from July 1 through the end of the season was 10th all-time, trailing only STL's Luis Arroyo in 1955 (+5.28), and the highest since KC's Jason Vargas in 2016...prior to Darvish and Vargas, the highest such ERA increase was DET's Jeff Weaver in 1999 (+4.44).
- Darvish went 0-4 with a 7.36 ERA in July, the highest ERA in a single calendar month in his entire career.
- He made 2 starts and went 2-0 during the Padres 9-0 perfect homestand from May 14-23, tossing a combined 14.0 innings of 1 run ball, striking out 15 and walking none...his 4 H/10 SO/0 BB performance on 5/17 vs. COL preceded Musgrove's 2 H/11 SO/0 BB outing 2 days later, marking the 1st series in SD history in which 2 starters

YU DARVISH



threw 7.0 innings while allowing 4 hits-or-fewer with 0 BB and 10+ SO.

- Also, vs. COL on May 17, Darvish became the 2nd NL pitcher to throw 7.0+ shutout innings with 10+ SO on fewer than 85 pitches since pitches were first tracked in 1988... the other was ATL's Greg Maddux on Sept. 23, 2000 (also exactly 81 pitches).
- On June 21 vs. LAD, he earned his 7th win of the season and became the 1st Padre to strike out 7-or-more consecutive batters in a game since Jake Peavy on Aug. 27, 2007 vs. ARI (also 7 strikeouts)...it was his 197th career game (all starts), and he became the 1st player in ML history to reach 1,500 strikeouts in fewer than 200 games... he was also the fastest in terms of innings pitched (1,216.1).
- Made his 200th career start in his 1st start following the All-Star break on 7/8 vs. WSH, his 1,517 strikeouts through his 1st 200 starts were 4th-most all-time, trailing only Chris Sale (1,628), Pedro Martinez (1,600) and Nolan Ryan (1,574).
- His final winning decision came on Sept. 8 vs. LAA...it was his first winning decision since June 21 vs. LAD, snapping a streak of 10 consecutive starts between winning decisions (0-7, 6.84 ERA).
- Darvish's 13th and final quality start of the campaign came on Sept. 18 at STL in SD's 3-2 defeat, marking the 22nd time in his career he tossed 7.0+ shutout-innings, and just the 6th time he did not factor into a win.
- On Sept. 13 at SF, he allowed 8 earned runs, which were the 2nd-most of his career, behind only the 10 ER he allowed on July 26, 2017 vs. MIA while with TEX...the 4 HR tied for the most he's surrendered in a single outing, with the other 4 HR outing also coming off the bats of the Giants on August 21, 2019...the Giants jumped on Yu early on Sept. 13, to the tune of 5 earned runs in the 1st frame, the most he's allowed in a 1st inning in his career (previous was 4 multiple times).
- Posted a 3.38 ERA at home with 6.75 H/9 compared to a 5.54 ERA with 8.58 H/9 on the road...since he began

his ML career with TEX in 2012, among all pitchers who have tossed at least 500.0 IP in away games, only Clayton Kershaw (6.86) and Max Scherzer (6.89) have allowed fewer H/9.0 IP on the road than Darvish (7.06).

- His 4.38 run support average was 8th-lowest in the majors and 7th-lowest in the NL among all qualifying pitchers...he received 0 runs of support in 5 of his 30 starts, 1-or-fewer 11 times and 2 or-fewer on 19 occasions.
- On 1-pitch at-bats, opponents hit .411 (23-56) vs. Darvish... with 2 strikes, they hit .137 (51-373).
- The 2513 rpm spin rate on his fastball ranked in the 99th percentile, with opponents hitting .153 (18-118) off it with a 34.3% whiff rate.
- Relied on 6 pitches: Cutter (24%), Slider (23%), 4-Seam Fastball (22%), Sinker (8%), Curveball (8%) and Split Finger (5%).

2020

- Finished 2nd behind Trevor Bauer in the NL Cy Young race, going 8-3 with a 2.01 ERA (17 ER/76.0 IP) in 12 starts, including 10 quality starts...he struck out 93 batters and walked just 14, good for a 6.64 SO/BB ratio.
- Among NL pitchers, he ranked 1st in wins, 2nd in ERA and SO/BB ratio, 3rd in IP, T-4th in SO and 4th in WHIP (0.96).
- Earned NL Pitcher of the Month honors for July-August, going 6-1 with a 1.47 ERA (7 ER/43.0 IP) in 7 starts, striking out 52 batters and walking just 8.
- Allowed 1 run-or-fewer in 8 of his 12 starts...tied for the ML lead with 10 quality starts.
- Notched 3 double-digit strikeout games, including 2 games with 11 punch outs.
- Won a career-high 7-straight games in 7 outings from July 31-Sept. 4, posting a 0.98 ERA (5 ER, 46.0 IP) during that time, as well as an opp. AVG of .186 (30-for-161), a strikeout

YU DARVISH

rate of 11.35 per 9 IP (58 total SO), and 8 walks.

- Notched his 1,300th-career strikeout May 25 vs. MIL, becoming the fastest pitcher in ML history to reach the mark, both by batters faced (4,360) and IP (1,052.0).

POSTSEASON: Saddled with the loss in Game 2 of the Wild Card series vs. MIA, getting no runs of support across his 6.2 IP of 5-hit, 2-run ball in CHC's 2-0 defeat.

2019

- Went 6-8 with a 3.98 ERA (79 ER, 178.2 IP) in a team-high tying 31 starts in his 2nd season with CHC...in the 2nd half, posted a 2.76 ERA (25 ER, 81.2 IP) with 118 SO in 13 starts.
- Led all Cubs pitchers with 229 strikeouts (T-7th in the NL)...had 6 games with at least 10 SO, the most by a Cub since Mark Prior had 6 such games in 2005.
- Struck out a single-game franchise-record 8-straight batters, Sept. 17 vs. CIN.
- Did not allow a walk in a career-high 5 straight starts, July 30-August 21, the 1st Cubs starting pitcher to do so since Bill Faul, July 25-August 14, 1965 (also 5 straight starts).
- Walked 2-or-fewer batters in a career-high 18-straight starts from June 10 through season's end...led MLB with a 12.58 SO/BB ratio during that span (151 SO/12 BB)...prior to June 10, had a 1.77 SO/BB ratio (78 SO/44 BB), which was the 6th-worst mark in the majors during that span.
- Finished August 2-1 with a 3.45 ERA (12 ER/31.1 IP) in 5 starts, striking out 42 and walking just 1...became just the 4th pitcher in the last 126 seasons since 1893 to strike out 40-or-more and walk no more than 1 batter in a month.

2018

- Made 8 starts for CHC before his season ended due to injury, as he landed on the 10-day DL with right triceps tendinitis...went 1-3 with a 4.95 ERA (22 ER, 40.0 IP) in his 1st season with the Cubs, walking 21 and striking out 49.
- Made his Cubs debut on March 31 at MIA.
- Underwent arthroscopic debridement surgery on his right elbow on September 12 (performed by Dr. Keith Meister).

2017

- Made 31 starts between TEX and LAD, his most games started since a career-high 32 games in 2013...went a combined 10-12 with a 3.86 ERA (80 ER, 186.2 IP) and 209 strikeouts, his 3rd season with at least 200 strikeouts.
- Acquired by LAD at the July 31 trade deadline in a 4-player trade with TEX...went 4-3 in 9 starts with LAD, posting a 3.44 ERA (19 ER, 49.2 IP) and struck out 61 against 13 BB.
- Notched his 1,000th-career strikeout on Sept. 8 vs. COL... became the fastest pitcher to reach the mark both in terms of games (128) and innings pitched (812.0 IP).

- In 22 starts with the Rangers, he went 6-9 with a 4.01 ERA (61 ER, 137.0 IP).

- Selected to the AL All-Star team for the 4th time, the most by a pitcher in Rangers history...was not eligible to pitch since he started TEX's game on the Sunday prior.

POSTSEASON: Went 2-2 with a 6.14 ERA (10 ER, 14.2 IP) in 4 Postseason starts...was 2-0 with a 1.59 ERA (2 ER, 11.1 IP) in his 1st 2 Postseason outings, including collecting the win in NLCS Game 3 at Wrigley Field (6.1 IP, 6 H, 1 ER)...went on to allow 8 ER in 3.1 IP in 2 World Series starts.

2016

- Was limited to 17 starts due to a pair of DL stints as he returned from Tommy John surgery.
 - Finished 7-5 with a 3.41 ERA (38 ER, 100.1 IP), posting a 1.12 WHIP and 132 SO...averaged 11.8 SO/9.
 - Made his season debut May 28 and went 2-0 with a 2.87 ERA in his first 3 GS...left his start June 8 with right shoulder discomfort...returned July 16.
 - Hit his first-career home run August 24 at Cincinnati.
 - Among pitchers with at least 50.0 IP after the All-Star Break, he ranked 2nd in the majors with 12.01 SO/9.
- POSTSEASON:** Started Game 3 of the ALDS vs. TOR and allowed 5 runs on 5 hits (4 HR) in TEX's 5-3 defeat.

2015

- Missed the entire season after undergoing Tommy John surgery March 17...left his Spring Training start March 5 vs. Kansas City with right triceps tightness.
- Surgery was performed by Dr. James Andrews in Gulf Breeze, Fla...the ligament in Darvish's elbow was replaced with the Palmaris tendon from his right forearm.

2014

- Was Rangers Pitcher of the Year for a 2nd straight season despite making just 22 starts and missing the last 7 weeks due to right elbow inflammation.
- Led staff in SO (182, 10th in AL) and quality starts (14).
- Posted his 1st-career complete game and first shutout on June 11 vs. MIA, a 6-hitter, ending run of 72 starts to begin his career without a complete game.
- Posted 5 scoreless starts of 8.0+ IP, tied with Adam Wainwright for most in MLB (most by a Ranger since 1977).
- Opened season on 15-day DL with neck stiffness after being scratched from scheduled spring start on March 21, missing slated Opening Day outing...also scratched from scheduled start on May 27 at MIN with neck stiffness.
- Placed on the 15-day DL again on August 13 (retroactive to August 10) with right elbow inflammation...shut down for the remainder of the season on Sept. 6.

YU DARVISH



2013

- Was the Rangers Pitcher of the Year...led MLB with 277 SO, the highest total in the AL since 2000, and 11.89 SO/9.
- Allowed the AL's lowest opponent AVG (.194) and fewest H/9 (6.22)...led the Rangers in wins (13).
- Suffered four 1-0 losses, the most in the majors since 1989.
- Was on the DL July 7-21 with a right trapezius strain...was bothered by nerve irritation in his back in September.

2012

- In his 1st ML season, led all rookies with 221 SO and 1911 IP, while tying ARI Wade Miley with 16 wins.
- Set club records for wins and strikeouts by a rookie and had the 3rd-most IP.
- Had the AL's 2nd-best SO/9 ratio (10.4).
- Joined CLE Herb Score in 1955 as the only rookies in AL history with at least 16 wins and 210 strikeouts in a season.
- Defeated SEA in his ML debut on April 9 in Arlington and was 4-0 with a 2.18 ERA in his first 5 starts...earned AL Rookie of the Month honors for April.

POSTSEASON: Made his 1st career Postseason app. and was saddled with the loss in the Wild Card game vs. BAL, tossing 6.2 innings of 3-run ball (2 earned) while striking out 7 and walking none in TEX's 5-1 defeat.

NPB (JAPAN) REVIEW

- Appeared in 7 seasons with the Hokkaido Nippon-Ham Fighters of the Nippon Professional Baseball League...was

- 93-38 with a 1.99 ERA (281 ER, 1268.1 IP) in 167 games (164 starts), posting a 0.98 WHIP, 55 CG, 18 SHO and 1,250 SO.
- Joined the Fighters in 2005 at 18 and led all NPB pitchers from 2005-11 in ERA, wins, innings, opp. AVG and SHO.
- His 1.99 career ERA was lowest among active NPB pitchers (min. 1200.0 IP) at the time he left for MLB.
- Was granted permission by the Fighters to participate in the MLB posting process Dec. 8, 2011...Hokkaido informed MLB December 19 that it had accepted the Rangers' bid... agreed to a deal with Texas January on 18, 2012.

2011

- Went 18-6 with a 1.44 ERA (37 ER/232.0 IP) for Hokkaido in his final season in Japan.
- Led NPB in SO (276), IP, opp. AVG (.190), shutouts, HR/9 IP (0.19), opponent OBP (.229) and SLG (.241).
- His 276 SO were most by a pitcher in NPB since Nomo had 276 in 1993.
- Named Pacific League Monthly MVP in May.

2010

- Went 12-8 with a 1.78 ERA (40 ER/202.0 IP) in 26 games (25 GS)...led all NPB pitchers in ERA for a 2nd straight year, and also had most SO (222) and complete games (10).

2009

- Was named Pacific League MVP and named to PL Best Nine...went 15-5 with a 1.73 ERA (35 ER/182.0 IP) in 23 GS.
- Was 2-1 with a 2.08 ERA (3 ER/13.0 IP) in 5 games (2 GS) for Japan in the World Baseball Classic...was on the mound to finish Japan wins in both the semifinals and finals on March 22-23 at Dodger Stadium.

YU DARVISH

2008

- Went 16-4 with a 1.88 ERA (42 ER, 200.2 IP) in 25 games (24 GS)...named the PL Monthly MVP 3 times: March (1-0, 18.0 scoreless IP), April (4-0, 1.54), and Sept. (5-0, 1.29).
- Won a Pacific League Golden Glove Award for a 2nd straight year.
- Represented Japan at the 2008 Beijing Olympics, going 0-1 with a 5.14 ERA (4 ER, 7.0 IP) and 10 SO in 3 games (1 GS).

2007

- Won his lone career Eiji Sawamura Award, which honors the top starting pitcher in NPB...was also named Pacific League MVP...named to PL's Best Nine, won a Golden

Glove Award, and was an All-Star, all career firsts.

- Went 15-5 with a 1.82 ERA (42 ER/207.2 IP) in 26 starts.
- Pitched for Team Japan that won Gold Medal at the Asian Baseball Championship in Taiwan in December.

2006

- Went 12-5 with a 2.89 ERA (48 ER/149.2 IP) in 25 games (24 starts) in his first full season with Hokkaido, as club won its first Japan Series title since 1961.
- Made 3 Postseason starts, going 2-1 with a 2.01 ERA (5 ER, 22.1 IP), including a win in the 5th and deciding game of Japan Series Championship vs. Chunichi.

YU DARVISH CAREER PITCHING

Season	Team	League	W	L	ERA	G	GS	CG	SHO	SV	IP	H	R	ER	HR	HB	BB	SO	WHIP	AVG	AB	WP	GDP	TBF	NP-S
2012	TEX	MLB	16	9	3.90	29	29	0	0	0	191.1	156	89	83	14	10	89	221	1.28	.220	708	8	12	816	3166/1972
2013	TEX	MLB	13	9	2.83	32	32	0	0	0	209.2	145	68	66	26	8	80	277	1.07	.194	748	7	17	841	3451/2156
2014	TEX	MLB	10	7	3.06	22	22	2	1	0	144.1	133	54	49	13	2	49	182	1.26	.241	551	14	7	605	2312/1484
2016	2 Teams	Minors	1	2	2.33	7	7	0	0	0	27.0	17	10	7	2	0	10	31	1.00	.179	95	1	2	106	405/256
2016	FRI	AA	1	1	2.25	5	5	0	0	0	20.0	14	7	5	1	0	7	24	1.05	.197	71	1	2	79	301/195
2016	RR	AAA	0	1	2.57	2	2	0	0	0	7.0	3	3	2	1	0	3	7	0.86	.125	24	0	0	27	104/61
2016	TEX	MLB	7	5	3.41	17	17	0	0	0	100.1	81	43	38	12	3	31	132	1.12	.214	378	6	3	416	1579/1023
2017	TEX	MLB	6	9	4.01	22	22	0	0	0	137.0	115	63	61	20	5	45	148	1.17	.225	510	9	11	564	2211/1436
2017	LAD	MLB	4	3	3.44	9	9	0	0	0	49.2	44	20	19	7	1	13	61	1.15	.235	187	3	3	202	843/538
2017	2 Teams	MLB	10	12	3.86	31	31	0	0	0	186.2	159	83	80	27	6	58	209	1.16	.228	697	12	14	766	3054/1974
2018	SB	A(Full)	0	0	1.50	2	2	0	0	0	6.0	4	1	1	0	1	6	0.83	.182	22	1	0	23	76/51	
2018	CHC	MLB	1	3	4.95	8	8	0	0	0	40.0	36	24	22	7	4	21	49	1.43	.235	153	2	1	180	740/455
2019	CHC	MLB	6	8	3.98	31	31	0	0	0	178.2	140	82	79	33	11	56	229	1.10	.213	657	11	11	731	2848/1879
2020	CHC	MLB	8	3	2.01	12	12	0	0	0	76.0	59	18	17	5	2	14	93	0.96	.211	280	3	7	297	1153/796
2021	SD	MLB	8	11	4.22	30	30	0	0	0	166.1	138	81	78	28	8	44	199	1.09	.222	623	9	10	681	2769/1821
Career		MLB	79	67	3.56	212	212	2	1	0	1293.1	1047	542	512	165	54	442	1591	1.15	.218	4795	72	82	5333	21072/13560
Career		Minors	1	2	2.18	9	9	0	0	0	33.0	21	11	8	3	0	11	37	0.97	.179	117	2	2	129	481/307

WILD CARD

Season	Team	League	W	L	ERA	G	GS	CG	SHO	SV	IP	H	R	ER	HR	HB	BB	SO	WHIP	AVG	AB	WP	GDP	TBF	NP-S
2012	TEX	MLB	0	1	2.70	1	1	0	0	0	6.2	5	3	2	0	1	0	7	0.75	.208	24	0	0	27	91/59
2020	CHC	MLB	0	1	2.70	1	1	0	0	0	6.2	5	2	2	1	1	2	6	1.05	.217	23	0	1	26	94/69
Career	Multiple	MLB	0	2	2.70	2	2	0	0	0	13.1	10	5	4	1	2	2	13	0.90	.213	47	0	1	53	185/128

DIVISION SERIES

Season	Team	League	W	L	ERA	G	GS	CG	SHO	SV	IP	H	R	ER	HR	HB	BB	SO	WHIP	AVG	AB	WP	GDP	TBF	NP-S
2016	TEX	MLB	0	1	9.00	1	1	0	0	0	5.0	5	5	5	4	1	1	4	1.20	.250	20	0	0	22	84/52
2017	LAD	MLB	1	0	1.80	1	1	0	0	0	5.0	2	1	1	1	1	0	7	0.40	.118	17	0	0	18	74/52
Career	Multiple	MLB	1	1	5.40	2	2	0	0	0	10.0	7	6	6	5	2	1	11	0.80	.189	37	0	0	40	158/104

CHAMPIONSHIP SERIES

Season	Team	League	W	L	ERA	G	GS	CG	SHO	SV	IP	H	R	ER	HR	HB	BB	SO	WHIP	AVG	AB	WP	GDP	TBF	NP-S
2017	LAD	MLB	1	0	1.42	1	1	0	0	0	6.1	6	1	1	1	0	1	7	1.11	.250	24	0	1	25	81/59

WORLD SERIES

Season	Team	League	W	L	ERA	G	GS	CG	SHO	SV	IP	H	R	ER	HR	HB	BB	SO	WHIP	AVG	AB	WP	GDP	TBF	NP-S
2017	LAD	MLB	0	2	21.60	2	2	0	0	0	3.1	9	9	8	2	0	2	0	3.30	.474	19	0	0	22	96/61

YU DARVISH



- Was the Asian Series MVP in Hokkaido's win over Taiwan's La New Bears following the Japan Series.

2005

- Made his NPB debut at the age of 18 on June 15, defeating Hiroshima...became the 12th pitcher in NPB history to earn a win in a pro debut as a rookie straight out of high school.

PERSONAL

- Married to the former Seiko Yamamoto and has 6 children: 5 sons and 1 daughter.
- Attended Tohoku High School in northern Sendai, a school which also produced MLB pitchers Kazuhiro Sasaki and Takashi Saito...had a 1.10 ERA in his high school career,

and pitched a no-hitter against Kumamoto Technical High School in the 1st round of the National High School Baseball Invitational Tournament on March 26, 2004.

- Drafted by the Fighters in the first round on November 17, 2004 and signed on December 17.
- The Space 11 Darvish Museum, which contains over 100 items related to Darvish as well as interactive displays, opened in Kobe, Japan in November 2013.
- Had a mural painted of him in the Convoy District in Kearny Mesa by Ground Floor Murals

POSTSEASON (COMBINED)

Season	Team	League	W	L	ERA	G	GS	CG	SHO	SV	IP	H	R	ER	HR	HB	BB	SO	WHIP	AVG	AB	WP	GIDP	TBF	NP-S
2012	TEX	MLB	0	1	2.70	1	1	0	0	0	6.2	5	3	2	0	1	0	7	0.75	.208	24	0	0	27	91/59
2016	TEX	MLB	0	1	9.00	1	1	0	0	0	5.0	5	5	5	4	1	1	4	1.20	.250	20	0	0	22	84/52
2017	LAD	MLB	2	2	6.14	4	4	0	0	0	14.2	17	11	10	4	1	3	14	1.36	.283	60	0	1	65	251/172
2020	CHC	MLB	0	1	2.70	1	1	0	0	0	6.2	5	2	2	1	1	2	6	1.05	.217	23	0	1	26	94/69
Career	Multiple	MLB	2	5	5.18	7	7	0	0	0	33.0	32	21	19	9	4	6	31	1.15	.252	127	0	2	140	520/352

ALL STAR

Season	Team	League	W	L	ERA	G	GS	CG	SHO	SV	IP	H	R	ER	HR	HB	BB	SO	WHIP	AVG	AB	WP	GIDP	TBF	NP-S
2014	AL	MLB	0	0	0.00	1	0	0	0	0	1.0	0	0	0	0	0	0	1	0.00	.000	3	0	0	3	14/8

CAREER TRANSACTIONS

OPTIONS USED: 0/3

- 2012 Purchased by TEX from Nippon Ham Fighters (Japan Pacific), January 18
- 2017 Acquired by LAD from TEX in exchange for A.J. Alexy, Brendon Davis and Willie Calhoun, July 31
- 2018 Signed by CHC as a Major League free agent, February 13
- 2020 Acquired by SD from CHC along with Victor Caratini in exchange for Owen Caissie, Ismael Mena, Reginald Preciado, Yeison Santana and Zach Davies, December 29



ANGEL FELIPE

NRI

Height: 6-5

Bats: R

Weight: 256

Throws: R

angelfelipe_1

@angelfelipe97

78

**RIGHT-HAND
PITCHER**

Full Name	Angel Alberto Felipe
Date of Birth	August 30, 1997 in Villa Mella, Dominican Republic
Current Residence	Bani, Dominican Republic
2022 Opening Day Age	24
MLB Service Time	0.000
How Obtained	Signed as a minor league free agent on January 4, 2022
Contract Status	Signed through 2022

QUICK HITS

- Joins the Padres after 6 seasons in the Tampa Bay Rays farm system from 2015-2021, having made 93 appearances (6 starts) with a 4.89 ERA and a 9.82 SO/9 IP ratio.
- Allowed just 1 home run to the first 496 batters he faced across 57 appearances to begin his professional career from 2015-19. Allowed 4 home runs to the 274 batters he faced in 36 outings in 2021.

2021 SEASON

- Split the season between Single-A Charleston and Bowling Green...went a combined 3-0 and converted 8 of his 10 save opportunities, along with a 2.59 ERA (18 ER, 62.2 IP) and a .221 opp. AVG across 36 relief appearances.
- Began the season with CSC and converted 7 of his 8 save opportunities with a 1.42 ERA (6 ER, 28.0 IP).
- Allowed just 1 earned run through his first 10 appearances (0.47 ERA) with 28 strikeouts against 5 BB from May 5-June 16.
- Gave up just 1 HR with CSC, which came in his 6th appearance of the season (May 28 vs. Fayetteville)...still recorded his first save of the season, the 3rd of his career and his first since 2017 with the Gulf Coast League Rays.
- Promoted to BG on Aug. 1, where he competed for the remainder of the season.
- Allowed an earned run in back-to-back outings just 3 times, including his 2nd and 3rd outings with BG...issued career highs in earned runs (5) and walks (5) in his 3rd outing on Aug. 8 at Wilmington.
- Worked 2.0 innings-or-more in 6 consecutive outings to finish off August from Aug. 12-29, allowing just 2 ER (1.49 ERA).
- On the season, worked 2.0 IP-or-more in 19 of his 36 appearances, and allowed 1 or fewer earned runs in 30 of his 36 app.

2020

- Did not pitch due to the COVID-19 pandemic and was not a part of the Rays' 60-man player pool at their alternate training site.

2019

- Spent the entire campaign with the Advanced Rookie-Level Princeton Rays, going 3-4 with a 4.45 ERA (15 ER, 30.1 IP) across 15 relief appearances.
- Worked 3.0-hitless innings and earned the win in his season debut on June 20 at Danville.
- Allowed 2 unearned runs on 2 hits and a walk across a career-high-tying 4.0 innings on July 5 vs. Danville (also pitched 4.0 innings on June 11, 2016 with the DSL Rays (R)).
- Did not allow an earned run from Aug. 1-16, surrendering just 5 hits across the 9.0 IP.
- Posted a 5.63 ERA in his 3 June appearances, a 5.79 ERA across his 5 July 5 appearances, and a 2.77 ERA in his 7 August appearances.

2015-18

- Spent all of **2018** with the Gulf Coast League Rays for the second consecutive season, going 1-1 with a 6.17 ERA (16 ER, 23.1 IP) with 26 SO and 15 BB in 12 relief appearances.
- Spent the entire **2017 season** with the Gulf Coast League Rays, going 0-2 with a 14.25 ERA (19 ER, 12.0 IP) with 14 SO against 18 BB in 10 relief appearances.
- Spent all of **2016** with the Dominican Summer League Rays for the second consecutive season...made 13 total appearances, and his 6 starts were the only starts made in his professional career...went 1-3 with a 4.15 ERA (12 ER, 26.0 IP) with 18 SO and 21 BB.
- Made his professional debut in **2015** with the Dominican Summer League Rays, making 7 relief appearances (9.1 IP, 8.68 ERA).

ANGEL FELIPE

NRI



ANGEL FELIPE CAREER PITCHING

Season	Team	League	W	L	ERA	G	GS	CG	SHO	SV	IP	H	R	ER	HR	HB	BB	SO	WHIP	AVG	AB	WP	GIDP	TBF	NP-S
2015	DSL TB	ROK	1	2	8.68	7	0	0	0	0	9.1	4	10	9	0	1	13	6	1.82	.129	31	12	0	46	113/45
2016	DSL TB	ROK	1	3	4.15	13	6	0	0	1	26.0	23	19	12	0	3	21	18	1.69	.258	89	14	8	116	221/127
2017	RAY	ROK	0	2	14.25	10	0	0	0	1	12.0	19	19	19	1	2	18	14	3.08	.358	53	6	0	73	146/76
2018	RAY	ROK	1	1	6.17	12	0	0	0	0	23.1	30	17	16	0	2	15	26	1.93	.309	97	9	0	117	226/152
2019	PRN	ROA	3	4	4.45	15	0	0	0	0	30.1	23	23	15	0	4	24	36	1.55	.198	116	8	3	144	545/313
2021	2 Teams	Minors	3	0	2.59	36	0	0	0	8	62.2	51	25	18	4	6	33	78	1.34	.221	231	14	10	274	968/614
2021	CSC	A	2	0	1.42	21	0	0	0	7	38.0	31	8	6	1	4	17	45	1.26	.223	139	7	6	162	566/362
2021	BG	A+	1	0	4.38	15	0	0	0	1	24.2	20	17	12	3	2	16	33	1.46	.217	92	7	4	112	402/252
Career		Minors	9	12	4.89	93	6	0	0	10	163.2	150	113	89	5	18	124	178	1.67	.243	617	63	21	770	2219/1327

CAREER TRANSACTIONS

OPTIONS USED: 0/3

- 2015 Signed by TB as an international free agent, June 15
- 2022 Signed by SD as a minor league free agent, January 4



HEATH FILLMYER

NRI

47

**RIGHT-HAND
PITCHER**

Height: 6-1 **Bats: R**
Weight: 201 **Throws: R**

@hfillmyer08

hfillmyer08

Full Name	Heath Devon Fillmyer
Date of Birth	May 16, 1994 in Roebling, New Jersey
Current Residence	Roebling, New Jersey
2022 Opening Day Age	27
MLB Service Time	0.155
MLB Debut	June 24, 2018 vs. HOU (with KC)
How Obtained	Signed as a minor league free agent on November 15, 2021
Contract Status	Signed through 2022

QUICK HITS

- Went 2-1 and posted a 1.66 ERA through his final 5 starts of 2021 for Triple-A Columbus in CLE's organization, allowing 1 earned run-or-fewer 4 times and 3 earned in the other outing.
- Posted a 4.26 ERA in 17 appearances in 2018 for KC, ranking 6th among all American League rookies (min. 13 starts).
- Made a total of 29 big league appearances (16 starts) for the Royals from 2018-19. Made a total of 139 MLB appearances (116 starts) in the KC, OAK and CLE systems from 2014-21.

2021 SEASON

- Signed by ARI as a minor league free agent on March 19 before being released on March 29.
- Signed by CLE to a minor league contract on May 30 and went on to make 21 appearances (16 starts) for Columbus (AAA), going 4-7 with a 6.18 ERA and 79 SO against 37 BB.
- Went 3-7 with a 5.67 ERA (47 ER, 74.2 IP) as a starter versus going 1-0 with a 10.80 ERA (10 ER, 8.1 IP) in relief.
- Finished off the season with a 1.66 ERA in his 5 September/October appearances...in the prior months, posted a 7.88 ERA with a .317 opp. AVG, a 7.48 ERA in 6 June appearances (3 starts), a 7.48 ERA with a .261 opp. AVG in 5 July appearances (all starts) and a 9.50 ERA with a .320 opp. AVG in 5 August appearances (3 starts).
- Tossed 5.0-shutout innings of 1-hit ball on July 1 at Toledo followed by 6.0-shutout innings of 3-hit ball in his next outing on July 7 vs. Indianapolis...allowed 3 hits across 6.0-shutout innings on September 4 vs. St. Paul.

2020

- Part of the Royals' 60-man player pool at their alternate site during the regular season...did not appear in a game... released on August 18.

2019

- Split the season between the Royals' big league squad, Omaha (AAA) and the AZL Royals.
- Was recalled by KC on 3 occasions and made 12 appearances (3 starts) for the Royals, going 0-2 with a 8.06 ERA (20 ER, 22.1 IP)...he had a 15-to-12 SO/BB ratio and allowed 6 long balls.

ACCOLADES

MiLB.com Organization All-Star (2017, OAK)

- Spent the majority of the season with OMA, going 2-3 with a 5.11 ERA (28 ER, 49.1 IP) in 19 appearances (10 starts).
- Placed on the 7-day Injured List on May 29 before making 2 scoreless starts (3.0 total IP) on a rehab assignment with the AZL Royals from July 12-19.
- Recalled by KC on Sept. 1 and spent the remainder of the season with the big league club.
- Designated for assignment on January 22, 2020 before clearing waivers and being outrighted to OMA.

2018

- Opened the year with Omaha (AAA), but was recalled on June 19 and spent the remainder of the season in the big leagues, making his debut on June 24.
- Went 2-1 with a 1.27 ERA (3 ER, 21.1 IP) and .203 opp. AVG (15-for-74) in 3 Interleague starts...his ERA was the second lowest by a Royal in Interleague play (min. 3 starts), trailing only Edinson Vólquez's 0.84 ERA (3 ER, 32.1 IP) in 2016.
- His 4.26 ERA (39 ER, 82.1 IP) in 17 appearances ranked 6th among American League rookies (min. 13 starts).
- Had 6 starts of at least 6.0 innings and 2 runs-or-fewer, 1 behind teammate Brad Keller and BAL's David Hess (7 each) for the most such starts among AL rookies.
- Earned his 1st ML win on Aug. 8 vs. the Cubs, recording 7.0 shutout IP on 3 hits...at 24 years, 84 days, he was the 3rd-youngest Royal to win with 7.0 shutout IP in an Interleague game, trailing only: the late Yordano Ventura (May 19, 2015 vs. CIN and Zack Greinke (June 8, 2004 vs. Montreal).
- 4 of his first 5 ML app. were in relief, including his debut on June 24 at HOU, where he allowed just 2 runs on 3 hits in 4.0 IP...he became the 1st Royal to record at least 4.0 IP of relief in his ML debut since Dusty Hughes on Sept. 6, 2009.
- Joined the starting rotation on July 23, his first of 12 straight starts through season's end, in which he went 4-1.
- Went 3-1, 3.89 ERA (16 ER in 37 IP) over his final 6 GS.
- Recorded at least 7.0 innings in each of his final 3 starts: Sept. 13 vs. MIN (4 ER in 7.1 IP), Sept. 19 at PIT (2 ER in 7 IP) and Sept. 26 at CIN (1 ER in 7.1 IP)...collected a career high 9 strikeouts in his final start, at CIN.
- Doubled home a run in his Sept. 26 start at CIN, becoming

HEATH FILLMYER

NRI



the 1st KC rookie hurler to collect an XBH since Tim Lincecum doubled at Wrigley Field on July 19, 1999.

- Posted a 4-5 record and a 5.75 ERA (43 ER in 671 IP) in 13 starts at Omaha, despite holding opponents to three earned runs-or-fewer in 8 of those outings.

2017

- Spent the year at Midland (AA), going 11-5 with a 3.49 ERA (58 ER, 149.2 IP)...tied for the Texas League lead in starts (29), T-2nd in wins and was 5th in ERA and IP.
- Tabbed an Organization All-Star by MiLB.com following the season...his 11 victories led all A's farmhands.
- Matched a career high with 9 strikeouts over 6.0 scoreless innings in a 6-2 win vs. Frisco on June 13.

2016

- Went 7-6 with a 3.29 ERA (49 ER in 134.0 IP) in 26 appearances (24 starts) between Stockton (A) and Midland in Oakland's organization...ranked 6th in the A's farm system in SO (118), 9th in IP and 10th in ERA.
- Allowed just 7 HR – all solo – in 134.0 IP (0.5 HR/9).
- Set a career high with 9 SO on June 13 vs. Modesto.

2015

- Went 3-13 with a 4.98 ERA (55 ER in 99.1 IP) in 23 app. (22 starts) with Beloit (A), in his first full season in the minors.
- Placed on the 7-day DL on April 30 with a strained right elbow...reinstated on May 24.
- Dropped his first 9 decisions, before earning his 1st victory on July 20 in a 5-1 victory over Clinton.

2014

- Made his professional debut with the AZL Athletics, going 1-0 with a 2.79 ERA (3 ER, 9.2 IP) across 6 relief appearances.

PERSONAL

- Graduated from Florence High School (N.J.), before attending Mercer County Community College (N.J.).
- Went 9-0 with a 0.68 ERA (5 ER in 66.0 IP) during his sophomore year at MCCC, leading school to the Junior College World Series...originally an infielder, he pitched less than 10 innings as a freshman.

HEATH FILLMYER CAREER PITCHING

Season	Team	League	W	L	ERA	G	GS	CG	SHO	SV	IP	H	R	ER	HR	HB	BB	SO	WHIP	AVG	AB	WP	GDP	TBF	NP-S
2014	ATH	ROK	1	0	2.79	6	0	0	0	0	9.2	5	3	3	0	0	5	10	1.03	.147	34	4	2	39	77/54
2015	BEL	A(Full)	3	13	4.98	23	22	0	0	0	99.1	112	61	55	10	6	56	77	1.69	.297	377	10	9	444	1018/677
2016	2 Teams	Minors	7	6	3.29	26	24	1	1	0	134.0	132	64	49	7	5	39	118	1.28	.253	522	11	10	573	1967/1274
2016	STK	A(Adv)	5	6	3.60	18	16	0	0	0	95.0	101	53	38	4	5	31	89	1.39	.264	383	8	4	425	1466/942
2016	MID	AA	2	0	2.54	8	8	1	1	0	39.0	31	11	11	3	0	8	29	1.00	.223	139	3	6	148	501/332
2017	MID	AA	11	5	3.49	29	29	0	0	0	149.2	158	66	58	19	6	51	115	1.40	.272	580	16	15	639	2423/1552
2018	OMA	AAA	4	5	5.75	13	13	0	0	0	67.1	82	46	43	5	1	28	47	1.63	.303	271	2	5	306	1168/726
2018	KC	MLB	4	2	4.26	17	13	0	0	0	82.1	78	41	39	11	2	32	57	1.34	.255	306	3	12	344	1328/805
2019	2 Teams	Minors	2	3	4.82	21	12	1	0	0	52.1	51	28	28	8	5	27	52	1.49	.258	198	2	4	231	908/549
2019	ROY	ROK	0	0	0.00	2	2	0	0	0	3.0	3	0	0	0	0	1	1	1.33	.273	11	0	0	12	17/13
2019	OMA	AAA	2	3	5.11	19	10	1	0	0	49.1	48	28	28	8	5	26	51	1.50	.257	187	2	4	219	891/536
2019	KC	MLB	0	2	8.06	12	3	0	0	0	22.1	28	20	20	6	3	12	15	1.79	.308	91	1	0	109	453/265
2021	COL	AAA	4	7	6.18	21	16	0	0	0	83.0	85	57	57	17	3	37	79	1.47	.265	321	3	7	361	1444/906
Career		MLB	4	4	5.07	29	16	0	0	0	104.2	106	61	59	17	5	44	72	1.43	.267	397	4	12	453	1781/1070
Career		Minors	32	39	4.43	139	116	2	1	0	595.1	625	325	293	66	26	243	498	1.46	.271	2303	48	52	2593	9005/5738

CAREER TRANSACTIONS

OPTIONS USED: 2/3

- 2014 Signed by OAK as a fifth-round selection in the First-Year Player Draft, June 30
- 2018 Acquired by KC along with RHP Jesse Hahn from OAK in exchange for DH Brandon Moss, LHP Ryan Buchter and cash, January 29
- 2021 Signed by ARI as a minor league free agent, March 19
- Signed by CLE as a minor league free agent, May 20
- Signed by SD as a minor league free agent, November 15



LUIS GARCÍA

66

**RIGHT-HANDED
PITCHER**

Height: 6-2

Bats: R

Weight: 244

Throws: R

luisgarcia57

Full Name	Luis Amado García
Date of Birth	January 30, 1987 in Santo Domingo, Dominican Republic
Current Residence	Santo Domingo, Dominican Republic
2022 Opening Day Age	35
MLB Service Time	6.007
MLB Debut	July 10, 2013 vs. WSH (with PHI)
How Obtained	Signed as a Major League free agent on December 1, 2021
Contract Status	Signed through 2023

QUICK HITS

- Signed by the Padres as a Major League free agent on December 1, 2021.
- Played parts of 9 big league seasons between PHI (2013-18), LAA (2019), TEX (2020) and STL (2021).
- Luis' nickname is "Amadito," and Garcia's father's name is Amador, so it means "Little Amado" in English. Amado is also Garcia's middle name.
- In 2021, he relied on 4 pitches: sinker (58.3%) slider (28.7%) split finger (11.8%), and 4-seam fastball (1.2%). Against his slider, opponents hit .148 and slugged .185.
- His fastball velocity ranked in the 99th percentile in the Majors in 2021. Both his sinker and 4-seam fastball averaged 98.3 mph.

2021 SEASON

- Went 1-1 with a 3.24 ERA (12 ER, 33.1 IP), 0.99 WHIP and 34 SO against 8 BB over 34 appearances with STL.
- Among all NL pitchers with a least 30 appearances, his 34 baserunners allowed tied for 3rd fewest.
- Allowed just two home runs in 135 batters faced.
- Prior to being signed as a minor league free agent by STL on July 9, he appeared in 18 games with the New York Yankees' Triple-A affiliate (Scranton/Wilkes-Barre), posting a 3.63 ERA (7 ER, 17.1 IP) with 19 SO and 3 BB allowed.
- Relied on four pitches: sinker (58.3%) slider (28.7%) split finger (11.8%), and 4-Seam Fastball (1.2%)...against his slider, opponents hit just .148 and slugged .185.
- His fastball velocity ranked in the 99th percentile in MLB in 2021...his sinker and 4-seam fastball averaged at 98.3 mph.
- His 4.25 SO/BB ratio, 0.99 WHIP, and 32.1 swing-and-miss % all ranked 3rd on the Cardinals' pitching staff.

2020

- Went 0-2 with a 7.56 ERA (7 ER/8.1 IP) in 11 appearances (2 starts) for the Rangers...originally signed by TEX as a minor league free agent on Jan. 9, 2020.
- Both starts came as an 'opener' on September 1 @ HOU (1.0 SHO IP) and September 11 vs. OAK (L, 0.0 IP, 4 R-ER).
- Contract was selected from Alternate Training Site on

ACCOLADES

MiLB.com Organization All-Star (2013-14, PHI)

International League Mid-Season All-Star (2014, Lehigh Valley)

August 18...had been assigned to ATS on July 19 near the end of Summer Camp.

- Designated for assignment on September 15...cleared waivers and elected free agency on September 18.

2019

- Was on the Angels' Opening Day roster and ranked among staff leaders in appearances (3rd, 64) and holds (4th, 6)...opponents hit .257 overall, posting nearly identical splits vs. LHB (.255) and RHB (.260).
- Surrendered a career-worst 1.89 HR/9 IP (12 HR/60.0 IP), the highest rate among qualified LAA relievers and 7th-highest in the American League.
- Allowed 11 of 26 (42.3%) inherited runners to score...issued 3+ ER in 5 appearances, including a season-high 5 ER on July 31 vs. DET.
- Posted a 2.25 ERA (4 ER/16.0 IP) in 18 outings before lading on the Injured List (May 13-25) due to a lumbar spine spasm, which included a rehab appearance with High-A Inland Empire on May 13 (1.0 IP, 0 R-ER).
- Earned the win in 1st appearance following the IL stint on May 26 vs. TEX (1.0 IP, 1 H, 0 R-ER, 2 SO), but compiled a 5.20 ERA (26 ER/45.0 IP) in final 45 outings from May 27 until the end of the season.
- Made his 1st career Major League start on May 30 @ SEA as an 'opener' (1.0 IP, 1 H, 0 R-ER, 0 BB, 0 SO).
- Was scoreless in 15 of final 20 G (5 ER, 19.2 IP) with opponents slashing .217/.325/.362/.688 over that stretch...had season highs of 2.0 IP twice and 3 SO on 3 occasions.
- Elected free agency on October 28.

2018

- Made Opening Day roster with Phillies for second time in career (also: 2015).
- Ranked 5th among NL relievers with inherited runners stranded rate of 80.6% (29/37).
- Missed over 1 month on IL with right wrist strain and had rehab assignment at Triple-A Lehigh Valley and Double-A

LUIS GARCÍA



Reading.

- Matched career high with 4 strikeouts on July 24 vs. LAD... struck out 28 batters in final 20.2 IP (26 appearances).

2017

- With Phillies, finished 3rd among NL relievers with rate of 0.38 home runs allowed per nine innings, and he set career bests in ERA (2.65) and innings pitched (71.1).
- Went 31.0 consecutive innings without allowing a homer from May 25-August 4 (36.2 IP).
- Had career-high 21.2 inn. scoreless streak June 14-July 29 (18 games)...longest single season streak for a PHI reliever since Larry Andersen's club relief record 32.2 IP in 1984.

2016

- Appeared in 17 games for Phillies across 4 stints in Majors.
- Was with Triple-A Lehigh Valley for majority of season... became LV's all-time saves leader with 38th Triple-A save July 30 @ Rochester.

2015

- In 1st full season in Majors with Phillies, set career highs in games (72), strikeouts (63) and wins (4)...posted 1.14 ERA (4 ER, 31.2 IP) against NL East opponents, the lowest mark among all MLB relievers (min. 30 IP).
- Had a 2.09 ERA (15 ER, 64.2 IP) in 68 of 72 appearances, and he allowed 11 ER in 2.0 innings in other 4 games.
- Earned his 1st ML save on May 17 vs. ARI (2.0 IP), and it was the 1st save of 2.0-or-more innings by a Phillies pitcher since Ryan Madson, Sept. 29, 2009 vs. HOU.

2014

- Had 4 stints with Phillies but spent majority of season with Triple-A Lehigh Valley.
- Did not allow a run across final 6 ML appearances (6.2 IP) and held opponents to a .095 (2-for-21) average.
- Finished tied for International League lead in saves (22)... was selected to IL All-Star Team and earned Paul Owens Award as best pitcher in PHI minors system.

2006-13

In **2013**, made MLB debut with Phillies July 10 vs. WSH and worked 1.0 scoreless inning...fanned Ryan Zimmerman for 1st career SO in that appearance...had 6 straight scoreless appearances to begin Major League career (7.2 IP) and earned 1st ML win in final appearance of season Sept. 28 at ATL with 2.0 shutout frames...in **2012**, appeared in 9 games for Newark of the independent Can-Am League, all in June...did not pitch professionally in **2011**...opened the **2010** season with Single-A Potomac and transferred to Single-A Hagerstown on June 2, where he spent the remainder of the season...began the **2009** season with Great Lakes (Dodgers A) and did not allow an ER over his first 11.2 innings...traded to the Washington Nationals on August 30 and pitched in 2 games for Potomac in September...in **2008**, spent the year with Rookie-Level Ogden, and 5 of his 21 appearances were scoreless (71%)...in **2007**, pitched for the Gulf Coast League Dodgers (R), and he began his pro career in **2006** with the Dominican Summer League Dodgers.

PERSONAL

- Attended Escuela José Bordas Valdez (Santo Domingo, D.R.), where he played baseball, basketball and volleyball.
- Enjoys spending time at farms and relaxing by the river.
- Pitched for Estrellas de Oriente in Dominican Winter League following 2013, 2014 and 2016 seasons...did not pitch professionally in 2011.
- Spent 2012 with Newark Bears in independent Canadian-American Association.

LUIS GARCÍA

LUIS GARCÍA CAREER PITCHING

Season	Team	League	W	L	ERA	G	GS	CG	SHO	SV	IP	H	R	ER	HR	HB	BB	SO	WHIP	AVG	AB	WP	GIDP	TBF	NP-S
2006	DSL DOD	ROK	2	1	4.32	11	6	0	0	0	33.1	28	21	16	1	3	20	16	1.44	.219	128	8	2	153	264/163
2007	DGR	ROK	3	0	3.55	12	0	0	0	0	25.1	29	11	10	0	2	17	17	1.82	.293	99	8	2	121	217/138
2008	OGD	ROK	3	0	2.40	21	2	0	0	9	30.0	22	14	8	1	2	17	37	1.30	.193	114	4	2	135	266/190
2009	2 Teams	Minors	6	3	2.76	36	0	0	0	5	75.0	68	27	23	5	1	16	62	1.12	.235	289	7	4	309	509/425
2009	GL	A(Full)	5	3	2.92	34	0	0	0	5	71.0	68	27	23	5	1	15	55	1.17	.245	277	7	4	296	479/399
2009	POT	A(Adv)	1	0	0.00	2	0	0	0	0	4.0	0	0	0	0	0	1	7	0.25	.000	12	0	0	13	30/26
2010	2 Teams	Minors	4	4	4.83	32	0	0	0	0	59.2	69	42	32	3	5	27	46	1.61	.294	235	12	4	278	481/349
2010	HAG	A(Full)	4	4	3.88	26	0	0	0	0	51.0	48	25	22	3	5	17	43	1.27	.250	192	10	4	221	385/295
2010	POT	A(Full)	0	0	10.38	6	0	0	0	0	8.2	21	17	10	0	0	10	3	3.58	.488	43	2	0	57	96/54
2013	3 Teams	Minors	2	2	1.51	33	0	0	0	11	41.2	30	7	7	3	1	12	41	1.01	.200	150	4	6	163	455/308
2013	CLR	A(Adv)	0	1	1.37	14	0	0	0	7	19.2	15	3	3	2	1	5	20	1.02	.208	72	0	2	78	138/113
2013	REA	AA	2	1	2.45	11	0	0	0	1	11.0	10	3	3	1	0	3	13	1.18	.250	40	2	4	43	164/100
2013	LHV	AAA	0	0	0.82	8	0	0	0	3	11.0	5	1	1	0	0	4	8	0.82	.132	38	2	0	42	153/95
2013	PHI	MLB	1	1	3.73	24	0	0	0	0	31.1	27	15	13	3	1	23	23	1.60	.237	114	3	6	138	550/306
2014	LHV	AAA	2	1	0.96	39	0	0	0	22	46.2	35	8	5	0	1	16	52	1.09	.205	171	6	3	189	701/438
2014	PHI	MLB	1	0	6.43	13	0	0	0	0	14.0	14	12	10	2	0	13	12	1.93	.255	55	4	1	69	285/167
2015	PHI	MLB	4	6	3.51	72	0	0	2	66.2	72	28	26	4	0	37	63	1.64	.275	262	6	9	304	1154/688	
2016	LHV	AAA	6	3	2.14	48	0	0	0	13	54.2	38	13	13	3	5	24	53	1.13	.203	187	8	9	219	809/503
2016	PHI	MLB	1	1	6.46	17	0	0	0	0	15.1	21	11	11	2	1	8	14	1.89	.318	66	2	0	76	292/171
2017	LHV	AAA	0	0	5.79	4	1	0	0	1	4.2	5	3	3	0	0	5	7	2.14	.263	19	0	0	24	91/51
2017	PHI	MLB	2	5	2.65	66	0	0	0	2	71.1	61	22	21	3	0	26	60	1.22	.229	266	9	8	295	997/623
2018	2 Teams	Minors	0	1	15.43	3	0	0	0	0	2.1	6	4	4	3	0	0	4	2.57	.462	13	1	0	13	53/34
2018	REA	AA	0	1	27.00	1	0	0	0	0	0.2	3	2	2	2	0	0	1	4.50	.600	5	0	0	5	26/14
2018	LHV	AAA	0	0	10.80	2	0	0	0	0	1.2	3	2	2	1	0	0	3	1.80	.375	8	1	0	8	27/20
2018	PHI	MLB	3	1	6.07	59	0	0	0	1	46.0	49	31	31	4	4	18	51	1.46	.271	181	7	5	204	764/476
2019	IE	A(Adv)	0	0	0.00	1	0	0	0	0	1.0	0	0	0	0	0	0	3	0.00	.000	3	0	0	3	13/9
2019	LAA	MLB	2	1	4.35	64	2	0	0	1	62.0	61	35	30	13	5	33	57	1.52	.257	237	7	9	278	1053/632
2020	TEX	MLB	0	2	7.56	11	2	0	0	0	8.1	10	9	7	1	0	9	11	2.28	.278	36	2	1	45	184/102
2021	SWB	AAA	1	2	3.63	18	0	0	0	11	17.1	16	8	7	2	0	3	19	1.10	.246	65	3	1	69	235/157
2021	STL	MLB	1	1	3.24	34	0	0	0	2	33.1	25	12	12	2	1	8	34	0.99	.202	124	3	0	135	501/332
Career	MLB	MLB	15	18	4.16	360	4	0	0	8	348.1	340	175	161	34	12	175	325	1.48	.254	1341	43	39	1544	5780/3497
Career	Minors	Minors	29	17	2.94	258	9	0	0	72	391.2	346	158	128	21	20	157	357	1.28	.235	1473	61	33	1676	4094/2765

DIVISION SERIES

Season	Team	League	W	L	ERA	G	GS	CG	SHO	SV	IP	H	R	ER	HR	HB	BB	SO	WHIP	AVG	AB	WP	GIDP	TBF	NP-S
2021	STL	MLB	0	0	0.00	1	0	0	0	0	1.2	1	0	0	0	0	1	0	1.20	.167	6	0	0	7	27/16

CAREER TRANSACTIONS

OPTIONS USED: 3/3

- 2004 Signed by LAD as an international free agent, January 22
- 2009 Acquired by WSH along with a PTBNL (LHP Victor Garate) from LAD in exchange for INF Ronnie Belliard, August 30
- 2013 Signed by PHI as a minor league free agent, March 25
- 2018 Acquired by LAA from PHI in exchange for LHP Jose Alvarez, December 6
- 2020 Signed by TEX as a minor league free agent, January 9
- Signed by NYY as a minor league free agent, December 18
- 2021 Signed by STL as a minor league free agent, July 9
- Signed by SD as a major league free agent, December 1



MACKENZIE GORE



Height: 6-2 Bats: L
Weight: 192 Throws: L

@Mgore181
 mgorel_

1
**LEFT-HANDED
PITCHER**

Full Name	Mackenzie Evan Gore
Date of Birth	February 24, 1999 in Wilmington, North Carolina
Current Residence	Whiteville, North Carolina
2022 Opening Day Age	23
MLB Service Time	0.000
How Obtained	Signed as a first-round selection (third overall) in the 2017 First-Year Player Draft
Contract Status	Signed through 2022

QUICK HITS

- Entered 2022 as the No. 59 prospect in all of baseball by The Athletic, No. 80 by ESPN and No. 86 by MLB Pipeline.
- Chose No. 1, the number he wore growing up and in high school, where he led Whiteville High (NC) to 3 state titles in 4 years. As a senior, he went 11-0 with a 0.19 ERA (2 ER), 2 saves and 158 SO against 5 BB over 74.1 IP.
- In a start during his senior season, the 2016-17 Gatorade National Baseball Player of the Year tossed 5.0 perfect innings, striking out all 15 batters faced.
- Has gone hunting before with fellow left-hander Madison Bumgarner. Both players hail from small towns in North Carolina (Gore from Wilmington and Bumgarner from Hickory), and Bumgarner was his favorite pitcher growing up.

2021 SEASON

- Made a total of 12 starts between El Paso (AAA), San Antonio (AA), Fort Wayne (A) and the Arizona Complex League (R), going 1-3 with a 3.93 ERA (22 ER, 50.1 IP) and 10.91 SO/9 IP...his 2.18 SO/BB (61/28) was a career-low.
- Began the season with ELP and made 6 starts for the Chihuahuas in May-June, going 0-2 with a 5.85 ERA (13 ER, 20.0 IP) with 18 SO against 12 BB (1.50 SO/BB ratio)... was his lowest SO/BB ratio at any stop in his MiLB career.
- Assigned to the ACL Padres on Aug. 19 to recover from blister issues and work through mechanical kinks...made 3 starts for the ACL Padres and went 1-0 with a 1.65 ERA (3 ER, 16.1 IP), 12.12 SO/9 IP and 5.50 SO/BB (22 SO/4 BB).
- Transferred to FW on Sept. 3 and made 1 start on Sept. 5 @ Great Lakes (5.0 IP, 3 H, 3 ER, 4 BB, 5 SO).
- Finished his regular season campaign with 2 starts for SA, tossing a combined 9.0 innings of 3-run ball, striking out 16 and walking 8 with 6 hits allowed (.182 opp. AVG).
- Following the season, made 3 starts for the Peoria Javelinas in 3 Arizona Fall League outings with a 6.35 ERA.
- Voted as having the best fastball in the Padres farm system in *Baseball America's* Best Tools survey, voted on by MLB executives, scouts and managers.

ACCOLADES

- MiLB.com Organization All-Star (2019, SD)
- MiLB.com Staff Choice for Best Starting Pitcher (2019, Amarillo)
- MLB Pipeline Pitcher of the Year (2019, Amarillo)
- Baseball America* High Class-A All-Star (2019, Lake Elsinore)
- Baseball America* Minor League All-Star (2019, Amarillo)
- Futures Game Selection (2019, SD)
- California League Mid-Season All-Star (2019, Lake Elsinore)
- California League Post-Season All-Star (2019, Lake Elsinore)
- Baseball America* Rookie All-Star (2017, AZL Padres)

2020

- Invited to ML Spring Training and made 2 app. (1 start), allowing 3 runs across 1.2 IP (16.20 ERA).
- Spent the season at SD's alternate training site and added to the club's 40-man postseason player pool, but was not added to the roster for the Wild Card round or NLDS.
- Entered 2021 rated as the No. 2 prospect in all of baseball by The Athletic, No. 6 by MLB Pipeline, No. 10 by *Baseball America* and No. 13 by ESPN.

2019

- Split the season between Lake Elsinore (A) and Amarillo (AA), going 9-2 with a 1.69 ERA (19 ER, 101.0 IP), 135 SO to 28 BB and a .164 opp. AVG across a career-high 20 starts.
- Earned several accolades along the way, including MiLB.com's Staff Choice for Best Starting Pitcher, MLB Pipeline's Pitcher of the Year and a Minor League and High Class-A All-Star selection by *Baseball America*.
- Went 7-1 with a 1.02 ERA and 110 SO to 20 BB while with the Storm, limiting CAL League hitters to a .137 AVG.
- Selected to the NL roster for the SiriusXM All-Star Futures Game in Cleveland...entered the game in the 2nd, issuing a leadoff walk to LAA's prospect Jo Adell before picking him off trying to steal 2nd base...he then recorded 2 straight outs, throwing 11 pitches total...combined with fellow Padres prospects Adrian Morejon (1.0 IP, 2 H) and Luis Patiño (1.2 IP, 3 SO) for 3.2 scoreless IP.
- Promoted to AMA on July 9 and made 5 starts, going 2-1 with a 4.15 ERA (10 ER, 21.2 IP)...7 of his 10 ER allowed

MACKENZIE GORE



at the Double-A level came in a single outing (July 19 vs. Northwest Arkansas).

- The organization gave Gore a break from competitive innings to manage his workload early in August...continued to pitch on a semi-regular schedule on the side for the rest of the month before returning to make his final start of the campaign on August 27 vs. Tulsa (1.2 IP, 0 H, 0 ER).

2018

- Made 16 starts for Fort Wayne (A), going 2-5 with a 4.45 ERA (30 ER, 60.2 IP) in a season that was beset by blisters and multiple trips to the 7-day disabled list.
- Made his full-season debut for the TinCaps on April 10, but was placed on the 7-day DL on April 13.
- Activated from the DL on May 8 and made 2 more starts before being placed on the 7-day DL again on May 22.
- Activated from the DL on June 10 and made 13 consecutive

starts (2-4, 3.59 ERA) before being placed on the DL again on Aug. 22 and not making another start in 2018.

2017

- Started 7 games for the AZL Padres (R), posting a 1.27 ERA and striking out 34 over 21.1 IP...limited AZL hitters to a .184 AVG but did not exceed more than 4.0 IP in any start.

PERSONAL

- Cites his big leg kick as something that has just stuck with him and something he has always just tried to repeat as part of his delivery.
- Immediately after being drafted third-overall in the 2017 First-Year Player Draft, Whiteville's 2 sporting good stores placed orders for Padres gear to display alongside their Braves merchandise.

MACKENZIE GORE CAREER PITCHING

Season	Team	League	W	L	ERA	G	GS	CG	SHO	SV	IP	H	R	ER	HR	HB	BB	SO	WHIP	AVG	AB	WP	GIDP	TBF	NP-S
2017	SD1	ROK	0	1	1.27	7	7	0	0	0	21.1	14	5	3	0	1	7	34	0.98	.184	76	1	0	84	188/147
2018	FW	A(Full)	2	5	4.45	16	16	0	0	0	60.2	61	35	30	5	5	18	74	1.30	.260	235	9	2	261	1002/651
2019	2 Teams	Minors	9	2	1.69	20	20	0	0	0	101.0	56	19	19	7	3	28	135	0.83	.164	342	6	3	378	1603/988
2019	LE	A(Adv)	7	1	1.02	15	15	0	0	0	79.1	36	9	9	4	2	20	110	0.71	.137	262	4	2	288	1214/753
2019	AMA	AA	2	1	4.15	5	5	0	0	0	21.2	20	10	10	3	1	8	25	1.29	.250	80	2	1	90	389/235
2021	4 Teams	Minors	1	3	3.93	12	12	0	0	0	50.1	46	26	22	3	2	28	61	1.47	.240	192	4	3	223	775/480
2021	PAD	ROK	1	0	1.65	3	3	0	0	0	16.1	13	3	3	0	1	4	22	1.04	.220	59	2	1	64	126/103
2021	FW	A+	0	1	5.40	1	1	0	0	0	5.0	3	3	3	0	0	4	5	1.40	.176	17	0	0	22	82/52
2021	SA	AA	0	0	3.00	2	2	0	0	0	9.0	6	3	3	0	0	8	16	1.56	.182	33	1	1	41	183/108
2021	ELP	AAA	0	2	5.85	6	6	0	0	0	20.0	24	17	13	3	1	12	18	1.80	.289	83	1	1	96	384/217
Career		Minors	12	11	2.85	55	55	0	0	0	233.1	177	85	74	15	11	81	304	1.11	.209	845	20	8	946	3568/2266

CAREER TRANSACTIONS

2017 Signed by SD as a first-round selection (third overall) in the First-Year Player Draft, June 24

OPTIONS USED: 0/3



TRENT GRISHAM



2

OUTFIELDER

Height: 5-11	Bats: L
Weight: 213	Throws: L

@TrentGrisham
 trentgrisham

Full Name	Trenton Marcus Grisham
Date of Birth	November 1, 1996 in Burlington, Texas
Current Residence	Fort Worth, Texas
2022 Opening Day Age	25
MLB Service Time	2.060
MLB Debut	August 1, 2019 @ OAK (with MIL)
How Obtained	Acquired from MIL along with Zach Davies in exchange for Eric Lauer, Luis Urrías and a PTBNL or cash considerations on November 27, 2019
Contract Status	Signed through 2022

QUICK HITS

CAREER SEASON Set career highs in 2021 in games played (132), runs scored (61), doubles (28), HRs (15), RBI (62), BB (54), SBs (13), sacrifice flies (4), XBH (46).

PATROLLING THE OUTFIELD His 6 outs above average in 2021 led the Padres. Since the start of the 2020 season through 2021, he had a team-leading 12 outs above average (next most was Fernando Tatis Jr.'s 9 from 2020-21) and ranked 6th highest among all Major League center fielders over that span.

STAY GOLDEN In his 1st season as a Padre in 2020, was awarded his 1st-career Gold Glove award, becoming the 1st Padres Gold Glove Award winner since Chase Headley (3B in 2012). Joined Steve Finley (1995-96) and Mike Cameron (2006) as Padres CFs to win the award.

MR. RELIABLE Appeared in 59 games for SD in 2020, with Game 60 on Sept. 27 @ SF being his only day off day. His 496.1 innings played led all NL outfielders and ranked 2nd in the NL overall (behind ATL's Dansby Swanson's 513.1).

2021 SEASON

- Set career highs in games played (132), runs scored (61), doubles (28), home runs (15), RBI (62), walks (54), stolen bases (13), sacrifice flies (4), extra-base hits (46), go-ahead RBI (68), percent of swings put in play (39.8%), swing and miss % (21.7%), line drives (92) and overall WAR (3.2).
- In the field, appeared in 127 games in center field, making 118 starts...he made 4 errors in 280 total chances for a .986 fielding percentage...played 1043.1 innings in CF after playing 496.1 innings in center in his Gold Glove 2020 season with San Diego.
- His 59.5 take percentage ranked 10th highest in the Majors and 2nd on the team to just Tommy Pham's 61.8%.
- Made just 2 outfield assists in 127 games in 2021, but made 3 OF assists in 2020 in 59 games.
- Appeared in 13 games in a pinch-hit role, going 1-for-11 (.091) with his 1 pinch-hit knock going for a double.
- Hit in every batting order position except cleanup...hit .300 (7-for-40) when batting 5th and .304 (14-for-46) when batting 7th...hit 1st most often, appearing in 52 games batting leadoff, batting .248 (52-for-210).
- Against left-handed pitchers, posted a .824 OPS...vs.

ACCOLADES

Rawlings NL Gold Glove Award (2020, OF, SD)

MLB.com Organization All-Star (2015 & 2019, MIL)

Southern League Mid-Season All-Star (2019, Biloxi)

Brewers Minor League Player of the Year (2019, MIL)

Baseball America Rookie All-Star (2015)

righties, had a .712 OPS.

- In the 1st half, slashed .274/.357/.491 with a .849 OPS...in the 2nd half, slashed just .211/.296/.333 for a .629 OPS.
- Hit .296 (53-for-179) with runners on base with a .375 OBP and .508 SLG...with nobody on, he hit .208 (59-for-283).
- In 14 Interleague games, hit .304 (14-for-46) with a .938 OPS.
- Had a season-high 8 game hitting streak from May 9-15, batting .313 (10-for-32) in that time.
- Saw 4 separate streaks with 3 straight games with multiple hits, all tying the longest streaks of his career.
- Enjoyed a career-long 4-game extra-base hit streak from April 9-13 (1 double and 3 home runs).
- His 6 outs above average led the Padres...since the start of the 2020 season, he had 12 outs above average, which also led the team (next most was Fernando Tatis Jr.'s 9 from 2020-21) and ranked 6th highest among all Major League center fielders.
- Finished the season batting .310 in his last 12 games (13-for-42) with 6 2B, 1 HR, 6 RBI and 3 BB.

2020

- Made his 1st-career Opening Day roster after he hit .361 (13-for-36) in 13 games in San Diego's Spring Training/Summer Camp with 1 2B and 1 HR.
- In his 1st season as a Padre in 2020, was awarded his 1st-career Gold Glove award, becoming the 1st Padres Gold Glove Award winner since Chase Headley (3B in 2012)...joined Steve Finley (1995-96) and Mike Cameron (2006) as the only Padres center fielders to win the award.
- Appeared in 59 games in the field for SD (Game 60 on Sept. 27 @ SF was his only off day)...his 496.1 innings played led all National League outfielders and ranked 2nd in the NL overall (ATL's Dansby Swanson's 513.1).

TRENT GRISHAM



- His 6 outs above average (Statcast) tied for first among all ML outfielders with Cody Bellinger and Luis Robert.
- Per Fangraphs, his 8.1 defensive runs above average led all MLB outfielders and ranked 2nd to just Nolan Arenado (9.2) for the ML lead...his 7 defensive runs saved ranked T-3rd among NL outfielders with PIT's Bryan Reynolds, trailing just STL's Tyler O'Neill and LAD's Mookie Betts.
- In his 1st 11 games to start the season, he hit .293 (12-for-41) with 2 2B, 1 3B, 4 HR and 7 BB.
- His 31 BB led the club and ranked T-11th in the NL.
- Posted a career-long 11-game hitting streak from Sept. 4-15, batting .410...had a career-long 16-game on-base streak from Sept. 4-22, in which he posted a .422 OBP.
- Finished the season having reached base via H/BB/HBP in 18 of his final 20 G from Sept. 4 through end of season (.400 OBP).
- Hit the Padres 1st walk-off HR on the road in club history on September 25 @ SF with his 3-run HR in the 7th inning of Game 2 of their double header...it was his 1st-career walk-off hit (San Diego's 5th walk-off win this year and their 3rd walk-off HR).

POSTSEASON: Appeared in all 6 Postseason games with the Padres in 2020., going 0-for-11 in the 3-game Wild Card Series vs. STL...logged his 1st-career Postseason hit on Oct. 6, 2020 in Game 1 of the NLDS vs. LAD (doubled in the T-8th for the Padres sole XBH of the game...it snapped a 0-for-19 hitless streak).

- Hit safely in all 3 games in the NLDS against the Dodgers, batting .273 (3-for-11) with a double and 2 RBI.

- Played all 52.0 innings of the Postseason in CF...committed 1 error in 22 total chances.


2019

- Split the season between Double-A Biloxi (63 games), Triple-A San Antonio (34 games) and MIL (51 games), making his Major League debut on August 1 at OAK.
- Began the season at Biloxi (AA) and hit .254 with 13 HR and 41 RBI in 63 games...was a Southern League All-Star.
- Named SL Player of the Week for May 27-June 2 after batting .409 (9-for-22) with 3 HR and 12 RBI in 6 games.
- Promoted to SA on June 20 and batted .381 with 13 HR and 30 RBI in 34 games.
- Named Brewers Minor League Player of the Month for May, June and July.
- Had his contract selected by MIL on August 1 and made his ML debut that same day at OAK, starting in CF...made 36 starts (14 in CF, 13 in RF and 9 in LF)...hit .231 with 6 HR and 24 RBI in 51 games with MIL.
- Notched his 1st ML hit (single off Yu Darvish) and home run (solo off Tyler Chatwood) on August 4 @ CHC.
- Was acquired by SD from MIL along with Zach Davies in exchange for Eric Lauer, Luis Urías and a PTBNL or cash considerations on November 27, 2019.

2018

- Batted .233 with 7 HR, 31 RBI and 11 stolen bases in 107 games at Biloxi (AA).
- Earned Texas League Mid and Post-Season All-Star

TRENT GRISHAM



honors, leading the TL in SLG.

- Was on Biloxi's Disabled List from April 18-May 16 with a right ankle sprain.
- Following the season, played for the Peoria Javelinas in the Arizona Fall League, hitting .150 in 17 games.

2017

- Hit .223 with 8 HR, 45 RBI and 38 stolen bases in 133 games with Carolina (A)...led the Carolina League and ranked 2nd in all of minor league baseball in BB (98)...also led the league in games (133) and was among the leaders in runs (T-2nd, 78), SB (T-2nd, 38) and OBP (4th, .360).
- Entered the 2017 season as MIL's 6th-best prospect in the organization according to *Baseball America*.

2016

- Hit .231 with 2 HR and 24 RBI in 59 games at Wisconsin (A)...landed on the DL twice with right hamstring strains.
- Entered 2016 as the 3rd-best prospect in the organization, according to *Baseball America*.

2015

- In his 1st professional season, he hit .309 with 2 HR, 21 RBI and 25 stolen bases in 55 games between AZL Arizona (43 games) and Rookie-Level Helena (12 games).

- Ranked among the AZL leaders in BB (3rd, 30), SB (T-3rd, 20), 3B (T-3rd, 6) and OBP (4th, .422).
- Named Brewers Minor League Player of the Month for August, batting .333 (32-for-96) with 11 RBI and 15 SB in 26 G between Arizona (21 games) and Helena (5 G).

PERSONAL

- Was born Trenton Marcus Clark and legally changed his last name to Grisham, his mother Michelle's last name, in 2017.
- Married to Megan, whom he met in the 6th grade.
- Graduated from Richland (TX) High School, where as a freshman, he played baseball, basketball and football.
- Played for the 18-U Team USA, and he led the team in the Pan American Championship with a .538 AVG.
- Committed to Texas Tech University prior to signing with the Brewers.
- Enjoys golfing, deer hunting and playing ping-pong.

TRENT GRISHAM

TRENT GRISHAM CAREER BATTING

Season	Team	League	AVG	G	AB	R	H	2B	3B	HR	RBI	BB	SO	SB	CS	OBP	SLG	OPS	PA	HBP	SAC	SF	GIDP
2015	2 Teams	Minors	.309	55	207	39	64	7	6	2	21	39	44	25	8	.424	.430	.854	252	3	2	1	5
2015	BRE	ROK	.309	43	165	34	51	7	6	1	16	30	36	20	5	.422	.442	.864	200	3	1	1	4
2015	HEL	ROK	.310	12	42	5	13	0	0	1	5	9	8	5	3	.431	.381	.812	52	0	1	0	1
2015	2 Teams	ROK	.309	55	207	39	64	7	6	2	21	39	44	25	8	.424	.430	.854	252	3	2	1	5
2016	WIS	A(Full)	.231	59	221	27	51	15	2	2	24	37	68	5	10	.346	.344	.690	262	2	2	0	3
2017	CAR	A(Adv)	.223	133	457	78	102	21	6	8	45	98	141	38	5	.360	.348	.708	569	3	5	6	3
2018	BLX	AA	.233	107	335	45	78	10	2	7	31	63	87	11	3	.356	.337	.693	405	2	3	2	6
2019	2 Teams	Minors	.300	97	370	71	111	22	6	26	71	67	72	12	5	.407	.603	1.010	441	1	1	1	4
2019	BLX	AA	.254	63	236	34	60	14	3	13	41	44	50	6	4	.371	.504	.875	283	1	0	2	2
2019	SA	AAA	.381	34	134	37	51	8	3	13	30	23	22	6	1	.471	.776	1.247	158	0	1	0	2
2019	MIL	MLB	.231	51	156	24	36	6	2	6	24	20	48	1	0	.328	.410	.738	183	4	0	3	3
2020	SD	MLB	.251	59	215	42	54	8	3	10	26	31	64	10	1	.352	.456	.808	252	3	1	1	1
2021	ELP	AAA	.200	2	5	0	1	1	0	0	1	2	0	1	0	.429	.400	.829	7	0	0	0	0
2021	SD	MLB	.242	132	462	61	112	28	3	15	62	54	119	13	5	.327	.413	.740	527	6	1	4	10
Career		MLB	.242	242	833	127	202	42	8	31	112	105	231	24	6	.334	.424	.758	962	13	2	8	14
Career		Minors	.255	453	1595	260	407	76	22	45	193	306	412	92	31	.376	.415	.791	1936	11	13	11	21

WILD CARD

Season	Team	League	AVG	G	AB	R	H	2B	3B	HR	RBI	BB	SO	SB	CS	OBP	SLG	OPS	PA	HBP	SAC	SF	GIDP
2019	MIL	MLB	.000	1	3	1	0	0	0	0	0	1	2	0	0	.250	.000	.250	4	0	0	0	0
2020	SD	MLB	.000	3	11	1	0	0	0	0	0	3	6	0	0	.214	.000	.214	14	0	0	0	0
Career	Multiple	MLB	.000	4	14	2	0	0	0	0	0	4	8	0	0	.222	.000	.222	18	0	0	0	0

DIVISION SERIES

Season	Team	League	AVG	G	AB	R	H	2B	3B	HR	RBI	BB	SO	SB	CS	OBP	SLG	OPS	PA	HBP	SAC	SF	GIDP
2020	SD	MLB	.273	3	11	0	3	1	0	0	2	1	5	0	0	.385	.364	.748	13	1	0	0	0

POSTSEASON (COMBINED)

Season	Team	League	AVG	G	AB	R	H	2B	3B	HR	RBI	BB	SO	SB	CS	OBP	SLG	OPS	PA	HBP	SAC	SF	GIDP
2019	MIL	MLB	.000	1	3	1	0	0	0	0	0	1	2	0	0	.250	.000	.250	4	0	0	0	0
2020	SD	MLB	.136	6	22	1	3	1	0	0	2	4	11	0	0	.296	.182	.478	27	1	0	0	0
Career	Multiple	MLB	.120	7	25	2	3	1	0	0	2	5	13	0	0	.290	.160	.450	31	1	0	0	0

CAREER TRANSACTIONS

OPTIONS USED: 0/3

2015 Signed by MIL as a first-round selection (15th overall) in the First-Year Player Draft, June 15

2019 Acquired by SD from MIL along with Zach Davies in exchange for Eric Lauer, Luis Urías and a player to be named later or cash considerations, November 27



JAVY GUERRA



Height: 6-0 Bats: L
Weight: 184 Throws: R

GAI-R-uh

8

**RIGHT-HANDED
PITCHER**

Full Name	Javier Alexis Guerra Gomez
Date of Birth	September 25, 1995 in David, Panama
Current Residence	Dolega, Panama
2022 Opening Day Age	26
MLB Service Time	2.052
MLB Debut	May 4, 2018 vs. LAD (with SD in Monterrey, MX)
How Obtained	Acquired from BOS along with Manuel Margot, Carlos Asuaje and Logan Allen in exchange for Craig Kimbrel on November 13, 2015
Contract Status	Signed through 2022

QUICK HITS

- Made his ML debut on May 4, 2018 vs. LAD in an international series in Monterrey, Mexico vs. LAD, becoming the 1st Padre in club history to debut internationally (not including Canada).
- Converted from shortstop to pitcher in 2019 Spring Training and made his ML pitching debut on September 2, 2019 @ ARI.
- Earned Caribbean Series MVP honors for Panama in February 2019. Panama had not played in a series since 1960 but won the title for the first time since 1950.
- Tabbed as having the best infield arm in the Padres organization by *Baseball America* after the 2017 season.
- Following his trade to San Diego in November 2015, was ranked by *Baseball America* as the No. 1 prospect in the Padres farm system.

2021 SEASON

- Missed the majority of the season with a sprained UCL in his right elbow before starting a minor-league rehab assignment on Sept. 10.
- Tossed 3 scoreless appearances between the Arizona Complex League and San Antonio (AA)...was reinstated from the 60-day IL from El Paso (AAA) on Sept. 21.
- Allowed 2 runs in his season debut (9/22 vs. SF), and then was scoreless in his other 3 app. (3.0 IP), allowing just 1 hit.
- Threw 66 total pitches on the season, including 59 sinkers (89%) and 7 sliders (11%).
- His sinker averaged 98.4 mph with (.231 opp. AVG).

2020

- Made his 1st-career Opening Day roster and made 14 appearances out of the Padres bullpen before being placed on the 10-day IL on Sept. 13.
- Allowed 1 earned run-or-fewer in 10 of his 14 outings (2.45 ERA, .250 AVG)...12 of his 15 total ER came in 4 outings (46.29 ERA, .750 AVG).
- Notched his 1st-career ML win on Aug. 21 vs. HOU, working a career-high 2.1 innings of hitless, scoreless ball in SD's 4-3 victory.
- Among all ML pitchers who threw at least 100 sinkers, four-seamers or two-seamers, the 98.4 average mph on

ACCOLADES

Caribbean Series MVP (2019)

Caribbean Series All-Star (2019)

MLB.com Organization All-Star (2015, BOS)

South Atlantic League Mid-Season All-Star (2015, Greenville)

his sinker was the 4th-highest average velocity for a single pitch in the majors.

- His 101.7 mph sinker (a ball to Christian Walker on Aug. 8 vs. ARI) was the 9th-hardest thrown pitch in MLB in '20... KC's Josh Staumont four seamer owned 6 of the 9 hardest.
- His .417 opp. AVG was the 4th-highest among all ML pitchers (min. 60 BF), trailing only KC's Matt Harvey (.462).
- Retired the 1st BF in 10 of 14 app. with 0 BB (.286 AVG).
- Relied on 4 pitches: sinker (67.7%), slider (27.2%), changeup (4.7%) and four seamer (0.4%).
- Did not appear on the club's postseason roster for the Wild Card or NLDS series.

2019

- Converted from a shortstop to a pitcher and split his minor league campaign between Lake Elsinore (A) and Amarillo (AA), combining for a 3.38 ERA, a .197 opponent AVG and 30 SO against 10 BB in 21 appearances.
- Began the season with LE and made his minor league pitching debut on June 4 at Inland Empire, giving up 2 ER (1 HR) with 1 SO in 1.0 IP...limited lefties to a .158 AVG while RHB hit .238...posted a 0.96 ERA in 9 games at home and a 7.04 ERA in 8 games on the road.
- Assigned to AMA on Aug. 20 where he limited RHB to a .250 clip and was hitless against LHB...held opponents scoreless in 14 of his 17 outings with LE and in 3 of his 4 outings with AMA.
- Recalled from AMA on Sept. 1 for the 1st time in '19 and made his ML pitching debut on Sept. 2, giving up 4 ER and 3 HR off 5 hits with 1 SO in 0.2 IP (career-high 30 pitches).
- Owned a 6.0-scoreless inn. streak from Sept. 9-22 during which hitters went 1-for-19 (.053) with 3 BB and 5 SO...tossed a career-high 1.2 innings on Sept. 15 @ COL.
- After his season debut, he went on to post a 1.13 ERA (1 ER, 8.0 IP) over his next 7 outings.

JAVY GUERRA

2018

- Spent the majority of the season with ELP while making his ML debut with SD, playing in 8 games (5 starts at SS).
- Led ELP with a career-high 9 3B and ranked 2nd on the club in games played (122), at-bats (430), 4th in hits (96) and tied for 5th in R (42)...hit .223 (.96-for-430) with 18 2B, 13 HR and 55 RBI...his 166 SO were 3rd most in the PCL.
- Recalled as the 26th man allowed in an international series on May 4 in Monterrey, MEX vs. LAD for his 1st big-league call-up...made 2 PH app., becoming the 1st Padre to debut internationally (not including Canada) and the 1st ML player since ARI's Bo Schultz (2014 vs. LAD in Australia).
- Returned to ELP on May 7, where he played before being recalled by SD on Sept. 11.
- Had his 1st ML hit on Sept. 15 vs. TEX (1B off Ariel Jurado).
- Following the season, named Caribbean Series MVP for Panama, helping lead Panama to their 1st Caribbean title since 1950, slashing .389/.389/.722 across 5 G with 3 2B and 1 HR...Panama had not played in the Series since 1960.

2013-2017

- Split **2017** between LE and San Antonio (AA), hitting .222 with 24 2B, 5 3B, 9 HR, 53 RBI and 56 R in 128 G.
- Played the entire **2016** season with LE, hitting .202 (79-for-391) in 105 games...ranked by *Baseball America* as the 87th-best prospect and as the No. 7 prospect in the Padres organization by MLB.com after the season.
- Had a breakout campaign for Greenville (A) in **2015**, hitting .279 (121-for-434) in 116 G with 23 2B, 3 3B, 15 HR, 68 RBI, 64 R and 30 BB in 116 G...tabbed as the No. 52 overall prospect by *Baseball America*, and following his trade to SD, was ranked as the No. 1 prospect in the SD system.
- Played the **2014** season with the GCL Red Sox (R), hitting .269 (54-for-201) with 20 XBH and 26 RBI in 51 games...ranked as the 13th-best prospect in the BOS Organization.
- In **2013**, made his professional debut with the DSL Red Sox (R), hitting .248 (52-for-210) with 23 RBI and 27 R in 60 G...following the season, was tabbed as the No. 23 prospect in the Red Sox farm system.

JAVY GUERRA CAREER PITCHING

Season	Team	League	W	L	ERA	G	GS	CG	SHO	SV	IP	H	R	ER	HR	HB	BB	SO	WHIP	AVG	AB	WP	GIDP	TBF	NP-S
2019	LE	A(Adv)	0	0	3.71	17	0	0	0	1	170	13	7	7	2	0	5	23	1.06	.213	61	0	1	66	256/172
2019	AMA	AA	0	0	2.08	4	0	0	0	0	4.1	2	1	1	1	0	5	7	1.62	.133	15	0	0	20	94/53
2019	SD	MLB	0	0	5.19	8	0	0	0	0	8.2	7	5	5	3	0	3	6	1.15	.219	32	0	0	36	134/83
2020	SD	MLB	1	0	10.13	14	0	0	0	0	13.1	25	16	15	1	1	5	12	2.25	.417	60	2	3	67	235/155
2021	PAD	ROK	0	0	0.00	2	1	0	0	0	2.0	0	0	0	0	0	0	2	0.00	.000	6	0	0	6	10-Oct
2021	SA	AA	0	0	0.00	1	0	0	0	0	1.0	0	0	0	0	0	0	0	0.00	.000	3	0	0	3	15/10
2021	SD	MLB	0	0	4.91	4	0	0	0	0	3.2	4	2	2	0	0	2	3	1.64	.250	16	0	0	18	66/40
Career		MLB	1	0	7.71	26	0	0	0	0	25.2	36	23	22	4	1	10	21	1.79	.333	108	2	3	121	435/278
Career		Minors	0	0	2.96	24	1	0	0	1	24.1	15	8	8	3	0	10	32	1.03	.176	85	0	1	95	375/245

JAVY GUERRA CAREER BATTING

SEASON	TEAM	AVG	G	AB	R	H	2B	3B	HR	RBI	BB	IBB	SO	SB	CS	OBP	SLG	OPS	PA	HBP	SAC	SF	GIDP	
2013	DSL RSX (R)	.248	60	210	27	52	9	0	0	23	33	1	40	7	4	.356	.290	.647	253	3	6	1	0	
2014	RSX (R)	.269	51	201	21	54	14	4	2	26	5	0	42	1	5	.286	.408	.694	207	0	1	0	3	
2015	GVL (A)	.279	116	434	64	121	23	3	15	68	30	1	112	7	9	.329	.449	.778	477	4	6	3	9	
2016	LE (A)	.202	105	391	49	79	19	1	9	41	34	0	141	4	4	.264	.325	.589	431	0	3	3	6	
2017	SA (AA)	.212	39	132	18	28	6	0	3	15	8	1	46	0	3	.262	.326	.588	145	1	4	0	1	
	LE (AA)	.226	89	349	38	79	18	5	6	38	19	0	113	2	1	.267	.358	.625	373	1	2	2	5	
2018	SD	.125	13	16	2	2	0	0	0	1	3	0	9	0	0	.263	.125	.388	19	0	0	0	0	
	ELP (AAA)	.223	122	430	52	96	18	9	13	55	27	1	166	2	0	.269	.398	.666	464	0	6	1	12	
2019	SD	---	8	0	0	0	0	0	0	0	0	0	0	0	0	---	---	.000	0	0	0	0	0	
	AMA (AA)	---	2	0	0	0	0	0	0	0	0	0	0	0	0	---	---	.000	0	0	0	0	0	
2021	SD	.000	5	0	1	0	0	0	0	0	0	0	9	0	0	.000	.000	.000	0	0	0	0	0	
Career		MLB	.125	26	16	3	2	0	0	1	3	0	9	0	0	.263	.125	.388	19	0	0	0	0	
Career		Minors	.237	584	2147	269	509	107	22	48	266	156	4	660	23	26	.290	.374	.664	2350	9	28	10	36

CAREER TRANSACTIONS

2012 Signed by BOS as an international free agent, July 2

2015 Acquired from BOS along with Manuel Margot, Carlos Asuaje and Logan Allen in exchange for Craig Kimbrel, November 13

OPTIONS USED: 3/3



TYLER HIGGINS



Height: 6-2 Bats: R
Weight: 235 Throws: R

58

**RIGHT-HANDED
PITCHER**

Full Name	Tyler Higgins
Date of Birth	April 22, 1991 in Alma, Michigan
Current Residence	Shepherd, Michigan
2022 Opening Day Age	30
MLB Service Time	0.000
How Obtained	Signed as a minor league free agent on March 7, 2022
Contract Status	Signed through 2022

QUICK HITS

- Rejoins the Padres organization in 2022 after splitting the 2019 season between Triple-A El Paso (33 appearances), Double-A Amarillo (5 app.) and Single-A Lake Elsinore (1 app.).
- Spent 2020 and 2021 with the Orix Buffaloes of Nippon Professional Baseball in Japan. Went a combined 4-5 with a 2.46 ERA, 2 saves and 81 strikeouts against 39 walks across 90 outings.

2021 SEASON

- Spent the entire campaign with the Orix Buffaloes of Nippon Professional Baseball in Japan for the 2nd consecutive season, going 1-2 with a 2.42 ERA (14 ER, 52.0 IP) with 42 SO against 20 walks across 55 relief appearances.
- Helped Orix to a Pacific League-best 70 wins and a Nippon Series birth, but the club was defeated by the Tokyo Yakult Swallows, falling shy of their first Japan Series championship since 1996.
- Led Orix with 28 holds, while his 49 appearances ranked 2nd on the staff behind Ryoga Tomiyama.

2020

- Spent 2020 with Orix of NPB and went 3-3 with a 2.49 ERA (12 ER, 43.1 IP) and 48 SO against 21 walks across 43 relief appearances...led the staff with 19 holds.

2019

- Began the season with Amarillo (AA), where he made 5 relief appearances for the Sod Poodles (1.08) before being promoted to El Paso (AAA) on April 22.
- Spent the majority of the season with the Chihuahuas, going 4-1 with a 5.52 ERA (28 ER, 45.2 IP) and 50 SO against 13 walks.
- Placed on the 7-day IL on May 17 and was activated from the IL on June 29...made 1 appearance for Lake Elsinore (A) on July 8 before being assigned back to ELP on July 9.

2018

- Posted a 2.83 ERA (11 ER, 35.0 IP) for Tacoma (AAA) in his first season in the SEA organization, making 28 appearances out of the bullpen...pitched for New Britain (IND) in the Atlantic League prior to being signed by SEA.
- For NB, made 14 appearances and posted a 1.88 ERA (3 ER, 14.1 IP).
- Logged 18 SO against 4 walks for a 11.3 SO/9 IP ratio with NB...posted a career-high 4.22 SO/BB ratio (38 SO/9 BB).
- Signed a minor league contract with SEA on June 2...converted 3 of his 4 save opportunities for TAC.
- His 2.83 ERA was the lowest in his career since his 2.57 mark in 2012 between GCL Marlins (R) and Jupiter (A).
- Following the season, made 4 appearances for Naranjeros de Hermosillo in the Mexican Winter League.

2017

- Spent all of 2017 with Jacksonville (AA), posting a 3.43 ERA (23 ER, 60.1 IP) across 34 appearances (1 start).
- Fanned a career-high 7 batters across 4.1 IP in his first-career start on Aug. 22 vs. Birmingham.
- Made his 3rd-career postseason performance (previously: 2 appearances for Jupiter in 2012)...worked 1.1 innings of 2-hit, no-run ball in the semi-final game vs. Pensacola on Sept. 8.

2016

- Made 44 relief appearances for Jacksonville (AA), working a career-high 73.0 IP and owning a 3.45 ERA.
- His 73.0 IP were the most of any reliever on the club and his 44 appearances out of the bullpen ranked 2nd.

2015

- Split the season between Jupiter (A) and Jacksonville (AA), posting a collective 3.55 ERA (20 ER, 50.2 IP) in 34 relief appearances.
- Had a 3.00 ERA in 16 games with JUP, and had a 0.96 WHIP in that time while opponents posted a .238 clip.
- Converted a career-high 6 saves (in 8 save opportunities).

TYLER HIGGINS

NRI

2011-14

- Spent all of **2014** with Jacksonville (AA), appearing in 15 games and going 2-0 with 17 SO against 8 walks.
- In his first full season as a professional in **2013**, owned a 4.01 ERA (26 ER, 58.1 IP) for Jupiter (A)...set career highs in SO (64) and appearances (45).
- Split the **2012** season between GCL Marlins (R) and

Jupiter (A), going 2-1 with a 2.57 ERA (10 ER, 35.0 IP) in 23 relief appearances...made the first Postseason appearances of his career (Sept. 5 at St. Lucie and Sept. 8 vs. Lakeland).

- Appeared in 2 games with GCL Marlins (R) in **2011**, working 1.1 IP and allowing 4 runs (all earned) with three BB.

TYLER HIGGINS CAREER PITCHING

Season	Team	League	W	L	ERA	G	GS	CG	SHO	SV	IP	H	R	ER	HR	HB	BB	SO	WHIP	AVG	AB	WP	GDP	TBF	NP-S
2011	ROK	MRL	0	0	27.00	2	0	0	0	0	1.1	2	4	4	1	0	3	1	3.75	.286	7	0	0	10	21/9
2012	ROK	MRL	1	0	3.24	7	0	0	0	2	8.1	4	3	3	0	1	5	8	1.08	.143	28	3	0	35	70/47
2012	A(Adv)	JUP	1	1	2.36	16	0	0	0	0	26.2	21	10	7	3	1	7	19	1.05	.210	100	6	1	109	198/149
2013	A(Adv)	JUP	2	7	4.01	45	0	0	0	0	58.1	63	35	26	5	0	26	64	1.53	.268	235	6	3	264	535/398
2014	AA	JAX	2	0	4.97	15	0	0	0	0	29.0	40	18	16	4	2	8	17	1.66	.336	119	1	5	131	425/290
2015	A(Adv)	JUP	0	0	3.00	16	0	0	0	1	27.0	24	10	9	1	2	2	21	0.96	.238	101	2	1	107	189/158
2015	AA	JAX	0	2	4.18	18	0	0	0	5	23.2	22	11	11	2	0	8	20	1.27	.250	88	2	3	96	364/238
2016	AA	JAX	3	5	3.45	44	0	0	0	0	73.0	65	31	28	6	5	19	45	1.15	.243	268	3	6	301	1077/694
2017	AA	JAX	3	3	3.43	34	1	0	0	0	60.1	62	26	23	7	0	17	47	1.31	.277	224	5	6	246	914/597
2018	AAA	TAC	1	1	2.83	28	0	0	0	3	35.0	32	12	11	4	1	9	38	1.17	.242	132	3	3	144	569/383
2019	A(Adv)	LE	0	0	0.00	1	0	0	0	0	1.0	0	0	0	0	0	0	2	0.00	.000	3	0	0	3	14/8
2019	AA	AMA	1	0	1.08	5	0	0	0	0	8.1	5	1	1	1	0	0	13	0.60	.172	29	0	0	29	117/79
2019	AAA	ELP	4	1	5.52	33	2	0	0	4	45.2	43	30	28	13	0	13	50	1.23	.240	179	1	1	193	754/494
Career		Minors	18	20	3.78	264	3	0	0	15	397.2	383	191	167	47	12	117	345	1.26	.253	1513	32	29	1668	5247/3544

CAREER TRANSACTIONS

OPTIONS USED: 0/3

- 2011** Signed by MIA as a minor league free agent, June 21
- 2018** Signed by SEA as a minor league free agent, June 2
- Signed by SD as a minor league free agent, December 21
- 2022** Signed by SD as a minor league free agent, March 7



TIM HILL



Height: 6-4 Bats: R
Weight: 197 Throws: L

timh818

25

**LEFT-HANDED
PITCHER**

Full Name	Timothy Hill
Date of Birth	February 10, 1990 in Mission Hills, California
Current Residence	Sylmar, California
2022 Opening Day Age	32
MLB Service Time	3.112
MLB Debut	March 29, 2018 vs. CWS (with KC)
How Obtained	Acquired from KC in exchange for OF Franchy Cordero and RHP Ronald Bolaños on July 16, 2020
Contract Status	Signed through 2022

QUICK HITS

- His career-high 78 appearances in 2021 were 2nd-most in the National League and T-3rd most in the Majors.
- In '20, posted a career-high 9.1 scoreless inning streak across 12 outings from Aug. 11-Sept. 15 allowing just 4 hits (.121 AVG). It was the 2nd-longest streak by a Padre in '20, trailing only Drew Pomeranz's 18.0 scoreless IP stretch.
- In '19 with KC, his .217 opp. AVG (31-143) ranked 6th among AL LHP (min. 40 appearances), trailing only Colin Poche (.181), Zack Britton (.182), Aaron Bummer (.184) Aroldis Chapman (.184) and Jake Diekman (.215).
- Is a colon cancer survivor and missed the entire 2015 season after being diagnosed.
- Attended Palomar College in San Diego County before attending Bacone College (Okla.), where he was an NAIA Honorable Mention All-American in 2014, going 10-1 with a 1.89 ERA and 100 strikeouts.

2021 SEASON

- Set career bests across the board while posting the 2nd-most appearances in the National League (78) and T-3rd-most in the majors...also set career bests in innings pitched (59.2), ERA (3.62), wins (6), holds (17) and SO/BB ratio (2.43, 56-to-23).
- He inherited 46 runners, 3rd-most in the NL and 6th-most in the majors...it was more than twice as many inherited runners as the next closest SD reliever (Stammen, 22)... his 26.1 IRS% led SD's pen and was 6th-lowest among all qualifying NL relievers.
- Among all hurlers who threw at least 50.0 IP, his 60.0 ground ball % ranked T-3rd in the NL and T-9th in MLB.
- Was scoreless in 19 of his 25 outings in April-May, posting a 2.42 ERA, .202 opp. AVG and 10.07 SO/9 IP...went on to post a 2.61 ERA in 14 June app. and a 3.68 ERA in 12 July outings...his highest calendar month ERA was 8.68 in his 13 August app., before going scoreless in 11 of his final 14 in Sept/Oct with a 2.61 ERA, .200 opp. AVG and 0.77 WHIP.
- In 38 home app., he posted a 2.10 ERA (7 ER, 30.0 IP), .191 opp. AVG, 1.00 WHIP and .608 opp. OPS...in 40 away app., posted a 5.16 ERA, .268 opp. AVG, 1.48 WHIP and .797 opp. OPS.

- Limited LHH to a .210 AVG while righties hit .252.
- Had 24 outings of 9 pitches thrown-or-fewer, the 3rd-most single-digit pitch outings in the majors in '21, behind only Richard Bleier (35) and Joe Mantipli (26).
- Relied on 4 pitches: 4-Seam Fastball (47%), Sinker (37%), Slider (15%) and Changeup (0.2%)...opponents hit just .198 vs. his 4-seamer with a 26.0 whiff %.

2020

- Acquired by the Padres from KC on July 16 in exchange for Franchy Cordero and Ronald Bolaños.
- Did not allow a run or a hit in his first 3 outings (2.0 IP) from July 26-29 before allowing 5 ER (22.50 ERA) over his next 3 app. (2.0 IP) from Aug. 2-9.
- Posted a career-high 9.1 scoreless IP streak across his next 12 outings from Aug. 11-Sept. 15, allowing just 4 hits (.121 AVG)...it was the 2nd-longest streak by a Padre in '20, trailing only Drew Pomeranz's 18.0 scoreless stretch.
- Allowed multiple runs on 3 occasions (Aug. 2 @ SF, Aug. 9 vs. ARI and Sept. 26 @ SF).
- Posted a 2.70 ERA and .235 opponent AVG at Petco Park vs. a 9.64 ERA and .250 opponent clip on the road.
- Relied on 3 pitches: sinker (46.0%), four-seamer (44.0%) and slider (10.1%)...opponents hit just .111 (3-27) vs. his four seamer and it produced a 36.6 percent whiff rate.
- Opponents posted an 85.1 AVG mph exit velocity off him.

POSTSEASON: Received the first Postseason work of his career, allowing just 1 hit and 1 unearned run across 3 outings and 2.1 IP...in his 1st career postseason outing, relieved starter Craig Stammen in the 2nd inning and tossed a scoreless 1.0 IP in the Padres' decisive 4-0 bullpen shutout in Game 3 of the Wild Card series vs. STL.

2019

- Made the Opening Day roster for the 2nd straight season, but was optioned to Omaha (AAA) on April 9, after 5 appearances, 4 of which were scoreless...had 2 other stints, Apr. 22-24 and June 23-end of the season.
- Went 2-0 with a save and a 3.28 ERA (13 ER in 35.2 IP) over his final 40 appearances of the year (June 23-on).
- Held LHB to a .186 AVG (11-59).

TIM HILL



- Inherited 50 base runners in 46 appearances, 4th-most in the majors, and stranded 34 of them (68.0%), including 13 straight over eight appearances from Sept. 5-18.
- His groundball rate of 57.3% ranked eighth among American League pitchers (min. 40 appearances).
- Had a season-long streak of 9 consecutive scoreless outings (7.0 IP) from Sept. 5-21, in which he had 10 SO and allowed just 1 hit and 1 BB...retired 16 consecutive batters over 8 app. from Sept. 7-21, including 8 SO.

2018

- Made 1st Opening Day roster after being added to KC's 40-man roster during the previous offseason.
- Led AL rookies with 70 app., which were 2nd-most by a KC rookie, behind only Kelvin Herrera's 76 app. in 2012.
- Did not allow a hit over his 1st 7 app. (6.2 IP), which was 1 appearance shy of matching the ML record held by Jonathan Sanchez (2006) and Garry Roggenburk (1963).
- Inherited an American League high 51 baserunners, allowing just 15 to score (29.4%), for the sixth-best rate in the AL (min. 40 inherited runners).
- His 62.5% groundball rate ranked third among American League relievers, trailing only Zach Britton (72.1%) and teammate Kevin McCarthy (65.2%)...his 4.47 groundball-to-flyball ratio ranked second to Britton (6.67).

- Held LHB to a .230 AVG (17-for-74)...among pitchers who faced 80+ LHB, only Taylor Rogers (0) and Shohei Ohtani (1) allowed fewer XBH.

2017

- Made 40 appearances combined between Wilmington(A) and Northwest Arkansas (AA), going 1-2 with a 4.26 ERA (35 ER in 74.0 IP)...set career highs in innings and SO (84).
- Ranked 2nd among Texas League relievers with a 9.78 K/9 ratio (75 K in 69.0 IP) and had the 5th-lowest BB/9 (2.22).
- Allowed just 2 home runs in 74.0 IP (0.24 HR/9), including a homerless streak of 50.2 innings from May 26-Aug. 30.

2014-2016

- Opened **2016** with Wilmington (A), before making his Double-A debut with Northwest Arkansas on May 19...combined to go 2-4 with a 3.43 ERA (24 ER in 63.0 IP) and 62 strikeouts (8.9 K/9) in 44 appearances.
- Diagnosed with colon cancer prior to the **2015** season and did not pitch professionally.
- Made his professional debut in **2014**, going 3-1 with a 1.64 ERA (4 ER, 22.0 IP) and 30 SO (12.3 K/9) in 20 appearances between Idaho Falls (R) and Lexington (A).

PERSONAL

- Graduated from Granada Hills HS in Granada Hills, Calif.
- While at Bacone College (Okla.), led the Sooner Athletic Conference in wins, ERA and strikeouts.

- Tragically lost his father to colon cancer when he was 17, the same disease Tim developed more than 7 years later.

TIM HILL CAREER PITCHING

Season	Team	League	W	L	ERA	G	GS	CG	SHO	SV	IP	H	R	ER	HR	HB	BB	SO	WHIP	AVG	AB	WP	GIDP	TBF	NP-S
2014	2 Teams	Minors	3	1	1.64	20	0	0	0	8	22.0	7	4	4	2	2	9	30	0.73	.097	72	0	0	84	196/146
2014	IDF	ROK	1	1	2.35	5	0	0	0	0	7.2	3	2	2	1	0	2	12	0.65	.115	26	0	0	28	63/52
2014	LEX	A(Full)	2	0	1.26	15	0	0	0	8	14.1	4	2	2	1	2	7	18	0.77	.087	46	0	0	56	133/94
2016	2 Teams	Minors	2	4	3.43	44	0	0	0	1	63.0	60	26	24	9	4	24	63	1.33	.254	236	1	6	267	1028/669
2016	WIL	A(Adv)	0	2	4.42	13	0	0	0	0	18.1	19	9	9	3	4	7	14	1.42	.279	68	1	2	82	291/177
2016	NWA	AA	2	2	3.02	31	0	0	0	1	44.2	41	17	15	6	0	17	49	1.30	.244	168	0	4	185	737/492
2017	2 Teams	Minors	1	2	4.26	40	0	0	0	4	74.0	82	39	35	2	1	24	84	1.43	.280	293	2	8	322	1201/802
2017	WIL	A(Adv)	0	0	5.40	4	0	0	0	0	5.0	6	3	3	0	0	5	9	2.20	.286	21	0	0	26	92/55
2017	NWA	AA	1	2	4.17	36	0	0	0	4	69.0	76	36	32	2	1	19	75	1.38	.279	272	2	8	296	1109/747
2018	KC	MLB	1	4	4.53	70	0	0	0	2	45.2	46	28	23	4	2	14	42	1.31	.257	179	0	4	198	779/523
2019	OMA	AAA	1	1	2.12	27	0	0	0	3	29.2	26	7	7	2	2	6	30	1.08	.236	110	0	3	119	449/306
2019	KC	MLB	2	0	3.63	46	0	0	0	1	39.2	31	17	16	4	4	13	39	1.11	.217	143	0	6	161	634/413
2020	SD	MLB	3	0	4.50	23	0	0	0	0	18.0	17	9	9	3	2	6	20	1.28	.239	71	1	1	79	348/227
2021	SD	MLB	6	6	3.62	78	0	0	0	1	59.2	51	34	24	9	6	23	56	1.24	.230	222	1	7	255	961/631
Career		MLB	12	10	3.98	217	0	0	0	4	163.0	145	88	72	20	14	56	157	1.23	.236	615	2	18	693	2722/1794
Career		Minors	7	8	3.34	131	0	0	0	16	188.2	175	76	70	15	9	63	207	1.26	.246	711	3	17	792	2874/1923

WILD CARD

Season	Team	League	W	L	ERA	G	GS	CG	SHO	SV	IP	H	R	ER	HR	HB	BB	SO	WHIP	AVG	AB	WP	GIDP	TBF	NP-S
2020	SD	MLB	0	0	0.00	1	0	0	0	0	1.0	0	0	0	0	1	0	1	0.00	.000	3	0	0	4	18/8

DIVISION SERIES

Season	Team	League	W	L	ERA	G	GS	CG	SHO	SV	IP	H	R	ER	HR	HB	BB	SO	WHIP	AVG	AB	WP	GIDP	TBF	NP-S
2020	SD	MLB	0	0	0.00	2	0	0	0	0	1.1	1	1	0	0	0	1	2	1.50	.200	5	0	0	6	31/16

POSTSEASON (COMBINED)

Season	Team	League	W	L	ERA	G	GS	CG	SHO	SV	IP	H	R	ER	HR	HB	BB	SO	WHIP	AVG	AB	WP	GIDP	TBF	NP-S
2020	SD	MLB	0	0	0.00	3	0	0	0	0	2.1	1	1	0	0	1	1	3	0.86	.125	8	0	0	10	49/24

CAREER TRANSACTIONS

OPTIONS USED: 1/3

- 2014 Signed by KC as a 32nd-round selection in the First-Year Player Draft, June 10
- 2020 Acquired by SD from KC in a exchange for Franchy Cordero and Ronald Bolaños, July 16



C.J. HINOJOSA *NRI*

77

INFIELDER

Height: 5-10 Bats: R

Weight: 188 Throws: R

hih-na-HOE-sah

hinna_jossa9

Full Name	Christopher Jesse Hinojosa
Date of Birth	July 15, 1994 in Houston, Texas
Current Residence	Spring, Texas
2022 Opening Day Age	27
MLB Service Time	0.000
How Obtained	Signed as a minor league free agent on December 15, 2021
Contract Status	Signed through 2022

QUICK HITS

- Joins the Padres organization in 2022 after parts of 6 minor league seasons between SF (2015-18), MIL (2019) and HOU (2021). Hit .282 (609-for-2156) in 571 games with a .338 OBP and .405 SLG from 2015-21.
- 2022 marks his 3rd Major League Spring Training camp (also 2017 with San Francisco and 2021 with HOU).
- Selected by the Astros in the 26th round of the 2012 MLB Draft, but opted to attend the University of Texas. Was a 3-year starter at UT, and batted .283 with 70 walks and 94 RBI in 172 games for the Longhorns.
- In 2013, earned a roster spot on the United States Collegiate National Team. Played for the U-16 National Team in 2009 and the U-14 National Team in 2008.
- Signed with SF as an 11th-round selection in the 2015 First-Year Player Draft.

2021 SEASON

- Spent the entire season with Sugar Land (AAA) in the HOU's organization, earning MiLB Organization All-Star honors and posting a career-best .316 (131-for-414) AVG and .832 OPS.
- Led the team in hits (131) and 2B (35), tied for the most games played (104), and ranked 2nd in runs scored (68), total bases (199) and RBI (67).
- Led all of Triple-A in 2B (35), and he ranked T-4th in hits (131) and 7th in AVG (.316).
- Played 3 different positions: shortstop (33 games, all starts), second base (34 games, 33 starts), third base (32 games, all starts), and he started in 5 games as a DH.
- Hit .384 with RISP (43-for-112) and .417 (20-for-42) with RISP and 2 outs...also logged 15 extra-base hits with RISP.

2020

- Did not appear in any game action in 2020 due to the cancellation of the minor league season.

2019

- In 120 games with Double-A Biloxi of MIL's farm system, he recorded a .280 batting average (116-for-415) with 8 home runs and 45 RBI.

114

ACCOLADES

MiLB.com Organization All-Star (2016 w/SF and 2021 w/HOU)

Eastern League Mid-Season All-Star (2017, Richmond)

California League Mid-Season All-Star (2016, San Jose)

Northwest League Player of the Week (8/17/15 w/ Salen-Keizer)

2018

- Appeared in just 74 games in between Single-A San Jose (69 games) and Double-A Richmond (57 games).
- Was recovering from a ruptured Achilles.
- Also served a 50-game suspension for testing positive for a banned substance.

2017

- Spent the entire season with Double-A Richmond in his final season in SF's system, batting .265 (99-for-373) with 16 2B, 35 RBI and 5 SB in 99 games with the club.
- Earned 2017 Eastern League Mid-Season All-Star honors..

2015-16

- In his 1st full professional season in **2016**, split the season between Single-A San Jose and Double-A Richmond, combining to record a .274 (133-for-486) average with 5 triples and 9 home runs...was a 2016 Californian League Mid-Season All-Star...began his professional career in **2015** at Single-A Salem-Keizer, playing in 48 games and hitting .296.

PERSONAL

- Has two children, Aydan and Sebastia with his partner, Madeline.
- Graduated from Klein Collins High School in Spring, TX in 2012...hit .420 during his senior season...was a Rawlings Perfect Game First Team All-American, and a Texas Region First Team selection.

C.J. HINOJOSA

NRI



C.J. HINOJOSA CAREER BATTING

Season	Team	League	AVG	G	AB	R	H	2B	3B	HR	RBI	BB	SO	SB	CS	OBP	SLG	OPS	PA	HBP	SAC	SF	GIDP
2015	SK	A(Short)	.296	48	189	24	56	18	1	5	19	8	15	2	3	.328	.481	.809	203	2	2	2	7
2016	2 Teams	Minors	.274	126	486	72	133	21	5	9	53	56	89	2	4	.348	.393	.741	553	2	4	5	14
2016	SJ	A(Adv)	.296	69	260	45	77	14	3	6	34	36	46	1	4	.378	.442	.820	302	0	3	3	8
2016	RIC	AA	.248	57	226	27	56	7	2	3	19	20	43	1	0	.312	.336	.648	251	2	1	2	6
2017	RIC	AA	.265	99	373	47	99	16	0	4	35	31	42	5	4	.321	.340	.661	417	2	6	5	12
2018	2 Teams	Minors	.265	74	279	28	74	15	1	3	28	26	34	6	3	.330	.358	.688	311	2	2	2	7
2018	SJ	A(Adv)	.308	7	26	2	8	1	0	0	2	2	6	1	0	.357	.346	.703	28	0	0	0	0
2018	RIC	AA	.261	67	253	26	66	14	1	3	26	24	28	5	3	.327	.360	.687	283	2	2	2	7
2019	BLX	AA	.280	120	415	51	116	24	1	8	45	39	61	3	5	.338	.400	.738	460	0	2	4	10
2021	SUG	AAA	.316	104	414	68	131	35	0	11	67	23	77	4	2	.351	.481	.832	443	1	1	4	9
Career		Minors	.282	571	2156	290	609	129	8	40	247	183	318	22	21	.338	.405	.743	2387	9	17	22	59

CAREER TRANSACTIONS

OPTIONS USED: 0/3

2012 Selected by HOU in the 26th-round in the First-Year Player Draft (did not sign)

2015 Signed by SF as a 11th-round selection in the First-Year Player Draft, June 16

2019 Acquired by MIL from SF in exchange for C Erik Kratz, March 24

2021 Signed by HOU as a minor league free agent, January 25

2021 Signed by SF as a minor league free agent, December 15



ERIC HOSMER

30

INFIELDER

Height: 6-4

Bats: L

Weight: 227

Throws: L

@TheRealHos305

hosmer305

Full Name	Eric John Hosmer
Date of Birth	October 24, 1989 in South Miami, Florida
Current Residence	Southwest Ranches, Florida
2022 Opening Day Age	32
MLB Service Time	10.146
MLB Debut	May 6, 2011 vs. OAK (with KC)
How Obtained	Signed as a Major League free agent on February 19, 2018
Contract Status	Signed through 2025 (player opt-out clause at the end of 2022)

QUICK HITS

MR. RELIABLE Since entering the league in 2011 through the end of 2021, he ranks 1st among all ML 1st basemen in at-bats (5,875), 2nd in hits (1,629 behind just Freddie Freeman's 1,677), games played (1,554) and SB (76).

BEEEN THERE BEFORE Entering 2021, has made 3 playoff stints and appeared 37 Postseason games, including a World Series victory in 2015 with KC. Has at least 1 RBI in 23 Postseason contests.

AS GOOD AS GOLD Is a 4-time Gold Glove award winner. Won 3 straight from 2013-15 and in 2017 (KC).

SLAM DIEGO On August 20, 2020 vs. TEX, hit a grand slam off Kyle Gibson, making the Padres the 1st team in Major League history to hit a grand slam in 4 consecutive games. It was Hosmer's 3rd-career slam and his 1st since Aug. 4, 2019 @ LAD.

SILVER LINING Took home the Silver Slugger Award in 2017 to go along with his Gold Glove.

PETCO'S FINEST Named the 2016 All-Star Game Most Valuable Player at Petco Park. Hit a 2nd-inning home run and an RBI single in the 3rd inning in the American League's 4-2 victory.

GOING GLOBAL Won a Gold Medal with Team USA in the 2017 World Baseball Classic and was named to the All-WBC team.

2021 SEASON

- In 151 games with San Diego in 2021, his .337 on-base percentage was his highest since his .385 OBP in 2017 with the Kansas City Royals.
- His 55.7 ground ball percentage was 2nd highest in the National League behind COL Raimel Tapia's 68.1%.
- Tied with Victor Caratini for the most ground ball double plays hit into on the team (13).
- From July 1 and through the end of the season, hit .290 (71-for-245) with a .366 OBP, .441 SLG and .807 OPS, despite SD going 29-49 in that time when he appeared in a game.
- Posted a .337 OBP compared to his .333 OBP in 2020, but also had a .395 SLG compared to his .517 SLG in 2020.
- His 3.89 pitches per plate appearance was the highest in a

ACCOLADES

American League All-Star (2016, KC)

4x Rawlings Gold Glove (2013, '14, '15 and '17)

Silver Slugger (2017, KC)

World Series Champion (2015, KC)

Rookie of the Year Voting (2011, finished 3rd)

MVP Voting (24th in 2015 and 14th in 2017)

season in his career.

- Batted .291 with runners in scoring position (44-for-151) and .299 (23-for-77) with RISP/2 out.
- His 44 hits with runners in scoring position tied with Manny Machado for the team lead and T-5th most in the National League...his 37 hits with RISP from the beginning of the season through August 1 led the NL.
- Against NL West teams, he hit .299 (73-for-244) with a .351 OBP and a .434 SLG.
- Had his best month of the season in July, when he posted a .912 OPS in 25 games.
- In the field, played in 131 games at 1st base, making 129 starts...in his 1,113.1 innings, made 7 errors in 1008 total chances for a .993 fielding percentage.

2020

- Missed 11 of the 1st 14 games of the season due to a stomach illness...in his 1st 3 games of the season, he went 5-for-10 (.500) with 2 2B, 1 HR and 7 RBI...his illness, however, allowed NL Rookie of the Year candidate INF Jake Cronenworth to fill his shoes at 1B.
- Had a career-high-tying 6 RBI game on Opening Day (July 24 vs. ARI)...it was the most RBI of any Padre in team history in the 1st game of the season...Hosmer doubled twice with the bases loaded, and before then, the Padres had never cleared the bases with a double twice in the same game...in the entire 2019 season, the Padres cleared the bases with a double only once...Hosmer did it twice in 2 innings.
- On Aug. 20 vs. TEX, hit a grand slam off Kyle Gibson, making the Padres the 1st team in MLB history to hit a grand slam in 4 consecutive games...it was Hosmer's 3rd-

ERIC HOSMER



career slam and his 1st since Aug. 4, 2019 @ LAD, and it was the Padres 5th grand slam in a 10-game span, joining the Mets (July of 2006) and Expos (April of 1996) as the only teams to ever accomplish this feat.

- Placed on the 10-Day IL on September 8 after fracturing his left index finger on a bunt attempt...missed 9 games and was reinstated on Sept. 19.
- Finished the year with multiple hits in 3 of his last 4 games (6-for-14, .429)...in his last 17 G, he hit .328 (21-for-64) with 2 2B, 3 HR, 15 RBI and 10 R.
- Set a career high in SLG (.517) in 2020, with his previous best coming in 2017 (.498).
- After posting a 61.0 ground ball percentage in 2018 and a 56.6% in 2019 with SD, he had a career-best 46.2 grounder percentage in 2020.
- Hit 9 HR in 38 games, posting a career-best 15.89 AB/HR....posted a career-high line drive % (28.2).
- Batted .300 with RISP (12-for-40)...hit .313 with 2 outs (15-for-48).

POSTSEASON: Made his 1st Postseason appearance in a Padre uniform and his 1st since November 1, 2015 @ NYM, the day the Kansas City Royals won the World Series.

- Hit safely in 4 of the 6 Postseason games in 2020, going 4-for-25 (.160) with a double, home run and 4 RBI.
- Started at 1B in all 6 games and played all 52.0 innings.

2019

- In his 2nd season with SD, led the Padres in games played (160), AB (587), PA (667), hits (164), 2B (29) RBI (99), ranked T-1st in go-ahead RBI (18) and runs created (86), 2nd in runs (72), T-2nd in XBH (53) and T-4th in HR (22).
- His .464 AVG going to the opposite field ranked 3rd (min. 100 PA), behind Javy Baez (.533) and Freddie Freeman (.488).
- Ranked 7th in the majors with 212 "hard hit balls," which Statcast defines as a ball hit with an exit velocity of 95 mph-or-higher.
- His .373 AVG (25-for-67) with RISP/2 out led all NL hitters and ranked T-2nd in the majors with Andrew Benintendi (min. 70 PA), behind only DJ LeMahieu (.388).
- His .328 AVG (42-for-128) with RISP ranked T-18th in the majors and T-8th among all NL hitters (min. 140 PA).
- Hit safely in a career-high 13 consecutive road games from May 14-June 15, batting .389 (21-for-54) with 3 2B, 2 HR and 14 RBI over the stretch...tied with Manny Machado's 13-game road hitting streak for the longest on the club.
- Hit safely in a season-high 10 consecutive games from May 21-June 1 (.375, 3 HR, 10 RBI), his longest hitting streak as a Padre.
- Scored a season-high 3 runs on May 25 at TOR in SD's 19-4 victory, marking the 12th time in his career (1st as a Padres) in which he scored 3+ runs in a game.
- Recorded multiple RBI in a career-high 4 consecutive games from June 13-16.

ERIC HOSMER



- Was the only Padre to record multiple 5 RBI-games (July 29 vs. BAL and August 4 vs. LAD)...July 29 also marked his 5th-career multi-HR game and 1st as a Padre...hit his 2nd-career grand slam on August 4 vs. LAD off Kenta Maeda.
- Recorded multi-hit efforts on September 1 and 2 at ARI, his only multi-hit games of the month, raising his season AVG to .288 before going 11-for-87 (.126) in the remaining 24 games of September, finishing with a .265 AVG.
- Struck out a career-high 163 times, surpassing his previous career-high 142 punch outs from 2018...his 36.0% of swings putting the ball in play was a career low.
- Did not steal a base in a season for the 1st time in his career (previous career-low: 4 in 2014 with KC).
- Among all ML first basemen in 2019, ranked T-3rd in games started (155) and 4th in innings played (1356.0)...his 14 errors marked a career high and were the most among all ML first basemen.
- Hit .290 (29-for-100) in his 1st 26 games between March/April with 12 multi-hit efforts, tied for the most in ML with 4 others in that time.
- Recorded a career-high 4 BB and went 2-for-2 at the dish on April 23 at COL, becoming the 1st Padre to reach base 6 times in a single game since Adrian Gonzalez on August 11, 2009 vs. MIL.
- Collected multi-hit efforts in a career-high-tying 5 consecutive games from April 28-May 2 for the 3rd time in his career, slashing .524/.583/.952 over the stretch...it was the longest multi-hit game streak by a Padre since Wil Myers in 2016 (June 4-8).
- Homered in 3 consecutive games from Sept. 7-9 at CIN.
- Slashed .295/.368/.462 with 23 2B and 14 HR vs. RHP and .179/.240/.287 line with 8 2B and 4 HR vs. LHP.
- Hit .286 with 20 2B and 8 HR at Petco Park compared to a .223 clip with 8 HR on the road...went 2-for-9 during the Mexico Series vs. LAD at Monterrey Stadium, with both of his hits being home runs.

2018

- Led the Padres in runs (72), hits (155), RBI (69), at-bats (613), XBH (51), total bases (244), BB (62), multi-hit games (44) and times on base (218)...tied with Freddy Galvis for the team lead with 31 doubles and ranked 3rd with 18 HR.
- Made the 2nd-most starts (155) among all ML first basemen and ranked 3rd in innings played (1378.0), T-3rd in fielding percentage (.997) and ranked 4th in total chances (1,341), putouts (1,231) and assists (106).
- His 72 hits to the opposite field led the majors...his .490 clip going the other way (min. 100 PA) led the NL and tied for the highest in the majors (also: TEX's Shin-Soo Choo).
- His 6 doubles through the team's 1st 9 games were the most by a Padre in team history.

- In Padres wins, he slashed .323/.402/.494, while in Padres losses, he slashed .202/.262/.329.

2017

- Played in all 162 games (160 starts) for KC, setting career highs in hits (192), AVG (.318), OBP (.385), SLG (.498), OPS (.882), total bases (300), BB (66) and WAR (4.0), while tying career highs in HR (25), runs (98) and fielding % (.997).
- Made 160 starts, including 155 at 1st base and 5 as DH...was 1 of 5 players to play in 162 games, joining Alcides Escobar, Joey Votto, Rongned Odor and Freddy Galvis.
- Finished among the AL leaders in hits (2nd), AVG (T-3rd), OBP (4th) and multi-hit games (53, T-4th).

ERIC HOSMER



- The only players in 2017 to match his combination of HR (25), RBI (94) and AVG (.318) were Charlie Blackmon and Joey Votto.
- Hit 16 of his 25 home runs at home, setting the single-season HR record at Kauffman Stadium by a LHB.
- Recorded his 1,000th career hit on May 31 vs. DET.
- Named the Royals' Heart and Hustle Award winner by the Major League Baseball Players Alumni Association (MLBPAA) for the 2nd straight season.
- Won a Gold Medal with Team USA in the World Baseball Classic in March, unanimously earning All-World Baseball Classic Team honors...slashed .385/.500/.615 and hit a game-winning, 2-run HR in the 8th inning in a 4-2 win over Venezuela in the 2nd round at Petco Park.

2016

- Played in 158 games for KC...named the Most Valuable Player of the All-Star Game in San Diego at Petco Park.
- Hit a career-high-tying 25 HR...his 104 RBI were the most by a KC left-handed hitter since George Brett (112) in 1985.
- Collected 34 go-ahead RBI, tying for 2nd in the majors and trailing only Albert Pujols (35).
- Enjoyed a career-best 18-game hitting streak from April 10-29, batting .366 (26-for-71).
- Recorded an RBI in 6 straight games (14 total) from May 25-31 and saw a 7-game RBI streak (8 total) from Aug 15-21.
- In the 2016 All-Star Game at Petco Park, hit a 2nd-inning HR and an RBI single in the 3rd, becoming the 2nd Royal to earn All-Star Game MVP honors, joining Bo Jackson.
- Named the KC Heart and Hustle Award winner by the MLBPAA.

2015

- Crowned a World Series Champion with KC, their 2nd WS title and 1st since 1985...earned a Rawlings Gold Glove for the 3rd time in as many seasons, becoming the 1st AL first baseman to win 3 straight since Rafael Palmeiro (1997-99).
- Tied for the AL lead among 1st basemen with a .997 fielding % and T-8th in the AL in runs scored (98) and finished T-12th in RBI (93).
- Recorded an RBI in 10 straight games from Aug. 7-16, the longest such streak in the majors in 2015.

POSTSEASON: His 17 RBI in 16 postseason games set a KC record and were 4 RBI shy of the ML record, set by David Freese (21) in 2011.

- Had at least 1 RBI in 11 of his final 13 postseason games, including 6 straight from Game 4 of the ALDS to Game 4 of the ALCS.
- Had 3 game-winning RBI during the postseason run, a

go-ahead single in the 8th inning of Game 6 of the ALCS vs. TOR...plated the winning run in the 14th inning in Game 1 of the World Series vs. NYM, collecting a sac fly...broke up a 1-1 tie with an RBI single in the bottom of the 5th inning in Game 2 of the World Series in KC's eventual 7-1 win.

- Scored the tying run in the 9th inning of Game 5 of the World Series, coming in from 3rd on a Salvador Perez ground out.

2014

- Earned his 2nd consecutive Gold Glove Award, becoming the 1st AL first baseman to earn the honor in back-to-back seasons since Mark Texeira (2009-10)...advanced to the World Series vs. SF, eventually falling 1 game shy of the WS title.
- Began the season hitting .246 (83-for-338) from March 31 to June 30...hit .321 (53-for-165) with 14 2B, 1 3B, 5 HR and 23 RBI after July 1.
- Suffered a hairline fracture in his right hand and missed 29 games, being placed on the DL on August 2...hit .290 (27-for-93) with a .495 SLG after he returned from the DL.

POSTSEASON: Hit .351 (20-for-57) with 3 2B, 1 3B, 2 HR and 12 RBI in the postseason...his RBI total set a KC postseason record, which he topped with 17 RBI during the 2015 postseason.

- Recorded 3 hits in 3 different postseason games...his 6 multi-hit games during the postseason tied for 3rd-most with Alcides Escobar and Hunter Pence in 2014.
- Scored the tying run in the 12th inning of the 2014 Wild Card Game after reaching on a 1-out triple.

2013

- Earned his 1st Gold Glove and hit .302 (188-for-623) on the season with 34 2B, 17 HR and 79 RBI in 159 games.
- Finished 1st in the AL in multi-hit games (60)...ranked 7th in ML in hits (188) and 9th in AVG (.302).
- Hit .317 with 30 2B, 16 HR and 68 RBI from May 19 through the end of the season...his hit total (156) after May 19 was the highest in the Majors.

2012

- Hit .232 (124-for-535) with 22 2B, 14 HR and 60 RBI, recording a career-high 16 SB.

2011

- Opened the season in Omaha (AAA) and was leading all minor league players in AVG (.439) and OBP (.525) when his contract was selected on May 6...spent the remainder of the season in KC and finished 3rd in the AL Rookie of the Year voting (38 points).

ERIC HOSMER



- Led all qualifying ML rookies (min. 3.1 PA/game) in AVG (.293), go-ahead RBI (26) and game-winning RBI (13)...led AL rookies in hits (153), runs (66) and multi-hit games (42) while ranking 2nd in RBI (78), doubles (27), total bases (243) and XBH (49) and 3rd in HR (19) and BB (34).
- Named the AL Rookie of the Month twice (July & Sept.).
- Entered 2011 rated as the top prospect in the Royals' system and the "Best Hitter for Average" according to *Baseball America*...ranked by ESPN.com as the 5th-best prospect in all of baseball and 8th by MLB.com.

2010

- In **2010**, represented Team USA at the 2010 Pan American Games Qualifying Tournament...hit .389 with 2 2B, 2 triples, 1 HR and 7 RBI as Team USA finished tied for 3rd and qualified for the 2011 Pan Am Games as well as the 2011 World Cup.
- Split the season between Wilmington (A) and Northwest Arkansas (AA), hitting a combined .338 with 43 2B, 9 3B, 20 HR, 86 RBI and 87 runs scored in 137 games.
- Started at 1B for the U.S. at the XM All-Star Futures Game in Anaheim and went 4-for-5 with 2 RBI and 2 runs scored.
- Named an MiLB.com Organization All-Star for KC and earned Mid-Season and Post-Season Carolina League All-Star honors...also named a *Baseball America* Minor League All-Star.
- In **2009**, split the season between Burlington (A) and Wilmington (A), and in **2008**, made his professional debut with Idaho Falls (R) and hit .364 (4-for-11) in 3 games.

- Rated as the "Best Hitter for Average" in the Royals' system by *Baseball America* entering the 2009 season.

PERSONAL

- Goes by the nickname "Papo," which began in his rookie season with Kansas City. "It's a Latin thing," Hosmer said in an article. "It's like saying, 'what's up, dude?' or 'what's up bro?' or something like that. It's just something that's stuck with me."
- Married Kacie McDonnell on New Years Eve 2021 in Palm Beach, Florida.
- Son of Mike and Ileana and has 1 brother, Michael.
- Hosted Step Up to the Plate with Eric Hosmer in 2013 and 2014 to help recruit "bigs" for Big Brothers, Big Sisters.
- Graduated from American Heritage High School (FL), batting .470 with 11 HR, 27 RBI, 49 runs and 14 SB as a senior to earn Player of the Year honors from the South Florida Sun-Sentinel.
- Played in the Aflac All-American High School Baseball Classic in 2007.
- Prior to the 2008 draft, was rated as the high school player with the best power and the prep talent that is closest to the Majors by *Baseball America*.
- His favorite TV show is *Entourage* and favorite movie is *Ocean's Eleven*. His all-time favorite baseball player is Ken Griffey Jr.
- Cheers for the New York Giants.

ERIC HOSMER



ERIC HOSMER CAREER BATTING

Season	Team	League	AVG	G	AB	R	H	2B	3B	HR	RBI	BB	SO	SB	CS	OBP	SLG	OPS	PA	HBP	SAC	SF	GDP
2008	IDF	ROK	.364	3	11	2	4	2	0	0	2	3	2	0	0	.533	.545	1.078	15	1	0	0	0
2009	2 Teams	Minors	.241	106	377	40	91	19	4	6	59	53	90	3	2	.334	.361	.695	434	1	0	3	11
2009	BUR	A(Full)	.254	79	280	31	71	17	2	5	49	44	68	3	2	.352	.382	.734	327	0	0	3	10
2009	WIL	A(Adv)	.206	27	97	9	20	2	2	1	10	9	22	0	0	.280	.299	.579	107	1	0	0	1
2010	2 Teams	Minors	.338	137	520	87	176	43	9	20	86	59	66	14	2	.406	.571	.977	586	3	0	4	23
2010	WIL	A(Adv)	.354	87	325	48	115	29	6	7	51	44	39	11	1	.429	.545	.974	375	2	0	4	12
2010	NWA	AA	.313	50	195	39	61	14	3	13	35	15	27	3	1	.365	.615	.980	211	1	0	0	11
2011	OMA	AAA	.439	26	98	21	43	5	0	3	15	19	16	3	0	.525	.582	1.107	118	0	0	1	1
2011	KC	MLB	.293	128	523	66	153	27	3	19	78	34	82	11	5	.334	.465	.799	563	1	0	5	13
2012	KC	MLB	.232	152	535	65	124	22	2	14	60	56	95	16	1	.304	.359	.663	598	2	0	5	10
2013	KC	MLB	.302	159	623	86	188	34	3	17	79	51	100	11	4	.353	.448	.801	680	1	1	4	15
2014	OMA	AAA	.300	2	10	2	3	0	0	1	3	1	3	0	0	.364	.600	.964	11	0	0	0	0
2014	KC	MLB	.270	131	503	54	136	35	1	9	58	35	93	4	2	.318	.398	.716	547	3	0	6	12
2015	KC	MLB	.297	158	599	98	178	33	5	18	93	61	108	7	3	.363	.459	.822	667	3	1	3	16
2016	KC	MLB	.266	158	605	80	161	24	1	25	104	57	132	5	3	.328	.433	.761	667	1	0	4	18
2017	KC	MLB	.318	162	603	98	192	31	1	25	94	66	104	6	1	.385	.498	.883	671	0	0	2	20
2018	SD	MLB	.253	157	613	72	155	31	2	18	69	62	142	7	4	.322	.398	.720	677	1	0	1	18
2019	SD	MLB	.265	160	619	72	164	29	2	22	99	40	163	0	3	.310	.425	.735	667	3	0	5	12
2020	SD	MLB	.287	38	143	23	41	6	0	9	36	9	28	4	0	.333	.517	.850	156	2	0	2	3
2021	SD	MLB	.269	151	509	53	137	28	0	12	65	48	99	5	4	.337	.395	.732	565	5	1	2	13
Career		MLB	.277	1554	5875	767	1629	300	20	188	835	519	1146	76	30	.336	.431	.767	6458	22	3	39	150
Career		Minors	.312	274	1016	152	317	69	13	30	165	135	177	20	4	.393	.494	.887	1164	5	0	8	35

ERIC HOSMER

WILD CARD

Season	Team	League	AVG	G	AB	R	H	2B	3B	HR	RBI	BB	SO	SB	CS	OBP	SLG	OPS	PA	HBP	SAC	SF	GIDP
2014	KC	MLB	.750	1	4	2	3	0	1	0	1	2	0	0	1	.833	1.250	2.083	6	0	0	0	0
2020	SD	MLB	.167	3	12	1	2	1	0	0	3	1	2	0	0	.214	.250	.464	14	0	0	1	1
Career	Multiple	MLB	.313	4	16	3	5	1	1	0	4	3	2	0	1	.400	.500	.900	20	0	0	1	1

DIVISION SERIES

Season	Team	League	AVG	G	AB	R	H	2B	3B	HR	RBI	BB	SO	SB	CS	OBP	SLG	OPS	PA	HBP	SAC	SF	GIDP
2014	KC	MLB	.400	3	10	3	4	1	0	2	4	3	4	0	0	.538	1.100	1.638	13	0	0	0	0
2015	KC	MLB	.190	5	21	3	4	0	0	1	5	0	4	0	0	.190	.333	.524	21	0	0	0	0
2020	SD	MLB	.154	3	13	2	2	0	0	1	1	0	3	0	0	.154	.385	.538	13	0	0	0	0
Career	Multiple	MLB	.227	11	44	8	10	1	0	4	10	3	11	0	0	.277	.523	.799	47	0	0	0	0

CHAMPIONSHIP SERIES

Season	Team	League	AVG	G	AB	R	H	2B	3B	HR	RBI	BB	SO	SB	CS	OBP	SLG	OPS	PA	HBP	SAC	SF	GIDP
2014	KC	MLB	.400	4	15	0	6	0	0	0	3	2	4	0	0	.471	.400	.871	17	0	0	0	0
2015	KC	MLB	.250	6	24	4	6	1	0	0	6	1	6	0	0	.269	.292	.561	26	0	0	1	0
Career	Multiple	MLB	.308	10	39	4	12	1	0	0	9	3	10	0	0	.349	.333	.682	43	0	0	1	0

WORLD SERIES

Season	Team	League	AVG	G	AB	R	H	2B	3B	HR	RBI	BB	SO	SB	CS	OBP	SLG	OPS	PA	HBP	SAC	SF	GIDP
2014	KC	MLB	.250	7	28	3	7	2	0	0	4	2	8	0	0	.300	.321	.621	30	0	0	0	1
2015	KC	MLB	.190	5	21	3	4	1	0	0	6	2	7	1	0	.240	.238	.478	25	0	0	2	0
Career	Multiple	MLB	.224	12	49	6	11	3	0	0	10	4	15	1	0	.273	.286	.558	55	0	0	2	1

POSTSEASON (COMBINED)

Season	Team	League	AVG	G	AB	R	H	2B	3B	HR	RBI	BB	SO	SB	CS	OBP	SLG	OPS	PA	HBP	SAC	SF	GIDP
2014	KC	MLB	.351	15	57	8	20	3	1	2	12	9	16	0	1	.439	.544	.983	66	0	0	0	1
2015	KC	MLB	.212	16	66	10	14	2	0	1	17	3	17	1	0	.236	.288	.524	72	0	0	3	0
2020	SD	MLB	.160	6	25	3	4	1	0	1	4	1	5	0	0	.185	.320	.505	27	0	0	1	1
Career	Multiple	MLB	.257	37	148	21	38	6	1	4	33	13	38	1	1	.309	.392	.701	165	0	0	4	2

ALL-STAR

Season	Team	League	AVG	G	AB	R	H	2B	3B	HR	RBI	BB	SO	SB	CS	OBP	SLG	OPS	PA	HBP	SAC	SF	GIDP
2016	AL	MLB	.667	1	3	1	2	0	0	1	2	0	0	0	0	.667	1.667	2.333	3	0	0	0	0

CAREER TRANSACTIONS

OPTIONS USED: 0/3

2008 Signed by KC as a first-round selection (third overall) in the First-Year Player Draft, August 15

2018 Signed by SD as a Major League free agent, February 19



PIERCE JOHNSON



Height: 6-1 Bats: R
Weight: 211 Throws: R

36

**RIGHT-HANDED
PITCHER**

@Flowbro33
 piercej58

Full Name	Pierce William Johnson
Date of Birth	May 10, 1991 in Denver, Colorado
Current Residence	Arvada, Colorado
2022 Opening Day Age	30
MLB Service Time	2.137
MLB Debut	May 19, 2017 vs. MIL (with CHC)
How Obtained	Signed as a Major League free agent on December 23, 2019
Contract Status	Signed through 2022

QUICK HITS

- In the 1st postseason action of his big league career in 2020, became the 3rd Padre to pitch in 5-or-more consecutive postseason games, joining Brian Boehringer (5 games in '98) and Trevor Hoffman (7 games spanning '96 and '98; 5 of which were in '98).
- In '21, his 31.6 K% ranked in the 91st percentile among all ML pitchers while his curveball had a 2886 rpm spin rate, ranking in the 93rd percentile.
- Played for the Hanshin Tigers of Nippon Professional Baseball in Japan in 2019, ranking 2nd among Central League relievers in ERA (1.38), SO (91) and holds (40).

2021 SEASON

- Set career highs in a multitude of categories, including appearances (63), innings pitched (58.2), strikeouts (77), holds (9) and games started (2).
- His 11.59 SO/9 IP ratio ranked 11th among all NL relievers (min. 50.0 IP) and he struck out multiple batters in 25 of his 63 outings.
- Began the season on the 10-day IL (right adductor groin strain) before being reinstated on April 14.
- Was scoreless in 17 of his first 20 outings of the season in April/May, posting a 2.70 ERA with 3 of his 5 ER coming in 1 outing (April 24 @ LAD).
- His 2nd and final IL stint was June 19-28 (right triceps inflammation)...made just 8 app. (7.0 IP) in June (5.14 ERA).
- Posted the longest scoreless appearance streak in the SD pen with 13 from July 11-August 13...the 12.1 scoreless IP over that stretch was the 5th longest in the SD pen in '21.
- Allowed earned runs in 8 of his final 17 outings from August 15-October 2 (5.09 ERA) but posted a 3.00 ERA with a .211 opp. AVG after the All-Star break.
- Made 2 starts (August 24 vs. LAD and Sept. 16 @ SF), snapping a streak of 110 straight relief appearances to begin his career.
- Relied on 2 pitches: Curveball (68%) and Sinker (33%)
- His curveball had a 2886 rpm spin rate, ranking in the 93rd percentile, with opponents hitting just .207 (35-for-169) off it.

- His 31.6 K% ranked in the 91st percentile and trailed only his career-high 33.8 K% from the shortened 2020 season.

2020

- His 24 appearances tied with Craig Stammen for the most on the SD staff.
- His 1.38 ERA and .163 opponent AVG at home ranked 3rd among all ML pitchers who made 15+ appearances in their home parks.
- Allowed no earned runs 21 of his 24 total outings...4 of his 6 earned runs came in a single outing (Aug. 15 @ ARI).
- After the 4-run outing, allowed just 7 hits (.171 AVG) and 1 earned run (0.71 ERA) in his final 16 regular season outings (12.2 IP) from Aug. 17 on.
- Posted the 4th-longest scoreless inning streak out of the Padres pen in '20 with 7.1 scoreless IP across 19 outings from Aug. 17-Sept.10
- Had reverse splits, with his .087 AVG (2-23) to LHH ranking T-11th among all ML pitchers and 7th in the NL (min. 25 batters faced).
- Relied on 3 pitches: curve (54.2%), sinker (43.2%) and four seamer (2.6%).
- His curve had a 48.1% whiff rate, and his overall 40.0% whiff rate ranked in the 97th percentile among all ML pitchers.
- The 95.5 avg. mph on his four seamer ranked in the 90th percentile, while his curve had a 2,969 rpm spin rate, ranking in the 96th percentile.

POSTSEASON: In the 1st postseason action of his career, appeared in the 1st 5 of the Padres' 6 postseason games... he allowed no runs on just 2 hits while striking out 7 of the 15 batters he faced in his first 4 appearances...allowed 2 runs on 1 hit and 1 BB in Game 2 of the NLDS vs. LAD...he became the 3rd Padre to pitch in 5-or-more consecutive postseason games, joining Brian Boehringer (5 games in 1998) and Trevor Hoffman (7 games spanning 1996 and 1998; 5 of which were in 1998).

2019

- Played for the Hanshin Tigers of Nippon Professional Baseball in Japan, posting a career-best 1.38 ERA (9 ER, 58.2 IP) in 58 appearances with 91 SO against 13 BB.

PIERCE JOHNSON



- Ranked 2nd among Central League relievers in ERA (1.38), SO (91) and holds (40).
- Surrendered just 2 HR to the 224 batters he faced and just 5.2 hits/9 IP.
- In his 8th season as a professional, set a career-best with a 0.80 WHIP.

2018

- Made his 1st-career Opening Day roster, and in 5 stints with SF, posted a 5.56 ERA (27 ER, 43.2 IP) in 37 appearances.
- Earned his 1st ML win April 30, 2018 vs. SD, tossing a scoreless 9th.
- Went 3-2 with a 5.83 ERA in 23 games before being optioned to Sacramento (AAA) on June 4 to clear a spot for Madison Bumgarner, who was reinstated from the DL.
- Recalled from SAC for 1 game on June 15 and was optioned following the game...recalled from SAC for the 5th and final time on September 3.
- Appeared in 17 games at the Triple-A level, posting a 3.57 ERA and going 4-for-4 in save opportunities.

2017

- Posted a 3-2 record with a 4.31 ERA (26 ER, 54.1 IP) in 43 games (1 start) for Iowa (AAA), converting 9 of his 11 save chances.
- Struck out 74 batters in 54.1 IP with 27 BB.
- Made his ML debut on May 19 vs. MIL for the Cubs

(allowed 2 unearned runs in a 6th inning that was interrupted by a 1:59 rain delay).

- Designated for assignment by CHC on Sept. 13 and claimed off waivers by SF on Sept. 20.

2016

- Went 4-6 with a 6.14 ERA in 22 games (11 starts) for Iowa (AAA), though injuries plagued him throughout the season.
- In his 1st start of the season on April 11 vs. New Orleans, was struck in his pitching arm after tossing 3.0 scoreless IP...spent 10 days on the DL before he was activated on April 21 at New Orleans.
- Suffered a lat strain on May 2 at Nashville and landed on the DL the following day...activated on June 13 and went back on the DL when he exited his June 19th start.
- Transitioned to the bullpen on July 26 and went on to go 3-0 with a 3.22 ERA in 11 outings.

2012-2015

- Entered the **2015** season ranked as the Cubs 9th-best prospect by *Baseball America*...after missing most of the 1st half of the season with a back strain, posted a 6-2 record with a 2.08 ERA in 16 starts with Tennessee (AA)...made his 1st appearance at the Double-A level in **2014**, starting 17 games for Tennessee (AA) with a 5-4 record and a 2.55 ERA...made 2 starts with Kane County (A) after returning from the disabled list in June...in **2013**, made 23 appearances between KC and Daytona (A), going 11-6 with a 2.74 ERA...earned Cubs Pitcher of the Month honors for August after going 3-0 with a 1.02 ERA in 4 games...made

PIERCE JOHNSON



his professional debut in **2012**, starting 6 games between Mesa (R) and Boise (A).

PERSONAL

- Pierce's father, Don Johnson, served as the Padres vice president of marketing from 1992-1998. Pierce and his sister would roller blade up and down the ramps of Jack Murphy Stadium while Don was working.
- Graduated from Faith Christian Academy in Arvada, Colorado.
- Attended Missouri State University where he set the school's single-season record with 119 strikeouts (2nd in conference) and ranked 3rd in the Missouri Valley Conference in ERA (2.53) in 2012.
- Theo Epstein, who was an intern in the Padres office when Don was working, went on to draft Johnson in the 1st round for the Cubs in 2012 out of Missouri State.

PIERCE JOHNSON CAREER PITCHING

Season	Team	League	W	L	ERA	G	GS	CG	SHO	SV	IP	H	R	ER	HR	HB	BB	SO	WHIP	AVG	AB	WP	GDP	TBF	NP-S
2012	2 Teams	Minors	0	0	3.27	6	6	0	0	0	11.0	14	5	4	0	0	3	14	1.55	.333	42	2	1	45	85/70
2012	CUB	ROK	0	0	0.00	2	2	0	0	0	3.0	4	0	0	0	0	2	1.33	.364	11	0	1	11	15/15	
2012	BOI	A(Short)	0	0	4.50	4	4	0	0	0	8.0	10	5	4	0	0	3	12	1.63	.323	31	2	0	34	70/55
2013	2 Teams	Minors	11	6	2.74	23	21	0	0	0	118.1	109	41	36	5	9	43	124	1.28	.249	438	4	14	492	947/721
2013	KC	A(Full)	5	5	3.10	13	13	0	0	0	69.2	68	29	24	4	5	22	74	1.29	.255	267	3	9	296	575/448
2013	DAY	A(Adv)	6	1	2.22	10	8	0	0	0	48.2	41	12	12	1	4	21	50	1.27	.240	171	1	5	196	372/273
2014	2 Teams	Minors	5	5	2.54	20	19	0	0	0	102.2	64	30	29	9	6	57	99	1.18	.187	343	4	7	412	1526/922
2014	KC	A(Full)	0	1	2.45	2	2	0	0	0	11.0	4	3	3	1	1	3	8	0.64	.118	34	1	1	39	65/51
2014	TNS	AA	5	4	2.55	18	17	0	0	0	91.2	60	27	26	8	5	54	91	1.24	.194	309	3	6	373	1461/871
2015	TNS	AA	6	2	2.08	16	16	1	0	0	95.0	76	24	22	4	4	32	72	1.14	.223	341	2	5	383	1438/908
2016	IOW	AAA	4	6	6.14	22	11	0	0	0	63.0	60	44	43	8	5	43	75	1.63	.256	234	3	3	288	1179/721
2017	IOW	AAA	3	2	4.31	43	1	0	0	9	54.1	52	26	26	3	4	27	74	1.45	.257	202	4	6	234	923/579
2017	CHC	MLB	0	0	0.00	1	0	0	0	0	1.0	2	2	0	0	0	1	2	3.00	.333	6	0	0	7	29/16
2018	SAC	AAA	0	0	3.57	17	0	0	0	4	22.2	15	10	9	1	0	10	30	1.10	.183	82	2	2	92	368/236
2018	SF	MLB	3	2	5.56	37	0	0	0	0	43.2	38	27	27	5	0	22	36	1.37	.236	161	1	3	186	816/501
2020	SD	MLB	3	1	2.70	24	0	0	0	0	20.0	15	7	6	2	0	9	27	1.20	.214	70	1	2	80	310/199
2021	SD	MLB	3	4	3.22	63	2	0	0	0	58.2	47	21	21	6	1	27	77	1.26	.220	214	6	7	244	1045/664
Career		MLB	9	7	3.94	125	2	0	0	0	123.1	102	57	54	13	1	59	142	1.31	.226	451	8	12	517	2200/1380
Career		Minors	29	21	3.26	147	74	1	0	13	467.0	390	180	169	30	28	215	488	1.30	.232	1682	21	38	1946	6466/4157

WILD CARD

Season	Team	League	W	L	ERA	G	GS	CG	SHO	SV	IP	H	R	ER	HR	HB	BB	SO	WHIP	AVG	AB	WP	GDP	TBF	NP-S
2020	SD	MLB	0	0	0.00	3	0	0	0	0	2.1	2	0	0	0	1	1	5	1.29	.222	9	0	0	11	39/25

DIVISION SERIES

Season	Team	League	W	L	ERA	G	GS	CG	SHO	SV	IP	H	R	ER	HR	HB	BB	SO	WHIP	AVG	AB	WP	GDP	TBF	NP-S
2020	SD	MLB	0	0	10.80	2	0	0	0	0	1.2	1	2	2	0	0	1	2	1.20	.167	6	0	0	7	29/15

POSTSEASON (COMBINED)

Season	Team	League	W	L	ERA	G	GS	CG	SHO	SV	IP	H	R	ER	HR	HB	BB	SO	WHIP	AVG	AB	WP	GDP	TBF	NP-S
2020	SD	MLB	0	0	4.50	5	0	0	0	0	4.0	3	2	2	0	1	2	7	1.25	.200	15	0	0	18	68/40

CAREER TRANSACTIONS

- 2012 Signed by CHC as a Compensation A selection in the First-Year Player Draft, June 19
- 2017 Claimed off waivers by SF from CHC, September 20
- 2019 Signed by SD as a Major League free agent, December 23

OPTIONS USED: 3/3



RAY KERR

NRI

Height: 6-1 Bats: L
Weight: 179 Throws: L

56

**LEFT-HANDED
PITCHER**

Full Name	Raymond Alexander Kerr
Date of Birth	September 10, 1994 in Sacramento, California
Current Residence	Reno, Nevada
2022 Opening Day Age	27
MLB Service Time	0.000
How Obtained	Acquired from SEA along with OF Corey Rosier in exchange for INF Adam Frazier, November 27, 2021
Contract Status	Signed through 2022

QUICK HITS

- Between Double-A Arkansas and Triple-A Tacoma of SEA's farm system in 2021, he struck out 60 hitters and walked just 16, while also posting a 13.61 SO/9 IP ratio.
- He was selected to the Mariners' 40-man roster on November 19, 2021 before being acquired by SD along with OF Corey Rosier in exchange for INF Adam Frazier on November 27, 2021.

2021 SEASON

- Split the season between Arkansas (AA) and Tacoma (AAA), going a combined 2-1 with 5 saves and a 3.18 ERA (14 ER, 39.2 IP) across 36 appearances (1 start).
- Began the season with ARK and went 2-1 with a 2.83 ERA (9 ER, 28.2 IP), 2 holds and 3 saves in 6 save opportunities...he also posted a 43-to-10 SO/BB ratio and limited hitters to a .176 AVG along with a 0.98 WHIP.
- Was scoreless in his first 5 appearances and 6.0 IP, allowing just 5 hits from May 26-June 9.
- Walked just 1 hitter and struck out 17 across 9 appearances from July 23-August 21 before being promoted to TAC on Aug. 24, where he spent the remainder of the season.
- Blew the save in his AAA season debut on Aug. 26 vs. Salt Lake, issuing a season-high-tying 3 BB...did not allow a run over his next 7 appearances from Aug. 28-Sept. 16, surrendering just 2 hits and 1 walk while striking out 11.
- Made his only start of the season and his first since 2019 in his penultimate appearance of the campaign on Sept. 27 @ Round Rock, tossing 1.0 scoreless inning.
- Secured his 4th save of the season and his 2nd for the Rainiers in his final outing on Oct. 3 vs. Salt Lake, securing the Rainiers 3-0 shutout victory.
- Overall for TAC, made 12 appearances (1 start) with a 4.09 ERA, .205 opp. AVG and 13.91 SO/9 IP ratio.

2020

- Was not a part of the Mariners' 60-man player pool at their alternate training site in 2020.

2019

- Spent season with High-A Modesto, but also appeared in 1 game with AAA Tacoma on July 6 at Fresno.
- Among California League leaders, he ranked T-6th in walks (51), T-14th in saves (4) and T-18th in appearances (35).
- Averaged 9.29 SO/9 IP...struck out at least 1 batter in 32 of 36 appearances, including a season-high 6 batters on May 31 vs. Visalia.
- Tossed at least 2.0 innings in 26 of 36 appearances, including a season-high 6.0 innings on May 10 vs. Lancaster.
- Made 10 starts with Modesto, including each of his first 9 appearances to open the season, April 8-May 21.
- Went 0-2 with a 4.10 ERA (19 ER, 41.2 IP) in 10 starts.
- Went 2-3 with a 1.02 ERA (4 ER, 35.1 IP) over his final 20 appearances from June 23-Sept. 1...in that span, limited opponents to a .179 AVG (22-for-123), while walking 18 and striking out 48 over 35.1 IP.
- Did not allow an earned run (5 R) over 19.2 IP from June 23-July, going 3-1 with 1 save over 10 games (.125, 8-for-64, 5 BB, 19 K).
- Recorded the win AAA debut on July 6 at Fresno, striking out 2 in 2.1 scoreless innings in relief.
- Represented the Mariners on the Peoria Javelina's roster in the Arizona Fall League...went 0-0 with a 1.93 ERA (2 ER, 9.1 IP) in 6 relief appearances (.14 AVG; 5-for-35, 6 BB, 9 K)

2018

- Made 25 starts for Clinton (A) in his first full professional season...tossed a career-high 111.1 IP and ranked T-5th in the Midwest League with 25 starts.

2017

- Made his professional debut in his only appearance with the AZL Mariners on Sept. 1 vs. the AZL Angels.

PERSONAL

- Graduated from Hug (NV) High School in 2013...attended Mendocino College in 2014 before transferring to Lassen Community College (2016-17).



RAY KERR CAREER PITCHING

Season	Team	League	W	L	ERA	G	GS	CG	SHO	SV	IP	H	R	ER	HR	HB	BB	SO	WHIP	AVG	AB	WP	GIDP	TBF	NP-S
2017	MAR	ROK	0	0	0.00	1	0	0	0	0	1.0	0	0	0	0	0	0	2	0.00	.000	3	0	0	3	7-Jul
2018	CLI	A(Full)	5	11	4.28	25	25	0	0	0	111.1	117	66	53	14	6	43	101	1.44	.272	430	6	15	484	1851/1178
2019	2 Teams	Minors	4	7	3.82	36	10	0	0	4	92.0	85	54	39	1	8	51	93	1.52	.252	337	8	5	403	1649/1013
2019	MOD	A(Adv)	3	7	3.91	35	10	0	0	4	89.2	85	54	39	1	8	51	93	1.52	.252	337	8	5	403	1615/992
2019	TAC	AAA	1	0	0.00	1	0	0	0	0	2.1	0	0	0	0	0	0	2	0.00	.000	7	0	0	7	34/21
2021	2 Teams	Minors	2	1	3.18	36	1	0	0	5	39.2	26	16	14	2	3	16	60	1.06	.184	141	6	3	163	690/426
2021	ARK	AA	2	1	2.83	24	0	0	0	3	28.2	18	11	9	2	1	10	43	0.98	.176	102	5	2	115	500/306
2021	TAC	AAA	0	0	4.09	12	1	0	0	2	11.0	8	5	5	0	2	6	17	1.27	.205	39	1	1	48	190/120
Career		Minors	11	19	3.91	98	36	0	0	9	244.0	228	136	106	17	17	110	258	1.39	.248	918	20	23	1060	4197/2624

CAREER TRANSACTIONS

OPTIONS USED: 0/3

2017 Signed by SEA as a non-drafted free agent, August 22

2021 Acquired by SD from SEA along with OF Corey Rosier in exchange for INF Adam Frazier, November 27



HA-SEONG KIM

7

INFIELDER

Height: 5-11 Bats: R

Weight: 194 Throws: R

HA-sung
hhh_07

Full Name	Ha-Seong Kim
Date of Birth	October 17, 1995 in Bucheon, South Korea
Current Residence	Bucheon, South Korea
2022 Opening Day Age	26
MLB Service Time	1.000
MLB Debut	April 1, 2021 vs. ARI (with SD)
How Obtained	Signed as an international free agent on December 31, 2020
Contract Status	Signed through 2024 (mutual option for 2025)

QUICK HITS

- Was officially posted by the KBO's Kiwoom Heroes on December 7, 2020. Signed a 4-year contract with the Padres on December 31, 2020, becoming the Padres' 1st Korean-born position player.
- Earned the KBO Golden Glove Award at shortstop in both 2018 and 2019. Entering MLB, he had played all four infield positions during his career (776 at SS, 106 at 3B, 6 at 2B, 1 at 1B).
- Clayton Kershaw was his mom's favorite player growing up. Said Kim: "My mother always said, 'I want you to play on the same stage as Kershaw...'" On June 22, 2021 at Petco Park, he hit a pinch-hit, game deciding HR against Kershaw. His family was watching the game live back in Korea, and Ha-Seong said, "My mother cried a little."
- In 2021, his 2.1 defensive WAR was the 3rd-highest in the National League per Baseball Reference, behind just COL's Ryan McMahon (2.5) and PIT's Jacob Stallings (2.3).
- Originally selected by the Nexen Heroes in the 3rd round of the 2014 KBO Draft from Yatap High School in Seongnam.

2021 SEASON

- Made his Major League debut on April 1, 2021 vs. ARI, pinch hitting in the 7th (struck out swinging)...logged his 1st MLB hit, multi-hit game, and RBI in his next appearance on April 3 vs. ARI, going 2-for-4 with an RBI.
- Posted by the KBO's Kiwoom Heroes on Dec. 7, 2020... signed a 4-year contract with SD on Dec. 31, 2020, becoming the Padres' 1st Korean-born position player.
- Entered 2021 rated as the No. 78 prospect in all of baseball by *Baseball America* and No. 86 by ESPN...*Baseball America* also ranked Kim as the Padres' No. 5 overall prospect and their 2nd-highest ranked infield prospect, behind just SS CJ Abrams.
- His 2.1 defensive WAR was the 3rd-highest in the National League per Baseball Reference, behind just COL's Ryan McMahon (2.5) and PIT's Jacob Stallings (2.3).
- Had a season-long 5-game hitting streak from May 17-23, batting .316 (6-for-19) with 3 2B, 1 3B and 4 RBI...had a season-long 7-game on-base streak (reaching via hit, walk,

ACCOLADES

KBO Golden Glove Award (SS, 2018 & 2019)

- or hit-by-pitch) from May 15-23.
- The Padres were 59-58 in games in which he appeared and 38-25 in games in which he started.
- Hit .222 vs. left-handers (18-for-81) with 7 2B and 2 HR and hit .194 (36-for-186) vs. right-handers with 5 2B, 2 3B and 6 HR.
- Posted a .719 OPS at Petco Park, while posting just a .530 OPS on the road.
- Slugged .406 vs. NL West opponents (5 2B and 4 HR).
- Made 40 appearances as a pinch hitter, batting .114 (4-for-35) with a home run and 4 walks.
- His 3 outs above average tied with Adam Frazier and Manny Machado for the highest among Padres' infielders, and was T-2nd on the team behind Trent Grisham's 6 OAA.
- In the field, made appearances at second base (21 games and 20 starts), third base (23 games and 18 starts), and shortstop (35 games and 25 starts)...made 5 errors.

2020

- Played 138 games with the Kiwoom Heroes of the Korean Baseball Organization (KBO), appearing in 96 games at shortstop and 55 games at third base.
- Hit .306 (163-for-533) with a career-high 30 HR, .397 OBP, .921 OPS, 24 2B, 109 RBI, 23 SB, 111 runs scored and 75 walks to just 68 strikeouts.
- Led his club in HR, RBI and runs scored, and among all KBO players, Kim ranked 3rd in runs scored, 5th in stolen bases, 6th in walks, 8th in total bases (279), 9th in RBI, 10th in HR, 11th in hits and OPS, 12th in AVG and 13th in SLG (.523).
- His walk-to-strikeout rate in 2020 in the KBO, more than double his first full season in 2015, when he walked 56 times and struck out 115 times.
- At 25, he was the youngest player among the top 10 home-run hitters in the KBO in 2020...Mel Rojas Jr. led with 47 HR, and former MLB players Preston Tucker (32), Jamie Romak (32) and Aaron Altherr (31) finished ahead of Kim, who ranked 9th in the league.

HA-SEONG KIM



- Prior to his posting, was ranked by FanGraphs as their No. 8 highest rated free agent in 2021.
- Was officially posted by the KBO's Kiwoom Heroes on December 7, 2020...Signed his 4-year contract with the Padres on December 31, 2020.
- Entering 2021, ranked by *Baseball America* as the Padres' No. 5 overall prospect and their 2nd-highest ranked infield prospect (behind C.J. Abrams).

2019

- In his 6th season with the Kiwoom Heroes (previously named Nexen, after the naming rights were sold to Kiwoom Securities), he batted a career-high .307 (166-for-540) with 38 2B, 2 3B and 19 HR in 139 games.
- Swiped a career-high 33 bases and was caught stealing just 4 times...also set career highs in hits, doubles and run scored.
- Earned his 2nd KBO Gold Glove award in as many years at shortstop...played in 105 games (with 100 games started) and logged 846.0 innings at shortstop in 2019 with 15 errors, 62 double plays turned and a .967 fielding percentage...also played in 36 games at 3B (28 starts).

2018

- Earned his 1st-career KBO Gold Glove award at SS for the Nexen Heroes, playing in 126 games (124 starts) at short with a .979 fielding percentage.
- Hit .288 on the season in 129 games (147-for-511) with a .358 OBP, .474 SLG and .832 OPS...but he also hit in a career-high 16 double plays.

2014-17

- Hit .302 in 141 games with the Nexen Heroes in the KBO in **2017**, logging a career-high 114 RBI...posted a .889 OPS, which is the 2nd highest mark behind just his .921 OPS in 2020...in **2016**, logged a career-high 7 triples in a career-high 144 games played...also swiped 28 bags, 2nd most in a season in his career behind his 33 SB in 2019...was caught stealing 15 times, the most in a season...in his first full professional season in **2015**, was fanned the most times in a season (115 strikeouts), and he slashed .290/.362/.489 in 140 games played...in **2014**, in his rookie campaign with the Nexen Heroes, he hit just .188 (9-for-48) with 2 2B, 1 3B, 2 HR, 8 BB, 7 RBI and 4 SB...originally selected by the Heroes in the 3rd round of the 2014 KBO Draft from Yatap High School in Seongnam.

PERSONAL

- In his introductory interview on January 5, 2021, Kim said, "The main reason I joined the Padres is the Padres are not only a contender, but the Padres will become a World Series champion this year. I want to be part of a winning team. That's why I joined the Padres."
- In 2019, played in the WBSC Premier12 (World Baseball Softball Confederation) at which Team Korea won silver and qualified for the Tokyo Olympic Games...Kim and OF Jung-hoo Lee were Korea's representatives on the All-World Team named after the tournament.
- Attended Yatap High School in Seongnam, from which he was drafted by the Nexen Heroes in 2014.
- Respects Chan Ho Park, who gave Kim advice about playing in the United States for the first time.

HA-SEONG KIM



HA-SEONG KIM CAREER BATTING

Season	Team	League	AVG	G	AB	R	H	2B	3B	HR	RBI	BB	SO	SB	CS	OBP	SLG	OPS	PA	HBP	SAC	SF	GIDP
2014	Nexen	KBO	.188	60	48	17	9	2	1	2	7	8	13	4	3	.298	.396	.694	59	0	2	1	2
2015	Nexen	KBO	.290	140	511	89	148	35	5	19	73	56	115	22	4	.362	.489	.851	582	5	4	6	10
2016	Nexen	KBO	.281	144	526	92	148	29	7	20	84	60	80	28	15	.358	.477	.836	599	6	2	5	7
2017	Nexen	KBO	.302	141	526	90	159	36	3	23	114	58	65	16	8	.376	.513	.889	601	8	2	7	8
2018	Nexen	KBO	.288	129	511	95	147	27	4	20	84	54	81	8	2	.358	.474	.832	576	5	1	5	16
2019	Kiwoom	KBO	.307	139	540	112	166	38	2	19	104	70	80	33	4	.389	.491	.880	625	7	1	7	12
2020	Kiwoom	KBO	.306	138	533	111	163	24	1	30	109	75	68	23	2	.397	.523	.921	622	8	3	3	12
2021	SD	MLB	.202	117	267	27	54	12	2	8	34	22	71	6	1	.270	.352	.622	298	4	2	3	6
Career		MLB	.202	117	267	27	54	12	2	8	34	22	71	6	1	.270	.352	.622	298	4	2	3	6
Career		KBO	.294	891	3195	606	940	191	23	133	575	381	502	134	38	.373	.493	.866	3664	39	15	34	67

CAREER TRANSACTIONS

OPTIONS USED: 0/3

2020 Signed by SD as an international free agent, December 31



REISS KNEHR

NRI



Height: 6-3 Bats: L
Weight: 222 Throws: R

73

**RIGHT-HANDED
PITCHER**

kah-NEER

Full Name	David Reiss Knehr
Date of Birth	November 3, 1996 in Manhasset, New York
Current Residence	Manhasset, New York
2022 Opening Day Age	25
MLB Service Time	0.034
MLB Debut	July 9, 2021 vs. COL
How Obtained	Signed as a 20th-round selection in the 2018 First-Year Player Draft, June 18
Contract Status	Signed through 2022

QUICK HITS

- Had his contract selected on July 9, 2021 from Double-A prior to making a Triple-A appearance, and he made his ML debut that same day with a start vs. COL...allowed 2 runs on 3 hits, striking out 3 and walking 4 in SD's 4-2 win.
- Struck out 10 batters twice in 3 starts during the 2019 season for Lake Elsinore.
- His 11.26 SO/9 ratio in '19 ranked 9th in the California League (min. 10 starts) and 3rd on the Storm staff, behind MacKenzie Gore and Luis Patiño.

2021 SEASON

- Split his season between SD, El Paso (AAA) and San Antonio (AA), making 19 combined MiLB appearances (16 starts) with a 3.57 ERA and 12 appearances (5 starts) for SD with a 4.97 ERA.
- Had his contract selected on July 9 from Double-A prior to making a Triple-A appearance and made his ML debut that same day with a start vs. COL...allowed 2 runs on 3 hits, striking out 3 and walking 4 in SD's 4-2 victory...was optioned to ELP the following day, 1 of 5 options throughout the season.
- In his 5 starts for SD, he went 0-2 with a 6.46 ERA (11 ER, 15.1 IP) and .246 opp. AVG...in his 7 relief appearances, he went 1-0 with a 3.29 ERA (5 ER, 13.2 IP) and .191 opp. AVG.
- Recalled from ELP as the 27th man to start the back end of a doubleheader on July 21 @ ATL (1.2 IP, H, 3 ER), but the game was suspended due to rain...the game was resumed in San Diego at Petco Park as part of a doubleheader on Sept. 24, and Knehr was recalled as the 29th man to start the originally scheduled game on the back end of the doubleheader, tossing a career-high 4.0 IP (5 H, 3 ER).
- Earned his 1st ML victory on Aug. 15 @ ARI (2.0 IP, 3 H, ER).
- While in the big leagues, limited LHH to a .182 AVG while RHH batted .250.
- Began the season with San Antonio (AA), going 6-1 with a 3.90 ERA across 11 starts...made 8 appearances (5 starts) for the Chihuahuas, going 0-2 with a 2.66 ERA (6 ER, 20.1 IP)...from August 27-Sept. 20, he made 6 app. (3 starts) for ELP, going 0-1 with 1 save and a 3.09 ERA.
- Earned Triple-A West Pitcher of the Week honors on Aug. 1.

ACCOLADES

Triple-A West Pitcher of the Week (August 1, 2021)

- Relied on 4 pitches: 4-Seam Fastball (55%), Changeup (23%), Cutter 15%) and Slider (8%).
- His 4-seamer averaged 93.5 mph with opponents hitting .169 off it...they hit .190 vs. his changeup, .333 vs. his slider and .429 vs. his cutter.

2020

- Was not a part of the Padres' 60-man player pool at their alternate training site in 2020.

2019

- Spent the entire campaign with Lake Elsinore (A), going 3-5 with a 5.43 ERA (40 ER, 66.1 IP) in 17 app (12 starts).
- Earned his 1st save of 2019 and the third of his career in his 1st outing on May 31 vs. San Jose...tossed a scoreless 8th inning in his 2nd outing in LE's 9-3 defeat on June 4.
- Over his next 7 outings (6 starts) from June 8-July 17, went 3-2 with a 2.88 ERA (11 ER, 34.1 IP) with a 12.05 SO/9 ratio and .217 opp. AVG.
- Posted a career-high 10 strikeouts twice in 3 appearances...struck out 10 in LE's 10-0 victory vs. Lancaster on July 4...struck out another 10 13 days later on July 17 vs. Modesto in a career-high 8.0 IP in the Storm's 4-1 extra inning defeat...Knehr did not start the game, but pitched the 3rd thru 10th innings, allowing just 5 hits.
- Went 0-3 with a 9.00 ERA (28 ER, 28.0 IP) in his final 8 appearances (6 starts) of the campaign...he allowed 9 runs (8 earned) across 4.1 IP on July 23, 8 runs (all earned) in 1.0 inning of relief on Aug. 4 and 8 runs (6 earned) in 5.2 IP on Aug. 14...excluding those 3 outings, he posted a 2.93 ERA (18 ER, 55.1 IP) with a .229 opp. AVG.

2018

- Made his professional debut with 12 relief appearances for the Rookie-Level AZL Padres 1, going 3-0 with a 2.84 ERA (6 ER, 19.0 IP), 25 SO against 8 BB and a .167 opp. AVG.
- Converted both of his 1st 2 professional save opportunities on July 14 and 18.

REISS KNEHR NRI



- Promoted to Fort Wayne (A) on Aug. 4 and took his only loss of the campaign in his TinCaps debut that same day vs. Lansing, allowing 3 runs on 2 hits in the 7th inning in FW's eventual 5-3 defeat.
- Overall for FW, went 0-1 with a 4.02 ERA (7 ER, 15.2 IP) and a .241 opp. AVG in 8 appearances (1 start).

Fordham's career strikeouts list (218)...his 2.93 career ERA ranks 10th in the school's history.

- Earned Atlantic 10 Pitcher of the Week on May 14, 2018 after throwing a complete game, 4-hit shutout at Massachusetts with a season-high 10 strikeouts.
- A multi-sport athlete at St. Dominic High School in Oyster Bay, New York, he played for the varsity baseball, soccer, basketball and football teams.
- Majored in Communications with a concentration in Media, Culture, & Society.

PERSONAL

- Served as a 2-way player (SP/OF) during his 3-year career at Fordham University, finishing in a tie for 2nd place on

REISS KNEHR CAREER PITCHING

Season	Team	League	W	L	ERA	G	GS	CG	SHO	SV	IP	H	R	ER	HR	HB	BB	SO	WHIP	AVG	AB	WP	GDP	TBF	NP-S
2018	2 Teams	Minors	3	1	3.38	20	1	0	0	2	34.2	26	16	13	3	3	15	45	1.18	.200	130	4	3	149	439/292
2018	SD1	ROK	3	0	2.84	12	0	0	0	2	19.0	12	8	6	2	0	8	25	1.05	.167	72	3	2	80	163/125
2018	FW	A(Full)	0	1	4.02	8	1	0	0	0	15.2	14	8	7	1	3	7	20	1.34	.241	58	1	1	69	276/167
2019	LE	A(Adv)	3	5	5.43	17	12	0	0	1	66.1	71	43	40	11	3	28	83	1.49	.267	266	6	2	298	1229/766
2021	2 Teams	Minors	6	3	3.57	19	16	0	0	1	75.2	56	30	30	7	7	31	66	1.15	.210	267	2	10	307	1221/761
2021	SA	AA	6	1	3.90	11	11	0	0	0	55.1	41	24	24	4	6	22	46	1.14	.209	196	2	6	225	917/568
2021	ELP	AAA	0	2	2.66	8	5	0	0	1	20.1	15	6	6	3	1	9	20	1.18	.211	71	0	4	82	304/193
2021	SD	MLB	1	2	4.97	12	5	0	0	0	29.0	23	16	16	2	2	20	20	1.48	.221	104	3	1	129	513/309
Career		MLB	1	2	4.97	12	5	0	0	0	29.0	23	16	16	2	2	20	20	1.48	.221	104	3	1	129	513/309
Career		Minors	12	9	4.23	56	29	0	0	4	176.2	153	89	83	21	13	74	194	1.28	.231	663	12	15	754	2889/1819

CAREER TRANSACTIONS

OPTIONS USED: 1/3

2018 Signed by SD as a 20th-round selection in the First-Year Player Draft, June 18



TAYLOR KOHLWEY

NRI



Height: 6-2 Bats: L
Weight: 212 Throws: L

93

OUTFIELDER

COLLEGE: COLE-way

Full Name	Taylor Scott Kohlwey
Date of Birth	January 20, 1994 in La Crosse, Wisconsin
Current Residence	Onalaska, Wisconsin
2022 Opening Day Age	27
MLB Service Time	0.000
How Obtained	Signed as a 21st-round selection in the 2016 First-Year Player Draft on June 14, 2016
Contract Status	Signed through 2022

QUICK HITS

- Posted a .278 average across parts of 5 minor league seasons in SD's system from 2016-21.
- In 2021 for Triple-A El Paso, he finished 3rd among Triple-A West league leaders in average with a .319 clip.
- Last season, he hit the first inside-the-park grand slam in El Paso team history on July 11. Four nights later on July 15, he became the first player in Chihuahuas history to record a 3-triple game.
- The 2016 Division III Player of the Year out of the University of Wisconsin-La Crosse, he was named to the D3baseball.com 2010's All-Decade First Team in August 2020.

2021 SEASON

- Began the season with San Antonio (AA) before being assigned to El Paso (AAA) on May 12...was assigned back to SA on June 2 before being re-assigned to ELP on June 16 where he remained for the rest of the the season.
- While with the Missions, he hit .269 (18-for-67) with 5 2B, 1 HR, 13 RBI and 12 runs scored in 18 games for the Missions.
- Finished 3rd among Triple-A West leaders in batting average (.319) while with the Chihuahuas.
- Ranked among ELP club leaders in on-base percentage (.381, 2nd), RBI (56, 2nd), total hits (109, 3rd), walks (37, 4th), doubles (18, T-5th), runs scored (47, T-6th) and stolen bases (9).
- Collected 27 multi-hit games, 3 3-hit games and 1 four-hit game.
- Played in 97 games for ELP and made 33 appearances in RF, 23 in LF, 21 in CF, 18 at 1B and 1 as the DH...recorded 3 OF assists, T-2nd most on the club.
- Homered July 2 for his first career HR at the Triple-A level... the following night on July 3, he reached base 5 times out of the leadoff spot, going 4-for-4 with his 2nd career Triple-A home run, 2 RBI and 1 BB...his 4 hits and 4 runs scored both tied his career highs.
- In a July 11 game that was suspended and resumed on July 12, he hit an inside-the-park grand slam, the first in team history, and the fifth inside-the-park homer in team history.
- Had 3 triples on July 15, the most by a Chihuahuas player in a single game in team history. From 1913-2021, only 29 Major League players had 3 triples in a single game, with

ACCOLADES

MiLB Organization All-Star (2019 & '21, SD)

California League Player of the Week (May 5, 2019; Lake Elsinore)

Yasiel Puig for LAD being the last to do so on July 25, 2014...in addition, the 3 triple game would have tied the old Pacific Coast League record for most triples in a game...it had happened only 9 times in PCL history dating back to the early 1900's, and was last done by OF Peter Bourjos for the Salt Lake Bees on April 16, 2010 at Tacoma...no player in the recorded history of Major League Baseball has hit four triples in a single game.

- Overall in 25 July games, he slashed .379/.427/.568 with 3 2B, 3 3B, 3 HR, 17 RBI, 8 BB and 20 SO while converting all 3 of his stolen base opportunities.
- Posted a season and career-long 12-game hitting streak from Sept. 5-18, reaching base multiple times in each of those contests with a .452 batting average.

2020

- Did not appear in the Padres 60-man player pool at their alternate training site during the regular season.

2019

- Played in 3 levels of the Padres' system in 2019, appearing in 19 games for Lake Elsinore (A), 65 games for Amarillo (AA) and 11 for El Paso (AAA).
- Finished off his stay at LE earning California League Player of the Week honors for the week ending on May 5, slashing .609/.667/.783 and earning a promotion to AMA on May 6
- Reached the Triple-A level for this first time in his career after being promoted to ELP on Aug 17...hit .304 (7-for-23) with 2 2B, 9 RBI and 4 runs scored in 11 games for the Chihuahuas.
- Was assigned back to AMA on Sept. 4 for their Texas League title run and hit .364 (4-for-11) with 3 2B, 1 RBI, 3 runs scored and 2 walks.

2016-2018

- Spent **2018** between LE and SA, hitting a combined .252 with 11 2B, 4 3B, 8 HR, 31 RBI and 32 runs scored in 89 contests.
- Spent the duration of **2017** with LE, hitting .244 with 15 2B,

TAYLOR KOHLWEY

NRI

5 3B, 1 HR, 25 RBI and 40 runs scored across 92 games.

- Made his professional debut in **2016**, hitting a combined .260 between LE, Fort Wayne (A) and Tri-City (A).

PERSONAL

- In August 2020, the former University of Wisconsin-La Crosse outfielder was named to the D3baseball.com 2010's All-Decade First Team, 1 of 19 players selected to the first team, including 1 of 3 outfielders.

- Started 151 of 157 career games at UWL from 2013-16... ranks first in school history in AVG (.477), runs (191), hits (277), 2B (58), RBI (154) and slugging percentage (.704).
- He earned the 2016 America Baseball Coaches Association/Rawlings Gold Bat Award for NCAA Division III Player of the Year, and was a 3-time ABCA All-America First Team selection (2014-16).
- He recorded a 51-game hitting streak across his 2015 junior and 2016 senior seasons, the 2nd-longest streak in NCAA Division III history.

TAYLOR KOHLWEY CAREER BATTING

Season	Team	League	AVG	G	AB	R	H	2B	3B	HR	RBI	BB	SO	SB	CS	OBP	SLG	OPS	PA	HBP	SAC	SF	GIDP
2016	3 Teams	Minors	.260	53	208	25	54	7	6	1	25	24	49	12	5	.343	.365	.708	237	3	1	1	2
2016	TRI	A(Short)	.220	33	127	14	28	4	4	1	20	19	27	8	3	.324	.339	.663	148	1	0	1	1
2016	FW	A(Full)	.357	7	28	3	10	1	0	0	2	2	6	4	1	.419	.393	.812	32	1	1	0	0
2016	LE	A(Adv)	.302	13	53	8	16	2	2	0	3	3	16	0	1	.351	.415	.766	57	1	0	0	1
2017	LE	A(Adv)	.244	92	303	40	74	15	5	1	25	27	81	2	2	.314	.337	.651	344	5	6	3	4
2018	2 Teams	Minors	.252	89	250	32	63	11	4	8	31	30	75	5	4	.345	.424	.769	294	7	4	3	2
2018	LE	A(Adv)	.196	17	46	7	9	3	0	2	9	5	17	1	0	.283	.391	.674	54	1	1	1	1
2018	SA	AA	.265	72	204	25	54	8	4	6	22	25	58	4	4	.359	.431	.790	240	6	3	2	1
2019	3 Teams	Minors	.302	95	288	58	87	14	3	5	41	39	73	9	3	.396	.424	.820	339	8	1	3	2
2019	LE	A(Adv)	.387	19	62	8	24	2	2	1	10	7	15	2	0	.444	.532	.976	72	1	0	2	0
2019	AMA	AA	.276	65	203	46	56	10	1	4	22	29	54	6	3	.382	.394	.776	239	6	1	0	2
2019	ELP	AAA	.304	11	23	4	7	2	0	0	9	3	4	1	0	.393	.391	.784	28	1	0	1	0
2021	2 Teams	Minors	.311	115	409	59	127	23	4	8	69	51	98	11	6	.383	.445	.828	467	1	0	6	5
2021	SA	AA	.269	18	67	12	18	5	0	1	13	14	14	2	3	.393	.388	.781	84	1	0	2	1
2021	ELP	AAA	.319	97	342	47	109	18	4	7	56	37	84	9	3	.381	.456	.837	383	0	0	4	4
Career		Minors	.278	444	1458	214	405	70	22	23	191	171	376	39	20	.359	.403	.762	1681	24	12	16	15

CAREER TRANSACTIONS

OPTIONS USED: 0/3

2016 Signed by SD as a 21st-round selection in the First-Year Player Draft, June 14



KEVIN KOPPS

NRI



Height: 6-0 Bats: R
Weight: 200 Throws: R

94

**RIGHT-HANDED
PITCHER**

Full Name	Kevin Richard Kopps
Date of Birth	March 2, 1997 in Houston, Texas
Current Residence	Sugar Land, Texas
2022 Opening Day Age	25
MLB Service Time	0.000
How Obtained	Signed as a third-round selection in the 2021 First-Year Player Draft on July 19
Contract Status	Signed through 2022

cops
 @KevinKopps
 kevinkopps

QUICK HITS

- Won the Golden Spikes Award as the top collegiate player in 2021 out of Arkansas University. Joined former Razorback outfielder Andrew Benintendi (2015) as the 2nd student-athlete from Arkansas to win the award.
- Finished the 2021 campaign at Arkansas with a 12-1 record and 11 saves, and posted the nation's lowest ERA (0.90) and WHIP (0.76) while striking out 131 in 89.2 innings of work. Opposing hitters had a .162 batting average against the right-hander, who set the program's single-season record for ERA during his historic year.

2021 SEASON

- Made his professional debut in '21, allowing just 1 ER (0.61 ERA) in 14 relief outings between the Arizona Complex League Padres (R), Fort Wayne (A) and San Antonio (AA).
- Struck out the side in his first professional outing on Aug. 2 at the ACL Angels.
- Allowed his lone run in his 2nd pro outing vs. the ACL White Sox, which was also his only outing lasting longer than 1.0 IP...proceeded to allow zero runs and just 3 hits (.079 AVG) across his next 12 outings of the campaign from Aug. 9-Sept. 18.
- Promoted to FW on Aug. 20 and finished off the game in 5 of his 8 appearances with the TinCaps, going 1-0 and covering all 3 of his save opportunities...allowed just 2 hits overall while with FW.
- Promoted to SA on Sept. 14 and posted 2 scoreless outings.
- Recorded at least 1 SO in 12 of his 14 outings...on the season, struck out 22 and walked just 5 in his 14.2 IP (13.50 SO/9 IP ratio).

PERSONAL

- Took home just about every major award in college baseball in 2021, including the Golden Spikes Award, Dick Howser Trophy, SEC Pitcher of the Year as well as National Player of the Year by Collegiate Baseball and D1Baseball.
- Struck out 131 batters, the 3rd-most in a single season in Arkansas program history, while walking just 18 and allowing only nine earned runs all season.
- Punched out at least one batter in all of his team-leading 33 appearances, including 29 multi-strikeout efforts.
- His lone start of his award-winning season came against NC State in a must-win Game 3 of the NCAA Tournament Super Regional (June 13), striking out a season-high nine in 8.0 innings.
- Member of an Arkansas pitching staff that set a school record with 657 strikeouts in 2021.
- Named 1 of 5 finalists, along with US Olympic gold medalists Simone Biles (gymnastics), Caeleb Dressel (swimming), Athing Mu (track and field) and Maddie Musselman (water polo), for the Amateur Athletic Union (AAU) James E. Sullivan Award, presented to the most outstanding athlete in the United States.
- Son of Rick and Michelle...has one sister, Ashley, who played softball at Sam Houston State.

KEVIN KOPPS CAREER PITCHING

Season	Team	League	W	L	ERA	G	GS	CG	SHO	SV	IP	H	R	ER	HR	HB	BB	SO	WHIP	AVG	AB	WP	GDP	TBF	NP-S
2021	3 Teams	Minors	1	0	0.61	14	0	0	0	3	14.2	5	1	1	0	1	6	22	0.75	.104	48	1	1	55	169/120
2021	PAD	ROK	0	0	1.93	4	0	0	0	0	4.2	3	1	1	0	0	1	10	0.86	.176	17	0	0	18	41/37
2021	FW	A+	1	0	0.00	8	0	0	0	3	8.0	2	0	0	0	0	4	10	0.75	.080	25	1	1	29	96/63
2021	SA	AA	0	0	0.00	2	0	0	0	0	2.0	0	0	0	0	1	1	2	0.50	.000	6	0	0	8	32/20
Career		Minors	1	0	0.61	14	0	0	0	3	14.2	5	1	1	0	1	6	22	0.75	.104	48	1	1	55	169/120

CAREER TRANSACTIONS

OPTIONS USED: 0/3

2021 Signed by SD as a third-round selection in the First-Year Player Draft, July 19



IAN KROL NRI

63

LEFT-HANDED PITCHER

Height: 6-1

Bats: L

Weight: 210

Throws: L

@IANKROL_TKB

iank_tkb

Full Name	Ian Albert Krol
Date of Birth	May 9, 1991 in Hinsdale, Illinois
Current Residence	Chicago, Illinois
2022 Opening Day Age	30
MLB Service Time	4.068
MLB Debut	June 5, 2013 vs. NYM (with WSH)
How Obtained	Signed as a minor league free agent on March 18, 2022
Contract Status	Signed through 2022

QUICK HITS

- Entered 2022 with 243 Major League relief appearances between WSH (2013), DET (2014-15), ATL (2016-17), LAA (2018) and DET again (2021).
- Spent the 2020 season with the Nerds Herd in Joliet, Illinois. It was formed as part of a 4-team league, called the City of Champions Cup, and the team was sponsored by Ferrara Candy Company, the Chicago manufacturer that produces Nerds candy. Played their games at DuPage Medical Group Field, the same field where Krol once won a high school state title.

2021 SEASON

- Pitched in 18 games with DET, and posted a 0-0 record with a 4.34 ERA (9 ER, 18.2 IP) and 18 strikeouts.
- Appeared in 20 games, including 1 start, with Triple-A Toledo, compiling a 2-0 record with 4 saves, a 2.45 ERA (7 ER, 25.2 IP) and 31 SO.
- Made his season debut for the Tigers on July 9 @ MIN, allowing 2 runs on 2 hits in 0.2 IP...was his 1st outing at the ML level since pitching for LAA on May 27, 2018 @NYM.
- Did not allow a run in 8 straight outings from July 10-August 8, tossing 8.2 scoreless innings with 6 SO.

2020

- Spent the 2020 season with the Nerds Herd in Joliet, Illinois...was formed as part of a four-team league, called the City of Champions Cup, and the team was sponsored by Ferrara Candy Company, the Chicago manufacturer that produces Nerds candy.
- Had a 0.47 ERA and played their games at DuPage Medical Group Field, the same field where Krol once won a high school state title.

2019

- Combined to pitch in 46 games between Triple-A Louisville and Triple-A Rochester in 2019.

2018

- Began 2018 in the Angels organization before being signed by New York (NL) as a minor league free agent on June 10.
- Made his only ML outing of the season on May 27 @ NY with LAA, tossing 2.0 scoreless innings with 2 SO.

ACCOLADES

Midwest League Mid and Post-Season All-Star (2010, Kane County)

2017

- Appeared in 50-or-more games for the second straight season, seeing time in 51 games with the Braves in 2017.
- Joined Jim Johnson as the only Braves relievers to pitch in 50-or-more games in both 2016 and 2017.
- Sidelined August 4-Sept. 1 with a left oblique muscle strain.

2016

- Established career highs with 63 app., 51.0 IP, 56 SO and a 3.18 ERA (18 ER, 51.0 IP) in his 1st season with Atlanta.
- Recalled from Triple-A Gwinnett on May 10...from that date through the end of the season, his 63 app. ranked T-2nd in baseball, trailing only SD's Brad Hand.

2009-15

- Split the **2015** season between Detroit and Triple A Toledo...earned the win on Sept. 16 @ MIN, pitching a career-high 3.0 innings with 1 BB and 2 SO...became the 1st DET reliever to earn a win while hurling at least 3.0 hitless IP on the road since Dan Miceli (3.0 innings of relief on August 21, 1997 @ MIL).
- Appeared in 45 G out of the bullpen for DET in **2014**...recorded his 1st ML save on June 14 vs. MIN...placed on the IL from June 21-July 6 with left shoulder inflammation.
- Pitched in 32 games with WSH in 2 separate stints with the club during the **2013** season...made his MLB debut against NYM on June 5.
- In **2012**, combined to pitch in 29 games, 15 GS, between Single-A Stockton and Double-A Midland.
- Limited to just 3 games in **2011**...sidelined from April 7-June 29 with a left elbow ulnar collateral ligament injury.
- Ranked as the 9th-best prospect in the Athletics system by *Baseball America*...completed his 1st full professional season in **2010**, appearing in 28 games between Single-A Kane County and Stockton...named to the Midwest League midseason and postseason All-Star Teams.
- Pitched in 4 games between the AZL Athletics and Single A Vancouver as he made his professional debut in **2009**.



IAN KROL CAREER PITCHING

Season	Team	League	W	L	ERA	G	GS	CG	SHO	SV	IP	H	R	ER	HR	HB	BB	SO	WHIP	AVG	AB	WP	GIDP	TBF	NP-S
2009	ROK	ATH	0	0	0.00	1	1	0	0	0	1.0	0	0	0	0	0	0	0	0.00	.000	3	0	0	3	3-Mar
2009	A(Short)	VAN	0	1	8.10	3	1	0	0	0	3.1	6	5	3	0	0	1	4	2.10	.375	16	0	0	18	30/26
2010	A(Full)	KC	9	4	2.65	24	23	0	0	0	118.2	98	42	35	5	7	19	91	0.99	.223	440	2	5	476	739/645
2010	A(Adv)	STK	1	0	3.66	4	4	0	0	0	19.2	18	9	8	3	1	9	20	1.37	.247	73	0	2	84	154/115
2011	ROK	ATH	0	0	0.00	3	3	0	0	0	5.0	0	0	0	0	0	0	6	0.00	.000	15	0	0	15	27/27
2012	A(Adv)	STK	1	7	5.21	21	15	0	0	0	86.1	95	64	50	13	3	24	79	1.38	.275	345	1	6	379	747/577
2012	AA	MID	1	2	5.06	8	0	0	0	0	10.2	11	6	6	0	0	2	10	1.22	.289	38	2	4	41	151/101
2013	AA	HAR	0	0	0.69	21	0	0	0	1	26.0	14	4	2	1	2	7	29	0.81	.157	89	0	0	101	349/238
2013	AAA	SYR	1	1	4.91	5	0	0	0	0	3.2	2	2	2	0	0	1	7	0.82	.154	13	0	0	14	69/47
2013	MLB	WSH	2	1	3.95	32	0	0	0	0	27.1	28	12	12	5	0	8	22	1.32	.264	106	2	0	117	475/324
2014	A(Full)	WM	0	0	0.00	1	0	0	0	0	1.0	0	0	0	0	0	0	1	0.00	.000	3	0	0	3	5-May
2014	AAA	TOL	0	0	3.86	8	0	0	0	0	7.0	11	3	3	1	0	1	12	1.71	.344	32	0	0	33	134/91
2014	MLB	DET	0	0	4.96	45	0	0	0	1	32.2	42	23	18	6	2	13	28	1.68	.304	138	1	2	154	611/379
2015	AAA	TOL	1	1	2.30	28	0	0	0	1	31.1	21	10	8	0	0	13	34	1.09	.186	113	3	0	128	557/352
2015	MLB	DET	2	3	5.79	33	0	0	0	0	28.0	31	19	18	4	2	17	26	1.71	.287	108	0	5	129	537/338
2016	AAA	GWN	1	2	4.38	12	0	0	0	1	12.1	10	6	6	1	0	6	14	1.30	.213	47	1	0	53	207/125
2016	MLB	ATL	2	0	3.18	63	0	0	0	0	51.0	54	19	18	4	3	13	56	1.31	.271	199	5	3	217	890/575
2017	ROK	BRA	0	0	0.00	2	0	0	0	0	2.0	1	0	0	0	0	0	4	0.50	.125	8	1	0	8	17/16
2017	A(Adv)	FLO	0	0	0.00	1	0	0	0	0	2.0	1	0	0	0	1	0	1	0.50	.167	6	0	0	7	21/15
2017	AAA	GWN	1	0	0.00	1	0	0	0	0	1.0	0	0	0	0	1	2	0	2.00	.000	2	0	1	5	28/14
2017	MLB	ATL	2	2	5.33	51	0	0	0	0	49.0	50	34	29	8	4	21	44	1.45	.266	188	2	5	214	862/534
2018	AAA	SL	1	0	1.71	18	0	0	0	4	21.0	16	6	4	0	4	9	20	1.19	.208	77	0	1	90	364/226
2018	AAA	LV	2	0	3.31	25	0	0	0	0	35.1	47	15	13	4	0	17	39	1.81	.318	148	3	4	167	676/403
2018	MLB	LAA	0	0	0.00	1	0	0	0	0	2.0	1	0	0	0	0	1	2	1.00	.143	7	0	0	8	31/17
2019	AAA	LOU	1	3	5.33	28	0	0	0	1	25.1	27	16	15	2	2	12	28	1.54	.278	97	2	4	112	446/273
2019	AAA	ROC	0	1	5.23	18	0	0	0	8	20.2	27	13	12	1	0	10	30	1.79	.314	86	2	3	96	389/250
2021	AAA	TOL	2	0	2.45	20	1	0	0	4	25.2	20	8	7	4	2	12	31	1.25	.215	93	2	4	108	441/282
2021	MLB	DET	0	0	4.34	18	0	0	0	0	18.2	23	10	9	2	0	8	18	1.66	.303	76	1	3	86	349/217
Career		MLB	8	6	4.49	243	0	0	0	1	208.2	229	117	104	29	11	81	196	1.49	.279	822	11	18	925	3755/2384
Career		Minors	22	22	3.41	252	48	0	0	20	459.0	425	209	174	35	23	145	460	1.24	.244	1744	19	34	1941	5554/3831

CAREER TRANSACTIONS

OPTIONS USED: 3/3

- 2009** Signed by OAK as seventh-round selection of the First-Year Player Draft, August 17
- 2013** Acquired by WSH from OAK as the player to be named later, March 20
Acquired by DET from WSH with Steve Lombardozzi and Robbie Ray in exchange for Doug Fister, December 2
- 2015** Acquired by ATL from DET with Gabe Speier in exchange for Cameron Maybin, November 20
- 2018** Signed by LAA as a minor league free agent, February 2
Signed by NYM as a minor league free agent, June 10
- 2019** Signed by CIN as a minor league free agent, January 29
Signed by MIN as a minor league free agent, June 18
- 2020** Signed by DET as a minor league free agent, December 12
- 2022** Signed as a minor league free agent, March 18



DINELSON LAMET

29

**RIGHT-HANDED
PITCHER**

Height: 6-3 Bats: R

Weight: 234 Throws: R

dih-NEL-son luh-MET
@LametRHP
dinelson_lamet95

Full Name	Dinelson Lamet Hernandez
Date of Birth	July 18, 1992 in Santiago, Dominican Republic
Current Residence	Santiago, Dominican Republic
2022 Opening Day Age	29
MLB Service Time	4.130
MLB Debut	May 25, 2017 @ NYM (with SD)
How Obtained	Signed as an international free agent on June 10, 2014
Contract Status	Signed through 2022

QUICK HITS

CLASS OF HIS OWN Entered 2022 with a 31% strikeout rate, by far the highest for any Padres pitcher with at least 50 career starts.

A LOOK BACK His 2.09 ERA during the pandemic-shortened 2020 season is the lowest qualifying mark in franchise history, earning All-MLB Second Team honors. He was also 1 of only 5 pitchers with 3-or-more 11+ strikeout outings in 2020, joining CLE Shane Bieber as the only 2 with multiple 11+ K, 0 BB outings in '20.

BOUNCE BACK Made 14 starts for SD in 2019 after missing the entire 2018 campaign recovering from Tommy John surgery. His 12.95 SO/9.0 IP led all NL pitchers (min. 10 starts) and ranked 3rd in the majors, trailing only Gerrit Cole (13.82) and Chris Sale (13.32).

ELITE COMPANY Recorded a career-high 14 strikeouts on September 18, 2019 at MIL, becoming the 1st SD hurler with 14+ SO since Jake Peavy on April 25, 2007 at ARI (16 SO). He also became 1 of just 13 pitchers in ML history to have 14 strikeouts in 6.0 innings-or-fewer.

HOT LIKE SUMMER His 12.86 SO/9.0 IP in August 2019 were the most by a Padres starter in any month in team history, ahead of Andy Benes' 12.15 in July 1994, Tyson Ross' 12.04 in April 2015, Jake Peavy's 12.03 in August 2007 and James Shields' 11.90 in April 2015. The only NL starter with a better SO rate in August was LAD's Walker Buhler (13.50).

YOUNG FLAME THROWER In 2017, averaged 10.94 SO/9.0 IP, the 4th-best mark by a rookie, all-time (min. 20 starts). Kerry Wood posted a 12.58 mark in 1998, followed by Dwight Gooden (11.39 in 1984) and Hideo Nomo (11.10 in 1995).

HISTORY LESSON Became the 1st rookie since 2014 to fan 8 in each of his first 2 big league starts since Masahiro Tanaka in 2014. He was the 13th rookie to accomplish the feat in the modern era (1900-present).

2021 SEASON

- Worked in relief for the 1st time in his career, making 13 appearances out of the pen (5.09 ERA, .231 AVG) in addition to 9 starts (3.99 ERA, .280 AVG).
- Began the season on the 10-day IL (right UCL sprain) and missed the club's first 19 games...reinstated on April 21 and

ACCOLADES

All-MLB Second Team (2020, SD)

MiLB.com Organization All-Star (2016, SD)

California League Mid-Season All-Star (2016, Lake Elsinore)

made his season debut with a 2.0-scoreless inning start vs. MIL (4 SO, 1 BB) but landed back on the IL the next day with right forearm inflammation.

- Reinstated on May 4 and made the start vs. PIT (2.0 scoreless-IP), followed by allowing 1 run across 2.0 IP on May 11 @ COL.
- After making 50 career starts, he made his 1st career relief app. on May 16 vs. STL, and earned his first victory of the campaign...he made another relief app. in his next outing on May 22 vs. SEA, tossing 3.0 IP and allowing 1 unearned run.
- His next 6 appearances came in a starting role from May 28-June 26, going 1-3 with a 4.63 ERA and .284 opp. AVG.
- Placed back on the 10-day IL (right forearm inflammation) on June 27 for his third and final IL stint, missing the club's next 52 games...made 3 rehab appearances in relief with Lake Elsinore (A) in August, allowing just 1 earned run across 4.0 IP.
- Reinstated on Sept. 1 and worked exclusively out of the bullpen to finish his season, making 11 appearances (6.39 ERA, .229 opp. AVG).
- Recorded his 1st career hold on Sept 4 vs. HOU.
- Relied on 4 pitches: Slider (51%), 4-Seam Fastball (44%), Sinker (4%) and Changeup (2%).
- Opponents hit .158 vs. his slider with a 42.5 whiff percentage.
- His 4-Seamer averaged 95.5 mph with a 2430 rpm spin rate (88th percentile), but opponents hit .360 against it.

2020

- Earned All-MLB Second Team honors...among all qualifying starting pitchers (1 INN/Team Game), he ranked 2nd in H/9.0 IP (5.09), opp. AVG (.161) and opp. OPS (.496), 3rd in WHIP (0.86) and 5th in ERA (2.09) and SO/9.0 IP (12.13).

DINELSON LAMET



- Posted 4 double-digit strikeout performances, including 3 in a row from Sept. 7-20...it was one outing shy of Jake Peavy's franchise-record 4 consecutive games with 10+ strikeouts from April 25-May 11, 2007...only 3 other Padres have posted 3 such outings in a row (Peavy again in 2007, Kevin Brown in 1998 and Clay Kirby in 1971).
- Punched out 11 hitters on 3 occasions, joining CLE Shane Bieber, CIN Trevor Bauer, NYM Jacob deGrom and CWS Lucas Giolito as the only 5 pitchers with 3-or-more 11+ strikeout outings in 2020.
- 2 of his 3 11 strikeout performances came with 0 BB, joining Bieber as the only two pitchers in 2020 with multiple 11+ K, 0 BB outings...he became the 1st Padre to ever have multiple 11+ SO, 0 BB outings in a single season.
- He now has 2 career outings with 11+ K and zero runs allowed...struck out 12 across 7.0 scoreless on August 6, 2019 @ SEA in '19...his 2 such outings are tied with 2 others (Kevin Brown and Adam Eaton) for the 3rd most 11+ K, zero run outings in franchise history, behind only Andy Benes (3) and Jake Peavy (6).
- 8 of his 12 starts in '20 came vs. the NL West, going 3-1 with a 1.35 ERA and .154 opp. AVG...both marks vs. the NL West ranked 1st (min. 6 starts).
- After his 44th career start on Sept. 7 @ COL, Lamet lowered his ERA (3.91) below 4.00 for the 1st time since after his 2nd career start on May 30, 2017 (2.70)...he continued to lower it over his final 3 starts of the regular season (3.76).
- Among all ML pitchers who made at least 45 starts since the day of Lamet's ML debut on May 25, 2017, his 11.83 SO/9.0 IP ratio ranked 5th, trailing only Chris Sale (13.34 SO/9.0 IP), Max Scherzer (12.40), Robbie Ray (12.19) and Gerrit Cole (12.06).
- He was 1 of just 13 qualifying ML starters to post a sub 1.00 HR/9.0 IP ratio...his 0.65 HR/9.0 IP ranked 6th in the majors and 4th in the NL.
- Among all ML pitchers who have faced at least 100 hitters from both the left and right side, his .133 opponent AVG vs. lefties ranked 1st while his .196 opponent clip vs. righties ranked T-13th...he was 1 of just 4 ML pitchers with a sub .200 opponent clip from both the left and right side (also: Trevor Bauer, Kenta Maeda and Shane Bieber).
- Ended the campaign having made 37 consecutive starts of 6 hits-or-fewer across 204.2 IP dating back to July 29, 2017...was the 2nd-longest such streak all time (excluding openers), behind CIN Sonny Gray's 44 consecutive such starts across 248.2 IP from August 25, 2018 to the end of 2020, and ahead of Nolan Ryan's 31 starts across 178.0 IP in 1991-92.
- His most popular pitch in '20 was the slider, throwing it 53.4% of the time...his 559 sliders thrown were the most of any ML pitcher, with Patrick Corbin's 430 being 2nd-most... against the slider, opponents hit .080 with a .120 SLG.
- Averaged 97.0 mph on both his sinker and four seamer, ranking rank 25th and 26th in highest average velocity, respectively, among all ML pitchers who threw at least 100 four seamers, two seamers or sinkers...joined Luis Castillo

DINELSON LAMET



as the only 2 ML hurlers with 2 different pitches ranked in the top 30 in velocity (min. 100 occurrences each).

POSTSEASON: Did not appear on the Padres' postseason roster for the Wild Card or NLDS series due to an arm injury but was added to the club's 40-man postseason player pool.

2019

- Made 14 starts for SD, going 3-5 with a 4.07 ERA and 12.95 SO/9.0 IP...it was his 1st ML action since his rookie season in 2017, missing all of 2018 and the majority of the 1st half of 2019 recovering from Tommy John surgery.
- Struck out 5+ in 13 of his 14 starts, including 10 straight to begin his season, the 4th-longest stretch a pitcher had to start 2019, behind only Max Scherzer's 20 (March 27-July 25), and followed by Brandon Woodruff's 19 from (March 30-July 16) and Gerrit Cole's 12 (March 29-May 27).
- Made his return back to the big league mound on July 4 at LAD, tossing 5.0 innings of 3-run ball...it was his 1st appearance since September 26, 2017 vs. LAD, also at Dodger Stadium.
- Took a no-hit bid into the 7th on Aug. 6 @ SEA before Omar Narvaez singled with 1 out...he struck out 12 across 7.0 innings and allowed 2 hits, earning his 1st winning decision since August 15, 2017 vs. PHI.
- Recorded a career-high 14 SO on Sept. 18 @ MIL, becoming the 1st SD hurler with 14+ SO since Jake Peavy on April 25,

2007 @ ARI with 16 SO...also became 1 of just 13 pitchers in ML history to have 14 SO in 6.0 IP-or-fewer.

- Struck out 10 in his final start of the season on September 25 vs. LAD, recording double-digit SO in back-to-back games for the 1st time in his career.
- Made a total of 6 rehab app. from May 29-June 28 for Lake Elsinore (A) and El Paso (AAA), going 1-2 with a 6.00 ERA (16 ER, 24.0 IP) with 33 SO/9 BB and .233 opponent AVG.
- Allowed 3 earned runs-or-fewer in 11 of his 14 starts.
- On the road, went 3-2 with a 2.92 ERA and a .196/.282/.384 opponent slash line as opposed to going 0-3 with a 5.25 ERA with a .257/.342/.434 opponent line at Petco Park.
- Limited right-handed hitters to a .208/.301/.392 opponent line versus a .242/.321/.423 line against lefties.
- Lamet relied on 5 pitches in 2019: 4-seamer (35.8%), curve (31.6%), sinker (18.7%), slider (12.2%) and changeup (1.5%).

2018

- Missed the entire season after undergoing season-ending Tommy John surgery in April.

2017

- Split the season between El Paso (AAA) and SD, making his ML debut on May 25 at NYM.

DINELSON LAMET



- Became the 18th rookie in SD history to make at least 20 starts in a season...besides Luis Perdomo's 20 starts in 2016, the most recent SD rookie to make 20-or-more starts was Justin Germano in 2007 (23).
- Among pitchers with at least 20 starts in 2017, his 10.94 SO/9 IP ranked 8th in the ML and 4th in the NL, behind Robbie Ray (12.11), Max Scherzer (12.02) and Rich Hill (11.01).
- Made his ML debut on May 25 at Citi Field, tossing 5.0 IP of 1-run ball, allowing just three hits and striking out eight in the Padres' 4-3 victory...became only the 2nd player in club history to earn the win and strike out at least 8 in their ML debut...Bob Shirley earned the win and struck out 11 in his 8.2 IP on April 10, 1977 at CIN.
- Struck out a then-career-high 12 on June 17 @ MIL, the 2nd-highest single-game total by a SD rookie in club history, behind Oliver Perez's 13 on July 7, 2002 at COL.

2016

- Split the season between El Paso (AAA), San Antonio (AA) and Lake Elsinore (A), pitching to a combined 12-10 record with a 3.00 ERA (50 ER, 150.0 IP), 158 SO against 61 BB in 28 games (all starts).
- Began the season with LE and earned California League Mid-Season All-Star honors...posted a 7-1 record with a 2.35 ERA (17 ER, 65.0 IP) in 12 starts for the Storm.
- Assigned to SA on June 6 and made 14 starts, going 5-7 with a 3.39 ERA (28 ER, 74.1 IP) with 91 SO against 31 BB.

- Earned Texas League Pitcher of the Week honors for August 8-14...went 2-0 with a 0.00 ERA, striking out 16.
- Assigned to ELP on August 24 and made 2 starts.
- Tossed 5.2 IP of relief in the Postseason during the Chihuahuas' Pacific Coast League title run.

2015

- Appeared in 26 G (24 starts) for Fort Wayne (A), going 5-8 with a 2.99 ERA (35 ER, 105.1 IP) with 120 SO to 44 BB and limiting opposing hitters to a .214 (82-for-384) AVG.

2014

- Made his professional debut with the DSL Padres (R), making 2 relief appearances of 2.0 innings, allowing 1 unearned run and striking out 8 while walking 0.

PERSONAL

- His nickname for Players' Weekend is "El Flaco." Lamet was skinny as a child, and the word skinny in Spanish is "flaco." The nickname was first given to him by a childhood friend.

DINELSON LAMET CAREER PITCHING

Season	Team	League	W	L	ERA	G	GS	CG	SHO	SV	IP	H	R	ER	HR	HB	BB	SO	WHIP	AVG	AB	WP	GIDP	TBF	NP-S
2014	DSL PAD	ROK	0	0	0.00	2	0	0	0	0	4.0	2	1	0	0	0	0	8	0.50	.143	14	0	0	14	30/30
2015	FW	A(Full)	5	8	2.99	26	24	0	0	0	105.1	82	42	35	9	9	44	120	1.20	.214	384	9	4	441	948/696
2016	3 Teams	Minors	12	10	3.00	28	28	0	0	0	150.0	126	56	50	8	6	61	158	1.25	.229	551	17	13	629	2389/1483
2016	LE	A(Adv)	7	1	2.35	12	12	0	0	0	65.0	56	17	17	4	4	26	54	1.26	.241	232	9	7	268	962/589
2016	SA	AA	5	7	3.39	14	14	0	0	0	74.1	57	32	28	2	2	31	91	1.18	.207	276	8	5	312	1235/770
2016	ELP	AAA	0	2	4.22	2	2	0	0	0	10.2	13	7	5	2	0	4	13	1.59	.302	43	0	1	49	192/124
2017	ELP	AAA	3	2	3.23	8	8	0	0	0	39.0	32	17	14	2	1	20	50	1.33	.222	144	2	3	167	673/430
2017	SD	MLB	7	8	4.57	21	21	0	0	0	114.1	88	63	58	18	6	54	139	1.24	.210	419	9	6	485	1941/1207
2019	2 Teams	Minors	1	2	6.00	6	6	0	0	0	24.0	21	16	16	4	1	9	33	1.25	.233	90	4	0	100	368/240
2019	LE	A(Adv)	0	2	8.00	3	3	0	0	0	9.0	11	8	8	1	0	5	14	1.78	.306	36	1	0	41	143/93
2019	ELP	AAA	1	0	4.80	3	3	0	0	0	15.0	10	8	8	3	1	4	19	0.93	.185	54	3	0	59	225/147
2019	SD	MLB	3	5	4.07	14	14	0	0	0	73.0	62	38	33	12	5	30	105	1.26	.226	274	6	3	313	1233/794
2020	SD	MLB	3	1	2.09	12	12	0	0	0	69.0	39	18	16	5	4	20	93	0.86	.161	242	1	4	267	1046/695
2021	LE	A	0	0	2.25	3	0	0	0	0	4.0	2	1	1	1	1	6	0.75	.143	14	1	0	16	55/34	
2021	SD	MLB	2	4	4.40	22	9	0	0	0	47.0	48	24	23	6	2	22	57	1.49	.262	183	3	4	209	832/541
Career		MLB	15	18	3.86	69	56	0	0	0	303.1	237	143	130	41	17	126	394	1.20	.212	1118	19	17	1274	5052/3237
Career		Minors	21	22	3.20	73	66	0	0	0	326.1	265	133	116	24	18	135	375	1.23	.221	1197	33	20	1367	4463/2913

CAREER TRANSACTIONS

2014 Signed by SD as an international free agent, June 10

OPTIONS USED: 0/3



DOMINGO LEYBA

NRI

46

INFIELDER

Height: 5-10 **Bats:** S
Weight: 207 **Throws:** R

juniorleyba2

@JuniorL07

LAY-ba

Full Name	Domingo Junior Leyba
Date of Birth	December 11, 1995 in Santo Domingo, Dominican Republic
Current Residence	Santo Domingo, Dominican Republic
2022 Opening Day Age	26
MLB Service Time	0.000
MLB Debut	June 22, 2019 vs. SF (with ARI)
How Obtained	Signed as a minor league free agent on December 14, 2021
Contract Status	Signed through 2022

QUICK HITS

- Batted .280 with 2 doubles, 1 triple and 5 RBI in 21 games over 2 stints in his first Major League season with ARI in 2019.
- Named the Most Valuable Player of the 2018 Double-A Southern League Championship Series for Jackson. He hit .333 (6-for-18) in 4 games, including going 4-for-6 with 4 RBI in Game 3.
- Rated by *Baseball America* as a Top 30 prospect in the D-backs' organization each season from 2015-20, including 2 in the Top 10 (No. 9 in 2015; No. 3 in 2017).

2021 SEASON

- Began the season in the D-backs organization and played in 8 games for Reno (AAA)...hit .457 with 2 2B, 1 3B, 4 HR, 14 RBI and 9 runs scored before having his contract selected by the ARI on May 15.
- Went hitless in 22 at-bats for ARI before being designated for assignment on June 2...claimed off waivers by BAL on June 4 and optioned to Norfolk (AAA).
- Hit .275 with 1 2B, 5 HR, 20 RBI and 7 runs scored across 18 games for NOR before being called up to BAL on June 27.
- Appeared in 21 games for the Orioles and hit .154 before being optioned back to NOR on Aug 2...DFA'd by BAL on Aug. 2, cleared waivers and was outrighted to NOR on Aug. 8 before being released on Aug. 19.
- Signed by TEX to a minor league contract on Sept. 3 and was assigned to Round Rock (AAA), where he hit .288 with 7 2B, 2 3B, 4 HR, 26 RBI and 12 runs scored across 24 games.
- While with BAL, made 14 appearances (11 starts) at 2B and 9 appearances (8 starts) at 3B...while with ARI, made 7 appearances (5 starts) at 2B and 1 appearances at 3B.

2020

- Missed the season after being placed on the Restricted List on March 7.

ACCOLADES

MiLB.com Organization All-Star (2016 & '19, ARI)

Southern League Championship Series MVP (2018, Jackson)

Dominican Summer League Post-Season All-Star (2013, DSL Tigers)

2019

- Got his first taste of Major League action across 2 stints with ARI, hitting .280 (7-for-25) with 2 2B, 1 3B, 5 RBI and 6 runs scored in 10 appearances (3 starts).
- Spent the majority of the season with RNO, hitting .300 (137-for-457) with career highs in 2B (37), HR (19), RBI (77), runs scored (85) and total bases (237).
- Had a career-high 5 hits twice (June 29 at Las Vegas and August 2 vs. Omaha)...posted his first career-multi HR game in the June 29 contest at Las Vegas along with a career-high 6 RBI...posted his 2nd-career multi-HR game on July 1 at Las Vegas.

2018

- Spent all of 2018 with Jackson (AA), hitting .269 (86-for-320) with 17 2B, 2 3B, 5 HR, 30 RBI and and 43 runs scored in 83 games played.
- Hit safely in 8 of his 9 games played during the Southern League playoffs (.350 AVG)...named the Most Valuable Player of the Southern League Championship Series, going 6-for-18 (.333) in 5 games, including 4-for-6 with 4 RBI in Game 3.

2017

- Was limited to just 23 games due to 3 stints on the disabled list and hit .279 with 5 2B, 3 HR and 15 RBI with Short-Season A Hillsboro and Double-A Jackson.
- Participated in the D-backs' 2017 Rookie Development Program, including a visit to the Phoenix Boys & Girls Club.

2016

- Split the season between Visalia (A) and Mobile (AA), hitting a combined .296 with 32 2B, 2 3B, 10 HR, 60 RBI and 69 runs scored.

DOMINGO LEYBA

NRI



2013-2015

- Spent all of **2015** with VIS and was named the Best Defensive Infielder in the California League in by *Baseball America*.
- Played in a career-high 124 games between Connecticut (A) and West Michigan in **2014**...acquired by ARI along with LHP Robbie Rayn in the offseason on Dec 5 in exchange for INF Didi Gregorius
- As a 17-year-old in **2013**, he was named the Tigers' Dominican Summer League Player of the Year after he hit .348 with a .446 OBP, 15 2B, 8 3B, 5 HR, 36 RBI and 16 SB...led the DSL in average and slugging pct. (.577)

PERSONAL

- Considers himself a very good cook...his specialties include arroz habichuela (a ham, rice, and beans dish), steak, and pasta...his favorite dish is rice with pork meat and Dominican seasoning.
- Was Little League teammates with Amed Rosario (CLE) and Ramón Laureano (OAK)...Leyba was the shortstop, Rosario played third base and Laureano played center field.
- Participated in MLB's Reviving Baseball in Inner Cities (R.B.I.) program in Santo Domingo...his team played in the R.B.I. World Series in Minnesota in 2011 where he was discovered by scouts.

DOMINGO LEYBA CAREER BATTING

Season	Team	League	AVG	G	AB	R	H	2B	3B	HR	RBI	BB	SO	SB	CS	OBP	SLG	OPS	PA	HBP	SAC	SF	GDP
2013	DSL TIG	ROK	.348	57	201	51	70	15	8	5	36	34	26	16	8	.446	.577	1.023	247	4	5	3	2
2014	2 Teams	Minors	.323	67	260	40	84	18	1	2	24	14	30	2	4	.360	.423	.783	278	1	3	0	7
2014	CT	A(Short)	.264	37	144	20	38	11	1	1	17	8	17	1	2	.303	.375	.678	154	0	2	0	5
2014	WM	A(Full)	.397	30	116	20	46	7	0	1	7	6	13	1	2	.431	.483	.914	124	1	1	0	2
2015	VIS	A(Adv)	.237	124	514	60	122	21	5	2	43	26	90	10	6	.277	.309	.586	562	6	7	9	11
2016	2 Teams	Minors	.296	130	496	69	147	32	2	10	60	46	84	9	3	.355	.429	.784	548	1	1	4	8
2016	VIS	A(Adv)	.294	86	340	48	100	25	1	6	40	29	62	5	1	.346	.426	.772	374	0	1	4	5
2016	MOB	AA	.301	44	156	21	47	7	1	4	20	17	22	4	2	.374	.436	.810	174	1	0	0	3
2016	2 Teams	Minors	.279	23	86	15	24	5	0	3	15	9	8	0	0	.354	.442	.796	96	1	0	0	2
2017	HIL	A(Short)	.286	6	28	4	8	1	0	1	6	4	2	0	0	.375	.429	.804	32	0	0	0	1
2017	JXN	AA	.276	17	58	11	16	4	0	2	9	5	6	0	0	.344	.448	.792	64	1	0	0	1
2018	JXN	AA	.269	83	320	43	86	17	2	5	30	35	46	5	2	.344	.381	.725	358	2	0	1	7
2019	RNO	AAA	.300	112	457	85	137	37	3	19	77	32	78	0	2	.351	.519	.870	498	6	0	3	8
2019	ARI	MLB	.280	21	25	6	7	2	1	0	5	4	9	0	0	.367	.440	.807	30	0	0	1	0
2021	3 Teams	Minors	.313	50	208	28	65	10	3	13	60	8	31	1	2	.335	.577	.912	218	0	0	2	8
2021	RNO	AAA	.457	8	35	9	16	2	1	4	14	2	4	0	0	.486	.914	1.400	37	0	0	0	1
2021	RR	AAA	.288	24	104	12	30	7	2	4	26	2	17	1	1	.299	.510	.809	107	0	0	1	3
2021	NOR	AAA	.275	18	69	7	19	1	0	5	20	4	10	0	1	.311	.507	.818	74	0	0	1	4
2021	3 Teams	AAA	.313	50	208	28	65	10	3	13	60	8	31	1	2	.335	.577	.912	218	0	0	2	8
2021	BAL	MLB	.154	21	65	6	10	1	0	1	4	6	16	0	0	.236	.215	.451	72	1	0	0	3
2021	ARI	MLB	.000	13	22	0	0	0	0	0	0	2	7	0	0	.083	.000	.083	24	0	0	0	1
2021	2 Teams	MLB	.115	34	87	6	10	1	0	1	4	8	23	0	0	.198	.161	.359	96	1	0	0	4
Career		MLB	.152	55	112	12	17	3	1	1	9	12	32	0	0	.238	.223	.461	126	1	0	1	4
Career		Minors	.289	646	2542	391	735	155	24	59	345	204	393	43	27	.344	.439	.783	2805	21	16	22	53

CAREER TRANSACTIONS

OPTIONS USED: 4/4

- 2012 Signed by DET as an international free agent, July 2
- 2014 Acquired by ARI with LHP Robbie Ray from DET in exchange for INF Didi Gregorius, December 5
- 2021 Claimed off waivers by BAL from ARI, June 4
- Signed by TEX as a minor league free agent, September 3
- Signed by SD as a minor league free agent, December 14



LUIS LIBERATO

NRI

Height: 6-1 **Bats:** L
Weight: 200 **Throws:** L

luis_liberato
 @luisdavid028
 lee-ber-AH-toh

85

OUTFIELDER

Full Name	Luis David Liberato
Date of Birth	December 18, 1995 in Santiago, La Canela, Dominican Republic
Current Residence	Santiago, La Canela, Dominican Republic
2022 Opening Day Age	26
MLB Service Time	0.000
How Obtained	Signed as a minor league free agent on November 18, 2021
Contract Status	Signed through 2022

QUICK HITS

- Joins the Padres organization in 2022 after spending 8 seasons with Mariners (2013-21), hitting .252 (606-for-2410) with 108 doubles, 42 triples, 53 home runs, 269 RBI and 397 runs scored across 666 minor league games.

2021 SEASON

- Spent the entire campaign exclusively at the Triple-A level for this first time in his career, hitting .279 (83-for-298) with 13 2B, 5 3B, 8 HR, 37 RBI and 52 runs scored across 87 games for Tacoma (AAA).
- Made 50 appearances (48 starts) in CF, 21 appearances (20 starts) in RF and 14 appearances (10 starts) in LF... committed just 1 error in 183 total chances (.995 fielding percentage).
- Posted reverse splits, hitting .303 (23-for-76) vs. LHP and .270 (60-for-222) vs. RHP...7 of his 8 HR came against RHP.
- Hit .243 (42-for-173) with 15 extra-base hits (6 2B, 2 3B, 7 HR) in his first 50 games from May 7-July 31...hit .328 (41-for-125) with 11 extra-base hits (7 2B, 3 3B, 1 HR) in his final 37 games from Aug. 1-Oct 3.
- Hit safely in 12 of his final 14 contests (.449 AVG) with 8 multi-hit contests, including each 2 hits in each of his final 3 games.
- The Rainiers were 40-18 when he collected at least 1 hit... they were 16-13 when he went hitless.

2020

- Did not appear in the Mariners' 60-man player pool at their alternate training site during the regular season.

2019

- Split the season between Modesto (A) and Arkansas (AA)...also made 1 appearance with Tacoma (AAA).
- Slashed a combined .261/.326/.382 (95-for-364, .708 OPS) with 9 HR, 47 RBI and 53 runs scored...earned Cal League Mid-Season All-Star honors with MOD.
- 7 of his 9 home runs came in the opening month in April, including 3 in his first 4 games.

ACCOLADES

California League Mid-Season All-Star (2019, Modesto)

MiLB.com Organization All-Star (2017, SEA)

Northwest League Player of the Week (June 29, 2015; Everett)

- Set a career high with 6 RBI on April 20 at Stockton, 1 of his 2 career multi-HR games (also: May 26, 2018 vs. Visalia).

2018

- Appeared in 87 games with MOD, reaching double digit HR totals (11) for the 2nd consecutive season.

2017

- Split the campaign between Clinton (A) and Modesto (A), hitting a combined .246 with career highs in games played (125), at-bats (448), hits (110), total bases (196) 2B (16), 3B (14), HR (14) and RBI (50).
- Earned MiLB.com Organization All-Star honors following the season.

2013-2016

- Spent all of **2016** with CLI and ranked T-2nd in the Midwest League with 8 triples.
- Spent the majority of **2015** with Everett (A), appearing in 53 games...earned NWL Player of the Week for the week ending on June 28 (10-for-18, 1 HR, 2 3B, 2 2B, 1 RBI, 2 SB)... also played in 8 games for CLI (May 1-9) and made his Double-A debut with 3 games for Jackson (June 4-11).
- Appeared in 49 games with the Rookie-Level Arizona League Mariners in **2014**, and made his professional debut with the Dominican Summer League Mariners in **2013**.

LUIS LIBERATO

NRI



LUIS LIBERATO CAREER BATTING

Season	Team	League	AVG	G	AB	R	H	2B	3B	HR	RBI	BB	SO	SB	CS	OBP	SLG	OPS	PA	HBP	SAC	SF	GIDP
2013	DSL SEA	ROK	.255	57	204	39	52	8	3	2	17	23	50	14	8	.338	.353	.691	233	3	2	1	1
2014	MAR	ROK	.211	49	175	28	37	6	3	2	14	29	47	14	2	.325	.314	.639	210	1	4	1	0
2015	3 Teams	Minors	.231	64	221	37	51	11	6	5	31	26	59	11	3	.308	.403	.711	257	0	7	3	6
2015	EVE	A(Short)	.260	53	181	34	47	10	5	5	31	24	47	10	3	.341	.453	.794	215	0	7	3	3
2015	CLI	A(Full)	.133	8	30	3	4	1	1	0	0	2	10	1	0	.188	.233	.421	32	0	0	0	2
2015	JXN	AA	.000	3	10	0	0	0	0	0	0	0	2	0	0	.000	.000	.000	10	0	0	0	1
2016	CLI	A(Full)	.258	100	372	65	96	19	8	2	29	47	100	4	2	.340	.368	.708	432	0	12	1	5
2017	2 Teams	Minors	.246	125	448	75	110	16	14	14	50	44	131	12	8	.312	.438	.750	506	1	9	4	5
2017	CLI	A(Full)	.230	57	191	34	44	5	9	6	22	23	51	5	4	.309	.445	.754	223	0	6	3	1
2017	MOD	A(Adv)	.257	68	257	41	66	11	5	8	28	21	80	7	4	.314	.432	.746	283	1	3	1	4
2018	MOD	A(Adv)	.250	87	328	48	82	20	2	11	44	34	63	2	5	.317	.424	.741	370	0	4	4	8
2019	3 Teams	Minors	.261	97	364	53	95	15	1	9	47	35	90	8	3	.326	.382	.708	407	1	5	2	1
2019	MOD	A(Adv)	.283	44	166	25	47	5	0	7	29	20	41	4	2	.360	.440	.800	192	1	3	2	1
2019	ARK	AA	.237	52	194	25	46	10	1	2	18	15	49	4	1	.292	.330	.622	211	0	2	0	0
2019	TAC	AAA	.500	1	4	3	2	0	0	0	0	0	0	0	0	.500	.500	1.000	4	0	0	0	0
2021	TAC	AAA	.279	87	298	52	83	13	5	8	37	31	79	3	0	.338	.436	.774	337	0	0	8	4
Career		Minors	.251	666	2410	397	606	108	42	53	269	269	619	68	31	.325	.397	.722	2752	6	43	24	30

CAREER TRANSACTIONS

OPTIONS USED: 0/3

- 2012 Signed by SEA as a minor league free agent, December 6
- 2021 Signed by SD as a minor league free agent, November 18



MANNY MACHADO

Height: 6-3 Bats: R
Weight: 217 Throws: R

machados13

13

INFIELDER

Full Name	Manuel Arturo Machado Jr.
Date of Birth	July 6, 1992 in Miami, Florida
Current Residence	Coral Gables, Florida
2022 Opening Day Age	29
MLB Service Time	9.056
MLB Debut	August 8, 2012 vs. KC (with BAL)
How Obtained	Signed as a Major League free agent on February 21, 2019
Contract Status	Signed through 2028 (player opt-out clause at the end of 2023)

QUICK HITS

M(ANNY)VP Was a finalist for NL MVP in 2020, finished 3rd in voting behind Mookie Betts and winner Freddie Freeman. It was his 5th season in which he received MVP votes.

ALMOST TO THE BIG 10 Entered the 2022 season with 9,056 years of service time. Each day spent on the active roster or injured list earns a player one day of service time (needs 116 days of service at the start of 2022).

5-TIME ALL-STAR (2013, 2015, 2016, 2018, 2021) and was the 4th player to start a All-Star Game at 3B and SS.

2X GOLD GLOVE AWARD WINNER (2013, 2015)

MR. DEPENDABLE Since 2015, Machado's 4,363 plate appearances lead MLB, and his 1006 games played rank 2nd to only Paul Goldschmidt (1,007). In his 9 full ML seasons, he has played in 153-plus games 7 times and has logged all 162 games twice.

"EL MINISTRO DE DEFENSA" Given the nickname following the 2017 World Baseball Classic when he represented the Dominican Republic.

WE GOT OUR MAN-NY On Feb. 21, 2019, the Padres signed Manny Machado to a 10-year, \$300-million contract through the 2028 season, which was the largest at the time for a free agent in MLB history.

SKY'S THE LIMIT Had a mural painted of him on Third Avenue on the side of the historic Vogue Theater in Chula Vista. There are 3 action shots of Manny, with "Sky's The Limit" written overhead (a tattoo that Manny has on his back).

SWAGGY MANNY Commissioned the Padres "Swaggy Chain" in 2021. Placed the chain on the neck of each Padre in the dugout after they homer and for postgame interviews. It is made of real silver and semi-precious stones that weighed 6.5 lbs.

2021 SEASON

- In his 3rd season with San Diego, logged 106 RBI, 1 short of his career high (had 107 in 2018 between the Orioles and the Dodgers)...his 92 runs scored were the most in a single season since his career-high 105 in 2016 with BAL, and his 157 hits were his most since his 188 between BAL and LAD in 2018.

ACCOLADES

NL Silver Slugger (2020, SD)

All-MLB First Team (3B, 2020 with SD)

5x AL All-Star (2013, 2015, 2016, 2018 with BAL & 2021 with SD)

2x Rawlings Gold Glove (2013, 2015, BAL)

Rawlings Platinum Glove (2013, BAL)

Wilson Team Defensive Player of the Year (2013, BAL)

Home Run Derby Participant (2015)

AL Player of the Month (April 2016 and August 2017)

MVP Voting (9th in 2013, 4th in '15, 5th in '16, 3rd in '20, 18th in '21)

- Named to the NL All-Star team in place of Ronald Acuña Jr. on July 10...it marked his 5th career All-Star selection, his 1st in the NL, and his 1st since 2018 (BAL)...along with Jake Cronenworth and Fernando Tatis Jr., Machado's selection marked the 1st time SD had 3 All-Star infielders since 1992 and also in 1985.
- His .407 slugging percentage with 2 strikes against him ranked 3rd highest in the NL behind just Bryce Harper's .424 SLG and Brandon Belt's .467 SLG.
- Prior to the All-Star game, hit .267 with a .354 OBP, .479 SLG, and .833 OPS...in the second half, hit .291 with a .338 OBP, .502 SLG, and a .840 OPS.
- Hit 122 line drives in 2021, and his 25.8 line drive percentage was the highest in a season in his career.
- His 247 hard-hit balls (those hit 95+ mph) led the NL, and his 52.2 hard-hit percentage ranked 4th in the NL behind Tatis Jr. (55.6%), Joey Votto (53.2%), and Juan Soto (52.7%)...his 93.1 mph average exit velocity ranked 2nd in the NL behind teammate Fernando Tatis Jr.'s 93.4 mph.
- His 63 barreled balls ranked 5th in the NL and 2nd on SD behind Fernando Tatis Jr.'s NL-leading 70 barreled balls.
- His 61 extra-base hits ranked T-2nd on the team with Cronenworth, trailing just Tatis Jr.'s 73 XBH...had a 6-game stretch in which he had at least 1 extra-base hit from July 17-23 (5 doubles and 1 HR for a .708 SLG).
- Had a season-long 11-game hitting streak from August 26-September 8, during which he hit .333 (15-for-45) with 4 2B and 2 HR...had a season-long 16-game on-base streak from April 2-18, where he had 18 hits, 13 walks and a .437 OBP.

MANNY MACHADO



- Hit .344 (44-for-128) with runners in scoring position, which ranked 6th highest in the NL...his 1.307 OPS with RISP/ 2 out ranked 4th in the NL.
- Led the team in sacrifice flies (11), intentional walks (10), go-ahead RBI (25), and fly balls hit (164).
- From the beginning of September through the end of the season, posted a .859 OPS with a 505 slugging percentage (6 doubles, 5 home runs).
- Finished the season hitting safely in 12 of his last 16 games, batting .317 (19-for-60) with 3 doubles and 4 home runs with 16 RBI.
- Commissioned the Padres "Swagg Chain"...places said chain on the necks of each Padre in the dugout after they homer and for postgame interviews...is made of real silver and semi-precious stones that weighed 6.5 lbs.
- Posted career highs in AVG (.304), OBP (.379), SLG (.580), OPS (.950), AB/HR (14.00), AB/RBI (4.77), and runs created per 27 outs (7.22).
- His 7 defensive runs saved (FanGraphs) ranked T-3rd among National League infielders with CHC's Javy Baez, trailing only Dansby Swanson's 10 and Nolan Arenado's 15.
- Hit 2 of the Padres 7 grand slams in 2020, including a walk off grand slam in the 10th inning on Aug. 19 vs. Texas Rangers...it was the Padres franchise-record 3rd grand slam in 3 games (Eric Hosmer would hit the Major League record 4th GS in 4 games the next day)...the walk off slam made Machado the youngest player in MLB history to have a walk off GS in both leagues, 1 of 22 players in MLB history with multiple walkoff grand slams and just 1 of 3 active players (also: Giancarlo Stanton, and Ryan Zimmerman), the 2nd player in Padres history to hit a walk-off slam in extra innings, joining Adrian Gonzalez (June 2, 2010 vs. NYM) and the 1st Padre to hit a walk-off slam in extra innings while trailing in the game.

2020

- Earned his 1st-career Silver Slugger award and was an All-MLB First team selection along with teammate Fernando Tatis Jr...was a NL MVP finalist, finishing 3rd in the race behind LAD's Mookie Betts and ATL's Freddie Freeman (the winner)was also a NL Gold Glove Award finalist (3B).
- Finished the 2020 season ranking T-3rd in the National League in multi-hit games (21), 5th in RBI (47), 6th in total bases (130), T-7th in hits (68), 8th in SLG (.606), and 9th in runs scored (44)...his .950 OPS was 11th best of any Padre in a season.
- Was named National League Player of the Week in back-to-back weeks on August 24 and August 31 (his 5th and 6th such awards of his career).
- Was the 1st Padre player to win NL Player of the Week in back-to-back weeks since Tony Gwynn in July 1988, and it marked the 1st time that the Padres have had consecutive awards since Andy Benes and Gwynn in August 1993... Machado was the 1st player to be honored in 2 straight weeks since CLE's Francisco Lindor in May 2018...along with teammate Fernando Tatis Jr's award earlier in August

MANNY MACHADO

(Aug. 9th), the Padres claimed 3 of the 1st 5 NL Player of the Week awards.

- Posted a 1.190 OPS @ Petco Park, the 3rd best OPS at home in MLB behind Brandon Belt (1.246) and DJ LeMahieu (1.265)...his 42 hits at home led all of baseball.
- His 1.222 OPS in Interleague games ranked 5th in MLB.

POSTSEASON: In his 4th-career Postseason run, he played in all 6 games and went 4-for-26 (.154) with 2 home runs, 2 RBI and 3 runs scored.

- Homered on October 1 vs. STL (Game 1 of the Wild Card series) in the 6th inning, following Fernando Tatis Jr.'s homer...it was the 2nd time in SD Postseason history in which the Padres hit back-to-back HRs (Tony Gwynn and Greg Vaughn on Oct. 17, 1998 @ NYY).

2019

- In his 1st season with SD, led the Padres in runs (81), XBH (55) and BB (65), ranked T-1st in runs created (86), 2nd in HR (32), RBI (85), total hits (150), games played (156), at-bats (587) and PA (661) and 3rd in 2B (21).
- Among all qualifying NL hitters against LHP, ranked T-1st in SLG (.685), T-6th in HR (13), 8th in OBP (.404) and T-9th in AVG (.315).
- Hit safely in a career-high 13 consecutive road games from

April 30-May 28, slashing .333/.386/.549 with 5 2B, 2 HR and 7 RBI in that time...it tied with Eric Hosmer's 13-game road hitting streak from May 14-June 15 for the longest on the club.

- Recorded his 1st multi-HR game as a Padre on May 4 vs. LAD, with both HR coming off Rich Hill...it marked the 1st of 4 multi-HR games for Machado in 2019 (also: June 13 at COL, June 29 vs. STL and July 13 vs. ATL) and he finished the campaign with 50 career multi-HR games.
- Recorded an RBI in 8-straight games from June 16-25, 1 game shy of the Padres franchise record (3x: Jason Bartlett in 2011, Steve Finley in 1996 and Sixto Lezcano in 1982).
- In his return to Baltimore on June 25, homered in his 2nd at-bat, which was his 100th-career HR at Camden Yards.
- Hit his 200th career HR on July 20 at Wrigley Field, a 2-run HR off Jose Quintana...he became the 2nd-youngest 3B (27 years, 14 days old) to hit 200 HR in ML history, behind Eddie Matthews (25 years, 242 days).
- Made his 1st-career PH plate appearance in the 9th inning on September 12 vs. CHC...went 4,678 career PA before logging his 1st-career PH appearance, shattering the longest start-of-career streak of PA without pinch-hitting (among players to debut since 1961), ahead of Deivi Cruz's streak of 2,479 PA from 1997-2001.
- Grounded into 24 2B plays, the most in the NL.



MANNY MACHADO



- Hit .219 (62-for-283) in 78 games at Petco Park as opposed to a .289 mark (88-for-304) in 78 games on the road...when in opposing NL West ballparks, hit .306 (45-for-147) with 10 HR and 24 RBI...at Petco Park against the NL West, he hit .186 (22-for-118) with 5 HR and 15 RBI.

2018

- Acquired by LAD from BAL on July 18, a day after the All-Star Game for their postseason run...appeared in the playoffs for the 3rd time and 1st since 2016 with BAL.
- Ended 2018 and his age-25 season with a 33.8 career WAR (wins above replacement), which is higher than Joe DiMaggio (33.6), Barry Bonds (33.3), Willie Mays (32.5) or Lou Gehrig (31.7) had through their age-25 seasons.
- In 162 combined games between BAL and LAD, recorded his 1st-career 100+ RBI season (107) and matched his career high with 37 HR (also: 2016).
- 1 of only 7 players to play in all 162 games in 2018, while also ranking among the Top 10 in several categories, including IBB (18, 3rd), hits (188, T-3rd), total bases (340, 4th), and multi-hit games (54, T-6th).
- Held the longest on-base streak in the majors in 2018 with a career-high 33-game mark from June 27-August 2.
- Selected to his 4th All-Star Game (also: 2013 and '15-16) and named the starting shortstop (2nd All-Star start) after batting .315 with 21 2B, 24 HR and 65 RBI before the break.
- In the 1st half of the season, he ranked among AL leaders in RBI (T-4th), SLG (.575, 5th) OPS (.963, 5th), hits (115, T-5th), AVG (6th), HR (6th) and OBP (.387, 9th)...he joined Alex Rodriguez, Arky Vaughan, and Cal Ripken, Jr. as the only players to start an All-Star Game at 3B and SS.

- Acquired by LAD from BAL on July 18 in a 6-player trade... led LAD in the 2nd half of the regular season in hits (73), RBI (42) and ABs (267) and tying the club lead in HR (13), 2nd in runs (36) and games (66) and T-2nd in 2B (14).

- LAD went 40-28 in the 2nd half after acquiring Machado and he finished the regular season with a 10-game hitting streak, going 13-for-40 (.325) with 2 2B, 2 HR, 11 RBI, 5 runs and a .947 OPS.

POSTSEASON: Hit safely in 11 of the Dodgers' 16 games (.227 overall) in their NL pennant-winning Postseason run... homered twice in the NLDS vs. ATL and again in Game 1 of the NLCS at MIL.

2017

- Appeared in all 6 of the Dominican Republic's World Baseball Classic games in March...hit .321 (7-for-26).
- Named AL Player of the Month for August, his 2nd-career AL Player of the Month award (also: April 2016)...in August, he hit .341 (43-for-126) with 6 2B, 13B, 12 HR and 35 RBI.
- Named AL Player of the Week for the week of Aug. 14-20.
- Homered 5 times in the 6-game homestand (Aug. 18-23), including 2 walk-off HR (Aug. 18 and 23)...his 12 home runs in August were a career high for a single month.
- His walk-off grand slam on Aug. 18 vs. LAA was his 3rd homer of the game...he became the 13th player in ML history with 3 HR in a game with the last 1 being a walk-off.
- Hit 3 grand slams in 2017...his 6 grand slams from 2016-17 were the most in the majors...became just the 10th player in ML history to hit 3 grand slams in a calendar month.
- Hit a ML-leading 3 walk-off HR in 2017 (Aug. 18 vs LAA, Aug. 23 vs. OAK and Sept. 5 vs. NYY).

MANNY MACHADO

2016

- Selected to his 2nd consecutive and 3rd-career All-Star Game (also: 2013 and 2015) and elected the starting 3rd baseman by fan balloting...finished 5th in AL MVP voting.
- Hit 11 HR as a SS and 26 HR as a 3B, becoming the 2nd player in ML history to homer at least 10 times as a SS and 20 times as a 3B in the same season (also: Howard Johnson, NYM in 1989; 26 HR as 3B, 10 HR as SS).
- Named AL Player of the Month for April, batting .344 (33-for-96) with 10 2B, 7 HR, 16 RBI, and 20 runs scored.
- Played his 500th career game on May 30 vs. BOS...logged 211 XBH within his 1st 500 games, passing Cal Ripken, Jr. (208) for the Orioles record.
- Served a 4-game suspension after charging the mound, following being hit by a pitch on June 7 vs. KC by Yorlando Ventura.
- Homered in the 1st, 2nd, and 3rd innings on August 7 at CWS...became the 2nd player in ML history to homer in each of the 1st 3 innings of a game (also: CWS Carl Reynolds on July 2, 1930 at NYY)...also became the 9th player in ML history to homer in 3 consecutive innings and 1st since Kevin Mench (TEX) on June 30, 2005 vs. LAA.
- Hit his 100th-career home run on Aug. 30 vs. TOR, becoming the fastest Oriole (in terms of age) to reach the 100-career home run plateau at 24.055...Eddie Murray (1980) did so at age 24.177.

POSTSEASON: Went 1-for-4 in BAL's 5-2 AL Wild Card game defeat to TOR on October 4.

2015

- Earned his 2nd Rawlings Gold Glove Award and 2nd All-Star game selection...finished 4th in AL MVP voting.
- Led all AL 3B in total chances (488), double plays (38), range factor/9.0 innings (3.09) and range Factor/game (3.01)...also ranked 2nd in assists (337) and putouts (132).
- Was the only player in the majors to play in all 162 regular season games.
- Named AL Player of the Week for the period ending on June 14 after batting .458 (11-for-24) with 12B, 2 HR, and 5 RBI (2nd career AL POW honor, also: 8/12/12).
- Named a player selection to the 2015 All-Star Game, his 2nd career ASG selection (1st: 2013).
- Made his 1st ML appearance at SS in the top of the 12th inning on Aug. 23 vs. MIN and made his 1st-ML start at SS on Aug. 31 vs. TB (his 1st professional start at SS since Aug. 8, 2012 with Double-A Bowie).
- Logged his 500th-career hit with a single in the 5th on Sept. 22 @ WSH.

2014

- Played in 82 games after beginning the season on the 15-

150

day DL (retro: March 21), recovering from left knee surgery.

- Hit .210/.263/.276 in his 1st 26 games (May 1-30), before finishing the season batting .311/.353/.505 with 10 HR and 27 RBI in his final 56 games (May 31-August 11).
- Suspended 5 games from June 30-July 5 (G1) for "intentionally throwing his bat on the field" in the 8th inning on June 8 vs. OAK.

2013

- Hit 51 2B, leading the AL and becoming the 2nd player in ML history to record 50+ 2B in a season during which he was 20 years old, joining Alex Rodriguez (54 in 1996).
- Named to his 1st-career All-Star team as reserve 3B (0-for-1), collecting the 9th-most votes in the AL (4,101,089).
- Won his 1st-career Gold Glove Award, the 1st Orioles 3B to win the award since Brooks Robinson in 1975...led all AL 3B in fielding % (.973), assists (355) and DP turned (42).
- Won the Platinum Glove, given annually to the best individual defender in each league.
- Posted a 4.4 defensive WAR, pacing all AL defenders and ranking 3rd-highest in the majors in 2013.
- Finished the season leading the AL in 2B (51) and ABs (667), 6th in hits (189), 7th in multi-hit games (55), T-7th in XBH (68), 10th in total bases (288) and T-16th in runs (88).
- Made his 1st-career Opening Day roster and became the 4th Oriole to start on Opening Day at 20-or-younger.
- Snapped his 1,206 consecutive innings played streak on June 27 vs. CLE (1st-career ejection).
- Suffered a torn medial patellofemoral ligament in his left leg on September 23 at TB...placed on 60-day DL on Sept. 24 for the remainder of the season...on Oct. 14 in California, Dr. Neal ElAttrache performed an arthroscopy and open reconstruction of the medial patellar femoral ligament...a hamstring tendon was used to graft a replacement for the ruptured ligament.

2012

- Began the season playing in 109 games for Bowie (AA) before having his contract selected by BAL on August 9 and making his ML debut that night against KC.
- Went 2-for-4 with a 3B in his ML debut, becoming the 1st Orioles position player to debut before age 21 since Eugene Kingsale on September 3, 1996.
- Homered twice in his 2nd ML game at 20 years, 35 days old...became the 1st player in modern ML history (since 1900) to hit 2 HR and a 3B in his 1st 2 career games in the majors...also became the youngest player in ML history to have a multi-HR game in either his 1st or 2nd career game.
- Became the 1st player since at least 1918 to hit 3 homers in his 1st 4 career games at age 20-or-younger.
- Named Co-American League Player of the Week with

MANNY MACHADO



BOS' Adrian Gonzalez for the week ending Aug. 12, becoming the youngest POW winner in either league and in the 10-year history of MLB's Player of the Week Award... was the 1st position player to be honored in his 1st week of eligibility and the youngest player ever to win the award.

- Selected to his 2nd consecutive Futures Game roster.

POSTSEASON: Became the 2nd-youngest player (20.096) in ML history to homer in the postseason in Game 3 of the ALDS at NYY on October 10, 2012...was passed on the list by Bryce Harper 2 days later on October 12, 2012 (19.362).

2011

- Split the season between Delmarva (A) and Frederick (A).
- Following the season, ranked as the 2nd-best prospect in the Orioles system by *Baseball America*.
- Named the MVP of the Mills Cup with a HR and 7 RBI.
- Selected to his 1st US roster for the Futures Game in Phoenix.

2010

- Named the best prospect in the Orioles organization by *Baseball America* following his 1st professional stint... homered for his 1st professional hit in his 2nd-career game on August 28 vs. DSL Rays (R).

PERSONAL

- Married to Yainee, who is the sister of former Padres 1st baseman and recently retired, Yonder Alonso. The couple married on in the offseason in 2014 in Angers, France, right outside of Paris.
- Yonder, whom Manny considers one of his best friends, introduced Manny to Yainee in 2009, when the three of them went to lunch one day after classes at the University of Miami. Yonder had taken Manny under his wing, and while they were training for the season together, Manny and Yainee became friends. In 2011, Yonder invited Manny to join them on a family vacation in Spain, and it was at that time when Yainee and Manny started dating.
- When he was 17, ate empanadas with then-teammate Bryce Harper while in Barquisimeto, Venezuela with the 2009 under-18 U.S. National Team for the Pan Am junior world championships. "Crushed them," Machado said.
- Graduated from Brito Miami Private High School and was drafted 3rd overall by the Orioles in 2010.
- Manny's grandfather, Francisco Nuñez, had the largest impact on his passion for baseball. He passed away during his senior year of high school and Machado writes his initials (FN) in the infield dirt as he takes the field every game.
- Manny and Yainee have a dog named "Kobe" (named after Kobe Bryant).

MANNY MACHADO



MANNY MACHADO CAREER BATTING

Season	Team	League	AVG	G	AB	R	H	2B	3B	HR	RBI	BB	SO	SB	CS	OBP	SLG	OPS	PA	HBP	SAC	SF	GIDP
2010	2 Teams	Minors	.306	9	36	3	11	1	1	1	5	3	3	0	0	.359	.472	.831	39	0	0	0	0
2010	ORI	ROK	.143	2	7	1	1	0	0	1	2	0	1	0	0	.143	.571	.714	7	0	0	0	0
2010	ABD	A(Short)	.345	7	29	2	10	1	1	0	3	3	2	0	0	.406	.448	.854	32	0	0	0	0
2011	2 Teams	Minors	.257	101	382	48	98	20	5	11	50	45	73	11	6	.335	.421	.756	430	1	0	2	16
2011	DEL	A(Full)	.276	38	145	24	40	8	2	6	24	23	25	3	1	.376	.483	.859	170	1	0	1	8
2011	FRE	A(Adv)	.245	63	237	24	58	12	3	5	26	22	48	8	5	.308	.384	.692	260	0	0	1	8
2011	BOW	AA	.266	109	402	60	107	26	5	11	59	48	70	13	4	.352	.438	.790	459	6	1	2	15
2012	BAL	MLB	.262	51	191	24	50	8	3	7	26	9	38	2	0	.294	.445	.739	202	0	1	1	6
2013	BAL	MLB	.283	156	667	88	189	51	3	14	71	29	113	6	7	.314	.432	.746	710	2	9	3	15
2014	FRE	A(Adv)	.667	3	12	5	8	4	1	0	2	1	1	1	0	.692	1.167	1.859	13	0	0	0	0
2014	BAL	MLB	.278	82	327	38	91	14	0	12	32	20	68	2	0	.324	.431	.755	354	3	2	2	13
2015	BAL	MLB	.286	162	633	102	181	30	1	35	86	70	111	20	8	.359	.502	.861	713	4	2	4	17
2016	BAL	MLB	.294	157	640	105	188	40	1	37	96	48	120	0	3	.343	.533	.876	696	3	0	5	14
2017	BAL	MLB	.259	156	630	81	163	33	1	33	95	50	115	9	4	.310	.471	.781	690	1	0	9	17
2018	BAL	MLB	.315	96	365	48	115	21	1	24	65	45	51	8	1	.387	.575	.962	413	0	0	3	14
2018	LAD	MLB	.273	66	267	36	73	14	2	13	42	25	53	6	1	.338	.487	.825	296	2	0	2	12
2018	2 Teams	MLB	.297	162	632	84	188	35	3	37	107	70	104	14	2	.367	.538	.905	709	2	0	5	26
2019	SD	MLB	.266	156	587	81	150	21	2	32	85	65	128	5	3	.334	.462	.796	661	6	0	3	24
2020	SD	MLB	.304	60	224	44	68	12	1	16	47	26	37	6	3	.370	.580	.950	254	0	0	4	9
2021	SD	MLB	.278	153	564	92	157	31	2	28	106	63	102	12	3	.347	.489	.836	640	2	0	11	10
Career		MLB	.280	1295	5095	739	1425	275	17	251	751	450	936	76	33	.338	.488	.826	5629	23	14	47	151
Career		Minors	.269	222	832	116	224	51	12	23	116	97	147	25	10	.349	.442	.791	941	7	1	4	31

MANNY MACHADO



WILD CARD

Season	Team	League	AVG	G	AB	R	H	2B	3B	HR	RBI	BB	SO	SB	CS	OBP	SLG	OPS	PA	HBP	SAC	SF	GIDP
2012	BAL	MLB	.333	1	3	0	1	0	0	0	1	0	1	0	0	.333	.333	.667	4	0	1	0	0
2016	BAL	MLB	.250	1	4	0	1	0	0	0	0	0	0	0	0	.250	.250	.500	4	0	0	0	0
2020	SD	MLB	.143	3	14	1	2	0	0	1	1	0	2	0	0	.143	.357	.500	14	0	0	0	1
Career	Multiple	MLB	.190	5	21	1	4	0	0	1	3	0	3	0	0	.190	.333	.524	22	0	1	0	1

DIVISION SERIES

Season	Team	League	AVG	G	AB	R	H	2B	3B	HR	RBI	BB	SO	SB	CS	OBP	SLG	OPS	PA	HBP	SAC	SF	GIDP
2012	BAL	MLB	.125	5	16	2	2	1	0	1	1	2	5	0	0	.222	.375	.597	19	0	1	0	1
2018	LAD	MLB	.176	4	17	2	3	1	0	2	6	1	7	0	0	.222	.588	.810	18	0	0	0	1
2020	SD	MLB	.167	3	12	2	2	0	0	1	1	1	2	0	0	.231	.417	.647	13	0	0	0	0
Career	Multiple	MLB	.156	12	45	6	7	2	0	4	8	4	14	0	0	.224	.467	.691	50	0	1	0	2

CHAMPIONSHIP SERIES

Season	Team	League	AVG	G	AB	R	H	2B	3B	HR	RBI	BB	SO	SB	CS	OBP	SLG	OPS	PA	HBP	SAC	SF	GIDP
2018	LAD	MLB	.296	7	27	5	8	1	0	1	3	2	6	1	0	.367	.444	.811	30	1	0	0	3

WORLD SERIES

Season	Team	League	AVG	G	AB	R	H	2B	3B	HR	RBI	BB	SO	SB	CS	OBP	SLG	OPS	PA	HBP	SAC	SF	GIDP
2018	LAD	MLB	.182	5	22	2	4	0	0	0	3	1	5	0	0	.208	.182	.390	24	0	0	1	0

POSTSEASON (COMBINED)

Season	Team	League	AVG	G	AB	R	H	2B	3B	HR	RBI	BB	SO	SB	CS	OBP	SLG	OPS	PA	HBP	SAC	SF	GIDP
2012	BAL	MLB	.158	6	19	2	3	1	0	1	2	2	6	0	0	.238	.368	.607	23	0	2	0	1
2016	BAL	MLB	.250	1	4	0	1	0	0	0	0	0	0	0	0	.250	.250	.500	4	0	0	0	0
2018	LAD	MLB	.227	16	66	9	15	2	0	3	12	4	18	1	0	.278	.394	.672	72	1	0	1	4
2020	SD	MLB	.154	6	26	3	4	0	0	2	2	1	4	0	0	.185	.385	.570	27	0	0	0	1
Career	Multiple	MLB	.200	29	115	14	23	3	0	6	17	7	28	1	0	.250	.383	.633	126	1	2	1	6

ALL-STAR

Season	Team	League	AVG	G	AB	R	H	2B	3B	HR	RBI	BB	SO	SB	CS	OBP	SLG	OPS	PA	HBP	SAC	SF	GIDP
2013	AL	MLB	.000	1	1	0	0	0	0	0	0	0	1	0	0	.000	.000	.000	1	0	0	0	0
2015	AL	MLB	.500	1	2	1	1	1	0	0	1	0	0	0	0	.500	1.000	1.500	2	0	0	0	0
2016	AL	MLB	.000	1	3	0	0	0	0	0	0	0	0	0	0	.000	.000	.000	3	0	0	0	0
2018	AL	MLB	.000	1	2	0	0	0	0	0	0	0	0	0	0	.000	.000	.000	2	0	0	0	0
Career	Multiple	MLB	.125	4	8	1	1	1	0	0	1	0	1	0	0	.125	.250	.375	8	0	0	0	0

CAREER TRANSACTIONS

OPTIONS USED: 0/3

2010 Signed by BAL as a first-round selection (3rd overall) in the First-Year Player Draft, August 16

2018 Acquired by LAD from BAL in exchange for Breyvic Valera, Yusniel Diaz, Zach Pop, Dean Kremer and Rylan Bannon, July 18

2019 Signed by SD as a Major League free agent, February 21



SEAN MANAEA

55

**LEFT-HANDED
PITCHER**

Height: 6-5 Bats: R
Weight: 245 Throws: L

seanmanaea

Full Name	Sean Anthony Manaea
Date of Birth	February 1, 1992 in Valparaiso, Indiana
Current Residence	San Francisco, California
2022 Opening Day Age	30
MLB Service Time	5.157
How Obtained	Acquired by OAK along with RHP Aaron Holiday in exchange for RHP Adrian Martinez and INF Euriel Angeles on April 3, 2022
Contract Status	Signed through 2022

QUICK HITS

- Acquired by SD from OAK on April 3, 2022. He was slated to start a Spring Training game vs. SD that same day. Instead, he stayed in Mesa, Ari. and waited for his new club to arrive, and took the mound against his former squad.
- In 2021, he was the only AL pitcher and 1 of 5 in the Majors with 2 shutouts, and joined Gerrit Cole as 1 of 2 AL pitchers with 2 complete games.
- He tossed a no-hitter against the Boston Red Sox on April 21, 2018, striking out 10 and walking 2 in Oakland's 3-0 victory. The Red Sox entered the contest with a .895 winning percentage (17-2), the highest of any team at least 5 games into a season to be no-hit in MLB history.
- He was originally drafted following the first round (34th overall) in the Competitive Balance Round A of the 2013 First-Year Player Draft by the Kansas City Royals, and was traded to the Athletics at the 2015 trade deadline in the deal that sent Ben Zobrist to the Royals.

2021 SEASON

- Posted career highs in innings pitched (179.1), starts (32) and strikeouts (194), while going 11-10, his 5th consecutive season with a winning record.
- Became 1 of 5 pitchers in Oakland history with at least 5 straight winning seasons...Tim Hudson did it 6 straight years from 1999-2004, and Catfish Hunter (1970-74), Dave Stewart (1986-1990) and Dennis Eckersley (1988-92) all had five straight.
- He tied for the American League lead in starts, ranked 4th in total pitches (2,980), 8th in IP, 9th in opponents OPS (.719) and on-base percentage (.304) and 10th in ERA, slugging (.415) and batting average (.255).
- Posted 50 wins and 641 strikeouts in 128 starts across 6 seasons with the A's... the wins, strikeouts and games started were the most by an A's pitcher over the last 18 years...in the Wild Card era (1995-present), the only A's pitchers with more wins, strikeouts and starts were Barry Zito (102 wins, 1,098 strikeouts, 224 starts), Tim Hudson (92, 899, 183) and Mark Mulder (81, 668 and 150).
- Was 6-2 with a 2.99 ERA over his first 14 starts through June 14 but then went 5-8 with a 4.68 ERA over his final 18 starts...allowed 8 home runs over his first 14 starts before

ACCOLADES

2x American League Pitcher of the Month (June 2021 & April 2018)

American League Co-Player of the Week (April 22, 2018)

2x MiLB.com Organization All-Star (2014 w/ KC & 2015 w/ OAK)

2x Texas League Pitcher of the Week (Aug. 3 & Sept. 9, 2015 - Midland)

Arizona Fall League Rising Star and All-Prospect Team (2015, Mesa)

Arizona Fall League Pitcher of the Week (Nov. 14, 2015, Mesa)

Carolina League Pitcher of the Week (Sept. 2, 2014 - Wilmington)

allowing 17 after that...struck out 78 over his first 14 (8.63 per nine innings), 116 over his last 18 (10.65 per nine)... was 7th in the AL in ERA and T-10th in wins through June 14...T-5th in losses from June 15 through the end of the season.

- His opp. AVG broke down to .204 (34-for-167) with a .590 OPS against LHH compared to .271 (145-for-534) with a .758 OPS against RHH...his OPS against lefties was 2nd-lowest in the AL (Greinke, HOU .565)...issued 34 of his 41 walks and yielded 50 of his 60 extra base hits to righties.
- Opponents batted .233 with a .668 OPS the 1st time through the order, .269 with a .731 OPS the 2nd time and .267 with a .778 OPS after that.
- His .255 opp. AVG increased to .274 with RISP.
- Was 3-3 with a 2.50 ERA and 6 HR in 12 starts on 4 days rest compared to 8-6 with a 4.73 ERA and 17 home runs in 19 starts on five days rest or more...from 2019-21, he went 7-4 with a 2.96 ERA in 20 starts on four days rest, 12-7 with a 4.20 ERA in 25 starts on five days rest-or-more.
- Was 2-2 in 5 Interleague starts with a 2.67 ERA, .180 opp. AVG and .531 OPS.
- Had just one unearned run, which matched the fewest in Oakland history by a qualifier for the ERA title.
- Had a career-high 11 no decisions and the A's went 8-3 in those games...were 19-13 (.594) in his starting assignments and went 30-18 (.625) from 2019-21.
- Walked two batters-or-fewer in 26 of his 32 starts, including eight starts with no walks and 13 with 1...had three 10-strikeout games and is the 11th pitcher (12th time) in Oakland history with three or more 10-strikeout games.

SEAN MANAEA



2020

- Went 4-3 with a 4.50 ERA in a team-leading 11 starts... the ERA was the highest of his career as was his .270 opp. AVG...his .427 slugging percentage matched his career high.
- Went 4-1 with a 2.65 ERA and .234 opp. AVG over his final 6 starts dating back to Aug. 20...the wins T-4th most in the majors over that span...went 0-2 with a 7.65 ERA and .325 opp. AVG over his first 5 starts.
- Walked just 8 batters in 54.0 innings, an average of 1.33 BB/9 IP...that was the lowest mark of his career and was 6th-lowest in the majors (min. 50.0 IP).
- Struck out 45 for a career-best 5.63 SO/BB ratio...had 5 starts without a walk, 5 with 1 and 3 in his other.
- Began the season as the A's No. 2 starter and took the loss in his first start on July 25 against LAA...it was his first loss since Aug. 19, 2018 against HOU and it snapped a career-high-tying five-game winning streak...lost again on July 31 at SEA, which marked the first time he lost consecutive decisions since May 25-30, 2018...then went 2-0 with a 5.06 ERA in 5 starts in August...won 4 consecutive starts from Aug. 20-Sept. 10...allowed 1 ER in each start and compiled a 1.61 ERA and .210 opp. AVG during the winning streak, which fell one short of his career high of 5.
- Tossed a season-high 7.0 IP on Sept. 10 against HOU...retired each of the first 15 batters he faced before Reddick doubled to lead off the 6th.

POSTSEASON: Was on the A's roster for the American League Wild Card Series but did not pitch...started and lost Game 2 of the ALDS against Houston on Oct. 6 at Dodger Stadium (4.1 IP, 5 H, 4 ER, 1 BB, 2 SO, 2 HR).

2019

- Began the season on the 60-day IL as he continued his recovery from Sept. 19, 2018 surgery on his left shoulder...went 3-3 with a 4.71 ERA and .222 opp. AVG in 8 rehab starts before he was reinstated from the IL on Sept. 1.
- Made five starts with OAK and was 4-0 with a 1.21 ERA and .160 opp. AVG...the ERA was 2nd-lowest in the Majors among pitchers with at least 25.0 IP (Kirby Yates, SD, 1.19)
- Allowed 2 runs-or-fewer in all 5 starts and 4 hits-or-fewer 4 times...struck out 30 batters in 29.2 innings and walked just seven (2.12 per nine innings).

POSTSEASON: Made his Postseason debut with a start in the American League Wild Card Game Oct. 2 against TB...was the losing pitcher in the A's 5-1 loss in Oakland (2.0 IP, 4 H, 4 ER, 5 SO)...surrendered 3 home runs after yielding 2 home runs-or-fewer in each of his first 86 career regular season appearances

2018

- Was 12-9 with a 3.59 ERA and .232 opp. AVG in 27 starts before going on the disabled list Aug. 26 with a shoulder injury...underwent surgery Sept. 19 and missed the remainder of the season.
- His ERA, opp. AVG, OBP (.278), SLG (.385) and OPS (.663) were the lowest of his 3 seasons with at least 20 starts...also had career lows in SO/9 IP (6.05) and BB/9 IP (1.79)...matched his career best in wins with 12 for the 2nd consecutive season.
- Based on a minimum of 150 innings, he had the 5th-fewest BB/9 IP ratio in the AL, the 7th-lowest OBP and the 10th-lowest OPS.
- Led the A's in wins, starts, innings, strikeouts (108), hits (141), runs (67), home runs (21) and losses (9).
- It marked the 2nd consecutive season, 4th time in Oakland history (also 1996-97) and 5th time in Athletics history (1957) the A's did not have a pitcher with enough innings to qualify for the ERA title.
- Averaged 14.8 pitches per inning, which was the lowest mark in the AL (min. 150 IP).
- Allowed 1 run in 7.2 IP in his first start on March 30 against LAA and 1 run in 8.0 IP in his 2nd start on April 4 against TEX, becoming the first A's pitcher on an Opening Day roster to start the season with back-to-back outings of 7+ IP and 1 run-or-fewer since Steve Karsay in 1994.
- No-hit the Boston Red Sox on April 21 in the A's 3-0 win, walking 2 and striking out 10...walked Betts to start the game but then retired 14 straight before Leon reached on a Semien error...set down the next 12 before walking Benintendi with two outs in the ninth...then got Ramirez to hit into a game-ending force out.
- The no-hitter was his 1st career complete game...it was the 7th no-hitter in Oakland history and the 12th in Athletics history...it was the earliest by date (Catfish Hunter, May 8, 1968 vs. Minnesota) and 2nd earliest by game number (Chief Bender, May 12, 1910 vs. Cleveland, game 18)...it was the 10th no-hitter in Coliseum history (six by A's, four by opponents)...it was the 1st since Dallas Braden's perfect game on May 9, 2010 vs. Tampa Bay...became the 3rd Oakland pitcher to strikeout 10-or-more in a no-hitter (Dave Stewart had 12 and Catfish Hunter had 11).
- According to the ELIAS, the Red Sox .895 winning percentage entering the game was the highest in ML history by a team that was no-hit at least 5 games into a season.
- The last pitcher to no-hit a team that led the majors in runs per game entering the game was the A's Dave Stewart, who did it against TOR on June 29, 1990 (also ELIAS).
- Was named AL Co-Player of the Week for the week of April 16-22 along with Manny Machado...it was his first Player of the Week award.
- Allowed a 4th inning single to Correa in his first start after

SEAN MANAEA

the no-hitter on April 27 at Houston, snapping his streak of consecutive hitless innings at an Oakland-record 14.0... broke the previous mark of 13.0 held by John "Blue Moon" Odom from June 1-7, 1968...opponents went 0-for-47 off him during the hitless streak...went 4-1 with an AL-leading 1.00 ERA and .130 opp. AVG in 5 starts in April, earning AL Pitcher of the Month honors for April, his first Pitcher of the Month honor.

- Underwent arthroscopic surgery on the shoulder Sept. 19 at the Cedars-Sinai Kerlan-Jobe Institute in Los Angeles... the surgery, a subacromial decompression, acromioplasty and posterior labral repair, was performed by Dr. Neil ElAttrache.

2017

- Began his streak of 5 consecutive seasons with a winning record in 2017, compiling a 12-10 record and a 4.37 ERA in 29 starts in his second season in the majors.
- Went 1-3 with a 5.52 ERA and .179 opp. AVG over his first 6 starts, 7-2 with a 2.92 ERA and .246 opp. AVG over an 11-start span from May 20 to July 16 and 4-5 with a 5.55 ERA and .328 opp. AVG over his final 12 starts.
- Led the A's in wins, games started, innings pitched (158.2), strikeouts (140), hits (167), walks (55) and hit batters (10)... allowed a
- Allowed 6 hits on June 10 in the second game of a doubleheader at Tampa Bay...that snapped a streak of 16 consecutive games with 5 hits-or-fewer and 2.0 IP-or-more from Aug. 23, 2016 to June 5, 2017...that was T-3rd longest such streak by a Major League pitcher since at least 1901 at the time.

2016

- Made his ML debut with the A's following an April 29 promotion and went 7-9 with a 3.86 ERA in 25 games, (24 starts).
- Ranked 2nd among AL rookies in strikeouts (124), IP (144.2) and starts and T-5th in wins...the strikeouts tied for 6th-most in Oakland history by a rookie.
- Was 2-4 with a 6.02 ERA and a .282 opp. AVG in 9 starts when he was placed on the 15-day DL on June 14 with a left pronator strain...was reinstated June 29 and went 5-5 with a 2.74 ERA and .229 opp. AVG in 16 games (15 starts) following his return...his ERA following his
- Was 2-0 with a 1.50 ERA in 3 starts with Nashville in his Triple-A debut...allowed a .232 opp. AVG, including .077 against LHH.

2015

- Was acquired by the A's with Aaron Brooks from KC in exchange for Ben Zobrist and cash on July 28...went 6-0 with a 1.90 ERA in 7 starts with Double-A Midland.

- Began the year in extended spring training with the Royals

and combined for a 1-1 record and a 3.69 ERA in 7 starts with the Royals affiliates in the Arizona Rookie League, Single-A Wilmington and Double-A Northwest Arkansas.

- Was 7-1 with a 2.66 ERA in 14 starts overall...struck out 90 batters in 74.1 innings (10.90 per 9 IP)...allowed a .243 opp. AVG, including .198 against RHH
- His 6 wins with Midland were the most in the Texas League following the trade...he earned Texas League Pitcher of the Week honors twice (July 27-Aug. 2 and Aug. 31-Sept. 7).
- Went 1-0 with a 1.20 ERA in two Postseason starts for the Texas League Champion RockHounds (15.0 IP, 10 H, 2 ER, 2 BB, 15 SO)...the win came in Game 1 of the TL Championship Series against his former team, Northwest Arkansas.
- Pitched for Mesa in the Arizona Fall League following the season and was named to the AFL Top Prospects Team after going 0-2 with a 3.86 ERA in 6 starts.
- Led the league in strikeouts (33)...started for the East in the Nov. 7 Fall Stars Game (2.0 IP, 1 BB, 4 SO)...was named AFL Pitcher of the Week Nov. 17 for his Nov. 13 start at Scottsdale (ND, 5.0 IP, 2 H, 1 ER, 1 BB, 9 SO).
- Was rated as the A's 2nd-best prospect by *Baseball America* following the season.

2013-14

- Spent his first professional season in **2014** with Single-A Wilmington and went 7-8 with a 3.11 ERA in 25 starts...led the Carolina League and the Royals farm system with 146 strikeouts...also ranked 3rd in the CL in opp. AVG and 4th in ERA...earned CL Pitcher of the Week honors the final week of the season (Aug. 25-Sept. 1) after striking out a season-high 12 across 7.0 shutout IP...was rated as the No. 3 prospect in the Royals minor league system following the season by *Baseball America*.
- Was drafted by the Royals as a Competitive Balance Round A pick (34th overall) following the first round of the **2013** First-Year Player Draft...did not pitch after undergoing hip surgery following his college season...was rated as the Royals 6th-best prospect following the season by *Baseball America*.

PERSONAL

- Graduated from Andean High School (IND) in 2010.
- Attended Indiana State University, where he earned Second Team All-Missouri Valley Conference honors as a sophomore and junior.
- Set a school single-season ERA record (1.47) and ranked 4th in the NCAA with 11.4 strikeouts per nine innings in 2013...finished his career with 290 strikeouts in 3 seasons.
- Named the Top Pitcher and Outstanding Pro Prospect in the Cape Cod League in 2012.

SEAN MANAEA



SEAN MANAEA CAREER PITCHING

Season	Team	League	W	L	ERA	G	GS	CG	SHO	SV	IP	H	R	ER	HR	HB	BB	SO	WHIP	AVG	AB	WP	GIDP	TBF	NP-S
2014	A(Adv)	WIL	7	8	3.11	25	25	1	1	0	121.2	102	54	42	5	5	54	146	1.28	.228	448	4	6	514	1559/1043
2015	Minors	4 Teams	7	1	2.66	14	14	0	0	0	74.1	67	29	22	5	4	26	90	1.25	.243	276	3	5	309	1118/721
2015	ROK	ROY	0	0	1.80	1	1	0	0	0	5.0	2	1	1	1	1	6	0.60	.118	17	1	1	19	35/30	
2015	A(Adv)	WIL	1	0	3.66	4	4	0	0	0	19.2	22	12	8	0	1	4	22	1.32	.297	74	0	1	81	262/180
2015	AA	NWA	0	1	5.14	2	2	0	0	0	7.0	9	5	4	1	1	6	11	2.14	.310	29	1	1	36	163/94
2015	AA	MID	6	0	1.90	7	7	0	0	0	42.2	34	11	9	3	1	15	51	1.15	.218	156	1	2	173	658/417
2015	AA	2 Teams	6	1	2.36	9	9	0	0	0	49.2	43	16	13	4	2	21	62	1.29	.232	185	2	3	209	821/511
2016	Minors	2 Teams	2	0	2.08	4	4	0	0	0	21.2	18	5	5	2	0	6	24	1.11	.220	82	1	4	88	343/224
2016	A(Adv)	STK	0	0	4.91	1	1	0	0	0	3.2	2	2	1	0	2	3	1.09	.154	13	0	0	15	64/36	
2016	AAA	NAS	2	0	1.50	3	3	0	0	0	18.0	16	3	3	1	0	4	21	1.11	.232	69	1	4	73	279/188
2016	MLB	OAK	7	9	3.86	25	24	0	0	0	144.2	135	65	62	20	4	37	124	1.19	.248	545	3	13	594	2169/1456
2017	AAA	NAS	0	0	2.25	1	1	0	0	0	4.0	4	2	1	0	0	1	5	1.25	.250	16	0	0	18	72/45
2017	MLB	OAK	12	10	4.37	29	29	0	0	0	158.2	167	88	77	18	10	55	140	1.40	.268	623	8	14	692	2688/1734
2018	MLB	OAK	12	9	3.59	27	27	1	1	0	160.2	141	67	64	21	8	32	108	1.08	.232	608	9	11	654	2371/1603
2019	Minors	2 Teams	3	3	4.71	8	8	0	0	0	36.1	30	22	19	6	1	10	53	1.10	.222	135	2	3	147	578/378
2019	A(Adv)	STK	0	2	9.72	3	3	0	0	0	8.1	14	11	9	1	0	4	10	2.16	.368	38	1	0	42	160/107
2019	AAA	LV	3	1	3.21	5	5	0	0	0	28.0	16	11	10	5	1	6	43	0.79	.165	97	1	3	105	418/271
2019	MLB	OAK	4	0	1.21	5	5	0	0	0	29.2	16	4	4	3	2	7	30	0.78	.160	100	1	4	109	444/287
2020	MLB	OAK	4	3	4.50	11	11	0	0	0	54.0	57	32	27	7	1	8	45	1.20	.270	211	1	5	222	812/540
2021	MLB	OAK	11	10	3.91	32	32	2	2	0	179.1	179	79	78	25	9	41	194	1.23	.255	702	5	10	754	2980/2018
Career	MLB		50	41	3.86	129	128	3	3	0	727.0	695	335	312	94	34	180	641	1.20	.249	2789	27	57	3025	11464/7638
Career	Minors		19	12	3.10	52	52	1	1	0	258.0	221	112	89	18	10	97	318	1.23	.231	957	10	18	1076	3670/2411

WILD CARD

Season	Team	League	W	L	ERA	G	GS	CG	SHO	SV	IP	H	R	ER	HR	HB	BB	SO	WHIP	AVG	AB	WP	GIDP	TBF	NP-S
2019	MLB	OAK	0	1	18.00	1	1	0	0	0	2.0	4	4	4	3	0	0	5	2.00	.400	10	0	0	10	46/31

DIVISION SERIES

Season	Team	League	W	L	ERA	G	GS	CG	SHO	SV	IP	H	R	ER	HR	HB	BB	SO	WHIP	AVG	AB	WP	GIDP	TBF	NP-S
2020	MLB	OAK	0	1	8.31	1	1	0	0	0	4.1	5	4	4	2	0	1	2	1.38	.294	17	0	1	18	65/42

POSTSEASON (COMBINED)

Season	Team	League	W	L	ERA	G	GS	CG	SHO	SV	IP	H	R	ER	HR	HB	BB	SO	WHIP	AVG	AB	WP	GIDP	TBF	NP-S
2019	MLB	OAK	0	1	18.00	1	1	0	0	0	2.0	4	4	4	3	0	0	5	2.00	.400	10	0	0	10	46/31
2020	MLB	OAK	0	1	8.31	1	1	0	0	0	4.1	5	4	4	2	0	1	2	1.38	.294	17	0	1	18	65/42
Career	MLB	OAK	0	2	11.37	2	2	0	0	0	6.1	9	8	8	5	0	1	7	1.58	.333	27	0	1	28	111/73

CAREER TRANSACTIONS

OPTIONS USED: 0/3

- 2013 Signed by KC as a Competitive Balance Round A (34th overall) in the First-Year Player Draft, June 21
- 2015 Acquired by OAK along with Aaron Brooks from KC in exchange for Ben Zobrist, July 28
- 2022 Acquired by SD along with Aaron Holiday from OAK in exchange for Adrian Martinez and Euriel Angeles, April 3



NICK MARTINEZ

Height: 6-0

Bats: R

Weight: 200

Throws: R

22

**RIGHT-HANDED
PITCHER**

Full Name	Nicholas Andres Martinez
Date of Birth	August 5, 1990 in Miami, Florida
Current Residence	Miami, Florida
2022 Opening Day Age	31
MLB Service Time	3.002
How Obtained	Signed as a Major League free agent on March 16, 2022
Contract Status	Signed through 2022 (player options for 2023, 2024 and 2025)

QUICK HITS

- On March 16, 2022, was signed by SD to a one-year contract for the 2022 season with player options for 2023, 2024 and 2025.
- Pitched for the Fukuoka SoftBank Hawks in Japan's Nippon Professional Baseball Organization last season and went 10-5 with a 1.62 ERA (27 ER, 149.2 IP).
- Last pitched in the states between 2014-17 with the Texas Rangers. In four Major League seasons, the Miami, FL native went 17-30 with a 4.77 ERA (220 ER, 415.1 IP) and 237 strikeouts in 88 games (68 starts).
- Began his 2014 rookie season in TEX's Opening Day rotation despite never being in Major League Spring Training. Was on Double-A Frisco's roster before having his contract selected and making his ML Debut on April 5 vs. TB, the Rangers' 5th game of the season. Ended the campaign ranked 2nd on the club in starts (24) and 3rd in IP (140.1) and SO (77).

2021 SEASON

- Pitched for the Fukuoka SoftBank Hawks in Japan's Nippon Professional Baseball Organization, going 10-5 with a 1.62 ERA (27 ER, 149.2 IP), 1.03 WHIP and 146 strikeouts to 39 walks (3.74 SO/BB ratio) in 23 games.
- He finished first on the club in strikeouts and second in innings pitched.
- Also won a silver medal this past summer with Team USA at the Tokyo 2020 Olympic Games, going 1-1 with a 1.64 ERA (2 ER, 11.0 IP) in two appearances during the tournament, including a start in the gold medal game vs. Japan (1 ER, 6.0 IP).

2018-20

- In his second season with the Nippon-Ham Fighters of NPB in **2020**, he pitched in 17 games, going 2-7 with 1 save, 1 hold, a 4.62 ERA (39 ER, 76.0 IP) and 66 strikeouts against 40 walks...missed the first half of **2020** and all of **2019** due to injury...started 25 games for the Ham Fighters in **2018**, going 10-11 with 3 complete games and a 3.51 ERA (63 ER, 161.2 IP) and 93 SO against 40 walks.

ACCOLADES

Carolina League Mid-Season All-Star (2013, Myrtle Beach)

South Atlantic League Mid-Season All-Star (2012, Hickory)

2017

- Split the season between TEX and Round Rock (AAA)... was recalled to the big league squad 4 times throughout the season.
- Began the season with RR, where he went 4-0 with a 2.15 ERA across 7 appearances (6 starts) with a 2.15 ERA (9 ER, 37.2 IP) with a .194 AVG.
- 9 of his ER with RR came in back-to-back starts (April 17 and then July 9)...was scoreless in his other 5 outings (4 starts) and 29.0 IP.
- Made 23 appearances (18 starts) for TEX, going 3-8 with a 5.66 ERA (70 ER, 111.1 IP) and 67 SO against 28 walks... surrendered 26 HR (2.10 HR/9 IP).
- The Rangers non-tendered his contract in December, making him a free agent.

2016

- Went 2-3 with a 5.59 ERA (24 ER, 38.2 IP) over 12 appearances (5 starts) in 5 stints with the Rangers.
- Combined to go 7-6 with a 3.86 (45 ER, 105.0 IP) over 19 appearances (17 starts) with RR and Frisco (AA).
- Opened season at RR and spent the majority of the minor league season with the Express, going 7-6 with a 3.91 ERA (43 ER, 99.0 IP) in 19 app. (17 starts).
- Recalled from RR for the 2nd time on June 14 and moved into the big league rotation on June 18 at STL in place of the injured Yu Darvish, going 0-1 with a 6.86 (15 ER, 19.2 IP) in 4 starts.
- Optioned to FRI following Rangers game on July 8 despite being scheduled to start for TEX the following day (Kyle Lohse would have contract purchased and make start for Texas on July 9 vs. MIN).
- Started just 1 game at FRI (July 9 vs. NWA) as RR was on the road and nearing the All-Star break.
- Assigned back to RR on July 13 and was 1-2 with a 2.83 ERA (11 ER, 35.0 IP) in 7 app. (5 starts) for Round Rock after the All-Star break.
- Recalled by TEX for a July 26 start vs. OAK in a 6-3 loss

NICK MARTINEZ



(4.0 IP, 5 R) in place on Lohse, who was designated for assignment on July 25...had one relief outing in 4th stint with club on Aug. 20 at TB (1.1 IP, 1 R)...recalled upon conclusion of RR's season and spent September in the bullpen, going 1-0 with a 1.64 ERA (2 ER, 11.0 IP) in 4 app.

- Following the season, went 3-3 with a 2.53 ERA (9 ER, 32.0 IP) over 7 starts with Este in the Dominican Winter League...opponents batted .214 (25-for-117) with 10 walks and 15 strikeouts...did not allow a home run...was 0-3 with a 9.00 (9 ER, 9.0 IP) in 1st 3 starts, but tossed 23.0 scoreless innings over final 4 starts...held opposition to a .169 AVG (13-for-77) in final 4 outings.

2015

- Had 4 stints with TEX and ranked among the staff leaders in IP (3rd, 125.0), starts (3rd, 21), and quality starts (2nd, 13), despite just 5 starts after the All-Star break and none after Aug. 13.
- Held opponents to a .221 AVG (27-for-122) with RISP, including .137 (7-for-51) with RISP and 2 outs, which was 2nd-lowest in MLB (min. 50 AB) to Zack Greinke (.105)
- In his 4 April starts, he went 2-0 with a 0.35 ERA (1 ER, 26.0 IP), with TEX going 4-0 in his outings...he finished the

month with the lowest qualifying ERA in the Majors and the lowest ERA by any pitcher with 25.0-or-more innings in March/April since BOS' Roger Clemens had a 0.28 ERA (1 ER, 32.0 IP) in 1991.

- Was 2-1 with a 3.25 (13 ER, 36.0 IP) over 6 starts in May.
- Was tied for AL lead in quality starts as late as June 20, 1 of 4 pitchers in club history with 11+ QS in team's 1st 69 games of a season.
- From June 3-July 20, spanning a stint at AAA, allowed 7+ ER in 3 of 7 starts (1-4, 6.92, 30 ER/39.0 IP), this despite posting quality starts in the other 4 outings, to raise season ERA from 2.03 to 3.92.
- Made a pair of brief starts at RR during his first stint with the club (July 2-19) as part of a scheduled rest period leading into the All-Star break, compiling a 4.50 ERA (3 ER, 6.0 IP).
- Was 2-2 with a 4.95 (11 ER, 20.0 IP) in final 4 starts in July and August before he was used exclusively out of the bullpen in September.
- Was not on the club's ALDS roster, but was sent to Arizona for workouts to stay fresh in the event he was needed as an injury replacement.

NICK MARTINEZ

2014

- Began the season in TEX's Opening Day rotation despite never being in big league camp...ended the campaign ranked 2nd on the club in starts (24) and 3rd in IP (140.1) and SO (77).
- Was among AL rookie leaders in starts (6th) and IP (6th).
- Opened season on the FRI roster before making his ML debut in a start on April 5 at TB (ND, 6.0 IP, 4 H, 3 ER
- Was optioned to FRI the following day and made 2 starts before being recalled for remainder of season on April 22.
- After return to big leagues, 5 of 1st 6 outings were in relief before working exclusively as a starter beginning May 14.
- Posted his 1st ML win on May 24 at DET...was 0-7 with a 7.48 (41 ER, 49.1 IP) in next 10 starts, the longest losing streak by a Ranger in 2014 and the longest winless drought by a Texas starter since R.A. Dickey went 11 games without a victory from May 8, 2004-Sept. 13, 2005.
- Drought ended with a victory on Aug. 10 at HOU and was 4-4 with a 3.45 (22 ER, 57.1 IP) in final 10 starts.
- Retired 1st 15 batters faced on June 21 at LAA before Hank Conger leadoff double in 6th...was 4th rookie in WAS/TEX franchise history to start a game with at least 5.0 perfect innings

2013

- Combined to go 12-7 with a 2.50 ERA (42 ER, 151.1 IP) over 27 games (25 starts) between Myrtle Beach (High-A) and FRI.
- Compiled the 14th-lowest ERA (2.50) and 16th-lowest WHIP (1.07) among all full season minor league pitchers.
- Earned Carolina League Mid-Season All-Star honors, leading the MB staff in wins (10) and was 2nd in IP (119.1) and SO (105) and T-2nd in starts (21).
- Completed at least 5.0 innings in 19 of 21 starts with the Pelicans, going 3-1, 1.57 in final 4 outings.
- Was promoted to FRI on Aug. 6 and worked at least 6.0 innings and allowed one ER-or-less in each of his 5 appearances with the RoughRiders.

2011-12

- In **2012**, he topped Hickory (Low-A) staff in strikeouts (109) and ranked 2nd in wins (8) and IP (117.1) and T-2nd in starts in 1st full pro season...selected to the South Division squad for the South Atlantic League All-Star Game...was 1-0 with a 3.63 ERA in 11 relief appearances and 7-6 with a 5.12 ERA in 20 starts.
- Split **2011** between AZL Rangers (R) and Spokane (Short Season A), going 3-3 2.30 in 15 games (11 starts) in 1st season as a fulltime pitcher...started with the AZL Rangers and was promoted to Spokane on July 23...joined Indians rotation on Aug. 3 and went 1-2 with a 2.70 ERA over 7 starts.

PERSONAL

- Married the former Kimberly Cobian on November 21, 2015, and the couple has a daughter, Vera.
- Played 3 seasons at Fordham University in Bronx, NY...was primarily as a second baseman with a .295 career average, 4 HR, and 66 RBI with the Rams.
- Was the 1st Fordham player to appear in the majors since RHP Pete Harnisch in 2001...played baseball at Belen Jesuit Prep in Miami, FL (graduated 2008).



NICK MARTINEZ CAREER PITCHING

Season	Team	League	W	L	ERA	G	GS	CG	SHO	SV	IP	H	R	ER	HR	BB	SO	WHIP	AVG	AB	WP	GDP	TBF	NP-S	
2011	Minors	2 Teams	3	3	2.3	15	11	0	0	0	58.2	58	24	15	0	2	18	56	1.30	.257	226	4	5	249	428/341
2011	ROK	RAN	2	1	1.83	6	4	0	0	0	19.2	21	6	4	0	0	2	19	1.17	.266	79	2	0	82	130/118
2011	A(Short)	SPO	1	2	2.54	9	7	0	0	0	39.0	37	18	11	0	2	16	37	1.36	.252	147	2	5	167	298/223
2012	A(Full)	HIC	8	6	4.83	31	20	0	0	1	117.1	121	66	63	8	4	37	109	1.35	.265	457	6	11	503	922/722
2013	Minors	2 Teams	12	7	2.5	27	25	1	0	0	151.1	117	53	42	6	7	45	128	1.07	.212	553	9	15	611	1395/1016
2013	A(Adv)	MB	10	7	2.87	22	21	1	0	0	119.1	106	47	38	5	7	38	105	1.21	.236	450	7	11	499	972/729
2013	AA	FRI	2	0	1.13	5	4	0	0	0	32.0	11	6	4	1	0	7	23	0.56	.107	103	2	4	112	423/287
2014	AA	FRI	0	0	1.86	2	2	0	0	0	9.2	8	2	2	0	1	7	9	1.55	.222	36	2	2	44	186/111
2014	MLB	TEX	5	12	4.55	29	24	0	0	0	140.1	150	79	71	18	3	55	77	1.46	.275	545	7	11	610	2406/1437
2015	AAA	RR	1	1	2.9	6	6	0	0	0	31.0	32	12	10	1	2	7	18	1.26	.278	115	4	4	125	436/273
2015	MLB	TEX	7	7	3.96	24	21	0	0	0	125.0	135	66	55	16	13	46	77	1.45	.274	493	4	15	558	2119/1324
2016	Minors	2 Teams	7	6	3.86	19	17	0	0	0	105.0	113	49	45	8	6	18	74	1.25	.279	405	3	15	438	1623/1050
2016	AA	FRI	0	0	3	1	1	0	0	0	6.0	4	2	2	1	0	1	7	0.83	.182	22	1	1	23	91/58
2016	AAA	RR	7	6	3.91	18	16	0	0	0	99.0	109	47	43	7	6	17	67	1.27	.285	383	2	14	415	1532/992
2016	MLB	TEX	2	3	5.59	12	5	0	0	0	38.2	45	24	24	8	5	19	16	1.66	.290	155	0	8	179	649/392
2017	AAA	RR	4	0	2.15	7	6	1	1	0	37.2	27	9	9	3	3	7	23	0.90	.194	139	0	2	149	581/382
2017	MLB	TEX	3	8	5.66	23	18	0	0	0	111.1	124	74	70	26	2	28	67	1.37	.279	445	3	8	478	1815/1147
Career		MLB	17	30	4.77	88	68	0	0	0	415.1	454	243	220	68	23	148	237	1.45	.277	1638	14	42	1825	6989/4300
Career		Minors	35	23	3.28	107	87	2	1	1	510.2	476	215	186	26	25	139	417	1.20	.247	1931	28	54	2119	5571/3895

NICK MARTINEZ NIPPON PROFESSIONAL BASEBALL

Season	Tm	Lg	W	L	ERA	RA9	G	CG	SHO	SV	IP	H	R	ER	HR	BB	IBB	SO	HBP	BK	WP	BF	WHIP	SO/W
2018	Nippon Ham	JPPL	10	11	3.51	3.84	25	3	0	0	161.2	168	69	63	16	40	3	93	6	0	3	683	1.29	2.33
2020	Nippon Ham	JPPL	2	7	4.62	5.21	17	0	0	1	76.0	76	44	39	8	40	4	66	3	0	8	344	1.53	1.65
2021	Softbank	JPPL	9	4	1.60	1.6	21	0	0	0	140.2	108	25	25	6	38	0	138	5	0	1	553	1.04	3.63
NPB			21	22	3.02	3.28	63	3	0	1	378.1	352	138	127	30	118	7	297	14	0	12	1580	1.24	2.52

CAREER TRANSACTIONS

OPTIONS USED: 3/3

2011 Signed by TEX as a 18th-round selection in the First-Year Player Draft, June 19

2022 Signed by SD as a Major League free agent, March 16



NOMAR MAZARA

NRI

Height: 6-5 Bats: L

Weight: 222 Throws: L

mah-ZA-rah
 nomazara26

16

OUTFIELDER

Full Name	Nomar Shamir Mazara
Date of Birth	April 26, 1995 in Santo Domingo, Dominican Republic
Current Residence	Houston, Texas
2022 Opening Day Age	26
MLB Service Time	5.112
MLB Debut	April 10, 2016 vs. LAA (with TEX)
How Obtained	Signed as a minor league free agent on December 1, 2021
Contract Status	Signed through 2022

QUICK HITS

- Hit at least 19 home runs each season from 2016-19 with TEX, 1 of just 10 Major League outfielders to do so and the only one to do so before turning 25.
- Since 2010, is 1 of just 5 players to hit at least 19 home runs in four-or-more seasons before turning 25, joining Carlos Correa (4 seasons, 2015-19), Giancarlo Stanton (5, 2010-14), Mike Trout (5, 2012-16) and Bryce Harper (5, 2012-17).
- Made his first Opening Day roster at the Major League level in 2017 for TEX and drove in a career-high 101 runs.
- Finished T-5th in the American League Rookie of the Year voting in 2016, leading AL rookies in runs scored (59), hits (137), and total bases (216), while he tied for the lead in HR (20) and RBI (64) and ranked 2nd in BB (39).
- Reached base safely in 26 of his first 28 Major League games, the first player to do so since Yasiel Puig (also 26) in 2013 for LAD.
- Selected as the AL Rookie of the Month in both April and May of 2016, joining NYY's Aaron Judge (2017), TB's Rocco Baldelli (2003) and SEA's Ichiro Suzuki (2001) as the only players to win in both April and May.

2021 SEASON

- Appeared in 50 games for DET, making 39 starts in RF while hitting .212 (35-for-165) with 5 2B, 3 HR, 19 RBI and 12 runs scored.
- Placed on the 10-day IL on April 15 with a left abdominal strain...played in 3 games for Toledo (AAA) on a rehab assignment before being reinstated on May 8.
- Designated for assignment on July 16 and subsequently released on July 21.
- Appeared in 7 games with Tigres del Licey in the Dominican Winter League, slashing .318/.400/.636 with 1 2B, 2 HR and 7 RBI.

2020

- Appeared in 42 games with the White Sox in 2020.
- With RISP, hit .345 (10-for-29) with 4 2B and 14 RBI, while he batted .471 (8-for-17) with RISP/2 out.

162

ACCOLADES

American League Player of the Week (April 9, 2017 - TEX)

Baseball America Major League All-Rookie Team (2016, TEX)

2x American League Rookie of the Month (April & May, 2016 - TEX)

2x MiLB.com Organization All-Star (2014 & '15 - TEX)

Futures Game Selection (2015, TEX)

Texas League Mid-Season All-Star (2015, Frisco)

Baseball America Low Class A All-Star (2014, Hickory)

2x Texas League Player of the Week (Aug 18, 2014 & June 15, 2015 - Frisco)

- On the injured list from July 21-August 3.
- Hit his 1st HR of the season on Sept. 19 at CIN off Trevor Bauer...the homer snapped a 23-game homerless streak.

POSTSEASON: Played in 2 games during the American League Wild Card series at OAK, going 3-for-6 with a 2B and 2 RBI.

2019


- In his final season with TEX, established career highs in AVG (.268), SLG (.469), OPS (.786) and runs scored (69).
- Finished the season with an average home run distance of 416 feet, which was the 9th-highest in MLB according to Statcast (min. 15 home runs)...hit 2 of the 6 longest home runs of the season, a 482-foot blast on March 28 vs. CHC and a 505-foot shot on June 21 vs. CHW, which was the longest homer of the season, according to Statcast.
- Hit a walk-off sacrifice fly on May 19 vs. STL, his 2nd career game-ending RBI (other, HR on May 9, 2018 vs. DET).
- Belted 2 HR on April 24 @ OAK and June 22 vs. CHW.
- Equaled his career high with 4 RBI on May 15 at KC and July 4 vs. LAA.
- Sidelined from August 20-September 1 with a left oblique muscle strain.

2018

- Finished the 2018 season with 20 HR, his 3rd-straight season with 20 HR.

NOMAR MAZARA

NRI



- Became the first player in MLB history to hit exactly 20 homers in each of his first three seasons, and joined Juan Gonzalez (1991-93) and Ruben Sierra (1987-89) as the only TEX players with 3 seasons of 20-or-more HR before their age-24 season.
- Had 20-plus HR, 25-or-more 2B and 75-or-more RBI for the 2nd consecutive season, 1 of 21 players to reach those numbers in both '17 and '18.
- Homered in a career-best 4 straight games from May 1-4, the longest streak by a Ranger since Mike Napoli from July 1-4, 2017.
- Posted his 1st career multi-HR game on May 9 vs. DET, including a game-tying shot in the 7th and his 1st career walk-off HR in the 10th.
- In May, hit .270/.357/.622 with 7 2B, 1 3B, 10 HR and 23 RBI...T-5th in the AL in hits (18) in the month.
- On the IL from July 17-August 16 with a right thumb sprain.
- Hit 4 HR in the 3-game series vs. MIN from August 31-Sept. 2, the most by a TEX player in a 3-game set since Mike Napoli had 4 HR from Sept. 26-28, 2011 at LAA...had a pair of HR on Sept. 2 vs. MIN.

2017

- Drove in a career-high 101 runs, becoming just the 5th Rangers player since '07 to drive in 100-or-more runs in a

- season, joining Adrián Beltré and Josh Hamilton (3 each) and Michael Young and Vladimir Guerrero (once each).
- Ranked T-9th in the AL in RBI, while he led the Rangers in RBI, ranked 2nd in 2B (30), 3rd in hits (142) and BB (55) and T-5th in HR (20).
- Made an Opening Day roster at the ML level for the first time in his career.
- Named AL Player of the Week for the period from April 2-9...hit .417/.462/.750 with 2 2B, 2 HR and 9 RBI...drove in a career-best 6 runs on April 7 vs. OAK.
- Recorded 17 RBI through the first 14 games of the season from April 3-18, joining Juan Gonzalez (18) and Lee Stevens (17) in 1998 as the only players in Rangers history to drive in 17-or-more in the club's first 14 games.
- Compiled a career-best, 11-game hitting streak from May 9-23, during which he batted .381/.458/.667 with 7 2B, 1 3B, 1 HR and 10 RBI.

2016

- Finished T-5th in the American League Rookie of the Year voting, and was named to the Major League Rookie All-Star Teams picked by *Baseball America*, *Topps* and *Baseball Digest*.
- Finished the season leading AL rookies in runs scored (59), hits (137), and total bases (216), while he was tied for

NOMAR MAZARA

NRI

the lead in home runs (20) and RBI (64) and 2nd in BB (39).

- Ranked among the Rangers all-time rookie leaders in SLG (3rd, .419), hits (T-3rd), HR (4th), AVG (5th, .266), OBP (6th, .320) and RBI (T-6th).
 - Became the 4th Rangers rookie to have a 20-HR season, joining Pete Incaviglia (30 in 1986), Mark Teixeira (26 in 2003) and Dave Hostetler (22 in 1982).
 - Made his ML debut on April 10 vs. LAA, going 3-for-4 with a HR...singled in the first for his first hit and homered in the fifth, both off Jered Weaver...tied the club record for hits in a debut (5th time), and became the eighth Rangers player to homer in his debut...was the ninth-youngest Texas player to hit his first career HR (20 years, 350 days).
 - Went 12-for-27 over his first 7 games from April 10-16, including 4 multi-hit efforts...the 12 hits were the most by a Rangers player in his first 7 games, and 2nd-most in team history behind the Senators' Del Unser (13 in 1968).
 - Reached base safely in 26 of his 1st 28 games, the 1st player in TEX history to accomplish the feat, and the 1st Major Leaguer since LAD's Yasiel Puig (also 26) in 2013.
 - Selected as the AL Rookie of the Month in both April and May, joining the Yankees' Aaron Judge (2017), Tampa Bay's Rocco Baldelli (2003) and Seattle's Ichiro Suzuki (2001) as the only players to win in both April and May.
- POSTSEASON:** Started Games 1 and 3 of the ALDS vs. TOR, going 1-for-6...at 21 years and 163 days old for Game 1, he became the 2nd-youngest Ranger to make his Postseason debut behind Jurickson Profar (19 years, 228 days old for the 2012 AL Wild Card Game vs. BAL).

- Following the season, ranked as the No. 3 prospect in the Rangers Minor League system and the No. 21 prospect overall by *Baseball America*.

2015

- Selected as the Rangers Tom Grieve Minor League Player of the Year in after combining to slash .296/.366/.443 with 26 2B, 2 3B, 14 HR and 69 RBI in 131 games between Frisco (AA) and Round Rock (AAA).
- Named a Texas League Mid-Season All-Star and a Rangers Organization All-Star by MiLB.com.
- Earned Texas League Batter of the Week honors for the week ending June 14, slashing .500/.560/1.100 with 1 2B, 1 3B, 3 HR and 12 RBI.
- Promoted to Round Rock on Aug. 18...following his promotion, was T-6 in the Pacific Coast League in hits (29).
- Played in all 8 games for RR in the PCL postseason, batting .276 (8-for-29) with 1 HR and 2 RBI.
- Following the season, rated as the 4th-best prospect in the TEX organization, the No. 87 prospect overall and the 12th-best prospect in the Texas League by *Baseball America*.

2014

- Combined to play in 130 games between Hickory (A) and Frisco (AA)...named to *Baseball America's* low Class A All-Star Team and was selected a Rangers organization All-Star by MiLB.com.
- At the age of 19, was 1 of just 2 teenagers in the minors to hit 20-or-more HR, joining Hickory's Travis Demeritte.
- Selected the Rangers Minor League Player of the Month for July, slashing .287/.402/.617 with 4 2B, 9 HR and 20 RBI...led the South Atlantic League in HR and BB (18).
- Named Texas League Player of the Week (week ending on Aug. 17), slashing .364/.440/.818 with 4 2B, 2 HR and 6 RBI.
- Appeared in 15 G with Tigres del Licey in the Dominican Winter League, and hit .294 with 2 2B, 1 HR and 6 RBI.
- Ranked as the No. 24 prospect in the Rangers organization and the No. 13 prospect in the SAL by *Baseball America*... also rated as possessing the best outfield arm in the SAL.

2013

- Spent the entire season with Hickory (A), leading the team with 126 games played.
- Rated as the 16th-best prospect in the Rangers Minor League system and as the No. 15 prospect in the South Atlantic League by *Baseball America*.

2012

- Began his professional career with the AZL Rangers, playing in 54 games.
- Finished T-2nd in the Arizona League with 37 BB.
- Recorded a 31-game on-base streak from July 2-August 10, the season's longest in the AZL.
- Was the No. 30 prospect in the Rangers org. and the No. 11 prospect in the Arizona League by *Baseball America*.

PERSONAL

- Was a member of the 2010 Dominican Republic squad that won the Junior Division (14-15) championship in the RBI World Series in Jupiter, FL.

NOMAR MAZARA

NRI



NOMAR MAZARA CAREER BATTING

Season	Team	League	AVG	G	AB	R	H	2B	3B	HR	RBI	BB	SO	SB	CS	OBP	SLG	OPS	PA	HBP	SAC	SF	GIDP
2012	RAN	ROK	.264	54	201	40	53	13	3	6	39	37	70	5	2	.383	.448	.831	243	3	0	2	5
2013	HIC	A(Full)	.236	126	453	48	107	23	2	13	62	44	131	1	2	.310	.382	.692	506	6	0	3	6
2014	2 Teams	Minors	.271	130	483	78	131	28	3	22	89	66	121	4	3	.362	.478	.840	558	5	0	4	12
2014	HIC	A(Full)	.264	106	398	68	105	21	2	19	73	57	99	4	3	.358	.470	.828	461	3	0	3	9
2014	FRI	AA	.306	24	85	10	26	7	1	3	16	9	22	0	0	.381	.518	.899	97	2	0	1	3
2015	2 Teams	Minors	.296	131	490	68	145	26	2	14	69	52	102	2	0	.366	.443	.809	558	7	0	9	11
2015	FRI	AA	.284	111	409	57	116	22	2	13	56	47	92	2	0	.357	.443	.800	470	5	0	9	10
2015	RR	AAA	.358	20	81	11	29	4	0	1	13	5	10	0	0	.409	.444	.853	88	2	0	0	1
2016	RR	AAA	.500	3	12	4	6	0	0	1	4	1	1	0	0	.538	.750	1.288	13	0	0	0	1
2016	TEX	MLB	.266	145	516	59	137	13	3	20	64	39	112	0	2	.320	.419	.739	568	6	0	7	12
2017	TEX	MLB	.253	148	554	64	140	30	2	20	101	55	127	2	2	.323	.422	.745	616	4	0	3	12
2018	2 Teams	Minors	.300	6	20	1	6	0	0	0	2	0	6	0	0	.300	.300	.600	20	0	0	0	0
2018	FRI	AA	.125	2	8	0	1	0	0	0	0	0	4	0	0	.125	.125	.250	8	0	0	0	0
2018	RR	AAA	.417	4	12	1	5	0	0	0	2	0	2	0	0	.417	.417	.834	12	0	0	0	0
2018	TEX	MLB	.258	128	489	61	126	25	1	20	77	40	116	1	0	.317	.436	.753	536	4	0	3	13
2019	TEX	MLB	.268	116	429	69	115	27	1	19	66	28	108	4	1	.318	.469	.787	469	6	0	6	5
2020	CWS	MLB	.228	42	136	13	31	6	0	1	15	10	44	0	1	.295	.294	.589	149	3	0	0	0
2021	TOL	AAA	.167	3	12	2	2	0	0	1	2	1	2	0	0	.231	.417	.648	13	0	0	0	0
2021	DET	MLB	.212	50	165	12	35	5	2	3	19	15	45	0	0	.276	.321	.597	181	0	0	1	4
Career		MLB	.255	629	2289	278	584	106	9	83	342	187	552	7	6	.315	.418	.733	2519	23	0	20	46
Career		Minors	.269	453	1671	241	450	90	10	57	267	201	433	12	7	.352	.437	.789	1911	21	0	18	35

WILD CARD

Season	Team	League	AVG	G	AB	R	H	2B	3B	HR	RBI	BB	SO	SB	CS	OBP	SLG	OPS	PA	HBP	SAC	SF	GIDP
2020	CWS	MLB	.500	2	6	0	3	1	0	0	2	1	3	0	0	.571	.667	1.238	7	0	0	0	0

DIVISION SERIES

Season	Team	League	AVG	G	AB	R	H	2B	3B	HR	RBI	BB	SO	SB	CS	OBP	SLG	OPS	PA	HBP	SAC	SF	GIDP
2016	TEX	MLB	.167	2	6	1	1	0	0	0	0	0	3	0	0	.167	.167	.334	6	0	0	0	0

POSTSEASON (COMBINED)

Season	Team	League	AVG	G	AB	R	H	2B	3B	HR	RBI	BB	SO	SB	CS	OBP	SLG	OPS	PA	HBP	SAC	SF	GIDP
2016	TEX	MLB	.167	2	6	1	1	0	0	0	0	0	3	0	0	.167	.167	.334	6	0	0	0	0
2020	CWS	MLB	.500	2	6	0	3	1	0	0	2	1	3	0	0	.571	.667	1.238	7	0	0	0	0
Career		MLB	.333	4	12	1	4	1	0	0	2	1	6	0	0	.385	.417	.802	13	0	0	0	0

CAREER TRANSACTIONS

OPTIONS USED: 0/3

- 2011 Signed by TEX as an international free agent, July 2
- 2019 Acquired by CHW in exchange for OF Steele Walker, December 10
- 2021 Signed by DET as a Major League free agent, March 6
- Signed by SD as a minor league free agent, December 1



THOMAS MILONE

NRI

Height: 6-0 Bats: L

Weight: 212 Throws: L

mill-OWN
 thomasmilone

88

OUTFIELDER

Full Name	Thomas Anthony Milone
Date of Birth	January 26, 1995 in Monroe, Connecticut
Current Residence	Monroe, Connecticut
2022 Opening Day Age	27
MLB Service Time	0.000
How Obtained	Signed as a minor league free agent on December 15, 2021
Contract Status	Signed through 2022

QUICK HITS

- Drafted by Tampa Bay as a third-round selection in the 2013 First-Year Player Draft out of Masuk High School (Monroe, CT).
- Between the Rays and Yankees' organizations, entered 2022 having played part of 8 minor league seasons and 690 games, batting .250 (596-for-2387) with a .324 OBP.
- In 2021, between Double-A Somerset and Triple-A Scranton Wilkes-Barre in the NYY organization, slashed .280/.374/.450 with a .824 OPS.

2021 SEASON

- Split the season between Double-A Somerset and Triple-A Scranton Wilkes-Barre in the NYY organization, slashing a combined .280/.374/.450 with a .824 OPS.
- Between the 2 teams, set career highs in a single season in OBP (.374), SLG (.450), RBI (38), BB (45), and HR (10).
- Began the season with Somerset, and he made 2 stints with the Triple-A club...on the season for SOM, played in 56 games and hit .276 (48-for-56) with 9 doubles, 2 triples, 6 home runs, and 25 RBI.
- Was promoted from SOM to SWB on May 18, assigned back to SOM a month later on June 18, re-joined SWB on July 16, and assigned back to SOM on August 10.
- In 40 games with Triple-A, hit .285 (39-for-137) with 8 2B, 1 3B, 4 HR, 13 RBI, 11 BB, and 19 runs scored.
- Declared a minor league free agent on November 7 and signed a minor league contract with SD on December 15.

2020

- Signed by NYY as a minor league free agent on February 3, 2020.
- Received a non-roster invitation to 2020 Spring Training with the Yankees.
- Was not a part of the Yankees' 60-man player pool at their alternate training site during the regular season.

2019

- Split the campaign between Single-A Charlotte and Double-A Montgomery of TB's system, batting .281 (81-for-288) in 83 collective games with a .353 on-base percentage and .427 slugging percentage.
- Began the minor league season with MON and was assigned to CHA on April 20...reassigned to MON on July 9, and was placed on the 7-Day IL on September 4.
- In 55 games with CHA, hit .309 (63-for-204) with a .370 OBP, .485 SLG, and .855 OPS.
- Elected free agency on November 4.

2018

- Spent the full season with Double-A Montgomery, playing in 106 games and hitting .255 (93-for-365).

2017

- Played for Single-A Charlotte for the entirety of the season, batting .242 in 68 games...following the minor league season in 2017, competed for Brisbane in the Australian Baseball League, playing in 32 games and slashing .246/.333/.395.

2013-2016

- Spent the entire **2016** season with CHA, playing 115 games and hit .206 with a .573 OPS...in **2015**, played in a career-high 119 games and hit .248 with a .315 OBP for Single-A Bowling Green, leading the Hot Rods in hits (117) and runs scored (64)...spent **2014** with the Rookie-Level Princeton Rays, playing in 61 games and batting .266...spent the majority of his 1st professional season in **2013** with the Princeton Rays, batting just .190 in 40 games...also played 2 games for Single-A Hudson Valley.

THOMAS MILONE

NRI



THOMAS MILONE CAREER BATTING

Season	Team	League	AVG	G	AB	R	H	2B	3B	HR	RBI	BB	SO	SB	CS	OBP	SLG	OPS	PA	HBP	SAC	SF	GIDP
2013	2 Teams	Minors	.209	42	148	21	31	2	4	1	6	7	39	6	1	.264	.297	.561	160	4	1	0	3
2013	RAY	ROK	.190	40	142	18	27	2	4	0	4	7	38	5	1	.243	.261	.504	153	3	1	0	3
2013	HV	A(Short)	.667	2	6	3	4	0	0	1	2	0	1	1	0	.714	1.167	1.881	7	1	0	0	0
2014	PRN	ROK	.266	61	233	30	62	12	4	2	23	28	61	12	5	.348	.378	.726	266	2	2	1	9
2015	BG	A(Full)	.248	119	472	64	117	17	5	3	28	39	93	26	14	.315	.324	.639	526	8	5	2	6
2016	CHA	A(Adv)	.206	115	355	36	73	11	5	2	22	36	98	15	11	.291	.282	.573	408	8	6	3	5
2017	CHA	A(Adv)	.242	68	215	25	52	14	1	1	17	21	45	2	5	.310	.330	.640	240	1	1	2	4
2018	MTG	AA	.255	106	365	48	93	11	11	4	29	25	102	10	9	.313	.378	.691	399	6	3	0	4
2019	2 Teams	Minors	.281	83	288	48	81	10	10	4	35	32	61	18	3	.353	.427	.780	329	2	3	4	3
2019	CHA	A(Adv)	.309	55	204	38	63	7	10	3	28	20	42	12	2	.370	.485	.855	233	2	3	4	2
2019	MTG	AA	.214	28	84	10	18	3	0	1	7	12	19	6	1	.313	.286	.599	96	0	0	0	1
2021	2 Teams	Minors	.280	96	311	46	87	17	3	10	38	45	95	15	9	.374	.450	.824	361	3	0	2	1
2021	SOM	AA	.276	56	174	27	48	9	2	6	25	34	54	10	7	.393	.454	.847	211	1	0	2	1
2021	SWB	AAA	.285	40	137	19	39	8	1	4	13	11	41	5	2	.347	.445	.792	150	2	0	0	0
Career		Minors	.250	690	2387	318	596	94	43	27	198	233	594	104	57	.323	.359	.682	2689	34	21	14	35

CAREER TRANSACTIONS

OPTIONS USED: 0/3

- 2013 Signed by TB as a third-round selection in the 2013 First-Year Player Draft, June 24
- 2020 Signed by NYY as a minor league free agent, February 3
- 2021 Signed by SD as a minor league free agent, December 15



ADRIAN MOREJON

50

**LEFT-HANDED
PITCHER**

Height: 5-11 Bats: L
Weight: 222 Throws: L

more-eh-HONE
@adrian_morejon3
adrianmorejon40

Full Name	Adrian Morejon Garcia
Date of Birth	February 27, 1999 in Havana, Cuba
Current Residence	Port Au Prince, Haiti
2022 Opening Day Age	23
MLB Service Time	2.013
MLB Debut	July 21, 2019 @ CHC (wish SD)
How Obtained	Signed as an international free agent on July 7, 2016
Contract Status	Signed through 2022

QUICK HITS

- Entered the 2022 season as the No. 6 prospect in SD's farm system by Baseball America.
- Made his ML debut on July 21 at CHC, becoming the 3rd player from the 2016 International Signing Class to make his ML debut, behind only TOR's RHP Elvis Luciano and INF/OF Lourdes Gurriel Jr.
- At 20 years, 144 days old, Morejon became the 2nd-youngest Padre to making his pitching debut, behind only Jay Franklin (18 years, 172 days old on September 4, 1971).
- Selected to the 2019 Futures Game in Cleveland along with Padres farmhands LHP Mackenzie Gore and RHP Luis Patiño. Tossed a scoreless inning of relief, allowing 2 hits, and the trio combined for 3.2 scoreless innings of 2-hit ball.

2021 SEASON

- Made his 1st-career Opening Day roster as SD's No. 5 starter and made 2 starts before undergoing season-ending Tommy John surgery on April 20.
- Made the start on April 5 vs. SF, tossing 4.0 innings of 2-run ball on 2 solo HR (Darin Ruf and Evan Longoria) in SD's 3-2 defeat.
- Exited his start on April 11 @ TEX after just 16 pitches and 0.2 IP...placed on the 10-day IL the following day with a left forearm strain and was transferred to the 60-day IL on April 23.

2020

- Began the season at the alternate training site before being recalled on Aug. 18 and remaining with the ML squad for the rest of '20.
- Made 4 starts (4.82 ERA, .216 AVG) and 5 relief outings (.450 ERA, .316 AVG).
- Posted a career-high 6.0 scoreless IP across 3 outings from Aug. 31-Sept. 10, allowing 7 hits, 0 BB and 7 SO.
- The Padres were 5-0 in games in his 1st 5 appearances of the regular season before going 1-3 in the final 4 games in which he appeared.
- Relied on 4 pitches: sinker (56.2%), changeup (17.4%),

ACCOLADES

Futures Game World Selection (2019, SD)

California League Mid-Season All-Star (2018, Lake Elsinore)

curve (16.5%) and slider (9.9%)...opponents were 3-18 (.167) vs. his changeup with a 57.1 percent whiff rate...the 96.6 average mph on his sinker ranked in the 92nd percentile.

POSTSEASON: Made 2 scoreless relief outings vs. STL in Games 2 and 3 of the Wild Card series...retired 6 of the 7 batters he faced in Game 3's 4-0 bullpen shutout to advance to the NLDS...started Game 3 in the NLDS vs. LAD and was tagged with the loss in SD's 12-3 defeat, allowing 3 runs on 2 hits and 2 walks while striking out 2.

2019

- Began the 2019 campaign in Amarillo (AA) where he went 0-4 with a 4.25 ERA (17 ER, 36.0 IP) in a career-high 16 starts with a .215 opponent AVG, 44 SO and 15 BB.
- The 20-year-old left-hander had his contract selected on July 21 and made his ML debut in a start against CHC at Wrigley Field that same day...allowed just 1 run (earned) on 3 hits in 2.1 IP with 1 SO...did not factor in the decision in what would eventually be a Padres' 5-1 win.
- Became the 3rd player from the 2016 International Signing Class to make his ML debut, behind only RHP Elvis Luciano and INF/OF Lourdes Gurriel Jr. of the Toronto Blue Jays...at 20 years, 144 days old, he became the 2nd-youngest Padre to making his pitching debut, behind only Jay Franklin at 18 years, 172 days old on September 4, 1971.
- At the time of his debut, Morejon was the 3rd-best pitching prospect in the Padres system (No. 4 overall) by MLB.com and No. 48 among all ML prospects...listed as an Honorable Mention in Keith Law's midseason Top 50 prospects update during the All-Star break and entered 2019 rated as the No. 46 overall prospect by ESPN.com, No. 49 by MLB.com and No. 52 overall by *Baseball America*.
- Made his 1st ML relief appearance on July 25 at NYM, tossing 1.0 scoreless inning with 1 hit allowed and 1 SO... went on to make 2 more relief appearances in 2019.
- Made his 2nd-career start and his Petco Park debut on July 28 vs. SF (1.2 IP), 2 ER, 2 H, 3 BB) but did not factor into SD's 7-6 loss...4 of his 5 ML appearances were on the road (6.1 IP).

ADRIAN MOREJON



- Posted a 6.75 ERA with a .294 opponent AVG in 4.0 IP as a starter and a 13.50 ERA with a .455 opponent AVG in 4.0 IP as a reliever.
- Placed on the 10-Day IL on August 8 with a left shoulder impingement...was transferred to the 60-Day IL on Sept. 16 and missed the remainder of the season.

2018

- Spent the majority of the season with Lake Elsinore (A), going 4-4 in 13 appearances (all starts) with the Storm and posting a 3.30 ERA (23 ER, 62.2 IP).
- Made 2 stints on the 7-day DL, making 1 rehab start with AZL Padres 1 (R), working 2.2 IP and fanning 4.
- His 74 SO, 3.44 ERA and 65.1 IP between AZL 1 and LE set career highs in a single season.

2017

- Split his 1st professional campaign between Tri-City (A) and Fort Wayne (A), making 13 appearances (all starts) while posting a 3.86 ERA (27 ER, 63.0 IP).
- Began the season with TC, logging 35 SO against 3 BB in 35.1 innings of work for the Dust Devils.
- Made his 1st postseason appearance with FW, starting 2 games with a 8.22 ERA (7 ER, 7.2 IP) with 5 BB and 7 SO.

ADRIAN MOREJON CAREER PITCHING

Season	Team	League	W	L	ERA	G	GS	CG	SHO	SV	IP	H	R	ER	HR	HB	BB	SO	WHIP	AVG	AB	WP	GDP	TBF	NP-S
2017	2 Teams	Minors	3	4	3.86	13	13	0	0	0	63.0	65	28	27	4	3	16	58	1.29	.265	245	9	5	266	1009/655
2017	TRI	A(Short)	2	2	3.57	7	7	0	0	0	35.1	37	14	14	2	2	3	35	1.13	.266	139	5	2	146	519/352
2017	FW	A(Full)	1	2	4.23	6	6	0	0	0	27.2	28	14	13	2	1	13	23	1.48	.264	106	4	3	120	490/303
2018	2 Teams	Minors	4	5	3.44	14	14	0	0	0	65.1	59	29	25	6	4	24	74	1.27	.241	245	1	5	276	1027/652
2018	SDI	ROK	0	1	6.75	1	1	0	0	0	2.2	5	2	2	0	0	0	4	1.88	.385	13	0	0	13	22/21
2018	LE	A(Adv)	4	4	3.30	13	13	0	0	0	62.2	54	27	23	6	4	24	70	1.24	.233	232	1	5	263	1005/631
2019	AMA	AA	0	4	4.25	16	16	0	0	0	36.0	29	20	17	3	3	15	44	1.22	.215	135	2	0	154	596/377
2019	SD	MLB	0	0	10.13	5	2	0	0	0	8.0	15	9	9	1	0	3	9	2.25	.385	39	0	0	42	154/102
2020	SD	MLB	2	2	4.66	9	4	0	0	0	19.1	20	11	10	7	0	4	25	1.24	.267	75	0	3	79	322/212
2021	SD	MLB	0	0	3.86	2	2	0	0	0	4.2	5	2	2	2	0	2	3	1.50	.278	18	0	1	20	80/51
Career		MLB	2	2	5.91	16	8	0	0	0	32.0	40	22	21	10	0	9	37	1.53	.303	132	0	4	141	556/365
Career		Minors	7	13	3.78	43	43	0	0	0	164.1	153	77	69	13	10	55	176	1.27	.245	625	12	10	696	2632/1684

WILD CARD

Season	Team	League	W	L	ERA	G	GS	CG	SHO	SV	IP	H	R	ER	HR	HB	BB	SO	WHIP	AVG	AB	WP	GDP	TBF	NP-S
2020	SD	MLB	0	0	0.00	2	0	0	0	0	3.0	1	0	0	0	0	0	2	0.33	.083	12	0	0	12	48/31

DIVISION SERIES

Season	Team	League	W	L	ERA	G	GS	CG	SHO	SV	IP	H	R	ER	HR	HB	BB	SO	WHIP	AVG	AB	WP	GDP	TBF	NP-S
2020	SD	MLB	0	1	13.50	1	1	0	0	0	2.0	2	3	3	0	1	2	2	2.00	.250	8	1	0	11	50/29

POSTSEASON (COMBINED)

Season	Team	League	W	L	ERA	G	GS	CG	SHO	SV	IP	H	R	ER	HR	HB	BB	SO	WHIP	AVG	AB	WP	GDP	TBF	NP-S
2020	SD	MLB	0	1	5.40	3	1	0	0	0	5.0	3	3	3	0	1	2	4	1.00	.150	20	1	0	23	98/60

CAREER TRANSACTIONS

2016 Signed by SD as an international free agent, July 7

OPTIONS USED: 1/3



JOE MUSGROVE

Height: 6-5

Bats: R

Weight: 233

Throws: R

[@itsFatherJoe44](#)

[mu59rove](#)

44

**RIGHT-HANDED
PITCHER**

Full Name	Joseph Anthony Musgrove
Date of Birth	December 4, 1992 in El Cajon, California
Current Residence	El Cajon, California
2022 Opening Day Age	29
MLB Service Time	5.063
MLB Debut	August 2, 2016 vs. TOR (with HOU)
How Obtained	Acquired by SD from PIT in a 7-player, 3-team trade on January 19, 2021
Contract Status	Signed through 2022

QUICK HITS

NO NO JOE Threw the first no-hitter in Padres history in the franchise's 8,206th game on April 9, 2021 @ TEX.

HOME SWEET HOME In his first season with the Padres in 2021, the San Diego native and Grossmont High graduate posted the 2nd-best single-season SO/9 IP ratio (10.08) in franchise history (min 150.0 IP), as well T-6th lowest WHIP (1.08).

BREAKING BAD He threw the most breaking balls (1,514) in the Majors in '21, and his 51.5% breaking ball usage was 3rd-highest percentage in MLB, behind only Clayton Kershaw (62.7%) and Shane Bieber (57%).

FULL CIRCLE Earned the start and tossed a perfect 1st inning for the USA Team in the 2016 All-Star Futures Game at Petco Park. Made his 1st ML start on the Petco Park mound on June 29, 2018 vs. SD, tossing 7.0 scoreless innings in front of nearly 100 family members and friends.

POSTSEASON RESUME Made 7 relief appearances for the Astros during the 2017 World Series championship run. Earned the win in Game 5 of the World Series vs. LAD, tossing a scoreless 10th inning in HOU's 13-12 victory.

2021 SEASON

- Led the Padres staff and set career highs in a variety of categories, including innings pitched (181.1), strikeouts (203) and ERA (3.18)...also tied his career high and led the SD staff in both wins (11) and games started (31).
- Among all SD hurlers with at least 150.0 IP in a season, his 10.08 SO/9 IP ratio is the 2nd-highest clip in franchise history, trailing only Yu Darvish's 10.77 SO/9 in '21...prior to '21, the two highest SO/9 clips were Andy Benes (9.87 in 1994) and Tyson Ross (9.73 in 2015).
- His 1.08 WHIP is T-6th lowest in SD history with 3 (min. 150.0 IP), and lowest since Jake Peavy's 1.06 WHIP in '07.
- On April 9 @ TEX, he tossed the 1st no-hitter in Padres history in the club's 8,206th game...a native from El Cajon, he became the 6th pitcher since 1900 to toss a no-hitter for a team from the state where he was born, joining Jered Weaver (LAA), Kevin Gross (LAD), Nolan Ryan (TEX), Terry Mulholland (PHI), and Dave Stewart (OAK).
- With 2 outs in the 4th inning, he hit batter Joey Gallo, and otherwise, he did not allow a walk, and the Padres defense did not commit an error...in the Modern Era (since 1900),

170

ACCOLADES

World Series Champion (2017, HOU)

Futures Game Selection in San Diego (2016)

MLB.com Organization All-Star (2015, HOU)

Baseball America Short-Season All-Star (2014, Tri-City)

New York-Penn League Pitcher of the Week (Aug. 25, 2014 - Tri City)

Musgrove is the 5th pitcher in MLB history to miss out on a perfect game because of a hit batsman.

- The Padres had thrown 30 one-hitters, and the longest no-hit bid in Padres history had been 8.2 innings (Steve Arlin on July 18, 1972).
- It was just his 2nd start with SD, making him the 8th pitcher in the Modern Era with a no-hitter in one of his 1st 2 starts with a team, and he's the 1st pitcher to do it since Clay Buchholz on Sept. 1, 2007, in his second start for BOS.
- He threw 62 breaking balls, the most in a no hitter since Edwin Jackson's in 2010 vs. TB for ARL... Jackson threw 149 pitches while walking 8...Musgrove threw a career-high 112 pitches and walked 0.
- His next start came at PNC Park against his former team, the Pittsburgh Pirates, and the only damage came on a 2nd inning Gregory Polanco HR...it snapped a ML-leading 32.0 scoreless-inning streak dating back to the 3rd inning of his 3rd to last start as a Pirate in '20.
- He made 2 starts and went 2-0 during the Padres' 9-0 perfect homestand from April 14-23, tossing a combined 12.0 innings of 1-run ball, striking out 16 and walking 4... his 2 H/11 SO/0 BB outing on May 19 vs. COL followed Darvish's 4 H/10 SO/0 BB performance on May 17 vs. COL 2 days later, marking the 1st series in SD history in which 2 starters threw 7.0 innings while allowing 4 hits-or-fewer with 0 BB and 10+ SO.
- On May 30 @ HOU, he made his 1st relief app. since March 31, 2019 @ CIN, snapping a streak of 49 consecutive starts...he was 1 of 2 pitchers in the majors in '21 (also: CWS' Reynaldo Lopez) and the 1st pitcher in SD history to make a relief app. of at least 5.0 IP without allowing a hit or a BB...he did plunk a batter, just like he did in his no hitter.
- He tossed 4 consecutive quality starts for the 4th time in his career from July 23-August 9...tossed a career-high 5 straight QS twice (once in 2018 and once in '19)...his 15 quality starts were the most by a Padre starter since '17

JOE MUSGROVE



when Jhoulys Chacin and Luis Perdomo each had 16.

- 5 of his 7 career double-digit SO games took place in '21, with the final one coming on July 29 vs. COL.
- Tossed his second 9-inning complete game shutout of the season on August 27 @ LAA, becoming the first SD hurler with 2 complete game shutouts in a season since Andrew Cashner in '14...he was also 1 of just 4 pitchers in the majors in '21 to throw two 9-inning complete game shutouts, joining Anthony DeSclafani, Zack Wheeler and Max Fried (who threw his 2nd Sept. 24 vs. SD).
- Limited RHH to a .194 AVG (63-325), the lowest opponents' AVG vs. righties in the NL and the 3rd-lowest in the majors (min. 350 batters faced), behind only Carlos Rodon (.175) and Jose Berrios (.193)
- His 3.97 overall run support AVG was 7th-lowest among all qualifying ML pitchers and 6th-lowest in the NL...in his 31 starts, he received 0 runs of support 6 times, 1-or-fewer 13 times, 2-or-fewer 17 times, and 3-or-fewer 23 times.
- Had a 3.44 ERA on the road in his 16 app. (15 starts) and a 2.92 ERA in 16 starts @ Petco...including his 2 starts @ Petco while w/PIT in 2018-19, his 2.81 career ERA at Petco is the 6th-lowest in Petco Park history (min. 18 GS from 2004-21).
- Used 6 pitches: Slider (28%), Curveball (24%), 4-Seam Fastball (20%), Cutter (19%), Sinker (5%) and Changeup (5%).

- Opponents hit .160 against his slider...his 4-Seamer had a 2597 rpm spin rate, ranking in the top 1% of the league.
- He threw the most breaking balls (1,514) in MLB and his 51.5 % breaking ball usage was 3rd-highest in MLB, behind Clayton Kershaw (62.7%) and Shane Bieber (57.1%).
- Named the SD's representative for the Roberto Clemente award, the annual recognition of a ML player who best represents the game of baseball through extraordinary character, community involvement, philanthropy and positive contributions, both on and off the field.

2020

- The Pirates Opening Day starrer made 8 appearances all starts) and went 1-5 with a 3.86 ERA (17 ER, 39.2 IP) with 55 strikeouts to just 16 BB.
- Led the staff in strikeouts and posted career highs in SO/9 IP ratio (12.48) SO/9 IP and opponent AVG (.226).
- Among all ML pitchers (min. 8 starts) his 68.3 first-pitch strike % ranked 2nd behind Clayton Kershaw (69.7%).
- Placed on the 10-day IL on Aug. 11 (retro: Aug. 9) with right triceps inflammation...threw 2.0 IP of "live BP" in Altoona (AA) on Aug. 27 before being reinstated on Sept. 2.
- Though he claimed his sole win of 2020 in his last start of the season on Sept. 26 at CLE, he received just 12 runs of

JOE MUSGROVE

support in the campaign, the fewest of any NL pitcher who made 8-or-more starts.

- Received just 4 runs of offensive support while he was on the mound in his first 8 starts before the Pirates scored him 8 in his final outing.

2019

- Set career highs and led the PIT staff in appearances (32), IP (170.1), starts (31) and strikeouts (157).
- Due to a rainout, made his season debut in relief on March 31 @ CIN and retired all 6 batters in 2.0 scoreless IP — his first big league relief outing since Sept. 28, 2017 with HOU.
- Made his 1st start of the season on Apr. 5 vs. CIN and tossed 7.0 scoreless innings for the win...did not allow an earned run in his first 18.1 innings of work.
- Gave up 15 runs (13 earned) in back-to-back starts on May 3 and May 9, raising season ERA from 1.54 to 4.20.
- Threw 75 pitches and gave up 1 hit in 7.0 scoreless innings while winning his second game on May 14 at ARI...won his 2nd straight start on May 19 in his hometown of San Diego (6.1 IP, 4 R, 3 ER).
- Gave up 3 HR in his start on May 30 vs. MIL...had surrendered just 2 HR in 59.0 IP prior to the start.
- Tossed a career-high 8.0 IP on June 5 vs. ATL...also had two hits at the plate.
- Was ejected by home plate umpire Brian Gorman for "being the aggressor" after clipping Josh Donaldson on the 18th pitch of the game in the 1st on June 10 at ATL.
- Made his next start in Game 4 of the series in Atlanta on June 13, marking the 1st time since Joe Gibbon in 1963 in which a Pittsburgh pitcher made 2 starts in a series (Aug. 9 in the 1st game of a doubleheader vs. HOU and then again on August 11 in the 4th game of that 5-game series).
- Pitched in Houston for the 1st time since winning Game 5 of the 2017 World Series and tossed 6.0 scoreless IP for the win on June 27.
- Made final start — and the 100th app of his MLB career — on Sept. 26 vs. CHC and picked up the win (2 ER, 6.0 IP).

2018

- Acquired by PIT in January from HOU in the 5-player trade that sent Gerrit Cole to the Astros...saw limited action in Spring Training due to right shoulder discomfort and began the season on the IL...made 3 rehab appearances between Altoona (AA) and Indianapolis (AAA) before being reinstated on May 25.
- Made his season debut that night vs. STL and tossed 7.0 scoreless innings for the win (67 pitches)...also singled off John Gant for his first ML hit.
- Started in front of close to 100 family members and friends for his 1st career start in his hometown of San Diego at

Petco Park on June 29, tossing 7.0 scoreless innings for the victory...also went 1-for-2 with a sac bunt at the plate.

- Went on the 10-day IL on July 3 (retro: June 30) with a right index finger infection...was reinstated on July 10.
- Threw 21 straight strikes to begin the game on Aug. 30 at STL, the most by any ML pitcher since 1988 when pitches were first tracked.
- Was shut down for the season after making his final start on Sept. 17...diagnosed with a stress reaction on the front of his pelvic bone and an abdominal wall muscle strain... had surgery on Oct. 19 to repair the abdominal wall and to help the stress reaction heal (surgery performed by Dr. Craig Smith in Los Angeles, CA).

2017

- Made his first career Opening Day roster as the Astros' No. 4 starter in the rotation.
- Made his first 15 appearances as a starter and went 4-8 with a 6.12 ERA (55 ER, 78.0 IP) and .306 opp. AVG.
- Made his final 23 appearances in relief and went 3-0 with a 1.44 ERA (5 ER, 31.1 IP) and a .196 opponent AVG.
- His 1.44 ERA as a reliever ranked T-3 among AL relievers with at least 30.0 IP.
- Tossed 7.0 scoreless innings and threw a season-high 102 pitches in a 2-0 victory vs. BAL on May 26.
- Was on the IL with right shoulder discomfort between May 27 and June 12...optioned to Fresno on June 23 and made lone Triple-A start on June 29 vs. Albuquerque...recalled on July 5 and made 2 starts before moving to the bullpen.

POSTSEASON: Made 7 total appearances during the postseason...the winning pitcher in Game 5 of the World Series vs. LAD; pitched a scoreless 10th in HOU 13-12 win.

2016

- Began season with Corpus Christi (Astros' AA) and was charged with 1 ER in 26.1 innings of work...was leading the Texas League in ERA prior to his promotion to Fresno (AAA) on May 13.
- Went a combined 7-4 with a 2.74 ERA (26 ER, 85.1 IP) 87 SO and just 10 walks in 16 minor league games (14 starts).
- Was the starting pitcher for the U.S. Team in the All-Star Futures Game and tossed a perfect first inning in front of his hometown crowd at Petco Park in San Diego.
- Recalled by HOU on Aug. 1 and made ML debut in relief on Aug. 2 vs. TOR...tossed 4.1 scoreless innings in his debut, allowing just 1 hit and 1 walk while striking out 8 in a 2-1 Houston loss...set a Major League record for strikeouts by a reliever in a ML debut...also set a franchise record for most scoreless relief innings in a ML debut, which was previously held by RHP Jose Cisneros (3.2 IP in 2013).
- Made his first big league start on Aug. 7 vs. Texas and gave

JOE MUSGROVE



up 1 run in 7.0 IP of a no-decision.

- Became the 3rd pitcher since 1913 to record at least 6 strikeouts and issue no more than 1 walk in each of his 1st 3 app. in the Majors; the only other two to do it were RHP Johnny Cueto (2008) and RHP Masahiro Tanaka (2014).
- His 21 strikeouts over his first 3 games in the Majors marked the 3rd-most in club history behind RHP J.R. Richard (29 in 1971) and RHP Tom Griffin (26 in 1969).
- Received his first ML win Aug. 12 at TOR (2 ER, 7.0 IP).
- Carried a no-hitter into the 6th inning on Sept. 20 at OAK, ultimately allowing 1 run in 5.1 IP in a 2-1 Astros' win.

2011-15

- Earned Houston's **2015** minor league Pitcher of the Year honors and named an MiLB.com Organization All-Star for the Astros...went 12-1 with a 1.88 ERA (21 ER, 100.2 IP) and 99 strikeouts against 8 walks in 19 games (14 starts) across three levels of the system...led all of minor league baseball in strikeout to walk ratio (12.38).
- Spent entire **2014** season in the New York-Penn League with Tri-City, earning *Baseball America* Short Season All-Star and Tri-City MVP honors...T-2nd in the league in SO (67) and ranked 3rd in IP (77.0) and WHIP (0.96)...named Pitcher of the Week for Aug. 18-24 after putting together back-to-back scoreless outings (13.0 IP)...went 1-0 with a 0.69 ERA (1 ER, 13.0 IP) and 15 SO in the postseason.
- Spent 1st full season in **2013** pitching in the Gulf Coast League...began **2012** season with the Bluefield Blue Jays (R) before being acquired by HOU as part of a 10-player deal on July 20...began his pro career in **2011**, splitting the campaign between the GCL Blue Jays and Bluefield (R).

PERSONAL

- His parents own and operate a coffee shop in the San Diego suburb of Apline, Calif. The shop saw an unprecedented amount of business following Joe's historic no-hitter on April 9 @ TEX.
- Following the no-hitter, he was handsomely rewarded with a lifetime supply of beer from Ballast Point Brewing, and he collaborated with Resident Brewing to create his own beer, the No-No Joe Double IPA.
- Had a mural painted of him at Grossmont High School in San Diego's East County, where he was a 2011 graduate. He pitched and played first base, going 7-5 with a 2.40 ERA (27 ER, 78.2 IP) and 100 strikeouts in 14 games as a senior. Also hit .350 (36-for-103) with 9 HR and 32 RBI. Additionally, he was part of the offensive and defensive line on the football team.
- His first tattoo was an interlocking "S" and "D" set inside a baseball on his left arm with "est. 1992" underneath. His grandmother, Lucy Papitto, was not fond of the decision. Joe reminded her of that in a FaceTime call the day he officially became a member of the Padres and 10 years after he got that ink. He pulled up his sleeve for her and said with a smile, "I told you it would play out."
- His favorite player growing up was Padres pitcher Jake Peavy, and he wears No. 44 in his honor.

JOE MUSGROVE

JOE MUSGROVE CAREER PITCHING

Season	Team	League	W	L	ERA	G	GS	CG	SHO	SV	IP	H	R	ER	HR	HB	BB	SO	WHIP	AVG	AB	WP	GIDP	TBF	NP-S
2011	2 Teams	Minors	1	1	4.01	9	7	0	0	0	24.2	19	12	11	1	6	5	18	0.97	.226	84	2	2	97	157/126
2011	BLU	ROK	1	0	0.00	1	0	0	0	0	3.0	2	0	0	0	1	2	1.00	.222	9	0	1	10	17/13	
2011	BLU	ROK	0	1	4.57	8	7	0	0	0	21.2	17	12	11	1	6	4	16	0.97	.227	75	2	1	87	140/113
2012	BLU	ROK	0	0	1.13	2	1	0	0	0	8.0	5	1	1	0	1	0	9	0.63	.179	28	0	1	29	47/46
2012	GRN	ROK	0	1	7.00	4	0	0	0	0	9.0	14	7	7	0	0	4	10	2.00	.359	39	1	0	43	76/61
2013	AST	ROK	1	3	4.41	11	3	0	0	0	32.2	43	22	16	1	2	4	30	1.44	.303	142	3	4	149	227/204
2014	TRI	A(Short)	7	1	2.81	15	13	0	0	0	77.0	64	25	24	4	2	10	67	0.96	.224	286	0	4	301	478/428
2015	QC	A(Full)	4	1	0.70	5	3	0	0	0	25.2	22	4	2	0	1	1	23	0.90	.232	95	0	2	100	223/176
2015	LAN	A(Adv)	4	0	2.40	6	4	0	0	0	30.0	28	9	8	2	2	1	43	0.97	.243	115	2	2	118	263/225
2015	CC	AA	4	0	2.20	8	7	0	0	1	45.0	35	13	11	7	0	6	33	0.91	.210	167	2	4	174	626/415
2016	CC	AA	2	1	0.34	6	4	0	0	0	26.1	19	2	1	1	0	3	30	0.84	.192	99	1	1	102	360/266
2016	FRE	AAA	5	3	3.81	10	10	0	0	0	59.0	60	26	25	8	1	7	57	1.14	.262	229	1	6	237	819/587
2016	HOU	MLB	4	4	4.06	11	10	0	0	0	62.0	59	28	28	9	3	16	55	1.21	.250	236	0	4	256	980/650
2017	FRE	AAA	1	0	0.00	1	1	0	0	0	7.0	1	0	0	0	0	2	7	0.43	.050	20	0	2	22	84/53
2017	HOU	MLB	7	8	4.77	38	15	0	0	2	109.1	117	59	58	18	4	28	98	1.33	.277	422	4	11	462	1760/1205
2018	BRD	A(Adv)	0	0	6.00	1	1	0	0	0	3.0	5	2	2	0	0	0	2	1.67	.385	13	0	1	13	36/29
2018	ALT	AA	0	1	2.25	1	1	0	0	0	4.0	2	1	1	1	0	0	4	0.50	.143	14	0	0	14	34/28
2018	IND	AAA	1	1	5.06	2	2	0	0	0	10.2	10	6	6	0	0	2	11	1.13	.244	41	0	0	45	175/127
2018	PIT	MLB	6	9	4.06	19	19	0	0	0	115.1	113	56	52	12	8	23	100	1.18	.253	447	5	5	486	1628/1144
2019	PIT	MLB	11	12	4.44	32	31	0	0	0	170.1	168	98	84	21	9	39	157	1.22	.254	662	2	8	718	2657/1804
2020	PIT	MLB	1	5	3.86	8	8	0	0	0	39.2	33	17	17	5	2	16	55	1.24	.226	146	1	0	166	673/442
2021	SD	MLB	11	9	3.18	32	31	2	2	0	181.1	142	68	64	22	18	54	203	1.08	.213	667	3	13	748	2938/1929
Career		MLB	40	47	4.02	140	114	2	2	2	678.0	632	326	303	87	44	176	668	1.19	.245	2580	15	41	2836	10636/7174
Career		Minors	30	13	2.86	81	57	0	0	1	362.0	327	130	115	25	15	45	344	1.03	.238	1372	12	29	1444	3605/2771

DIVISION SERIES

Season	Team	League	W	L	ERA	G	GS	CG	SHO	SV	IP	H	R	ER	HR	HB	BB	SO	WHIP	AVG	AB	WP	GIDP	TBF	NP-S
2017	HOU	MLB	0	0	4.50	2	0	0	0	0	2.0	1	1	1	1	0	0	1	0.50	.143	7	0	0	7	30/24

CHAMPIONSHIP SERIES

Season	Team	League	W	L	ERA	G	GS	CG	SHO	SV	IP	H	R	ER	HR	HB	BB	SO	WHIP	AVG	AB	WP	GIDP	TBF	NP-S
2017	HOU	MLB	0	0	27.00	1	0	0	0	0	0.2	2	2	2	0	0	0	0	3.00	.500	4	0	0	4	14/9

WORLD SERIES

Season	Team	League	W	L	ERA	G	GS	CG	SHO	SV	IP	H	R	ER	HR	HB	BB	SO	WHIP	AVG	AB	WP	GIDP	TBF	NP-S
2017	HOU	MLB	1	0	6.75	4	0	0	0	0	4.0	3	3	3	2	0	1	2	1.00	.214	14	0	0	16	46/34

POSTSEASON (COMBINED)

Season	Team	League	W	L	ERA	G	GS	CG	SHO	SV	IP	H	R	ER	HR	HB	BB	SO	WHIP	AVG	AB	WP	GIDP	TBF	NP-S
2017	HOU	MLB	1	0	8.10	7	0	0	0	0	6.2	6	6	6	3	0	1	3	1.05	.240	25	0	0	27	90/67

CAREER TRANSACTIONS

OPTIONS USED: 1/3

- 2011** Signed by TOR as a first-round (46th overall) selection in the First-Year Player Draft, June 6
- 2012** Acquired by HOU along with a PTBNL (Kevin Cormer) from TOR along with Francisco Cordero, Ben Francisco, Carlos Perez, David Rollins and Asher Wojciechowski in exchange for David Carpenter, J.A. Happ and Brandon Lyon, July 20.
- 2018** Acquired by PIT from HOU along with Michael Feliz, Jason Martin and Colin Moran in exchange for Gerrit Cole, January 13.
- 2021** Acquired by SD from PIT in exchange for Hudson Head, Omar Cruz, David Bednar and Drake Fellows as part of the seven-player, three-team trade that sent Joey Lucchesi to NYM and Endy Rodríguez to PIT, January 19.



WIL MYERS



Height: 6-3 Bats: R
Weight: 202 Throws: R

@wilmyers
 wil_myers

5

OUTFIELDER

Full Name	William Bradford Myers
Date of Birth	December 10, 1990 in Thomasville, North Carolina
Current Residence	Thomasville, North Carolina
2022 Opening Day Age	31
MLB Service Time	8.104
MLB Debut	June 18, 2013 @ BOS (with TB)
How Obtained	Acquired from TB with G. Reyes, J. Castillo and R. Hanigan as part of 11-player, three-team trade that sent B. Smith, R. Rivera and J. Bauers to TB and J. Ross and PTBNL (T. Turner) to WSH on December 19, 2014
Contract Status	Signed through 2022 (club option for 2023)

QUICK HITS

TENURED Finished the 2021 season as the longest tenured Padre on the active roster (since 2015). The last player before Myers to play a game for SD in 7-or-more consecutive seasons was Will Venable (8 seasons from 2008-15).

100+ CLUB Entered 2022 with 127 HR with the Padres, the 7th most homers by any player in Padres' uniform (chasing Ryan Klesko's 133 HR with SD).

COMEBACK KID In 2020, Myers was named a finalist for the Players' Choice NL Comeback Player of the Year with Adam Duvall and eventual winner Daniel Bard Slashed .239/.321/.418 in 2019, and .288/.353/.606 in 2020, setting career highs in SLG and OPS (.959).

WIL POWER After Fernando Tatis Jr. homered in the 6th and 7th innings in Game 2 of the 2020 Wild Card round vs. STL, Myers followed with 2 homers of his own in the 7th and 8th innings, marking the 2nd time in MLB history that teammates homered multiple times in the same Postseason game. The other time was 88 years earlier to the exact day, when NYY's Babe Ruth and Lou Gehrig did so on October 1, 1932. It was the fabled game in which Ruth called his shot in the 5th inning with the game tied 4-4 and Charlie Root pitching.

CYCLE MAN On April 11, 2017 at COL, hit the 1st cycle of the 2017 MLB season, the 2nd in Padres history and the 313th in MLB history. Prior to Myers' cycle, a Padre had fallen 1 hit shy of a cycle 384 times, including 280 times missing the triple.

HEY NOW, WIL'S AN ALL-STAR Earned 2016 National League All-Star honors for SD at Petco Park, starting at DH and batting cleanup (1-for-3, 2B).

HAVE A YEAR In 2016, became the 1st Padre to post a season with 25-or-more 2B, HR and SB. Was 1 of just 3 in MLB in 2016 to post those numbers, joining Mookie Betts and Mike Trout.

ROY BOY Named 2013 American League Rookie of the Year for the Tampa Bay Rays, becoming the 1st position player to win AL Rookie of the Year in fewer than 100 games and the 2nd in ML history, joining PHI Ryan Howard (2005, 88 games).

ACCOLADES

National League All-Star (2016, SD)

Home Run Derby Participant (2016)

National League Player of the Month (June 2016, SD)

American League Rookie of the Year (2013, TB)

American League Rookie of the Month (September 2013, TB)

Baseball America Major League All-Rookie Team (2013, TB)

MLB Player's Choice AL Outstanding Rookie (2013, TB)

ALL-TIME HOME RUN LEADERS, SD

	Player	Season	HR
1	Nate Colbert	1969-1974	163
2	Adrian Gonzalez	2006-2010	161
3	Phil Nevin	1999-2005	156
4	Dave Winfield	1973-1980	154
5	Tony Gwynn	1982-2001	135
6	Ryan Klesko	2000-2006	133
7	Wil Myers	2015-2020	127
8	Ken Caminiti	1995-1998	121

2021 SEASON

- Played in 146 games and collected 113 hits, his most since 2017 (138).
- Finished 2021 with 127 HR with the Padres, the 7th most homers by any player in Padres' uniform (chasing Ryan Klesko's 133 HR with SD)...he's 1 of 8 Padres in club history to surpass the 100-homer mark.
- In 118 starts, slashed .251/.333/434 with 103 hits, 17 HR, 59 RBI, and 8 stolen bases...in 28 games as a sub, he hit .313 (10-for-32) with 2 2B, 1 3B, 4 RBI, 2 walks, a .353 OBP and 438 SLG...was 6-for-23 (.286) as a pinch hitter in 2021 with a .348 on-base percentage.
- His .333 batting average on balls in play (BABIP) led the Padres.
- From August 1 through the end of the season, posted a .327 on-base percentage with a .434 slugging percentage.
- His 43 extra-base hits were his most since 2017 (62 XBH).
- His 141 strikeouts were 2nd most on the team behind

WIL MYERS



Fernando Tatis Jr. (153).

- Finished the season as the longest tenured Padre (since '15)...the last player before Myers to play a game for SD in 7+ consecutive seasons was Will Venable (8 seasons, 2008-15).

2020

- Posted a .606 SLG, the 2nd highest by a Padre in a single season (behind Ken Caminiti's .621 in '96)...ranked 3rd on the team in HR (17), and his 13.20 AB/HR was the 3rd best mark in club history in a season, behind just Fernando Tatis Jr. (13.18 in 2020) and Greg Vaughn (11.64 in 1998).
- Made 52 appearances in RF (all starts) and played in 2 games at 1B (1 start)...also made 2 appearances as the DH.
- Slashed 288/.353/.606 in 2020, setting career highs in SLG and OPS (.959).
- Posted a 1.003 OPS @ Petco Park in 2020, hitting 11 home runs...in 2019, he had a .761 OPS @ Petco with 9 HR.
- His 26.1 swing and miss % was the lowest in his career,

and he homered at a higher rate than in any other season (homered every 13.20 AB).

- In the National League, he ranked T-4th in XBH (31), 5th in SLG (.606) and 9th in OPS (.959) and total bases (120).
- Exited Game 2 of the Padres doubleheader @ SF on Sept. 25 before the 4th inning as a precaution because of a tight quad...did not play the next day and returned for the Padres final game of the season, hitting a double and a HR.
- In his final 17 games, hit .300 (18-for-60) with 11 XBH (4 2B, 1 3B and 6 HR), 10 runs scored, and 15 RBI.
- Hit .328 (21-for-64) vs. LHP with a 1.042 OPS...hit .269 (36-for-134) vs. RHP.
- Hit .357 with RISP (15-for-42) with 2 2B, 1 3B and 6 HR...hit .338 with 2 outs (27-for-80).

POSTSEASON: In his second-career Postseason run (first was with Tampa Bay in 2013), he hit .227 (5-for-22), starting in right field in all 6 games.

- Both Fernando Tatis Jr. and Myers hit their 1st and 2nd career Postseason home runs in Game 2 of the Wild Card

WIL MYERS



Series vs. STL, and Manny Machado homered in the 6th, following Tatis' 1st HR...was the 2nd time in SD Postseason history in which a pair of Padres hit back-to-back HRs (Tony Gwynn and Greg Vaughn on Oct. 17, 1998 @ NYY).

- Fernando Tatis Jr. homered in the 6th and 7th innings in Game 2 of the Wild Card Series vs. STL, and Myers homered in the 7th and 8th innings, which was the 2nd time in MLB history that teammates homered multiple times in the same Postseason game...the other time was 88 years ago exactly by NYY's Babe Ruth and Lou Gehrig on October 1, 1932 in Game 3 of World Series @ CHC...was the fabled game in which Ruth called his shot in the 5th, with the game tied 4-4 and Charlie Root pitching.
- Myers' two-HR game on Oct. 1 vs. STL was his 1st-career Postseason multi-hit game as well as multi-HR game...also set a career high in RBI in a Postseason game (4), and it was his 9th-career multi-HR game (reg+Postseason).

2019

- Played in 155 games, his most since his 155 games in '17... set a career high in BABIP (.344) and had 104 hits, marking his 3rd ML campaign with 100+ hits (also: 2016 and 2017).
- Ranked 2nd on the club in 2B (22), T-2nd in SB (16) and 3rd in games played (155) and BB (51).
- Hit his 100th career HR on April 15 vs. COL.
- As a sub, made a career-high 49 appearances (surpassing

his previous 5 appearances as a sub in 2018)...slashed .294/.368/.608 with 5 HR, 9 RBI and 6 BB in that role.

- Made 5 appearances in RF, 66 in CF and 98 in LF...hit .364 when he played RF, .224 when playing CF and .251 in LF.
- Hit .423 against COL (30-for-71) and hit .345 against SF (19-for-55)...against all other NL West teams, he hit .221... against all other opponents in 2019 (not including the Rockies and Giants), he hit .178 (55-for-309).
- In 104 PA against LHP, owned a .512 SLG with a team-high-tying 18 BB...slugged .395 vs. RHP in 386 PA.
- Went 0-for-7 in 2019 with the bases loaded, his sole campaign in which he did not have at least 1 hit with the bases loaded.
- In SD wins, slashed .274/.347/.453...in SD losses, he slashed .206/.296/.386.
- Hit .312 in the final month of the season (24-for-77) with 6 2B, 1 3B, 3 HR and 12 RBI...his clip in Sept. was his highest in a full calendar month since he hit .327 in June 2016.

2018

- Appeared in 83 games and made starts at 3B (36), LF (30), RF (9) and 1B (2)...missed 70 games across 3 separate 10-day DL stints.
- Landed on the 10-day DL on April 4 (retro April 3) with right arm nerve irritation, missing 15 games...reinstated

WIL MYERS

from the DL on April 20 before being placed on the 10-day DL on April 29 with a strained left oblique...reinstated from the DL on June 21 after missing 47 games.

- Recorded the 9th 3-HR game in franchise history on July 7 at ARI...the Padres joined the Red Sox as the only teams in 2018 with 2 different players who recorded 3-homer games (also: INF Christian Villanueva on April 3 vs. COL)...the Red Sox had 3 such games (2 by Mookie Betts, 1 by Steve Pearce)... became the 1st player since 1900 to homer 3 times in a game which his team lost by double figures.
- Went on to homer in a career-high 4 consecutive games from July 7-10, 1 of just 2 Padres to homer in 4 straight in 2018 (also: Hunter Renfroe, August 5-9)...his 6 home runs in the 4-game stretch were one shy of a franchise record (Nate Colbert, seven in 1972).
- Tied for the NL lead with 23 RBI in July (also: CHC Javier Baez and MIL Christian Yelich).
- Placed on the 10-day DL on Aug. 4 (retro Aug. 3) with a left foot contusion/bone bruise and missed 8 games before being reinstated on Aug. 13.
- Over his final 39 games from August 13-September 30, slashed .229/.319/.357 with 12 2B, 2 HR, 9 RBI and 18 runs.
- Converted 13 of his 14 SB attempts...his 92.9 stolen base % ranked 4th among all ML players with double digit steals.
- Hit .316 (18-for-57) with RISP, .269 (7-for-26) with RISP/2 out and .375 (3-for-8) with the bases loaded.

2017

- Led SD in nearly every offensive category, ranking 1st in games played (155), at-bats (567), runs scored (80), hits (138), 2B (29), HR (30), RBI (74), BB (70) and SB (20).
- Became just the 2nd Padre to record multiple seasons with at least 25 HR and 20 SB, joining Ryan Klesko who accomplished the feat in 2000 and 2001.
- His 20 SB in 2017 led all MLB first basemen and his 48 stolen bases from 2016-17 ranked 2nd, behind only Paul Goldschmidt's 50 swipes.
- On April 11 at COL, he hit a single, a double, a home run and a triple in that order to account for the 2nd cycle in team history in the club's 7,660th all-time game...it was his 1st career cycle as he had fallen a triple shy of the cycle on 7 separate occasions in his career (ELIAS).
- The cycle was the 313th in ML history, the 1st of the 2017 ML season and the 8th by an opponent in Coors Field history... was the 15th total cycle at Coors Field since the park opened in 1995 and the most recent since former Padre Matt Kemp on Aug. 14, 2015 in the club's 7,444th all-time game.
- There were only 3 cycles in between Myers' and Kemp's in all of MLB... in between Kemp's and Myers' cycles, there were 215 games played by the Friars and a Padre had fallen 1 hit shy of a cycle on 23 occasions, including 22 times missing the triple...prior to Myers' cycle, a Padre had fallen 1 hit shy of a cycle 384 times, including 280 times missing the triple...

Myers' 4th hit was a triple, finishing 4-for-4 at the dish with 2 RBI and 2 runs scored.

- Hit .310 (35-for-113) in April, starting all 27 games for the club and hitting safely in 22 of them...his 35 hits were the most in any month in his career.
- On April 29 at SF, he highlighted the Padres 8-run top of the 6th inning, the most runs SD had scored in an inning since May 1, 2015 vs. COL...led off the frame with a single and capped it off with a 3-run HR, marking the 2nd time in his career that he collected 2 hits in an inning (also, April 9, 2016 at COL in the top of the 9th, a HR then a single).
- Swiped 3 bags in the 4th inning on Aug. 16 vs. PHI...it was the 1st time in his career he had 3 steals in a game and he became the first Padre to ever steal 3 bases in a single inning (ELIAS)...he was just the 3rd first baseman since 2000 to steal three bases in a game (SD's Ryan Klesko in 2001 and ARI's Paul Goldschmidt in 2016).
- Hit his career-high 30th home run of the season on Sept. 30 vs. SF, the 1st Padre to hit 30-or-more HR since Chase Headley hit 31 in 2012...he hit 6 HR in 9 games played at AT&T Park, which tied with COL's Nolan Arenado's 6 in 9 games in 2015 for the most homers by a visitor in a single season...only Brandon Belt had more homers (8 in 50 games) than Myers at AT&T in 2017.

2016

- Set career highs in nearly every offensive category in 2016 and named to his 1st-career NL All-Star team.
- Became the 1st Padre in team history to post a season with 25-or-more 2B, HR and SB and was 1 of just 3 in MLB in 2016 to post those numbers, joining Mookie Betts (42 2B, 31 HR, 26 SB) and Mike Trout (32 2B, 29 HR, 30 SB).
- Was 1 of only 3 ML first baseman (based on primary position in season) all-time to have a season with 25 2B, HR and SB, joining Joe Carter (27 2B, 32 HR, 31 SB in 1987) and Jeff Bagwell who did so twice in 1997 (40 2B, 43 HR, 31 SB) and 1999 (35 2B, 42 HR, 30 SB).
- Earned NL All-Star honors, hitting .286 (97-for-339) with 19 2B, 2 3B, 19 HR, 60 RBI and 61 runs scored with 15 stolen bases and an .873 OPS over 87 games in the 1st half of the season...started the game for the NL, batting cleanup as the DH and going 1-for-3 with a double in the NL's 4-2 loss.
- He set Petco Park single-season records in several categories, including hits (93), HR (18), RBI (58) and runs (60), along with a .306 AVG that ranked tops among all players with 250+ at-bats in a single season at Petco.
- Enjoyed his best month of the season in June when he was named NL Player of the Month after hitting .327 (32-for-98) with 10 2B, 11 HR, 33 RBI and 25 runs scored in 26 games.

2015

- Played in 60 games for SD, missing time with 2 separate stints on the DL.

WIL MYERS



- Made his 2nd career and 2nd straight Opening Day roster, starting in CF on Opening Day on April 6 at LAD.
- Over 23 games in the opening month, he hit .286 (28-for-98) with 4 HR, 15 RBI and 21 runs scored, the 3rd-most runs scored in the month of April in franchise history and most since Al Martin scored a franchise-record 25 runs in April 2000...his 21 runs scored in April were tied for the most in the majors with STL's Matt Carpenter.
- Landed on the 15-day DL on May 19 (retro: May 11) with left wrist tendinitis...missed 28 games before returning on June 11...at the time of his injury, his 28 runs scored from April 6- May 10 were most in the majors...landed back on the 15-day DL on June 15 (retro: June 14) with left wrist tendinitis.
- Underwent surgery on June 18 to remove a bone spur in his left wrist, performed in Scottsdale, Ariz., by Dr. Donald Sheridan...transferred to 60-day DL on Aug. 8.
- Missed 70 games on the DL before being reinstated on Sept. 4 and played in 25 games, hitting .208 (16-for-77).

2014

- The reigning AL Rookie of the Year was limited to 87 games with TB due to a right wrist fracture.
- Made his 1st career Opening Day roster on March 31 vs. TOR...started in RF and went 3-for-5 with a 2B and 2 RBI.
- Logged his 3rd career multi-HR game on April 19 vs. NYY

in what was his 104th career game...became 1 of only 4 ML players since 2000 to total 3 multi-HR games in his first 104 career games before turning 24 years old, joining Laynce Nix, Brad Miller and Ryan Braun.

- Became the 1st visiting player with a grand slam (June 22, 2013) and a inside-the-park HR (May 4, 2014) at new Yankee Stadium...both came of CC Sabathia.
- Began his career with a 13-game hitting streak at Yankee Stadium before going hitless on Sept. 9...per ELIAS, it was the longest streak in road games against the Yankees to begin a career since WSH's Eddie Foster in 1912-13 (17 games) at Hilltop Park and the Polo Grounds.
- Had a 2-RBI sac fly on Sept. 16 vs. NYY, the 1st 2-run sac fly in Rays history scoring Evan Longoria from 3rd base and James Loney from 2nd...it was the 1st 2-run sac fly in MLB since LAA Mike Trout on Aug. 10, 2012 12 vs. SEA.

2013

- Named Jackie Robinson AL Rookie of the Year by the BBWAA, earning 23 of 30 1st-place votes.
- Won the award despite playing only 88 games after his June 18 call-up...became the 1st position player to win AL Rookie of the Year in fewer than 100 games and the 2nd in ML history, joining PHI Ryan Howard (2005, 88 games).
- Also recognized as AL Rookie of the Year by Sporting News, AL Outstanding Rookie in the Players Choice

WIL MYERS

Awards, Rays Outstanding Rookie by the Tampa Bay chapter of the BBWAA and was named to Topps All-Rookie Team.

- Led AL rookies in RBI (53), go-ahead RBI (15), 2B (23), XBH (36), OBP (.354) and SLG (.478) and tied LAA's J.B. Shuck for 1st in total bases (160)...became the 1st player to lead AL rookies in RBI in less than 90 games since DET's Hoot Evers in 1946 (33 RBI in 81 games).
- After his June 18 call-up, led the team in 2B, RBI, runs (50), OBP (.354) and SLG...TB went 56-38 (.596) after his call-up.
- Became just the 5th rookie in the 2000s to lead a postseason bound team in batting (.294) after the AS break, joining OAK's Yoenis Cespedes in 2012, STL's Albert Pujols, SEA's Ichiro Suzuki in 2001 and SEA Carlos Guillen in 2000.
- His 1st ML home run was a grand slam off CC Sabathia on June 23...it made him (22 years, 194 days) the 4th-youngest visiting player to hit a GS at Yankee Stadium (new or original) and the youngest since SEA's Ken Griffey Jr. in 1991.
- Entered 2013 rated by *Baseball America* as the No. 1 prospect, Best Power Hitter and Best Hitter for Average in the Rays system.

POSTSEASON: Made his Postseason debut in TB's 4-0 Wild Card victory over CLE, going 1-4...went 1-for-16 in the ALDS vs. BOS.

2012

- Named the Minor League Player of the Year by *Baseball America*, USA Today and Topps, joining Andruw Jones (1996) and Josh Beckett (2001) as the only players to win the award from the three publications in the same season.
- His 37 HR were 2nd-most in the minors, 1 shy of Darin Ruf, who hit 38 for Reading (AA)...his 313 total bases led MiLB.
- Became 1 of 10 minor leaguers in the past 50 years to hit 35-or-more HR above Class-A before turning 22...only 2 others matched or exceeded his 37 HR: Arlo Engel (41 for Double-A El Paso in 1963) and Paul Konerko (37 for Triple-A Albuquerque in 1997).
- Collected 2 hits and drove in 3 runs for Team USA at the

SiriusXM Futures Game at Kauffman Stadium in Kansas City on July 8, in what was his 2nd straight Futures Game appearance...3 days later was selected the "Star of Stars" for the Pacific Coast League in the Triple-A All-Star Game.

- Acquired by TB from KC on December 9, 2012, in a 7-player trade that sent James Shields to the Royals.

2009-2011

- Spent the entire **2011** season with Northwest Arkansas (AA) where he made the conversion from catcher to OF... missed almost a month beginning on May 11 with a serious laceration on his knee and a subsequent infection...named to the Texas League AS Game and was selected for US roster at the SiriusXM Futures Game at Chase Field...split the **2010** season between Burlington (A) and Wilmington (A), hitting a .315 with 37 2B, 3 3B, 14 HR, 83 RBI and 85 BB in 126 games....after signing with KC in **2009**, appeared in a combined 22 games between Idaho Falls (R) and Burlington (A), hitting .369 with 7 2B, 2 3B, 5 HR and 18 RBI.

PERSONAL

- Married his wife, Maggie, in November 2018.
- Committed to the University of South Carolina before signing with the Royals.
- Graduated from Wesleyan Christian Academy in High Point, N.C. in 2009. Finished his senior year batting .532 with 14 home runs and 41 RBI and was named the second-best "Pure Hitter" in the 2009 draft by *Baseball America*.
- Led his squad to the North Carolina state title as a junior in 2008, pitching to a 10-0 record, including the victory in Game 1 of the best-of-3 championship series.



WIL MYERS CAREER BATTING

Season	Team	League	AVG	G	AB	R	H	2B	3B	HR	RBI	BB	SO	SB	CS	OBP	SLG	OPS	PA	HBP	SAC	SF	GIDP
2009	2 Teams	Minors	.369	22	84	19	31	7	2	5	18	9	18	2	0	.427	.679	1.106	96	1	0	2	5
2009	BUR	ROK	.125	4	16	1	2	0	1	1	4	0	3	0	0	.125	.438	.563	16	0	0	0	2
2009	IDF	ROK	.426	18	68	18	29	7	1	4	14	9	15	2	0	.488	.735	1.223	80	1	0	2	3
2009	2 Teams	ROK	.369	22	84	19	31	7	2	5	18	9	18	2	0	.427	.679	1.106	96	1	0	2	5
2010	2 Teams	Minors	.315	126	447	70	141	37	3	14	83	85	94	12	6	.429	.506	.935	541	6	0	3	9
2010	BUR	A(Full)	.289	68	242	42	70	19	1	10	45	48	55	10	3	.408	.500	.908	294	2	0	2	4
2010	WIL	A(Adv)	.346	58	205	28	71	18	2	4	38	37	39	2	3	.453	.512	.965	247	4	0	1	5
2011	NWA	AA	.254	99	354	50	90	23	1	8	49	52	87	9	2	.353	.393	.746	416	4	2	4	16
2012	2 Teams	Minors	.314	134	522	98	164	26	6	37	109	61	140	6	3	.387	.600	.987	591	4	0	4	11
2012	NWA	AA	.343	35	134	32	46	11	1	13	30	16	42	4	1	.414	.731	1.145	152	1	0	1	4
2012	OMA	AAA	.304	99	388	66	118	15	5	24	79	45	98	2	2	.378	.554	.932	439	3	0	3	7
2013	DUR	AAA	.286	64	252	44	72	13	2	14	57	29	71	7	1	.356	.520	.876	289	2	0	6	6
2013	TB	MLB	.293	88	335	50	98	23	0	13	53	33	91	5	2	.354	.478	.832	373	1	0	4	10
2014	DUR	AAA	.250	7	24	3	6	1	0	2	6	7	7	3	0	.419	.542	.961	31	0	0	0	0
2014	TB	MLB	.222	87	325	37	72	14	0	6	35	34	90	6	1	.294	.320	.614	361	0	0	2	10
2015	2 Teams	Minors	.292	6	24	7	7	1	0	1	1	2	4	2	0	.370	.458	.828	27	1	0	0	0
2015	LE	A(Adv)	.222	3	9	3	2	1	0	0	0	2	2	0	0	.417	.333	.750	12	1	0	0	0
2015	ELP	AAA	.333	3	15	4	5	0	0	1	1	0	2	2	0	.333	.533	.866	15	0	0	0	0
2015	SD	MLB	.253	60	225	40	57	13	1	8	29	27	55	5	2	.336	.427	.763	253	1	0	0	2
2016	SD	MLB	.259	157	599	99	155	29	4	28	94	68	160	28	6	.336	.461	.797	676	4	0	5	12
2017	SD	MLB	.243	155	567	80	138	29	3	30	74	70	180	20	6	.328	.464	.792	649	5	0	7	15
2018	2 Teams	Minors	.235	9	34	5	8	3	0	3	6	1	10	1	0	.257	.588	.845	35	0	0	0	1
2018	LE	A(Adv)	.143	4	14	2	2	0	0	2	3	1	3	0	0	.200	.571	.771	15	0	0	0	1
2018	ELP	AAA	.300	5	20	3	6	3	0	1	3	0	7	1	0	.300	.600	.900	20	0	0	0	0
2018	SD	MLB	.253	83	312	39	79	25	1	11	39	30	94	13	1	.318	.446	.764	343	0	0	1	10
2019	SD	MLB	.239	155	435	58	104	22	1	18	53	51	168	16	7	.321	.418	.739	490	2	1	1	12
2020	SD	MLB	.288	55	198	34	57	14	2	15	40	18	56	2	1	.353	.606	.959	218	2	0	0	0
2021	SD	MLB	.256	146	442	56	113	24	2	17	63	54	141	8	5	.334	.434	.768	500	0	0	4	9
Career		MLB	.254	986	3438	493	873	193	14	146	480	385	1035	103	31	.330	.446	.776	3863	15	1	24	80
Career		Minors	.298	467	1741	296	519	111	14	84	329	246	431	42	12	.387	.523	.910	2026	18	2	19	48

WIL MYERS



WILD CARD

Season	Team	League	AVG	G	AB	R	H	2B	3B	HR	RBI	BB	SO	SB	CS	OBP	SLG	OPS	PA	HBP	SAC	SF	GIDP
2013	TB	MLB	.250	1	4	0	1	0	0	0	0	0	3	0	0	.250	.250	.500	4	0	0	0	0
2020	SD	MLB	.333	3	12	2	4	0	0	2	4	2	3	0	0	.429	.833	1.262	14	0	0	0	0
Career	Multiple	MLB	.313	4	16	2	5	0	0	2	4	2	6	0	0	.389	.688	1.076	18	0	0	0	0

DIVISION SERIES

Season	Team	League	AVG	G	AB	R	H	2B	3B	HR	RBI	BB	SO	SB	CS	OBP	SLG	OPS	PA	HBP	SAC	SF	GIDP
2013	TB	MLB	.063	4	16	0	1	0	0	0	0	1	4	0	0	.118	.063	.180	17	0	0	0	0
2020	SD	MLB	.100	3	10	2	1	1	0	0	1	2	5	1	0	.250	.200	.450	12	0	0	0	0
Career	Multiple	MLB	.077	7	26	2	2	1	0	0	1	3	9	1	0	.172	.115	.288	29	0	0	0	0

POSTSEASON (COMBINED)

Season	Team	League	AVG	G	AB	R	H	2B	3B	HR	RBI	BB	SO	SB	CS	OBP	SLG	OPS	PA	HBP	SAC	SF	GIDP
2013	TB	MLB	.100	5	20	0	2	0	0	0	1	7	0	0	0	.143	.100	.243	21	0	0	0	0
2020	SD	MLB	.227	6	22	4	5	1	0	2	5	4	8	1	0	.346	.545	.892	26	0	0	0	0
Career	Multiple	MLB	.167	11	42	4	7	1	0	2	5	5	15	1	0	.255	.333	.589	47	0	0	0	0

ALL-STAR

Season	Team	League	AVG	G	AB	R	H	2B	3B	HR	RBI	BB	SO	SB	CS	OBP	SLG	OPS	PA	HBP	SAC	SF	GIDP
2016	NL	MLB	.333	1	3	0	1	1	0	0	0	0	1	0	0	.333	.667	1.000	3	0	0	0	0

CAREER TRANSACTIONS

OPTIONS USED: 0/3

- 2009 Signed by KC as a third-round selection in the First-Year Player Draft, August 17
- 2012 Acquired by TB from KC along with Patrick Leonard, Mike Montgomery and Jake Odorizzi in exchange for Wade Davis, James Shields and a PTBNL (Elliot Johnson), December 9
- 2014 Acquired by SD from TB along with Gerardo Reyes, José Castillo and Ryan Hanigan as part of 11-player, three-team trade that sent Burch Smith, Rene Rivera and Jake Bauers to TB and Joe Ross and a PTBNL (Trea Turner) to WSH, December 19



AUSTIN NOLA



Height: 6-0 Bats: R
Weight: 198 Throws: R

26
CATCHER

austin.nola

Full Name	Austin Kyle Nola
Date of Birth	December 28, 1989 in Baton Rouge, Louisiana
Current Residence	Scottsdale, Arizona
2022 Opening Day Age	32
MLB Debut	June 16, 2019 @ OAK (with SEA)
MLB Service Time	2.106
How Obtained	Acquired from SEA along with Austin Adams and Dan Altavilla from in exchange for Ty France, Andres Muñoz, Luis Torrens, and Taylor Trammell on August 30, 2020
Contract Status	Signed through 2022

QUICK HITS

BROS IN THE BIGS Austin's younger brother, Aaron (3.5 year age difference) is an All-Star (2018) pitcher with the Phillies. They played against each other for the 1st time at the MLB level on August 21, 2021 when SD hosted PHI.

22 TO 26 His son Vinny was born March 26, 2020. He changed his number during Spring 2021 from 22 to 26.

POSTSEASON AUSTIN Made his 1st-career Postseason appearance in 2020 with San Diego. Caught all 6 games, making 5 starts. Ushered nine pitchers through SD's 4-0, shutout victory in Game 3 of the Wild Card Series vs. STL.

ON THE ROAD Spent parts of 8 seasons in the minor leagues from 2012-19 before making his MLB debut on June 16, 2019 with SEA (29 years, 170 days), becoming the 10th-oldest position player to make his big league debut with SEA. Has played in 784 minor league games.

GAUX TIGERS Graduated from Louisiana State University, where he played 4 seasons (2009-12). Was teammates with Aaron, his brother, as a senior in 2012.

2021 SEASON

- In his 2nd season with the Padres, played in 56 games with a .272 AVG (47-for-173), 12 2B, 2 HR, 29 RBI, 14 BB, and a .340 OBP.
- Began the season on the 10-day Injured List after he fractured the middle finger on his left (catching) hand on March 12 in Spring Training...a few weeks later, he began working in drills and hitting but his return was delayed further by recurring swelling.
- Was reinstated from the IL on April 28 and was placed on the 10-day IL a month later on May 28 with a left knee sprain...hit .217 with a .373 OBP in 18 G through May 24.
- Made a rehab stint with El Paso (AAA), batting .303 (10-for-33) in 11 G...reinstated on July 22 and hit .291 (37-for-127) before landing back on the IL with a left thumb strain on Sept. 24 (sustained a sore left thumb and wrist on Sept. 21 @ SF after Brandon Belt slid into his glove hand in a play at the plate)...transferred to the 60-day IL on Oct. 1st (left thumb strain).
- Behind the plate, appeared in 48 games (46 starts) with 399.0 innings caught...caught 3 runners stealing in 29 stolen base attempts with 4 passed balls...appeared in 1

ACCOLADES

MLB Organization All-Star (2016 & '18, MIA)

AFL Dernel Stenson Sportsmanship Award (2016, AFL)

game at first base and 4 games at second base.

- From August 1 through the end of the season, led the Padres in AVG (.301, 34-for-113) among those with at least 30 G played in that time.

2020

- Acquired on August 30 by SD prior to the trade deadline in one of the club's 6 deadline deals...sent to SD from SEA along with RHPs Austin Adams and Dan Altavilla in exchange for C Luis Torrens, INF Ty France, OF Taylor Trammell and RHP Andres Muñoz.
- Jason Castro -- who was acquired by SD from LAA 45 minutes later the same night as Nola -- were competing against one another in Anaheim in their prior series...since C's Austin Hedges and Luis Torrens had been traded, Nola and Castro made the round-trip flight to Colorado and back to Anaheim later that night...the Padres sent a car service for both of them, and put both of them on a private jet to Denver Monday morning.
- Made his Padres debut on August 31 @ COL, going 1-for-3 and catching a 6-0 shutout win...it was his 1st hit since he singled on Aug. 27 vs. San Diego (had gone 5-for-9 with a HR in the series prior @ SD)...reliever Trevor Rosenthal, who was acquired from Kansas City on August 29, came in to pitch a scoreless 9th inning, and the 2 met when they shook hands for the 1st time after the win.
- Caught a shutout in 4 of his 1st 8 starts at catcher for the Padres (Aug. 31 @ COL, Sept. 4 @ OAK, Sept. 7 vs. COL and Sept. 13 vs. SF), and each shutout was with a different starting pitcher (Garrett Richards, Zach Davies, Dinelson Lamet and Mike Clevinger)...the Padres had 1 shutout prior to Nola's arrival (Aug. 7 vs. ARI, which was caught by Austin Hedges and Francisco Mejia).
- In 19 games with San Diego, he hit .222 (14-for-63) with 4 doubles, 2 home runs, 9 runs scored and 9 RBI.
- Logged a career-long 8-game hitting streak from Au. 19-27...had a career-long on-base streak, reaching via hit/BB/HBP in 14 straight games from Aug. 19-Sept. 5 (.429 OBP).
- His 44 games in the squat ranked 2nd most in baseball behind Martin Maldonado's 47 games.
- Ended the season with a 3-game hitting streak (his longest

AUSTIN NOLA



as a Padre), going 4-for-10 with a double.

POSTSEASON: Made his 1st career Postseason app., catching all 6 G (5 starts) in the Wild Card Round vs. STL and the NLDS vs. LAD...hit .118 (2-for-17) with 3 RBI and 4 BB.

- Caught 48.0 innings without making a single error or allowing a pass ball (46 total chances).

2019

- Hit .269 (64-for-238) with 37 runs, 12 2B, 1 3B, 10 HR, 31

RBI, 4 HBP, 23 BB, a .342 OBP and a .454 SLG (.796 OPS) in 79 games with the Mariners.

- Posted a .998 fielding percentage (500 TC, 1 E) over 87 appearances at six different positions...appeared defensively at first base (59 G, 44 GS), second base (15 G, 13 GS), catcher (7 G, 4 GS), third base (4 G, 1 GS), left field (1 G) and right field (1 GS).
- Was 1 of 3 SEA rookies to record at least 10 doubles and 10 home runs in fewer than 250 at-bats...joined Jay Buhner (1988, 192 AB, 13 2B, 10 HR) and José Cruz Jr. (1997, 183 AB,

AUSTIN NOLA CAREER BATTING

Season	Team	League	AVG	G	AB	R	H	2B	3B	HR	RBI	BB	SO	SB	CS	OBP	SLG	OPS	PA	HBP	SAC	SF	GIDP
2012	2 Teams	Minors	.211	65	228	22	48	10	0	1	18	31	29	5	3	.305	.268	.573	267	1	5	2	8
2012	JAM	A(Short)	.189	15	53	2	10	0	0	0	2	7	3	0	1	.279	.189	.468	62	0	1	1	2
2012	GBO	A(Full)	.217	50	175	20	38	10	0	1	16	24	26	5	2	.313	.291	.604	205	1	4	1	6
2013	JUP	A(Adv)	.232	124	413	39	96	22	3	1	40	54	92	6	3	.331	.308	.639	489	8	12	2	6
2014	JAX	AA	.259	134	499	68	129	21	5	1	53	77	94	8	5	.368	.327	.695	595	12	2	5	10
2015	2 Teams	Minors	.242	130	463	44	112	24	2	1	44	49	90	0	1	.316	.309	.625	534	6	6	10	22
2015	JAX	AA	.211	69	256	26	54	13	1	1	26	27	50	0	0	.286	.281	.567	296	3	2	8	16
2015	NEW	AAA	.280	61	207	18	58	11	1	0	18	22	40	0	1	.355	.343	.698	238	3	4	2	6
2016	NEW	AAA	.261	113	372	34	97	23	1	6	44	24	56	4	1	.308	.376	.684	407	2	8	1	17
2017	2 Teams	Minors	.233	83	257	28	60	11	0	3	31	35	42	3	2	.330	.311	.641	302	3	5	2	12
2017	JAX	AA	.250	54	168	21	42	7	0	2	25	25	26	3	2	.352	.327	.679	197	2	1	1	9
2017	NO	AAA	.202	29	89	7	18	4	0	1	6	10	16	0	0	.287	.281	.568	105	1	4	1	3
2018	NO	AAA	.279	69	226	26	63	16	0	2	32	27	43	2	0	.370	.376	.746	262	7	0	2	5
2019	TAC	AAA	.327	55	196	36	64	15	1	7	37	29	40	4	1	.415	.520	.935	229	2	0	2	7
2019	SEA	MLB	.269	79	238	37	64	12	1	10	31	23	63	1	0	.342	.454	.796	267	4	1	1	8
2020	SEA	MLB	.306	29	98	15	30	5	1	5	19	9	17	0	0	.373	.531	.904	110	2	0	1	1
2020	SD	MLB	.222	19	63	9	14	4	0	2	9	9	17	0	0	.324	.381	.705	74	1	0	1	2
2020	2 Teams	MLB	.273	48	161	24	44	9	1	7	28	18	34	0	0	.353	.472	.825	184	3	0	2	3
2021	ELP	AAA	.303	11	33	3	10	1	0	1	4	5	7	0	0	.410	.424	.834	39	1	0	0	1
2021	SD	MLB	.272	56	173	15	47	12	0	2	29	14	19	0	1	.340	.376	.716	194	5	0	2	2
Career		MLB	.271	183	572	76	155	33	2	19	88	55	116	1	1	.345	.435	.780	645	12	1	5	13
Career		Minors	.253	784	2687	300	679	143	12	23	303	331	493	32	16	.341	.341	.682	3124	42	38	26	88



12 2B, 12 HR).

- Had 5 multi-RBI games, including a career-high 5 RBI on September 5 at Houston, and a trio of 3-RBI games.
- Made his ML debut at the age of 29 years, 170 days on June 16 at Oakland, becoming the 10th-oldest position player to make his big league debut with the Mariners... recorded his first MLB hit (a single) off Tanner Anderson.
- Hit 9 of his 10 home runs on the road...posted a .284/.339/.578 slash line (.916 OPS) on the road...marked the best road OPS by a Mariners rookie in club history (min. 100 PA on the road).
- Hit his 1st MLB HR off Wade Miley on June 28 at HOU.
- Hit 10 HR, and his brother, Aaron, was 12-7 in 34 starts with PHI...Austin and Aaron became the 1st set of brothers to record 10 HR and 10 wins in a season since George Brett-KC (22 HR) and Ken Brett-CWS/CAL (13 W) in 1977.
- Selected from Triple-A Tacoma on June 16...in 55 games with TAC, hit .327 (64-for-196) with 36 runs, 15 2B, 1 3B, 7 HR, 37 RBI, 29 BB and a .935 OPS (.415 OBP/.520 SLG).

2012-18

- In **2018**, played 69 games with Triple-A New Orleans, hit .279 (63-for-226) with 26 runs, 16 2B, 2 HR and 32 RBI... in 1st season as a catcher in **2017**, split time between Double-A Jacksonville (54 G) and Triple-A New Orleans (29 G)...was Jacksonville's primary catcher to start the season and hit .315 (17-for-54) in 17 G...in **2016**, hit 6 HR in 113 games with Triple-A New Orleans, and following the season, played 8 games for Mesa in the Arizona Fall League, where he began converting from an infielder to a

catcher...received the AFL Dernel Stenson Sportsmanship Award, honoring the player who best exemplified unselfishness, hard work and leadership...in **2015**, split the year between Double-A Jacksonville (69 G) and Triple-A New Orleans (61 G)...in **2014**, tied for Southern League lead in walks (77) and helped Double-A Jacksonville to the Southern League championship by going 3-for-9 with 5 R, 2 RBI and 6 BB in the 3-game Championship series...in **2013**, spent the year with Single-A Jupiter, appearing in 124 games, and in **2012**, he made his professional debut with Short-Season-A Jamestown.

PERSONAL

- Graduated from LSU, where he played 4 seasons (2009-12)...was 2nd-Team All-SEC and SEC Tournament Most Valuable Player in 2010...two-time SEC Community Service honoree and two-time SEC Academic Honor Roll... received Wally Pontiff Award as LSU's top scholar-athlete in 2012...teammates at LSU with his younger brother, Aaron, as a senior in 2012.
- Attended Catholic High School (LA).
- Named the 2008 Louisiana Gatorade Player of the Year.

AUSTIN NOLA MLB CATCHING

Season	Team	PCT	G	GS	INN	TC	PO	A	E	DP	PB	SB	CS	SB%
2019	SEA	1.000	7	4	38.2	36	34	2	0	0	1	3	0	1.000
2020	SEA	.990	27	23	197.0	201	195	4	2	1	3	14	1	.933
2020	SD	1.000	17	15	133.0	166	157	9	0	2	1	5	6	.455
2020	2 Teams	.995	44	38	330.0	367	352	13	2	3	4	19	7	.731
2021	SD	.998	48	46	399.0	443	428	14	1	3	4	26	4	.867
Career	2 Teams	.996	99	88	767.2	846	814	29	3	6	9	48	11	.814

WILD CARD

Season	Team	League	AVG	G	AB	R	H	2B	3B	HR	RBI	BB	SO	SB	CS	OBP	SLG	OPS	PA	HBP	SAC	SF	GIDP
2020	SD	MLB	.000	3	8	2	0	0	0	0	2	3	5	0	0	.231	.000	.231	13	0	0	2	0

DIVISION SERIES

Season	Team	League	AVG	G	AB	R	H	2B	3B	HR	RBI	BB	SO	SB	CS	OBP	SLG	OPS	PA	HBP	SAC	SF	GIDP
2020	SD	MLB	.222	3	9	0	2	0	0	0	1	1	2	0	0	.300	.222	.522	10	0	0	0	0

POSTSEASON (COMBINED)

Season	Team	League	AVG	G	AB	R	H	2B	3B	HR	RBI	BB	SO	SB	CS	OBP	SLG	OPS	PA	HBP	SAC	SF	GIDP
2020	SD	MLB	.118	6	17	2	2	0	0	0	3	4	7	0	0	.261	.118	.378	23	0	0	2	0

CAREER TRANSACTIONS

- 2008 Selected by COL in the 48th round of the First-Year Player Draft (did not sign)
- 2011 Selected by TOR in the 31st round of the First-Year Player Draft (did not sign)
- 2012 Signed by MIA as a fifth-round selection in the First-Year Player Draft, June 12
- 2018 Signed by SEA as a minor league free agent, November 8
- 2020 Acquired by SD from SEA along with Austin Adams and Dan Altavilla from in exchange for Ty France, Andres Muñoz, Luis Torrens, and Taylor Trammell, August 30

OPTIONS USED: 1/3



AARON NORTHCRAFT

NRI

43

**RIGHT-HANDED
PITCHER**

Full Name	Aaron Lee Northcraft
Date of Birth	May 28, 1990 in Tucson, Arizona
Current Residence	Newport Beach, California
2022 Opening Day Age	31
MLB Debut	April 24, 2021 @ LAD (with SD)
MLB Service Time	0.015
How Obtained	Signed as a minor league free agent on January 5, 2021
Contract Status	Signed through 2022

Height: 6-4	Bats: R
Weight: 218	Throws: R

aaron_northcraft

QUICK HITS

- The 2021 and 2022 seasons mark his 2nd stint with the Padres organization, having made 67 appearances between Triple-A El Paso and Double-A San Antonio from 2015-16. He was acquired by SD from ATL following the 2014 season in the trade landed Justin Upton and sent Max Friend to the Braves.
- Rediscovered throwing sidearm while recovering from PRP elbow injections and subsequent surgery for nerve damage that cost him his 2017 and 2018 campaigns. Began throwing sidearmed as a youth player, but gradually moved to the more traditional overhead arm slot he used prior to his injury.

2021 SEASON

- Got the first Major League action of his career, splitting his season between SD and El Paso (AAA) before being designated for assignment in July.
- Called up twice to the Padres (April 23 & May 29) and made a total of 5 relief appearances, going 1-0 with a 2.25 ERA (2 ER, 8.0 IP) with a .192 opp. AVG but 9.00 BB/9 (8/8.0 IP).
- Made his ML debut on April 24 @ LAD with 2.0 scoreless IP in SD's 5-4 defeat.
- Earned his 1st ML victory in his 3rd career outing on April 28 @ ARI (1.0 IP, 2 H, ER, HR, SO).
- In his next outing on May 2 vs. SF, he did not allow a hit but issued 5 walks, just the 6th time an SD reliever has issued 5 walks-or-more in a single outing since 2000.
- Tossed 2.0 innings in 3 of his 5 big league appearances.
- Went 0-2 with 1 save and an 8.10 ERA in his 13 relief appearances for the Chihuahuas.
- Relied on 4 pitches: Sinker (67%), Changeup (14%), Slider (13%) and 4-Seam Fastball (6%).

2020

- Did not make an appearance in 2020, and he was placed on the 60-Day IL on August 4.
- Assigned to the Marlins Alternate Training Site on Sept. 29.

ACCOLADES

Southern League Mid-Season All-Star (Mississippi, 2014)

Carolina League Pitcher of the Week (June 25, 2012 - Lynchburg)

2019

- Returned from a two-year absence due to elbow and nerve injuries...appeared in 31 games in the Mariners organization, going 1-2 with a 2.03 ERA (9 ER, 40.0 IP).
- Posted a 0.93 WHIP and .176 opponents AVG, striking out 39 batters.

2017-18

- Did not play due to elbow and nerve injuries.

2016

- Made 28 appearances in the Padres organization, (13 starts) between Double-A San Antonio and Triple-A El Paso, going 7-3 and posting a 4.07 ERA (41 ER, 90.2 IP).
- Finished the season on the disabled list with right elbow inflammation.

2015

- In his first season in the SD organization, he divided the year between Double-A San Antonio and Triple-A El Paso.
- In 20 appearances with SA, he owned a 2.93 ERA (14 ER, 43.0 IP)...made 19 appearances (5 starts) with ELP for a 5.58 ERA (25 ER, 40.1 IP) and a 3-4 record.

2014

- Split the 2014 season between Double-A Mississippi and Triple-A Gwinnett of ATL, posting a combined 7-10 record with a 4.70 ERA in 26 games, 24 starts.
- Began the season with MIS, where he was named a Southern League Midseason All-Star after he went 7-3 with a 2.88 ERA (21 ER, 65.2 IP) and 62 strikeouts against 24 walks in 13 games, 12 starts.
- Promoted to GWIN on June 24 for his 1st-career Triple-A stint and went 0-7 with a 6.54 ERA (47 ER, 64.2 IP) and 51 SO against 31 BB in 13 appearances (12 starts).
- Following the season, appeared in 6 games, all starts, for

AARON NORTHCRAFT

NRI



Peoria of the Arizona Fall League, going 2-3 with a 2.42 ERA (22.1/6) and 14 strikeouts against nine walks.

- On Dec. 19, was acquired by SD from ATL along with OF Justin Upton in exchange for for 2B Jace Peterson, LHP Max Fried, INF Dustin Peterson and OF Mallek Smith.

2009-13

- Spent the entire **2013** season with Double-A Mississippi, leading the club in starts and innings pitched (137.0), while ranking 2nd in SO and T-2nd in wins...pitched the entire **2012** season with High-A Lynchburg, and he led the Carolina League in SO and ranked T-8th in all of minor league baseball...his 9.49 SO/9 IP led the league

and ranked 3rd among minor league pitchers with at least 150.0 innings...spent the entire **2011** season with Single-A Rome and ranked 7th among Braves farmhands and 6th in the South Atlantic League in ERA...split **2010** between Rookie-Level Danville and Single-A Rome...was selected as the July Pitcher of the Month for Danville (3-0, 1.37 ERA)...made his professional debut with Rookie-Level GCL Braves in **2009**, making 11 app. (10 starts) with a 4.50 ERA.

PERSONAL

- Inspired by the style of his favorite childhood pitcher, Byung-Hyun Kim.
- Graduated from Mater Dei High School (CA).

AARON NORTHCRAFT CAREER PITCHING

Season	Team	League	W	L	ERA	G	GS	CG	SHO	SV	IP	H	R	ER	HR	HB	BB	SO	WHIP	AVG	AB	WP	GDP	TBF	NP-S
2009	BRA	ROK	1	2	4.50	11	10	0	0	0	40.0	33	26	20	2	9	21	31	1.35	.229	144	4	6	177	308/211
2010	2 Teams	Minors	7	4	3.90	14	12	0	0	0	67.0	65	36	29	2	10	24	46	1.33	.253	257	10	7	294	485/358
2010	DAN	ROK	6	1	2.73	10	9	0	0	0	52.2	44	18	16	1	9	9	38	1.01	.228	193	6	5	214	334/274
2010	ROM	A(Full)	1	3	8.16	4	3	0	0	0	14.1	21	18	13	1	1	15	8	2.51	.328	64	4	2	80	151/84
2011	ROM	A(Full)	7	8	3.34	23	19	0	0	0	113.1	108	53	42	8	12	41	88	1.31	.254	426	9	10	485	831/621
2012	LYN	A(Adv)	10	11	3.98	27	27	2	1	0	151.2	143	83	67	4	8	53	160	1.29	.247	580	9	9	650	1276/978
2013	MIS	AA	8	8	3.42	26	26	0	0	0	137.0	124	66	52	7	14	51	121	1.28	.241	515	5	10	588	2129/1332
2014	2 Teams	Minors	7	10	4.70	26	24	0	0	0	130.1	143	71	68	8	11	55	113	1.52	.274	521	6	12	591	2114/1310
2014	MIS	AA	7	3	2.88	13	12	0	0	0	65.2	57	21	21	2	3	24	62	1.23	.228	250	2	6	279	952/600
2014	GWN	AAA	0	7	6.54	13	12	0	0	0	64.2	86	50	47	6	8	31	51	1.81	.317	271	4	6	312	1162/710
2015	2 Teams	Minors	4	6	4.21	39	7	0	0	0	83.1	82	42	39	6	5	40	59	1.46	.257	319	5	7	366	1332/834
2015	SA	AA	1	2	2.93	20	2	0	0	0	43.0	34	15	14	2	3	15	32	1.14	.214	159	4	4	177	643/415
2015	ELP	AAA	3	4	5.58	19	5	0	0	0	40.1	48	27	25	4	2	25	27	1.81	.300	160	1	3	189	689/419
2016	2 Teams	Minors	7	3	4.07	28	13	0	0	1	90.2	94	48	41	9	8	30	73	1.37	.271	347	4	14	387	1437/892
2016	SA	AA	2	2	2.88	7	7	0	0	0	40.2	33	15	13	4	5	9	27	1.03	.228	145	3	6	160	590/374
2016	ELP	AAA	5	1	5.04	21	6	0	0	1	50.0	61	33	28	5	3	21	46	1.64	.302	202	1	8	227	847/518
2019	3 Teams	Minors	1	2	2.03	31	0	0	0	4	40.0	24	9	9	2	1	13	39	0.93	.176	136	2	7	153	576/375
2019	EVE	A(Short)	1	0	9.00	1	0	0	0	0	1.0	2	1	1	0	0	1	2.00	.400	5	0	0	5	20/14	
2019	ARK	AA	0	0	1.69	3	0	0	0	0	5.1	4	1	1	0	0	3	0.75	.211	19	0	0	20	79/53	
2019	TAC	AAA	0	2	1.87	27	0	0	0	4	33.2	18	7	7	2	1	13	35	0.92	.161	112	2	7	128	477/308
2021	ELP	AAA	0	2	8.10	13	0	0	0	1	13.1	21	17	12	1	0	6	11	2.03	.350	60	1	1	67	234/145
2021	SD	MLB	1	0	2.25	5	0	0	0	0	8.0	5	2	2	1	0	8	5	1.63	.192	26	0	3	34	129/74
Career		MLB	1	0	2.25	5	0	0	0	0	8.0	5	2	2	1	0	8	5	1.63	.192	26	0	3	34	129/74
Career		Minors	52	56	3.94	238	138	2	1	6	866.2	837	451	379	49	78	334	741	1.35	.253	3305	55	83	3758	10722/7056

CAREER TRANSACTIONS

OPTIONS USED: 2/3

- 2009** Signed by ATL as a 10th-round selection in the First-Year Player Draft, June 21
- 2014** Acquired by SD from ATL with OF Justin Upton in exchange for INF Jace Peterson, LHP Max Fried, INF Dustin Peterson and OF Mallek Smith, December 19
- 2016** Signed by SD as a minor league free agent, March 11
- 2019** Signed by SEA as a minor league free agent, January 2
Signed by MIA to as a minor league free agent, November 26
- 2020** Signed by SD as a minor league free agent, January 5



CHRIS PADDACK

Height: 6-5 Bats: R
Weight: 217 Throws: R

paddack29

59

**RIGHT-HANDED
PITCHER**

Full Name	Christopher Joseph Paddock
Date of Birth	January 8, 1996 in Austin, Texas
Current Residence	Crowley, Texas
2022 Opening Day Age	26
MLB Service Time	3.000
MLB Debut	March 31, 2019 vs. SF (with SD)
How Obtained	Acquired from MIA in exchange for Fernando Rodney on June 30, 2016
Contract Status	Signed through 2022

QUICK HITS

CAN'T SPELL PADDACK WITHOUT THE K Made his 35th career start on Sept. 5, 2021 vs. OAK...with 201 career strikeouts through his first 35 starts, Paddock became the 7th Padre in club history to record 200+ strikeouts through his first 35 career starts.

FIRST THINGS FIRST His 71.4 1st pitch strike percentage in 2019 led the majors as a rookie (min. 140.0 IP), ahead of Max Scherzer (70.4), Madison Bumgarner (69.5) and Masahiro Tanaka (68.7).

WHIP IT REAL GOOD In 2019, posted the lowest WHIP (0.98) in club history, ahead of Randy Jones (1.03 in 1976) and Jake Peavy (1.04 in 2005). Was 1 of just 6 pitchers to post a sub-1.00 WHIP in 2019 (min. 25 starts), joining Justin Verlander (0.80), Gerrit Cole (0.89), Jack Flaherty (0.97), Jacob deGrom (0.97) and Zack Greinke (0.98).

DIVINE THROUGH 9 Posted a 1.93 ERA through his 1st 9 career starts, the lowest ERA in franchise history of any pitcher through their 1st 9 starts. Also became the only ML pitcher to debut since 1893 (when the mound was moved to its current distance) to record at least 56 strikeouts while allowing 42-or-fewer baserunners (via hit, walk, HBP) through his 1st 9 career starts.

ELITE COMPANY Was 1 of just 6 pitchers in 2019 with multiple starts of 1-or-fewer hits allowed in 7.0+ innings, along with Trevor Bauer, Luis Castillo, Gerrit Cole, Jack Flaherty and Justin Verlander. Retired his final 19 batters faced on April 24 at SEA to earn his 1st ML victory. Rode a perfect game into the 6th inning and a no-hitter into the 8th on July 17 at MIA before Starlin Castro ended that bid with a solo shot to open the frame. It marked the 23rd time the Padres have carried a no-hitter into the 8th inning or beyond.

2021 SEASON

- Made 23 appearances (22 starts) for SD, going 7-7 with a 5.07 ERA (61 ER, 108.1 IP) and a staff-leading 1.83 BB/9 IP ratio that also ranked T-9th in the majors (min. 100.0 IP) and T-4th in the NL.
- Did not allow a HR in his first 3 starts (April 4-15), tying his career high, and posted another homerless 3-start stretch from July 21-August 30...it was his first 3-start stretch without allowing a HR since he did so during his rookie 2019 season when he began his ML career without allowing a HR in his 1st 3 starts and then did so again in

188

ACCOLADES

Baseball America Major League All-Rookie Team (2019, SD)

MiLB.com Organization All-Star (2018, SD)

MiLB.com Staff Choice for Best Starting Pitcher (2018, San Antonio)

Baseball America High Class A All-Star (2018, Lake Elsinore)

California League Mid-Season All-Star (2018, Lake Elsinore)

South Atlantic League Pitcher of the Week (June 26, 2016, Greensboro)

his 5th through 7th career starts.

- His lone 3-BB outing came in his season debut on April 4 vs. ARI...went on to allow 1 BB-or-fewer in 17 of his 22 GS.
- Was the only SD starter to receive double-digit runs of support, getting 12 runs on May 21 vs. SEA and a franchise-high 19 runs on July 16 @ WSH in SD's record-setting 24-8 victory...it passed 3 others who received 17 runs (Bruce Hurst in '89, Sean Bergman in '96 and Jake Peavy in '02)...it was the 2nd-most runs any hurler received in the majors in '21, behind only TOR Steven Matz's 22 on Sept. 12 @ BAL.
- Among all ML hurlers who tossed at least 100.0 IP, his 7.89 run support average ranked 1st in the NL and 2nd in the majors behind only Steven Matz's 7.94 RSA.
- Struck out a career-high-tying 11 of the 22 batters he faced on June 18 vs. CIN in 5.0 IP and 87 pitches.
- Snapped a streak of 54 consecutive starts to begin his ML career, making his 1st relief app. in the 1st half finale on July 11 vs. COL due to Ryan Weathers' injury...he tossed 2.0 innings of 1-run ball behind 4 hits and 4 SO.
- Earned the win in 3 consecutive outings from July 16-27, tying a career high from his rookie 2019 season (April 24-May 6, 2019; the 5th-7th starts of his career).
- Tossed a career-high 102 pitches across 6.0 IP on July 27 vs. OAK in SD's 7-4 victory in 6.0 IP...he tossed 5.0+ IP in 13 of his 22 starts.
- Was placed on the 10-day IL on July 30 (retro: July 28) with a left oblique strain suffered in a bullpen session, 1 of his 3 IL stints in '21...he missed the club's next 25 games before being reinstated on Aug. 30.
- Did not factor into SD's 4-3 victory in his penultimate start of the season on Sept. 5 vs. HOU, recording his 7th quality start behind 6.0 innings of 3-run ball...it was just the 2nd start of his career in which he did not record a strikeout

CHRIS PADDACK



(also: Aug. 23, 2019 vs. BOS), and he was 1 of 4 starters in '21 to go 6.0 innings without recording a strikeout (also: Alec Mills, Zack Greinke and Vladimir Gutierrez)...no hurler went 6.0+ IP without a strikeout.

- Placed on the 10-day IL on Sept. 13 with right elbow inflammation and did not pitch again in '21.
- The Padres were 14-8 in games in which Paddack started.
- Posted reverse splits, limiting LHH to a .214 clip while righties hit .325, with 10 of his 15 HR allowed coming off right-handed bats.
- Relied on 3 pitches: 4-Seam Fastball (62%), Changeup (26%) and Curveball (12%).
- He threw 230 curveballs, with opponents hitting .163 off the pitch...among all hurlers who threw at least 100 curveballs in '21, the average vertical movement of 6.9 inches was 14th-highest.
- His 4.8 BB% was a career-low and ranked in the 95th percentile among all ML pitchers.
- Since his debut season in 2019 through the end of 2021, his 67.6 first pitch strike percentage is tied with Rick Porcello and Tyler Anderson for the highest percentage in the majors (min. 1,000 batters faced).

2020

- Made his 1st career Opening Day start on July 24 at vs. ARI, tossing 6.0-shutout innings of 4-hit ball in SD's 7-2 victory.
- With former SD rookie Eric Lauer getting the Opening Day nod in '19, it became just the 2nd time in 100 years a team started either a rookie or a 2nd-year pitcher on Opening Day in back-to-back seasons (also: '96-'97 Royals with Catfish Hunter in '96 & Jim Nash in '97).
- From his debut season in 2019 through 2020, posted a 69.8 1st pitch strike %, which led the majors (min. 700 batters faced)...it ranned ahead of Madison Bumgarner (69.2%), Max Scherzer (68.9%) and Clayton Kershaw (67.8%).
- Posted 58 SO to 12 BB for a 4.83 SO/BB ratio...among all ML pitchers who made at least 12 starts, his 4.83 SO/BB ratio ranked 10th in the majors and 5th in the NL.
- 4 of his 12 free BB came vs. right-handed batters, tied for the 5th-fewest in the majors (min. 100 RHH batters faced).
- Began the season 2-1 with a 3.18 ERA through his 1st 4 starts...went 2-4 with a 5.70 ERA through his final 8 starts.
- With no runners on, opponents hit .296 (40-135)...when they got on base, limited opposition to a .213 clip (20-94).
- Allowed 14 home runs, T-3rd most in the majors.
- Paddack made his 35th career start on Sept. 5 vs. OAK... with 201 career strikeouts through his first 35 starts,

CHRIS PADDACK



Paddack became the 7th Padre in club history to record 200+ strikeouts through his first 35 career starts.

POSTSEASON: Made his 1st career postseason start and appearance in Game 1 of the Wild Card Series vs. STL, allowing 6 runs and 8 hits in 2.1 IP in SD's 7-4 defeat.

2019

- Broke camp with the Padres and spent the majority of the season with SD, ranking 2nd on the club in wins (9) and SO (153) and 3rd in starts (26) and innings pitched (149.2).
- Became 1 of only 14 rookies in ML history to make 25+ starts and have a sub-1.00 WHIP.
- His 2.4 pitching WAR was the 4th-highest among all rookie pitchers in 2019 and 6th among all SD rookies in a season.
- Among Padres rookies who have made 25+ starts in a season, Paddack posted the lowest WHIP, ERA (3.33), opponent average (.204), opponent OBP (.255), OPS (.635), base runners/9.0 IP (9.21), BB/9.0 IP (1.98), hits/9.0 IP (6.85) and the best SO/BB ratio (4.94)...he led all rookies in 2019 in the preceding categories as well, trailing only Mike Soroka's ERA (2.86) and opponent OPS (.628).
- Ranked in the top 10 among all ML pitchers (min. 25 starts) in opponent OBP (3rd), WHIP (T-5th), base runners/9 IP (6th), opponent AVG (7th) and hits/9.0 IP (9th).
- Posted a 6.80 SO/BB ratio (68/10) in his 11 starts at home

in 2019, the 3rd-highest SO/BB ratio of any rookie in their home starts since 1906 (min. 50.0 IP, 10 starts).

- Joined Nick Margevicius (2019), Cesar Vargas (2016) and Odrisamer Despaigne (2014) as the only other 3 Padres to allow 1 run-or-fewer through their first 3 ML starts.
- Became just the 3rd pitcher since 1908 to allow 5-or-fewer hits in each of his first 9 career starts (min. 3.0 IP per start), tying NYY Bill Burbach's 9 in 1969 to begin his career and trailing only MIL Freddy Peralta's 10 such starts in 2018.
- His 10 straight starts (min. 4.0 IP) from April 12-June 11 allowing 1 BB-or-fewer tied with Ed Whitson (1984) for the longest streak in SD history and 5th-longest overall in '19.
- Struck out a career-high 11 and earned his 3rd consecutive win vs. NYM on May 6, tossing 7.2 scoreless IP of 4-hit ball...struck out NL Rookie of the Year Pete Alonso 2x.
- Optioned to Lake Elsinore (A) on June 12 and did not pitch before being recalled by SD on June 22.
- Went 1-3 with a 7.57 ERA across 6 starts from July 23 to August 23 before going 2-0 with a 0.77 ERA across his final 4 starts of the season from August 29-September 17.
- Surrendered just 2 HR through his first 7 starts before going on to allow 23 total HRs on the season, including 7 outings with 2+ HR.

CHRIS PADDACK



2018

- Split the season between Lake Elsinore (A) and San Antonio (AA), striking out 120 while walking only 8 (15.00 SO/BB) en route to being named Minor League Pitcher of the Year by Yahoo! Sports and Padres Pitching Prospect of the Year by MLB Pipeline.
- Went 7-3 with a 2.10 ERA (21 ER, 90.0 IP) in 17 combined starts between LE and SA...promoted to SA on July 5.
- Did not walk more than 1 batter in any of his 17 starts.
- Among prospect rankings in the Padres system entering 2019, he was ranked No. 4 by ESPN.com, No. 5 by MLB Pipeline and No. 6 by *Baseball America*.

2015-2017

- Missed the entire **2017** season recovering from Tommy John surgery in August 2016.
- In **2016**, was acquired by SD from MIA in exchange for RHP Fernando Rodney on June 30...went 2-0 with a 0.85 ERA in 9 starts between Greensboro (A) and Fort Wayne (A) before being acquired by SD on June 30, 2016...allowed just 1 run across his 3 starts and 14.0 IP (0.64 ERA) for FW from July 7-18 before undergoing Tommy John surgery in August.
- Made 11 appearances (GS starts) for GCL Marlins (R) in **2015**, going 4-3 with a 2.18 ERA (11 ER, 45.1 IP) and 39 SO.

PERSONAL

- Padres fans began calling Paddack "the Sherriff" in Spring Training 2019 as an ode to his Texas roots and his cowboy hat and boots he wears on start days. The nickname took off when the Austin, Tex. native made his debut with the Padres by starting Game 4 of the '19 season. Padres fans began wearing cowboy hats to his starts and badges with "Paddack's Possea22aqqq" inscribed on them. He had 40+ family members and friends in attendance for his ML debut, and they too donned cowboy hats and boots in lieu of Paddack jerseys, which weren't yet available.
- Had the word "Relentless" stitched on his glove. In an article in 2019, Paddack said "For me, it's just a reminder — what I'm doing, why I'm doing what I'm doing. If I catch myself with a lack of focus, that's just a focal point for me."
- Paddack got a lion with blue eyes and the outline of the state of Texas tattooed on his left forearm following the '19 season, and also has the number "236" tattooed on his right ribcage, referencing the number the Marlins selected him overall in the 2015 First-Year Player Draft. It serves as a reminder of how many players were taken before him.
- His pre-game rituals include eating an entire pizza the night before his start.
- Roots for Texas A&M athletics.

CHRIS PADDACK CAREER PITCHING

Season	Team	League	W	L	ERA	G	GS	CG	SHO	SV	IP	H	R	ER	HR	HB	BB	SO	WHIP	AVG	AB	WP	GIDP	TBF	NP-S
2015	MRL	ROK	4	3	2.18	11	7	0	0	0	45.1	37	14	11	1	1	7	39	0.97	.219	169	3	2	180	295/260
2016	2 Teams	Minors	2	0	0.85	9	9	0	0	0	42.1	20	4	4	2	3	5	71	0.59	.139	144	0	1	153	591/418
2016	GBO	A(Full)	2	0	0.95	6	6	0	0	0	28.1	9	3	3	2	3	2	48	0.39	.098	92	0	0	98	377/264
2016	FW	A(Full)	0	0	0.64	3	3	0	0	0	14.0	11	1	1	0	0	3	23	1.00	.212	52	0	1	55	214/154
2016	2 Teams	A(Full)	2	0	0.85	9	9	0	0	0	42.1	20	4	4	2	3	5	71	0.59	.139	144	0	1	153	591/418
2018	2 Teams	Minors	7	3	2.10	17	17	1	0	0	90.0	66	21	21	4	6	8	120	0.82	.204	323	2	5	340	1311/909
2018	LE	A(Adv)	4	1	2.24	10	10	0	0	0	52.1	43	13	13	3	4	4	83	0.90	.223	193	0	2	203	777/534
2018	SA	AA	3	2	1.91	7	7	1	0	0	37.2	23	8	8	1	2	4	37	0.72	.177	130	2	3	137	534/375
2019	SD	MLB	9	7	3.33	26	26	0	0	0	140.2	107	58	52	23	6	31	153	0.98	.204	524	1	5	568	2280/1586
2020	SD	MLB	4	5	4.73	12	12	0	0	0	59.0	60	33	31	14	2	12	58	1.22	.262	229	0	6	245	963/628
2021	SD	MLB	7	7	5.07	23	22	0	0	0	108.1	115	67	61	15	1	22	99	1.26	.269	427	2	7	459	1869/1227
Career	MLB	20	19	4.21	61	60	0	0	0	308.0	282	158	144	52	9	65	310	1.13	.239	1180	3	18	1272	5112/3441	
Career	Minors	13	6	1.82	37	33	1	0	0	177.2	123	39	36	7	10	20	230	0.80	.193	636	5	8	673	2197/1587	

WILD CARD

Season	Team	League	W	L	ERA	G	GS	CG	SHO	SV	IP	H	R	ER	HR	HB	BB	SO	WHIP	AVG	AB	WP	GIDP	TBF	NP-S
2020	SD	MLB	0	1	23.14	1	1	0	0	0	2.1	8	6	6	1	0	0	1	3.43	.571	14	0	0	15	46/33

CAREER TRANSACTIONS

OPTIONS USED: 0/3

- 2015 Signed by MIA as an eighth-round selection in the First-Year Player Draft, June 10
- 2016 Acquired by SD from MIA in exchange for Fernando Rodney, June 30



EMILIO PAGÁN

14

**RIGHT-HANDED
PITCHER**

Height: 6-2 Bats: L

Weight: 209 Throws: R

eh-MEE-lee-oh pa-GAHN
@EmilioPagán15
emilio_pagan

Full Name	Emilio Enrique Pagán
Date of Birth	May 7, 1991 in Simpsonville, South Carolina
Current Residence	Charlotte, North Carolina
2022 Opening Day Age	30
MLB Service Time	4.091
MLB Debut	May 3, 2017 vs. LAA (with SEA)
How Obtained	Acquired from TB in exchange for Manuel Margot and Logan Driscoll on February 8, 2020
Contract Status	Signed through 2022

QUICK HITS

- Appeared in 5 of SD's 6 Postseason games in 2020, allowing no runs and just 2 hits and 2 walks. He has now allowed 0 earned runs in 8 of his 9 career postseason outings.
- In 66 games for the Rays in 2019, Pagán led the TB bullpen in saves (20) and SO (96).
- His 0.83 WHIP in 2019 ranked 2nd among all American League relievers (OAK's Yusmeiro Petit 0.81). Owned a career 0.99 WHIP entering the 2021 season.
- Prior to making his ML debut, played for Puerto Rico in the 2017 World Baseball Classic.

2021 SEASON

- Led the SD bullpen with 19 holds and set career highs in appearances (67, T-2nd in SD's pen) and IP (63.1 IP, 4th in SD's pen)...his 4 wins tied his career high from 2019 with TB.
- Earned the winning decision in both of SD's first 2 games and was scoreless across his first 7 appearances of the season from April 1-16 (6.0 IP), allowing just 3 hits.
- Went on to record 3 other scoreless appearances spanning at least 6.0 IP across 6+ appearances, including a season-high 7.1 consecutive scoreless IP across 8 appearances from July 22-Aug. 8.
- The Padres won 7 straight games in which Pagan appeared in from May 5-25, with Pagan going 1-0 with 2 holds, a 2.57 ERA and 0.71 WHIP during that stretch.
- The club won 10 of the final 11 games in which Pagan appeared in to close out the first half, including 10 in a row, from June 17-July 11...he went 1-0 with 5 holds, a 2.45 ERA and 0.91 WHIP over that span.
- Took a 3.31 season ERA into September, but posted a 14.00 ERA (14 ER, 19.0 IP) in his 11 Sept/Oct outings to finish the season with a 4.83 ERA...among all ML pitchers with min. 50.0 IP entering Sept. 1 and 9.0 IP from Sept. 1 to the end of season since 2000, the +1.52 ERA increase was the 4th-highest in the majors, behind only Edwin Jackson in 2017 (+1.88), Luis Perez in 2011 (+1.83) and Austin Gombert in 2018 (+1.67).
- He allowed multiple runs in 5 of his 11 final outings, including a career-high-tying 4 earned runs and 3 HR in

ACCOLADES

Southern League Mid-Season All-Star (2016, Jackson)

Midwest League Mid-Season All-Star (2014, Clinton)

Appalachian League Post-Season All-Star (2013, Pulaski)

his penultimate outing of the campaign on 9/29 @ LAD.

- His 16 HR allowed were the most by any ML reliever in '21, while his 2.27 HR/9 IP ratio was 4th-highest in the NL and 7th-highest in the majors among qualifying pitchers.
- Avoided an IL stint all season long, having only one IL stint in his 5 seasons (9/2-10 in the 2020 season).
- Posted a 3.65 ERA with a .173 opp. AVG at Petco Park as opposed to a 6.49 ERA with a .303 AVG on the road.
- Relied on 3 pitches: 4-Seam Fastball (61%), Cutter (38%) and Changeup (1%)...his 4-seamer had a 2520 rpm spin rate, ranking in the 91st percentile.

2020

- Despite a stint on the 10-day IL (right bicep inflammation), his 22 appearances were 4th-most out of the SD bullpen.
- Over his 1st 11 outings, went 0-1 with 6 holds and a 7.36 ERA while converting 0 of his 4 save opportunities.
- Went scoreless in 10 of his final 11 outings to close out the regular season, posting a 1.64 ERA and .132 opponent clip.
- Posted a season-high 7.0 scoreless inning streak across 7 app. from Aug. 21-Sept. 16, allowing just 2 hits (.087 AVG).
- The Padres were 16-6 in games in which he appeared.
- His blown 5 saves tied with WSH's Daniel Hudson for the most in the majors.
- Relied on 4 pitches: four-seamer (62.3%), cutter (35.5%), curve (1.9%) and sinker (0.3%)...13 of the 14 opposing hits came vs. the four seamer.

POSTSEASON: Appeared in 5 of the Padres' 6 postseason games, allowing 0 runs and 2 hits (.118 AVG) and 2 BB (0.80 WHIP)... tossed scoreless 7th frames in both Wild Card victories vs. STL, earning his 1st career postseason victory in Game 2 and his 2nd postseason hold in Game 3.

2019

- Despite spending the 1st 2 weeks in Triple-A, led the TB bullpen with 20 saves and 96 SO in 66 appearances...set career bests in ERA (2.31), appearances, innings pitched

EMILIO PAGÁN



(70.0), strikeouts, WHIP (0.83) and opponent AVG (.179).

- Recorded the 3rd-highest strikeout total in Rays history for a reliever, behind Ryan Yarbrough (106) in 2018 and Brad Boxberger (104) in 2014...was T-5th among AL relievers.
- Ranked 5th in the AL with 15 saves after the All-Star break.
- Held opponents to a .179 AVG, T-4th-lowest among AL relievers...posted an identical .179 clip to both left-and right-handed batters, yielding 6 HR to both sides.
- His 0.83 WHIP ranked 2nd among AL relievers, trailing only OAK Yusmeiro Petit (0.81).
- Allowed 12 HR, all in 46 appearances from June 11 through season's end, after 0 HR in his first 20 appearances...yielded 25 HR over the 2018-19 seasons, tied with HOU Joe Biagini for most among ML relievers over that span.
- Finished with a 7.38 SO/BB ratio, compared to 3.32 SO/BB with OAK in 2018...had 37 SO and 1 BB in his final 25 app.
- In his 4th appearance with the Rays on April 22 vs. KC, he pitched a perfect 9th inning for his 1st-career save.
- Recorded scoreless streaks of 16 appearances and 17.2 IP from April 21–May 31...was the longest scoreless appearance streak of his career and the longest appearance streak by a Rays pitcher since Steve Cishek (18) from July 29–Sept. 5, 2017.

- On May 7 vs. ARI, struck out the side on 13 pitches (10 strikes) in the 8th inning...became the 2nd pitcher in franchise history to pitch on his birthday and strike out every batter faced, following Brad Boxberger (0.1 IP) on May 27, 2014 at TOR.
- On Aug 29 at HOU, inherited 2-on, 2-out in the 7th inning and his only run allowed in 2.1 IP was a solo homer in the 9th...became the 1st Ray with a traditional save of 7+ outs since Grant Balfour (2.1 IP) on June 11, 2014 vs. STL.

POSTSEASON: Made his 1st-career postseason appearance by retiring both batters faced in the AL Wild Card Game at OAK, ending a 5-1 win...his first 2 appearances in the ALDS against the Astros were scoreless, but he allowed solo homers to Michael Brantley and Jose Altuve in Game 5.

2018

- Made 55 appearances over 3 stints with OAK, his 1st season in the organization...made the Opening Day Roster and made his 3 stints with the big league club.
- Recorded 4 outs-or-more in 15 of his 55 appearances...went at least 2 IP in 10 appearances.
- Was on the OAK roster for the Wild Card Game against NYY but did not pitch.
- Acquired by TB in a 3-team trade with TEX on Dec. 21.

EMILIO PAGÁN



2017

- Made 34 appearances over 4 stints with SEA, including his 1st-career ML action with his ML debut on May 3 vs. LAA.
- Yielded only 8 BB in 50.1 IP for a 1.43 BB/9 IP ratio, ranking 5th among AL relievers...ranked 6th among AL relievers with a 7.00 SO/BB ratio.
- Selected from Tacoma (AAA) on May 2 and made his ML debut the next day vs. LAA...allowed 1 inherited run to score plus 3 runs of his own in 0.1 IP.
- Allowed 5 runs in his 1st 2 appearances but pitched to a 2.45 ERA (13 ER, 47.2 IP) over his final 32 app.
- Went on the paternity list from June 13-16 for the birth of his daughter, Paxtyn...acquired by OAK on Nov. 15..
- Pitched for Puerto Rico in the World Baseball Classic during spring training (2 app., 2.0 IP, 0 runs).

2013-2016

- In **2016**, combined to go 5-3 with a 2.49 ERA (18 ER, 65.0 IP) in 41 appearances between Jackson (AA) and Tacoma (AAA)...ranked 4th among SEA minor leaguers with 10 saves...was named to the Southern League Mid-Season All-Star Team but did not pitch following his June 17 promotion...in **2015**, did not allow an earned run over his final 10 appearances spanning 16.0 IP for Bakersfield(A)...in **2014**, led SEA minor leaguers with 16 saves and was named to the Midwest League Mid-Season All-Star Team...made 8 appearances for the Gigantes de Carolina in the Puerto Rican Winter League...in **2013**, led the Appalachian

League with 12 saves and was promoted to Everett (A) on August 14...his run allowed on August 22 snapped a streak of 22.1 consecutive scoreless IP to begin his career...was named to the APP League Post-Season All-Star team, the only relief pitcher selected.

PERSONAL

- In 2019 with TB, Emilio brought a boom box along for bus and plane rides when the team traveled. Teammates were free to borrow it and play the music of their choice. He personally prefers hip-hop of the 1980s and '90s, house music and Latin music, depending on his mood.
- Was in a play called "The Nifty Fifties" in middle school thanks to his older brother, Javy. A week before the play was set to open, another student dropped out of the production. Javy was in the play, and Emilio was often on hand waiting for him to finish rehearsals, so he was pressed into service and had around three lines. Javy still serves the arts, handling some of the business duties for a theatre in Greenville, S.C.
- Emilio played in the World Baseball Classic for Puerto Rico in 2017. His father, Javier, was born in Puerto Rico. Emilio had not yet made his ML debut and got to be teammates with Yadier Molina, Carlos Beltrán and many others he admired.
- He and his wife, Jordyn, have a daughter, Paxtyn. The family is joined by their Staffordshire terrier and boxer mix named Blaze.



EMILIO PAGÁN CAREER PITCHING

Season	Team	League	W	L	ERA	G	GS	CG	SHO	SV	IP	H	R	ER	HR	HB	BB	SO	WHIP	AVG	AB	WP	GDP	TBF	NP-S
2013	2 Teams	Minors	1	1	1.03	20	0	0	0	12	26.1	17	4	3	1	1	6	35	0.87	.177	96	2	0	105	197/169
2013	PUL	ROK	1	0	0.00	15	0	0	0	12	20.1	9	0	0	1	5	27	0.69	.127	71	1	0	77	148/126	
2013	EVE	A(Short)	0	1	4.50	5	0	0	0	0	6.0	8	4	3	1	0	1	8	1.50	.320	25	1	0	28	49/43
2014	CLI	A(Full)	2	3	2.89	42	0	0	0	16	56.0	43	19	18	4	4	14	62	1.02	.214	201	1	2	226	434/352
2015	BAK	A(Adv)	3	8	2.53	42	0	0	0	8	78.1	63	29	22	5	5	27	88	1.15	.218	289	4	1	326	772/564
2016	2 Teams	Minors	5	3	2.49	41	0	0	0	10	65.0	47	18	18	7	1	29	84	1.17	.197	238	3	3	270	1133/719
2016	JXN	AA	4	1	1.17	18	0	0	0	9	30.2	19	4	4	1	1	11	45	0.98	.170	112	3	0	125	530/348
2016	TAC	AAA	1	2	3.67	23	0	0	0	1	34.1	28	14	14	6	0	18	39	1.34	.222	126	0	3	145	603/371
2017	TAC	AAA	2	1	2.56	23	0	0	0	5	31.2	19	9	9	0	2	8	36	0.85	.171	111	0	1	125	500/326
2017	SEA	MLB	2	3	3.22	34	0	0	0	0	50.1	39	20	18	7	1	8	56	0.93	.212	184	1	2	196	717/494
2018	NAS	AAA	1	0	3.00	5	0	0	0	0	6.0	5	3	2	2	0	0	11	0.83	.208	24	1	0	24	93/65
2018	OAK	MLB	3	1	4.35	55	0	0	0	0	62.0	55	30	30	13	3	19	63	1.19	.230	239	3	1	262	1038/672
2019	DUR	AAA	0	0	0.00	4	1	0	0	2	6.0	2	2	0	0	1	4	10	1.00	.095	21	0	0	26	118/80
2019	TB	MLB	4	2	2.31	66	0	0	0	20	70.0	45	19	18	12	1	13	96	0.83	.179	252	3	2	267	1075/753
2020	SD	MLB	0	1	4.50	22	0	0	0	2	22.0	14	11	11	4	0	9	23	1.05	.182	77	0	2	87	366/231
2021	SD	MLB	4	3	4.83	67	0	0	0	0	63.1	56	35	34	16	2	18	69	1.17	.231	242	0	2	263	1098/718
Career		MLB	13	10	3.73	244	0	0	0	22	267.2	209	115	111	52	7	67	307	1.03	.210	994	7	9	1075	4294/2868
Career		Minors	14	16	2.41	177	1	0	0	53	269.1	196	84	72	19	14	88	326	1.05	.200	980	11	7	1102	3247/2275

WILD CARD

Season	Team	League	W	L	ERA	G	GS	CG	SHO	SV	IP	H	R	ER	HR	HB	BB	SO	WHIP	AVG	AB	WP	GDP	TBF	NP-S
2019	TB	MLB	0	0	0.00	1	0	0	0	0	0.2	0	0	0	0	0	0	1	0.00	.000	2	0	0	2	6/5
2020	SD	MLB	1	0	0.00	3	0	0	0	0	3.0	2	0	0	0	0	2	2	1.33	.182	11	0	0	13	60/39
Career	Multiple	MLB	1	0	0.00	4	0	0	0	0	3.2	2	0	0	0	0	2	3	1.09	.154	13	0	0	15	66/44

DIVISION SERIES

Season	Team	League	W	L	ERA	G	GS	CG	SHO	SV	IP	H	R	ER	HR	HB	BB	SO	WHIP	AVG	AB	WP	GDP	TBF	NP-S
2019	TB	MLB	0	0	7.71	3	0	0	0	0	2.1	5	3	2	2	0	2	1	3.00	.385	13	0	0	15	59/36
2020	SD	MLB	0	0	0.00	2	0	0	0	0	2.0	0	0	0	0	0	0	1	0.00	.000	6	0	0	6	16/12
Career	Multiple	MLB	0	0	4.15	5	0	0	0	0	4.1	5	3	2	2	0	2	2	1.62	.263	19	0	0	21	75/48

POSTSEASON (COMBINED)

Season	Team	League	W	L	ERA	G	GS	CG	SHO	SV	IP	H	R	ER	HR	HB	BB	SO	WHIP	AVG	AB	WP	GDP	TBF	NP-S
2019	TB	MLB	0	0	6.00	4	0	0	0	0	3.0	5	3	2	2	0	2	2	2.33	.333	15	0	0	17	65/41
2020	SD	MLB	1	0	0.00	5	0	0	0	0	5.0	2	0	0	0	0	2	3	0.80	.118	17	0	0	19	76/51
Career	Multiple	MLB	1	0	2.25	9	0	0	0	0	8.0	7	3	2	2	0	4	5	1.38	.219	32	0	0	36	141/92

CAREER TRANSACTIONS

OPTIONS USED: 2/3

2013 Signed by SEA as a 10th-round selection in the First-Year Player Draft, June 12

2017 Acquired by OAK from SEA along with Alexander Campos in exchange for Ryon Healy, November 15

2018 Acquired by TB from OAK along with a Competitive Balance Round A draft selection from OAK as part of a three-team trade in which TEX sent Rollie Lacy and Jurickson Profar to OAK, TB sent Kyle Bird, Brock Burke and Yoel Espinal to TEX, and OAK sent Eli White and cash considerations to TEX, December 21

2020 Acquired by SD from TB in exchange for Manuel Margot and Logan Driscoll, February 8



DREW POMERANZ

Height: 6-5 Bats: R
Weight: 239 Throws: L

@DrewPomeranz
drewpomeranz

15

LEFT-HANDED
PITCHER

Full Name	Thomas Andrew Pomeranz
Date of Birth	November 22, 1988 in Memphis, Tennessee
Current Residence	Collierville, Tennessee
2022 Opening Day Age	33
MLB Service Time	9.013
MLB Debut	September 11, 2011 vs. CIN (with COL)
How Obtained	Signed as a Major League free agent on November 27, 2019
Contract Status	Signed through 2023

QUICK HITS

THE 10.000 CLUB Entered 2022 with 9,013 years of service time. Each day spent on the active roster or injured list earns a player one day of service time (needs 159 days of service at the start of 2022).

GOOD TO BE BACK Re-signed with the Padres as a free agent to a 4-year contract in Nov. 2019 and went scoreless in 41 of his 47 appearances from 2020-21 with a 1.62 ERA, 1.08 WHIP, .184 opp. AVG and 22 holds.

ALMOST PERFECT Did not allow a run until his final regular season outing of 2020 on Sept. 25 at SF, posting and 18.0 scoreless-inning streak across 19 outings to start the campaign.

HAVE A 2ND HALF Acquired by MIL from SF on July 31, 2019. In 25 appearances (1 start) with MIL, owned a 2.39 ERA, struck out 45 batters against 8 walks and owned the highest strikeout rate (45%) of any NL reliever from August 1 through the end of the season (min. 20 IP).

WHAT'S A STAR WITHOUT A STAGE? Named a Padres 2016 All-Star at Petco Park on July 12, 2016. Pitched a scoreless 4th inning with 1 hit allowed.

EARLY RISER Drafted in the 1st round (5th overall) in 2010 by CLE and made his ML debut that same season with COL, his 1st professional season. Split the year with the big league club, Tulsa (AA), Arkansas (AA) and Kinston (A).

2021 SEASON

- Was scoreless in 22 of his 27 appearances out of SD's pen, going 1-0 with a 1.75 ERA (5 ER, 25.2 IP), .211 opp. AVG and 10.52 SO/9 IP ratio.
- Had 3 separate stints on the 10-day IL with left forearm inflammation and a left shoulder impingement before being transferred to the 60-day IL on Aug. 20 after undergoing season-ending surgery to repair a torn flexor tendon.
- Limited LHH to a .156 AVG (5-32) while righties hit .241.
- Had sub-2.00 ERAs at home (1.88) and away (1.59).
- Limited the opposition to a .143 AVG with runners on and a .077 AVG with RISP...held opponents hitless (0-10) with RISP/2 out.
- 21 of his 27 appearances came in the 8th inning, posting a

ACCOLADES

World Series Champion (2018, BOS)

National League All-Star (2016, SD)

- 1.83 ERA and .229 opp. AVG in the frame.
- 18 of his 27 outings came against the NL West, going 1-0 with a 1.54 ERA and .220 opp. AVG.
- Relied on 2 pitches: 4-Seam Fastball (75%) and Curveball (25%)...his fastball spin averaged 93.9 mph and had a 2,507 rpm spin rate (95th percentile)...opponents hit .238 against the 4-Seamer...opponents hit .148 against his curveball.

2020

- Posted an 18.0 scoreless inning streak across 19 appearances to start the season...allowed his first runs in his final outing of 2020 in Game 2 on Sept. 25 @ SF, surrendering a 3-run HR to Wilmer Flores...was the longest scoreless IP streak for SD since Brad Hand in '17 (24.0 IP).
- In terms of IP (18.0), it was the 4th-longest scoreless streak in all of baseball, and in app. (19), it T-1st with CLE James Hoyt.
- The 18.0 scoreless IP also T-2nd longest streak to start a season in SD history (also: Eric Show in '82), behind only John Urrea's 19.0 IP in '81.
- His final outing (9/25 vs. SF) marked just the 2nd time he allowed multiple hits in a single outing in '20 (also: 2 hits on Sept. 9 vs. COL)...he allowed zero hits in 13 outings and 1 hit in his other 5 appearances.
- Among all ML relievers (min. 20 app.), he ranked 6th in H/9 (4.34), T-7th in opp. AVG (.145), 8th in ERA (1.45) and 9th in SO/9 (13.98).
- Limited hitters to a .091 clip (3-33) with runners on, a .133 clip (2-15) with RISP and .200 AVG (2-10) with RISP/2 out.
- Did not allow a hit or a run while converting both of his 2 save opportunities in his 4 regular season app. vs. LAD.
- Relied on 2 pitches: 4-seamer (79.6%) and curve (20.4%)...his 39.7 K% was the highest of his career and his 4-seamer had a 2,474 rpm spin rate, ranking in the 89th percentile.

POSTSEASON: Did not allow an earned run in any of his 5 postseason appearances...appeared in all 3 Wild Card games, securing his 2nd and 3rd career postseason holds in Game 2 and 3...turned in scoreless outings in Game 2 and 3 of the NLDS vs. LAD...has now allowed 0 earned

DREW POMERANZ



runs in 7 of his 9 career Postseason appearances.

2019

- In 46 appearances (18 starts) between SF and MIL, posted a 4.85 ERA (56 ER, 104.0 IP) with 137 SO against 44 BB... his 46 outings were the 2nd most in a single season in his career (most: 53 appearances in 2015).
- Went 2-9 in 21 appearances (17 starts) for SF to begin the season before being acquired by MIL along with RHP Ray Black in exchange for SS Mauricio Dubon on July 31.
- In 25 app. (1 GS) with MIL, owned a 2.39 ERA (7 ER, 26.1 IP), struck out 45 against 8 BB, posted a .176 opp. AVG and owned the highest strikeout rate (45%) of any NL reliever from August 1 through the end of the season (min. 20 IP).
- Held opponents scoreless in 18 of his final 20 outings, posting the 2nd-best ERA (1.33) in the majors from August 17 through the end of the season (min. 20 app.).
- MIL went 18-7 in games in which Pomeranz appeared.

POSTSEASON: Made 1 Postseason appearance, pitching 2.0 perfect innings in the NL Wild Card game against the eventual World Series Champion Washington Nationals.

2018

- In his 2nd full season with BOS, he went 2-6 with a 6.08 ERA (50 ER, 74.0 IP) over 26 outings (11 starts).

- His 1st 11 appearances came as a starter, and he pitched only in relief from August 10 through the remainder of the season...posted a 5.56 ERA over 15 relief appearances.
- Began the season on the 10-day DL with a left forearm flexor strain...made rehab appearances with Pawtucket (AAA) on April 8 and for Portland (AA) on April 13.
- Made his ML season debut on April 20 at OAK and did not receive a decision in BOS' 7-3 win.
- Went on 10-day DL on June 5 due to left biceps tendinitis.
- Activated from the DL on July 24 and made 18 appearances (3 GS) through the remainder of the season.
- Was on BOS' World Series roster but did not appear in a game.

2017

- Went 17-6 with a 3.32 ERA (64 ER, 173.2 IP) in 32 GS during his 1st full season with BOS...set career highs in starts, wins, and IP.
- Posted a 5.29 ERA through his 1st 7 starts but went 14-2 with a 2.84 ERA in his final 25 starts to end the season.
- Allowed 2-or-fewer runs in a ML-leading 23 starts... pitched 5.0+ innings and allowed 2 ER-or-fewer in 20 of his starts, throwing 6.0+ innings in 15 of those.
- Tagged with the loss in only 1 of his 19 starts from May

DREW POMERANZ

20-August 28 (11-1).

- Went 7-3 in 15 road starts...his 3.19 ERA in those outings was the 6th-lowest in the AL...won a career-long 7 consecutive road decisions from May 31-Aug. 28.
- Began the year on the 10-day DL with a left forearm flexor strain...reinstated on April 11 and made his season debut that same day vs. BAL.
- Exited his start on May 14 vs. TB prior to the 4th inning with left triceps tightness (did not miss his next start)... removed from his start on August 18 vs. NYY (back spasms) after throwing 3.1 scoreless innings.
- Started Game 2 of the ALDS at HOU and was saddled with the loss, working 2.0 IP, with 4 ER, 5 hits and 1 SO.

2016

- Split the season between SD and BOS and earned his 1st career All-Star Game nod on July 12 at Petco Park in San Diego, pitching a scoreless 4th...went 11-12 on the season with a 3.32 ERA (63 ER, 170.2 IP), 186 SO, and a .217 opponent AVG over 30 starts and 1 relief appearance.
- Selected by All-Star Manager Terry Collins to replace Noah Syndergaard on the NL All-Star roster at Petco Park in San Diego, his 1st-career selection.
- Ranked among ML leaders in opponent AVG (9th, .217), SO/9.0 IP (10th, 9.81), SO (18th) and ERA (20th).
- Allowed 2 ER-or-fewer in 20 of his 30 starts, including 7 starts with 0 earned runs allowed.
- Made 6 starts with 0 ER and 3-or-fewer hits allowed, which tied for 3rd-most in MLB (behind Clayton Kershaw's 8, Jake Arrieta's 7 and Jeremy Hellickson's 6).
- Ranked among ML leaders on the road with a 2.75 ERA (6th) and a .198 opponent AVG (3rd)...allowed 2-or-fewer runs in 13 of his 16 road starts.
- Acquired by BOS from SD on July 14 in exchange for RHP Anderson Espinoza...at the time of his trade, he led NL starters with a .184 opponent AVG and ranked among ML leaders with a 2.47 ERA (7th) and a .555 opp. OPS (2nd).

POSTSEASON: Pitched in the Postseason for the 1st time in his career...recorded 2.1 scoreless innings of relief in Game 1 of the ALDS at CLE (3 H, BB, 5 SO)...also appeared in relief in Game 3 (1.1 IP, 2 ER).

2015

- Appeared in a career-high 53 games (9 starts) for OAK, going 5-6 with a 3.66 ERA (35 ER, 86.0 IP).
- Posted a 4.63 ERA and a .244 opponent AVG in 9 starts, compared to a 2.61 ERA and .205 opponent AVG in 44 relief outings.
- Placed on the 15-day DL on May 19 with a sprained left AC joint...reinstated on June 3 and moved to the bullpen... missed the final 7 games with an AC joint inflammation... underwent left shoulder surgery on October 21 in Dallas,

performed by Dr. Keith Meister.

2014

- Made his 1st-career Opening Day roster and spent the majority of the season with OAK, posting a 2.35 ERA in 20 ML games (10 GS).
- Went 1-1 with a 1.62 ERA in 10 relief appearances and went 4-3 with a 2.58 ERA in 10 starts.
- Fractured his right wrist June 16 and landed on 15-day DL.

2013

- Worked in 8 games (4 starts) for COL, spending most of the year with Colorado Springs (AAA).
- Began the year with CS and went 8-1 with a 4.20 ERA in 15 starts before being recalled on June 30...ranked 2nd in the Pacific Coast League in wins (8) and strikeouts (132) at the time of his promotion to the ML club.
- Went 0-4 with an 8.10 ERA in 4 starts for COL before being optioned to CS on July 11.

2012

- Made 22 starts for COL in his rookie season, going 2-9 with a 4.93 ERA (53 ER, 96.2 IP)...began the season with Tulsa (AA) before being recalled by COL on April 15... optioned to CS on May 11 after making 5 starts for COL.
- Recalled again on July 1.
- Hit his 1st-career HR on May 7 at SD (Edinson Volquez).

2011

- Made his ML debut with COL in his 1st pro season after being acquired on Aug. 17 to complete a 5-player trade with CLE.
- Named a Carolina League Mid-Season and Post-Season All-Star for Kinston (A).
- Selected to the U.S. Team for the 2011 All-Star Futures Game at Chase Field in Phoenix, Ariz.
- Debuted on September 11 with a start against CIN, working 5.0 shutout innings for his 1st-career win...became the 7th starting pitcher in COL history to win his debut and the 3rd to do so without allowing a run.

DREW POMERANZ



PERSONAL

- Married Carolyn Esserman in November 2016, and the couple had their first child, Tate Andrew, in February 2021.
- Was selected in the 12th round of the 2007 MLB Draft by the Texas Rangers, but he chose to play college for the University of Mississippi. Named a 2005 Freshman All-American, an All-SEC Freshman and Southeastern Conference Pitcher of the Year honors. As a junior, earned All-America honors from the National Collegiate Baseball Writers Association.
- Received the Cellular South Ferriss Trophy (now known as the C Spire Ferriss Trophy) in 2010, which is awarded annually to Mississippi's top collegiate baseball player.
- His older brother, Stuart, was signed by STL as a 2nd-round selection of the 2003 First-Year Player Draft. His father, Mike, lettered 4 years at Ole Miss. His uncle, Pat, also lettered 4 years at Ole Miss and was selected by CWS in the 18th round of the 1983 First-Year Player Draft.
- Went 20-6 at Collierville High School (TN) with 11 saves, a 2.21 ERA, and 312 strikeouts in 181.0 IP.
- Pitched for the United States Collegiate National Team in the 2009 World Baseball Challenge. Threw a 1-hitter in the Championship game against the German National team. Finished the 2009 World Baseball Challenge with a 4-1 record, a 1.75 ERA and a team-leading 48 SO.

DREW POMERANZ CAREER PITCHING

Season	Team	League	W	L	ERA	G	GS	CG	SHO	SV	IP	H	R	ER	HR	HB	BB	SO	WHIP	AVG	AB	WP	GDP	TBF	NP-S
2011	3 Teams	Minors	4	3	1.78	20	20	0	0	0	101.0	68	26	20	3	1	38	119	1.05	.189	359	6	4	402	917/675
2011	TUL	A(Adv)	3	2	1.87	15	15	0	0	0	77.0	56	22	16	2	1	32	95	1.14	.202	277	6	4	313	624/474
2011	TUL	AA	1	0	0.00	2	2	0	0	0	10.0	2	0	0	0	0	7	0.20	.063	32	0	0	32	124/86	
2011	AKR	AA	0	1	2.57	3	3	0	0	0	14.0	10	4	4	1	0	6	17	1.14	.200	50	0	0	57	169/115
2011	2 Teams	AA	1	1	1.50	5	5	0	0	0	24.0	12	4	4	1	0	6	24	0.75	.146	82	0	0	89	293/201
2011	COL	MLB	2	1	5.40	4	4	0	0	0	18.1	19	11	11	0	1	5	13	1.31	.271	70	1	2	77	266/164
2012	2 Teams	Minors	4	4	2.31	10	10	0	0	0	50.2	56	23	13	2	1	21	50	1.52	.271	207	1	8	231	915/586
2012	TUL	AA	0	0	0.00	1	1	0	0	0	4.0	4	0	0	0	1	1	4	1.25	.235	17	1	0	19	77/48
2012	COL	AAA	4	4	2.51	9	9	0	0	0	46.2	52	23	13	2	0	20	46	1.54	.274	190	0	8	212	838/538
2012	COL	MLB	2	9	4.93	22	22	0	0	0	96.2	97	57	53	14	4	46	83	1.48	.261	372	8	4	434	1702/1040
2013	2 Teams	Minors	8	2	4.65	16	16	0	0	0	91.0	93	47	47	8	3	34	101	1.40	.266	349	3	7	393	1593/1019
2013	TUL	AA	0	1	11.81	1	1	0	0	0	5.1	10	7	7	2	0	1	5	2.06	.400	25	0	0	27	105/70
2013	COL	AAA	8	1	4.20	15	15	0	0	0	85.2	83	40	40	6	3	33	96	1.35	.256	324	3	7	366	1488/949
2013	COL	MLB	0	4	6.23	8	4	0	0	0	21.2	25	15	15	4	1	19	19	2.03	.301	83	0	5	105	417/251
2014	SAC	AAA	3	1	3.69	8	8	0	0	0	46.1	45	19	19	6	0	17	54	1.34	.260	173	2	3	194	738/465
2014	OAK	MLB	5	4	2.35	20	10	0	0	0	69.0	51	22	18	7	1	26	64	1.12	.204	250	0	10	278	1138/711
2015	STK	A(Adv)	0	0	0.00	1	0	0	0	0	2.0	0	0	0	0	0	3	0.00	.000	6	0	0	6	23/16	
2015	OAK	MLB	5	6	3.66	53	9	0	0	3	86.0	71	44	35	8	3	31	82	1.19	.226	314	2	8	357	1442/915
2016	BOS	MLB	3	5	4.59	14	13	0	0	0	68.2	70	35	35	14	0	24	71	1.37	.262	267	3	6	292	1143/727
2016	SD	MLB	8	7	2.47	17	17	0	0	0	102.0	67	30	28	8	1	41	115	1.06	.184	364	7	4	411	1698/1064
2016	2 Teams	MLB	11	12	3.32	31	30	0	0	0	170.2	137	65	63	22	1	65	186	1.18	.217	631	10	10	703	2841/1791
2017	BOS	MLB	17	6	3.32	32	32	0	0	0	173.2	166	69	64	19	4	69	174	1.35	.252	659	6	23	740	3080/1924
2018	2 Teams	Minors	1	2	5.04	6	6	0	0	0	25.0	20	14	14	8	0	16	16	1.44	.222	90	1	4	106	434/262
2018	POR	AA	1	0	3.38	1	1	0	0	0	5.1	4	2	2	1	0	3	4	1.31	.211	19	0	1	22	86/53
2018	PAW	AAA	0	2	5.49	5	5	0	0	0	19.2	16	12	12	7	0	13	12	1.47	.225	71	1	3	84	348/209
2018	BOS	MLB	2	6	6.08	26	11	0	0	0	74.0	87	53	50	12	4	44	66	1.77	.297	293	4	9	344	1447/877
2019	MIL	MLB	0	1	2.39	25	1	0	0	2	26.1	16	7	7	4	0	8	45	0.91	.176	91	0	2	100	437/298
2019	SF	MLB	2	9	5.68	21	17	0	0	0	77.2	89	51	49	17	4	36	92	1.61	.285	312	1	5	355	1519/950
2019	2 Teams	MLB	2	10	4.85	46	18	0	0	2	104.0	105	58	56	21	4	44	137	1.43	.261	403	1	7	455	1956/1248
2020	SD	MLB	1	0	1.45	20	0	0	0	4	18.2	9	3	3	1	0	10	29	1.02	.145	62	0	2	73	323/205
2021	SD	MLB	1	0	1.75	27	0	0	0	0	25.2	19	6	5	2	0	10	30	1.13	.211	90	1	3	102	430/278
Career		MLB	48	58	3.91	289	140	0	0	9	858.1	786	403	373	110	23	369	883	1.35	.244	3227	33	83	3668	15042/9404
Career		Minors	20	12	3.22	61	60	0	0	0	316.0	282	129	113	27	5	126	343	1.29	.238	1184	13	26	1332	4620/3023

DREW POMERANZ

WILD CARD

Season	Team	League	W	L	ERA	G	GS	CG	SHO	SV	IP	H	R	ER	HR	HB	BB	SO	WHIP	AVG	AB	WP	GIDP	TBF	NP-S
2019	MIL	MLB	0	0	0.00	1	0	0	0	0	2.0	0	0	0	0	0	0	2	0.00	.000	6	0	0	6	30/19
2020	SD	MLB	0	0	0.00	3	0	0	0	0	3.0	1	2	0	0	1	1	2	0.67	.125	8	0	0	12	49/29
Career	Multiple	MLB	0	0	0.00	4	0	0	0	0	5.0	1	2	0	0	1	1	4	0.40	.071	14	0	0	18	79/48

DIVISION SERIES

Season	Team	League	W	L	ERA	G	GS	CG	SHO	SV	IP	H	R	ER	HR	HB	BB	SO	WHIP	AVG	AB	WP	GIDP	TBF	NP-S
2016	BOS	MLB	0	0	4.91	2	0	0	0	0	3.2	4	2	2	1	0	2	7	1.64	.286	14	0	0	17	81/49
2017	BOS	MLB	0	1	18.00	1	1	0	0	0	2.0	5	4	4	2	0	1	1	3.00	.455	11	0	0	12	47/30
2020	SD	MLB	0	0	0.00	2	0	0	0	0	1.0	2	0	0	0	0	2	2	4.00	.500	4	0	0	7	32/17
Career	Multiple	MLB	0	1	8.10	5	1	0	0	0	6.2	11	6	6	3	0	5	10	2.40	.379	29	0	0	36	160/96

POSTSEASON (COMBINED)

Season	Team	League	W	L	ERA	G	GS	CG	SHO	SV	IP	H	R	ER	HR	HB	BB	SO	WHIP	AVG	AB	WP	GIDP	TBF	NP-S
2016	BOS	MLB	0	0	4.91	2	0	0	0	0	3.2	4	2	2	1	0	2	7	1.64	.286	14	0	0	17	81/49
2017	BOS	MLB	0	1	18.00	1	1	0	0	0	2.0	5	4	4	2	0	1	1	3.00	.455	11	0	0	12	47/30
2019	MIL	MLB	0	0	0.00	1	0	0	0	0	2.0	0	0	0	0	0	0	2	0.00	.000	6	0	0	6	30/19
2020	SD	MLB	0	0	0.00	5	0	0	0	0	4.0	3	2	0	0	1	3	4	1.50	.250	12	0	0	19	81/46
Career	Multiple	MLB	0	1	4.63	9	1	0	0	0	11.2	12	8	6	3	1	6	14	1.54	.279	43	0	0	54	239/144

ALL STAR

Season	Team	League	W	L	ERA	G	GS	CG	SHO	SV	IP	H	R	ER	HR	HB	BB	SO	WHIP	AVG	AB	WP	GIDP	TBF	NP-S
2016	NL	MLB	0	0	0.00	1	0	0	0	0	1.0	1	0	0	0	0	0	0	1.00	.250	4	0	0	4	NA

CAREER TRANSACTIONS

OPTIONS USED: 3/3

- 2010 Signed by CLE as a first-round (fifth overall) selection in the First-Year Player Draft, August 16
- 2011 Acquired by COL from CLE as the player to be named later from a July 30, 2011 trade that sent a PTBNL (Pomeranz), Joe Gardner, Matt McBride and Alex White to COL in exchange for Ubaldo Jiménez, August 16
- 2013 Acquired OAK from COL in exchange for Brett Anderson, December 10
- 2015 Acquired by SD from OAK along with Jose Torres and a PTBNL (Jabari Blash) in exchange for Mark Rzepczynski and Yonder Alonso, December 2
- 2016 Acquired by BOS from SD in exchange for Anderson Espinoza, July 14
- 2019 Signed by SF as a Major League free agent, January 23
- Acquired by MIL from SF along with Ray Black in exchange for Mauricio Dubon, July 31
- Signed by SD as a Major League free agent, November 27



JURICKSON PROFAR



Height: 6-0 Bats: S
Weight: 201 Throws: R

@juricksonprofar
 profarjurickson

10
**INFIELDER/
OUTFIELDER**

Full Name	Jurickson Barthelomeus Profar
Date of Birth	February 20, 1993 in Willemstad, Curacao
Current Residence	Willemstad, Curacao
2022 Opening Day Age	29
MLB Service Time	7:165
MLB Debut	September 2, 2012 @ CLE (with TEX)
How Obtained	Acquired from OAK in exchange for Austin Allen and a PTBNL (Buddy Reed) on December 2, 2019
Contract Status	Signed as a Major League free agent through 2023 (player option following 2022 and a mutual option for 2024) on January 27, 2021

QUICK HITS

STAY AWHILE, WHY DON'T YA On January 27, 2021, signed by SD to a 3-year contract through the 2023 season which includes player options following both the 2021 and 2022 seasons and a mutual option for 2024.

PLAYOFF PROFAR In 8 career playoff games (2012 with TEX, 2019 with OAK and 2020 with SD), he is a career .350 (7-for-20) hitter.

SUCCESSFUL SWIPING Has converted 36 of his 43 stolen base attempts since 2018, the 7th-highest conversion rate in the majors over that span (min. 40 attempts).

HISTORICAL Homered in his 1st-career PA in his MLB debut on Sept. 2, 2012 @ CLE (with TEX) to become just the 3rd teenager since 1876 to hit a HR in his 1st-career ML AB, the 2nd-youngest, and the youngest in the AL.

REPRESENTING Played for Netherlands in the 2013 and 2017 World Baseball Classic and was selected to back-to-back Futures Games for the World Team in 2011-12.

WAY BACK WHEN Led Curaçao to the Little League World Series title in 2004 and to the title game in 2005.

2021 SEASON

- In January of 2021, agreed to a 3-year contract (with player options following each season, including a mutual option for 2024)...in 137 games with San Diego, hit .227 with a .329 OBP, 80 hits, 12 doubles, 2 triples, and 4 home runs.
- Made 2 stints on the Injured List, first on May 11 due to health and safety protocols and then on August 6.
- Was 1 of 5 Padres with double-digit stolen bases (10).
- In the month of August, he hit .338 (25-for-74) with 7 2B, 1 3B, 2 HR, 12 RBI and 11 walks for a .437 OBP, .541 SLG and .977 OPS...his .338 clip in that time led the team and ranked 4th in the Majors (min. 85 plate appearances).
- The switch-hitter batted .247 (68-for-275) as a left-handed batter and .154 (12-for-78) as a right-handed batter...27 of his 33 RBI were as a left-handed batter.
- Played 5 positions: left field (36 games, 28 starts), center field (20 games, 19 starts), right field (29 games, 24 starts), first base (20 games, 12 starts), and second base (10 games, 6 starts).

ACCOLADES

Arizona Fall League Rising Stars/All-Prospect Team (2015)

Baseball America Double-A All-Star (2013, Frisco)

Futures Game Selection (2011 & 2012)

MiLB.com Organization All-Star (2011 & 2012, TEX)

Baseball America Minor League All-Star (2011, '12)

Texas League Mid-Season All-Star (2012, Frisco)

Post-Season All-Star (2011 SA League & 2012 TEX League)

MiLB.com Class-A Best Hitter of the Year (2011)

Baseball America Low Class A All-Star (2011)

South Atlantic League MVP (2011, Hickory)

- In 600.1 innings played in the outfield, committed 3 errors in 127 total chances with 4 outfield assists.

2020

- Set career highs in AVG (.278) and OBP (.343), posting 6 2B, 7 HR, 25 RBI and 28 runs scored in 56 games played.
- Was successful in 7 of his 8 stolen base attempts (88%).
- Set career highs in AVG (.275) and OBP (.343)...his 412 pitches/PA ranked 3rd on the team behind Jason Castro (4.23) and Trent Grisham (4.14).
- Started at 2B on Opening Day and made 13 app. at 2B in his 1st 14 games of the season (12 GS)...after Eric Hosmer returned from the IL on Aug. 8 and Jake Cronenworth moved to 2B, Profar played primarily in LF.
- From Aug. 10 until the end of the season, he played 36 games in LF (32 GS), 4 G at 2B (all starts), and 1 G in CF (started in CF in Game 60...was his 1st career app. in CF).
- Hit just .081 in his 1st 11 games of the campaign, but from August 7 until the end of the season, he hit .329 (47-for-143) with 6 2B, 6 HR and 22 RBI...his .329 clip in that time ranked 2nd on the Padres behind just Manny Machado's .333 AVG...hit .125 in July, .256 in Aug., and .351 in Sept.
- Had a 11-game hit streak from Sept. 10-25, batting .429 in that time...it was his longest hitting spree since his career-long 13-game streak in 2016...also posted a career-long-tying 16-game on-base streak from Sept. 5-25 (.439 OBP).

JURICKSON PROFAR



- Led the Padres in AVG from Sept. 10 until the season's end...reached base via H/BB/HBP in 18 of his last 19 G.

POSTSEASON: In his 3rd-career Postseason performance, played in all 6 of the Padres playoff games, batting .571 (4-for-7) in the Wild Card Series vs. STL before going 0-for-8 in the NLDS vs. LAD.

- Before 2020, had made just 2 appearances in the Postseason and all of them have been in Wild Card games (2012 with TEX and 2019 with OAK).

2019

- Hit a career-high tying 20 home runs for the 2nd consecutive season in his 1st year with OAK, batting .218 (100-for-459) with 24 2B, 2 3B, 67 RBI and 65 runs scored.
- Hit .305 (32-for-105) against LHP compared to .192 (68-for-354) against RHP...but 17 of his 20 HR came against RHP.
- Started a team-leading 115 games at 2B and made 13 errors, which were 3rd-most among AL 2B.
- 8 of the errors came over his 1st 28 games (.938 fielding %)...had 5 over his final 96 games (.986) with a .973 fielding % overall.
- Ranked 3rd among AL 2B in games (124), total chances (479) and putouts (221) and T-3rd in double plays (63).
- Hit 18 of his 20 home runs as a 2B, which ranked 4th among AL 2B...fell 1 HR short of the franchise record for HR by a 2B (19 by Mark Ellis in 2007).
- Hit .215 at home and .221 on the road...hit .212 with 10 HR in 80 games before the All-Star Break and .228 with 10 HR in 59 games after the break.

- Acquired by SD on Dec. 2, 2019 from OAK in exchange for Austin Allen and a PTBNL or cash considerations (OF Buddy Reed).

2018

- Had career highs in nearly every offensive category as he batted .254 with 20 HR and 77 RBI in 146 games...added 35 2B and was a perfect 10-for-10 in SB.
- Was 1 of just 5 players in the AL to post minimums of 35 2B, 20 HR, 75 RBI and 10 SB, joining Mookie Betts, Alex Bregman, Francisco Lindor and Jose Ramirez.
- Was the 5th player ever to appear in 10-or-more games at 1B, 2B, 3B and SS and hit 20 HR.
- Had 2 different games with 3 HBP...the only other player since 1908 with multiple games of 3+ HBP in a season was Reed Johnson for the 2006 Blue Jays (also 2 games).
- Started games at every spot in the order except 9th.
- His 25 errors were most in MLB (13 at SS, 11 at 3B, 1 at 2B).
- Acquired by OAK on Dec. 21.

2017

- Made the Rangers Opening Day roster and had 3 stints with TEX (Opening Day-April 29, June 9-15, July 5-7).
- Hit .172/.294/.207/.501 in 22 games after going 5-for-10 in his last 3 games with the Rangers.
- Spent the majority of the season with Round Rock (AAA), batting .287/.383/.428/.811 in 87 G.



- Played for Netherlands in the 2017 World Baseball Classic... wasn't selected to All-Tournament Team, despite batting .464 (13-for-28) with a 1.266 OPS.

2016

- Returned to the majors for the 1st time since 2013 and hit .239 in 90 games with TEX.
- Was 1 of just 2 players to start at least 5 games at 5 different positions, along with HOU Marwin Gonzalez.
- Homered on May 31 vs. CLE, his 1st HR in the majors since Sept. 26, 2013 vs. LAA when he was 20 years old...was the 2nd player in the last 25 years to homer at age 20-or-younger and not hit his next ML long ball until at least age 23 (also: SEA Chris Snelling).
- Was on the Rangers ALDS roster but did not play.

2015

- Spent the entire season on the 60-day DL following right shoulder surgery to repair a torn labrum on Feb. 23...spent the year rehabbing and then combined to hit .256 on a 12-game rehab assignment with Hickory (A) and Frisco (AA).

2014

- Entered the season attempting to win a job as the starting 2B, but was on the DL the entire season with a torn teres major muscle in his right shoulder...had issues with his shoulder begin during a spring weight lifting session, then suffered the original torn muscle during a spring training game on March 21 vs. MIL in Surprise.
- After resting the injury for several weeks, began to bat in extended Spring games in Arizona...reinjured the shoulder in late May and was shut down for another period.
- A late-season plan to play in the AFL was scrapped when issues with the muscle continued...saw specialists Dr. James Andrews and Dr. Neal ElAttrache.

2013

- Started the campaign at RRK, but was recalled May 19 when Ian Kinsler went on the DL...subbed as the club's regular 2B for a month while Kinsler was on DL before finishing the season in a utility role.
- Led off the game on May 26 at SEA with a HR in what was his 1st career start in the leadoff spot...became the 5th-youngest player (20 years, 95 days) to hit a leadoff HR in ML history and was the youngest since Lou Klimchok (18.348) of the Kansas City A's on Sept. 28, 1958 @ CHC.
- Hit his 1st-career walk-off HR Sept. 26 vs. LAA as a PH...joined PHI's Jimmie Foxx (May 14, 1928 vs. CLE) as the only players in ML history with a PH, walk-off HR before 21.
- Selected by *Baseball America* as the Rangers' top prospect following the season for a 2nd straight year.

- Near the end of 2013 spring training, the Curaçao native was added to The Netherlands roster for the semifinals of the World Baseball Classic.

2012

- Spent most of the season with Frisco (AA)...called up to TEX for the season's final month...was on the club's postseason roster, appearing in the AL Wild Card Game.
- Had contract selected from FRI on Aug. 31 and joined the big league club the following day in CLE.
- Debuted on Sept. 2 at CLE with start at 2B, a late addition to the lineup after Ian Kinsler was scratched with lower back stiffness and Michael Young lobbied for Profar to play...went 2-for-4 with a HR and a 2B in his ML debut that day...homered in his 1st-career PA to become just the 3rd teenager since 1876 to hit a HR in his 1st-career ML at-bat, the 2nd-youngest to do it, and the youngest in the AL.
- Was the 1st teenage switch-hitter to homer in MLB since Cardinals' Dick Schofield on Aug. 26, 1953 at New York (18 years, 231 day)...the previous teenage SH to homer in the AL: Mickey Mantle on Sept. 19, 1951 vs. CHC (19, 334).
- Had a PH single in the Wild Card Game vs. BAL to load the bases with 2 outs in the 9th, becoming the 6th teenager with a postseason hit, the 1st since Andruw Jones for ATL in 1996...also was the 8th-youngest player ever to appear in the postseason, the youngest since Jones in '96.
- Selected to *Baseball America's* Minor League All-Star Team for the 2nd straight year...named the Texas League's best defensive SS in the same publication's annual tools survey.
- Named to the TL Postseason All-Star Team...was the youngest Double-A player.
- Had a 50-game on-base streak from April 7 to June 2, the longest of any minor leaguer in 2012.

2010-2011

- Spent the entire **2011** campaign with Hickory (Low-A) as 1 of the youngest players in the South Atlantic League throughout the season and was honored as the organization's Tom Grieve Minor League Player of the Year...tabbed as SAL MVP and *Baseball America's* Low-A Player of the Year...voted by BA as the shortstop on its First Team Minor League All-Star team, and as the best defensive SS and best INF arm by *Baseball America*.
- Spent his 1st professional season in **2010** with Spokane (A)...T-2nd in the Northwest League in doubles (19) and had a team-high 4 RBI over 5 games in the NWL playoffs.

PERSONAL

- Rated as the 15th-best international free agent in 2009 by *Baseball America*. Also drew interest from clubs as a pitcher.

JURICKSON PROFAR

JURICKSON PROFAR CAREER BATTING

Season	Team	League	AVG	G	AB	R	H	2B	3B	HR	RBI	BB	SO	SB	CS	OBP	SLG	OPS	PA	HBP	SAC	SF	GIDP
2010	SPO	A(Short)	.250	63	252	42	63	19	0	4	23	28	46	8	3	.323	.373	.696	288	0	6	2	8
2011	HIC	A(Full)	.286	115	430	86	123	37	8	12	65	65	63	23	9	.390	.493	.883	516	11	6	4	7
2012	FRI	AA	.281	126	480	76	135	26	7	14	62	66	79	16	4	.368	.452	.820	562	5	2	9	11
2012	TEX	MLB	.176	9	17	2	3	2	0	1	2	0	4	0	0	.176	.471	.647	17	0	0	0	1
2013	RR	AAA	.278	37	144	27	40	7	2	4	19	21	24	6	1	.370	.438	.808	166	0	1	0	3
2013	TEX	MLB	.234	85	286	30	67	11	0	6	26	26	63	2	4	.308	.336	.644	324	5	6	1	1
2015	2 Teams	Minors	.256	12	43	2	11	2	0	1	6	2	11	0	0	.298	.372	.670	47	1	0	1	0
2015	HIC	A(Full)	.273	9	33	2	9	1	0	1	5	1	9	0	0	.314	.394	.708	35	1	0	0	0
2015	FRI	AA	.200	3	10	0	2	1	0	0	1	1	2	0	0	.250	.300	.550	12	0	0	1	0
2016	RR	AAA	.284	42	169	28	48	9	0	5	26	16	26	4	3	.356	.426	.782	189	3	1	0	5
2016	TEX	MLB	.239	90	272	35	65	6	3	5	20	30	61	2	1	.321	.338	.659	307	3	2	0	7
2017	RR	AAA	.287	87	327	50	94	25	0	7	45	43	33	5	0	.383	.428	.811	383	8	4	1	9
2017	TEX	MLB	.172	22	58	8	10	2	0	0	5	9	14	1	1	.294	.207	.501	70	1	2	0	0
2018	TEX	MLB	.254	146	524	82	133	35	6	20	77	54	88	10	0	.335	.458	.793	594	12	0	4	9
2019	OAK	MLB	.218	139	459	65	100	24	2	20	67	48	75	9	1	.301	.410	.711	518	8	0	3	12
2020	SD	MLB	.278	56	180	28	50	6	0	7	25	15	28	7	1	.343	.428	.771	202	4	1	2	1
2021	ELP	AAA	.100	3	10	1	1	0	0	0	0	4	1	0	0	.357	.100	.457	14	0	0	0	0
2021	SD	MLB	.227	137	353	47	80	17	2	4	33	49	65	10	5	.329	.320	.649	412	6	1	2	12
Career		MLB	.236	684	2149	297	508	103	13	63	255	231	398	41	13	.320	.384	.704	2444	39	12	12	43
Career		Minors	.278	485	1855	312	515	125	17	47	246	245	283	62	20	.367	.439	.806	2165	28	20	17	43

WILD CARD

Season	Team	League	AVG	G	AB	R	H	2B	3B	HR	RBI	BB	SO	SB	CS	OBP	SLG	OPS	PA	HBP	SAC	SF	GIDP
2012	TEX	MLB	1.000	1	1	0	1	0	0	0	0	0	0	0	0	1.000	1.000	2.000	1	0	0	0	0
2019	OAK	MLB	.500	1	4	0	2	0	0	0	0	0	1	0	0	.500	.500	1.000	4	0	0	0	0
2020	SD	MLB	.571	3	7	1	4	0	0	0	0	0	1	0	0	.571	.571	1.143	7	0	0	0	0
Career	Multiple	MLB	.583	5	12	1	7	0	0	0	0	0	2	0	0	.583	.583	1.167	12	0	0	0	0

DIVISION SERIES

Season	Team	League	AVG	G	AB	R	H	2B	3B	HR	RBI	BB	SO	SB	CS	OBP	SLG	OPS	PA	HBP	SAC	SF	GIDP
2020	SD	MLB	.000	3	8	0	0	0	0	0	0	0	1	0	0	.000	.000	.000	8	0	0	0	0

POSTSEASON (COMBINED)

Season	Team	League	AVG	G	AB	R	H	2B	3B	HR	RBI	BB	SO	SB	CS	OBP	SLG	OPS	PA	HBP	SAC	SF	GIDP
2012	TEX	MLB	1.000	1	1	0	1	0	0	0	0	0	0	0	0	1.000	1.000	2.000	1	0	0	0	0
2019	OAK	MLB	.500	1	4	0	2	0	0	0	0	0	1	0	0	.500	.500	1.000	4	0	0	0	0
2020	SD	MLB	.267	6	15	1	4	0	0	0	0	0	2	0	0	.267	.267	.533	15	0	0	0	0
Career	Multiple	MLB	.350	8	20	1	7	0	0	0	0	0	3	0	0	.350	.350	.700	20	0	0	0	0

CAREER TRANSACTIONS

OPTIONS USED: 3/3

- 2009** Signed by the Texas Rangers as a international free agent, July 2
- 2018** Acquired by OAK from TEX as part of a three-team trade in which OAK sent Eli White and international slot money to TEX and Emilio Pagán and the A's Competitive Balance Round A pick in the 2019 First-Year Player Draft to TB, December 21
- 2019** Acquired by SD from OAK in exchange for Austin Allen and a PTBNL (Buddy Reed), December 2
- 2021** Acquired by SD as a Major League free agent, January 27



WEBSTER RIVAS

NRI



Height: 6-2 Bats: R
Weight: 235 Throws: R

48

CATCHER

REE-vahs
weby_08

Full Name	Webster Julian Rivas
Date of Birth	August 8, 1990 in Nagua, Dominican Republic
Current Residence	Nagua, Dominican Republic
2022 Opening Day Age	31
MLB Service Time	0.066
MLB Debut	May 28, 2021 @ HOU (with SD)
How Obtained	Signed as a minor league free agent on December 14, 2021
Contract Status	Signed through 2022

QUICK HITS

- Has played for 3 organizations, all of which have their ML club rooted in Southern California: LAD (2010-15), LAA (2016) and SD (2017-present).
- With C Austin Nola going on the 10-day IL on May 28 last season, the Padres selected his contract, and he made his Major League debut @ Houston after playing parts of 11 minor league seasons and 562 minor league games.
- In his 2nd-career MLB appearance on May 30 @ HOU, recorded his 1st MLB hit with a HR in the 5th off HOU's Zack Greinke...he was the 1st Padre to homer for his 1st MLB hit since Jorge Oñá on September 10, 2020 vs. SF.
- Has played each of the last 9 seasons in the Dominican Winter League (2013-2021).

2021 SEASON

- With C Austin Nola going on the 10-day IL on May 28, the Padres selected his contract, and he made his Major League debut @ Houston after playing parts of 11 minor league seasons and 562 minor league games....started in the 8 spot in the order and caught Dinelson Lamet.
- Appeared in 24 total games, batting .221 (15-for-24) with 2 doubles, 2 home runs, 4 RBI, 8 walks, and 8 runs scored.
- Played in 52 G for Triple-A El Paso, batting .252 (41-for-163) with 8 doubles, 5 HR, 15 RBI, and 22 BB for a .339 OBP.
- In his 2nd-career MLB appearance on May 30 @ HOU, recorded his 1st MLB hit with a home run in the 5th off HOU's Zack Greinke...he was the 1st Padre to homer for his 1st MLB hit since Jorge Oñá on September 10, 2020 vs. SF.
- Was optioned to El Paso on July 22 and recalled to San Diego on Sept. 24 for his 2nd stint on the big league roster.
- Made 20 starts, batting .219 (14-for-64) in those games.. appeared in 24 games behind the plate with 20 starts, and he did not allow a passed ball or commit an error in 168.2 innings...caught 4 runners stealing in 15 SB attempts.
- After his 1st-career hit on May 28 @ HOU went for a home run, hit his 2nd HR in the 9th on July 4 @ PHI.

WEBSTER RIVAS MLB CATCHING

Season	Team	PCT	G	GS	INN	TC	PO	A	E	DP	PB	SB	CS	SB%
2021	SD	1.000	24	20	168.2	161	152	9	0	1	0	11	4	.733
Career	SD	1.000	24	20	168.2	161	152	9	0	1	0	11	4	.733

2020

- Spent the season at the Padres' alternate training site as part of the club's 60-man player pool...did not appear on the active roster during the season.

2019

- Split the campaign between El Paso (AAA) and Amarillo (AA), slashing .281/.371/.420 in 69 games and setting career highs in HR (6), RBI (36), BB (30), AVG (.281), OBP (.371), SLG (.488) and OPS (.791).
- Began the season with AMA and played in 30 games for the Sod Poodles, batting .264 (28-for-106).
- Enjoyed a season-high 8-game hit streak with AMA from May 12-25, going 9-for-31 with 5 runs, 1 2B, 1 HR and 9 RBI.
- Promoted to ELP on June 4 and played 39 G for the Chihuahuas, with the team going 26-13 in games in which he appeared...hit .296 (37-for-125) for ELP with a .405 OBP.
- Played for the Gigantes Del Cibao in the Dominican Winter League, batting .204 (10-for-49) in 17 G.

2018

- Spent the entire season with San Antonio (AA), hitting .276 over 57 games with 12 XBH and 23 RBI.
- Hit .295 (28-for-95) over 25 games prior to the All-Star break and .262 (32-for-122) in the 2nd half.
- Played 37 games at catcher, recording a .991 fielding %... played 15 games at 1B with a .992 fielding %.
- Contributed to SA's postseason run with 4 hits and 6 RBI.
- Following the season, played in 19 games for the Gigantes del Cibao in the Dominican Winter League.

2017

- Split the campaign between Fort Wayne (A) and San Antonio (AA), playing in a combined 62 games with a .268 AVG (55-for-205) and 12 2B, 1 3B, 2 HR and 30 RBI.
- Hit .296 (16-for-54) vs. RHR and went 0-for-15 vs. LHP.

WEBSTER RIVAS

NRI

- Began the season with FW...assigned to SA on June 6.
- Made 3 pitching app. for FW, allowing 1 ER on 4 hits and 1 BB in 2.1 IP with 3 SO...also played 1.0 inning at 3B.

2016

- Split the season between Burlington (A), Inland Empire (A) and Salt Lake City (AAA)...missed parts of the season while on the DL from July 24-Aug. 4 and Aug. 7-Sept. 2.

2015

- Played in a combined 71 games between Great Lakes (A), Tulsa (AA), Rancho Cucamonga (A) and Oklahoma City (AAA), hitting .270 with 15 XBH and 17 RBI.

- Following the season, hit .381 with 3 RBI over 9 games with the Gigantes of the Dominican Winter League.

2010-2014

- Played the entire **2014** season with Great Lakes (A), recording career highs in games (91), AB (319), hits (81), total bases (118), 2B (18), HR (5) and BB (23)...split the **2013** campaign between Rancho Cucamonga (A) and Great Lakes (A), playing in a combined 46 games with a .233 AVG...played in 7 G for the AZL Dodgers (R) in **2012**, recording 5 hits in 24 AB...played in 55 G in **2011** with the DSL Dodgers (R), recording career highs in runs (26), AVG (.279), OBP (.367), SLG (.384) and OPS (.751)...made his professional debut in **2010** with the DSL Dodgers (R), playing in 59 G with 16 2B, 1 3B, 1 HR, 34 RBI and 23 runs.

WEBSTER RIVAS CAREER BATTING

Season	Team	League	AVG	G	AB	R	H	2B	3B	HR	RBI	BB	SO	SB	CS	OBP	SLG	OPS	PA	HBP	SAC	SF	GIDP
2010	DSL DOD	ROK	.246	59	211	23	52	16	2	1	34	12	12	3	2	.307	.355	.662	239	9	1	6	5
2011	DSL DOD	ROK	.279	55	172	26	48	10	1	2	23	22	24	0	4	.367	.384	.751	198	2	2	0	2
2012	DOD	ROK	.208	7	24	1	5	0	0	0	1	2	7	0	0	.296	.208	.504	27	1	0	0	1
2013	2 Teams	Minors	.233	46	150	20	35	6	0	1	12	10	24	1	2	.285	.293	.578	167	2	2	3	4
2013	GL	A(Full)	.262	20	61	7	16	2	0	0	5	4	6	0	1	.313	.295	.608	69	1	2	1	1
2013	RC	A(Adv)	.213	26	89	13	19	4	0	1	7	6	18	1	1	.265	.292	.557	98	1	0	2	3
2014	GL	A(Full)	.254	91	319	25	81	18	2	5	32	23	56	2	1	.303	.370	.673	346	0	3	1	6
2015	4 Teams	Minors	.270	71	226	17	61	12	1	2	17	12	34	0	4	.309	.358	.667	244	2	1	3	13
2015	GL	A(Full)	.333	3	12	1	4	1	0	1	4	0	1	0	0	.333	.667	1.000	12	0	0	0	0
2015	RC	A(Adv)	.258	54	178	15	46	11	1	1	11	9	27	0	2	.297	.348	.645	193	2	1	3	11
2015	TUL	AA	.273	13	33	1	9	0	0	0	2	3	6	0	2	.333	.273	.606	36	0	0	0	2
2015	OKC	AAA	.667	1	3	0	2	0	0	0	0	0	0	0	0	.667	.667	1.334	3	0	0	0	0
2016	3 Teams	Minors	.215	33	107	7	23	7	0	0	9	8	20	0	0	.271	.280	.551	120	1	2	2	3
2016	BUR	A(Full)	.221	26	86	7	19	7	0	0	9	7	13	0	0	.281	.302	.583	98	1	2	2	1
2016	IE	A(Adv)	.143	4	14	0	2	0	0	0	0	1	5	0	0	.200	.143	.343	15	0	0	0	2
2016	SLC	AAA	.286	3	7	0	2	0	0	0	0	0	2	0	0	.286	.286	.572	7	0	0	0	0
2017	2 Teams	Minors	.268	62	205	24	55	12	1	2	30	21	48	0	0	.335	.366	.701	227	0	0	1	12
2017	FW	A(Full)	.232	23	69	3	16	3	0	1	7	9	13	0	0	.321	.319	.640	78	0	0	0	3
2017	SA	AA	.287	39	136	21	39	9	1	1	23	12	35	0	0	.342	.390	.732	149	0	0	1	9
2018	SA	AA	.276	57	217	19	60	7	1	4	23	13	47	1	1	.319	.373	.692	233	1	1	1	7
2019	2 Teams	Minors	.281	69	231	40	65	12	1	6	36	30	46	1	0	.371	.420	.791	268	4	1	2	12
2019	AMA	AA	.264	30	106	14	28	3	1	1	14	8	23	1	0	.328	.340	.668	119	3	0	2	4
2019	ELP	AAA	.296	39	125	26	37	9	0	5	22	22	23	0	0	.405	.488	.893	149	1	1	0	8
2021	ELP	AAA	.252	52	163	19	41	8	0	5	15	22	39	0	0	.339	.393	.732	186	0	0	1	7
2021	SD	MLB	.221	24	68	8	15	2	0	2	4	8	16	0	0	.303	.338	.641	77	0	1	0	6
Career		MLB	.221	24	68	8	15	2	0	2	4	8	16	0	0	.303	.338	.641	77	0	1	0	6
Career		Minors	.260	602	2025	221	526	108	9	28	232	175	357	8	14	.322	.363	.685	2255	22	13	20	72

CAREER TRANSACTIONS

OPTIONS USED: 1/3

- 2009 Signed by LAD as an international free agent, May 29
- 2015 Signed by LAA as a minor league free agent, February 15
- 2016 Signed by SD as a minor league free agent, December 21
- 2021 Signed by SD as a minor league free agent, December 14



ADERLIN RODRIGUEZ

NRI



Height: 6-2 Bats: R
Weight: 242 Throws: R

[@aderlin_r](#)
[aderlinrodriguez_34](#)

71

INFIELDER

Full Name	Aderlin Rodriguez Sanchez
Date of Birth	November 18, 1991 in Santo Domingo, Dominican Republic
Current Residence	Santo Domingo, Dominican Republic
2022 Opening Day Age	30
MLB Service Time	0.000
How Obtained	Signed as a minor league free agent on December 23, 2021
Contract Status	Signed through 2022

QUICK HITS

- Earned Triple-A East MVP honors in 2021 for Triple-A Toledo of DET's system after slashing .290/.362/.927 with career highs in HR (29) and RBI (94).
- 2022 marks his second stint with SD, having spent 2019 with Triple-A El Paso where he earned MiLB organization All-Star honors after a career high slash line of .321/.363/.997, along with 19 HR and 64 RBI.

2021 SEASON

- Spent the entire season with Toledo (AAA) and was named Triple-A East MVP, slashing .290/.362/.927 with a career high 29 HR and 94 RBI...it was the 5th league MVP in Toledo Mud Hens' history.
- His .362 OBP ranked 2nd in the league while his .290 AVG ranked 9th.
- Made 45 appearances at 1B, 31 at 3B and 42 as the DH.
- Hit almost identical averages in his 58 home games (.291) and 58 away games (.289), with 19 of his 29 HR coming at home...also had exactly 13 doubles at home and away.
- Hit .305 vs. RHP and .256 vs. LHP.
- Hit .368 (7-for-19) with the bases loaded, including 3 grand slams.
- Hit .289 with RISP/2 out, including 9 HR, 5 2B and 47 RBI.
- Hit 10 HR in June with a .287 clip and 7 HR at a .360 clip in July...had a multi-HR game on June 2 and homered the next day on June 3...also homered in 3 straight games twice (June 26-29 and July 25-29)...homered in back-to-back games on 4 other occasions (June 8-9, July 3-4, Aug. 26-27 and Sept. 15-16).
- Hit safely in 10 consecutive games from July 7-30, hitting .395 (17-for-43) over that stretch.
- Following the season, played 28 Dominican Winter League games with Leones del Escogido, hitting .222 with 5 2B, 2 3B, 4 HR and 14 RBI.

2020

- Spent the season with the Orix Buffaloes of the Japan Pacific League, playing in 59 games.
- Also played in 3 games for Leones del Escogido, going 5-for-14 with 3 2B, 2 HR and 3 RBI.

ACCOLADES

- Triple-A East Most Valuable Player (2021, Toledo)
- Triple-A East Player of the Month (July 2021)
- MiLB Organization All-Star (2019 w/ SD, '17 & '18 w/ BAL, '12 w/ NYM)
- Pacific Coast League Player of the Week (August 18, 2019)
- Eastern League Player of the Week (July 29, 2018)
- Eastern League Mid-Season All-Star (2017, Bowie)
- Carolina League Mid and Post-Season All-Star (2016, Frederick Keys)
- MiLB.com Carolina League Player of the Month (July 2016)
- Carolina League Player of the Week (July 10, 2016)
- Appalachian League Player of the Week (July 12, 2010)

2019

- Limited to 75 games with El Paso (AAA) after spending the first two months of the season on the injured list (left oblique strain).
- Hit a career-high .321 (85-for-265) with 26 2B, 19 HR and 64 RBI, earning organization All-Star honors for SD by MiLB.com.
- Had 3 multi-HR games (July 1 vs. Fresno, Aug. 7 vs. Round Rock and Aug. 18 at Salt Lake),
- Had a 5-hit performance on July 25 at Las Vegas, finishing the game 5-for-6 with 2 2B, 1 HR and 4 RBI.
- Named Pacific Coast League Player of the Week for the week ending August 18, slashing .500/.522/1.273 with 5 2B, 4 HR and 10 RBI.
- Finished the month of August slashing .350/.393/.728 with 12 2B, 9 HR and 30 RBI.
- Following the season, hit .304/.372/.449 with 4 2B, 2HR and 14 RBI in 18 games with Leones del Escogido.

2018

- Spent the entire season with Bowie (AA), earning MiLB.com Organization All-Star honors for BAL for the second consecutive season.
- Slashed .286/.335/.478 with 20 2B, 23 HR, 92 RBI and a career-high 76 runs scored...tallied 40 multi-hit games.

ADERLIN RODRIGUEZ

NRI

- Hit .339 over 48 games in the second half of the season but just .254 in 80 first half games.
- Hit in 14 consecutive games from July 14-29, going 21-for-51 (.412) with 16 RBI and 13 runs scored.
- Named Eastern League Player of the Week for the week of 7/22-29 after hitting .412 (7-for-17)...homed in 3 consecutive days to begin the week.
- Logged a multi-home run game and a season-high seven RBI on Sept. 3 vs. Altoona.
- Played in 14 games for Gigantes del Cibao in the Dominican Winter League following the season.

2017

- Played the entire season with Bowie (AA) and was named an MiLB.com Organization All-Star for BAL.
- Named an Eastern League Mid-Season All-Star after hitting .295 (98-for-332) over 85 games in the first half of the season with 13 HR and 54 RBI.
- Ranked 3rd in the Eastern League in total bases (228), 5th in hits (135) and RBI (76) and T-7th in HR (21).
- Logged a career-high 9 RBI on June 7, going 5-for-5 with 2 HR...recorded 4 hits in the previous game on June 4.
- Recorded a 10-game hitting streak from June 8-18 where he hit .386 (17-for-44).
- Recorded a career-high 43 walks.

2016

- Spent the entire campaign with Frederick (A) and recorded career highs in hits (150), total bases (263) and triples (6).
- Named a Carolina League Mid and Post-Season All-Star honors...slashed .282/.343/.484 in the first half.
- Earned Carolina League Player of the Month honors for July, hitting .375 with 7 2B, 2 3B, 8 HR and 29 RBI over 28 games.
- Tabbed as the CAR Player of the Week for the week of July 4-10 after hitting .452 (14-for-31) with 5 HR and 15 RBI... recorded 2 multi-HR games during that span.
- Hit .320 (8-for-25) in 7 games for Gigantes del Cibao in the Dominican Winter League following the season.

2015

- Began the season with Binghamton (AA) in the NYM organization before being released midseason and signing with SEA.
- On the season, posted a combined .234 clip in 107 games with 24 2B, 13 HR and 50 RBI.
- Logged four consecutive multi-hit performances for Jackson (AA) from Aug. 14-18.

2014

- Spent his entire campaign with St. Lucie (A), logging 82 hits, 28 XBH, 54 RBI and 32 runs over 89 games.
- Missed time while on the disabled list from May 15-27 and again from July 29 through the remainder of the season (sprained left wrist).

2013

- Spent the entire season with St. Lucie (A), hitting .260 (64-for-246) in 62 games with 23 XBH and 41 RBI.
- Hit .343 (36-for-105) in May with 7 2B, 6 HR, 29 RBI and 14 runs scored over 26 games.
- Placed on the disabled list on June 13 and missed the remainder of the season.
- Played in 19 games for Scottsdale in the Arizona Fall League following the season.

2012

- Split the season between Savannah (A) and St. Lucie (A), hitting a combined .263 with 26 doubles, 24 HR, 60 runs scored and 83 RBI in 125 games.
- Named an MiLB.com Organizational All-Star for NYM.
- Ranked as the NYM No. 19 prospect following the 2012 season.

2009-11

- Spent his **2011** entire campaign with Savannah (A), posting career highs in games played (131) and at-bats (516)... ranked as the NYM No. 14 prospect after the 2011 season.
- Split the **2010** season between Kingsport (R) and Savannah (A), hitting .300 on the season with 23 2B, 14 HR, 59 RBI and 47 runs scored...named Appalachian League Player of the Week for the week ending on July 11, hitting .429 (12-for-28) over 7 games with four multi-hit performances...tabbed as the NYM No. 9 prospect following the 2010 season.
- Made his professional debut in **2009** with the Gulf Coast League Mets (R) while posting a .290/.389/.387 slash line in 17 games.

ADERLIN RODRIGUEZ

NRI



ADERLIN RODRIGUEZ CAREER BATTING

Season	Team	League	AVG	G	AB	R	H	2B	3B	HR	RBI	BB	SO	SB	CS	OBP	SLG	OPS	PA	HBP	SAC	SF	GDP
2009	MTS	ROK	.290	17	62	5	18	3	0	1	10	9	15	1	1	.389	.387	.776	72	1	0	0	2
2010	2 Teams	Minors	.300	69	280	47	84	23	0	14	59	21	53	3	1	.350	.532	.882	306	2	0	3	8
2010	KNG	ROK	.312	61	250	44	78	22	0	13	48	15	43	3	1	.352	.556	.908	267	1	0	1	8
2010	SAV	A(Full)	.200	8	30	3	6	1	0	1	11	6	10	0	0	.333	.333	.666	39	1	0	2	0
2011	SAV	A(Full)	.221	131	516	59	114	23	2	17	78	29	106	2	1	.265	.372	.637	554	3	3	3	18
2012	2 Teams	Minors	.263	125	471	60	124	26	1	24	83	37	101	2	0	.321	.476	.797	515	4	1	2	11
2012	SAV	A(Full)	.274	83	318	41	87	21	1	16	59	29	71	1	0	.336	.497	.833	352	2	1	2	8
2012	STL	A(Adv)	.242	42	153	19	37	5	0	8	24	8	30	1	0	.288	.431	.719	163	2	0	0	3
2013	STL	A(Adv)	.260	62	246	27	64	14	0	9	41	11	43	1	1	.295	.427	.722	264	3	0	4	4
2014	STL	A(Adv)	.242	89	339	32	82	20	2	6	54	16	73	0	0	.284	.366	.650	360	4	1	0	9
2015	2 Teams	Minors	.234	107	372	47	87	24	1	13	50	21	80	1	2	.277	.409	.686	401	3	0	5	10
2015	JXN	AA	.206	44	155	18	32	11	0	3	16	12	38	0	1	.262	.335	.597	172	1	0	4	5
2015	BIN	AA	.253	63	217	29	55	13	1	10	34	9	42	1	1	.288	.461	.749	229	2	0	1	5
2015	2 Teams	AA	.234	107	372	47	87	24	1	13	50	21	80	1	2	.277	.409	.686	401	3	0	5	10
2016	FRE	A(Adv)	.304	130	494	71	150	23	6	26	93	36	112	3	3	.359	.532	.891	542	8	1	3	14
2017	BOW	AA	.279	125	484	61	135	25	1	22	76	43	102	0	0	.341	.471	.812	536	5	0	4	15
2018	BOW	AA	.284	128	483	76	137	20	2	23	91	29	95	1	1	.333	.476	.809	531	11	0	8	18
2019	ELP	AAA	.321	75	265	54	85	26	0	19	64	14	46	0	0	.363	.634	.997	289	6	0	4	8
2021	TOL	AAA	.290	116	434	67	126	26	3	29	94	42	127	1	1	.362	.565	.927	483	7	0	0	14
Career		Minors	.271	1174	4446	606	1206	253	18	203	793	308	953	15	11	.324	.473	.797	4853	57	6	36	131

CAREER TRANSACTIONS

OPTIONS USED: 0/3

- 2008 Signed by NYM as an international free agent, July 2

- 2015 Signed by SEA as a minor league free agent, July 20

- 2016 Signed by BAL as a minor league free agent, January 14

- 2017 Signed by BAL as a minor league free agent, December 22

- 2018 Signed by SD as a minor league free agent, December 20

- 2021 Signed by DET as a minor league free agent, January 12



EGUY ROSARIO

94

INFIELDER

Height: 5-9

Bats: R

Weight: 202

Throws: R

EGG-ee ro-SAHR-ee-oh
@Eguy_Rosario
paparosario01

Full Name	Eguy Rosario
Date of Birth	August 25, 1999 in Juan Baron, Dominican Republic
Current Residence	Juan Baron, Dominican Republic
2022 Opening Day Age	22
MLB Service Time	0.000
How Obtained	Signed as an international free agent on August 25, 2015
Contract Status	Signed through 2022

QUICK HITS

- Entered 2022 rated as the Padres' No. 7 prospect in the Padres farm system by MLB Pipeline and No. 17 by *Baseball America*.
- Had his contract selected on November 19, 2021 and was added to the Padres 40-man roster.
- Spent all of 2021 with Double-A San Antonio and led Double-A Central with 31 2B while covering 30 of his 44 stolen base attempts.
- In 520 career MiLB games from 2016-21, he converted 116 of 169 stolen base attempts (69%).
- In an August 2019 game for Single-A Lake Elsinore, he led the Storm with 4 hits in a contest where the club scored in all 9 innings, becoming the 3rd team in California League history to achieve the feat, and the 1st to do so since 2010.
- At 17 years old in 2017 with Single-A Fort Wayne, he was the youngest player on a full-season roster, and at 18 years old with Lake Elsinore in 2018, he was the youngest player in the California League.

2021 SEASON

- Spent all of 2021 with San Antonio (AA) and led Double-A Central in 2B (31) while ranking 2nd in total hits (114), 4th in at-bats (420), 5th in stolen bases (30), 9th in RBI (61), 10th in runs scored (65), T-10th in BB (49) and 11th in AVG (.281).
- Hit just .206 in his 19 May contests before hitting .303 in June, .316 in July, .270 in August and .292 in September.
- Collected 4 straight-multi-hit games twice during the campaign (July 4-8; .529, 9-for-17 and Aug. 20-24; .615, 8-for-13).
- Hit .357 (40-for-112) vs. LHP and .253 vs. RHP, but 9 of his 12 HR came against righties.
- Hit .364 with RISP (39-for-107) with 5 HR and 52 RBI.
- 226 of his 420 at-bats came batting third in the Missions' lineup, while he also hit 1st (91 at-bats), 5th (64), 6th (26) and 7th (13).
- Made 69 appearances at SS (67 starts), 38 app. at 2B (36 starts), 7 at 3B (all starts) and 3 as the DH (all starts).

ACCOLADES

MiLB.com Organization All-Star (2021, SD)

Arizona Fall League Rising Star (2021, Peoria)

Played in 19 games for the Peoria Javelinas and hit .250 with 3 2B, 12 RBI and 9 runs scored, earning AFL Rising Star honors.

2020

- Did not appear in the Padres' 60-man player pool at their alternate training site during the regular season.
- Played in 27 Venezuelan Winter League games for Bravos de Margarita, collecting 6 2B and 14 RBI at a .327 clip (32-for-98).

2019

- Spent the entire season with Lake Elsinore (A), hitting .278 (129-for-464) 25 2B, 8 3B, 7 HR, 72 RBI and 60 runs scored across 122 games played.
- Converted 21 of his 30 stolen base attempts (70%), 3rd-most on the Storm.
- Ranked in the Top 10 in the Cal League in a multitude of categories, including 6th in games played, triples and runs scored, 8th in at-bats and T-9th in doubles.
- Hit .292 (74-for-253) on the road and .261 (55-for-211) at Lake Elsinore Diamond.
- After hitting .222 (43-for-194) in the first half of the season, hit .319 (86-for-270) the rest of the way.
- Hit .286 (30-for-105) vs. LHP and .276 (99-for-359) vs. RHP.
- Hit in every slot in the Storm batting order, spending the most time in the 5 hole (41 G) at a .342 clip (55-for-161).

2018

- Spent the majority of the season with LE, collecting 28 2B, 1 3B, 9 HR, 47 RBI and 62 runs scored at a .237 clip (111-for-468).
- After hitting just 1 HR in 2017, recorded his 1st career multi-home run game in the 6th game of the season on April 10 at Visalia.

EGUY ROSARIO



- Got his first action at the Double-A level, joining San Antonio from July 13-15 and hit safely in 2 of his 3 games.
- Assigned back to LE on July 18 where he remained the rest of the season.
- Swiped 17 bags in 22 attempts (77%) with FW and 16 in 23 attempts with the AZL Pads (70%).

2017

- Played in an even 100 games between Fort Wayne (A) and the Rookie-Level Arizona League Padres, hitting a combined .246 (95-for-386) with 21 2B, 9 3B, 1 HR, 46 RBI and 51 runs scored.
- Split his first professional season between the Dominican Summer League and AZL Pads, hitting a combined .346 (74-for-214) with 22 2B, 1 3B, 1 HR, 25 RBI and 45 runs scored across 60 games.
- Stole 22 bags in his 32 attempts (69%).

2016

EGUY ROSARIO CAREER BATTING																							
Season	Team	League	AVG	G	AB	R	H	2B	3B	HR	RBI	BB	SO	SB	CS	OBP	SLG	OPS	PA	HBP	SAC	SF	GDP
2016	2 Teams	Minors	.346	60	214	45	74	22	1	1	25	25	38	22	10	.423	.472	.895	248	6	0	3	5
2016	PAD	ROK	.379	7	29	3	11	3	0	0	1	2	7	1	1	.438	.483	.921	32	1	0	0	1
2016	DSL PAD	ROK	.341	53	185	42	63	19	1	1	24	23	31	21	9	.421	.470	.891	216	5	0	3	4
2016	2 Teams	ROK	.346	60	214	45	74	22	1	1	25	25	38	22	10	.423	.472	.895	248	6	0	3	5
2017	2 Teams	Minors	.246	100	386	51	95	21	9	1	46	44	94	33	12	.332	.355	.687	438	6	1	1	8
2017	SD2	ROK	.282	50	206	36	58	12	7	1	33	24	43	16	7	.363	.422	.785	234	3	0	1	4
2017	FW	A(Full)	.206	50	180	15	37	9	2	0	13	20	51	17	5	.296	.278	.574	204	3	1	0	4
2018	2 Teams	Minors	.237	124	468	62	111	28	1	9	47	40	124	10	8	.308	.359	.667	519	9	0	2	9
2018	LE	A(Adv)	.239	121	457	60	109	28	1	9	45	38	119	9	8	.307	.363	.670	505	8	0	2	9
2018	SA	AA	.182	3	11	2	2	0	0	0	2	2	5	1	0	.357	.182	.539	14	1	0	0	0
2019	LE	A(Adv)	.278	122	464	60	129	25	8	7	72	37	103	21	9	.331	.412	.743	512	3	1	7	14
2021	SA	AA	.281	114	420	65	118	31	3	12	61	49	109	30	14	.360	.455	.815	481	6	0	5	6
Career		Minors	.270	520	1952	283	527	127	22	30	251	195	468	116	53	.343	.404	.747	2198	30	2	18	42

CAREER TRANSACTIONS

2015 Signed by SD as an international free agent, August 25

OPTIONS USED: 0/3



JESSE SCHOLTENS

NRI

Height: 6-4 Bats: R
Weight: 238 Throws: R

76

**RIGHT-HANDED
PITCHER**

Full Name	Jesse Martin Scholtens
Date of Birth	April 6, 1994 in Fairfield, California
Current Residence	Fairfield, California
2022 Opening Day Age	27
MLB Service Time	0.000
How Obtained	Signed by SD as a 9th-round selection in the 2016 First-Year Player Draft, June 14
Contract Status	Signed through 2022

SHOLL-tens
 jessescholtens

QUICK HITS

- In 2021, became the first right-hander in El Paso team history to record 100+ strikeouts with a SO/9 IP ratio of at least 9.0.
- Recorded the 500th strikeout of his minor league career on September 18, 2021 vs. Tacoma
- Tossed the 2nd complete game of his professional career in his final start of the 2021 season at Oklahoma City. His other came in 2017 while with Lake Elsinore.
- Forced 2 different winner-take-all Game 5's during Double-A Amarillo's Texas League title run in 2019, going 2-0 with 10.2 combined scoreless innings.

2021 SEASON

- Reached the 20-start plateau for the 4th consecutive season, spending the entire season with El Paso (AAA) and ranking among Triple-A West league leaders in strikeouts (103) and starts (20).
- Earned the winning decision in both of his first 2 starts with a 0.77 ERA (1 ER, 11.2 IP)...went 0-6 with a 6.94 ERA (28 ER, 36.1 IP) over his next 9 appearances (8 starts) from May 21-July 2, with the Chihuahuas coming up on the losing end in all 9 of those outings.
- His 3rd and final win came on July 8 vs. Oklahoma City before going 0-4 with a 4.25 ERA (23 ER, 48.2 IP) over his final 9 starts.
- Surpassed 500.0 career minor league inninigs on July 13 vs. Oklahoma City...he struck out a season-high 9 in the contest, one shy of Adrian Martinez's 10 for the most by a Chihuahuas pitcher in 2021.
- Tossed his 2nd career complete game in his final start of the season on Sept. 29 at Oklahoma City...it was the only non-7 inning or rain-shortened complete game by a Chihuahua hurler in '21, and it also marked the first time an ELP pitcher was tagged with the loss in a complete game performance in a regular 9-inning game in team history... only 1 other time has EP pitcher thrown a CG and been tagged with the loss, but it was Game 1 of a doubleheader and was only a 7-inning game, with Kyle Lloyd being tagged with the loss in a 7.0 IP CG at New Orleans on August 6, 2017...the only other time in EP club history that a hurler had a CG in a regular 9-inning game was Luis Perdomo on May 4, 2018 at Albuquerque.

2020

- Did not appear in the Padres' 60-man player pool at their alternate training site during the regular season.

2019

- Made 24 appearances (20 starts) for Amarillo (AA), compiling a 5-7 record with a 5.40 ERA (75 ER, 125.0 IP).
- Tossed 7.0 innings of 2-hit ball on May 30 at Frisco, tied for the 2nd-longest scoreless outing of his career (also: 7.0 IP of 2-hit ball on June 9, 2017 at Rancho Cucamonga for Lake Elsinore (A)).
- Went 2-0 and tossed 10.2 combined scoreless innings across 2 starts during the Sod Poodles' Texas League championship run.
- Forced a winner-take-all Game 5 for the TL crown after 5.0 scoreless innings of 5-hit ball in AMA's 3-0 victory over Tulsa.

2018

- Split the campaign between San Antonio (AA) and ELP, pitching to a career-best 8 wins over 27 appearances (24 starts) with a combined 4.14 ERA (63 ER, 137.0 IP) and 119 SO against 34 walks.
- Began the season with SA, tossing 6.0 innings-or-more in 5 of his first 6 starts while earning 4 wins over that span.
- Recorded a season-high 10 SO on April 26 vs. Frisco.
- Promoted to ELP on May 10 where he made 8 app. (6 starts) with a 1-4 record and 8.38 ERA (27 ER, 29.0 IP)
- Assigned back to SA on June 21 and finished the season with the Missions...tossed at least 6.0 IP in 7 of his 13 starts and at least 5.0 IP in 10 of those outings.
- Tossed a season-high 8.0 innings in his start on Aug. 8 vs. Springfield.
- Received the first postseason action of his professional career, going 0-1 with a 9.35 ERA (9 ER, 8.2 IP).

2017

- Tossed a career-high 147.1 IP between Fort Wayne (A) and Lake Elsinore (A), posting 123 SO against 33 BB.
- Recorded a career-high 11 SO in his first start of the season on April 6 at Bowling Green.

JESSE SCHOLTENS

NRI



- Tossed at least 5.0 innings in each of his first 6 starts and allowed 2 earned runs-or-fewer in 5 of those outings.
- Pitched to a 1.33 ERA (3 ER, 20.1 IP) over 3 starts at home while he posted a 3.86 ERA (7 ER, 16.1 IP) over 3 road starts while with the TinCaps.
- Limited LHH to a .200 AVG while righties hit .250 against him...allowed just a .115 clip with RISP.
- Assigned to LE on May 14 where he spent the remainder of the season.
- Tossed his first-career complete-game on June 15 vs. Stockton, allowing 2 ER on 5 hits with 7 SO.
- Went 3-1 with a 2.61 ERA (11 ER, 38.0 IP) over 6 starts during the first half with LE before going 3-6 with a 4.71 ERA (38 ER, 72.2 IP) during the second half.
- Over his 25 combined games (24 starts), he tossed at least 7.0 IP six times and at least 8.0 IP thrice.

- Tossed 2.0 innings-or-more in 11 of his relief outings.
- Spent most of the season with TC, posting a 1.38 ERA (2 ER, 13.0 IP) over 8 outings at home and a 1.88 ERA (3 ER, 14.1 IP) over 9 appearances on the road.

PERSONAL

- Son of John and Winona Scholtens...has one brother and one sister.
- Attended University of Arizona out of high school before transferring to Wright State University (Ohio), where he tossed the first perfect game in school history with 12 strikeouts in his win over Dayton on March 2016.
- Led the league in starts (16) and innings pitched (109.2) in 2016 and tied for the league-lead in wins (10)...selected Third Team ABCA/Rawlings All-America and First Team All-Mideast Region.
- Tossed five no-hitters in his time at Rodriguez High School (CA)...named high school team MVP and held the school records for strikeouts, innings pitched, ERA and no-hitters.

2017

- Began his professional career with Tri-City (A) before joining Fort Wayne (A) and Lake Elsinore (A)...pitched to a combined 1.54 ERA (6 ER, 35.0 IP) over 19 games (1 start) while converting 4 of 6 saves.

JESSE SCHOLTENS CAREER PITCHING

Season	Team	League	W	L	ERA	G	GS	CG	SHO	SV	IP	H	R	ER	HR	HB	BB	SO	WHIP	AVG	AB	WP	GDP	TBF	NP-S
2014	ROM	A(Full)	2	3	3.50	25	0	0	0	0	43.2	49	21	17	2	1	9	37	1.33	.275	178	5	2	193	131/90
	LYN	A(Adv)	3	2	2.05	13	0	0	0	1	22.0	11	5	5	0	0	4	23	0.68	.155	71	0	2	76	57/34
2015	GWN	AAA	0	0	0.00	1	0	0	0	0	0.2	1	2	0	0	0	2	0	4.50	.333	3	0	0	6	17/9
2016	2 Teams	Minors	0	0	0.00	6	0	0	0	0	6.0	3	0	0	0	0	1	6	0.67	.143	21	0	0	22	N/A/N/A
	DAN	ROK	0	0	0.00	3	0	0	0	0	3.0	2	0	0	0	0	1	4	1.00	.182	11	0	0	12	N/A/N/A
	BRA	ROK	0	0	0.00	3	0	0	0	0	3.0	1	0	0	0	0	0	2	0.33	.100	10	0	0	10	N/A/N/A
2017	DE	A(Adv)	3	0	1.48	14	0	0	0	0	24.1	26	4	4	2	0	6	22	1.32	.289	90	0	3	98	350/238
	FRI	AA	1	1	5.45	27	0	0	0	0	34.2	46	23	21	3	1	10	37	1.62	.301	153	4	2	165	629/417
2018	FRI	AA	1	0	0.00	11	0	0	0	2	16.1	7	0	0	0	1	4	12	0.67	.135	52	1	2	57	220/149
	RR	AAA	5	1	2.13	31	0	0	0	2	42.1	42	12	10	0	0	11	25	1.25	.268	157	2	6	170	642/431
2019	RAN	ROK	0	0	0.00	2	2	0	0	0	2.0	1	1	0	0	0	1	3	1.00	.143	7	0	0	8	20/14

CAREER TRANSACTIONS

OPTIONS USED: 0/3

2016

Signed by SD as a 9th-round selection in the First-Year Player Draft, June 13



BLAKE SNELL

4

**LEFT-HANDED
PITCHER**

Height: 6-4

Bats: L

Weight: 225

Throws: L

@snellzilla4

snellzilla4

Full Name	Blake Ashton Snell
Date of Birth	December 4, 1992 in Seattle, Washington
Current Residence	Lynnwood, Washington
2022 Opening Day Age	29
MLB Service Time	5.072
MLB Debut	April 23, 2016 at NYY (with TB)
How Obtained	Acquired from TB in a five-player trade on December 29, 2020
Contract Status	Signed through 2023

QUICK HITS

NL WEST COAST LIVIN' Finished the 2021 campaign as the only hurler with an all-time 1,000 winning percentage (8-0) vs. the NL West (min. 20 career starts vs. the division since 1969). His 2.22 ERA vs. the NL West from his debut season in 2016 through 2021 ranks T-4th with Oil Can Boyd (1982-91), trailing only Jacob deGrom (1.85), Johan Santana (1.93) and Roger Clemens (2.20). His .176 opp. AVG vs. the division (from 1969-2021) ranks T-1st all-time with Jacob deGrom (min. 20 career starts).

SINCE '16 Among all ML pitchers who made at least 130 starts from Snell's debut season in 2016 through 2021, he ranked in the top 10 in HR/9 (1.00, 4th), H/9 (7.32, 6th), opponents' AVG (.222, 6th) and ERA (3.42, 8th).

CY SNELL Named the 2018 AL Cy Young Award winner in his age-25 season, becoming the youngest pitcher to win a Cy Young Award since LAD Clayton Kershaw (25) in 2013, and the youngest AL pitcher since SEA Félix Hernández (24) in 2010.

AN ELITE COMBO In his Cy Young season in '18, he led the AL in wins (21) and ERA (1.89), both TB club records. The last AL pitcher to match his combination of wins and ERA was NYY Ron Guidry in 1978 (25, 1.74).

UP FOR THE CHALLENGE In the 2020 postseason with TB, he went 2-2 with a 3.03 ERA (10 ER, 29.2 IP), and while facing LAD in the World Series, he became the third left-handed pitcher to record nine-or-more strikeouts twice in a single Fall Classic, joining Sandy Koufax of the Dodgers (3x in 1965) and Hal Newhouser of the Detroit Tigers (2x in 1945).

2021 SEASON

- His 7 wins, 170 strikeouts and 27 starts were the 2nd-highest totals he's accrued in a single season behind only his 2018 Cy Young campaign for TB...the 27 starts, 128.2 IP and 170 strikeouts all ranked 3rd on SD's staff while his 7 wins were T-3rd-most.
- His .158 opponents' AVG at Petco Park tied with MIL's Freddy Peralta for the lowest clip at home in the majors (min. 12 starts) while his 2.50 home ERA ranked 8th in the NL and 10th in the majors.
- His 6.12 ERA on the road was 2nd-highest in the majors (min. 15 starts) while his .272 opp. AVG was 6th-highest in the NL and 11th-highest in MLB.

ACCOLADES

American League Cy Young (2018, TB)

American League All-Star (2018, TB)

American League ERA Champion (2018, TB)

American League Pitcher of the Month (Aug. & Sept. 2018, TB)

American League MVP Voting (finished 9th in 2018)

Warren Spahn Award (2018, TB)

- Allowed 2 earned runs-or-fewer in 7 of his first 9 starts from April 2-May 18 (3.79 ERA) but factored into just 1 contest, a winning decision on May 1 vs. SF.
- Allowed a career-high-tying 7 earned runs 3 times (May 30 @ HOU, June 16 @ COL and July 28 vs. OAK).
- Was the only NL pitcher and 1 of 2 pitchers in the majors (also: CWS Carlos Rodon) with 3 outings of 7.0+ IP with 1 hit-or-fewer in '21 (June 4 vs. NYM, Aug. 31 @ ARI and Sept. 7 vs. LAA).
- Finished the first half with 9.0-combined scoreless IP across his final 2 outings (June 22 vs. LAD and July 4 @ PHI).
- His 5 starts vs. LAD were the most he made against any team in '21...he went 1-0 with a 1.90 ERA (5 ER, 23.2 IP), 0.97 WHIP and .188 opp. AVG.
- 15 of his 27 starts came vs. the NL West, going 4-0 with a 2.87 ERA (24 ER, 75.1 IP), .197 opp. AVG and 1.19 WHIP.
- Since 1969, among all ML pitchers who have made at least 20 starts vs. the NL West, Snell's 2.22 ERA vs. the division ranks T-4th with Oil Can Boyd, trailing only Jacob deGrom (1.85), Johan Santana (1.93) and Roger Clemens (2.20)...his .176 opp. AVG vs. the division ranks T-1st with deGrom...he is 8-0 vs. the NL West all-time, the only hurler with a 1,000 winning %, ahead of Walker Buehler's .885 % (23-3).
- In the 2nd half, allowed 2 earned runs-or-fewer in 8 of his 11 starts, going 4-3 with a .180 opp. AVG and 1.05 WHIP.
- Earned the winning decision in consecutive starts just once in '21 (Aug. 3 @ OAK and Aug. 8 vs. ARI).
- Struck out a career-high-tying 13 batters on Aug. 8 vs. ARI, allowing just 2 hits and 0 runs in SD's 2-0 victory.
- On Aug. 25 vs. LAD, tossed career highs in IP (7.2) and total pitches (122), allowing just 1 run (Will Smith solo HR

BLAKE SNELL



in the 8th) in SD's eventual 5-3 defeat in 16 innings.

- In his next start on Aug. 31 @ ARI, was hitless and a struck out 10 across 7.0 IP in SD's 3-0 victory...including Joe Musgrove's no-hitter on April 9 @ TEX, the only other hitless start across at least 7.0 IP in franchise history was Clay Kirby's 8.0-hitless innings on July 21, 1970 vs. NYM.
- Took a perfect game into the 7th inning on Sept. 7 vs. LAA before walking 2 batters and allowing a 2-out, 2-run single to Jo Adell on his 96th pitch...he struck out 11, marking the first time in his career he's posted 3 consecutive double-digit strikeout performances.
- Snell's 13.0 consecutive hitless innings from Aug. 31 to Sept. 7 set a franchise record for any pitcher (starter or reliever), passing Bill Laxton's 12.1 consecutive hitless frames in July-August 1974...the previous longest streak by a SD starter was 11.0 IP, done 3x (Steve Arlin in July 1972, Bruce Hurst in April 1989 and Chris Young in Sept. 2006).
- The 42 consecutive batters retired over a span of 46 plate appearances was the 2nd-longest streak in the majors in '21, behind only Carlos Rodon (50 from April 5-20).
- He eclipsed the 100-pitch plateau in 6 of his final 8 outings from Aug. 3-Sept. 12, tossing 92 on Aug. 20 vs. PHI and 11 on Sept. 12 @ LAD...left his Sept. 12 start @ LAD after just 0.2 IP due to a left adductor strain, finishing the season on the 10-day IL, 1 of his 3 stints on the 10-day IL in '21.
- On the season, he received 2 runs of support-or-fewer in 17 of 27 starts, including 1-or-fewer in 13 and 0 runs 8 times...

his 3.64 run support average was 3rd-lowest among all NL pitchers (min. 120.0 IP) and 10th-lowest among all ML hurlers.

- LHH had just 7 XBH against him and hit .144 (16-111), T-6th-lowest clip in the majors (min. 120 batters faced)...RHH had 36 XBH against him and hit .235 (85-361).
- Relied on 4 pitches: 4-Seam (52%), Slider (24%), Curveball (13%) and Change (10%)...opponents hit .153 vs. his slider, .200 vs. his curve, .213 vs. the slider and .429 vs. changeup.

2020

- Yielded 3 runs-or-fewer in 10 of 11 starts and 2 runs-or-fewer in 7 of 11.
- Averaged just over 4.1 IP per start, using his first 3 starts as a continuation of the summer camp build up...went 2 IP, 3 IP and 3 IP in his first 3 starts, then recorded between 15-17 outs in each of his final 8 starts (from Aug 12-Sep 22).
- Only faced 23 batters the third time through the lineup...went fewer than 6.0 IP in 14 consecutive starts beginning on Sep 17, 2019 at LAD, when he returned from arthroscopic surgery to remove loose bodies from his left elbow...was one of 6 pitchers in the majors to make at least 10 starts and go fewer than 6.0 IP in all of them.
- His 11.34 SO/9 IP ratio ranked 5th in the AL (min. 50.0 IP)...he struck out 31.0% of batters faced, the best mark among left-handed pitchers in the majors...walked 8.9% of hitters,

BLAKE SNELL



the lowest rate of his career.

- Allowed 10 HR for a 1.80 HR/9 IP ratio, the 5th-highest in the AL (min. 50.0 IP), after yielding 14 HR in 107.0 IP in 2019...29.4 pct. of his fly balls were homers, the highest rate in the majors...allowed multiple homers in four of his 11 starts...yielded 3 HR against lefties, compared to 5 total HR vs. LHB from 2016-19.
- 50.8 % of his balls in play were grounders, which would have ranked 5th in the AL if he qualified...increased his grounder rate from 38.6 pct. in 2019 and 42.5 % from 2016-19.
- His avg. fastball velocity, according to FanGraphs, was 95.1 mph, 6th in the AL (min. 50 IP).
- Held opponents to a .132 AVG (5-for-38) in at-bats ending with his curveball, 5th in the AL (min. 25 AB), according to StatCast.
- Opponents hit .033 (1-for-30) with 17 SO in at-bats ending with his slider.
- His first three interleague innings were scoreless, extending his scoreless streak to 35.2 IP... this was the longest in interleague history, passing TOR/MIA Henderson Alvarez III (31.0 IP) in 2012-14...the streak was snapped on a solo homer by MIA Corey Dickerson, his first interleague run allowed since a Ronald Acuña Jr. homer on May 8, 2018 vs. ATL.
- Made his 4th consecutive Opening Day roster, all as part of the starting rotation.

POSTSEASON: Went 2-2 with a 3.03 ERA (10 ER, 29.2 IP) in 6 postseason starts, limiting the opposition to a .194 AVG and allowing 2 earned runs-or-fewer in 5 of his 6

outings...allowed just 1 hit across 5.2-scoreless IP in TB's 3-1 Wild Card victory vs. TB...while facing the Los Angeles Dodgers in the World Series, he became the 3rd LHP to record 9-or-more strikeouts twice in a single Fall Classic, joining Sandy Koufax of the Dodgers (3x in '65) and Hal Newhouser of the Detroit Tigers (2x in '45).

2019

- In the season following his AL Cy Young Award, was limited to 23 starts due to 2 stints on the injured list... missed a start while on the 10-day IL from April 14-24 (fractured right fourth toe), and nearly two months toward the end of the season...underwent arthroscopic surgery to remove loose bodies from his left elbow on July 29, performed by Dr. Koco Eaton in St. Petersburg.
- Reinstated from his second injury on Sep 17 and made 3 starts spanning 6 IP after his return, yielding 3 runs and recording 11 SO...made two rehab starts for Triple-A Durham in the International League postseason.
- His 12.36 SO/9 IP ratio ranked 4th in the majors and 3rd in the AL (min. 100.0 IP)...threw first-pitch strikes to 67.8% of batters faced, 4th in the AL, compared to 57.1% in 2018...17.7 pct. of his pitches were swings-and-misses, highest mark in the majors, ahead of HOU Gerrit Cole (16.8).
- His avg. fastball velocity was 95.6 mph, 2nd in the AL (min. 100 IP) behind HOU Gerrit Cole (97.2), according to FanGraphs.
- In *Baseball America's* annual Best Tools survey of major league managers, coaches and executives, was ranked as having the AL's 3rd-best curveball behind Charlie Morton and CLE Trevor Bauer.



- On March 21, signed a five-year, \$50 million contract, the largest in Major League history for a pitcher before reaching arbitration.
- His Opening Day start was opposite HOU Justin Verlander, who finished 2nd to Snell in the 2018 AL Cy Young Award voting and made his 11th Opening Day assignment...it was the fourth time since the Cy Young Award was introduced in 1956 that a reigning winner faced the runner-up on Opening Day.

POSTSEASON: Started Game 2 of the ALDS at HOU and took the loss, but his only run allowed in 3.1 IP was a solo HR to Alex Bregman in the 4th...pitched in relief in Games 4 and 5...in Game 4 vs. HOU, entered with 1 out in the 9th inning and the potential game-tying run at the plate, and got a Yordan Álvarez swinging strikeout and a Yuli Gurriel groundout for the save...became the second Rays pitcher to record his first career save in the postseason, following David Price in Game 7 of the 2008 ALCS vs. BOS...according to Stats LLC, became the second pitcher to have his first career relief appearance (regular season or postseason) end with a save in the postseason, joining ATL John Smoltz in Game 2 of the 1999 NLCS vs. NYM.

2018

- Named the AL Cy Young Award winner by the BBWAA in his age-25 season...became the youngest pitcher to win a Cy Young Award since LAD Clayton Kershaw (25) in 2013, and the youngest AL pitcher since SEA Félix Hernández (24) in 2010...his 180.2 IP were the fewest ever for a Cy Young Award-winning starting pitcher over a full season.
- Only 2 pitchers have won the AL Cy Young and appeared in fewer career games than Snell (74) at the time of their award: BOS Roger Clemens in 1986 and OAK Vida Blue in 1971.
- Won the 2018 Warren Spahn Award as the majors' top left-handed pitcher, based on wins, ERA and strikeouts.
- Led the AL outright in wins (21) and ERA (1.89)...the last AL pitcher to match his combination of wins and ERA was NYY Ron Guidry (25, 1.74) in 1978...since the advent of the designated hitter in 1973, he was only the third AL pitcher to record at least 20 wins and a sub-2.00 ERA, along with Guidry and BOS Roger Clemens (21, 1.93) in 1990...his ERA ranked 3rd in the AL in the DH era, behind a pair of unanimous Cy Young winners: Guidry in 1978 and BOS Pedro Martínez (1.74) in 2000.
- In the live ball era (1920), only three other pitchers age 25-or-younger achieved his combination of 21 wins and a 1.89 ERA: NYM Dwight Gooden (24, 1.53) in 1985, OAK Vida Blue (24, 1.82) in 1971 and DET Hal Newhouser (25, 1.81) in 1945.
- Was the majors' youngest 21-game winner since LAD Clayton Kershaw in 2011 and the AL's youngest since OAK Barry Zito in 2002.
- Yielded 2 runs-or-fewer in 27 of 31 starts, the most such starts by an AL pitcher in the DH era, ahead of NYY Ron Guidry (26) in 1978...allowed 1 run-or-fewer in 21 starts, the most by an AL non-opener in the DH era ahead of TOR Roger Clemens (20) in 1997.
- Also ranked among AL leaders in WHIP (0.97, 2nd), SO/9 IP ratio (11.01, 4th) and HR/9 IP ratio (0.80, 3rd)...according to Baseball Reference, led AL pitchers with a 7.5 WAR...according to FanGraphs, averaged 95.8 mph on his fastball (3rd in the AL) and 15.1% of his pitches were swings and misses (2nd in the AL).
- 12 of his 31 starts came against the 5 AL Postseason teams—the Red Sox (4), Yankees (3), Indians (2), Astros (2) and Athletics (1)...in these 12 starts, he went 9-2 with a 2.00 ERA (72-IP, 16-ER), including 8 starts allowing 1 run-or-fewer, while all other pitchers compiled a 4.84 ERA vs. these clubs...went 3-0 with a 1.08 ERA (3 ER, 25.0 IP) in 4 starts against the Red Sox.
- Won 9 consecutive starts from Aug 10–Sep 23, the only pitcher in the majors to do so in '18...over that stretch, posted a 1.03 ERA (52.2 IP, 6 ER) and 74 SO...according to Stats LLC, the only other pitchers in ML history to match or exceed those numbers over a 9-start span are MIN Johan Santana in 2004 and STL Bob Gibson in 1968, both unanimous Cy Young Award winners.
- Went 10-1 at home with a 1.27 ERA—the lowest home ERA by an AL pitcher since CAL Nolan Ryan (1.07) in 1972.
- Faced his childhood idol, Félix Hernández, in consecutive starts from June 3-9, and went 1-0 with a 0.75 ERA (12.0 IP, 2 R/1 ER)...in the first of these starts, pitched in front of family and friends in his first career start at Safeco Field.
- On June 3 at SEA, struck out his first seven batters faced, tying an AL record...joined CWS Carlos Rodón on Sep 30, 2016 vs. MIN and CWS Joe Cowley on May 28, 1986 at TEX...his 7 consecutive strikeouts to start the game fell 1 shy of tying a modern ML record.
- Replaced CLE Corey Kluber on the AL All-Star roster...was the first selection of his career...was the third pitcher used by the AL and tossed 1.2 IP, yielding a homer to Willson Contreras on the first pitch of his outing...struck out Nolan Arenado, Matt Kemp and Bryce Harper.
- Was named AL Pitcher of the Month for August and September, the youngest pitcher in either league to win back-to-back awards since MIN Johan Santana (July, August, September) in 2004...went 4-0 with a 1.04 ERA (3 ER, 26.0 IP) in 5 starts in August and 5-0 with a 1.26 ERA (5 ER, 35.2 IP) in 6 starts in September.
- On Aug 10 at TOR, retired all 15 BF on 47 pitches in his second start after returning from the 10-day IL...it was the 4th time since Baseball Reference data is available (1908) that a starting pitcher was pulled with a perfect game through at least 5 IP...joined LAD Rich Hill on Sep 10, 2016 at MIA (70 IP)—his third start back from the injured list; DET Daniel Norris on Sep 22, 2015 vs. CWS (5 IP)—his second start back from the injured list; and HOU Bob Knepper on Oct 5, 1986 vs. ATL (5 IP)—the club's regular season finale and a tuneup start for the postseason.

BLAKE SNELL

2017

- Made 24 starts over three stints with the Rays, and made 7 starts for Durham over a 6-week assignment there.
- Began the season as the Rays No. 4 starter, was optioned to Durham on May 14 after 8 starts, recalled June 28, optioned Aug 4 and recalled Aug 8...did not miss a start between his second and third stints, as Alex Cobb was placed on the injured list with turf toe.
- In his 3rd stint with the Rays and final 10 starts after the Aug. 8 recall, he went 5-1 with a 2.84 ERA (57-IP, 18-ER) and averaged 16.0 pitches per inning...did not allow an earned run in four of those 10 starts, and went at least 6 IP in 7 of them.
- Compiled a 15-start winless streak (April 6–Aug 10) and 10-start unbeaten streak (July 29–Sep 20)...the 15-start winless streak was the longest by any pitcher to begin a season since MIL Marco Estrada (15) in 2012, and it tied Tanyon Sturtze in 2002 for the longest in club history to begin a season.
- Became the first pitcher in AL history to make a pair of scoreless starts against the Cubs in the same season... earned no decision on July 5 at CHC when the bullpen yielded 7 runs in a 7-3 loss...on Sep 20 at home, threw 7.0 IP of 2-hit ball in an 8-1 win over Jon Lester.
- On Oct 1 vs. BAL, totaled 7 IP, 2 H, 0 R, 0 BB and 13 SO in a 6-0 victory...the 13 SO remain tied for a career high and were the most by a Rays pitcher since Chris Archer (15) on June 2, 2015 at LAA and most by a Rays lefty since David Price (13) on Sep 25, 2012 at BOS...it was only the third time in Rays history a pitcher recorded at least 13 SO without allowing a run, joining Price (14) on Aug 28, 2011 at TOR and James Shields (13) on May 22, 2011 at FLA.
- Made 7 starts during his 6-week stay with Durham.

2016

- Named the club's 2016 Outstanding Rookie by the Tampa Bay Chapter of the BBWAA.
- Ranked 3rd among AL rookies with 19 starts and 5th with 98 SO...his 3.54 ERA ranked 2nd among AL rookies (min. 10 starts) behind DET Michael Fulmer (3.06).
- His 9.91 SO/9 IP ratio led AL rookies, set a club rookie record and ranked 8th overall in the A (min. 10 starts).
- Yielded only 5 HR in 89.0 IP with the Rays...min. 10 starts, his 0.51 HR/9 IP ratio led all ML rookies, was a club rookie record and ranked 3rd overall behind OAK/LAD Rich Hill (0.33) and LAD Clayton Kershaw (0.48).
- Min. 75.0 IP, his 19.3 pitches per inning were the most in the majors and in club history...his 5.16 BB/9 IP (89.0 IP, 51 BB) was the highest in the majors and highest by a Ray since Seth McClung (5.94) in 2006.
- Recalled from Durham on April 23 to make a spot start, the 3rd Rays pitcher to make his major league debut at Yankee Stadium (David Price in '08, Bobby Seay in '01)—

218

but first as a starter...his line: ND, 5.0 IP, 2 H, 1 R, 6 SO... his 6 SO were the most by a visiting pitcher in his debut at Yankee Stadium since BOS Robinson Checo (6) on Sep 16, 1997...twice struck out Álex Rodríguez, who he grew up watching as a young Mariners fan...the only run scored on a 1st-inning wild pitch...left with a 2-1 lead but earned no decision in the 3-2 loss.

- Recalled again on June 16 and remained in the majors through the end of the season.
- At the time of his June 16 recall, his 90 SO led the International League and ranked 2nd in the minors...also led the IL with 12.86 SO/9 IP...in his final start, June 10 at Lehigh Valley (Phillies), recorded 13 SO in 5.2 IP.

2015

- Named Minor League Player of the Year by *USA Today* and *Baseball America* in 2015...was 15-4 with a 1.41 ERA and 163 SO in 25 app. (23 starts) between Charlotte (A), Montgomery (AA) and Durham (AAA)...across all 3 levels, struck out 31.3% of all batters faced...his combination of wins (15), ERA (1.41) and SO (163) could be matched only 3 times in the minors over the previous 75 years.
- His 1.41 ERA led all minor league qualifiers and was the lowest for a full-season pitcher since Justin Verlander's 1.29 ERA in 2005...also led all minor league pitchers with a .182 opp avg. and ranked 4th in wins and strikeouts.
- Did not allow a run in his first 46.0 IP, extending his scoreless streak to 49.0 IP dating back to the end of 2014... didn't allow a run in 21.0 IP at Charlotte or in his first 25.0 IP at Montgomery...according to *Baseball America*, finished 3.0 IP shy of tying the longest single-season modern minor league record held by Brad Thompson for Double-A Tennessee (Cardinals) in '04.
- Pitched a perfect inning in both the Futures Game @ Great American Ball Park and in the SL All-Star Game.
- Ranked by *Baseball America* as the No. 12 overall prospect in the minors following the season...was the No. 1 prospect in the Rays system...the publication also tabbed him as having the Best Changeup in the organization.

2012-14

- In **2014**, named Minor League Pitcher of the Year by the Rays Baseball Operations department...ranked 3rd in the system with 119 SO and 4th with a 3.19 ERA...threw the 1st no-hitter in Charlotte history on Aug 2 (rain-shortened, 5.1 IP) over Daytona...ranked by *Baseball America* as having the Best Slider in the organization following the season.
- In **2013**, led Class-A Bowling Green with 106 SO, but his 7.3 BB were 2nd in the Midwest League.
- In **2012**, named MVP for Rookie-Level Princeton by the Rays Baseball Operations department...also honored as the Appalachian League Pitcher of the Year.

BLAKE SNELL



PERSONAL

- Blake has a pizza named after him at Spiro's Pizza and Pasta in Shoreline, Wash...the pie comes with Italian salami, pepperoni, Canadian bacon and mozzarella cheese...Spiro's remains one of his favorite food spots.
- Along with Diamondbacks infielder Jake Lamb, Blake sponsors one corner of the University of Washington's Husky Ballpark..."Blake's Corner" hosts underprivileged kids, with tickets provided by Blake himself.
- His remodeled home in Lynnwood, Wash., features a dedicated gaming space with a custom computer and four monitors on the wall...he collects cleats from fellow athletes to display in the room.
- He regularly streams his video games via his Twitch channel (@classicyfamous), which has more than 10,000 subscribers
- He owns more than 400 pairs of shoes...began his collection in the 7th grade by saving the money he earned from catching the bullpens of his father's pitching students.

- Blake does everything right-handed, except on the baseball field.
- He is a big fan of the University of Washington and Seattle Seahawks...he never misses a game, whether in person or on television.
- Blake's alter-ego, "Snellzilla," became nationally known in 2018...teammates have simply called him Zilla, his preferred nickname for Players' Weekend.
- His father, Dave, is in his 7th year as head baseball coach at Shoreline (Wash.) Community College...Dave pitched 6 minor league seasons with Royals and Mariners from 1983-88.
- Currently has two dogs, Junior, named for Ken Griffey Jr., and Deuce.

BLAKE SNELL

BLAKE SNELL CAREER PITCHING

Season	Team	League	W	L	ERA	G	GS	CG	SHO	SV	IP	H	R	ER	HR	HB	BB	SO	WHIP	AVG	AB	WP	GIDP	TBF	NP-S
2011	RAY	ROK	1	2	3.08	11	8	0	0	0	26.1	30	9	9	0	0	11	26	1.56	.291	103	4	1	115	202/156
2012	PRN	ROK	5	1	2.09	11	11	1	1	0	47.1	34	12	11	4	4	17	53	1.08	.202	168	2	4	189	358/275
2013	BG	A(Full)	4	9	4.27	23	23	0	0	0	99.0	90	55	47	8	2	73	106	1.65	.245	367	13	5	447	926/602
2014	BG	A(Full)	3	2	1.79	8	8	0	0	0	40.1	26	10	8	1	0	19	42	1.12	.184	141	4	3	161	361/262
2014	CHA	A(Adv)	5	6	3.94	16	16	1	1	0	75.1	69	40	33	1	5	37	77	1.41	.245	282	9	11	330	621/447
2015	CHA	A(Adv)	3	0	0.00	4	2	0	0	0	21.0	10	0	0	0	0	11	27	1.00	.143	70	1	2	82	217/155
2015	MTG	AA	6	2	1.57	12	12	0	0	0	68.2	45	13	12	5	1	29	79	1.08	.191	236	5	7	268	1127/698
2015	DUR	AAA	6	2	1.83	9	9	0	0	0	44.1	29	11	9	2	1	13	57	0.95	.187	155	5	2	171	707/455
2016	DUR	AAA	3	5	3.29	12	12	0	0	0	63.0	56	23	23	4	2	28	90	1.33	.234	239	6	5	270	1127/707
2016	TB	MLB	6	8	3.54	19	19	0	0	0	89.0	93	44	35	5	0	51	98	1.62	.269	346	6	7	401	1716/1037
2017	DUR	AAA	5	0	2.66	7	7	0	0	0	44.0	43	13	13	5	0	15	61	1.32	.254	169	4	1	187	733/486
2017	TB	MLB	5	7	4.04	24	24	0	0	0	129.1	113	65	58	15	0	59	119	1.33	.234	482	8	15	547	2278/1359
2018	TB	MLB	21	5	1.89	31	31	0	0	0	180.2	112	41	38	16	1	64	221	0.97	.178	630	13	15	700	2918/1815
2019	TB	MLB	6	8	4.29	23	23	0	0	0	107.0	96	53	51	14	1	40	147	1.27	.241	399	11	4	441	1891/1213
2020	TB	MLB	4	2	3.24	11	11	0	0	0	50.0	42	19	18	10	0	18	63	1.20	.228	184	7	4	203	872/539
2021	SD	MLB	7	6	4.20	27	27	0	0	0	128.2	101	61	60	16	3	69	170	1.32	.214	472	7	10	550	2347/1425
Career		MLB	49	36	3.42	135	135	0	0	0	684.2	557	283	260	76	5	301	818	1.25	.222	2513	52	55	2842	12022/7388
Career		Minors	41	29	2.81	113	108	2	2	0	529.1	432	186	165	30	15	253	618	1.29	.224	1930	53	41	2220	6379/4243

WILD CARD

Season	Team	League	W	L	ERA	G	GS	CG	SHO	SV	IP	H	R	ER	HR	HB	BB	SO	WHIP	AVG	AB	WP	GIDP	TBF	NP-S
2020	TB	MLB	1	0	0.00	1	1	0	0	0	5.2	1	0	0	0	0	2	9	0.53	.059	17	0	1	19	82/48

DIVISION SERIES

Season	Team	League	W	L	ERA	G	GS	CG	SHO	SV	IP	H	R	ER	HR	HB	BB	SO	WHIP	AVG	AB	WP	GIDP	TBF	NP-S
2019	TB	MLB	0	1	1.69	3	1	0	0	1	5.1	4	1	1	1	0	0	7	0.75	.200	20	0	0	20	91/58
2020	TB	MLB	0	1	7.20	1	1	0	0	0	5.0	6	4	4	3	0	2	4	1.60	.300	20	1	0	23	84/50
Career	Multiple	MLB	0	2	4.35	4	2	0	0	1	10.1	10	5	5	4	0	2	11	1.16	.250	40	1	0	43	175/108

CHAMPIONSHIP SERIES

Season	Team	League	W	L	ERA	G	GS	CG	SHO	SV	IP	H	R	ER	HR	HB	BB	SO	WHIP	AVG	AB	WP	GIDP	TBF	NP-S
2020	TB	MLB	1	1	3.00	2	2	0	0	0	9.0	9	3	3	1	0	6	6	1.67	.281	32	1	1	38	187/106

WORLD SERIES

Season	Team	League	W	L	ERA	G	GS	CG	SHO	SV	IP	H	R	ER	HR	HB	BB	SO	WHIP	AVG	AB	WP	GIDP	TBF	NP-S
2020	TB	MLB	0	0	2.70	2	2	0	0	0	10.0	4	3	3	1	0	4	18	0.80	.118	34	0	0	38	161/97

POSTSEASON (COMBINED)

Season	Team	League	W	L	ERA	G	GS	CG	SHO	SV	IP	H	R	ER	HR	HB	BB	SO	WHIP	AVG	AB	WP	GIDP	TBF	NP-S
2019	TB	MLB	0	1	1.69	3	1	0	0	1	5.1	4	1	1	1	0	0	7	0.75	.200	20	0	0	20	91/58
2020	TB	MLB	2	2	3.03	6	6	0	0	0	29.2	20	10	10	5	0	14	37	1.15	.194	103	2	2	118	514/301
Career	Multiple	MLB	2	3	2.83	9	7	0	0	1	35.0	24	11	11	6	0	14	44	1.09	.195	123	2	2	138	605/359

ALL STAR

Season	Team	League	W	L	ERA	G	GS	CG	SHO	SV	IP	H	R	ER	HR	HB	BB	SO	WHIP	AVG	AB	WP	GIDP	TBF	NP-S
2018	AL	MLB	0	0	5.40	1	0	0	0	0	1.2	1	1	1	1	0	2	3	1.80	.167	6	0	0	8	39/19

CAREER TRANSACTIONS

OPTIONS USED: 2/3

2011 Signed by TB as a first-round (52nd overall) selection in the First-Year Player Draft, June 16

2020 Acquired by SD from TB in exchange for Blake Hunt, Cole Wilcox, Francisco Mejía and Luis Patiño, December 29



CRAIG STAMMEN



Height: 6-2 Bats: R
Weight: 231 Throws: R

34

**RIGHT-HANDED
PITCHER**

Full Name	Craig Nicholas Stammen
Date of Birth	March 9, 1984 in North Star, Ohio
Current Residence	Cincinnati, Ohio
2021 Opening Day Age	38
MLB Service Time	10.160
MLB Debut	May 21, 2009 vs. PIT (with WSH)
How Obtained	Signed as a Major League free agent on January 17, 2020
Contract Status	Signed through 2022

STAM-en
@cstammen35
craigstammen

QUICK HITS

WORK HORSE Since joining the Padres (2017-21), his 300 appearances are 4th-most in the Majors.

LIKE FINE WINE Earned 10 years of Major League service time on Monday, April 12.

STILL GOING STRONG Ended the 2021 campaign with 529 career appearances, tied with Jake Diekman for the 24th-most appearances among all active ML pitchers.

NO FREE PASSES In 2021, struck out 83 batters and walked 13. The 3.7 BB% was a career low and ranked in the top percentile in MLB.

2021 SEASON

- Went 6-3 with a 3.06 ERA (30 ER, 88.1 IP) across 67 appearances (4 starts), T-2nd most appearances out of the SD pen with Emilio Pagan, behind only Tim Hill's 78.
- Recorded 83 strikeouts against 13 walks...his 7.80 SO/BB ratio (78/10) as a reliever was the highest ratio in the NL and 3rd-highest in the majors, behind only CWS' Liam Hendriks and LAA's Raisel Iglesias.
- His 3.7 BB% was a career low and ranked in the top 1% in MLB.
- Tossed 2.0 IP-or-more in 20 app. in '21, which was 3 more than the number of times he did so from 2018-20.
- His lone save on the season came in his 5th outing of the campaign on April 15 @ PIT, tossing 3.0-shutout innings of 3-hit ball...it was 12 days after Ryan Weathers earned a save in 3.0 IP in his first career regular season appearance...prior to Weathers and Stammen, Brian Sweeney was the last Padre to record a 3.0 inn. save (Sept. 16, 2006 vs. LAD), and there have now only been 5 instances of an SD reliever recording a 3.0+ inning save since 1999.
- Posted a season-long 13.0 scoreless-inning streak across 11 appearances from April 25-May 22, T-3rd longest scoreless-inning streak of his career and the 2nd-longest by an SD reliever in '21.
- Placed on the paternity leave list from July 20-23...Craig's wife, Audrey, gave birth to their son, Ty, on Tuesday, July 30.
- Made 4 starts on the season...his June 29 start at CIN was

ACCOLADES

Bob Feller Act of Valor Award (2020)

Padres Community Chairman's Award (2017)

his first start since August 4, 2010 with WSH, snapping a streak of 457 relief appearances across 590.0 IP.

- Tossed his 2nd-double digit scoreless-inning streak of the season across 9 appearances from Aug. 15-Sept. 7.
- Twirled 3.2-shutout innings Sept. 19 @ STL, the 3rd-longest relief outing of his career...it was the start of 3 consecutive outings of 2.0+ IP-or-more, the 1st time he did so as a Padre (since 2017).
- Struck out 4 hitters in the top of the 6th inning in Game 2 of the Sept. 24 doubleheader vs. ATL, joining Miguel Diaz and Luke Gregerson as the only pitchers in SD history with 4 K's in 1 IP...it was one of six 4 strikeouts innings in MLB in '21.
- Went 2-3 with a 3.28 ERA (13 ER, 35.2 IP) in his 31 appearances (1 start) vs. the NL West...since joining the Padres in 2017 thru 2021, his 142 appearances vs. the division are most in the majors, ahead of Kenley Jansen's 139 and Andrew Chafin's 126.
- Was 2-0 with a 0.84 ERA (1 ER, 10.2 IP) with a .114 opp. AVG in his 8 Interleague appearances.
- His 22 inherited runners were 2nd-most in SD's pen, behind only Tim Hill's 46.
- His 13 HR allowed were 2nd-most among all NL relievers, behind only Emilio Pagan's 16, and T-5th-most among all ML relievers.
- Relied on 5 pitches: Sinker (47%), Curveball (30%), Cutter (22%), Changeup (0.5%), Four-Seam Fastball (0.3%).

2020

- His 24 appearances T-1st out of the Padres pen with Pierce Johnson and his 4 wins T-2nd on the entire SD staff.
- Gave up multiple earned runs in 3 outings (59.40 ERA)...gave up just 4 ER across his other 21 app. (1.61 ERA), allowing just 16 hits and 3 BB.
- Posted a season-high 6.1 scoreless IP streak across 6 outings from Sept. 4-19, allowing just 3 hits (.150 AVG) while striking out 6.

CRAIG STAMMEN



- Relied on 5 pitches: sinker (65.0%), slider (20.7%), curve (12.2%), changeup (1.6%) and 4-seamer (0.5%)...his 2.5 barrel % ranked in the top 3%.

POSTSEASON: Worked in his 1st Postseason since 2014 while with WSH, posting scoreless outings in 3 of his 4 appearances...made his 1st-career Postseason start in Game 3's decisive Wild Card series victory vs. STL, allowing 1 hit over his 1.2 IP, starting off SD's 9.0 inning bullpen shutout...it was also his 1st start overall since '10 while with WSH...retired all 4 batters he faced in Game 1 of the NLDS vs. LAD before allowing 3 runs on 3 hits in Game 3.

2019

- Set career highs in appearances (76), holds (31) and saves (4) and matched his career highs in wins (8) and losses (7)...his 8 wins ranked T-7 among all ML relievers and T-4 in the NL.
- His 31 holds were a career high and finished with OAK Jake Diekman and HOU Ryan Pressly for the most in the majors...his 31 holds rank 6th on the Padres' single-season record list and were the most since 2010 when Mike Adams had 38 holds and Luke Gregerson set the record with 40 holds.
- Appeared in a career-high 76 games, passing his previous career-high of 73 games in 2018...his 76 appearances led the club, ranked 4th in the NL and finished T-6th with OAK Jake Diekman for the most in baseball...most of his appearances came in the 7th inning or later (71.1 IP) during which he faced 297 batters, the most in MLB.
- Faced 230 batters in close and late situations, the 2nd-most in the NL and the 3rd-most in baseball, trailing only MIL Josh Hader (246) and MIN Taylor Rogers (239).
- His 33 inherited runners and 125 induced ground balls led the Padres relief corps.
- Pitched to a 6-2 record with 1 save and a 2.08 ERA (7 ER, 30.1 IP) in 29 1-run games...his 6 wins in 1-run games finished T-1st in the majors with ATL Luke Jackson, ARI Mike Leake and BOS Brandon Workman.
- Converted a career-high 4 saves in a career-high 13 save opportunities...his 9 blown saves were the most by a pitcher in 2019 and ranked T-7th with Scott Linebrink (2006) and Gary Lucas (1982) for the most in club history.
- Began the season with a 0.96 ERA (1 ER, 9.1 IP) and 7 consecutive holds through his 1st 9 appearances from March 28-April 13, limiting hitters to a .206 clip.
- Gave up a career-high 4 HR on June 9 vs. WSH, becoming the 1st Padres pitcher to allow 4 consecutive HR...it was 2nd time in club history in which this occurred (previously: Sept. 18, 2006 at LAD off Jon Adkins and Trevor Hoffman).
- Prior to the All-Star break, he went 6-4 with a 3.83 ERA, a .275 opponent AVG and 4 saves...went 2-3 after the ASG with a 2.57 ERA and a .215 opponent AVG.

CRAIG STAMMEN



2018

- In his 2nd full season with SD, allowed just 3 HR in 73 app...had 8 wins, 23 holds and 88 SO with a 1.04 WHIP.
- Led the SD relief crew in wins, appearances, IP (79.0), batters faced (317), holds, inherited runners (33), inherited runners scored percent (36.4 %).
- Threw the fewest pitches per game on average of any reliever on the club (16.0).
- His 7 wins against NL opponents tied for the most of any reliever (also: LAD's Ross Stripling and MIL's Jeremy Jeffress and Corbin Burnes).

2017

- Made 60 appearances out of the SD bullpen in his 1st season with the Friars...his 80.1 IP ranked 3rd among NL relievers and 5th among all ML relievers, the most since he worked 81.2 innings in 2013 while with WSH.
- Fanned 7 batters on May 19 vs. ARI, his career high as a reliever.
- Had a 15.0-scoreless inning streak (in a span of 13 games) from Aug. 17-Sept. 18.
- Faced 26 batters and inherited 24 runners with the bases loaded, which were both the most of any reliever in baseball.
- After the All-Star break, he posted a 1.10 ERA (4 ER, 32.2 IP) in 31 appearances...the mark led all NL relievers in the 2nd half of the season (min. 30.0 IP).

2016

- Split the season between Columbus (AAA), Arkansas (AA) and the AZL Indians (R), pitching to a combined 1-4 record with a 3.62 ERA (11 ER, 27.1 IP) and 28 SO against 5 BB in 23 games (2 starts).
- Signed by CLE as a minor league free agent on February 8.
- Began the season with Columbus (AAA) before being placed on the 7-day DL, pitching in 3 games (2 starts) for the AZL Indians on a rehab assignment.

2015

- Appeared in 5 games for WSH, giving up 0 runs in 5.0 innings of relief.
- Placed on the 15-day DL on April 15 with a torn right flexor tendon...transferred to the 60-day DL on June 6.

2014

- Went 4-5 with a 3.84 ERA (31 ER, 72.2 IP) in 49 games out of the bullpen for WSH...from 2012-2014, led all Nationals relievers in IP (242.2).

2013

- Over 55 games with WSH he went 7-6 with a 2.76 ERA (25 ER, 81.2 IP).
- Ranked 3rd in the NL with a team-leading 81.2 relief IP...had the top ERA among relievers to pitch 80.0+ IP of relief.
- His 133 ground balls induced were 5th-most in the majors.

2012

- Spent the entire season with WSH after making the club out of spring training in a long relief role.
- Led the WSH bullpen with 6 wins...ranked among NL relievers in IP (2nd, 88.1 IP) and wins (T-5th, 6).
- Had an ERA of 1.89 when working 2.0 innings-or-more...successfully stranded 22 of 27 inherited baserunners (81%).
- Earned his 1st career save on Sept. 29 after pitching a scoreless 10th inning at STL.

2011

- Split the season between Syracuse (AAA) and WSH.
- Started the season in SYR and went 10-7 with a 4.75 ERA (75 ER, 142.0 IP) with 127 SO and 40 BB in 25 G (24 GS).
- Had 2 stints with WSH, June 4-14 and again on Sept. 2 through the end of the year...went 1-1 with a 0.87 ERA (1 ER, 10.1 IP) with 12 SO against 4 BB in 7 relief app...limited opposing big league batters to a .088 AVG (3-for-34).


2010

- Split the season between Syracuse (AAA) and WSH, compiling a 4-4 record with a 5.13 ERA (73 ER, 128.0 IP) in 19 app (all starts) in his sophomore season.
- Began the season in the WSH starting rotation for the 1st time in his career.
- Returned to the WSH starting rotation on June 29 and pitched 7.1 IP the next night vs. ATL to earn the win.
- Assigned to the bullpen on Aug. 8 and posted a 5.48 ERA in 16 relief appearances to finish out the season.

2009

- Split the season between Syracuse (AAA) and WSH, pitching to a 4-7 record with a 5.11 ERA (60 ER, 105.2 IP) in 19 games (all starts) during his ML debut campaign.
- Had a 4-2 record with a 1.80 ERA (8 ER, 40.0 IP) over 7 starts at SYR before his call up on May 20.
- His ML debut and 1st-career start came on May 21 vs. PIT...

CRAIG STAMMEN



tossed 6.1 scoreless IP while retiring 19 of first 20 batters faced, but he received the no-decision.

- Earned his 1st ML win on June 18, tossing 6.1 innings scoreless innings in a 3-0 WSH win at NYY.
- Did not pitch after Aug. 29 and had surgery performed on September 6 to remove bone spurs.

2005-2008

- Split the **2008** season between Columbus (AAA), Harrisburg (AA) and Potomac (A), pitching to a 8-7 record with a 3.52 ERA (59 ER, 150.2 IP) over 30 G (23 starts)... named to the Carolina League Mid-Season All-Star team... earned Eastern League Pitcher of the Week honors on July 13 after going 2-0 with a 0.64 ERA over 2 starts...spent most of the **2007** season with POT, while also making one spot start for CLB...split the **2006** season between Savannah (A) and POT, pitching to a combined 6-11 record with a 4.04 ERA (64 ER, 142.2 IP) in 28 games (27 starts)... began his professional career in **2005** with Vermont (A) after being selected by WSH in the 12th-round of the First-Year Player Draft out of the University of Dayton.

PERSONAL

- Son of Jeff and Connie. Married to Audrey, who hit a hole-in-one in January 2017 on their honeymoon. Craig captured the hole-in-one on video and it went viral, including being featured on The Today Show. Audrey has coached women's volleyball at the University of Maryland and the University of Dayton. The couple has a son, Chase Samuel Stammen and a daughter, Summitt.
- Was a 3-sport athlete at Versailles High School (OH). Pitched at the University of Dayton where he is the all-time strikeout leader. Earned his degree in entrepreneurship and business management. Was an Atlantic 10 Academic All-Conference selection.
- Enjoys golfing and his all-time favorite baseball player is Eric Davis. Enjoys listening to Zac Brown Band. Has been known to frequent Chipotle. His favorite TV show is *Survivor* and his favorite movies are *Iron Man* and *Tin Cup*. He is a fan of John Wooden's messages. Roots for the Cincinnati Bengals and the University of Notre Dame.

CAREER TRANSACTIONS

OPTIONS USED: 2/3

2005	Signed by WSH as a 12th-round selection in the First-Year Player Draft, June 11
2016	Signed by CLE as a minor league free agent, February 8 Signed by SD as a minor league free agent, December 24
2018	Signed by SD as a Major League free agent, January 6
2020	Signed by SD as a Major League free agent, January 17

CRAIG STAMMEN



CRAIG STAMMEN CAREER PITCHING

Season	Team	League	W	L	ERA	G	GS	CG	SHO	SV	IP	H	R	ER	HR	HB	BB	SO	WHIP	AVG	AB	WP	GDP	TBF	NP-S
2005	VER	A(Short)	4	5	4.06	13	7	0	0	0	51.0	62	36	23	2	2	12	32	1.45	.297	209	3	4	225	336/283
2006	SAV	A(Full)	6	9	3.58	21	21	0	0	0	113.0	110	55	45	10	2	29	93	1.23	.251	439	8	8	479	773/642
2006	POT	A(Adv)	0	2	5.76	7	6	0	0	0	29.2	34	20	19	5	1	7	16	1.38	.288	118	4	4	128	183/152
2007	POT	A(Adv)	8	6	4.18	28	22	0	0	0	125.0	156	79	58	9	4	54	96	1.68	.311	501	16	15	566	988/719
2007	COL	AAA	0	1	12.27	1	1	0	0	0	3.2	4	5	5	1	0	3	2	1.91	.267	15	0	0	18	72/37
2008	POT	A(Adv)	4	2	2.21	15	9	0	0	1	69.1	59	24	17	6	1	17	62	1.10	.227	260	2	6	279	472/389
2008	HAR	AA	3	1	1.64	6	6	0	0	0	38.1	22	8	7	1	0	11	31	0.86	.171	129	0	4	144	243/197
2008	COL	AAA	1	4	7.33	9	8	0	0	0	43.0	62	35	35	3	2	16	35	1.81	.354	175	4	4	198	687/435
2009	SYR	AAA	4	2	1.80	7	7	0	0	0	40.0	33	10	8	4	0	8	14	1.03	.223	148	0	4	162	571/357
2009	WSH	MLB	4	7	5.11	19	19	1	0	0	105.2	112	67	60	14	3	24	48	1.29	.271	414	7	4	448	1584/989
2010	SYR	AAA	2	0	2.25	3	3	1	1	0	20.0	18	5	5	2	1	3	10	1.05	.237	76	0	3	81	275/175
2010	WSH	MLB	4	4	5.13	35	19	0	0	0	128.0	151	78	73	13	1	41	85	1.50	.297	509	3	16	562	2090/1280
2011	SYR	AAA	10	7	4.75	25	24	1	1	0	142.0	163	80	75	18	1	40	127	1.43	.287	568	6	14	616	2280/1448
2011	WSH	MLB	1	1	0.87	7	0	0	0	0	10.1	3	1	1	0	0	4	12	0.68	.088	34	1	1	38	149/94
2012	WSH	MLB	6	1	2.34	59	0	0	0	1	88.1	70	27	23	7	2	36	87	1.20	.215	326	3	7	370	1386/869
2013	WSH	MLB	7	6	2.76	55	0	0	0	0	81.2	78	30	25	4	2	27	79	1.29	.262	298	2	8	339	1280/806
2014	WSH	MLB	4	5	3.84	49	0	0	0	0	72.2	78	34	31	5	3	14	56	1.27	.276	283	1	8	304	1135/738
2015	WSH	MLB	0	0	0.00	5	0	0	0	0	4.0	2	0	0	0	0	3	3	1.25	.154	13	0	0	17	65/40
2016	IND	ROK	1	0	6.00	3	2	0	0	0	3.0	4	2	2	0	0	0	8	1.33	.308	13	1	0	13	31/29
2016	AKR	AA	0	1	0.79	10	0	0	0	0	11.1	9	2	1	1	0	3	9	1.06	.214	42	0	0	47	154/106
2016	COL	AAA	0	3	5.54	10	0	0	0	0	13.0	16	8	8	2	2	11	1.38	.302	53	0	0	57	185/127	
2017	SD	MLB	2	3	3.14	60	0	0	0	0	80.1	68	29	28	12	0	28	74	1.20	.229	297	2	12	329	1285/823
2018	SD	MLB	8	3	2.73	73	0	0	0	0	79.0	65	25	24	3	3	17	88	1.04	.221	294	3	6	317	1167/793
2019	SD	MLB	8	7	3.29	76	0	0	0	4	82.0	80	36	30	13	2	15	73	1.16	.251	319	0	5	339	1251/808
2020	SD	MLB	4	2	5.63	24	0	0	0	0	24.0	27	16	15	2	2	4	20	1.29	.278	97	0	3	105	377/244
2021	SD	MLB	6	3	3.06	67	4	0	0	1	88.1	79	31	30	13	3	13	83	1.04	.235	336	3	10	355	1308/852
Career		MLB	54	42	3.62	529	42	1	0	6	844.1	813	374	340	86	23	226	708	1.23	.252	3220	25	80	3523	13077/8336
Career		Minors	43	43	3.95	158	116	2	2	1	702.1	752	369	308	64	14	205	546	1.36	.274	2746	44	66	3013	7250/5096

WILD CARD

Season	Team	League	W	L	ERA	G	GS	CG	SHO	SV	IP	H	R	ER	HR	HB	BB	SO	WHIP	AVG	AB	WP	GDP	TBF	NP-S
2020	SD	MLB	0	0	0.00	2	1	0	0	0	2.2	2	0	0	0	0	1	2	1.13	.200	10	0	0	11	47/31

DIVISION SERIES

Season	Team	League	W	L	ERA	G	GS	CG	SHO	SV	IP	H	R	ER	HR	HB	BB	SO	WHIP	AVG	AB	WP	GDP	TBF	NP-S
2012	WSH	MLB	0	0	9.00	4	0	0	0	0	3.0	5	3	3	1	3	2	3	2.33	.357	14	0	0	21	76/44
2014	WSH	MLB	0	0	2.25	2	0	0	0	0	4.0	3	1	1	0	0	0	2	0.75	.231	13	0	0	13	50/30
2020	SD	MLB	0	0	13.50	2	0	0	0	0	2.0	3	3	3	0	0	1	2	2.00	.333	9	1	0	10	31/21
Career	Multiple	MLB	0	0	7.00	8	0	0	0	0	9.0	11	7	7	1	3	3	7	1.56	.306	36	1	0	44	157/95

POSTSEASON (COMBINED)

Season	Team	League	W	L	ERA	G	GS	CG	SHO	SV	IP	H	R	ER	HR	HB	BB	SO	WHIP	AVG	AB	WP	GDP	TBF	NP-S
2012	WSH	MLB	0	0	9.00	4	0	0	0	0	3.0	5	3	3	1	3	2	3	2.33	.357	14	0	0	21	76/44
2014	WSH	MLB	0	0	2.25	2	0	0	0	0	4.0	3	1	1	0	0	0	2	0.75	.231	13	0	0	13	50/30
2020	SD	MLB	0	0	5.79	4	1	0	0	0	4.2	5	3	3	0	0	2	4	1.50	.263	19	1	0	21	78/52
Career	Multiple	MLB	0	0	5.40	10	1	0	0	0	11.2	13	7	7	1	3	4	9	1.46	.283	46	1	0	55	204/126



ROBERT SUAREZ

75

**RIGHT-HANDED
PITCHER**

Height: 6-2

Bats: R

Weight: 225

Throws: R



SWAH-rez

robertsuarez_75

Full Name	Robert Suarez
Date of Birth	March 1, 1991 in Caracas, Venezuela
Current Residence	Caracas, Venezuela
2022 Opening Day Age	31
MLB Service Time	0.000
How Obtained	Signed as a Major League free agent on December 1, 2021
Contract Status	Signed through 2022 (player option for 2023)

QUICK HITS

- Over his 5 seasons in Japan's Nippon Professional Baseball Organization, he compiled a 7-13 record with a 2.81 ERA (64 ER, 205.0 IP), 1.16 WHIP and 209 strikeouts to just 70 walks (3.34 SO/BB ratio) in 191 career games (all in relief) between between the Hanshin Tigers (2020-21) and Fukuoka SoftBank Hawks (2016, '18-19).
- Led all NPB pitchers with 42 saves in 2021.
- In his 2 seasons with Hanshin from 2020-21, he allowed just 2 home runs to the 437 batters he faced.

2021 SEASON

- Spent the 2021 season pitching for the Hanshin Tigers in Japan's Nippon Professional Baseball Organization and went 1-1 with a 1.16 ERA (8 ER, 62.1 IP), 0.77 WHIP (40 H, 8 BB) and 58 SO (25.3% SO rate) over 62 relief app.
- He led all NPB pitchers with 42 saves and posted a 3.5% BB rate (2 IBB).
- Set a Hanshin club record with saves in 14 straight mound appearances, breaking the previous record of 11 set by Kyuji Fujikawa, who went on to pitch for the Chicago Cubs (2013-14) and Texas Rangers (2015).
- Allowed 5.8 hits/9 IP, the lowest ratio of his 5-year stay in Japan...allowed 40 hits to the 229 batters he faced, but not one of this was a HR...also posted NPB career highs in app. (62) and IP (62.1)

2020

- In his 1st season with Hanshin, went 3-1 with a 2.24 ER (13 ER, 52.1 IP), 1.05 WHIP, 25 saves and 50 SO to 9 BB.
- His 25 saves led the Central League and ranked 4th in NPB.
- Allowed just 2 HR to the 208 batters he faced.

2019

- Made just 9 app. in his 3rd season with the Fukuoka SoftBank Hawks, going 0-4 with a 5.74 ERA (17 ER, 26.2 IP), 27 SO against 20 BB and 6 HR allowed.

2018

- In his 2nd season with SoftBank, made just 11 app., going 1-1 with a 6.30 ERA (7 ER, 10.0 IP), 10 SO and 5 BB.

2017

- Made 2 scoreless app. for Team Venezuela during the World Baseball Classic, but injured his elbow during the tournament, eventually needing Tommy John surgery.

2016

- Made his NPB debut with Softbank in 2016 with a 3.19 ERA, 2-6 record, 1 save, 26 holds and 64 SO against 18 BB.

2015

- Began his professional career with a 23-save season in 2015 with the Saraperos de Saltillo of the Triple-A Mexican League, where he fanned 48 batters vs. 7 BB over 47.1 IP.
- Allowed just 1 ER in his final 22 appearances, including scoreless outings in his final 12 appearances.

PERSONAL

- His brother, Albert, has also pitched in Nippon Professional Baseball for the Tokyo Yakult Swallows.

ROBERT SUÁREZ CAREER PITCHING

Season	Team	League	W	L	ERA	G	GS	CG	SHO	SV	IP	H	R	ER	HR	HB	BB	SO	WHIP	AVG	AB	WP	GDP	TBF	NP-S
2015	SAL	AAA	5	0	1.71	43	0	0	0	23	47.1	38	9	9	1	3	7	48	0.95	.222	171	2	6	182	669/454
Career		Minors	5	0	1.71	43	0	0	0	23	47.1	38	9	9	1	3	7	48	0.95	.222	171	2	6	182	669/454

CAREER TRANSACTIONS

2021 Signed by SD as a Major League free agent, December 1

OPTIONS USED: 0/3



FERNANDO TATIS JR.



Height: 6-4 Bats: R
Weight: 207 Throws: R

23
INFILDER

@tatis_jr
fernando_tatis21

Full Name	Fernando Gabriel Tatis Medina Jr.
Date of Birth	January 2, 1999 in San Pedro De Macoris, Dominican Republic
Current Residence	San Pedro De Macoris, Dominican Republic
2022 Opening Day Age	23
MLB Service Time	3.000
MLB Debut	March 28, 2019 vs. SF (with SD)
How Obtained	Acquired from CWS along with Erik Johnson in exchange for James Shields and cash considerations on June 4, 2016
Contract Status	Signed through 2034

QUICK HITS

SILVER SLUGGER Became the 1st shortstop in Major League history to win multiple Silver Slugger awards before turning 23.

THE RISE OF EL NIÑO MLB Network's documentary, Tatis: The Rise of El Niño, aired on July 14, 2021, the day after the All-Star Game.

HISTORIC SEASON In 2021, became the 11th player in MLB history to have a 30 2B/40 HR/25 SB season and the youngest player to ever do so. It was the 13th time overall.

STATUE NUMBERS Became the fastest player in club history to reach 50 home runs (171 games), 200 hits (173), 100 runs scored (122), and 90 XBH (90).

HEY NOW, YOU'RE AN ALL-STAR Was the starting SS for the National League in the 2021 All-Star Game in Denver. He became the 1st Padre voted into an All-Star Game start since Tony Gwynn in 1999 and the 13th Padre to ever start an All-Star game (1st since Wil Myers in 2016). At 22 years and 193 days old, he was the youngest Padre to ever start an All-Star Game. He led off against Shohei Ohtani and flew out, going 0-for-2.

MR. POPULAR Ranked as having the 2nd-most popular jersey in baseball after the 2021 season behind just Mookie Betts (based on jersey sales from MLBShop.com). Became the youngest player in history to rank in the top 2 most popular player jerseys and is the highest ranked Padres player since tracking began.

WELCOME TO THE SHOW On Feb. 1, 2021, Sony's MLB® The Show™ 21 announced that Tatis would grace the cover of the video game, becoming the youngest player to do so and the 1st Padre (game debuted in '06).

BOOM, SIGNED On February 22, 2021, the Padres signed Tatis to a 14-year contract through the 2034 season, the longest contract in MLB history.

POSTSEASON PLAY Played in all 6 Postseason games for the Padres in 2020, batting .318 (7-for-22).

RUTH, GEHRIG, TATIS AND MYERS In the 2020 Postseason, homered in the 6th and 7th innings in Game 2 of the Wild Card Series vs. STL. Wil Myers homered in the 7th and 8th innings, which was the 2nd time in MLB history that teammates homered multiple times in the same Postseason game. The other time was 88 years ago exactly by NYY's Babe Ruth and Lou Gehrig on October 1, 1932 in Game 3 of World Series @ CHC, which was the fabled game in which Ruth called his shot in the 5th.

ACCOLADES

2x All MLB First Team (SS, 2020-21)

NL All-Star (2021, SD)

2x NL Silver Slugger Award (SS, 2020-21)

NL MVP Voting (2020, 4th & 2021, 3rd)

2x NL Player of the Month (July-August 2020 & May 2021)

2x NL Player of the Week (Aug. 10, 2020 & April 25, 2021)

MLBPAA Padres Heart and Hustle Award (2019, SD)

Baseball America Major League All-Rookie Team (2019, SD)

Rookie of the Year Voting (2019, finished 3rd)

Futures Game Selection (2018, SD)

2021 SEASON

- In 130 games for the Padres in 2021, the 1st-time National League All-Star led the NL in HR (42), AB/HR rate (11.38), offensive bWAR (7.3) per Baseball Reference, average exit velocity (93.9 mph), hard hit percentage (55.6%), and barreled balls (70), and he ranked 2nd in SLG (.611), 3rd in OPS (.975), and SB (25), 4th in overall bWAR (6.6), and 7th in runs scored (99).
- For the 2nd straight season, won the NL Silver Slugger award at shortstop, becoming 1st SS in franchise history to win the award multiple times as a Padre (Gary Templeton won the award twice in his career at SS, but his 1st Silver Slugger award was with the Cardinals).
- Became the 1st shortstop in Major League history to win multiple Silver Slugger awards before turning 23.
- Joined Alex Rodriguez (1998) as the only other shortstop to hit at least 40 home runs and steal at least 25 bases in a season (min. 100 games played at SS).
- Became the 11th player in MLB history to have a 30 2B/40 HR/25 SB season and the youngest player to ever do so... was the 13th time overall.
- Led the team in runs created (113) and extra-base hits (73), and he posted a weighted on-base average (wOBA) of .408 and a .324 batting average on balls in play (BABIP).
- His 11.38 AB/HR rate led MLB and was the 2nd best ratio of any Padre batter in SD history (behind Greg Vaughn's 11.31 in 1998).

FERNANDO TATIS JR.



- Had a 1.015 OPS vs. National League West opponents, the highest of any player against the NL West (min. 200 ABs)...Tatis' 24 homers against NL West teams were the most of any NL player against a single division in 2021, and the most against the NL West in a season since Nolan Arenado's 27 HR in 2015 vs. the NL West.
- Posted his first 3 homer game on June 25 vs. ARI.
- Had 5 different 4-hit efforts in 2021, tying his career high of 4 hits originally set on July 14, 2019 vs. ATL, and he saw 2 games with a career-high 4 runs scored on April 25 @ LAD and June 25 vs. ARI...had a career-high 3 walks on June 29 @ CIN.
- In the Padres' 2nd road trip of 2021 @ LAD from April 22-25, he became the 1st player in MLB history to have 5-or-more home runs and 2-or-more stolen bases in a road series (posted a 1.779 OPS).
- Earned National League Player of the Month honors in the month of May, his 2nd NL Player of the Month Award (first was in July-August of 2020)...posted a slash line of .353/.440/.824 with 21 runs scored, 24 hits, 5 2B, 9 HR, 26 RBI and 8 SB over 20 games in May.
- Collected 25 RBI across 13 games from May 9-31, becoming the 2nd player in franchise history to log 25-or-more RBI in a 13-game span, joining Ken Caminiti (1996).
- Following his performance on May 23 vs. the Mariners, became the 6th player in history to have multiple 2-homer, 6-RBI games before turning 23 years, joining Hall-of-Famers Mel Ott and Jimmie Foxx, as well as Aramis Ramirez and Rafael Devers.
- Became the fastest player in club history to reach 50 home runs (171 games), 200 hits (173), 100 runs scored (122), and 90 XBH (90).
- Became the 1st SS in MLB history to log at least 50 HR by the time of his 200th career hit.
- On May 21st vs. Seattle, he hit a 3-run, opposite field HR for the 50th of his career, tying Ryan Braun for the 5th-fewest games needed to reach 50 HR (171 G)...the list of fewest games to 50 career HR: Pete Alonso (152 G), Rudy York (153 G), Gary Sanchez (161 G), Mark McGwire (161 G), Ryan Braun (171 G), and Tatis Jr. (171 G)...he became the fastest Padre to reach the milestone and the fastest shortstop in MLB history to do so.
- Made his 1st stint on the IL from April 6-16 with left shoulder inflammation...made another IL stint after testing positive for COVID-19 on May 11 before re-aggravating his shoulder on June 19 diving for a ball...missed 1 game before returning to the lineup the day after...placed again on the IL with left shoulder inflammation on July 31 and was reinstated on August 15.
- On August 15, started in right field for his 1st-career appearance in the outfield (Majors or minors), and he went 4-for-5 with 1 2B, 2 HR, 4 RBI and 3 runs scored in SD's 8-2 win @ ARI...went on to start 21 straight games in the outfield from August 5-September 10 before returning to play shortstop on September 11 @ LAD...in the final 20 games of the season, appeared in the outfield just 3 times with 18 appearances at shortstop.
- Was the starting shortstop for the National League in the 2021 All-Star Game in Denver...he became the 1st Padre

FERNANDO TATIS JR.



voted into an All-Star Game start since Tony Gwynn in 1999 and the 13th Padre to ever start an All-Star game (1st since Wil Myers in 2016)...at 22 years and 193 days on the date of the ASG, he was the youngest Padre to ever start an All-Star Game...led off against Shohei Ohtani and flew out, going 0-for-2 in the game.

- His 1.069 OPS on the road was the 2nd highest mark in the NL behind Juan Soto (1.086 OPS)...had a .875 OPS at home, which led all qualifying Padres.
- Swung at the 1st pitch 41.6 percent of the time, the highest 1st-pitch swinging percentage on the club.
- His 1.214 OPS with runners in scoring position ranked 2nd in the Majors behind Juan Soto (1.265 OPS), and his 1.583 OPS with RISP/2 out led the Majors.
- His homer on September 30 @ LAD put Tatis in 2nd place on the Padres' all-time home run list in a single season (42 HR), behind Greg Vaughn's 50 in 1998.
- With his HR on September 22, he became the 10th player in MLB history to hit 40-or-more HR's at age 22-or-younger and the 15th player in MLB history to hit 40-or-more HR's with 25-or-more stolen bases in a single season...joined Johnny Bench as the only players 22-or-younger to hit 40 homers in their 1st 119 games of a season.
- Set the Padres' single season home run record for a shortstop with 34...bested Khalil Greene's previous club record of 27 home runs in 2017 with his 28th homer as a shortstop on July 21 @ STL (off Shane Greene).
- His 22 errors ranked 5th most in MLB, and his 21 errors at SS were the most of any National League SS (2nd most of any SS in the Majors behind Bo Bichette's 24 errors).

2020

- Finished his sophomore season ranking 2nd in the NL in HR (17) and runs scored (50), 4th in RBI (45) and SB (11), 5th in TB (128) & 6th in XBH (30)...his fWAR of 2.9 ranked 3rd in the NL behind just Mookie Betts (3.0) and Freddie Freeman (3.4).
- Led the Majors in average exit velocity (95.9 mph), hard hit % (62.2), and in balls hit 95+ MPH (102).
- Per Statcast, his 7 outs above average led all MLB shortstops and tied with COL's Nolan Arenado for the most of any infielder in 2020.
- After making 18 errors in 731.1 inn. in 2019 at SS, he made 3 errors in 473.1 inn. at SS in 2020...his 3 errors tied for the 2nd fewest of any NL SS who played 400.0+ inn. at SS (tied with MIL's Orlando Arcia, behind ATL's Dansby Swanson's 2).
- In his 1st 43 G of the season (until Sept. 7), Tatis hit .314 (53-for-169) with a .405 OBP, .663 SLG and 1.068 OPS (his OPS ranked 3rd in MLB in that span behind Ian Happ's 1.079 & Mike Trout's 1.071)...in his final 16 G, he hit .164 (9-for-55) with 1 2B and 2 HR for a .533 OPS.
- His .937 OPS in 2020 ranked 3rd among all shortstops (behind Corey Seager's .943 OPS and Trea Turner's .982).
- On August 9 vs. ARI, played his 100th career game, after which he had 127 career hits, 30 HR, .320 AVG, .385 OBP, .625 SLG, 1.010 OPS, 71 RBI, 248 total bases, 54 XBH and 20 stolen bases...through his 1st 100 career G, he became the 1st SS in the Modern Era (since 1900) to hit 30+ HR and the 1st player in MLB history to hit 30+ HR and steal 20+ bases...became the 9th player in MLB history to hit 30+ HR in his 1st 100 G, joining Mark McGwire (37), Cody Bellinger (34), Pete Alonso (33), Gary Sanchez (33), Rudy

FERNANDO TATIS JR.



York (33), Jose Abreu (31), Ryan Braun (30), and Aaron Judge (30)...among those who played their 1st 100 G as a Padre, Tatis had the most HR (30) and TB (248), the highest SLG (.625), and OPS (1.010), and ranked 2nd in AVG (.320, behind Gary Sheffield's .324) and hits (127, behind Steve Finley's 131)...among players 21-or-younger in their 1st 100 G, Tatis had the most HR, highest SLG, highest OPS, T-6th most hits and the 9th-highest AVG...his .625 SLG was 4th among all player's 1st 100 G: Rudy York (.640), Mark McGwire (.638), Ryan Braun (.628), and Tatis (.625).

- On Aug. 10, earned his 1st-career NL Player of the Week honor, becoming the 1st Padre winner since Manuel Margot in July 2017 and the 1st SD infielder since Chase Headley in Aug. 2011...In 6 G, he hit .435 (10-for-23) with a 1.261 SLG and 1.741 OPS with 7 R, 6 HR and 9 RBI.
- On August 17 @ TEX, hit his 10th and 11th HR of 2020, became the fastest player in SD history (24 team games) to reach the double-digit HR mark...his 2nd home run was also his 1st-career grand slam, which came on a 3-0 count with 1 out in the top of the 8th with the bases loaded and the Padres leading 10-3...since detailed pitch data became available in 1988, there have been 16 instances of a homer being hit in a 3-0 count with a 6+ run lead...within the list are 25 All-Star appearances, 8 Silver Slugger Awards, 2 MVP Awards and 1 World Series MVP...before then, the last player to do so was Manny Machado on Aug. 17, 2018 @ SEA while with LAD (was its 2-year anniversary).
- On Aug. 17, became the youngest Padre to ever have a 7 RBI game, and since RBI started being tracked in 1920, was the 6th player in MLB history under the age of 22 to have a 7 RBI game, and was just the 3rd player to have 7 RBI and 2 HR in a game (joined SF's Orlando Cepeda on June 4, 1959 and CHC's Ron Santo on June 28, 1961).
- On August 19 vs. Texas, hit his MLB-leading 12th HR of the

FERNANDO TATIS JR. MLB FIEDLING												
Season	Team	Pos	PCT	G	GS	INN	TC	PO	A	E	DP	
2019	SD	SS	.944	83	82	731.1	323	90	215	18	36	
2020	SD	SS	.984	57	57	473.1	191	72	116	3	32	
2020	SD	DH	.000	2	2	0.0	0	0	0	0	0	
2021	SD	SS	.940	102	101	842.1	351	113	217	21	45	
2021	SD	CF	.944	7	7	56.0	18	16	1	1	1	
2021	SD	RF	1.000	20	16	151.1	34	33	1	0	1	
2021	SD	DH	.000	1	1	0.0	0	0	0	0	0	
Career	SS		.951	242	240	2047.0	865	275	548	42	113	
Career	CF		.944	7	7	56.0	18	16	1	1	1	
Career	RF		1.000	20	16	151.1	34	33	1	0	1	
Career	DH		.000	3	3	0.0	0	0	0	0	0	

year, which were the most HRs by any 21-year-old in his team's 1st 26 games of a season in the Modern Era (since 1900)...Mel Ott was 2nd behind Tatis with 10 HR in 1929.

- On Sept. 2, was named NL Player of the Month for July-August, his 1st-career monthly award and the 1st Padre winner since Wil Myers in June 2016...over 37 games in July/Aug., Tatis slashed .313/.395/.660 with 38 R, 46 hits, 8 2B, 2 3B, 13 HR, 33 RBI and 7 SB.
- Had a 1.285 OPS with RISP, the 5th-best mark in MLB.
- His 5 opposite field home runs ranked T-2nd in the NL with Kyle Schwarber, behind Juan Soto's 6.
- Homered on Sept. 25 @ SF for the 1st time since Sept. 6 @ OAK (span of 15 G).
- After going hitless in 3 straight games for the 1st time in his career, he finished the season hitting safely in 6 of his final 7 games (.292, 7-for-24) with 1 2B, 2 HR and 5 RBI.

FERNANDO TATIS JR.



POSTSEASON: Played in all 6 Postseason games for the Padres in 2020, batting .318 (7-for-22) with 2 2B, 2 HR, 5 RBI, 5 BB and 5 R.

- Both Tatis Jr. and Wil Myers hit their 1st and 2nd career Postseason home runs in Game 2 of the Wild Card Series vs. STL, and Manny Machado homered in the 6th, following Tatis' 1st HR...was the 2nd time in SD Postseason history in which a pair of Padres hit back-to-back HRs (Tony Gwynn and Greg Vaughn on Oct. 17, 1998 @ NYY).
- Tatis Jr. homered in the 6th and 7th innings in Game 2 of the Wild Card Series vs. STL, and Wil Myers homered in the 7th and 8th innings, which was the 2nd time in MLB history that teammates homered multiple times in the same Postseason game...the other time was 88 years ago exactly by NYY's Babe Ruth and Lou Gehrig on October 1, 1932 in Game 3 of World Series @ CHC...was the fabled game in which Ruth called his shot in the 5th, with the game tied 4-4 and Charlie Root pitching.
- Became the youngest Padre to ever homer in a Postseason game (21 and 273 days old) and the 3rd-youngest player in MLB history to homer twice in a game, behind Carlos Correa (21 and 20 days old) on Oct. 12, 2015 and Andruw Jones (19 years and 180 days old) on Oct 20, 1996.
- His 5 RBI on Oct. 2 vs. STL (Game 2) tied with Steve Garvey for the most RBI in a Postseason game by a Padre (Garvey had 5 on Oct. 6, 1984 vs. CHC).
- Hit safely in 5 of the Padres' 6 playoff games, including a 4 game hitting streak to begin his Postseason career (hit .400; 6-for-15)...was the 1st player in Padres history to open his Postseason career with a 4-game hitting streak, and his 6 hits in that time were also the most by any Padre in their 1st 4 career Postseason games.
- In Game 2 of the NL Division Series vs. LAD, CF Cody Bellinger robbed Tatis of a 7th inning, go-ahead home run.

2019

- Selected to the ML roster on Opening Day and was the 8th-youngest position player to start on Opening Day in the past 50 seasons...became the youngest Padre (20 years, 85 days old) to play on Opening Day and the youngest Padre to play in any game since Roberto Alomar (20 years, 77 days) in 1988.
- 31 different position players have started Opening Day at Tatis' age-or-younger in the Modern Era (since 1900)...in the previous 42 years, only 3 players younger than Tatis had started on Opening Day, 2 of whom are in the Hall of Fame (Adrian Beltre, Alan Trammell and Ken Griffey Jr.).
- Became the youngest player with 2 hits on Opening Day since Robin Young (1975) and the 1st 20-year old with an Opening Day hit since Bryce Harper and Manny Machado (2013).
- Produced a 3.6 WAR in 84 games during his rookie campaign...prior to 2019, in the 12 seasons since the Padres last Postseason appearance (2006), Padres shortstops had combined for a 3.1 WAR (FanGraphs).
- Was 1 of 11 players in 2019 to play in at least 84 games and have a .969+ OPS...full list includes 7 2019 All-Stars: Tatis



FERNANDO TATIS JR.

Jr., Christian Yelich, Mike Trout, George Springer, Anthony Rendon, Ketel Marte, Mitch Garver, Nelson Cruz, Alex Bregman, Cody Bellinger and Yordan Alvarez...he was the 4th player in baseball history to produce a .969+ OPS in at least 84 games played in a single season prior to turning 21, joining Alex Rodriguez, Ted Williams and Mel Ott in their age-20 seasons.

- Joined Nomar Garciaparra (1997) as the only rookie SS to record 20+ HR and 15+ SB in a season...his 22 HR were the most for any SS in ML history in a season before turning 21 (besting Alex Rodriguez's previous record of 21 HR in 1996 as a 20-year-old)...with 22 HR and 16 SB, he was the 6th player since 1960 to post 20 HR/15 SB before turning 21, joining Ronald Acuña Jr. (2018), Mike Trout (2012), Bryce Harper (2012), Rodriguez (1996) and Ken Griffey Jr. (1990).
- Among those who played more than 10 games for the Padres in 2019, he led the team in AVG (.317), OBP (.379), SLG (.590), OPS (.969), wOBA (.417) and BABIP (.410)... despite playing just 84 games (11th-most on the club), he ranked 1st on the team in 3B (6), T-2nd in SB (16), 3rd in hits (106) and runs created (74), 4th in runs scored (61), T-4 in HR (22), XBH (41) and RBI (53) and 7th in BB (30).
- Hit .526 (10-for-19) in the Padres 4-game series @ COL from June 13-16, tying with Manny Machado for the 3rd-highest clip in a 4-game set in all of 2019 (behind Charlie Blackmon's .625 AVG and Starlin Castro's .579).
- In SD's win on June 14 @ COL, the Padres faced a 6-run deficit in the 9th before mounting the largest 9th inning comeback in team history, tying the game at 11-11...Tatis contributed a pair of hits in the inning, and later tripled in the 12th, scoring the eventual game-winning run...SD had never before overcome a deficit of 6+ runs in the 9th inn. (win or loss), and Tatis' 2nd hit in the inning off Wade Davis was 115.9 mph, the hardest hit ball of any Padre in 2019.
- Had his 1st-career multi-HR game on July 7 at Dodger Stadium...in doing so, he and his dad, Fernando Tatis Sr. became the 1st father/son duo to post multi-HR efforts at the same ballpark since Bobby and Barry Bonds in 1999 and then 2003 at Shea Stadium.
- Had a team-long 14-game hit streak from July 26-Aug. 10.
- At the time of his last game on Aug. 13, led all ML rookies in OPS (.969) and SLG (.590)...2nd in OBP (.379), AVG (.317) and SB (16)...was among ML leaders in BABIP (2nd, .410), OPS (9th, .969), AVG (9th, .317) and SLG (9th, .590).
- Hit 4 leadoff HR's in an 11-day span and in back-to-back games on July 29-30 and August 7-8...finished the season with a franchise record 6 leadoff HRs, breaking Will Venable's record of 5 leadoff dingers in 2011.
- Missed 77 G across 2 separate stints on the IL...placed on the 10-day IL with a left hamstring strain on April 30 (retro: April 29) after stretching for a throw on a force play at 2B on April 28 @ WSH...had slashed .300/.360/.550 with 12 XBH (5 2B, 1 3B, 6 HR), 13 RBI, 8 BB, 6 SB and a .910 OPS in 27 games prior to the injury...reinstated from the IL on June 6 after missing 34 G.
- Slashed .325/.387/.607 with a .994 OPS in 57 G before

landing on the 10-day IL on Aug. 16, sustaining a season-ending stress reaction in his lower back on August 13 vs. TB...transferred to the 60-day IL on Sept. 3.

- Entered his rookie season in 2019 rated as the No. 1 overall prospect by ESPN.com and No. 2 by *Baseball America*.

2018

- Spent the entire campaign with San Antonio (AA), slashing .286/.355/.507 with 16 HR and 43 RBI...had season-ending surgery to repair a fractured left thumb in July.
- After slashing .177/.231/.333 with 4 2B, 3 HR and 10 RBI in his 24 games played in April, earned Texas League Player of the Month honors in May.
- On July 19, he fractured his left thumb sliding headfirst into second base on a steal attempt...at the time of his season-ending injury, his 77 runs scored led the TL and ranked 2nd across the minors.
- Earned TL Mid and Post-Season All-Star honors and named an MiLB.com Organizational All-Star for SD.
- Selected to the World Team roster representing the Dominican Republic for his 1st All-Star Futures Game appearance on July 15 at Nationals Park...hit a 107.1 MPH single to left field on a 102.3 MPH fastball off CIN prospect RHP Hunter Greene...stole second after his next at-bat.
- Following the season, played for Estrellas Orientales in his hometown of San Pedro de Macoris in the Dominican Winter League...led the club to their 1st championship in more than half a century, slashing .263/.379/.488 with 3 home HR in the reg. season...hit 3 HR in the playoffs and earned MVP honors in the playoffs.

2017

- Spent the majority of the season with Fort Wayne (A) and became the 1st 18-year-old in Midwest League history to post a 20-20 season (21 HR, 29 SB).
- His 21 HR set a FW record and he led the MWL in BB (75) and OBP (.390).
- Earned MWL Mid-Season All-Star honors...twice named MWL Player of the Week (May 15-21 and June 26-July 2).
- Named Minor League and Low Class-A All-Star by *Baseball America*, Organizational All-Star for SD by MiLB.com and Minor League Player of the Year by the Padres.
- Promoted to San Antonio (AA) on August 21 and was the youngest player in the Texas League by season's end.
- Following the season, drafted 1st overall in the Dominican Republic Winter League Draft by Estrellas Orientales.
- Named best power hitter by *Baseball America* after the season...entered 2018 rated as the No. 3 prospect by ESPN.com, No. 8 by MLB.com and No. 9 by *Baseball America*.

FERNANDO TATIS JR.



2016

- Made his professional debut with the AZL Padres (R) and hit .273 (48-for-176) in 43 games before also hitting .273 (12-for-44) in 12 games for Tri-City (A).

PERSONAL

- Son of Maria and Fernando Tatis Sr. His dad is a former 11-year MLB veteran infielder, widely known for hitting 2 grand slams in 1 inning on April 23, 1999 @ LAD (with STL) off Chan Ho Park.
- Has 3 brothers, Joshua, Elijah and Daniel, and 1 sister, Maria. Elijah is currently in the White Sox organization.
- Goes by the nickname "El Niño."

FERNANDO TATIS JR. CAREER BATTING

Season	Team	League	AVG	G	AB	R	H	2B	3B	HR	RBI	BB	SO	SB	CS	OBP	SLG	OPS	PA	HBP	SAC	SF	GIDP
2016	2 Teams	Minors	.273	55	220	39	60	17	3	4	25	13	57	15	3	.311	.432	.743	237	0	1	2	4
2016	PAD	ROK	.273	43	176	35	48	13	1	4	20	10	44	14	2	.312	.426	.738	188	0	1	0	3
2016	TRI	A(Short)	.273	12	44	4	12	4	2	0	5	3	13	1	1	.306	.455	.761	49	0	0	2	1
2017	2 Teams	Minors	.278	131	486	84	135	27	7	22	75	77	141	32	15	.379	.498	.877	575	6	0	6	6
2017	FW	A(Full)	.281	117	431	78	121	26	7	21	69	75	124	29	15	.390	.520	.910	518	6	0	6	6
2017	SA	AA	.255	14	55	6	14	1	0	1	6	2	17	3	0	.281	.327	.608	57	0	0	0	0
2018	SA	AA	.286	88	353	77	101	22	4	16	43	33	109	16	5	.355	.507	.862	394	6	0	2	8
2019	AMA	AA	.400	2	5	2	2	0	0	0	0	3	1	1	0	.625	.400	1.025	8	0	0	0	0
2019	SD	MLB	.317	84	334	61	106	13	6	22	53	30	110	16	6	.379	.590	.969	372	5	0	3	4
2020	SD	MLB	.277	59	224	50	62	11	2	17	45	27	61	11	3	.366	.571	.937	257	5	0	1	6
2021	SD	MLB	.282	130	478	99	135	31	0	42	97	62	153	25	4	.364	.611	.975	546	2	0	4	5
Career		MLB	.292	273	1036	210	303	55	8	81	195	119	324	52	13	.369	.596	.965	1175	12	0	8	15
Career		Minors	.280	276	1064	202	298	66	14	42	143	126	308	64	23	.360	.487	.847	1214	12	1	10	18

WILD CARD

Season	Team	League	AVG	G	AB	R	H	2B	3B	HR	RBI	BB	SO	SB	CS	OBP	SLG	OPS	PA	HBP	SAC	SF	GIDP
2020	SD	MLB	.455	3	11	5	5	1	0	2	5	3	3	0	0	.571	1.091	1.662	14	0	0	0	0

DIVISION SERIES

Season	Team	League	AVG	G	AB	R	H	2B	3B	HR	RBI	BB	SO	SB	CS	OBP	SLG	OPS	PA	HBP	SAC	SF	GIDP
2020	SD	MLB	.182	3	11	0	2	1	0	0	0	2	4	1	1	.308	.273	.580	13	0	0	0	0

POSTSEASON (COMBINED)

Season	Team	League	AVG	G	AB	R	H	2B	3B	HR	RBI	BB	SO	SB	CS	OBP	SLG	OPS	PA	HBP	SAC	SF	GIDP
2020	SD	MLB	.318	6	22	5	7	2	0	2	5	5	7	1	1	.444	.682	1.126	27	0	0	0	0

ALL-STAR

Season	Team	League	AVG	G	AB	R	H	2B	3B	HR	RBI	BB	SO	SB	CS	OBP	SLG	OPS	PA	HBP	SAC	SF	GIDP
2021	NL	MLB	.000	1	2	0	0	0	0	0	0	0	0	0	0	.000	.000	.000	2	0	0	0	0

CAREER TRANSACTIONS

OPTIONS USED: 0/3

- 2015 Signed by CWS as an international free agent, July 2
- 2016 Acquired by SD from CWS along with Erik Johnson in exchange for James Shields and cash considerations, June 4
- 2021 Signed by SD to a 14-year contract through the 2034 season, February 22



TRAYCE THOMPSON NRI

Height: 6-3 Bats: R
Weight: 228 Throws: R

37

OUTFIELDER

Full Name	Trayce Nikolas Thompson
Date of Birth	March 15, 1991 in Los Angeles, California
Current Residence	Ladera Ranch, California
2022 Opening Day Age	31
MLB Service Time	2.058
How Obtained	Signed as a minor league free agent on March 13, 2022
Contract Status	Signed through 2026

- ### QUICK HITS
- Originally selected in the 2nd round (61st overall) by the White Sox in the 2009 First-Year Player Draft, and has been a part of 8 organizations (CWS, LAD, NYY, OAK, CLE, ARI, CHC and SD).
 - Selected as an All-Star at nearly every level in his minor league career from 2011-15.
 - Made his ML debut with the White Sox (2015) and also saw ML action with the Dodgers (2016-17), A's (2018), again with the White Sox (2018) and Cubs (2021).
 - His brother, Klay, plays for the Golden State Warriors and is a 3-time NBA Champion (2015, '17-18), 5-time All-Star (2015-19) and an Olympic Gold Medalist from the 2016 Summer Games. His father, Mychal, was the No. 1 overall pick in 1978 NBA Draft and won 2 titles with the Lakers during their Showtime era in the 1980s.

- ### 2021 SEASON
- Began the season with ARI and appeared in 4 games for Reno (AAA) before being acquired by CHC on May 11.
 - Spent the majority of the season Iowa (AAA), hitting .233 (71-for-305) with 14 2B, 1 3B, 21 HR, 63 RBI and 48 runs scored.
 - Had his contract selected by the Cubs on Sept. 14 and appeared in 15 games...compiled a .250 AVG (7-for-28) with 1 2B, 4 HR, 9 RBI and 6 runs scored.
 - Homed in back-to-back big league games for the 3rd and 4th times in his career on Sept. 19 and 21...his first time doing so since the 2016 season with LAD, when he accomplished the feat twice.

- ### 2020
- Spent the entire season at Arizona's alternate training site as part of their 60-man player pool but did not appear in a regular season game.

- ### 2019
- Signed with CLE as a minor league free agent and appeared in 89 games Columbus (AAA), hitting .219 with 10 2B, 3 3B, 24 HR, 56 RBI and 51 runs scored.
 - Was T-6th in the International League in home runs at the time of his final game on July 31...was released on Aug. 2

- ### ACCOLADES
- 3x MiLB.com Organization All-Star (2011-12 & '14, CWS)
 - 2x Southern League Mid-Season All-Star (2013-14, Birmingham)
 - Southern League Player of the Week (June 17, 2013)
 - Carolina League Post-Season All-Star (2012, Winston-Salem)
 - Carolina League Player of the Week (June 11, 2012)
 - South Atlantic League Mid-Season All-Star (2011, Kannapolis)

- ### 2018
- Began the season with LAD before being claimed off waivers by NYY on April 3...claimed off waivers by OAK from NYY two days later on April 5.
 - Played in 3 games for OAK before being designated for assignment on April 17...was then traded to the team that originally drafted him in 2009, the CWS, in exchange for cash considerations.
 - Went on to appear in 48 games (.116 AVG) for the White Sox before being DFA'd by CWS on June 22...cleared waivers and was outrighted to Charlotte (AAA), where he hit .213 with 12 2B, 4 HR, 15 RBI and 22 runs scored in 46 games.

- ### 2017
- Spent the majority of the season with Oklahoma City (AAA) and was recalled to LAD's Major League squad 3 times throughout the season.
 - Appeared in 27 games for LAD (.122 AVG) while appearing in 95 contests for Okla City (.212 AVG).

- ### 2016
- Spent the entire season with LAD, posting ML career highs in games played (80), at-bats (232), runs scored (31), hits (53), 2B (11), HR (13), RBI (32) and SB (5).
 - Homed in back-to-back games twice - May 9 & 10 vs. NYM and June 2 (@ CHC) & June 3 (vs. ATL).
 - Recorded his first and only multi-HR game on May 16 vs. LAA.
 - Placed on the 15-day IL on July 16 (retro: July 10) with lower back irritation...transferred to the 60-day IL on August 7.

TRAYCE THOMPSON



NRI

2015

- Finished the season in the Majors after making his MLB debut on Aug. 4, batting .295 with 5 HR and 16 RBI in 44 games with the White Sox.
- Had 11 multi-hit games in the Majors (of 44 total MLB games) and of his 36 hits in the big leagues, 16 went for extra bases (eight doubles, three triples, five homers).
- Defensively, appeared 18 games (16 starts) in right field, 12 games (nine starts) in left field, 10 games (seven starts) in center field.
- Made his MLB debut on Aug. 4 vs. Tampa Bay as a pinch-hitter and was struck out by the Rays' Chris Archer.
- Recorded his first-career big league hit on Aug. 7 at Kansas City with a sixth-inning infield single off Edinson Volquez.
- Blasted his first homer on Aug. 11 off the Angels' Hector Santiago, with a fifth-inning solo shot.
- Opened the season with Triple-A Charlotte and batted .260 with 11 steals, 13 home runs and 39 RBI in 104 games... appeared in 94 games in center field, five in right field and four in left field.
- Named to the Triple-A International League mid-season All-Star team.
- Acquired by the Dodgers on Dec. 16, as part of a seven-player, three-team swap with the White Sox and Reds.

2014

- Spent the entire season with Double-A Birmingham and ranked among the Southern League leaders in runs scored (86, 2nd), doubles (34, T-4th), total bases (217, T-4th), triples (6, T-7th), home runs (16, T-7th) and stolen bases (20, 10th) in 133 games.
- Named to the SL Mid-Season All-Star Team.
- Entered the season ranked by *Baseball America* as the No. 8 Prospect, Best Athlete and Best Defensive Outfielder in the White Sox organization.

2009-13

- In **2013**, tied for third in the Southern League in runs scored (78) and ranked fourth in RBI (73) in 135 games to help lead Birmingham to a championship...honored as a SL mid-season All-Star...stole a career-high 25 bases in 33 attempts.
- Combined to hit .253 in **2012** with 31 doubles, six triples, 25 home runs, 96 RBI, 88 runs and 21 stolen bases in 136 games between Single-A Winston-Salem, Double-A Birmingham and Triple-A Charlotte...with Winston-Salem, led the Carolina League in RBI (90) and extra-base hits (55) and ranked among the leaders in homers (22, T-1st), total bases (218, 2nd), slugging percentage (.486, 3rd) and runs (77, 4th)...named to the Carolina League Post-Season All-Star Team...won CL Player of the Week honors for June

4-10 (.367, 11-30)...promoted to Birmingham on Aug. 13 and Charlotte on Aug. 29...appeared in 7 games for the Knights during the International League playoffs...entered the season ranked by *Baseball America* as the No. 4 Prospect in the Sox organization...also tabbed as the Best Power Hitter in the Chicago system.

- In **2011**, led the South Atlantic League in runs scored (95) and games played (136), and ranked among the leaders in home runs (24, 3rd), extra-base hits (82, 3rd), RBI (87, T-3rd), total bases (237, 4th) and doubles (36, T-4th, 36) at Single-A Kannapolis...named to the SAL Mid-Season All-Star Team...Ranked by *Baseball America* as the No. 15 Prospect in the SAL and the No. 9 Prospect in the White Sox organization
- Limited to just 58 games in **2010**, all with Kannapolis, due to a lengthy DL stint from May 31-Aug. 17 with a fractured right thumb...entered the season ranked by *Baseball America* as the No. 6 Prospect in the White Sox organization
- Played in 32 games in **2009** with Advanced Rookie Bristol and Advanced Rookie Great Falls in his first professional season.

PERSONAL

- Is a 2009 graduate of Santa Margarita High School in Rancho Santa Margarita, Calif., where he played baseball and basketball...committed to play baseball at UCLA but opted to sign with the White Sox as a second-round selection.
- Was rated by Perfect Game as the No. 49 overall prospect in 2009.
- Other notable Santa Margarita alumni include Carson Palmer (football) and Jared Hughes (baseball).
- Thompson used the nickname of "Rocco's Uncle" for his Player's Weekend jersey in 2017...Rocco is the name of his brother Klay's bulldog.

TRAYCE THOMPSON

TRAYCE THOMPSON CAREER BATTING

Season	Team	League	AVG	G	AB	R	H	2B	3B	HR	RBI	BB	SO	SB	CS	OBP	SLG	OPS	PA	HBP	SAC	SF	GIDP
2009	BRS	ROK	.188	25	85	8	16	3	1	0	10	4	33	2	0	.247	.247	.494	93	3	0	1	2
2009	GRF	ROK	.238	7	21	2	5	0	0	0	0	3	8	1	0	.333	.238	.571	25	0	1	0	1
2010	KAN	A(Full)	.229	58	210	28	48	13	3	8	31	21	69	6	4	.302	.433	.735	236	2	0	2	3
2011	KAN	A(Full)	.241	136	519	95	125	36	2	24	87	60	172	8	4	.329	.457	.786	597	10	4	4	10
2012	WS	A(Adv)	.254	116	449	77	114	28	5	22	90	45	144	18	3	.325	.486	.811	510	6	2	8	2
2012	BIR	AA	.280	14	50	10	14	1	1	3	6	8	16	2	0	.379	.520	.899	58	0	0	0	0
2012	CLT	AAA	.167	6	18	1	3	2	0	0	0	2	6	1	0	.250	.278	.528	20	0	0	0	0
2013	BIR	AA	.229	135	507	78	116	23	5	15	73	60	139	25	8	.321	.383	.704	590	13	2	8	5
2014	BIR	AA	.237	133	518	86	123	34	6	16	59	65	151	20	5	.324	.419	.743	595	4	3	5	5
2015	CLT	AAA	.260	104	388	53	101	23	4	13	39	23	79	11	5	.304	.441	.745	417	2	2	2	8
2015	CWS	MLB	.295	44	122	17	36	8	3	5	16	13	26	1	0	.363	.533	.896	135	0	4	0	3
2016	LAD	MLB	.225	80	236	31	53	11	0	13	32	26	66	5	1	.302	.436	.738	262	0	0	0	3
2017	OKC	AAA	.212	95	339	44	72	12	6	9	33	26	93	3	5	.269	.363	.632	369	1	1	2	6
2017	LAD	MLB	.122	27	49	6	6	2	1	1	2	6	23	0	0	.218	.265	.483	55	0	0	0	0
2018	CLT	AAA	.213	46	160	22	34	12	0	4	15	15	57	3	1	.278	.363	.641	176	0	0	1	2
2018	OAK	MLB	.143	3	7	1	1	0	0	0	0	0	4	0	0	.143	.143	.286	7	0	0	0	0
2018	CWS	MLB	.116	48	121	14	14	3	0	3	9	7	46	3	1	.163	.215	.378	130	0	1	1	0
2019	COL	AAA	.219	89	334	51	73	10	3	24	56	33	134	8	3	.294	.482	.776	371	3	0	1	3
2021	RNO	AAA	.278	4	18	2	5	1	0	0	0	2	4	0	0	.350	.333	.683	20	0	0	0	0
2021	IOW	AAA	.233	88	305	48	71	14	1	21	63	45	116	3	1	.344	.492	.836	358	7	0	1	5
2021	CHC	MLB	.250	15	28	6	7	1	0	4	9	7	11	2	0	.400	.714	1.114	35	0	0	0	2
Career		MLB	.208	217	563	75	117	25	4	26	68	59	176	11	2	.283	.405	.688	624	0	1	1	8
Career		Minors	.235	1056	3921	605	920	212	37	159	562	412	1221	111	39	.313	.429	.742	4435	51	15	35	52

CAREER TRANSACTIONS

OPTIONS USED: 3/3

2022 Signed by SD as a minor league free agent, March 13

2021 Acquired by CHC from ARI, May 11

2020 Signed by ARI as a minor league free agent, February 3

2018 Signed by CLE as a minor league free agent, December 1

Acquired by CHW from OAK in exchange for cash considerations, April 19

Claimed off waivers by OAK from NYY, April 5

Claimed off waivers by NYY from LAD, April 3

2015 Acquired by LAD along with Micah Johnson and Frankie Motas in a 3-team trade, 7-player trade with CWS and CIN, December 16

2009 Signed by CWS as a second-round selection (61st overall) in the First-Year Player Draft, July 27



LUKE VOIT



Height: 6-3 Bats: R
Weight: 255 Throws: R

lukevoit
@LLVIII40

45

**INFIELDER/
DESIGNATED
HITTER**

Full Name	Louis Linwood Voit
Date of Birth	February 13, 1991 in Wildwood, Missouri
Current Residence	Palm Harbor, Florida
2022 Opening Day Age	31
MLB Debut	June 25, 2017 vs. PIT (with STL)
MLB Service Time	3.169
How Obtained	Acquired from NYY in exchange for RHP Justin Lange on March 18, 2022
Contract Status	Signed through 2022

QUICK HITS

- He was the Major League home run leader in the shortened 2020 season with a career-high 22 long balls, becoming the 8th Yankee (18th time) to lead the Majors in home runs (outright or tied).
- Finished 9th in AL MVP voting in 2020, collecting 85 points and appearing on 27 of 30 ballots.
- Hit his 51st and 52nd home runs as a Yankee in Game 2 of a Sept. 11, 2020 doubleheader vs. BAL. Ended the game with 51 HR and 100 walks through 198 games with the team, becoming the 5th-fastest Yankee all time (in terms of games played) to collect at least 50 HR and 100 walks with the team. Only Babe Ruth (136 games), Aaron Judge (174), Roger Maris (182) and Alex Rodriguez (197) did so in fewer games.
- Was teammates with Pierce Johnson at Missouri State University and was originally drafted as a catcher in the 2013 First-Year Player Draft. Started 43 games at catcher in the New York-Penn League in 2013 before converting to an infielder.

2021 SEASON

- Slashed .239/.328/.437 (51-for-213) with 7 2B, 1 3B, 11 HR, 35 RBI, 21 walks and 26 runs scored in 68 games with the Yankees...combined to miss 82 team games across 4 IL stints (Mar. 29-May 10, May 26-June 22, July 13-Aug. 8 and Sept. 30-end of season).
- Batted in every spot in the starting lineup except 8th and 9th (1st-3x, 2nd-10x, 3rd-5x, 4th-1x, 5th-25x, 6th-10x, 7th-1x)...batted in the leadoff spot 3 times after doing so just 3 times in his career entering the 2021 season.
- 5 of his 11 HR came in the eighth inning-or-later.
- Missed the first 34 games of the season (Mar. 29-May 10) on the 10-day IL with a left knee medial meniscus injury...underwent surgery on Mar. 29...batted .389 (7-for-18) with 2 2B, 3 HR, 6 RBI, 3 walks and 5 runs scored in 5 games while on a rehab assignment with Triple-A Scranton/Wilkes-Barre...returned from rehab and reinstated from the 10-day IL prior to the game on May 11.
- Made his season debut on May 11 at TB and went 0-for-3 with 1 HBP...recorded multiple hits in a career-high 3 straight games from May 15-17 after going hitless in his first 3 games.
- Hit his first HR of the season — a solo HR in the 8th — on May 17 at TEX.

ACCOLADES

3x American League Player of the Week (Aug. 22, 2021, April 28, 2019 and Sept. 30 2018; NYY)

Baseball America Major League All-Rookie Team (2018, NYY)

3x MiLB Organization All-Star (2015-17, STL)

Texas League Mid-Season All-Star (2016, Springfield)

MiLB.com Texas League Player of the Month (August 2016)

Florida State League Mid-Season All-Star (2015, Palm Beach)

MiLB.com Florida State League Player of the Month (August 2016)

- Placed on the 10-day IL with a right oblique strain on May 27 (retro: May 26)...missed 23 team games...batted .421/.450/.842 (8-for-19) with 2 2B, 2 HR, 7 RBI, 1 walk and 5 runs scored in 6 games while on a rehab assignment with SWB and Somerset (AA)...returned from rehab and reinstated on June 22.
- After being reinstated from the IL on June 22, hit 2 HR in his first 3 games back and 6 of his first 15 hits (June 22-July 6) went for extra bases (3 2B, 1 3B, 2 HR)...in his first 4 games back from June 22-25, hit .353/.389/.824 (6-for-17) with 1 3B, 2 HR, 3 RBI, 1 BB and 3 runs scored.
- Hit a 1st-inning solo HR and recorded his second career triple on June 22 vs. KC...his only other triple came on May 29, 2019 vs. SD...also reached base 3 times, his most in a game since Sept. 19, 2020 at BOS (also 3x)...was his first game with multiple XBH since Sept. 17, 2020 vs. TOR (also 2 XBH).
- Hit a walk-off single in the 9th inning on June 23 vs. KC...marked his 1st career walk-off hit and 2nd career walk-off plate appearance (also recorded a walk-off sac fly on Sept. 12, 2020 vs. BAL).
- In 7 games from July 4-11, hit .435/.536/.522 (10-for-23) with 2 2B, 4 RBI, 4 BB and 3 runs scored...raised his AVG from .188 to .241 in that span.
- Recorded a career-high 5 hits on July 6 at SEA...was just the 3rd Yankee since 2013 to record at least 5 hits in a game, joining Didi Gregorius (July 23, 2019 at MIN) and Giancarlo Stanton (June 24, 2018 at TB)...was the first Yankees 1B to notch at least 5 hits in a game since Tino Martinez recorded on June 24, 1997 at DET.
- Reached base in 13-of-22 plate appearances over a 5-game span from July 6-11, batting .471/.591/.529 (8-for-17) with 1 2B, 4 RBI, 4 BB and 2 runs in that span.

LUKE VOIT

- Collected a career-high-tying 3 walks on July 11 at HOU (also: May 12, 2019 at TB)...recorded just 3 walks in his previous 17 games (May 25- July 10).
- Placed on the 10-day IL on July 16 (retro: July 13) with left knee inflammation...missed 21 team games...in 3 rehab games with SWB from Aug. 3-6, batted .273 (3-for-11) with 1 HR, 2 RBI and 2 runs scored...returned from rehab and reinstated from the 10-day IL on Aug. 8.
- Recorded 23 RBI in his final 25 starts of the season (Aug. 9-Sept. 22).
- Hit a go-ahead RBI single in the 7th inning and a go-ahead solo HR in the 9th on Aug. 9 at KC...marked his 1st career HR in the 9th inning-or-later that tied the game or gave his team the lead...marked his 2nd and 3rd hits in 2021 that either tied the game or gave the Yankees the lead in the seventh inning or later (also "walk-off" single on June 23 vs. KC).
- Recorded a season-high 7-game hitting streak from Aug. 15-21, batting .500/.536/.962 (13-for-26) with 3 2B, 3 HR, 13 RBI and 7 runs scored over that span.
- 10 of his final 17 hits went for extra bases (4 doubles, 6HR).
- Was 4-for-5 with 1 2B, 1 HR, 2 runs scored and a season-high 4 RBI on Aug. 20 vs. MIN...was just the 3rd Yankees starting first baseman to record at least 4 hits and 4 RBI in a game since 2011, joining Lyle Overbay (4 hits and 5 RBI on May 10, 2013 at KC and Mark Teixeira (4 hits and 5 RBI on May 26, 2012 at OAK)...marked his 4th career game with at least 4 hits (also 5 hits on July 6, 2021 at SEA, 4 hits on June 29, 2019 at BOS in London and 4 hits on Sept. 19, 2018 vs. BOS)...his 4 RBI were his most since Sept. 15, 2020 vs. TOR (5 RBI).
- Was named the AL Player of the Week for Aug. 16-22 after hitting .476/.522/.905 (10-for-21) with 3 2B, 2 HR, 11 RBI and 5 runs scored in 6 games...his 11 RBI were tied for the most in the Majors over that span...also led the AL and ranked 3rd in the Majors in SLG and OPS (1.427), ranked 4th in the Majors in AVG (3rd in AL) and T-4th in the Majors in OBP (2nd in AL)...was his 3rd career weekly honor (also: Sept. 24-30, 2018 and April 22-28, 2019).
- Hit a pinch-hit solo HR in the ninth inning on Sept. 9 vs. TOR...was his 3rd career pinch-hit HR and his first as a Yankee (also June 7, 2018 vs. MIA with STL and Sept. 25, 2017 vs. CHC w/ STL).
- Was placed on the 10-day IL on Sept. 30 with left knee inflammation...transferred to the 60-day IL on Oct. 3 and did not appear in the AL Wild Card Game vs. BOS.
- His 22 HR marked a career high (previous: 21 HR in 118 games in '19)...was the only Major League qualifier to hit as many or more home runs as they did in 2019...became just the 3rd player in ML history to hit at least 20 HR in a season despite playing in fewer than 60 games, joining Gary Sánchez (20 HR in 53 G in '16) and Matt Olson (24 HR in 59 G in '17)...Josh Gibson also accomplished the feat (20 HR in 39 G in 1937) as a member of the Homestead Grays of the Negro Leagues.
- Ranked 4th in the Majors with 52 RBI (2nd in AL) and 6th with a .610 SLG (2nd in AL)...was T-4th in the AL with 41 runs scored and ranked 6th with a .948 OPS.
- Joined DJ LeMahieu (.364 AVG) as the first duo in franchise history to lead the Majors in AVG and HR...marked the 3rd time the Yankees had both the Majors' home run and batting average leader, but the prior two were by the same player (Lou Gehrig in his 1934 Triple Crown season, .363 BA, 49 HR and Mickey Mantle in his 1956 Triple Crown season, .353 BA, 52HR)...the Yankees also had the AL's home run and batting average leader in 1924 (Babe Ruth, .378 BA, 46HR)...the pair became the 5th set of teammates to lead the Majors in AVG and HR and first to do so since Hank Aaron (.355 BA) and Eddie Mathews (46HR) for the 1959 Braves.
- Hit .319 (37-for-116) with 4 2B, 16 HR, 37 RBI and 28 RBI in 30 home games, leading the Majors in homers at home.
- Each of his first 12 HR came as a first baseman (through Aug. 29)...was the only Yankee in franchise history to hit at least 11 HR as a first baseman through the Yankees' first 26 games of a season.
- Hit in the No. 1 or No. 2 spot in the starting lineup 33 times, batting .295 (39-for-132) with 5 2B, 15 HR, 33 RBI and 30 runs scored in those games...hit leadoff in the starting lineup three times (the first such games of his career), going 4-for-10 with 1 2B, 1 HR, 2 RBI, 2 BB and 3 runs scored.
- Hit his first career grand slam in the 1st inning on July 30 at BAL (2-for-4, 1 HR, 4 RBI and 1 run scored).
- Reached base safely multiple times in 5 straight games from Aug. 8-14, batting .389/.476/.611 (7-for-18)...marked his longest such stretch since July 23-28, 2019 (also 5 games).
- Had 8 HR over a 12-game span from Aug. 17-31...homered in 5 straight games (Aug. 17-26; G1), hitting 6 HR total over the career-best streak...became just the 11th Yankee to homer in at least 5 consecutive games...only Mattingly (eight straight from July 8-18, 1987), Maris (6 from Aug. 11-16, 1961) and Gehrig (6 from Aug. 28-Sept. 1, 1931) had longer home run streaks for the Yankees.

2020

- Hit a Major League-leading 22 home runs and batted .277 (59-for-213) with 5 2B, 52 RBI, 17 walks in 41 runs scored in 56 games with NY...was the 8th Yankee (18th time) to lead the Majors in home runs (outright or tied)...placed 9th in AL MVP voting, collecting 85 points and appearing on 27-of-30 ballots.
- Joined Aaron Judge (5 straight from July 29-Aug. 2) as just the 6th set of teammates since 1901 to each have 5-game home runs streaks in the same season...joined the 1954 Indians (Al Rosen and Larry Doby, 5 each), 1983 White Sox (Greg Luzinski and Ron Kittle, 5 each), 2003 Rangers (Carl Everett and Alex Rodriguez, 5 each), 2006 Pirates (Jason Bay, 6 and Jose Castillo, 5) and 2019 Astros (Jose Altuve and Yuli Gurriel, 5 each).



- Recorded his 4th career multi-HR game on Aug. 17 vs. BOS, his first since April 23, 2019 at LAA.
- Batted in the leadoff spot in the starting lineup for the first time in his career on Aug. 18 vs. TB, hitting a 2-run HR in the 5th inning (1-for-3, 1 HR, 2 RBI, 1 BB, 1R).
- Homered in 4 straight games vs. the Rays from Aug. 18-31, T-3rd-longest streak ever vs. TB, trailing only Travis Hafner's 6-game streak from Sept. '05-April '07 and Melvin Mora's 5-game streak from Sept. '05-April '06.
- Hit his 9th HR of the season on Aug. 19 vs. TB...with Aaron Judge (9 HR), was part of just the 2nd set of teammates in Yankees history to each have at least 9 HR through the team's first 24 games of the same season (also Mickey Mantle-11HR and Yogi Berra-10HR in 1956).
- Hit his 13th HR of the season on Aug. 31 vs. TB...was 1 of 6 players in franchise history (9th time) to hit at least 13 HR through the team's first 33 games of a season, joining Babe Ruth (4x), Aaron Judge (1x), Mickey Mantle (1x), Tino Martinez (1x) and Alex Rodriguez (1x)...was his first HR as a DH in 2020 (his first 12 HR came as a 1B).
- Hit his 14th HR of the season with a solo shot in the 1st inning on Sept. 7 at TOR...his HR snapped an 0-for-11 stretch...became the 5th Yankee (6th time) since 1962 to hit at least 14 HR through the team's first 41 games of a season, joining Alex Rodriguez (2x, 2005 and '07), Tino Martinez (1997), Curtis Granderson (2011) and Aaron Judge (2017).
- Had 8 HR and 22 RBI over his final 16 games from Game 2 on Sept. 11 through the end of the season.
- Hit his 50th HR as a Yankee in the 4th inning of Game 2 on Sept. 11 vs. BAL...ended the game with 51 HR and 100 walks through 198 games with the team (since Aug. 2, 2018)...the 5th-fastest Yankee all time (in terms of games played) to collect at least 50 HR and 100 walks with the team...only Babe Ruth, who reached the mark in his 136th game with the club on Sept. 24, 1920 vs. Washington-AL; Aaron Judge (174 games, Sept. 22, 2017 at TOR); Roger Maris (182 games, June 5, 1961 vs. MIN) and Alex Rodriguez (197 G, May 20, 2005 at New York-NL) did so in fewer games.
- Hit the first leadoff, "walk-off" sacrifice fly in Major League history on 9/12 vs. Baltimore...was his first career "walk-off" plate appearance.
- Had a 6-game RBI streak from Sept. 15-20 (12 RBI), a single-season career best and 1 game shy of his career high (7 G from Sept. 25, 2018-March 30, 2019).
- Hit his 20th home run of the season on Sept. 17 vs. TOR...came in the Yankees' 50th game...became only the third Yankee (5th time) to record at least 20 HR through the Yankees' first 50 games of a season, joining Babe Ruth (1926, '28, '30) and Mickey Mantle (1956).
- Hit his 22nd home run of the season with a 3-run shot in the 6th inning on Sept. 26 vs. MIA, establishing a new career high.

POSTSEASON: Hit .200 (5-for-25) with 3 2B, 1 HR, 2 RBI, 4 walks and 5 runs scored in 7 Postseason games...doubled in 3 straight Postseason games (ALWCS Game 1 through ALDS Game 1), the longest streak of his career (regular or Postseason)...hit his first career Postseason HR with a second-inning solo shot in ALDS Game 4 vs. TB at Petco Park.

2019

- .263 (113-for-429) with 21 2B, 1 3B, 21 HR, 62 RBI and 72 runs scored in 118 games with the Yankees in his first full season at the ML level...set a career high in RBI.
- .377 (20-for-53) with 8 2B, 1 HR, 5 RBI and 9 runs scored in 14 games vs. BOS, hitting safely in 11 of those games.
- Made his first career Opening Day roster...hit a 3-run HR in the 1st inning and went 1-for-1 with 4 RBI and 2 walks, becoming the second Yankee in as many seasons to collect 4 RBI on Opening Day (also: Giancarlo Stanton-4 RBI on Mar. 29, 2018 at TOR)... with Aaron Judge going 2-for-3 with 2 walks and 3 runs scored, the duo became the first Yankees to reach base safely at least four times on Opening Day since Alex Rodriguez (2-for-3, 2 walks) on April 6, 2012 at TB and the first Yankees teammates to do so in the same Opening Day game since Rodriguez and Hideki Matsui on April 3, 2006 at OAK.
- Had a career-best 42-game on-base streak from Sept. 19, 2018-May 3, 2019 (.316/.416/.658)...tied for the longest streak by a Yankee since '05 with Mark Teixeira's 42-game streak in June/July 2010.
- His 31-game on-base streak to start the season was T-6th longest by a Yankee since 1913 (when walks were first compiled in both leagues)...was the longest since Derek Jeter's club-record 53-game streak to begin the 1999 season.
- Had a career-best 13-game hitting streak from April 13-26, batting (.367; 18-for-49).
- Named AL Player of the Week for April 22-28 (.433/.528/.867).
- Went 22 games before his first multi-hit game (April 23 at LAA)...compiled the Majors' longest season-opening on-base streak without a multi-hit game since 1913 (when walks were first tracked in both leagues), surpassing Philadelphia-AL's Max Bishop (first 18 games of 1932)... was the longest such streak at any point in a season since Philadelphia-NL's Clay Dalrymple did so in 25 straight games from May/June 1962.
- Went 4-for-4 on June 29 at Boston at London Stadium...hit 3 2B, his first career multi-double game.
- Placed on the 10-day IL from July 2 (retro: 6/30)-July 13 with an abdominal strain (missed 8 team games)...left the July 20 win vs. COL in the T-5th after being hit by a pitch in the face in the 4th inning...placed on the 10-day IL list from July 31-Aug. 30 with a sports hernia (missed 29 team

LUKE VOIT

games)... was removed in the fifth inning of the July 30 loss vs. ARI with a core muscle injury.

POSTSEASON: Was on the Yankees' ALDS roster, but did not play...was not on the club's ALCS roster...underwent surgery to repair bilateral core muscle injuries on Oct. 24...the surgery was performed by Dr. William Meyers in Philadelphia.

2018

- Combined with the Cardinals and Yankees to hit .322/.398/.671 (46-for-143) with 5 2B, 15 HR, 36 RBI and 30 runs scored in 47 games...
- After being acquired by NYY on July 28, he led all AL hitters (min. 50 AB) with a 9.43 AB/HR ratio (132 AB, 14 HR)...of his 14 HR with the Yankees, 5 tied the game (2) or gave the Yankees the lead (3).
- Earned AL Player of the Week honors for Sept. 24-30, batting .458/.519/.958 (11-for-24).

POSTSEASON: Made his Postseason debut, starting all 5 Yankees games at 1B and hit .235 (4-for-17) with 1 3B, 4 RBI, 4 walks and 3 runs scored...hit a 2-run triple in the 6th inning of the AL Wild Card Game vs. OAK, his first career triple (regular or Postseason)...also had 2 RBI in ALDS Game 1 at BOS, becoming the 3rd Yankee since 1908 with at least 2RBI in each of his first two career Postseason games (also Ben Chapman and Bill Dickey, each in Games 1 and 2 of the 1932 World Series vs. the Cubs).

2012-17

- Saw his first Major League action in **2017**, batting .246 (28-for-114) with 9 2B, 4 HR and 18RBI, 18 runs scored in 62 games (18 starts at 1B, 1 at DH) over 2 stints with STL.
- Spent the entire **2016** season with Springfield (AA), batting .297 (143-for-482) with 20 2B, 5 3B, 19 HR, 74 RBI

and 70 runs scored in 134 games...was named to the Texas League Mid and Post-Season All-Star teams.

- In **2015**, batted .273 (126-for-462) with 18 2B, 5 3B, 11 HR, 77 RBI and 52 runs scored in 130 games with Palm Beach (A)...named a Mid-Season Florida State League All-Star...his 77 RBI were tied for second in the FSL and tied the Palm Beach Cardinals single-season RBI record (also Allen Craig in 2007).
- Spent the **2014** season with PMB, batting .276 (97-for-351) with 21 2B, 5 3B, 9 HR, 51 RBI and 57 runs scored in 93 games...ranked 5th in the Florida State League with a .442 slugging pct. (min. 350AB).
- Made his professional debut in **2013** with State College (A), hitting .242 (36-for-149) with 17 2B, 2 HR, 16 RBI and 14 runs scored in 46 games...started 43 games at catcher and threw out 38.0% (19-of-50) of attempted base stealers (4th in the NY-Penn League).

PERSONAL

- Full name is Louis Linwood Voit III.
- Played collegiate baseball at Missouri State University with Pierce Johnson and was a member of the 2012 team that qualified for an NCAA Regional.
- Graduated from Lafayette High School (Mo.)...Major Leaguers David Freese and Ryan Howard also attended the school.
- Was presented with the Thurman Munson Award in February 2021.
- Wore No. 59 with the Yankees in honor of his brother, John, who wore the number when he played collegiate football at the United States Military Academy at West Point and served as team captain.



LUKE VOIT CAREER BATTING

Season	Team	League	AVG	G	AB	R	H	2B	3B	HR	RBI	BB	SO	SB	CS	OBP	SLG	OPS	PA	HBP	SAC	SF	GDP
2013	SC	A(Short)	.242	46	149	14	36	7	0	2	16	21	29	1	0	.356	.329	.685	177	6	0	1	6
2014	PMB	A(Adv)	.276	93	351	57	97	21	5	9	51	32	79	1	1	.342	.442	.784	390	4	1	2	8
2015	PMB	A(Adv)	.273	130	462	52	126	18	5	11	77	63	104	2	0	.360	.405	.765	540	5	0	9	14
2016	SPR	AA	.297	134	482	70	143	20	5	19	74	52	83	1	2	.372	.477	.849	546	8	0	4	16
2017	MEM	AAA	.327	74	269	35	88	23	1	13	50	29	53	1	1	.407	.565	.972	307	8	0	1	3
2017	STL	MLB	.246	62	114	18	28	9	0	4	18	7	31	0	0	.306	.430	.736	124	3	0	0	4
2018	SPR	AA	.333	2	6	1	2	0	0	1	1	1	0	0	0	.429	.833	1.262	7	0	0	0	0
2018	MEM	AAA	.299	67	234	35	70	16	2	9	36	31	49	0	1	.391	.500	.891	271	5	0	1	5
2018	SWB	AAA	.310	9	29	2	9	2	0	1	3	3	7	0	0	.375	.483	.858	32	0	0	0	1
2018	NY Yankees	MLB	.333	39	132	28	44	5	0	14	33	15	39	0	0	.405	.689	1.094	148	1	0	0	3
2018	STL	MLB	.182	8	11	2	2	0	0	1	3	2	4	0	0	.308	.455	.763	13	0	0	0	0
2019	SWB	AAA	.471	4	17	5	8	2	0	2	4	2	2	0	0	.526	.941	1.467	19	0	0	0	0
2019	NY Yankees	MLB	.263	118	429	72	113	21	1	21	62	71	142	0	0	.378	.464	.842	510	9	0	1	12
2020	NY Yankees	MLB	.277	56	213	41	59	5	0	22	52	17	54	0	0	.338	.610	.948	234	3	0	1	4
2021	SOM	AA	.438	5	16	4	7	1	0	2	6	1	5	0	0	.471	.875	1.346	17	0	0	0	0
2021	SWB	AAA	.344	9	32	8	11	3	0	4	9	3	8	0	0	.417	.813	1.230	36	1	0	0	1
2021	NY Yankees	MLB	.239	68	213	26	51	7	1	11	35	21	74	0	0	.328	.437	.765	241	7	0	0	12
Career		MLB	.267	351	1112	187	297	47	2	73	203	133	344	0	0	.357	.510	.867	1270	23	0	2	35
Career		Minors	.292	573	2047	283	597	113	18	73	327	238	419	6	5	.373	.471	.844	2342	37	1	18	54

WILD CARD

Season	Team	League	AVG	G	AB	R	H	2B	3B	HR	RBI	BB	SO	SB	CS	OBP	SLG	OPS	PA	HBP	SAC	SF	GDP
2018	NY Yankees	MLB	.250	1	4	1	1	0	1	0	2	0	2	0	0	.250	.750	1.000	4	0	0	0	0
2020	NY Yankees	MLB	.429	2	7	2	3	2	0	0	1	2	1	0	0	.556	.714	1.270	9	0	0	0	0
Career	NY Yankees	MLB	.364	3	11	3	4	2	1	0	3	2	3	0	0	.462	.727	1.189	13	0	0	0	0

DIVISION SERIES

Season	Team	League	AVG	G	AB	R	H	2B	3B	HR	RBI	BB	SO	SB	CS	OBP	SLG	OPS	PA	HBP	SAC	SF	GDP
2018	NY Yankees	MLB	.231	4	13	1	3	0	0	0	2	4	4	0	0	.412	.231	.643	17	0	0	0	0
2020	NY Yankees	MLB	.111	5	18	3	2	1	0	1	1	2	6	0	0	.200	.333	.533	20	0	0	0	0
Career	NY Yankees	MLB	.161	9	31	4	5	1	0	1	3	6	10	0	0	.297	.290	.587	37	0	0	0	0

POSTSEASON (COMBINED)

Season	Team	League	AVG	G	AB	R	H	2B	3B	HR	RBI	BB	SO	SB	CS	OBP	SLG	OPS	PA	HBP	SAC	SF	GDP
2018	NY Yankees	MLB	.235	5	17	2	4	0	1	0	4	4	6	0	0	.381	.353	.734	21	0	0	0	0
2020	NY Yankees	MLB	.200	7	25	5	5	3	0	1	2	4	7	0	0	.310	.440	.750	29	0	0	0	0
Career	NY Yankees	MLB	.214	12	42	7	9	3	1	1	6	8	13	0	0	.340	.405	.745	50	0	0	0	0

CAREER TRANSACTIONS

OPTIONS USED: 1/3

- 2013 Selected by STL in the 22nd round of the First-Year Player Draft, June 13
- 2018 Acquired by NYY along with international signing bonus pool money from STL in exchange for LHP Chassen Shreve and RHP Giovanny Gallegos, July 29
- 2022 Acquired by SD from NYY in exchange for RHP Justin Lange, March 18



MATT WALDRON

NRI

Height: 6-2

Bats: R

Weight: 214

Throws: R

89

**RIGHT-HANDED
PITCHER**

WALL-drun

Full Name	Matthew Lawrence Waldron
Date of Birth	September 26, 1996 in Omaha, Nebraska
Current Residence	Omaha, Nebraska
2022 Opening Day Age	25
MLB Service Time	0.000
How Obtained	Acquired by SD from CLE on November 8, 2020
Contract Status	Signed through 2022

QUICK HITS

- Acquired by SD from CLE on November 8, 2020 as the player to be named in the 9-player deal that brought Mike Clevinger to San Diego at the 2020 trade deadline.
- Features a knuckleball that he first taught himself while playing catch with his twin brother while growing up in Omaha. Pushed the usage rate on his knuckler to over 70% in 2021, striking out 103 and walking just 35 in 103.2 regular season innings.
- Tossed 3.0 innings for his part of a combined no-hitter in 2019 for Class A Short Season Mahoning Valley. First pitch was delayed 93 minutes by rain, and Waldron pitched innings 4 through 6.

2021 SEASON

- In his first season in SD's system, split the campaign between Fort Wayne (A) and San Antonio (AA), striking out 103 and walking just 35 across 103.2 IP and 20 starts.
- Began the season with FW, compiling a 3-4 record and 3.24 ERA (26 ER, 72.1 IP) to go along with 72 strikeouts, 19 BB and a .255 opp. AVG across 13 starts.
- Allowed 2 ER-or-fewer in 10 of his 13 starts and 1-or-fewer 5 times...reached the 5.0-inning plateau in 11 starts, the 6.0-inning mark 6 times and worked into the 7th inning or later on 3 occasions.
- Tossed a career-high 8.0 innings in his TinCaps' finale on July 14 at West Michigan, allowing just 1 unearned run on 4 hits while tying his career high with 8 punchouts (3x).
- Promoted to SA on July 19 and made 7 starts for the Missions, going 0-4 with a 6.61 ERA (23 ER, 31.1 IP).
- Tossed 6.0 innings in each of his first 3 starts with SA, going 0-2 with a 4.00 ERA (8 ER, 18.0 IP)...went 0-2 with a 10.13 ERA (15 ER, 13.1 IP) over his final 4 starts.
- Made 5 Arizona Fall League relief appearances for the Peoria Javelinas following the season, allowing 3 ER, across 9.0 IP (3.00 ERA) with 8 SO and 1 BB.

2020

- Did not appear in the Indians' 60-man player pool at their alternate training site during the regular season.
- Acquired by SD from CLE on November 8 as the PTBN to complete the 9-player deal that brought Mike Clevinger to San Diego at the trade deadline.

2019

- Split his first professional season between Rookie-Level Arizona League Indians and Mahoning Valley (A)...went a combined 4-0 with a 2.96 ERA (15 ER, 45.2 IP)
- In his 3rd to last start of the season on Aug. 22 at Williamsport, he tossed 3.0 innings as part of a combined no-hitter for MV, the third no-no in Scrappers' history.

PERSONAL

- Pitched 4 seasons at the University of Nebraska and finished ranked in the top 10 of several Cornhusker all-time lists, including innings pitched (3rd, 300.1), strikeouts (4th, 253), starts (T-5th, 43) and wins (T-8th, 21).

MATT WALDRON

NRI



MATT WALDRON CAREER PITCHING

Season	Team	League	AVG	G	AB	R	H	2B	3B	HR	RBI	BB	SO	SB	CS	OBP	SLG	OPS	PA	HBP	SAC	SF	GIDP
2017	DSL PAD	ROK	.206	49	170	17	35	4	2	0	15	34	15	10	3	.337	.253	.589	209	1	1	3	2
2018	SD2	ROK	.395	35	124	33	49	4	1	0	17	26	10	10	7	.497	.444	.940	160	2	5	3	2
	TRI	A(Short)	.314	17	70	12	22	1	2	1	9	4	6	5	0	.355	.429	.784	77	1	1	1	1
	2 Teams	Minors	.366	52	194	45	71	5	3	1	26	30	16	15	7	.450	.438	.888	237	3	6	4	3
2019	FW	A(Full)	.270	111	460	55	124	19	3	2	45	35	45	15	16	.323	.337	.660	504	3	3	3	4
Career	Multiple	Minors	.279	212	824	117	230	28	8	3	86	99	76	40	26	.357	.343	.701	950	7	10	10	9

CAREER TRANSACTIONS

OPTIONS USED: 0/3

2019 Signed by CLE as a 18th-round selection in the First-Year Player Draft, June 14

2020 Acquired by SD from CLE as a PTBN in the 9-player trade that sent RHP Mike Clevinger to SD, November 8



RYAN WEATHERS

Height: 6-2 Bats: R
Weight: 216 Throws: L

@RyanDWeathers25
 ryanweathers25

40

LEFT-HANDED
PITCHER

Full Name	Ryan David Weathers
Date of Birth	December 17, 1999 in Loretto, Tennessee
Current Residence	Loretto, Tennessee
2022 Opening Day Age	22
MLB Service Time	1.000
MLB Debut	October 6, 2020 @ LAD (with SD, NLDS G1)
How Obtained	Signed as a 1st-round selection (7th overall) in the 2018 First-Year Player Draft
Contract Status	Signed through 2022

QUICK HITS

GREAT DAY FOR A DEBUT The 7th overall pick in 2018, who hadn't pitched above A ball, made his ML debut in Game 1 of the NLDS vs. LAD on October 6, 2020 (1.1 IP, 2 BB, SO).

THAT JUST HAPPENED At 20 years and 294 days old, he became the 1st Padre to ever make their ML debut in the Postseason, the 5th player in ML history to debut in the Postseason and the 2nd-youngest to ever debut in the Postseason (KC's Adalberto Mondesi, 20.095 in '15).

LIKE FATHER, LIKE SON Is the son of 19-season MLB veteran and 1996 NYY's World Series Champion, David Weathers.

TENNESSEE'S FINEST The Gatorade Tennessee Baseball High School Player of the Year went 10-0 with a 0.09 ERA and 148 strikeouts in 76.0 innings as a senior in 2018.

GOOD AS GOLD Won a gold medal with Team USA at the 2017 U-18 World Cup in Canada, posting two scoreless outings.

2021 SEASON

- Received the first regular season action of his career after making his ML debut in the 2020 Postseason, going 4-7 with 1 save and a 5.32 ERA (56 ER, 94.2 IP), 1.38 WHIP and .279 opp. AVG across 30 total appearances (18 starts).
- Led MLB in pickoffs (9)...the most in the majors in a single season since Eric Lauer's 10 in 2018...the Padres own 3 of the highest single-season pickoff totals since 2016: Clayton Richard's 8 in '17, Weathers' 9 in '21 and Lauer's 10 in '18.
- Forced opponents to ground into 11 double plays, 2nd-most on SD's staff behind Joe Musgrove's 13.
- In his 12 relief outings, he posted a 2.49 ERA, .231 opp. AVG and allowed 3 HR...in his 18 starts, he posted a 6.36 ERA, .295 opp. AVG and 17 HR.
- He became the 1st pitcher in SD history to allow no more than 3 runs across his first 6 ML starts...3 other pitchers had done that in the majors in recent years, but they were considered "openers" -- remove those 3 from the equation, and the last starter to allow 3 runs-or-fewer across his first 6 starts was LAD's Fernando Valenzuela in 1981 (pitched 6 CG during the peak of Fernando Mania).
- Allowed 1 hit-or-fewer in 9 of his first 12 career MLB appearances (6 relief app, 6 starts), including Game 1 of

ACCOLADES

Midwest League Post-Season All-Star (2019, Fort Wayne)

the 2020 NLDS vs. LAD.

- On April 3 vs. ARI, he became just the 3rd Padre to earn a save in his 1st career regular season app...in 1985, Gene Walter (August 9) and Lance McCullers (August 12) did so within days of each other...12 days later on April 15 @ PIT, Craig Stammen recorded a 3.0 inn. save, making Weathers and Stammen 2 of just 5 Padres to record a 3.0+ inning save since '99, with Brian Sweeney (Sept. 16, 2006 vs. LAD) being the last Padre to do so.
- Tossed 9.1-combined scoreless innings of 2-hit ball in back-to-back starts vs. LAD on April 16 and April 22...in his first 4 career appearances vs. LAD (from G1 of the 2020 NLDS thru Sept. 12, 21), he allowed just 1 run across 12.0 IP (0.75 ERA)...allowed 5 runs on 5 hits in 3.0 IP on Sept. 29 @ LAD in his final appearance of the season.
- Optioned to El Paso (AAA) on June 15 before being recalled on July 1...remained with the big league club for the rest of '21 until Sept. 30 when he was optioned back.
- Prior to the All-Star Break, he was 4-2 with a 2.91 ERA (19 ER, 58.2 IP) in 17 appearances (11 starts), including a 1-0 record and a 0.40 ERA (1 ER, 22.1 IP) vs. the NL West.
- In the 2nd half, went 0-5 with a 9.25 ERA (37 ER, 36.0 IP) in 13 app. (7 GS)...SD was on the losing end in each of his final 14 app., including all 13 of his outings in the 2nd half.
- Exited his final start of the second half after just 2.0 IP and 29 pitches after injuring his ankle in the 3rd inning...placed on the 10-day IL on July 16 (retro: July 13) with right ankle inflammation, his only IL stint of the season.
- Faced the Marlins in his 1st app. of the 2nd half on July 24, tossing 4.0-shutdown IP of 2-hit ball in SD's 3-2 loss...hit his 1st career HR in the 3rd to give the Padres a 2-0 lead.
- Worked in 5 consecutive relief app. from Sept. 1-25 for a 1.08 ERA (1 ER, 8.1 IP) with a 0.84 WHIP and .207 opp. AVG.
- Relied on 4 pitches: 4-Seam Fastball (43%), Slider (31%), Sinker (19%) and Changeup (8%).

2020

- Spent the campaign at the club's alternate training site before being added to the Padres' NLDS roster due to injuries to Mike Clevinger and Dinelson Lamet.

RYAN WEATHERS



POSTSEASON: Made his ML debut in Game 1 of the NLDS vs. LAD on Oct. 6...did not allow a hit across 1.1 scoreless IP (2 BB, SO)...was the 3rd ML player to debut in the 2020 Postseason (MIN Alex Kirilloff on Sept. 30 and TB Shane McClellan on Oct. 5).

AZL Padres 2, making 4 starts (3.86 ERA, .211 opp, AVG) before a promotion to FW (3.00 ERA in 3 starts).

2019

- Made 22 starts for Fort Wayne, striking out 22.8% of opposing batters while walking just 4.6%, for a 3.84 ERA.
- Allowed 2 earned runs-or-fewer in each of his 1st 7 starts, posting a 1.78 ERA (6 ER, 30.1 IP) from April 4-May 26.
- His ERA never got above 3.84, the mark he finished the campaign at after 5 straight starts of 3 earned runs-or-fewer to close out the season.

2018

- Began his 1st professional season with the Rookie-Level

PERSONAL

- On the morning of G1 of the NLDS, was taking his scheduled COVID-19 test next to A.J. Preller. How did he find out about he was going to be making his ML debut?: "He asked me which pile I usually get my COVID test from. I was like, 'I just grab one, I don't think they really care.' He told me to grab one out of the big league pile."
- Proposed to his now-fiancé Thayer in January 2021 in Florence, Alabama...Thayer plays volleyball at the University of Florida, and was the 2017-18 Gatorade National Volleyball Player of the Year, and Weathers was the 2018 Gatorade Tennessee Baseball High School Player of the Year.

RYAN WEATHERS CAREER PITCHING

Season	Team	League	W	L	ERA	G	GS	CG	SHO	SV	IP	H	R	ER	HR	HB	BB	SO	WHIP	AVG	AB	WP	GIDP	TBF	NP-S
2018	2 Teams	Minors	0	3	3.44	7	7	0	0	0	18.1	19	16	7	2	1	4	18	1.25	.247	77	1	1	83	231/163
2018	SD2	ROK	0	2	3.86	4	4	0	0	0	9.1	8	8	4	2	1	3	9	1.18	.211	38	1	0	42	74/58
2018	FW	A(Full)	0	1	3.00	3	3	0	0	0	9.0	11	8	3	0	0	1	9	1.33	.282	39	0	1	41	157/105
2019	FW	A(Full)	3	7	3.84	22	22	0	0	0	96.0	101	45	41	6	7	18	90	1.24	.275	367	4	11	395	1454/985
2021	ELP	AAA	1	0	3.60	2	2	0	0	0	10.0	13	4	4	2	0	2	11	1.50	.317	41	0	1	43	160/114
2021	SD	MLB	4	7	5.32	30	18	0	0	1	94.2	101	57	56	20	3	30	72	1.38	.279	362	2	11	401	1617/1013
Career		MLB	4	7	5.32	30	18	0	0	1	94.2	101	57	56	20	3	30	72	1.38	.279	362	2	11	401	1617/1013
Career		Minors	4	10	3.76	31	31	0	0	0	124.1	133	65	52	10	8	24	119	1.26	.274	485	5	13	521	1845/1262

DIVISION SERIES

Season	Team	League	W	L	ERA	G	GS	CG	SHO	SV	IP	H	R	ER	HR	HB	BB	SO	WHIP	AVG	AB	WP	GIDP	TBF	NP-S
2020	SD	MLB	0	0	0.00	1	0	0	0	0	1.1	0	0	0	0	0	2	1	1.50	.000	4	0	0	6	30/16

CAREER TRANSACTIONS

OPTIONS USED: 0/3

2018 Signed by SD as a first-round selection (seventh overall) in the First-Year Player Draft, July 1



STEVEN WILSON

NRI

48

**RIGHT-HANDED
PITCHER**

Height: 6-4

Bats: R

Weight: 221

Throws: R

@Swilson2436

swilson2436

Full Name

Steven Christopher Wilson

Date of Birth

August 24, 1994 in Littleton, Colorado

Current Residence

Littleton, Colorado

2022 Opening Day Age

27

MLB Service Time

0.000

How Obtained

Signed as an eighth-round selection in the 2018 First-Year Player Draft on June 14, 2018

Contract Status

Signed through 2022

QUICK HITS

- Among Triple-A West pitchers with 30.0+ IP in 2021, Wilson's .156 opponent's average led the league, and his 14.42 strikeouts per nine ranked 2nd.
- Following the 2021 season, played for Escogido in the Dominican Winter League, where he struck out 14 batters against 1 walk over 10 shutout innings of two-hit ball.
- 2019 marked his 1st full professional campaign. Led Lake Elsinore (A) pitchers with a 0.93 ERA (min. 6 appearances) and posted a 4.11 ERA and .206 opponent AVG with El Paso (AAA).
- Attended Santa Clara University (CA) and underwent Tommy John surgery in 2017. In his final year for the Broncos, he was named an All-West Coast Conference Honorable Mention and to the WCC All-Academic Team, leading the team with a 3.07 ERA and 58 strikeouts in 44.0 IP.

2021 SEASON

- Received a non-roster invitation to Major League Spring Training, beginning the season with El Paso (AAA).
- Spent the majority of the campaign with ELP, posting a 3.43 ERA (15 ER, 39.1 IP) in 28 appearances (all in relief), including a 0.92 WHIP and .157 opponent average.
- Among Triple-A West pitchers with 30.0+ IP, Wilson's .156 opponent's average led the league, and his 14.42 strikeouts per nine ranked 2nd.
- Between the Arizona Complex League Padres and ELP, he posted a career high 15.2 strikeouts per nine innings.
- Made just 3 appearance to start the season before landing on the 7-Day Injured List on May 17 for nearly two months with an arm injury.
- Made two rehab appearances with Rookie-Level ACL Padres on July 2 and July 5, pitching 2.2 innings of scoreless, 1-hit ball with 8 strikeouts and 0 walks...returned to the Chihuahuas on July 10.
- Made 11 appearances for ELP in which he tossed at least 2.0 innings.
- Following the 2021 season, played for Escogido in the Dominican Winter League, where he struck out 14 batters against 1 walk over 10 shutout innings of two-hit ball.

2020

- Received an invite to Major League Spring Training and made 2 scoreless relief appearances.
- Was not a part of the Padres 60-man player pool at their alternate training site during the regular season.

2019

- Split his 1st full professional campaign between El Paso (AAA) and Lake Elsinore (A), owning a 2.67 ERA (19 ER, 64.0 IP) in 42 appearances (all in relief).
- Began the season with LE, where he made 17 relief app. from April 6-June 16, posting a 0.93 ERA (3 ER, 29.0 IP), a .183 opponent clip (19-for-104) and .227 opp. OBP.
- While with the Storm, had 43 SO with 4 BB for a 13.3 SO/9.
- Bypassed the Double-A level and was promoted to ELP on June 17...made his ELP debut on June 18 and proceeded to make 25 app. out of the bullpen to finish the season.
- Did not allow a single earned run in both May and June, tossing 22.2 IP in that time and making 13 app. with 9 hits and 1 unearned run allowed.
- ELP went 14-11 in games in which he appeared, and he owned a 4.11 ERA (16 ER, 35.0 IP), owning a .206 opp. AVG.
- With ELP, had 42 SO and 10.8 SO/9...fanned at least 1 batter in 23 of his 25 app. and fanned multiple 13 times.
- With RISP, Single-A opponents hit .038 against him (1-for-26) and Triple-A opponents hit .220.

2018

- Split the year between Tri-City (A) and Lake Elsinore (A), appearing in just 5 G for a 7.88 ERA (7 ER, 8.0 IP).
- Made his professional debut with TRI, making 3 app. from June 18-July 4 for a 1.80 ERA in 5.0 IP and a .235 opp. AVG.
- In just 2 games with LE, worked a total of 3.0 IP and allowed 3 ER and 4 hits in both app.

STEVEN WILSON

NRI



PERSONAL

- Son of Robert and Debra. Robert is an NCAA umpire. Steven has five siblings: Michael Roan, Brandon Wilson, Greg Schar, Nick Schar and Spencer Schar.
- Graduated from Dakota Ridge High School in Littleton, Col. in 2012. Named League MVP, First-Team All-Conference,

Academic All-State and Athlete of the Year as a senior.

- Attended Santa Clara University (CA) and underwent Tommy John surgery in 2017.



STEVEN WILSON CAREER PITCHING

Season	Team	League	W	L	ERA	G	GS	CG	SHO	SV	IP	H	R	ER	HR	HB	BB	SO	WHIP	AVG	AB	WP	GIDP	TBF	NP-S
2018	2 Teams	Minors	1	0	7.88	5	0	0	0	0	8.0	12	8	7	2	0	4	9	2.00	.353	34	2	0	40	160/94
2018	TRI	A(Short)	1	0	1.80	3	0	0	0	0	5.0	4	2	1	0	0	1	6	1.00	.235	17	1	0	19	76/49
2018	LE	A(Adv)	0	0	18.00	2	0	0	0	0	3.0	8	6	6	2	0	3	3	3.67	.471	17	1	0	21	84/45
2019	2 Teams	Minors	3	3	2.67	42	0	0	0	0	64.0	45	22	19	7	2	26	85	1.11	.200	225	4	5	258	1012/630
2019	LE	A(Adv)	2	0	0.93	17	0	0	0	0	29.0	19	3	3	2	2	4	43	0.79	.184	103	2	1	110	424/273
2019	ELP	AAA	1	3	4.11	25	0	0	0	0	35.0	26	19	16	5	0	22	42	1.37	.213	122	2	4	148	588/357
2021	2 Teams	Minors	4	0	3.21	30	0	0	0	0	42.0	23	18	15	7	2	14	71	0.88	.154	149	1	1	166	716/461
2021	PAD	ROK	0	0	0.00	2	0	0	0	0	2.2	1	0	0	0	0	0	8	0.38	.111	9	0	0	9	25/25
2021	ELP	AAA	4	0	3.43	28	0	0	0	0	39.1	22	18	15	7	2	14	63	0.92	.157	140	1	1	157	691/436
Career		Minors	8	3	3.24	77	0	0	0	0	114.0	80	48	41	16	4	44	165	1.09	.196	408	7	6	464	1888/1185

CAREER TRANSACTIONS

OPTIONS USED: 0/3

2018 Signed by SD as an eighth-round selection in the First-Year Player Draft, June 14



LIVE LOOK-INS AND ANALYSIS ON MLB TONIGHT™


LIVE GAMES EVERY WEEK



GO TO FINDMLBNETWORK.COM FOR CHANNEL NUMBER

© 2022 MLB. Major League Baseball trademarks and copyrights are used with permission of Major League Baseball. Visit MLB.com. Any other marks used herein are trademarks of their respective owners.

HISTORY & RECORDS



HISTORY & RECORDS

PADRES HALL OF FAME PRESENTED BY SONY

During the Padres' 30th anniversary season in 1999, the ball club established the San Diego Padres Hall of Fame. The Padres set guidelines on how to first nominate then add players to their Hall of Fame using a two-stage process. Fourteen of the 15 current members of Padres Hall of Fame were inducted using those selection guidelines.

The lone exception was National Baseball Hall of Fame member and native San Diegan Ted Williams. A graduate of Hoover High and a member of the original 1936 minor league Padres of the Pacific Coast League, Williams was inducted into the Padres Hall of Fame at the discretion of club management in 2016.

The Padres Hall of Fame presented by Sony opened at Petco Park on July 1, 2016, showcasing the history of the San Diego Padres and baseball in San Diego.



NATE COLBERT

INDUCTED 1999

Nate Colbert emerged as the first bona fide star to wear a Padres uniform, becoming one of the game's premier power hitters of the early 1970s. The first baseman made three All-Star appearances (1971-73) as a Padres player and led the team in home runs the first five years of its existence.

Colbert's greatest achievement was on August 1, 1972, when he hit five home runs and drove in 13 runs in a doubleheader in Atlanta. The RBI total established a record that has since been tied by St. Louis' Mark Whiten (September 7, 1993 at CIN), and the five home runs tied Stan Musial's Major League record in 1954. To this day, Colbert's 163 home runs are the most in Padres history, while his .469 SLG ranks fifth on the club's all-time list.




RANDY JONES

INDUCTED 1999

Randy Jones was the first Padres pitcher to win the Cy Young award, and he earned tremendous popularity among Padres fans, a relationship that remains strong to this day. The left-handed starter claimed the Cy Young award in 1976 after going 22-14 with a 2.74 ERA and 25 complete games, and he remains the club leader in IP (1766.0), starts (253), complete games (71) and shutouts (18).

The southpaw established a unique rapport with Padres fans, who gave him a standing ovation as he approached the mound for every start. An All-Star in 1975 and 1976, Jones remains an active ambassador for the Padres in the community, making dozens of annual appearances.



RAY KROC

INDUCTED 1999

Ray Kroc purchased the Padres franchise on January 25, 1974, when the club was packed and prepared to move to Washington, D.C. An entrepreneur who created the McDonald's fast-food empire, Kroc ensured that the Padres would remain in San Diego.

He oversaw the club's rise from a perennial loser in the standings to a viable franchise that would eventually win the National League pennant in 1984. After attendance only reached a season-high of at 644,272 before he purchased the club, the Padres drew more than one million fans every year (except the strike-shortened 1981 season). Kroc passed away in January 1984 and would not see his team reach the World Series that year — with the club carrying an "RAK" emblem on its uniform that season. Kroc's wife, Joan, assumed the role of owner after his death, until her sale of the club in 1990.



DAVE WINFIELD

INDUCTED 2000

Dave Winfield jumped directly into the Padres lineup off the University of Minnesota campus in 1973. In eight Padres seasons, he was named to four National League All-Star teams (1977-80), led the club in home runs on five occasions (1976-80) and paced the team in RBI six times (1974-75, 1977-80). The team MVP in 1978 and 1979, Winfield batted .284 with 154 HR, 626 RBI and 133 stolen bases for San Diego, the start of a 22-year Major League career which culminated in his election to the National Baseball Hall of Fame in January 2001. Winfield was inducted into the Hall of Fame August 5, 2001, the first player to enter Cooperstown as a Padres player.

HISTORY & RECORDS




BUZZIE BAVASI

INDUCTED 2001

Already a veteran of nearly 30 years in the game, Bavasi joined C. Arnholt Smith's effort to attract a National League franchise to San Diego in 1967. After securing a team, he served as the Padres first president from the birth of the franchise until 1977.

Bavasi was one of baseball's most respected executives. He began his career with the Brooklyn Dodgers in 1939, serving the organization in a variety of roles. Following a stint in the military as an infantry machine gunner from 1943-46, Bavasi became the general manager of the Dodgers Triple-A club in Montreal. In 1951, he was appointed vice president and general manager of the Brooklyn Dodgers, a post he held through the club's move to Los Angeles, until he resigned to join the effort to bring the Major Leagues to San Diego. Bavasi passed away on May 1, 2008 in San Diego at the age of 93.



JERRY COLEMAN

INDUCTED 2001

Jerry Coleman was the voice of the Padres for 42 seasons, stirring loyal fans across the region with his patented "Oh Doctor!" and "Hang a Star" calls, trademarks of Padres broadcasts from 1972-2013. In 1999, Coleman was recognized by the Padres with a jersey retired in honor of his contributions, not only to the club but also to the San Diego community. The Padres unveiled a star under the press box at Petco Park during the 2004 season, and in 2005, he was inducted into the United States Marine Corps Sports Hall of Fame while also receiving the prestigious Ford C. Frick Award from the National Baseball Hall of Fame in Cooperstown. He was inducted into the National Radio Hall of Fame in Chicago as a member of the 2007 class. In January of 2010, he received a Lifetime Achievement award at the 60th annual Golden Mike Awards. On September 15, 2012, the Padres honored Coleman's 70 years in baseball and 40 with the Padres with a pre-game ceremony at Petco Park, during which the club unveiled a statue of Coleman at the park while the mayor of San Diego proclaimed the day "Jerry Coleman Day."

Coleman's distinguished broadcasting career included stops with the Yankees and 22 seasons calling the CBS Radio Network's "Game of the Week." A former Major Leaguer, who left the broadcast booth in 1980 to become the Padres manager for one season, he played on six World Series clubs in nine seasons (1949-57) with the New York Yankees, a key member of the greatest dynasty in baseball history. The second baseman made his big-league debut in 1949, earning Associated Press Rookie of the Year honors. The following season, Coleman was an AL All-Star and the World Series Most Valuable Player, as the Yankees swept the Phillies in four games.

Coleman, whose playing career was interrupted twice when he was called upon to serve the United States as a Marine Corps pilot in World War II and in Korea, retired with a lifetime .263 average, 16 HR and 217 RBI in 723 games. He is the only Major League player to see active combat in two wars, and Coleman's distinguished military service record includes 120 missions and two Distinguished Flying Crosses, 13 Air Medals and three Navy Citations. He passed away on January 5, 2014 in San Diego at the age of 89.



TONY GWYNN


INDUCTED 2002

Tony Gwynn, one of the greatest hitters in the history of Major League Baseball, became the first-ever unanimous selection to the Padres Hall of Fame upon his retirement at the conclusion of the 2001 season. In 20 seasons (1982-2001), the man who will forever be known as "Mr. Padre" won a National League-record tying eight batting titles and was selected to 16 All-Star teams.

He retired with a .338 career batting average and 3,141 hits in 2,440 games. Gwynn's hit count includes 543 doubles, 85 triples and 135 HR, and he finished with 1,138 RBI and 319 stolen bases. The Padres career leader in virtually every offensive category, Gwynn retired 17th on the all-time Major League hit list, 17th on the doubles list and eighth on the all-time singles list. His .338 career average, the highest by any Major Leaguer since Ted Williams, is 22nd-best all-time.

Gwynn played on each of the first three Padres Division Championship clubs (1984, 1996, 1998) and batted .371 in the club's two World Series appearances in 1984 against the Tigers and in 1998 against the Yankees. Upon his retirement, he became the 17th player in baseball history to spend his entire career of 20-or-more seasons with one club. Gwynn's unwavering loyalty to the Padres and his undying devotion to the San Diego community further cemented his standing as "Mr. Padre" and one of the greatest ambassadors the game of baseball has ever known.

Gwynn was inducted into the National Baseball Hall of Fame in July of 2007. He passed away on June 16, 2014 in Poway, CA at the age of 54.



DICK WILLIAMS

INDUCTED 2009

Serving as Padres manager from 1982-85, Dick Williams led the Friars to a 337-311 record and .520 winning percentage over four years, finishing at .500 or better each season. In the club's 13 seasons prior to his arrival, the team had posted just one winning season (1978), but under Williams' guidance, the Padres went 92-70 in 1984, reaching the playoffs for the first time in franchise history and advancing to the World Series.

HISTORY & RECORDS



TREVOR HOFFMAN

INDUCTED 2014

The most successful closer in Padres franchise history and one of the best ever in the history of Major League Baseball, Trevor Hoffman was inducted into the National Baseball Hall of Fame in July 2018 and into the Padres Hall of Fame on August 30, 2014.


Hoffman, who now serves as the Padres' senior advisor to baseball operations, retired as MLB's all-time saves leader with 601 in 677 opportunities, a 61-75 record, 2.87 ERA (347 ER, 1089.1 IP), .211 opponent batting average and 1,133 strikeouts in 1,035 relief appearances. The seven-time all-star (1998, 99, 2000, 02, 06, 07, 09) also finished in the top 10 in Cy Young voting (1996, 98, 99, 2006) and in the top 25 in MVP voting (1996, 98, 2005, 06).

Over his 16 seasons with San Diego, Hoffman compiled a 54-64 record with 552 saves in 618 opportunities (.893 save percentage), a 2.76 ERA, .211 opponent clip and 1,029 strikeouts in 902 relief appearances. He was the first player in MLB history to reach the 500 and 600 save milestones, and his nine seasons of 40-plus saves are tied with Mariano Rivera for the most, all time. He twice had 40+ saves in four consecutive seasons (1998-2001 and 2004-07), the only pitcher to ever accomplish the feat twice. He also recorded a single season franchise-record 53 saves during the 1998 National League title season.

A California native and San Diego resident, Hoffman has been heavily involved in the local community since joining the Padres in 1993. He was named the local recipient of the Roberto Clemente Award on six occasions and was honored with both the Lou Gehrig Award and Teammates for Kids Award in 2006. In addition, he received the Hutch Award in 2005 and was named the 1999 recipient of the Padres Chairman's Award.



Trevor Hoffman, inducted into the Padres Hall of Fame on August 30, 2014, addresses the media on the day of his election to the National Baseball Hall of Fame in January of 2018.




BENITO SANTIAGO

INDUCTED 2015

Benito Santiago was unanimously named National League Rookie of the Year in 1987, the first Padre to ever receive the accolade. A five-time National League All-Star, including four with the Padres (1989-92), he played seven of his first 20 Major League seasons for San Diego, hitting .264 (758-for-2872) with 124 doubles, 15 triples, 85 HR and 375 RBI over 789 games from 1986-92.

His four starts behind the plate for the National League All-Star team are the second-most starting nods at the Mid-Summer Classic in franchise history behind only Tony Gwynn and his 12 starts.

The Puerto Rico native also received four Louisville Silver Slugger Awards (1987-88, 1990-91) and three Rawlings Gold Gloves (1988-90) in his career, all with San Diego. His career-best and franchise-record 34-game hitting streak during his rookie season in 1987 still stands as the longest hitting streak in Major League history by a rookie and the longest by a catcher.



GARRY TEMPLETON

INDUCTED 2015

Garry Templeton, who played 10 of his 16 Major League seasons with San Diego from 1982-1991, was the first shortstop inducted into the Padres Hall of Fame. The switch-hitter hit .252 with 195 doubles, 36 triples, 43 HR and 427 RBI over 1,286 games for the Padres.

Templeton ranks second to Tony Gwynn among franchise leaders in several offensive categories, including games played, at-bats, hits and doubles, and he ranks fourth in triples, seventh in RBI and eighth in runs scored. He was named a National League All-Star for the Padres and team MVP in 1985 and earned a Louisville Silver Slugger Award in 1984. Over his 10 seasons in San Diego, he posted a .965 fielding percentage at shortstop, the best fielding percentage in club history at the position.

HISTORY & RECORDS



KEN CAMINITI

INDUCTED 2016

Ken Caminiti played four seasons in San Diego (1995-1998), in which he won Gold Glove Awards three straight years (1995-1997), and he also earned three All-Star honors (in 1994 with the Astros and in 1996 and 1997 with the Padres). Caminiti became the first Padre to win the National League MVP award when he was unanimously recognized in 1996, the same year he won the Silver Slugger Award. In 1998, he helped lead the Padres to the World Series.

Caminiti had a career-year in 1996, hitting .326 with 40 HR, 109 runs scored and a club-record 130 RBI, helping the Padres win the National League West Division and sending San Diego to the playoffs for just the second time in franchise history.

He passed away on October 10, 2004 at the age of 41.




TED WILLIAMS

INDUCTED 2016

Ted Williams, a 17-time All-Star and Hall of Famer, was a San Diego native who played with the Pacific Coast League Padres before playing for the Boston Red Sox. A graduate of Herbert Hoover High School in San Diego, he signed with the Padres at age 17. During the club's inaugural 1936 season in the Pacific Coast League, he .271 over 42 games. Williams hit .291 with 23 HR over 138 games the next year, helping lead the Padres to the PCL championship before signing with the Red Sox.

In 1939, he started in his 19-year career with Boston that included a .344 career clip and 521 HR, in addition to serving in both World War II and the Korean War. Williams passed away on July 5, 2002 at the age of 83.



JACK MCKEON

INDUCTED 2017

"Trader Jack" McKeon spent 11 seasons as general manager of the Padres (1980-90), including parts of three seasons in which he served in a dual role of GM and field manager (1988-90). He earned the sobriquet "Trader Jack" for his renowned ability to instigate and complete transactions. McKeon was 49 when he began his role as general manager, and he made a multitude of the trades and signings that helped lead to the club's 1984 National League title, including a 11-player trade with the St. Louis Cardinals. His most notable trade acquisitions included Garry Templeton, Terry Kennedy, Graig Nettles, Carmelo Martinez and Dave Dravecky. During the 1988 season, McKeon assumed the managerial title after the Padres got off to a 16-30 start, becoming the 12th manager in franchise history. For parts of three seasons, he led the Padres 193 victories, boasting an .541 winning percentage.



KEVIN TOWERS

INDUCTED 2018

Kevin Towers, a former Padres player, scout and front office executive, was posthumously inducted on May 12, 2018 in a special pregame ceremony as part of a weekend-long celebration of the 20th anniversary of the 1998 National League Championship team.

Towers was honored for his nearly thirty years of service with the Padres, most notably as general manager of the club from 1995-2009. Dubbed a "gunslinger" for his fearlessness in making trades, Towers was 34-years-old when he began his role as general manager after serving as the club's director of scouting the previous two seasons. Under Towers, the Padres enjoyed some of the most successful years in club history, including four National League West titles (1996, 1998, 2005, 2006) and a National League pennant in 1998.

The '98 club, which set a franchise record for victories (98), was comprised of a number of Towers' acquisitions, including Wally Joyner, Chris Gomez, Greg Vaughn, Quilvio Veras, Sterling Hitchcock and Kevin Brown. During his tenure in San Diego, Towers was also responsible for acquiring Phil Nevin, Ryan Klesko, Brian Giles, Adrian Gonzalez, David Wells and Heath Bell, as well as drafting future Cy Young Award Winner Jake Peavy.

HISTORY & RECORDS

PADRES RETIRED NUMBERS



6

STEVE GARVEY
(1989)

31

DAVE WINFIELD
(2001)

42

JACKIE ROBINSON
(1997)

19

TONY GWYNN
(2004)

35

RANDY JONES
(1997)


51

TREVOR HOFFMAN
(2011)

HISTORY & RECORDS



PADRES IN COOPERSTOWN



NATIONAL BASEBALL HALL OF FAME AND MUSEUM

25 Main Street, Cooperstown, New York 13326

Phone: (607) 547-7200

Public Relations: (607) 547-0215

E-mail address: info@baseballhall.org

Website: baseballhall.org

Summer Hours: Memorial Day Weekend - Labor Day Weekend: 9 a.m. to 9 p.m.

Regular Hours: 9 a.m. to 5 p.m.

Holiday Closings: Thanksgiving Day, Christmas Day, and New Year's Day.

DIRECTORY: Jane Forbes Clark (Chairman), Tim Mead (President), Jeff Jones (Senior Vice President of Finance and Administration), Sean Gahagan (Vice President, Retail Merchandising & Licensing), Erik Strohl (Vice President, Exhibitions and Collections), Ken Meifert (Vice President, Sponsorship & Development)
PR CONTACTS: Jon Sheslakofsky (Vice President, Communications & Education) and Craig Muder (Comm. Director)

HALL OF FAME INDUCTION 2021: Sunday, July 25

Class of 2020: Derek Jeter, Marvin Miller, Ted Simmons and Larry Walker

PADRES IN THE HALL OF FAME

Thirteen players and managers who have worn a San Diego Padres uniform have earned enshrinement into the National Baseball Hall of Fame, including 2018 electee Trevor Hoffman, who is the third Padres player to have a Padres logo on his plaque cap following Dave Winfield and Tony Gwynn. Other Hall of Famers with ties to the Padres include Roberto Alomar, Ozzie Smith, Rollie Fingers, Goose Gosage, Rickey Henderson, Willie McCovey, Gaylord Perry, Mike Piazza, Greg Maddux and Dick Williams. For more information on San Diego Padres in the Hall of Fame, visit the "Hall of Famers" team pages at www.baseballhall.org.

NOTABLE PADRES ARTIFACTS IN COOPERSTOWN

- Helmet worn by Eric Hosmer on Aug. 20, 2020, when he hit a grand slam, the team's fourth game in a row with a grand slam.
- Padded cap worn by pitcher Alex Torres on June 21, 2014, becoming the first pitcher wear the new padded cap in a game.
- Manager Bud Black's 1983 throwback uniform with memorial jersey patch worn as a tribute on July 14, 2011 to Hall of Famer Dick Williams during the team's first home game after he passed away.
- Glove used by Kevin Kouzmanoff during the 2009 season when he set a single-season record for NL third basemen with a .990 fielding percentage, making only three errors in 369 total chances.
- Bat used by Jody Gerut hit a leadoff home run in the first game at Cit Field, the first time in that the first batter of the first regular-season game at a new ballpark has hit a home run.
- Ticket from the final Hall of Fame Game, which was to be played June 16, 2008 against the Padres but was rained out.
- Jersey worn by Greg Maddux during his 350th career win on May 10, 2008.
- Ball, ticket and a base signed by manager Bud Black from the 2008 China Series against the Dodgers in March 2008.
- Ball signed by 2007 BBWAA Hall of Fame electee Tony Gwynn.
- Jersey, cap, spikes, glove and final out ball used by Trevor Hoffman on June 6, 2007, when he recorded his 500th career save, the first reliever to achieve the milestone.
- Ball, cap, jersey and spikes from Trevor Hoffman's 479th save on Sept. 24, 2006, which surpassed Lee Smith for the all-time lead.
- Jersey worn by Mike Piazza on April 26, 2006 when he hit his 400th career home run.
- Uniform, spikes, ball and ticket from Trevor Hoffman's 400th career save on May 6, 2005.
- Bat used by Brian Giles to record the first hit at PETCO Park on April 8, 2004.
- Home run ball hit by Rickey Henderson, scoring his record 2,247th career run on Oct. 3, 2001.
- Jersey worn by Rickey Henderson for his 2,063rd career walk, breaking Babe Ruth's record, April 25, 2001.
- Bat used by Tony Gwynn to record his 3,000th career hit on Aug. 6, 1999.
- Bat and spikes used by Tony Gwynn in 1997, when he achieved his 6th NL batting title.
- Jersey worn by Tony Gwynn during the 1994 season when he recorded his 5th NL batting title.
- Cap worn by Steve Garvey to set NL record for consecutive games played, April 16, 1983.
- Bat from Nate Colbert's record 13 RBI in a doubleheader on Aug. 1, 1972.



Helmet worn by Eric Hosmer when he hit a grand slam on Aug. 20, 2020, the team's fourth game in a row with a grand slam.

A LOOK AHEAD TO 2022

Ballots for the 2022 Hall of Fame/BBWAA election will be distributed following the 2021 season with results from the voting scheduled to be announced in January 2022. A partial list of first-year candidates for election includes Prince Fielder, David Ortiz, Alex Rodriguez and Mark Teixeira. Historical information on past BBWAA elections and the election process can be accessed at www.baseballhall.org or by contacting the Hall of Fame Communications department.

CONNECT TO COOPERSTOWN

- For up-to-the-minute news from Cooperstown, visit at www.baseballhall.org. Stay up-to-date on all the activity at the Hall of Fame's official site, on Twitter @baseballhall and through social networking on Facebook, Instagram and YouTube.
- If you would like to receive interesting stories and timely news items direct from the Hall of Fame and get the inside track on the latest happenings in Cooperstown, sign up for *Inside Pitch*. There's no cost to receive our weekly electronic newsletter in your e-mail box at home or work and it's easy to enroll. Just log on to www.baseballhall.org/media/museum-facts.
- If you have an interest in receiving *Around The Horn*, the Hall's monthly media newsletter, please send an e-mail to info@baseballhall.org. Be sure to include your name, name of organization and e-mail address. Or visit www.baseballhall.org/media-info.

RESEARCH ASSISTANCE

The Hall of Fame is pleased to provide assistance in baseball research and members of the media are encouraged to utilize this valuable resource whenever necessary by calling the Public Relations department at (607) 547-0215, or the Library Reference desk at (607) 547-0330.



David Winfield
Inducted August 5, 2001



Tony Gwynn
Inducted July 29, 2007



Trevor Hoffman
Inducted July 29, 2018

Other players who played for the Padres and earned Cooperstown plaques are Rollie Fingers, Gaylord Perry, Willie McCovey, Ozzie Smith, Rich "Goose" Gosage, Rickey Henderson, Roberto Alomar, Greg Maddux and Mike Piazza. Former manager Dick Williams was also inducted into the Hall of Fame in 2008, and the 1978-79 Padres featured four players who would ultimately earn election to the Hall of Fame: Fingers, Perry, Smith and Winfield.

HISTORY & RECORDS

LOCAL AWARD WINNERS

PADRES MVP

Selected annually by the San Diego Chapter of the Baseball Writers' Association of America (BBWAA).

Year	Name
1969	Nate Colbert
1970	Cito Gaston
1971	Clay Kirby
1972	Nate Colbert
1973	Fred Kendall
1974	Bobby Tolan
1975	Randy Jones
1976	Randy Jones
1977	George Hendrick
1978	Dave Winfield
1979	Dave Winfield
1980	Gene Richards
1981	Juan Bonilla
1982	Terry Kennedy
1983	Alan Wiggins
1984	Tony Gwynn
1985	Garry Templeton
1986	Tony Gwynn
1987	Tony Gwynn
1988	Tony Gwynn
1989	Mark Davis
1990	Bip Roberts
1991	Fred McGriff
1992	Gary Sheffield
1993	Phil Plantier
1994	Tony Gwynn
1995	Tony Gwynn
1996	Ken Caminti
1997	Tony Gwynn
1998	Greg Vaughn
1999	Phil Nevin
2000	Phil Nevin
2001	Phil Nevin
2002	Ryan Klesko
2003	Mark Loretta
2004	Mark Loretta
2005	Brian Giles
2006	Adrian Gonzalez
2007	Khalil Greene
2008	Adrian Gonzalez
2009	Adrian Gonzalez
2010	Adrian Gonzalez
2011	Cameron Maybin
2012	Chase Headley
2013	Will Venable
2014	Rene Rivera
2015	Matt Kemp
2016	Wil Myers
2017	Jose Pirela
2018	Hunter Renfro
2019	Fernando Tatis Jr.
2020	Manny Machado
2021	Fernando Tatis Jr.

CHAIRMAN'S AWARD

The Padres' Community Relations Department founded The Chairman's Award in 1995 to honor the Padres player or coach who best exemplifies the community spirit of the club.

Year	Name
1995	Tony Gwynn
1996	Brian Johnson
1997	Steve Finley
1998	Greg Vaughn
1999	Trevor Hoffman
2000	Woody Williams
2001	Ryan Klesko
2002	Mark Kotsay
2003	Bruce Bochy
2004	Brian Giles
2005	Woody Williams
2006	Jake Peavy
2007	Adrian Gonzalez
2008	Chris Young
2009	Bud Black
2010	Nick Hundley
2011	Luke Gregerson
2012	Will Venable
2013	Bud Black
2014	Ian Kennedy
2015	Tyson Ross
2016	Jon Jay
2017	Craig Stammen
2018	Hunter Renfro
2019	Austin Hedges
2021	Joe Musgrove

DARREL AKERFELDS BULLPEN AWARD

Established in 2006 as the Fireman's Award, it was renamed to the Darrel Akerfelds Bullpen Award following the 2012 season to honor the most outstanding member of the Padres bullpen, as voted on by his peers. It was named for the Padres former bullpen coach who passed away on June 24, 2012 after a battle with pancreatic cancer. "AK" was a coach, mentor and friend to the Padres family from 1997-2012.

Year	Name
2006	Trevor Hoffman
2007	Heath Bell
2008	Trevor Hoffman
2009	Heath Bell
2010	Heath Bell
2011	Heath Bell
2012	Luke Gregerson
2013	Huston Street
2014	Joaquin Benoit
2015	Craig Kimbrel
2016	Brad Hand
2017	Brad Hand
2018	Kirby Yates
2019	Kirby Yates
2020	Drew Pomeranz
2021	Mark Melancon

CLYDE McCULLOUGH

PITCHER OF THE YEAR

The Clyde McCullough Award for Padres Pitcher of the Year, selected annually by the San Diego Chapter of the Baseball Writers Association of America (BBWAA), is named in honor of the former San Diego bullpen coach who passed away on September 18, 1982. McCullough, whose career as a player, coach, instructor and scout spanned nearly five decades, was an inspirational and popular figure. The award originally honored the Padres' top rookie, but since 1990, it has come to recognize the club's best pitcher.

Year	Name
1982	Luis DeLeon
1983	Mark Thurmond
1984	Carmelo Martinez
1985	Lance McCullers
1986	John Kruk
1987	Benito Santiago
1988	Roberto Alomar
1989	Greg Harris
1990	Ed Whitson
1991	Andy Benes
1992	Bruce Hurst
1993	Andy Benes
1994	Trevor Hoffman
1995	Andy Ashby
1996	Trevor Hoffman
1997	Trevor Hoffman
1998	T. Hoffman & K. Brown
1999	Trevor Hoffman
2000	Woody Williams
2001	Trevor Hoffman
2002	Trevor Hoffman
2003	Rod Beck
2004	Jake Peavy
2005	Jake Peavy
2006	Trevor Hoffman
2007	Jake Peavy
2008	Jake Peavy
2009	Heath Bell
2010	Heath Bell
2011	Heath Bell
2012	Clayton Richard
2013	Andrew Cashner
2014	Tyson Ross
2015	Tyson Ross
2016	Brad Hand
2017	Brad Hand
2018	Kirby Yates
2020	Dinelson Lamet
2021	Joe Musgrove



HISTORY & RECORDS

NATIONAL LEAGUE AWARDS

NL MVP

Year	Name	Voting outlet
1996	Ken Caminiti	BBWAA

NL CY YOUNG AWARD

Year	Name	Voting outlet
1976	Randy Jones	BBWAA
1978	Gaylord Perry	BBWAA
1989	Mark Davis	BBWAA
2007	Jake Peavy	BBWAA

RAWLINGS GOLD GLOVE AWARD

Year	Name
1979	Dave Winfield (OF)
1980	Dave Winfield (OF), Ozzie Smith (SS)
1981	Ozzie Smith (SS)
1986	Tony Gwynn (OF)
1987	Tony Gwynn (OF)
1988	Benito Santiago, (C)
1989	Tony Gwynn (OF), Benito Santiago (C)
1990	Tony Gwynn (OF), Benito Santiago (C)
1991	Tony Gwynn (OF)
1995	Ken Caminiti (3B), Steve Finley (CF)
1996	Ken Caminiti (3B), Steve Finley (CF)
1997	Ken Caminiti (3B)
2006	Mike Cameron (OF)
2007	Greg Maddux (RHP)
2008	Adrian Gonzalez (1B)
2009	Adrian Gonzalez (1B)
2012	Chase Headley (3B)
2020	Trent Grisham (CF)

NL SILVER SLUGGER

Year	Name
1983	Terry Kennedy (C)
1984	Tony Gwynn (OF), Garry Templeton (SS)
1986	Tony Gwynn (OF)
1987	Tony Gwynn (OF), Benito Santiago (C)
1988	Benito Santiago (C)
1989	Tony Gwynn (OF)
1990	Benito Santiago (C)
1991	Benito Santiago (C)
1992	Fred McGriff (1B), Gary Sheffield (3B)
1994	Tony Gwynn (OF)
1995	Tony Gwynn (OF)
1996	Ken Caminiti (3B)
1997	Tony Gwynn (OF)
1998	Greg Vaughn (OF)
2004	Mark Loretta (2B)
2012	Chase Headley (3B)
2020	Manny Machado (3B), Fernando Tatis Jr. (SS)
2021	Fernando Tatis Jr. (SS)

ROBERTE CLEMENTE AWARD

Year	Name
1999	Tony Gwynn

SPORTING NEWS ALL-LEAGUE TEAM

Year	Name
1975	Randy Jones (LHP)
1976	Randy Jones (LHP)
1978	Gaylord Perry (RHP)
1979	Dave Winfield (OF)
1984	Tony Gwynn (OF), Mark Thurmond (LHP)
1986	Tony Gwynn (OF)
1987	Tony Gwynn (OF), Benito Santiago (C)
1989	Tony Gwynn (OF), Benito Santiago (C)
1994	Tony Gwynn (OF)
1995	Ken Caminiti (3B)
1996	Ken Caminiti (3B)
2007	Jake Peavy (RHP)
2012	Chase Headley (3B)
2020	Manny Machado (3B), Fernando Tatis Jr. (SS)
2021	Manny Machado (3B), Fernando Tatis Jr. (SS)

NL PLAYER OF THE YEAR

Year	Name	Voting outlet
1992	Gary Sheffield (3B)	The Sporting News
1996	Ken Caminiti (3B)	ESPN

NL PITCHER OF THE YEAR

Year	Name	Voting outlet
1976	Randy Jones (LHP)	The Sporting News
1989	Mark Davis (LHP)	The Sporting News
2007	Jake Peavy (RHP)	The Sporting News

NL MANAGER OF THE YEAR

Year	Name	Voting outlet
1996	Bruce Bochy	BBWAA, The Sporting News
1998	Bruce Bochy	The Sporting News
2010	Bud Black	BBWAA, The Sporting News

NL ROOKIE OF THE YEAR

Year	Name	Voting outlet
1987	Benito Santiago	BBWAA, The Sporting News
2004	Khalil Greene	Baseball America

NL RELIEVER OF THE YEAR

Year	Name	Voting outlet
1977	Rollie Fingers	The Sporting News, Roloids
1978	Rollie Fingers	The Sporting News, Roloids
1980	Rollie Fingers	The Sporting News, Roloids
	Tom Hume	The Sporting News
1989	Mark Davis	The Sporting News, Roloids
1996	Trevor Hoffman	The Sporting News
1998	Trevor Hoffman	The Sporting News, Roloids
2006	Trevor Hoffman	The Sporting News, Roloids
2009	Heath Bell	Roloids
2010	Heath Bell	MLB, The Sporting News, Roloids

NL ROOKIE PITCHER OF THE YEAR

Year	Name	Voting outlet
1976	Butch Metzger	BBWAA, The Sporting News
	Pat Zachary	BBWAA
1977	Bob Owchinko	The Sporting News
1989	Andy Benes	The Sporting News

HISTORY & RECORDS

NLCS MVP

Year	Name
1984	Steve Garvey
1998	Sterling Hitchcock

NL PLAYER OF THE MONTH

Year	Name
June, 1978	Dave Winfield
April, 1983	Terry Kennedy
April, 1984	Tony Gwynn
June, 1987	Tony Gwynn
July, 1988	Tony Gwynn
August, 1992	Gary Sheffield
August, 1993	Tony Gwynn
August, 1996	Ken Caminiti
September, 1996	Ken Caminiti
May, 1997	Tony Gwynn
August, 2012	Chase Headley
September, 2012	Chase Headley
June, 2016	Wil Myers
July-August, 2020	Fernando Tatis Jr.
May, 2021	Fernando Tatis Jr.

ALL MLB TEAM

Year	Name
2019	Kirby Yates (RP, 1st team)
2020	Fernando Tatis Jr. (SS, 1st team), Manny Machado (3B, 1st team) Dinelson Lamet (SP, 2nd team)
2021	Fernando Tatis Jr. (SS, 1st team)

NL ALL-STAR SELECTIONS

Year	Name
1969	Chris Cannizzaro (C)
1970	Cito Gaston (OF)
1971	Nate Colbert (1B), Preston Gomez (Coach)
1972	Nate Colbert (1B)
1973	Nate Colbert (1B)
1974	Johnny Grubb (OF)
1975	Randy Jones (P)
1976	Randy Jones (P), John McNamara (Coach)
1977	Dave Winfield (OF)
1978	Rollie Fingers (P), Dave Winfield (OF)
1979	Dave Winfield (OF), Gaylord Perry (P)
1980	Dave Winfield (OF)
1981	Terry Kennedy (C), Ozzie Smith (SS)
1982	Ruppert Jones (OF)
1983	Dave Dravecky (P), Terry Kennedy (C)
1984	Steve Garvey (1B), Tony Gwynn (OF), Rich Gossage (P), Dick Dent (Trainer)
1985	Steve Garvey (1B), Tony Gwynn (OF), LaMarr Hoyt (P), Terry Kennedy (C), Graig Nettles (3B), Rich Gossage (P), Garry Templeton (SS), Dick Williams (Manager)
1986	Tony Gwynn (OF)
1987	Tony Gwynn (OF)
1988	Mark Davis (P)
1989	Tony Gwynn (OF), Mark Davis (P)
1990	Benito Santiago (C, injured DNP), Roberto Alomar (2B), Tony Gwynn (OF)
1991	Tony Gwynn (OF), Benito Santiago (C)
1992	Tony Gwynn (OF), Fred McGriff (1B), Benito Santiago (C), Tony Fernandez (SS), Gary Sheffield (3B), Bob Day (Trainer)
1993	Andy Benes (P), Tony Gwynn (OF)
1994	Tony Gwynn (OF)

NL PITCHER OF THE MONTH

Year	Name
April, 1976	Randy Jones
May, 1976	Randy Jones
September, 1978	Gaylord Perry
May, 1985	Andy Hawkins
April, 1989	Mark Davis
August, 2004	Jake Peavy
May, 2005	Trevor Hoffman
June, 2006	Chris Young
May, 2007	Jake Peavy
August, 2007	Jake Peavy
September, 2007	Jake Peavy

NL RELIEVER OF THE MONTH

Year	Name
July, 2017	Brad Hand
May, 2018	Brad Hand
April, 2019	Kirby Yates
April, 2021	Mark Melancon

NL ROOKIE OF THE MONTH

Year	Name
May, 2003	Xavier Nady (RF)
April, 2004	Khalil Greene (SS)
August, 2004	Khalil Greene (SS)
July, 2006	Josh Barfield (2B)
July, 2016	Ryan Schimpf (2B)
April, 2018	Christian Villanueva (3B)
July-August, 2020	Jake Cronenworth (2B)

Year	Name
1995	Tony Gwynn (OF)
1996	Tony Gwynn (OF, injured DNP), Ken Caminiti (3B)
1997	Tony Gwynn (OF), Ken Caminiti (3B), Steve Finley (OF), Bruce Bochy (Coach)
1998	Andy Ashby (P), Tony Gwynn (OF), Kevin Brown (P), Trevor Hoffman (P), Greg Vaughn (OF)
1999	Tony Gwynn (OF, injured DNP), Andy Ashby (P), Trevor Hoffman (P), Bruce Bochy (Manager)
2000	Trevor Hoffman (P)
2001	Ryan Klesko (1B), Phil Nevin (3B), Tony Gwynn (OF, special All-Star "guest"), Bruce Bochy (Coach), Todd Hutcheson (Trainer)
2002	Trevor Hoffman (P)
2003	Rondell White (OF)
2004	Mark Loretta (2B)
2005	Jake Peavy (P)
2006	Trevor Hoffman (P)
2007	Trevor Hoffman (P), Jake Peavy (P), Chris Young (P)
2008	Adrian Gonzalez (1B), Bud Black (Coach)
2009	Adrian Gonzalez (1B), Heath Bell (P)
2010	Adrian Gonzalez (1B), Heath Bell (P), Bud Black (Coach)
2011	Heath Bell (P)
2012	Huston Street (P)
2013	Everth Cabrera (SS)
2014	Tyson Ross (P), Huston Street (P)
2015	Justin Upton (OF)
2016	Andy Green (Coach), Wil Myers (DH), Drew Pomeranz (P)
2017	Brad Hand (P)
2018	Brad Hand (P)
2019	Kirby Yates (P)
2021	Jake Cronenworth (2B), Yu Darvish (P), Manny Machado (3B), Mark Melancon (P), Fernando Tatis Jr. (SS)

Those bolded denote All-Star starters.



HISTORY & RECORDS

ANNUAL STANDINGS AND HOME ATTENDANCE

Year	Home W-L	Away W-L	Total W-L	W%	Position	GB	Home Attendance
1969	28-53	24-57	52-110	.321	6	41.0	613,327
1970	31-50	32-49	63-99	.389	6	39.0	633,439
1971	33-48	28-52	61-100	.379	6	28.5	549,085
1972	26-54	32-41	58-95	.379	6	36.5	644,272
1973	31-50	29-52	60-102	.370	6	39.0	611,826
1974	36-45	24-57	60-102	.370	6	42.0	1,075,399
1975	38-43	33-48	71-91	.438	4	37.0	1,281,747
1976	42-38	31-51	73-89	.451	5	29.0	1,458,478
1977	35-46	34-47	69-93	.426	5	29.0	1,376,269
1978	50-31	34-47	84-78	.519	4	11.0	1,670,107
1979	39-42	29-51	68-93	.422	5	22.0	1,456,967
1980	45-36	28-53-1	73-89-1	.451	6	19.5	1,139,026
1981	20-35	21-34	41-69	.373	6	26.0	519,161
1982	43-38	38-43	81-81	.500	4	8.0	1,607,516
1983	47-34-1	34-47	81-81-1	.500	4	10.0	1,539,819
1984	48-33	44-37	92-70	.568	1	12.0	1,983,904
1985	44-37	39-42	83-79	.512	T3	12.0	2,210,352
1986	43-38	31-50	74-88	.457	4	22.0	1,805,776
1987	37-44	28-53	65-97	.401	6	25.0	1,454,061
1988	47-34	36-44	83-78	.516	3	11.0	1,506,896
1989	46-35	43-38	89-73	.549	2	3.0	2,009,032
1990	37-44	38-43	75-87	.463	T4	16.0	1,856,395
1991	42-39	42-39	84-78	.519	3	10.0	1,804,289
1992	45-36	37-44	82-80	.506	3	16.0	1,722,102
1993	34-47	27-54	61-101	.377	7	43.0	1,375,432
1994	26-31	21-39	47-70	.402	4	12.5	953,857
1995	40-32	30-42	70-74	.486	3	8.0	1,041,805
1996	45-36	46-35	91-71	.562	1	1.0	2,187,886
1997	39-42	37-44	76-86	.469	4	14.0	2,089,333
1998	54-27	44-37	98-64	.604	1	9.5	2,555,901
1999	46-35	28-53	74-88	.457	4	26.0	2,523,538
2000	41-40	35-46	76-86	.469	5	21.0	2,423,149
2001	35-46	44-37	79-83	.488	4	13.0	2,378,116
2002	41-40	25-56	66-96	.407	5	32.0	2,220,601
2003	35-46	29-52	64-98	.395	5	36.5	2,027,020
2004	42-39	45-36	87-75	.537	3	6.0	3,016,752
2005	46-35	36-45	82-80	.506	1	5.0	2,869,787
2006	43-38	45-36	88-74	.543	T1	0.0	2,659,757
2007	47-34	42-40	89-74	.546	3	1.5	2,790,074
2008	35-46	28-53	63-99	.389	5	21.0	2,427,535
2009	42-39	33-48	75-87	.463	4	20.0	1,922,603
2010	45-36	45-36	90-72	.556	2	2.0	2,131,774
2011	35-46	36-45	71-91	.438	5	23.0	2,143,018
2012	42-39	34-47	76-86	.469	4	18.0	2,123,721
2013	45-36	31-50	76-86	.469	T3	16.0	2,166,691
2014	48-33	29-52	77-85	.475	3	17.0	2,195,373
2015	39-42	35-46	74-88	.457	4	18.0	2,459,742
2016	39-42	29-52	68-94	.420	5	23.0	2,351,422
2017	43-38	28-53	71-91	.438	4	33.0	2,138,491
2018	31-50	35-46	66-96	.407	5	25.5	2,168,536
2019	36-45	34-47	70-92	.432	5	36.0	2,396,399
2020	21-11	16-12	37-23	.617	2	6.0	--
2021	45-36	34-47	79-83	.488	3	28.0	2,191,950
Totals	2093-2090-1	1770-2405-1	3863-4495-2	.462			94,459,508

HISTORY & RECORDS

ANNUAL STANDINGS AND HOME ATTENDANCE

Year	Home W-L	Away W-L	Total W-L	W%
1969	28-53	24-57	52-110	.321
1970	31-50	32-49	63-99	.389
1971	33-48	28-52	61-100	.379
1972	26-54	32-41	58-95	.379
1973	31-50	29-52	60-102	.370
1974	36-45	24-57	60-102	.370
1975	38-43	33-48	71-91	.438
1976	42-38	31-51	73-89	.451
1977	35-46	34-47	69-93	.426
1978	50-31	34-47	84-78	.519
1979	39-42	29-51	68-93	.422
1980	45-36	28-53-1	73-89-1	.451
1981	20-35	21-34	41-69	.373
1982	43-38	38-43	81-81	.500
1983	47-34-1	34-47	81-81-1	.500
1984	48-33	44-37	92-70	.568
1985	44-37	39-42	83-79	.512
1986	43-38	31-50	74-88	.457
1987	37-44	28-53	65-97	.401
1988	47-34	36-44	83-78	.516
1989	46-35	43-38	89-73	.549
1990	37-44	38-43	75-87	.463
1991	42-39	42-39	84-78	.519
1992	45-36	37-44	82-80	.506
1993	34-47	27-54	61-101	.377
1994	26-31	21-39	47-70	.402
1995	40-32	30-42	70-74	.486
1996	45-36	46-35	91-71	.562
1997	39-42	37-44	76-86	.469
1998	54-27	44-37	98-64	.604
1999	46-35	28-53	74-88	.457
2000	41-40	35-46	76-86	.469
2001	35-46	44-37	79-83	.488
2002	41-40	25-56	66-96	.407
2003	35-46	29-52	64-98	.395
2004	42-39	45-36	87-75	.537
2005	46-35	36-45	82-80	.506
2006	43-38	45-36	88-74	.543
2007	47-34	42-40	89-74	.546
2008	35-46	28-53	63-99	.389
2009	42-39	33-48	75-87	.463
2010	45-36	45-36	90-72	.556
2011	35-46	36-45	71-91	.438
2012	42-39	34-47	76-86	.469
2013	45-36	31-50	76-86	.469
2014	48-33	29-52	77-85	.475
2015	39-42	35-46	74-88	.457
2016	39-42	29-52	68-94	.420
2017	43-38	28-53	71-91	.438
2018	31-50	35-46	66-96	.407
2019	36-45	34-47	70-92	.432
2020	21-11	16-12	37-23	.617
2021	45-36	34-47	79-83	.488
Totals	2093-2090-1	1770-2405-1	3863-4495-2	.462

Padres have tied twice in club history: June 9, 1980 @ CIN (6-6) and September 28, 1983 vs. LAD (4-4)



HISTORY & RECORDS

ALL-TIME PADRES HOME ATTENDANCE RECORDS

Occasion	Attendance	Opponent	Date
Single Game—Day	61,277	SF	April 10, 2001
Single Game—Day (at Petco Park)	45,496	LAD	April 6, 2009
Single Game—Night	61,674	ARI	April 24, 1999
Single Game—Night (at Petco Park)	45,567	LAD	March 30, 2014
Doubleheader	43,473	PHI	June 13, 1976
Opening Day/Night	61,277	SF	April 10, 2001
Opening Day/Night (at Petco Park)	45,567	LAD	March 30, 2014
All-Star Game	59,372	AL vs. NL	July 14, 1992
Division Series	65,235	HOU (G3)	October 3, 1998
NL Championship Series	65,042	ATL (G4)	October 11, 1998
World Series	65,427	NY Yankees (G4)	October 21, 1998
4-Game Series	197,225	LAD	September 19-22, 1996
4-Game Series (at Petco Park)	168,171	SF	April 9 - April 12, 2015
3-Game Series	165,929	NY Yankees	June 21-23, 2002
3-Game Series (at Petco Park)	133,456	LAD	May 3-5, 2019
2-Game Series	81,037	SF	April 15-16, 1985
2-Game Series (at Petco Park)	79,380	LAD	April 20-21, 2005
Memorial Day	41,414	CHC	May 29, 2017
Independence Day	61,148	COL	July 4, 1998
Labor Day	36,535	STL	September 3, 2001
Week Night (Non-holiday)	54,490	SF	(Monday) April 15, 1985
Week Day (Non-Opening Day)	47,482	LAD	(Thursday) June 27, 1985
Friday Night	60,918	SEA	June 15, 2001
Saturday Day	60,021	NY Yankees	June 22, 2002
Saturday Night	61,674	ARI	April 24, 1999
Sunday	60,103	COL	*October 7, 2001
Road Game (Largest)	63,661	@COL	June 20, 1993
Road Game (Smallest)	987	@SF	April 14, 1975
Home Game (Smallest)	1,413	HOU	September 11, 1973
Home Game (Smallest) at Petco Park	13,646*	COL	May 5, 2009
Home Day Game (Smallest) at Petco Park	14,224*	TEX	May 9, 2017

*Tony Gwynn's final game

^ Not including the reduced capacity games during the 1st Homestand of 2021.

TOP 10 HOME ATTENDANCE SEASON RECORDS

Rank	Year	Home Attendance
1	2004	3,016,752
2	2005	2,869,787
3	2007	2,790,074
4	2006	2,659,757
5	1998	2,555,901
6	1999	2,523,538
7	2015	2,459,742
8	2008	2,427,535
9	2000	2,423,149
10	2019	2,396,399

TOP 5 PETCO PARK SINGLE-GAME ATTENDANCE RECORDS

Rank	Date	Attendance	Opponent
1	March 30, 2014	45,567	LAD
2	April 6, 2009	45,496	LAD
3	September 30, 2004	45,389	SF
4	May 16, 2015	45,282	WSH
5	April 9, 2015	45,149	SF

HISTORY & RECORDS

TOP 5 PETCO PARK SERIES IN ATTENDANCE

4-GAME SERIES

Rank	Dates	Opponent	Attendance
1	April 9-12, 2015	SF	168,171
2	July 14-17, 2005	ARI	164,395
3	July 26-29, 2004	SF	160,942
4	March 28-31, 2019	SF	158,767
5	June 2-5, 2005	CHC	155,762

3-GAME SERIES

Rank	Dates	Opponent	Attendance
1	May 3-5, 2019	LAD	133,456
2	June 22-24, 2007	BOS	133,311
3	Aug. 2-4, 2013	NYN	131,812
4	April 24-26, 2015	LAD	130,765
5	July 30-Aug. 1, 2004	LAD	130,448

2-GAME SERIES

Rank	Dates	Opponent	Attendance
1	April 20-21, 2005	LAD	79,380
2	May 5-6, 2017	LAD	70,657
3	April 5-6, 2011	SF	67,514
4	April 3-5, 2006	SF	67,488
5	June 19-20, 2018	OAK	65,710

SAN DIEGO RAINOUTS & DELAYS

San Diego Rainouts (18)

Date	Opponent
April 27, 1970	MON
April 14, 1971	CHC
May 7, 1971	CIN
May 28, 1971	NYN
June 5, 1972	PIT
June 6, 1972	PIT
April 8, 1975	SF
April 9, 1975	SF
September 10, 1976 (DH)	HOU
May 8, 1977 (DH)	MON
April 15, 1978	SF
April 28, 1980	ATL
April 29, 1980	ATL
April 20, 1983	ATL
May 12, 1998	NYM
April 4, 2006	SF
July 19, 2015	COL
May 7, 2017	LAD

Petco Park Delays (9)

Date	Opponent
May 23, 2008	CIN
April 10, 2009	SF
July 2, 2009 (bees)	HOU
September 30, 2010	CHC
April 8, 2011	LAD
May 14, 2015	WSH
September 20, 2016	ARI
June 2, 2019 (bees)	MIA
September 24, 2021	ATL

OPENING DAY RECORDS

Padres Record on Opening Day, All-Time	24-29
Padres Record on Opening Day, at Home	15-12
Padres Record on Opening Day, on Road	9-17
Padres Record on Opening Day, as Home Team at Neutral Site	0-1
Padres Record on Opening Day, at Petco Park	6-4
Padres Record on Home Opener	28-25

OPENING DAY HISTORY

April 8, 1969		April 7, 1970		April 6, 1971		April 15, 1972	
SD	2	SD	8	SD	0	SD	6
vs. HOU	1	vs. ATL	3	vs. SF	4	vs. ATL	5
Attendance	23,370	Attendance	28,215	Attendance	34,554	Attendance	16,555
Rafael Robles	SS	Tommy Dean	SS	Dave Campbell	2B	Enzo Hernandez	SS
Roberto Pena	2B	Van Kelly	3B	Larry Stahl	LF	Derrel Thomas	2B
Tony Gonzalez	CF	Ollie Brown	RF	Clarence Gaston	CF	Leron Lee	LF
Ollie Brown	RF	Nate Colbert	1B	Nate Colbert	1B	Nate Colbert	1B
Bill Davis	1B	Clarence Gaston	CF	Ollie Brown	RF	Larry Stahl	RF
Larry Stahl	LF	Jerry Morales	LF	Ed Spiezio	3B	Jose Morales	CF
Ed Spiezio	3B	Dave Campbell	2B	Chris Cannizzaro	C	Bob Barton	C
Chris Cannizzaro	C	Chris Cannizzaro	C	Tommy Dean	SS	Dave Campbell	3B
Dick Selma	RHP	Pat Dobson	RHP	Tom Phoebus	RHP	Clay Kirby	RHP



HISTORY & RECORDS

OPENING DAY HISTORY

April 6, 1973	
SD	4
vs. LAD	2
Attendance	32,019
Enzo Hernandez	SS
John Grubb	CF
Leron Lee	LF
Nate Colbert	1B
Clarence Gaston	RF
Dave Hilton	3B
Dave Roberts	2B
Bob Davis	C
Clay Kirby	RHP

April 5, 1974	
SD	0
@ LAD	8
Attendance	31,556
Bobby Tolan	RF
Glenn Beckert	2B
John Grubb	CF
Willie McCovey	1B
Nate Colbert	LF
Fred Kendall	C
Dave Hilton	3B
Enzo Hernandez	SS
Bill Greif	RHP

April 10, 1975	
SD	0
vs. SF	2
Attendance	17,670
Bobby Tolan	LF
Tito Fuentes	2B
Dave Winfield	RF
Willie McCovey	1B
John Grubb	CF
Glenn Beckert	3B
Randy Hundley	C
Enzo Hernandez	SS
Randy Jones	LHP

April 9, 1976	
SD	8
vs. ATL	2
Attendance	44,728
John Grubb	LF
Tito Fuentes	2B
Willie Davis	CF
Dave Winfield	RF
Mike Ivie	1B
Doug Rader	3B
Hector Torres	SS
Bob Davis	C
Randy Jones	LHP

April 6, 1977	
SD	3
@ CIN	5
Attendance	51,869
Gene Richards	LF
Mike Champion	2B
Dave Winfield	RF
George Hendrick	CF
Gene Tenace	C
Mike Ivie	1B
Doug Rader	3B
Bill Almon	SS
Randy Jones	LHP

April 7, 1978	
SD	3
@ SF	2
Attendance	36,131
Gene Richards	1B
Derrel Thomas	2B
Oscar Gamble	LF
Dave Winfield	RF
George Hendrick	CF
Gene Tenace	C
Bill Almon	3B
Ozzie Smith	SS
Gaylord Perry	RHP

April 5, 1979	
SD	4
@ LAD	3
Attendance	46,536
Gene Richards	CF
Ozzie Smith	SS
Mike Hargrove	1B
Dave Winfield	RF
Jerry Turner	LF
Barry Evans	3B
Gene Tenace	C
Fernando Gonzalez	2B
Gaylord Perry	RHP

April 10, 1980	
SD	6
vs. SF	4
Attendance	29,535
Ozzie Smith	SS
Dave Cash	2B
Gene Richards	LF
Dave Winfield	RF
Jerry Humphrey	CF
Gene Tenace	1B
Bill Fahey	C
Aurelio Rodriguez	3B
Randy Jones	LHP

April 9, 1981	
SD	4
@ SF	1
Attendance	54,520
Gene Richards	LF
Ozzie Smith	SS
Rupert Jones	CF
Luis Salazar	3B
Randy Bass	1B
Dave Edwards	RF
Terry Kennedy	C
Juan Bonilla	2B
John Curtis	LHP

April 6, 1982	
SD	0
vs. ATL	1
Attendance	30,188
Gene Richards	LF
Juan Bonilla	2B
Garry Templeton	SS
Ruppert Jones	CF
Sixto Lezcano	RF
Terry Kennedy	C
Luis Salazar	3B
Broderick Perkins	1B
Juan Eichelberger	RHP

April 5, 1983	
SD	16
@ SF	13
Attendance	49,519
Gene Richards	LF
Juan Bonilla	2B
Steve Garvey	1B
Terry Kennedy	C
Sixto Lezcano	RF
Ruppert Jones	CF
Garry Templeton	SS
Luis Salazar	3B
Tim Lollar	LHP

April 3, 1984	
SD	5
vs. PIT	1
Attendance	44,553
Alan Wiggins	2B
Tony Gwynn	RF
Graig Nettles	3B
Steve Garvey	1B
Terry Kennedy	C
Carmelo Martinez	LF
Kevin McReynolds	CF
Garry Templeton	SS
Eric Show	RHP

April 9, 1985	
SD	3
@ SF	4
Attendance	52,714
Jerry Davis	LF
Mario Ramirez	2B
Tony Gwynn	RF
Steve Garvey	1B
Kevin McReynolds	CF
Terry Kennedy	C
Jerry Royster	3B
Garry Templeton	SS
LaMarr Hoyt	RHP

April 7, 1986	
SD	1
@ LAD	2
Attendance	49,444
Bip Roberts	2B
Tony Gwynn	RF
Kevin McReynolds	CF
Steve Garvey	1B
Carmelo Martinez	LF
Garry Templeton	SS
Terry Kennedy	C
Jerry Royster	3B
Eric Show	RHP

April 6, 1987	
SD	3
@ SF	4
Attendance	52,020
Marvell Wynne	CF
Garry Templeton	SS
Tony Gwynn	RF
Carmelo Martinez	LF
Kevin Mitchell	3B
Steve Garvey	1B
Benito Santiago	C
Joey Cora	2B
Eric Show	RHP

April 5, 1988	
SD	3
@ HOU	6
Attendance	39,906
Stan Jefferson	CF
Tony Gwynn	RF
Keith Moreland	LF
John Kruk	1B
Randy Ready	2B
Benito Santiago	C
Chris Brown	3B
Garry Templeton	SS
Ed Whitton	RHP

HISTORY & RECORDS

OPENING DAY HISTORY

April 3, 1989	
SD	3
vs. SF	5
Attendance	52,763
Roberto Alomar	2B
Tim Flannery	3B
Tony Gwynn	CF
Jack Clark	1B
Carmelo Martinez	LF
John Kruk	RF
Benito Santiago	C
Garry Templeton	SS
Eric Show	RHP

April 9, 1990	
SD	2
@ LAD	4
Attendance	48,686
Bip Roberts	3B
Roberto Alomar	2B
Tony Gwynn	RF
Jack Clark	1B
Joe Carter	CF
Fred Lynn	LF
Benito Santiago	C
Garry Templeton	SS
Bruce Hurst	LHP

April 9, 1991	
SD	7
vs. SF	4
Attendance	48,089
Bip Roberts	2B
Tony Fernandez	SS
Tony Gwynn	RF
Fred McGriff	1B
Benito Santiago	C
Jack Clark	LF
Jim Presley	3B
Shawn Abner	CF
Ed Whitson	RHP

April 6, 1992	
SD	4
@ CIN	3
Attendance	55,356
Tony Fernandez	SS
Tony Gwynn	RF
Gary Sheffield	3B
Fred McGriff	1B
Benito Santiago	C
Jerald Clark	LF
Darrin Jackson	CF
Kurt Stillwell	2B
Bruce Hurst	LHP

April 6, 1993	
SD	4
@ PIT	9
Attendance	44,103
Tony Gwynn	RF
Jeff Gardner	2B
Gary Sheffield	3B
Fred McGriff	1B
Phil Plantier	LF
Derek Bell	CF
Dan Walters	C
Craig Shipley	SS
Andy Benes	RHP

April 4, 1994	
SD	1
vs. ATL	4
Attendance	42,251
Bip Roberts	2B
Ricky Gutierrez	SS
Tony Gwynn	RF
Phil Plantier	LF
Derek Bell	CF
Archi Cianfrocco	3B
Dave Staton	1B
Brad Ausmus	C
Andy Benes	RHP

April 26, 1995	
SD	2
vs. HOU	10
Attendance	38,124
Bip Roberts	LF
Steve Finley	CF
Tony Gwynn	RF
Eddie Williams	1B
Ken Caminiti	3B
Andujar Cedeno	SS
Jody Reed	2B
Brad Ausmus	C
Andy Benes	RHP

April 1, 1996	
SD	4
@ CHC	5
Attendance	38,734
Rickey Henderson	LF
Steve Finley	CF
Tony Gwynn	RF
Ken Caminiti	3B
Wally Joyner	1B
Brad Ausmus	C
Andujar Cedeno	SS
Jody Reed	2B
Andy Ashby	RHP

April 1, 1997	
SD	12
vs. NYM	5
Attendance	43,005
Quilvio Veras	2B
Tony Gwynn	RF
Steve Finley	CF
Ken Caminiti	3B
Greg Vaughn	LF
Wally Joyner	1B
John Flaherty	C
Chris Gomez	SS
Joey Hamilton	RHP

March 31, 1998	
SD	10
@ CIN	2
Attendance	54,578
Quilvio Veras	2B
Steve Finley	CF
Tony Gwynn	RF
Ken Caminiti	3B
Greg Vaughn	LF
Wally Joyner	1B
Carlos Hernandez	C
Chris Gomez	SS
Kevin Brown	RHP

April 4, 1999 (Monterrey, MX)	
SD	2
vs. COL	8
Attendance	27,104
Quilvio Veras	2B
Reggie Sanders	LF
Tony Gwynn	RF
Wally Joyner	1B
Greg Myers	C
George Arias	3B
Ruben Rivera	CF
Chris Gomez	SS
Andy Ashby	RHP

April 3, 2000	
SD	1
@ NYM	2
Attendance	52,308
Al Martin	LF
Damian Jackson	SS
Tony Gwynn	RF
Phil Nevin	3B
Ryan Klesko	1B
Bret Boone	2B
Ruben Rivera	CF
Carlos Hernandez	C
Sterling Hitchcock	LHP

April 2, 2001	
SD	2
@ SF	3
Attendance	40,930
Damian Jackson	2B
Mark Kotsay	CF
Ryan Klesko	1B
Phil Nevin	3B
Tony Gwynn	RF
Mike Darr	LF
Wiki Gonzalez	C
Chris Gomez	SS
Woody Williams	RHP

April 1, 2002	
SD	0
@ ARI	2
Attendance	47,025
D'Angelo Jimenez	2B
Mark Kotsay	CF
Ron Gant	LF
Phil Nevin	1B
Bubba Trammell	RF
Deivi Cruz	SS
Wiki Gonzalez	C
Ramon Vazquez	3B
Kevin Jarvis	RHP

March 31, 2003	
SD	2
vs. SF	5
Attendance	61,707
Mark Loretta	2B
Mark Kotsay	CF
Rondell White	LF
Ryan Klesko	1B
Xavier Nady	RF
Sean Burroughs	3B
Gary Bennett	C
Ramon Vazquez	SS
Brian Lawrence	RHP

April 5, 2004	
SD	8
@ LAD	2
Attendance	53,850
Sean Burroughs	3B
Mark Loretta	2B
Brian Giles	RF
Phil Nevin	1B
Ryan Klesko	LF
Jay Payton	CF
Ramon Hernandez	C
Khalil Greene	SS
Brian Lawrence	RHP

HISTORY & RECORDS



OPENING DAY HISTORY

April 4, 2005	
SD	10
@ COL	12
Attendance	47,661
Khalil Greene	SS
Mark Loretta	2B
Brian Giles	RF
Phil Nevin	1B
Ryan Klesko	LF
Ramon Hernandez	C
Xavier Nady	CF
Sean Burroughs	3B
Woody Williams	RHP

April 3, 2006	
SD	6
vs. SF	1
Attendance	43,767
Dave Roberts	CF
Eric Young	LF
Brian Giles	RF
Mike Piazza	C
Adrian Gonzalez	1B
Khalil Greene	SS
Vinny Castilla	3B
Josh Barfield	2B
Jake Peavy	RHP

April 3, 2007	
SD	7
@ SF	0
Attendance	42,773
Marcus Giles	2B
Brian Giles	RF
Mike Cameron	CF
Adrian Gonzalez	1B
Josh Bard	C
Khalil Greene	SS
Kevin Kouzmanoff	3B
Jose Cruz Jr.	LF
Jake Peavy	RHP

March 31, 2008	
SD	4
vs. HOU	0
Attendance	44,965
Brian Giles	RF
Tadahito Iguchi	2B
Kevin Kouzmanoff	3B
Adrian Gonzalez	1B
Scott Hairston	CF
Khalil Greene	SS
Josh Bard	C
Paul McNulty	LF
Jake Peavy	RHP

April 6, 2009	
SD	1
vs. LAD	4
Attendance	45,496
Jody Gerut	CF
David Eckstein	2B
Brian Giles	RF
Adrian Gonzalez	1B
Kevin Kouzmanoff	3B
Chase Headley	LF
Henry Blanco	C
Luis Rodriguez	SS
Jake Peavy	RHP

April 5, 2010	
SD	3
@ ARI	6
Attendance	49,059
Tony Gwynn	CF
David Eckstein	2B
Adrian Gonzalez	1B
Kyle Blanks	LF
Chase Headley	3B
Will Venable	RF
Nick Hundley	C
Everth Cabrera	SS
Jon Garland	RHP

March 31, 2011	
SD	5
@ STL	3
Attendance	46,368
Will Venable	RF
Jason Bartlett	SS
Orlando Hudson	2B
Brad Hawpe	1B
Ryan Ludwick	LF
Chase Headley	3B
Cameron Maybin	CF
Nick Hundley	C
Tim Stauffer	RHP

April 5, 2012	
SD	3
vs. LAD	5
Attendance	42,941
Cameron Maybin	CF
Chris Denorfia	RF
Chase Headley	3B
Jesus Guzman	LF
Nick Hundley	C
Yonder Alonso	1B
Orlando Hudson	2B
Jason Bartlett	SS
Edinson Volquez	RHP

April 1, 2013	
SD	2
@ NYM	11
Attendance	41,053
Chris Denorfia	RF
Everth Cabrera	SS
Yonder Alonso	1B
Carlos Quentin	LF
Jedd Gyorko	2B
Nick Hundley	C
Cameron Maybin	CF
Cody Ransom	3B
Edinson Volquez	RHP

March 30, 2014	
SD	3
vs. LAD	1
Attendance	45,567
Everth Cabrera	SS
Chris Denorfia	RF
Chase Headley	3B
Jedd Gyorko	2B
Yonder Alonso	1B
Tommy Medica	LF
Will Venable	CF
Rene Rivera	C
Andrew Cashner	RHP

April 6, 2015	
SD	3
@ LAD	6
Attendance	53,518
Wil Myers	CF
Derek Norris	C
Matt Kemp	RF
Justin Upton	LF
Will Middlebrooks	3B
Jedd Gyorko	2B
Yonder Alonso	1B
Clint Barmes	SS
James Shields	RHP

April 4, 2016	
SD	0
@ LAD	15
Attendance	44,317
Jon Jay	CF
Derek Norris	C
Matt Kemp	RF
Wil Myers	1B
Alexei Ramirez	SS
Yangervis Solarte	3B
Melvin Upton Jr.	LF
Cory Spangenberg	2B
Tyson Ross	RHP

April 3, 2017	
SD	3
@ LAD	14
Attendance	53,701
Manuel Margot	CF
Wil Myers	1B
Yangervis Solarte	2B
Hunter Renfro	RF
Ryan Schimpf	3B
Austin Hedges	C
Erick Aybar	SS
Jhoulys Chacin	RHP
Travis Jankowski	LF

March 29, 2018	
SD	1
vs. MIL	2
Attendance	44,649
Manuel Margot	CF
Wil Myers	RF
Eric Hosmer	1B
Jose Pirela	LF
Carlos Asuaje	2B
Chase Headley	3B
Freddy Galvis	SS
Austin Hedges	C
Clayton Richard	LHP

March 28, 2019	
SD	2
vs. SF	0
Attendance	44,655
Ian Kinsler	2B
Wil Myers	LF
Manny Machado	3B
Franmil Reyes	RF
Eric Hosmer	1B
Fernando Tatis Jr.	SS
Manuel Margot	CF
Austin Hedges	C
Eric Lauer	LHP

July 24, 2020	
SD	7
vs. ARI	2
Attendance	--
Fernando Tatis Jr.	SS
Manny Machado	3B
Tommy Pham	LF
Jurickson Profar	2B
Eric Hosmer	1B
Wil Myers	RF
Ty France	DH
Francisco Mejia	C
Trent Grisham	CF
Chris Paddack	RHP

HISTORY & RECORDS

OPENING DAY HISTORY

April 1, 2021	
SD	8
vs. ARI	7
Attendance	10,350
Tommy Pham	CF
Fernando Tatis Jr.	SS
Manny Machado	3B
Eric Hosmer	1B
Wil Myers	RF
Jake Cronenworth	2B
Jurickson Profar	LF
Victor Caratini	C
Yu Darvish	RHP



Opening Day Rookie Starters		
Year	Name	Position
1969	Rafael Robles*	SS
1970	Van Kelly	3B
	Jerry Morales	LF
1972	Derrel Thomas	2B
1973	Bob Davis*	C
	John Grubb	CF
	Dave Hilton	3B
1977	Bill Almon	SS
	Mike Champion	2B
	Gene Richards*	LF
1978	Ozzie Smith*	SS
1979	Barry Evans	3B
1981	Randy Bass	1B
	Juan Bonilla*	2B
1984	Carmelo Martinez	LF
1985	Gerry Davis	LF
1986	Bip Roberts*	2B
1987	Joey Cora*	2B
	Benito Santiago	C
1993	Jeff Gardner	2B
1994	Dave Staton	1B
2002	Ramon Vazquez	3B
2003	Xavier Nady	RF
2004	Khalil Greene	SS
2006	Josh Barfield*	2B
2007	Kevin Kouzmanoff	3B
2012	Yonder Alonso	1B
2013	Jedd Gyorko*	2B
2014	Tommy Medica	LF
2017	Manuel Margot	CF
	Hunter Renfroe	RF
2019	Fernando Tatis Jr.*	SS

* made MLB debut as an Opening Day starter for San Diego



On March 28, 2019, **Fernando Tatis Jr.** made his Major League debut and became the youngest Padre (20 years, 85 days old) to play on Opening Day.



HISTORY & RECORDS

ANNUAL BATTING TOTALS

Year	AVG	Runs	Hits	2B	3B	HR	RBI	SB
1969	.225	468	1,203	180	42	99	431	45
1970	.246	681	1,353	208	36	172	629	60
1971	.233	486	1,250	184	31	96	447	70
1972	.227	488	1,181	168	38	102	452	78
1973	.244	548	1,330	198	26	112	516	88
1974	.229	541	1,239	196	27	99	506	85
1975	.244	552	1,324	215	22	78	505	85
1976	.247	570	1,327	216	37	64	528	92
1977	.249	692	1,397	245	49	120	652	133
1978	.252	591	1,349	208	42	75	542	152
1979	.242	603	1,316	193	53	93	559	100
1980	.255	591	1,410	195	43	67	546	*239
1981	.256	382	963	170	35	32	350	83
1982	.257	675	1,435	217	#52	81	611	165
1983	.250	653	1,384	207	34	93	592	179
1984	.259	686	1,425	207	42	109	629	152
1985	.255	650	1,405	241	28	109	611	60
1986	.261	656	1,442	239	25	136	629	96
1987	.260	668	1,419	209	48	113	621	198
1988	.247	594	1,325	205	35	94	566	123
1989	.251	642	1,360	215	32	120	598	136
1990	.257	673	1,429	243	35	123	628	138
1991	.244	636	1,321	204	36	121	591	101
1992	.255	617	1,396	255	30	135	576	69
1993	.252	679	1,386	239	28	153	633	92
1994	.275	479	1,117	200	19	92	445	79
1995	.272	668	1,345	231	20	116	618	124
1996	.265	771	1,499	285	24	147	718	109
1997	.271	795	1,519	275	16	152	761	140
1998	.253	749	1,390	292	30	167	715	79
1999	.252	710	1,360	256	22	153	671	*174
2000	.254	752	1,413	279	37	157	714	131
2001	.252	789	1,379	273	26	161	753	129
2002	.253	662	1,393	243	29	136	627	71
2003	.261	678	1,442	257	32	128	641	76
2004	.273	768	1,521	304	32	159	722	52
2005	.257	684	1,416	269	39	130	655	99
2006	.263	731	1,465	298	38	161	698	123
2007	.251	741	1,408	322	31	171	704	55
2008	.250	637	1,390	264	27	154	615	36
2009	.242	638	1,315	265	31	141	605	82
2010	.246	665	1,338	236	24	132	630	124
2011	.237	593	1,284	247	42	91	563	*170
2012	.247	651	1,339	272	43	121	610	155
2013	.245	618	1,349	246	26	146	578	118
2014	.226	535	1,199	224	30	109	500	91
2015	.243	650	1,324	260	36	148	623	82
2016	.235	686	1,275	257	26	177	654	125
2017	.234	604	1,251	227	31	189	576	89
2018	.235	617	1,289	250	30	162	583	95
2019	.238	682	1,281	224	24	219	652	70
2020	.257	325	506	103	12	95	312	*55
2021	.242	729	1,305	273	21	180	695	110

* Led League

#Tied for League Lead

HISTORY & RECORDS

ANNUAL PITCHING TOTALS

Year	W	L	ERA	CG	SV	SHO	H	R	ER	HR	BB	SO
1969	52	110	4.24	16	25	9	1,454	746	670	113	592	764
1970	63	99	4.36	24	32	9	1,483	788	697	149	611	886
1971	61	100	3.22	47	17	10	1,351	610	515	93	559	923
1972	58	95	3.78	39	19	17	1,350	665	589	121	618	960
1973	60	102	4.16	34	23	10	1,461	770	661	157	548	845
1974	60	102	4.58	25	19	7	1,536	830	736	124	715	855
1975	71	91	3.48	40	20	12	1,494	683	566	99	521	713
1976	73	89	3.65	47	18	11	1,368	662	581	87	543	652
1977	69	93	4.43	6	44	5	1,556	834	722	160	673	827
1978	84	78	3.28	21	*55	10	1,385	598	522	74	483	744
1979	68	93	3.69	29	25	7	1,438	681	596	108	513	779
1980	73	89	3.65	19	39	9	1,474	654	595	97	536	728
1981	41	69	3.72	9	23	6	1,013	455	414	64	414	492
1982	81	81	3.52	20	41	11	1,348	658	578	139	502	765
1983	81	81	3.62	23	44	5	1,389	653	590	144	528	850
1984	92	70	3.48	13	44	*17	1,327	634	565	122	563	812
1985	83	79	3.40	26	44	19	1,399	622	549	127	*443	727
1986	74	88	3.99	13	32	7	1,406	723	640	150	607	934
1987	65	97	4.27	14	33	10	1,402	763	680	175	602	897
1988	83	78	3.28	30	39	9	1,332	583	528	112	439	885
1989	89	73	3.38	21	52	11	1,359	626	547	133	481	933
1990	75	87	3.68	21	35	12	1,437	673	597	147	507	928
1991	84	78	3.57	14	47	11	1,385	646	577	139	457	921
1992	82	80	3.56	9	46	11	1,444	636	578	111	439	971
1993	61	101	4.23	8	32	6	1,470	772	675	148	558	957
1994	47	70	4.08	8	27	6	1,008	531	474	99	393	862
1995	70	74	4.13	6	35	10	1,242	672	590	142	512	1,047
1996	91	71	3.72	5	47	11	1,395	682	616	147	506	1,194
1997	76	86	4.98	5	43	0	1,581	891	802	172	596	1,059
1998	98	64	3.63	14	*59	11	1,384	635	587	139	501	1,217
1999	74	88	4.47	5	43	6	1,454	781	705	193	529	1,078
2000	76	86	4.52	5	46	5	1,443	815	733	191	649	1,071
2001	79	83	4.52	5	46	1	1,519	812	724	219	476	1,088
2002	66	96	4.62	5	40	2	1,522	815	737	177	582	1,108
2003	64	98	4.87	2	31	10	1,458	831	774	208	611	1,091
2004	87	75	4.03	3	44	8	1,460	705	645	184	422	1,079
2005	82	80	4.13	4	45	8	1,452	726	668	146	503	1,133
2006	88	74	*3.87	4	*50	11	1,385	*679	*629	176	468	1,097
2007	89	74	*3.70	1	45	*20	1,406	*666	*611	119	*474	1,136
2008	63	99	4.41	3	30	6	1,466	764	714	165	561	1,100
2009	75	87	4.37	2	45	9	1,422	769	704	167	603	1,187
2010	90	72	3.39	2	49	20	1,305	*581	549	139	517	1,295
2011	71	91	3.42	0	44	10	1,324	611	551	125	521	1,139
2012	76	86	4.01	4	43	11	1,356	710	640	162	539	1,205
2013	76	86	3.98	3	40	6	1,407	700	643	156	525	1,171
2014	77	85	3.27	4	41	10	1,300	577	523	117	462	1,284
2015	74	88	4.09	1	41	6	1,371	731	655	171	516	1,393
2016	68	94	4.43	1	35	9	1,425	770	708	183	569	1,222
2017	71	91	4.67	2	45	12	1,417	816	742	226	554	1,325
2018	66	96	4.40	0	36	5	1,430	767	713	185	519	1,399
2019	70	92	4.60	0	47	6	1,394	789	732	215	463	1,475
2020	37	23	3.86	1	13	5	456	241	223	70	170	565
2021	79	83	4.10	2	43	11	1,277	708	651	205	516	1,517

* Led League

#Tied for League Lead



HISTORY & RECORDS

ANNUAL BATTING LEADERS

AVG			Hits			HR		
1969	Ollie Brown	.264	1969	Ollie Brown	150	1969	Nate Colbert	24
1970	Clarence Gaston	.318	1970	Clarence Gaston	186	1970	Nate Colbert	38
1971	Ollie Brown	.273	1971	Nate Colbert	149	1971	Nate Colbert	27
1972	Clarence Gaston	.269	1972	Nate Colbert	141	1972	Nate Colbert	38
1973	Dave Roberts	.286	1973	Colbert and Kendall	143	1973	Nate Colbert	22
1974	John Grubb	.286	1974	Dave Winfield	132	1974	Willie McCovey	22
1975	Tito Fuentes	.280	1975	Tito Fuentes	158	1975	Willie McCovey	23
1976	Mike Ivie	.291	1976	Dave Winfield	139	1976	Dave Winfield	13
1977	George Hendrick	.311	1977	Dave Winfield	169	1977	Dave Winfield	25
1978	Dave Winfield	.308	1978	Dave Winfield	181	1978	Dave Winfield	24
1979	Dave Winfield	.308	1979	Dave Winfield	184	1979	Dave Winfield	34
1980	Gene Richards	.301	1980	Gene Richards	193	1980	Dave Winfield	20
1981	Luis Salazar	.303	1981	Luis Salazar	121	1981	Jim Lefebvre	8
1982	Terry Kennedy	.295	1982	Terry Kennedy	166	1982	Terry Kennedy	21
1983	Terry Kennedy	.284	1983	Terry Kennedy	156	1983	Terry Kennedy	17
1984	Tony Gwynn	*.351	1984	Tony Gwynn	*213	1984	McReynolds and Nettles	20
1985	Tony Gwynn	.317	1985	Tony Gwynn	197	1985	Carmelo Martinez	21
1986	Tony Gwynn	.329	1986	Tony Gwynn	*211	1986	Kevin McReynolds	26
1987	Tony Gwynn	*.370	1987	Tony Gwynn	*218	1987	John Kruk	20
1988	Tony Gwynn	*.313	1988	Tony Gwynn	163	1988	Carmelo Martinez	18
1989	Tony Gwynn	*.336	1989	Tony Gwynn	*203	1989	Jack Clark	26
1990	Gwynn and Roberts	.309	1990	Tony Gwynn	177	1990	Jack Clark	25
1991	Tony Gwynn	.317	1991	Tony Gwynn	168	1991	Fred McGriff	31
1992	Gary Sheffield	*.330	1992	Gary Sheffield	184	1992	Fred McGriff	*35
1993	Tony Gwynn	.358	1993	Tony Gwynn	175	1993	Phil Plantier	34
1994	Tony Gwynn	*.394	1994	Tony Gwynn	*165	1994	Phil Plantier	18
1995	Tony Gwynn	*.368	1995	Tony Gwynn	#197	1995	Ken Caminiti	26
1996	Tony Gwynn	*.353	1996	Steve Finley	195	1996	Ken Caminiti	40
1997	Tony Gwynn	*.372	1997	Tony Gwynn	*220	1997	Steve Finley	28
1998	Tony Gwynn	.321	1998	Greg Vaughn	156	1998	Greg Vaughn	50
1999	Tony Gwynn	.339	1999	Tony Gwynn	139	1999	Reggie Sanders	26
2000	Phil Nevin	.303	2000	Eric Owens	171	2000	Phil Nevin	31
2001	Phil Nevin	.306	2001	Phil Nevin	167	2001	Phil Nevin	41
2002	Ryan Klesko	.300	2002	Mark Kotsay	169	2002	Ryan Klesko	29
2003	Mark Loretta	.314	2003	Mark Loretta	185	2003	Ryan Klesko	21
2004	Mark Loretta	.335	2004	Mark Loretta	208	2004	Phil Nevin	26
2005	Brian Giles	.301	2005	Brian Giles	164	2005	Ryan Klesko	18
2006	Adrian Gonzalez	.304	2006	Adrian Gonzalez	173	2006	Adrian Gonzalez	24
2007	Adrian Gonzalez	.282	2007	Adrian Gonzalez	182	2007	Adrian Gonzalez	30
2008	Brian Giles	.306	2008	Adrian Gonzalez	172	2008	Adrian Gonzalez	36
2009	Adrian Gonzalez	.277	2009	Adrian Gonzalez	153	2009	Adrian Gonzalez	40
2010	Adrian Gonzalez	.298	2010	Adrian Gonzalez	176	2010	Adrian Gonzalez	31
2011	Cameron Maybin	.264	2011	Bartlett and Maybin	136	2011	Ryan Ludwick	11
2012	Chase Headley	.286	2012	Chase Headley	173	2012	Chase Headley	31
2013	Chris Denorfia	.279	2013	Chris Denorfia	132	2013	Jedd Gyorko	23
2014	Seth Smith	.266	2014	Seth Smith	118	2014	Yasmani Grandal	15
2015	Yangervis Solarte	.270	2015	Matt Kemp	158	2015	Justin Upton	26
2016	Wil Myers	.259	2016	Wil Myers	155	2016	Wil Myers	28
2017	Manuel Margot	.263	2017	Wil Myers	138	2017	Wil Myers	30
2018	Eric Hosmer	.253	2018	Eric Hosmer	155	2018	Hunter Renfro	26
2019	Eric Hosmer	.265	2019	Eric Hosmer	164	2019	Hunter Renfro	33
2020	Manny Machado	.304	2020	Manny Machado	68	2020	Fernando Tatis Jr.	17
2021	Fernando Tatis Jr.	.282	2021	Manny Machado	157	2021	Fernando Tatis Jr.	42

3.1 PA/Team G

*League Leader

#tied for League Lead

HISTORY & RECORDS

ANNUAL BATTING LEADERS

2B			3B			RBI		
1969	Al Ferrara	22	1969	Nate Colbert	9	1969	Nate Colbert	66
1970	Ollie Brown	34	1970	Clarence Gaston	9	1970	Clarence Gaston	93
1971	Nate Colbert	25	1971	Clarence Gaston	9	1971	Nate Colbert	84
1972	Nate Colbert	27	1972	Lee and Morales	7	1972	Nate Colbert	111
1973	Nate Colbert	25	1973	Clarence Gaston	4	1973	Nate Colbert	80
1974	Derrel Thomas	24	1974	Derrel Thomas	6	1974	Dave Winfield	75
1975	John Grubb	36	1975	Bobby Tolan	4	1975	Dave Winfield	76
1976	Dave Winfield	26	1976	Willie Davis	10	1976	Mike Ivie	70
1977	Ivie and Winfield	29	1977	Almon and Richards	11	1977	Dave Winfield	92
1978	Dave Winfield	30	1978	Gene Richards	*12	1978	Dave Winfield	97
1979	Dave Winfield	29	1979	Dave Winfield	10	1979	Dave Winfield	*118
1980	Gene Richards	26	1980	Gene Richards	8	1980	Dave Winfield	87
1981	Ruppert Jones	34	1981	Gene Richards	12	1981	Gene Richards	42
1982	Terry Kennedy	42	1982	Richards and Templeton	8	1982	Terry Kennedy	97
1983	Terry Kennedy	27	1983	Juan Bonilla	4	1983	Terry Kennedy	98
1984	Carmelo Martinez	28	1984	Tony Gwynn	10	1984	Steve Garvey	86
1985	Steve Garvey	34	1985	Steve Garvey	6	1985	Steve Garvey	81
1986	Tony Gwynn	33	1986	Tony Gwynn	7	1986	Kevin McReynolds	96
1987	Tony Gwynn	36	1987	Tony Gwynn	13	1987	John Kruk	91
1988	Roberto Alomar	24	1988	Garry Templeton	7	1988	Tony Gwynn	70
1989	Alomar and Gwynn	27	1989	Bip Roberts	8	1989	Jack Clark	94
1990	Bip Roberts	36	1990	Tony Gwynn	10	1990	Joe Carter	115
1991	Fernandez and Gwynn	27	1991	Tony Gwynn	11	1991	Fred McGriff	106
1992	Gary Sheffield	34	1992	Jerald Clark	6	1992	Fred McGriff	104
1993	Tony Gwynn	41	1993	Jeff Gardner	7	1993	Phil Plantier	100
1994	Tony Gwynn	35	1994	Bip Roberts	5	1994	Tony Gwynn	64
1995	Caminiti and Gwynn	33	1995	Steve Finley	8	1995	Ken Caminiti	94
1996	Steve Finley	45	1996	Steve Finley	9	1996	Ken Caminiti	130
1997	Tony Gwynn	49	1997	Steve Finley	5	1997	Tony Gwynn	119
1998	Steve Finley	40	1998	Steve Finley	6	1998	Greg Vaughn	119
1999	Gwynn and Nevin	27	1999	Eric Owens	3	1999	Phil Nevin	85
2000	Phil Nevin	34	2000	Eric Owens	7	2000	Phil Nevin	107
2001	Phil Nevin	41	2001	Jackson and Klesko	6	2001	Phil Nevin	126
2002	Ryan Klesko	39	2002	Mark Kotsay	7	2002	Ryan Klesko	95
2003	Kotsay and Loretta	28	2003	Sean Burroughs	6	2003	Mark Loretta	72
2004	Brian Giles	33	2004	Brian Giles	7	2004	Phil Nevin	105
2005	Brian Giles	38	2005	Dave Roberts	10	2005	Brian Giles	83
2006	Adrian Gonzalez	38	2006	Dave Roberts	13	2006	Cameron and Giles	83
2007	Adrian Gonzalez	46	2007	Mike Cameron	6	2007	Adrian Gonzalez	100
2008	Brian Giles	40	2008	Gerut, Giles and Kouzmanoff	4	2008	Adrian Gonzalez	119
2009	Headley and Kouzmanoff	31	2009	Everth Cabrera	8	2009	Adrian Gonzalez	99
2010	Adrian Gonzalez	33	2010	Will Venable	7	2010	Adrian Gonzalez	101
2011	Chase Headley	28	2011	Cameron Maybin	8	2011	Ryan Ludwick	64
2012	Yonder Alonso	39	2012	Will Venable	8	2012	Chase Headley	*115
2013	Chase Headley	35	2013	Will Venable	8	2013	Jedd Gyorko	63
2014	Seth Smith	31	2014	Seth Smith	5	2014	Jedd Gyorko	51
2015	Norris and Solarte	33	2015	Cory Spangenberg	5	2015	Matt Kemp	100
2016	Wil Myers	29	2016	Ryan Schimpf	5	2016	Wil Myers	94
2017	Wil Myers	29	2017	Manuel Margot	7	2017	Wil Myers	74
2018	Galvis and Hosmer	31	2018	Manuel Margot	8	2018	Eric Hosmer	69
2019	Eric Hosmer	29	2019	Fernando Tatis Jr.	6	2019	Eric Hosmer	99
2020	Jake Cronenworth	15	2020	Cronenworth and Grisham	3	2020	Manny Machado	47
2021	Jake Cronenworth	33	2021	Jake Cronenworth	7	2021	Manny Machado	106

*League Leader

#tied for League Lead



HISTORY & RECORDS

ANNUAL BATTING LEADERS

XBH			Runs			SB		
1969	Nate Colbert	53	1969	Ollie Brown	76	1969	Jose Arcia	14
1970	Nate Colbert	61	1970	Clarence Gaston	92	1970	Dave Campbell	18
1971	Nate Colbert	55	1971	Nate Colbert	81	1971	Enzo Hernandez	21
1972	Nate Colbert	67	1972	Nate Colbert	87	1972	Enzo Hernandez	24
1973	Nate Colbert	49	1973	Nate Colbert	73	1973	Hernandez and Thomas	15
1974	McCovey and Winfield	42	1974	Dave Winfield	57	1974	Enzo Hernandez	37
1975	John Grubb	42	1975	Dave Winfield	74	1975	Dave Winfield	23
1976	Dave Winfield	43	1976	Dave Winfield	81	1976	Dave Winfield	26
1977	Dave Winfield	61	1977	Dave Winfield	104	1977	Gene Richards	56
1978	Dave Winfield	59	1978	Gene Richards	90	1978	Ozzie Smith	40
1979	Dave Winfield	71	1979	Dave Winfield	97	1979	Ozzie Smith	28
1980	Dave Winfield	51	1980	Gene Richards	91	1980	Gene Richards	61
1981	Ruppert Jones	39	1981	Jones and Smith	53	1981	Ozzie Smith	22
1982	Terry Kennedy	64	1982	Garry Templeton	76	1982	Alan Wiggins	33
1983	Terry Kennedy	45	1983	Alan Wiggins	83	1983	Alan Wiggins	66
1984	Kevin McReynolds	52	1984	Alan Wiggins	106	1984	Alan Wiggins	70
1985	Steve Garvey	57	1985	Tony Gwynn	90	1985	Garry Templeton	16
1986	Kevin McReynolds	63	1986	Tony Gwynn	#107	1986	Tony Gwynn	37
1987	Tony Gwynn	56	1987	Tony Gwynn	119	1987	Tony Gwynn	56
1988	Roberto Alomar	39	1988	Roberto Alomar	84	1988	Tony Gwynn	26
1989	Jack Clark	46	1989	Alomar and Gwynn	82	1989	Roberto Alomar	42
1990	Joe Carter	52	1990	Bip Roberts	104	1990	Bip Roberts	46
1991	Fred McGriff	51	1991	Fred McGriff	84	1991	Bip Roberts	26
1992	Gary Sheffield	70	1992	Gary Sheffield	87	1992	Tony Fernandez	20
1993	Fred McGriff	68	1993	Ricky Gutierrez	76	1993	Derek Bell	26
1994	Tony Gwynn	48	1994	Tony Gwynn	79	1994	Derek Bell	24
1995	Ken Caminiti	59	1995	Steve Finley	104	1995	Steve Finley	36
1996	Steve Finley	84	1996	Steve Finley	126	1996	Rickey Henderson	37
1997	Tony Gwynn	68	1997	Steve Finley	101	1997	Quilvio Veras	33
1998	Greg Vaughn	82	1998	Greg Vaughn	112	1998	Quilvio Veras	24
1999	Reggie Sanders	57	1999	Quilvio Veras	95	1999	Reggie Sanders	36
2000	Phil Nevin	66	2000	Ryan Klesko	88	2000	Eric Owens	29
2001	Phil Nevin	72	2001	Ryan Klesko	105	2001	Rickey Henderson	25
2002	Ryan Klesko	69	2002	Ryan Klesko	90	2002	Mark Kotsay	11
2003	Mark Loretta	45	2003	Mark Loretta	74	2003	Gary Matthews Jr.	12
2004	Mark Loretta	65	2004	Mark Loretta	108	2004	Kerry Robinson	11
2005	Brian Giles	61	2005	Brian Giles	92	2005	Dave Roberts	23
2006	Mike Cameron	65	2006	Mike Cameron	88	2006	Dave Roberts	49
2007	Adrian Gonzalez	79	2007	Adrian Gonzalez	101	2007	Mike Cameron	18
2008	Adrian Gonzalez	69	2008	Adrian Gonzalez	103	2008	Tadahito Iguchi	8
2009	Adrian Gonzalez	69	2009	Adrian Gonzalez	90	2009	Everth Cabrera	25
2010	Adrian Gonzalez	64	2010	Adrian Gonzalez	87	2010	Will Venable	29
2011	Cameron Maybin	41	2011	Cameron Maybin	82	2011	Cameron Maybin	40
2012	Chase Headley	64	2012	Chase Headley	95	2012	Everth Cabrera	*44
2013	Will Venable	52	2013	Chris Denorfia	67	2013	Everth Cabrera	37
2014	Seth Smith	48	2014	Seth Smith	55	2014	Everth Cabrera	18
2015	Matt Kemp	57	2015	Justin Upton	85	2015	Justin Upton	19
2016	Wil Myers	61	2016	Wil Myers	99	2016	Travis Jankowski	30
2017	Wil Myers	62	2017	Wil Myers	80	2017	Wil Myers	20
2018	Eric Hosmer	51	2018	Eric Hosmer	72	2018	Travis Jankowski	24
2019	Manny Machado	55	2019	Manny Machado	81	2019	Manuel Margot	20
2020	Wil Myers	31	2020	Fernando Tatis Jr.	50	2020	Fernando Tatis Jr.	11
2021	Fernando Tatis Jr.	73	2021	Fernando Tatis Jr.	99	2021	Fernando Tatis Jr.	25

*League Leader

#tied for League Lead

HISTORY & RECORDS

ANNUAL PITCHING LEADERS

ERA			Wins			SO		
1969	Joe Niekro	3.70	1969	Niekro and Santorini	8	1969	Clay Kirby	113
1970	Danny Coombs	3.30	1970	Pat Dobson	12	1970	Pat Dobson	185
1971	Dave Roberts	2.10	1971	Clay Kirby	15	1971	Clay Kirby	231
1972	Clay Kirby	3.13	1972	Clay Kirby	12	1972	Clay Kirby	175
1973	Bill Greif	3.21	1973	Steve Arlin	11	1973	Clay Kirby	129
1974	Dave Freisleben	3.65	1974	Freisleben, Greif, Hardy and Spillner	9	1974	Bill Greif	137
1975	Randy Jones	*2.24	1975	Randy Jones	20	1975	Dan Spillner	104
1976	Randy Jones	2.74	1976	Randy Jones	*22	1976	Brent Storm	103
1977	Bob Shirley	3.70	1977	Bob Shirley	12	1977	Bob Shirley	146
1978	Gaylord Perry	2.72	1978	Gaylord Perry	21	1978	Gaylord Perry	154
1979	Gaylord Perry	3.05	1979	Gaylord Perry	12	1979	Gaylord Perry	140
1980	John Curtis	3.51	1980	Shirley and Fingers	11	1980	Steve Mura	107
1981	Juan Eichelberger	3.51	1981	Juan Eichelberger	8	1981	Juan Eichelberger	81
1982	Tim Lollar	3.13	1982	Tim Lollar	16	1982	Tim Lollar	150
1983	Dave Dravecky	3.58	1983	Eric Show	15	1983	Tim Lollar	135
1984	Mark Thurmond	2.97	1984	Eric Show	15	1984	Tim Lollar	131
1985	Dave Dravecky	2.93	1985	Andy Hawkins	18	1985	Eric Show	141
1986	Dave Dravecky	3.07	1986	Hawkins and McCullers	10	1986	Andy Hawkins	117
1987	Eric Show	3.84	1987	Ed Whitson	10	1987	Ed Whitson	135
1988	Eric Show	3.26	1988	Eric Show	16	1988	Eric Show	144
1989	Ed Whitson	2.66	1989	Ed Whitson	16	1989	Bruce Hurst	179
1990	Ed Whitson	2.60	1990	Ed Whitson	14	1990	Bruce Hurst	162
1991	Andy Benes	3.03	1991	Benes and Hurst	15	1991	Andy Benes	167
1992	Andy Benes	3.35	1992	Bruce Hurst	14	1992	Andy Benes	169
1993	Andy Benes	3.35	1993	Andy Benes	15	1993	Andy Benes	179
1994	Joey Hamilton	2.98	1994	Joey Hamilton	9	1994	Andy Benes	*189
1995	Andy Ashby	2.94	1995	Andy Ashby	12	1995	Andy Ashby	150
1996	Fernando Valenzuela	3.62	1996	Joey Hamilton	15	1996	Joey Hamilton	184
1997	Andy Ashby	4.13	1997	Joey Hamilton	12	1997	Andy Ashby	144
1998	Kevin Brown	2.38	1998	Kevin Brown	18	1998	Kevin Brown	257
1999	Andy Ashby	3.80	1999	Andy Ashby	14	1999	Sterling Hitchcock	194
2000	Woody Williams	3.75	2000	Matt Clement	13	2000	Matt Clement	170
2001	Kevin Jarvis	4.79	2001	Kevin Jarvis	12	2001	Kevin Jarvis	133
2002	Brian Lawrence	3.69	2002	Brian Lawrence	12	2002	Brian Lawrence	149
2003	Adam Eaton	4.08	2003	Jake Peavy	12	2003	Jake Peavy	156
2004	Jake Peavy	*2.27	2004	Lawrence and Peavy	15	2004	Jake Peavy	173
2005	Jake Peavy	2.88	2005	Jake Peavy	13	2005	Jake Peavy	*216
2006	Chris Young	3.46	2006	Woody Williams	12	2006	Jake Peavy	215
2007	Jake Peavy	*2.54	2007	Jake Peavy	*19	2007	Jake Peavy	*240
2008	Jake Peavy	2.85	2008	Jake Peavy	10	2008	Jake Peavy	166
2009	Kevin Correia	3.91	2009	Kevin Correia	12	2009	Kevin Correia	142
2010	Mat Latos	2.92	2010	Garland, Latos and Richard	14	2010	Mat Latos	189
2011	Mat Latos	3.47	2011	Aaron Harang	14	2011	Mat Latos	185
2012	Clayton Richard	3.99	2012	Clayton Richard	14	2012	Edinson Volquez	174
2013	Andrew Cashner	3.09	2013	Eric Stults	11	2013	Eric Stults	131
2014	Tyson Ross	2.81	2014	Ian Kennedy and Tyson Ross	13	2014	Ian Kennedy	207
2015	Tyson Ross	3.26	2015	James Shields	13	2015	James Shields	216
2016	Brad Hand	2.92	2016	Luis Perdomo	9	2016	Drew Pomeranz	115
2017	Brad Hand	2.16	2017	Jhoulys Chacin	13	2017	Jhoulys Chacin	153
2018	Matt Strahm	2.05	2018	Lucchesi and Stammen	8	2018	Joey Lucchesi	145
2019	Kirby Yates	*1.19	2019	Joey Lucchesi	10	2019	Joey Lucchesi	158
2020	Dinelson Lamet	2.09	2020	Zach Davies	7	2020	Dinelson Lamet	93
2021	Joe Musgrove	3.18	2021	Joe Musgrove	11	2021	Joe Musgrove	203

ERA is minimum 60 IP.

*League Leader

#2 for League Lead



HISTORY & RECORDS

ANNUAL PITCHING LEADERS

IP		Complete Games		Shutouts				
1969	Clay Kirby	215.2	1969	Joe Niekro	8	1969	Joe Niekro	3
1970	Pat Dobson	215.0	1970	Pat Dobson	8	1970	David A. Roberts	2
1971	Dave Roberts	269.2	1971	Dave Roberts	14	1971	Steve Arlin	4
1972	Steve Arlin	250.0	1972	Steve Arlin	12	1972	Fred Norman	6
1973	Bill Greif	199.1	1973	Bill Greif	9	1973	Arlin and Greif	3
1974	Bill Greif	226.0	1974	Bill Greif	7	1974	Dan Spillner	2
1975	Randy Jones	285.0	1975	Randy Jones	18	1975	Randy Jones	6
1976	Randy Jones	*315.1	1976	Randy Jones	*25	1976	Randy Jones	5
1977	Bob Shirley	214.0	1977	Bob Owchinko	3	1977	Bob Owchinko	2
1978	Gaylord Perry	260.2	1978	Randy Jones	7	1978	Jones, Perry and Rasmus	2
1979	Randy Jones	263.0	1979	Gaylord Perry	10	1979	Eric Rasmussen	3
1980	John Curtis	187.0	1980	John Curtis	6	1980	Randy Jones	3
1981	Juan Eichelberger	141.1	1981	Chris Welsh	4	1981	Chris Welsh	2
1982	Tim Lollar	232.2	1982	Juan Eichelberger	8	1982	Lollar and Show	2
1983	Eric Show	200.2	1983	Dave Dravecky	9	1983	Eric Show	2
1984	Eric Show	206.2	1984	Dravecky, Lollar and Show	3	1984	Dravecky and Lollar	2
1985	Eric Show	233.0	1985	LaMarr Hoyt	8	1985	LaMarr Hoyt	3
1986	Andy Hawkins	209.1	1986	Dravecky and Hawkins	3	1986	Dravecky, Hawkins, Jones and Thurmond	1
1987	Eric Show	206.1	1987	Eric Show	5	1987	Eric Show	3
1988	Eric Show	234.2	1988	Eric Show	13	1988	Andy Hawkins	2
1989	Bruce Hurst	244.2	1989	Bruce Hurst	10	1989	Bruce Hurst	2
1990	Ed Whitson	228.2	1990	Bruce Hurst	9	1990	Bruce Hurst	4
1991	Andy Benes	223.0	1991	Benes and Hurst	4	1991	Greg Harris	2
1992	Andy Benes	231.1	1992	Bruce Hurst	6	1992	Bruce Hurst	4
1993	Andy Benes	230.2	1993	Benes and Gr. Harris	4	1993	Andy Benes	2
1994	Andy Benes	172.1	1994	Andy Ashby	4	1994	Andy Benes	2
1995	Joey Hamilton	204.1	1995	Ashby and Hamilton	2	1995	Ashby and Hamilton	2
1996	Joey Hamilton	211.2	1996	Joey Hamilton	3	1996	Joey Hamilton	1
1997	Andy Ashby	200.2	1997	Andy Ashby	2	1997	none	—
1998	Kevin Brown	257.0	1998	Kevin Brown	7	1998	Kevin Brown	3
1999	Woody Williams	208.1	1999	Andy Ashby	4	1999	Andy Ashby	3
2000	Matt Clement	205.0	2000	Woody Williams	4	2000	none	—
2001	Bobby Jones	195.0	2001	Adam Eaton	2	2001	Kevin Jarvis	1
2002	Brian Lawrence	210.0	2002	Brett Tomko	3	2002	Brian Lawrence	2
2003	Brian Lawrence	210.2	2003	Eaton and Lawrence	1	2003	none	—
2004	Brian Lawrence	203.0	2004	Brian Lawrence	2	2004	Brian Lawrence	1
2005	Jake Peavy	203.0	2005	Jake Peavy	3	2005	Jake Peavy	3
2006	Jake Peavy	202.1	2006	Jake Peavy	2	2006	Hensley and Park	1
2007	Jake Peavy	223.1	2007	Greg Maddux	1	2007	none	—
2008	Jake Peavy	173.2	2008	Banks, Peavy and Young	1	2008	none	—
2009	Kevin Correia	198.0	2009	Correia and Peavy	1	2009	Kevin Correia	1
2010	Clayton Richard	201.2	2010	Latos and Richard	1	2010	Latos and Richard	1
2011	Mat Latos	194.1	2011	none	—	2011	none	—
2012	Clayton Richard	218.2	2012	Bass, Marquis, Richard and Volquez	1	2012	Marquis, Richard and Volquez	1
2013	Eric Stults	203.2	2013	Eric Stults	2	2013	Andrew Cashner	1
2014	Ian Kennedy	201.0	2014	Cashner and Ross	2	2014	Andrew Cashner	2
2015	James Shields	202.1	2015	Tyson Ross	1	2015	none	—
2016	Luis Perdomo	146.2	2016	Luis Perdomo	1	2016	none	—
2017	Clayton Richard	197.1	2017	Clayton Richard	2	2017	Clayton Richard	1
2018	Clayton Richard	158.2	2018	none	—	2018	none	—
2019	Joey Lucchesi	163.2	2019	none	—	2019	none	—
2020	Zach Davies	69.1	2020	Mike Clevinger	1	2020	Mike Clevinger	1
2021	Joe Musgrove	181.1	2021	Joe Musgrove	2	2021	Joe Musgrove	2

*League Leader

#Tied for League Lead

HISTORY & RECORDS

ANNUAL PITCHING LEADERS

Saves			Games Started			Appearances		
1969	Billy McCool	7	1969	Clay Kirby	35	1969	Jack Baldschun	61
1970	Tom Dukes	10	1970	Kirby and Dobson	34	1970	Ron Herbel	64
1971	Al Severinsen	8	1971	Clay Kirby	36	1971	Al Severinsen	59
1972	Mike Corkins	6	1972	Steve Arlin	37	1972	Gary Ross	60
1973	Mike Caldwell	10	1973	Greif and Kirby	31	1973	Gary Ross	58
1974	Vicente Romo	9	1974	Bill Greif	35	1974	Larry Hardy	76
1975	Frisella and Greif	9	1975	Randy Jones	36	1975	Dave Tomlin	67
1976	Butch Metzger	16	1976	Randy Jones	40	1976	Butch Metzger	77
1977	Rollie Fingers	*35	1977	Bob Shirley	35	1977	Rollie Fingers	78
1978	Rollie Fingers	*37	1978	Gaylord Perry	37	1978	Rollie Fingers	67
1979	Rollie Fingers	13	1979	Randy Jones	39	1979	Rollie Fingers	54
1980	Rollie Fingers	23	1980	Curtis and Wise	27	1980	Rollie Fingers	66
1981	Gary Lucas	13	1981	Juan Eichelberger	24	1981	Gary Lucas	57
1982	Gary Lucas	13	1982	Tim Lollar	34	1982	Gary Lucas	65
1983	Gary Lucas	17	1983	Eric Show	33	1983	Luis DeLeon	63
1984	Rich Gossage	25	1984	Eric Show	35	1984	Gossage and Lefferts	62
1985	Rich Gossage	26	1985	Lollar and Whitson	31	1985	Craig Lefferts	60
1986	Rich Gossage	21	1986	Show and Whitson	34	1986	Craig Lefferts	83
1987	Lance McCullers	16	1987	Andy Hawkins	34	1987	Lance McCullers	78
1988	Mark Davis	28	1988	Hawkins and Whitson	33	1988	Mark Davis	62
1989	Mark Davis	*44	1989	Hurst, Rasmussen and Whitson	33	1989	Mark Davis	70
1990	Craig Lefferts	23	1990	Bruce Hurst	33	1990	Greg Harris	73
1991	Craig Lefferts	23	1991	Andy Benes	33	1991	Maddux and Rodriguez	64
1992	Randy Myers	38	1992	Andy Benes	34	1992	Randy Myers	66
1993	Gene Harris	23	1993	Greg Harris	35	1993	Gene Harris	59
1994	Trevor Hoffman	20	1994	Andy Benes	25	1994	Pedro Martinez	48
1995	Trevor Hoffman	31	1995	Andy Ashby	31	1995	Trevor Hoffman	55
1996	Trevor Hoffman	42	1996	Hamilton and Tewksbury	33	1996	Trevor Hoffman	70
1997	Trevor Hoffman	37	1997	Andy Ashby	30	1997	Trevor Hoffman	70
1998	Trevor Hoffman	*53	1998	Kevin Brown	35	1998	Dan Miceli	67
1999	Trevor Hoffman	40	1999	Hitchcock and Williams	33	1999	Dan Miceli	66
2000	Trevor Hoffman	43	2000	Matt Clement	34	2000	Hoffman and Walker	70
2001	Trevor Hoffman	43	2001	Bobby Jones	33	2001	Trevor Hoffman	62
2002	Trevor Hoffman	38	2002	Brett Tomko	32	2002	Jeremy Fikac	65
2003	Rod Beck	20	2003	Brian Lawrence	33	2003	Mike Matthews	77
2004	Trevor Hoffman	41	2004	Brian Lawrence	34	2004	Linebrink and Otsuka	73
2005	Trevor Hoffman	43	2005	Brian Lawrence	33	2005	Scott Linebrink	73
2006	Trevor Hoffman	*46	2006	Jake Peavy	32	2006	Embree and Linebrink	73
2007	Trevor Hoffman	42	2007	Maddux and Peavy	34	2007	Heath Bell	81
2008	Trevor Hoffman	30	2008	Jake Peavy	27	2008	Heath Bell	74
2009	Heath Bell	*42	2009	Kevin Correia	33	2009	Luke Gregerson	72
2010	Heath Bell	47	2010	Garland and Richard	33	2010	Luke Gregerson	80
2011	Heath Bell	43	2011	Latos and Stauffer	31	2011	Chad Qualls	77
2012	Huston Street	23	2012	Clayton Richard	#33	2012	Luke Gregerson	77
2013	Huston Street	33	2013	Eric Stults	33	2013	Luke Gregerson	73
2014	Huston Street	24	2014	Ian Kennedy	33	2014	Thayer and Torres	70
2015	Craig Kimbrel	39	2015	Ross and Shields	33	2015	Joaquin Benoit	67
2016	Fernando Rodney	17	2016	Christian Friedrich	23	2016	Brad Hand	*82
2017	Brad Hand	21	2017	Chacin and Richard	32	2017	Brad Hand	72
2018	Brad Hand	24	2018	Clayton Richard	27	2018	Craig Stammen	73
2019	Kirby Yates*	41	2019	Joey Lucchesi	30	2019	Craig Stammen	76
2020	Pomeranz and Rosenthal	4	2020	Davies/Lamet/Paddock	12	2020	Stammen and Johnson	24
2021	Mark Melancon	*39	2021	Joe Musgrove	31	2021	Tim Hill	78

*League Leader

#Tied for League Lead



HISTORY & RECORDS

CAREER BATTING LEADERS

Games		
1	Tony Gwynn	2,440
2	Garry Templeton	1,286
3	Dave Winfield	1,117
4	Tim Flannery	972
5	Gene Richards	939
6	Chase Headley	935
7	Will Venable	918
8	Nate Colbert	866
9	Terry Kennedy	835
10	Brian Giles	833

Hits		
1	Tony Gwynn	3,141
2	Garry Templeton	1,135
3	Dave Winfield	1,134
4	Gene Richards	994
5	Chase Headley	879
6	Brian Giles	872
7	Adrian Gonzalez	856
8	Phil Nevin	842
9	Terry Kennedy	817
10	Ryan Klesko	786

Runs Scored		
1	Tony Gwynn	1,383
2	Dave Winfield	599
3	Gene Richards	484
4	Brian Giles	470
5	Adrian Gonzalez	464
6	Ryan Klesko	449
7	Nate Colbert	442
8	Garry Templeton	430
9	Phil Nevin	428
10	Steve Finley	423

AVG		
1	Tony Gwynn	.338
2	Mark Loretta	.314
3	Bip Roberts	.298
4	Ken Caminiti	.295
5	Gene Richards	.291
6	Wally Joyner	.291
7	Adrian Gonzalez	.288
8	Phil Nevin	.288
9	Johnny Grubb	.286
10	Dave Winfield	.284

2B		
1	Tony Gwynn	543
2	Garry Templeton	195
3	Brian Giles	189
4	Chase Headley	187
5	Dave Winfield	179
6	Adrian Gonzalez	176
	Ryan Klesko	176
8	Terry Kennedy	158
	Phil Nevin	158
10	Wil Myers	156

AB		
1	Tony Gwynn	9,288
2	Garry Templeton	4,512
3	Dave Winfield	3,997
4	Gene Richards	3,414
5	Chase Headley	3,338
6	Brian Giles	3,129
7	Nate Colbert	3,080
8	Terry Kennedy	2,987
9	Adrian Gonzalez	2,975
10	Phil Nevin	2,928

OBP		
1	Gene Tenace	.403
2	Tony Gwynn	.388
3	Fred McGriff	.388
4	Ken Caminiti	.384
5	Ryan Klesko	.381
6	Brian Giles	.380
7	Mark Loretta	.377
8	Wally Joyner	.376
9	Adrian Gonzalez	.374
10	Quilvio Veras	.366

3B		
1	Tony Gwynn	85
2	Gene Richards	63
3	Dave Winfield	39
	Will Venable	39
5	Garry Templeton	36
6	Cito Gaston	29
7	Steve Finley	28
8	Tim Flannery	25
	Brian Giles	25
10	Luis Salazar	24

BB		
1	Tony Gwynn	790
2	Brian Giles	509
3	Ryan Klesko	470
4	Dave Winfield	463
5	Gene Tenace	423
6	Adrian Gonzalez	403
7	Chase Headley	383
8	Nate Colbert	350
9	Gene Richards	338
10	Carmelo Martinez	327

SLG		
1	Ken Caminiti	.540
2	Fred McGriff	.519
3	Adrian Gonzalez	.514
4	Phil Nevin	.503
5	Manny Machado	.492
6	Ryan Klesko	.491
7	Nate Colbert	.469
8	Dave Winfield	.464
9	Tony Gwynn	.459
10	Steve Finley	.458

HR		
1	Nate Colbert	163
2	Adrian Gonzalez	161
3	Phil Nevin	156
4	Dave Winfield	154
5	Tony Gwynn	135
6	Ryan Klesko	133
7	Wil Myers	127
8	Ken Caminiti	121
9	Hunter Renfroe	89
10	Chase Headley	87

SO		
1	Chase Headley	864
2	Wil Myers	854
3	Nate Colbert	773
4	Will Venable	722
5	Garry Templeton	684
6	Phil Nevin	669
7	Adrian Gonzalez	618
8	Cito Gaston	595
9	Dave Winfield	585
10	Khalil Greene	521

OPS		
1	Ken Caminiti	.924
2	Fred McGriff	.906
3	Adrian Gonzalez	.888
4	Ryan Klesko	.872
5	Phil Nevin	.862
6	Tony Gwynn	.847
7	Manny Machado	.838
8	Gene Tenace	.825
9	Dave Winfield	.821
10	Mark Loretta	.815

RBI		
1	Tony Gwynn	1,138
2	Dave Winfield	626
3	Phil Nevin	573
4	Adrian Gonzalez	501
5	Ryan Klesko	493
6	Nate Colbert	481
7	Garry Templeton	427
8	Terry Kennedy	424
9	Brian Giles	415
10	Chase Headley	405

SB		
1	Tony Gwynn	319
2	Gene Richards	242
3	Alan Wiggins	171
4	Bip Roberts	148
5	Ozzie Smith	147
6	Everth Cabrera	136
7	Dave Winfield	133
8	Will Venable	130
9	Enzo Hernandez	129
10	Garry Templeton	101

Min. 1,500 PA for AVG., OBP, SLG and OPS

HISTORY & RECORDS

CAREER PITCHING LEADERS

Wins		
1	Eric Show	100
2	Randy Jones	92
	Jake Peavy	92
4	Ed Whitson	77
5	Andy Ashby	70
6	Andy Benes	69
7	Andy Hawkins	60
8	Clayton Richard	58
9	Joey Hamilton	55
	Bruce Hurst	55

Losses		
1	Randy Jones	105
2	Eric Show	87
3	Clay Kirby	81
4	Andy Benes	75
5	Ed Whitson	72
6	Jake Peavy	68
	Clayton Richard	68
8	Trevor Hoffman	64
9	Steve Arlin	62
	Andy Ashby	62

Winning Percentage		
1	Bruce Hurst	.591
2	Jake Peavy	.575
3	Joey Hamilton	.556
4	Eric Show	.535
5	Adam Eaton	.534
6	Woody Williams	.531
7	Andy Ashby	.530
8	Ed Whitson	.517
9	Dave Dravecky	.515
10	Greg Harris	.513

Appearances		
1	Trevor Hoffman	902
2	Craig Leferts	375
3	Luke Gregerson	363
4	Heath Bell	354
5	Eric Show	309
6	Scott Linebrink	306
7	Craig Stammen	300
8	Joe Thatcher	287
9	Rollie Fingers	265
10	Randy Jones	264

GS		
1	Randy Jones	253
2	Eric Show	230
3	Jake Peavy	212
4	Ed Whitson	208
5	Andy Benes	186
6	Andy Ashby	185
7	Clayton Richard	175
8	Andy Hawkins	172
9	Clay Kirby	170
10	Brian Lawrence	146

Shutouts		
1	Randy Jones	18
2	Steve Arlin	11
	Eric Show	11
4	Bruce Hurst	10
5	Andy Benes	8
6	Andy Hawkins	7
	Clay Kirby	7
8	Andy Ashby	6
	Dave Dravecky	6
	Dave Freisleben	6
	Fred Normon	6
	Ed Whitson	6

Saves		
1	Trevor Hoffman	552
2	Heath Bell	134
3	Rollie Fingers	108
4	Goose Gossage	83
5	Huston Street	80
6	Mark Davis	78
7	Craig Leferts	64
8	Kirby Yates	56
9	Gary Lucas	49
10	Brad Hand	46

Innings Pitched		
1	Randy Jones	1,766.0
2	Eric Show	1,603.1
3	Ed Whitson	1,354.1
4	Jake Peavy	1,342.2
5	Andy Benes	1,235.0
6	Andy Ashby	1,212.0
7	Clay Kirby	1,128.0
8	Andy Hawkins	1,102.2
9	Clayton Richard	1,046.1
10	Trevor Hoffman	952.1

ERA		
1	Trevor Hoffman	2.76
2	Dave Dravecky	3.12
3	Bruce Hurst	3.27
4	Jake Peavy	3.29
5	Randy Jones	3.30
6	Andy Benes	3.57
7	Eric Show	3.59
8	Andy Ashby	3.59
9	Ed Whitson	3.69
10	Clay Kirby	3.73

SO		
1	Jake Peavy	1,348
2	Andy Benes	1,036
3	Trevor Hoffman	1,029
4	Eric Show	951
5	Andy Ashby	829
6	Clay Kirby	802
7	Ed Whitson	767
8	Clayton Richard	678
9	Randy Jones	677
?>	Joey Hamilton	639

BB		
1	Eric Show	593
2	Clay Kirby	505
3	Jake Peavy	435
4	Randy Jones	414
5	Andy Hawkins	412
6	Andy Benes	402
7	Clayton Richard	356
8	Steve Arlin	351
9	Ed Whitson	350
10	Dave Freisleben	346

Opponent AVG		
1	Trevor Hoffman	.211
2	Jake Peavy	.232
3	Andy Benes	.242
4	Clay Kirby	.243
5	Dave Dravecky	.243
6	Bruce Hurst	.244
7	Eric Show	.245
8	Ed Whitson	.256
9	Randy Jones	.256
10	Adam Eaton	.257

SO/9		
1	Trevor Hoffman	9.72
2	Jake Peavy	9.04
3	Andy Benes	7.55
4	Adam Eaton	7.04
5	Clay Kirby	6.4
6	Andy Ashby	6.16
7	Joey Hamilton	6.15
8	Bruce Hurst	6.08
9	Clayton Richard	5.83
10	Woody Williams	5.75

GIDP		
1	Randy Jones	176
2	Clayton Richard	139
3	Andy Ashby	122
4	Eric Show	114
5	Ed Whitson	103
6	Brian Lawrence	98
	Jake Peavy	98
8	Joey Hamilton	97
9	Andy Hawkins	88
10	Dave Dravecky	74

Min. 750.0 IP for ERA, Winning Percentage, SO/9 and Opponent AVG.



HISTORY & RECORDS

SINGLE-SEASON BATTING LEADERS

Games Played			
1	Dave Winfield	1980	162
	Steve Garvey	1985	162
	Joe Carter	1990	162
	Adrian Gonzalez	2008	162
	Freddy Galvis	2018	162
6	Steve Garvey	1984	161
	Steve Finley	1996	161
	Adrian Gonzalez	2007	161
	Chase Headley	2010	161
	Chase Headley	2012	161

AVG.			
1	Tony Gwynn	1994	.394
2	Tony Gwynn	1997	.372
3	Tony Gwynn	1987	.370
4	Tony Gwynn	1995	.368
5	Tony Gwynn	1993	.358
6	Tony Gwynn	1984	.351
7	Tony Gwynn	1989	.336
8	Mark Loretta	2004	.335
9	Gary Sheffield	1992	.330
10	Tony Gwynn	1986	.329

OBP			
1	Tony Gwynn	1994	.454
2	Tony Gwynn	1987	.447
3	Brian Giles	2005	.423
4	Gene Tenace	1977	.415
5	Rickey Henderson	1996	.410
6	Jack Clark	1989	.410
7	Tony Gwynn	1984	.410
8	Tony Gwynn	1997	.409
9	Ken Caminiti	1996	.408
10	Adrian Gonzalez	2009	.407

SLG			
1	Ken Caminiti	1996	.621
2	Fernando Tatis Jr.	2021	.611
3	Wil Myers	2020	.606
4	Greg Vaughn	1998	.597
5	Phil Nevin	2001	.588
6	Gary Sheffield	1992	.580
	Manny Machado	2020	.580
8	Fernando Tatis Jr.	2020	.571
9	Tony Gwynn	1994	.568
10	Dave Winfield	1979	.558

OPS			
1	Ken Caminiti	1996	1.028
2	Tony Gwynn	1994	1.022
3	Phil Nevin	2001	.976
4	Fernando Tatis Jr.	2021	.975
5	Gary Sheffield	1992	.965
6	Greg Vaughn	1998	.960
7	Wil Myers	2020	.959
8	Adrian Gonzalez	2009	.958
9	Tony Gwynn	1987	.958
10	Tony Gwynn	1997	.957

Hits			
1	Tony Gwynn	1997	220
2	Tony Gwynn	1987	218
3	Tony Gwynn	1984	213
4	Tony Gwynn	1986	211
5	Mark Loretta	2004	208
6	Tony Gwynn	1989	203
7	Tony Gwynn	1985	197
	Tony Gwynn	1995	197
9	Steve Finley	1996	195
10	Gene Richards	1980	193

2B			
1	Tony Gwynn	1997	49
2	Mark Loretta	2004	47
3	Adrian Gonzalez	2007	46
4	Steve Finley	1996	45
5	Khalil Greene	2007	44
6	Terry Kennedy	1982	42
7	Tony Gwynn	1993	41
8	Steve Finley	1998	40
	Brian Giles	2008	40
10	Ryan Klesko	2002	39
	Yonder Alonso	2012	39

3B			
1	Tony Gwynn	1987	13
	Dave Roberts	2006	13
3	Gene Richards	1978	12
	Gene Richards	1981	12
5	Bill Almon	1977	11
	Gene Richards	1977	11
	Tony Gwynn	1991	11
8	Willie Davis	1976	10
	Dave Winfield	1979	10
	Tony Gwynn	1984	10
	Tony Gwynn	1990	10
	Dave Roberts	2005	10

HR			
1	Greg Vaughn	1998	50
2	Fernando Tatis Jr.	2021	42
3	Phil Nevin	2001	41
4	Ken Caminiti	1996	40
	Adrian Gonzalez	2009	40
6	Nate Colbert	1970	38
	Nate Colbert	1972	38
8	Adrian Gonzalez	2008	36
9	Fred McGriff	1992	35
10	Dave Winfield	1979	34
	Phil Plantier	1993	34

RBI			
1	Ken Caminiti	1996	130
2	Phil Nevin	2001	126
3	Tony Gwynn	1997	119
	Greg Vaughn	1998	119
	Adrian Gonzalez	2008	119
6	Dave Winfield	1979	118
7	Joe Carter	1990	115
	Chase Headley	2012	115
9	Ryan Klesko	2001	113
10	Nate Colbert	1972	111

Runs Scored			
1	Steve Finley	1996	126
2	Tony Gwynn	1987	119
3	Greg Vaughn	1998	112
4	Rickey Henderson	1996	110
5	Ken Caminiti	1996	109
6	Mark Loretta	2004	108
7	Tony Gwynn	1986	107
8	Alan Wiggins	1984	106
9	Ryan Klesko	2001	105
10	Three Players		104

AB			
1	Steve Finley	1996	655
2	Steve Garvey	1985	654
3	Adrian Gonzalez	2007	646
4	Gene Richards	1980	642
	Tony Gwynn	1986	642
6	Joe Carter	1990	634
7	Kevin Kouzmanoff	2008	624
8	Roberto Alomar	1989	623
9	Tony Gwynn	1985	622
	Tony Fernandez	1992	622

BB			
1	Jack Clark	1989	132
2	Gene Tenace	1977	125
	Rickey Henderson	1996	125
4	Brian Giles	2005	119
	Adrian Gonzalez	2009	119
6	Gene Tenace	1979	105
	Fred McGriff	1991	105
8	Jack Clark	1990	104
	Brian Giles	2006	104
10	Gene Tenace	1978	101

SO			
1	Wil Myers	2017	180
2	Wil Myers	2019	168
3	Eric Hosmer	2019	163
4	Mike Cameron	2007	160
	Wil Myers	2016	160
6	Justin Upton	2015	159
7	Nate Colbert	1970	150
8	Phil Nevin	2001	147
	Matt Kemp	2015	147
	Freddy Galvis	2018	147

SB			
1	Alan Wiggins	1984	70
2	Alan Wiggins	1983	66
3	Gene Richards	1980	61
4	Ozzie Smith	1980	57
5	Gene Richards	1977	56
	Tony Gwynn	1987	56
7	Jerry Mumphrey	1980	52
8	Dave Roberts	2006	49
9	Bip Roberts	1990	46
10	Everth Cabrera	2012	44

HISTORY & RECORDS

SINGLE-SEASON PITCHING LEADERS

Wins			
1	Randy Jones	1976	22
2	Gaylord Perry	1978	21
3	Randy Jones	1975	20
4	Jake Peavy	2007	19
5	Andy Hawkins	1985	18
	Kevin Brown	1998	18
7	Andy Ashby	1998	17
8	Tim Lollar	1982	16
	LaMarr Hoyt	1985	16
	Eric Show	1988	16
	Ed Whitson	1989	16

Losses			
1	Randy Jones	1974	22
2	Steve Arlin	1972	21
3	Clay Kirby	1969	20
4	Steve Arlin	1971	19
	Bill Greif	1974	19
	Bobby Jones	2001	19
7	Clay Kirby	1973	18
	Bob Shirley	1977	18
9	Joe Niekro	1969	17
	Dave Roberts	1971	17
	Bill Greif	1973	17
	Matt Clement	2000	17
	Eric Stults	2014	17

Winning Percentage			
1	Gaylord Perry	1978	0.778
	Dennis Rasmussen	1988	0.778
3	Jake Peavy	2007	0.760
4	Butch Metzger	1976	0.733
5	Kevin Brown	1998	0.720
6	Jake Peavy	2004	0.714
7	Woody Williams	2006	0.706
8	Andy Hawkins	1985	0.692
9	Adam Eaton	2005	0.688
	Chris Young	2006	0.688

(min. 15 decisions)

Appearances			
1	Craig Lefferts	1986	83
2	Brad Hand	2016	82
3	Heath Bell	2007	81
4	Cla Meredith	2007	80
	Luke Gregerson	2010	80
6	Rollie Fingers	1977	78
7	Tim Hill	2021	78
	Lance McCullers	1987	78

Games Started			
1	Randy Jones	1976	40
2	Randy Jones	1979	39
3	Steve Arlin	1972	37
	Gaylord Perry	1978	37
5	Clay Kirby	1971	36
	Randy Jones	1975	36
	Randy Jones	1978	36
8	Clay Kirby	1969	35
	Bill Greif	1974	35
	Bob Shirley	1977	35
	Eric Show	1985	35
	Andy Hawkins	1986	35
	Kevin Brown	1998	35

Complete Games			
1	Randy Jones	1976	25
2	Randy Jones	1975	18
3	Dave Roberts	1971	14
4	Clay Kirby	1971	13
	Eric Show	1988	13
6	Steve Arlin	1972	12
7	Steve Arlin	1971	10
	Fred Norman	1972	10
	Gaylord Perry	1979	10
	Bruce Hurst	1989	10

Shutouts			
1	Fred Norman	1972	6
	Randy Jones	1975	6
3	Randy Jones	1976	5
4	Steve Arlin	1971	4
	Bruce Hurst	1990	4
	Bruce Hurst	1992	4
7	13 Players		3

Saves			
1	Trevor Hoffman	1998	53
2	Heath Bell	2010	47
3	Trevor Hoffman	2006	46
4	Mark Davis	1989	44
5	Trevor Hoffman	2000	43
	Trevor Hoffman	2001	43
	Trevor Hoffman	2005	43
	Heath Bell	2011	43
9	Trevor Hoffman	1996	42
	Trevor Hoffman	2007	42
	Heath Bell	2009	42

IP			
1	Randy Jones	1976	315.1
2	Randy Jones	1975	285.0
3	Dave Roberts	1971	269.2
4	Clay Kirby	1971	267.1
5	Randy Jones	1979	263.0
6	Gaylord Perry	1978	260.2
7	Kevin Brown	1998	257.0
8	Randy Jones	1978	253.0
9	Pat Dobson	1970	251.0
10	Steve Arlin	1972	250.0

ERA			
1	Dave Roberts	1971	2.10
2	Randy Jones	1975	2.24
3	Jake Peavy	2004	2.27
4	Kevin Brown	1998	2.38
5	Jake Peavy	2007	2.54
6	Ed Whitson	1990	2.60
7	Ed Whitson	1989	2.66
8	Bruce Hurst	1989	2.69
9	Gaylord Perry	1978	2.73
10	Randy Jones	1976	2.74

SO			
1	Kevin Brown	1998	257
2	Jake Peavy	2007	240
3	Clay Kirby	1971	231
4	Jake Peavy	2005	216
	James Shields	2015	216
6	Jake Peavy	2006	215
7	Tyson Ross	2015	212
8	Ian Kennedy	2014	207
9	Joe Musgrove	2021	203
10	Yu Darvish	2021	199

BB			
1	Matt Clement	2000	125
2	Steve Arlin	1972	122
3	Clay Kirby	1970	120
4	Clay Kirby	1972	116
5	Dave Freisleben	1974	112
6	Joey Hamilton	1998	106
7	Tim Lollar	1984	105
	Edinson Volquez	2012	105
9	Steve Arlin	1971	103
	Clay Kirby	1971	103

Opponent AVG			
1	Chris Young	2007	.192
2	Chris Young	2006	.206
3	Jake Peavy	2007	.208
4	Joe Musgrove	2021	.213
5	Clay Kirby	1971	.216
6	Mat Latos	2010	.217
7	Jake Peavy	2005	.217
8	Yu Darvish	2021	.222
9	Tim Lollar	1982	.224
10	Clay Kirby	1972	.226

SO/9			
1	Yu Darvish	2021	10.77
2	Joe Musgrove	2021	10.08
3	Andy Benes	1994	9.87
4	Tyson Ross	2015	9.73
5	Jake Peavy	2007	9.67
6	James Shields	2015	9.61
7	Jake Peavy	2005	9.58
8	Jake Peavy	2006	9.56
9	Jake Peavy	2004	9.36
10	Ian Kennedy	2015	9.30

GIDP			
1	Randy Jones	1978	36
2	Randy Jones	1975	35
3	Randy Jones	1976	34
4	Luis Perdomo	2017	32
	Clayton Richard	2017	32
6	Brian Lawrence	2002	29
7	Matt Clement	1999	28
8	Clay Hensley	2006	27
9	Clayton Richard	2010	26
10	Andy Ashby	1998	25
	Jon Garland	2010	25

Min. 162.0 IP for ERA, Opponent AVG. and SO/9



HISTORY & RECORDS

NO-HITTER

No.	Pitcher(s)	Date	Opponent	Notes
1	Joe Musgrove	April 9, 2021	@ TEX	San Diego native Joe Musgrove struck out 10 and missed a perfect game by hitting Joey Gallo in the 4th with 2 outs. The final out was a ground ball hit by Isiah Kiner-Falefa to shortstop Ha-Seong Kim to first baseman Jurickson Profar.



Joe Musgrove celebrates with his teammates on April 9, 2021 @ Globe Life Field in Arlington after throwing the Padres' first no-hitter in franchise history. It ended a draught of 8,205 games without a no-hitter, the longest streak in baseball history before getting a team's first no-hitter. Prior to the no-hitter, the Padres were the only active MLB team to have never thrown a no-hitter.

HISTORY & RECORDS

LOW HIT GAMES

No-Hitter into 8 th inning + (23)				
No.	Pitcher(s)	Date	Opponent	Result
1	Clay Kirby	July 21, 1970	vs. NYM	Manager Preston Gomez lifted Kirby after 8.0 no-hit innings. Jack Baldschun allowed a single to Bud Harrelson to begin the ninth.
2	Clay Kirby	Sept. 13, 1971	@HOU	John Edwards doubled with 1 out in the eighth.
3	Clay Kirby	Sept. 18, 1971	@SF	Willie McCovey homered with 0 outs in the eighth.
4	Steve Arlin	July 18, 1972	vs. PHI	Denny Doyle singled with 2 outs in the ninth.
5	Randy Jones	July 3, 1975	vs. CIN	Bill Plummer doubled in the eighth.
6	Dave Freisleben	June 12, 1976	vs. PHI	Garry Maddox singled to lead off the eighth.
7	Tom Griffin	Sept. 13, 1976	vs. SF	Ken Reitz singled to lead off the eighth.
8	Brent Strom	Sept. 29, 1976	vs. CIN	George Foster doubled to lead off the eighth.
9	Bob Owchinko	July 16, 1977	vs. LAD	Steve Garvey reached on a bunt single with 1 out in the eighth.
10	Greg Harris	July 14, 1991	@NYM	Mackey Sasser led off the eighth with a ground-rule double.
11	Andy Benes, Mike Maddux	Aug. 3, 1991	@ATL	Andy Benes tossed 6.0 hitless innings and was relieved by Mike Maddux. Maddux surrendered a leadoff HR to Ron Gant in the eighth.
12	Andy Benes	July 3, 1994	vs. NYM	Rico Brogna hit a leadoff double in the eighth.
13	Andy Ashby	Sept. 5, 1997	vs. ATL	Kenny Lofton led off the ninth with a single to RF on a 3-2 pitch.
14	Sterling Hitchcock	June 27, 1998	vs. ANA	Phil Nevin homers on the first pitch of the eighth.
15	Adam Eaton	July 3, 2004	vs. KC	Dee Brown doubled off the left field wall to open the eighth.
16	Chris Young	May 30, 2006	vs. COL	Brad Hawpe led off the eighth with a double to RF.
17	Chris Young	Sept. 22, 2006	vs. PIT	PH Joe Randa hit a 2-run homer to CF with 1 out in the ninth.
18	Chris Young	Sept. 7, 2008	@MIL	Gabe Kapler homered with 2 out in the eighth.
19	Aaron Harang, Josh Spence, Chad Qualls, Mike Adams and Luke Gregerson	July 9, 2011	@LAD	Luke Gregerson allowed a 2-out double to Juan Uribe in the ninth.
20	Odrisamer Despaigne	July 20, 2014	vs. NYM	Daniel Murphy doubled with 2 out in the eighth.
21	Tyson Ross	April 20, 2018	@ARI	Christian Walker doubled to CF with 1 out in the eighth inning. It was the D-Backs sole hit of the game.
22	Jordan Lyles	May 15, 2018	vs. COL	Trevor Story singled with 1 out in the eighth.
23	Chris Paddack	July 17, 2019	@MIA	Starlin Castro hit a solo home run to open the eighth.

1-Hitters by Padres Pitching (30)

No.	Pitcher(s)	Date	Opponent	Hit By/Inning
1	Dick Kelley	July 6, 1969	vs. HOU (G2)	Menke, single in second
2	Clay Kirby	September 18, 1971	@SF	McCovey, homer in eighth
3	Steve Arlin	June 23, 1972	vs. SF	Maddox, triple in second
4	Dan Spillner	June 19, 1974	@CHC	Monday, single in third
5	Randy Jones	May 19, 1975	vs. STL	Meleendez, single in seventh
6	Randy Jones	July 3, 1975	vs. CIN	Plummer, double in eighth

NO-HITTERS BY PADRES OPPONENTS

No.	Pitcher(s)	Date/Location	Score	Notes
1	PIT's RHP Dock Ellis	June 12, 1970/San Diego Stadium (G1)	PIT 2, SD 0	8 bb, 1 hbp
2	CHC's RHP Milt Pappas	September 2, 1972/Wrigley Field	CHC 8, SD 0	1 bb
3	ATL's RHP Phil Niekro	August 5, 1973/Fulton County Stadium	ATL 9, SD 0	3 bb, 1 error
4	ATL's RHP Kent Mercker (starter), RHP Mark Wohlers, RHP Alejandro Pena	September 11, 1991/Fulton County Stadium	ATL 9, SD 0	2 bb, 1 error
5	FL's RHP A.J. Burnett	May 12, 2001/Qualcomm Stadium	FL 3, SD 0	9 bb, 1 hbp
6	STL's LHP Bud Smith	September 3, 2001/Qualcomm Stadium	STL 2, SD 0	4 bb, 1 error
7	SF's LHP Jonathan Sanchez	July 10, 2009/AT&T Park	SF 8, SD 0	1 error
8	SF's RHP Tim Lincecum	July 13, 2013/Petco Park	SF 9, SD 0	4 bb, 1 hbp
9	SF's RHP Tim Lincecum	June 25, 2014/AT&T Park	SF 4, SD 0	1 bb
10	LAD's RHP Walker Buehler (starter), LHP Tony Cingrani, RHP Yimi Garcia, LHP Adam Liberatore	May 4, 2018/Estadio de Beisbol Monterrey	LAD 4, SD 0	5 bb
11	ARI's LHP Tyler Gilbert	August 14, 2021/Chase Field	ARI 7, SD 0	3 bb



HISTORY & RECORDS

HOME RUN HISTORY

INSIDE-THE-PARK HR BY PADRES (22)

No.	Player	Date	Opponent
1	Dave W. Roberts	September 29, 1973	vs. LAD
2	Derrel Thomas	June 14, 1974	@MON
3	Luis Salazar	July 8, 1982	@PHI
4	Gene Richards	July 10, 1982	@NYM
5	Gene Richards	September 26, 1982	@ATL
6	Carmelo Martinez	September 2, 1984	@NYM
7	Garry Templeton	September 17, 1987	vs. ATL
8	John Kruk	September 24, 1987	@CIN
9	Tony Gwynn	July 29, 1988	vs. CIN
10	Bip Roberts	April 28, 1990	vs. PIT
11	Jack Howell	August 16, 1991	vs. ATL
12	Tony Gwynn*	June 26, 1997	@LAD
13	Bret Boone	May 11, 2000	@CIN
14	Ruben Rivera	July 18, 2000	vs. ANA
15	Sean Burroughs	May 16, 2003	vs. ATL
16	Kyle Blanks	August 18, 2009	vs. CHC
17	Tony Gwynn	June 13, 2010	vs. SEA
18	Tony Gwynn	July 17, 2010	vs. ARI
19	Chris Denorfia	August 5, 2010	@LAD
20	Everth Cabrera	June 8, 2012	@MIL
21	Jake Cronenworth	May 19, 2021	vs. COL
22	Jake Cronenworth	August 17, 2021	@COL

*Grand Slam

INSIDE-THE-PARK HR BY OPPONENT (39)

No.	Player	Date	Opponent
1	Denny Doyle	July 18, 1970	vs. PHI
2	Cesar Geronimo	July 2, 1972	vs. CIN
3	Joe Morgan	May 18, 1973	@CIN
4	Pete Rose	June 29, 1973	@CIN
5	Paul Casanova	August 5, 1973	@ATL
6	Tito Fuentes	September 23, 1973	@ATL
7	Mike Schmidt	April 27, 1974	vs. PHI
8	Lou Brock	June 18, 1976	@STL
9	Heith Cruz	June 18, 1976	@STL
10	Bob Boone	July 10, 1976	@PHI
11	Ellis Valentine	May 21, 1977	@MON
12	Pete Rose	September 7, 1978	@CIN
13	Jerry White	June 12, 1980	@MON
14	Larry Bowa	August 21, 1980	@PHI
15	Tim Raines	May 7, 1981	@MON
16	Ken Caminiti	May 22, 1993	vs. HOU
17	Mitch Webster	June 21, 1994	vs. LAD
18	Reggie Sanders	April 29, 1995	vs. CIN
19	Ron Gant*	May 4, 1996	vs. STL
20	Vinny Castilla	July 13, 1996	@COL
21	Ron Gant	April 20, 1997	vs. STL
22	Kenny Lofton	May 27, 1997	vs. ATL
23	Barry Bonds	September 21, 1997	vs. SF
24	Mike Lansing	September 6, 1998	@COL
25	Luis Gonzalez	July 28, 2002	@ARI
26	Jimmy Rollins	August 4, 2004	vs. PHI
27	Dustan Mohr	July 10, 2005	@COL
28	Kelly Stinnett	August 29, 2005	vs. ARI
29	Kazuo Matsui	April 20, 2006	vs. NYM
30	Dallas McPherson	June 17, 2006	vs. LAA
31	Garrett Atkins	September 23, 2007	vs. COL
32	Clint Barmes	September 22, 2009	@COL
33	Stephen Drew	April 5, 2010	@ARI
34	Shane Victorino	April 24, 2011	vs. PHI
35	Justin Upton	August 25, 2012	@ARI
36	Kurt Suzuki	May 20, 2014	vs. MIN
37	Orilando Arcia	June 17, 2017	vs. MIL
38	JT Riddle	May 29, 2018	vs. MIA
39	Ian Desmond	June 14, 2019	@COL

*Paradise Series in Honolulu, HI

ALL-TIME GRAND SLAM LEADERS

Rk.	Player	Grand Slams
1	Phil Nevin	7
2	Nate Colbert	5
	Hunter Renfroe	5
4	Steve Finley	4
	Adrian Gonzalez	4

ALL-TIME PADRES PITCHERS HOME RUN LEADERS

Rk.	Pitcher	Home Runs
1	Tim Lollar	8
2	Mike Corkins	5
3	Andy Benes	4
	Eric Show	4
	Joey Hamilton	4

STATCAST HOME RUN DISTANCE LEADERS (SINCE '15)

Rk.	Player	HR Distance	Date
1	Franchy Cordero	489'	April 20, 2018 @ ARI
2	Tommy Pham	486'	August 17, 2021 @ COL
3	Franmil Reyes	479'	June 5, 2018 vs. ATL
4	Franmil Reyes	477'	August 5, 2018 @ CHC
5	Hunter Renfroe	470'	May 11, 2019 @ COL

HISTORY & RECORDS

SINGLE-SEASON RECORDS

Club General

Wins and Losses

Best Record, Overall	.617 (37-23), 2020
Best Record, Home	.667 (54-27), 1998
Best Record, Road	.571 (16-12), 2020
Most Wins, Home	54, 1998
Most Wins, Road	46, 1996
Most Losses, Home	54, 1972
Most Losses, Road	57, 1969 and 1974
Fewest Wins, Home (min 81 games)	28, 1969
Fewest Wins, Road (min 81 games)	24, 1969 and 1974
Fewest Losses, Home (min 81 games)	27, 1998
Fewest Losses, Road (min 81 games)	35, 1996
Most Wins Against Single Club	14, 2x (SF in 2007, HOU in 1990)
Most Wins Against Single Club, Home	8, 8x, last vs. ARI, 2013
Most Wins Against Single Club, Road	7, 10x, last @ARI, 2012
Most Losses Against Single Club	17, vs. Atlanta, 1974
Most Losses Against Single Club, Home	9, 2x, vs. LA, 1971 and vs. ATL, 1974
Most Losses Against Single Club, Road	9, 2x, @ATL, 1980 and @ARI, 2002
Most Wins In Single Month	22 in May, 2005
Most Losses In Single Month	23 in May, 2003

Shutouts

Most Played	34, 2x, 1972 and 1976
Most Won	20, 2x, 2007 and 2010
Most Lost	23, 2x, 1969 and 1976
Most Won, Home	14, 2007
Most Won, Road	13, 1985
Most Lost, Home	13, 2001
Most Lost, Road	15, 1969
Most Wins via Shutout Against Single Club	5, 2x, vs. HOU, 1984 and vs. LAD, 2002
Most Losses via Shutout Against Single Club	5, 9x, last by SF, 2015
Fewest Wins, Road (min 81 games)	24, 1969 and 1974

Season Series Sweeps

Season Sweep by Padres	7x, last @ TEX (3-0), 2021
Season Sweep by Opposition	16x, last vs. LAA (0-3), 2018
Sweeps by Padres in San Diego	59x, last vs. LAD (3-0), 2021
Sweeps by Opposition in San Diego	59x, last vs. ATL (0-3), 2021
Sweeps by Padres on Road	21x, last @TEX (3-0), 2021
Sweeps by Opposition on Road	78x, last @LAD (0-3), 2021

One-Run Games

Most Played	65, 1980
Most Won	34, 1978 and 1984
Most Lost	37, 1970
Most Won, Home	25, 2014
Monst Won, Road	15, 1978 and 1984
Most Lost, Home	20, 1972
Most Lost, Road	22, 1970, '79 and '93
Fewest Won (non-shortened seasons)	16, 2008
Fewest Lost	15, 2001, '04
Fewest Won, Home	8, 2017
Fewest Won, Road	3, 2008
Fewest Lost, Home	3, 1974
Fewest Lost, Road	7, 1997

Extra-Inning Games

Most Played	24, 1996 & 2000
Most Won	13, 1996
Most Lost	14, 1972, 1992

Doubleheaders

Most Won	5, 1977
Most Lost	8, 1969
Best Record	5-1-2, 1977

1-0 Games

Most Won	6, 2x, 1985 & 2010
Most Lost	6, 2011

Vs. Right-Handed Starters

Most Won	71, 2006
Most Lost	93, 1969

Vs. Left-Handed Starters

Most Won	32, 1990 & 1992
Most Lost	37, 2008 & 2018

Starters

Most Won	68, 1988, 1989
Most Lost	89, 1969

Relievers

Most Won	39, 2021
Most Lost	35, 2002

Players Used

Most	59, 2002 and 2008
Fewest	31, 1984

Pitchers Used

Most	37, 2002#
Fewest	12, 1973

* Major League Record
+ Ties Major League Record
National League Record

HISTORY & RECORDS



SINGLE-SEASON RECORDS

Club Batting	Highest/Most	Lowest/Fewest
Batting Average	.275 in 1994	.225 in 1969
At-Bats	5,655 in 1996	5,294 in 2014
Runs Scored	795 in 1997	468 in 1969
Hits	1,521 in 2004	1,199 in 2014
Singles	1,105 in 1980	804 in 2017
Doubles	322 in 2007	180 in 1969
Triples	52 in 1982	16 in 1997
Home Runs	219 in 2017	64 in 1976
Home Runs at Home	101 in 2019	29 in 1980
Home Runs on the Road	118 in 2019	34 in 1976
Grand Slams	10 in 2001	0 in 1973, '79, '82, '87
RBI	761 in 1997	431 in 1969
XBH	524 in 2007	305 in 1980
Total Bases	2,322 in 2006	1,764 in 1969
SLG	416 in 2006	.329 in 1969
Pinch-Hits	74 in 1986	35 in 1985, '88
PH Game-Winning RBI	9 in 2013	0 in 2011, '16
PH Batting Average	.276 in 1978	.161 in 2011
PH Home Runs	11 in 2014	1 in 1979, '87
Stolen Bases	239 in 1980	36 in 2008
Caught Stealing	91 in 1987	17 in 2008
Home Runs vs. Single NL Club	29 vs. COL, 2019	0 vs. PIT, 2014
Strikeouts	1,581 in 2019	716 in 1976
Walks	678 in 2001	401 in 1973
Left on Base	1,239 in 1980	965 in 2016
HBP	61 in 2021	9 in 1989
Sacrifice Bunts	133 in 1975	29 in 2001
Sacrifice Flies	66 in 2004	19 in 1971
GIDP	146 in 1996	81 in 1978
Shutouts	23 in 1969 & '76	3 in 2004

Club Pitching	Highest/Most	Lowest/Fewest
ERA	4.98 in 1997	3.27 in 2014
Complete Games	47 in 1976	0 in 2011, '18, '19
Strikeouts	1,517 in 2021	652 in 1976
Walks Allowed	715 in 1974	422 in 2004
Hits	1,581 in 1997	1,277 in 2021
Runs Allowed	891 in 1997	577 in 2014
Saves	59 in 1998	18 in 1976
Wild Pitches	73 in 1999 & 2017	23 in 1985
Balks	25 in 1977	2 in 2004 & 2013
Hit Batsmen	87 in 2021	12 in 1978, '80
Home Runs Allowed	226 in 2017	74 in 1978
Home Runs Allowed vs. Single NL Club	37 by COL, 2001	1, several occasions
Shutouts	20 in 2007, '10	2 in 1997

Club Fielding	Highest/Most	Lowest/Fewest
Fielding Percentage	.988 in 2010	.971 in 1975, '77
Errors Committed	189 in 1977	72 in 2010
Double Plays Turned	178 in 2017	0 in 1973
Putouts	4,467 in 1996	4,263 in 1999
Assists	2,012 in 1980	1,386 in 2019
Outfield Assists	54 in 1980	15 in 1996
Total Chances	6,543 in 1980	5,798 in 2019
Passed Balls	22 in 1987	2 in 1992

All club records are only in seasons with at least 162 games played

HISTORY & RECORDS

SINGLE-SEASON RECORDS

Individual Batting

Batting Average	.394, Tony Gwynn (1994)
SLG	.621, Ken Caminiti (1996)
Games Played	162, Dave Winfield (1980), Steve Garvey (1985), Joe Carter (1990), Adrian Gonzalez (2008), Freddy Galvis (2018)
Runs Scored	126, Steve Finley (1996)
Hits	220, Tony Gwynn (1997)
Total Bases	348, Steve Finley (1996)
Singles	177, Tony Gwynn (1984)
Doubles	49, Tony Gwynn (1997)
Triples	13, Tony Gwynn (1987), Dave Roberts (2006)
Home Runs	50, Greg Vaughn (1998)
Most Games with HR from both sides of the plate	4, Ken Caminiti (1996)
RBI	130, Ken Caminiti (1996)
Grand Slams	4, Phil Nevin (2001)
Game-Winning RBI	21, Gary Sheffield (1992)
Pinch-Hit Average (min. 20 AB)	.478, Terry Kennedy (1986)
Pinch-Hits	21, Merv Rettenmund (1977)
Stolen Bases	70, Alan Wiggins (1984)
Strikeouts Most	180, Wil Myers (2017)
Strikeouts, Fewest (min. 502 PA)	15, Tony Gwynn (1995)
Walks	132, Jack Clark (1989)
Intentional Walks	35, Adrian Gonzalez (2010)
Sacrifice Bunts	28, Ozzie Smith (1978)
Sacrifice Flies	16, Mark Loretta (2004)
Hit Batsmen	17, Carlos Quentin (2012)
GDP, Most	25, Steve Garvey (1984 and 1985), Kevin Kouzmanoff (2009)
GDP, Fewest (min. 502 PA)	2, Alan Wiggins (1984)





HISTORY & RECORDS



SINGLE-SEASON RECORDS

Individual Pitching

Appearances, Most	83, Craig Lefferts (1986)
Complete Games	25, Randy Jones (1976)
Games Started	40, Randy Jones (1976)
Games Finished	69, Rollie Fingers (1977)
Shutouts	6, Fred Norman (1972), Randy Jones (1975)
Wins, Most	22, Randy Jones (1976)
Win/Loss Percentage (min. 15 decisions)	.778, Gaylord Perry (21-6 in 1978) and Dennis Rasmussen (14-4 in 1988)
Losses, Most	22, Randy Jones (1974)
Innings Pitched	315.1, Randy Jones (1976)
Runs Allowed	137, Bobby J. Jones (2001)
Earned Runs Allowed	117, Bill Greif (1974) and Matt Clement (2000)
Hits Allowed	274, Randy Jones (1976)
Walks Allowed	125, Matt Clement (2000)
Strikeouts	257, Kevin Brown (1998)
SO/9 (min. 162.0 IP)	9.87, Andy Benes (1994)
ERA, Lowest (min. 162.0 IP)	2.10, Dave Roberts (1971)
Home Runs Allowed	37, Kevin Jarvis and Bobby J. Jones (2001)
Saves	53, Trevor Hoffman (1998)
Hit Batsmen	24, Austin Adams (2021)
Wild Pitches	23, Matt Clement (2000)
Balks	6, Tom Griffin and Bob Shirley (1977)

Individual Fielding

Errors Committed, Most	41, Bill Almon (1977)
Putouts, Most	1,470, Adrian Gonzalez (2007)
Double Plays Turned, Most	147, Wil Myers (2017)
Fielding Percentage, First Baseman (min. 2/3 of team games played)	1.000, Steve Garvey (1984)
Fielding Percentage, Second Baseman (min. 2/3 of team games played)	1.000, David Eckstein (2010)
Fielding Percentage, Shortstop (min. 2/3 of team games played)	.986, Freddy Galvis (2018)
Fielding Percentage, Third Baseman (min. 2/3 of team games played)	.990, Kevin Kouzmanoff (2009)
Fielding Percentage, Outfielder (min. 2/3 of team games played)	1.000, Eric Owens (2000), Dave Roberts (2006), Will Venable (2014), Wil Myers (2021)
Fielding Percentage, Catcher (min. 1/2 of team games played)	.998, Gene Tenace (1979)
Fielding Percentage, Pitcher (min. 1.0 IP per team game)	1.000, many times, last: Clayton Richard (2017)

HISTORY & RECORDS

SINGLE-GAME RECORDS

Club General

Players Used, 9-Inning Game	24, September 26, 1997 @ SF
Players Used, Extra-Inning Game	26, Sept. 9, 1997 vs. FLA (13 innings)
Players Used, Both Teams	50, September 13, 1982 @ LAD (16 innings)
Longest Game in Innings, Home	22, April 17, 2008 vs. COL
Longest Game in Innings, Road	21, May 21, 1977 @ MON
Longest 9-Inning Game in Time, Home	4:12, May 4, 2019 vs. LAD
Longest 9-Inning Game in Time, Road	4:10, July 27, 1996 @ FLA
Shortest 9-Inning Game in Time, Home	1:29, May 4, 1977 vs. PHI
Shortest 9-Inning Game in Time, Road	1:36, July 11, 1976 @ PHI
Longest Extra-Inning Game in Time, Home	6:17, August 15, 1980 vs. HOU (20 innings)
Longest Extra-Inning Game in Time, Road	5:33, May 21, 1977 @ MON (21 innings)
Shortest Extra-Inning Game in Time, Home	2:00, May 19, 1975 vs. STL (10 innings)
Shortest Extra-Inning Game in Time, Road	2:17, July 25, 1974 @ ATL
Largest Margin of Victory	16, August 23, 2002 vs. FL (18-2)
Largest Margin of Defeat	19, May 13, 1969 @ CHC (19-0), June 28, 1969 vs. LAD (19-0) and September 20, 2005 @ COL (20-1)
Largest Shutout, Win	13-0, August 11, 1991 vs. CIN
Largest Shutout, Loss	19-0, May 13, 1969 @ CHC and June 28, 1969 vs. LAD

Club Batting

At-Bats, 9-Inning Game	50, July 16, 2021 @ WSH
At-Bats, Extra-Inning Game	75, September 24, 1971 vs. HOU (GI, 21 innings)
Runs Scored, 9-Inning Game	24, July 16, 2021 @ WSH
Runs Scored, Extra-Inning Game	17, May 23, 1970 @ SF (15 innings)
Runs Scored in a Loss	14, August 29, 2001 @ STL (14-16)
Runs Scored by Both Teams, 9-Inning Game	32, July 27, 1996 @ FL (SD: 20 and FL: 12) and July 16, 2021 @ WSH (SD: 24 and WSH: 8)
Runs Scored by Both Teams, Extra-Inning Game	33, May 23, 1970 @ SF (15 innings, SD: 17 and SF: 16)
Hits, 9-Inning Game	24, April 19, 1982 vs. SF and August 12, 2003 @ ATL
Hits, Extra-Inning Game	21, July 5, 1969 vs. HOU, May 23, 1970 @ SF and June 14, 2019 @ COL
Hits by Both Teams, 9-Inning Game	36, 3x, last: June 2, 2016 vs. SEA (SD: 20 and SEA: 16)
Hits by Both Teams, Extra-Inning Game	44, May 23, 1970 @ SF (15 innings, SD: 21 and SF: 23)
Singles	18, 5x, last: May 11, 2011 @ MIL
Doubles	9, August 12, 2007 @ CIN
Triples	4, June 2, 1970 @ PIT and May 5, 1978 @ STL
Home Runs, 9-Inning Game	7, May 25, 2019 @ TOR
Home Runs, Extra-Inning Game	5, 5x, last: June 12, 2017 @ MIL (11 innings)
Extra-Base Hits	12, August 12, 2007 @ CIN
Total Bases, Padres	43, May 25, 2019 @ TOR
Total Bases, Opponent	49, May 17, 1977 @ CHC
RBI, Padres	23, July 16, 2021 @ WSH
RBI, Opponent	22, May 17, 1977 @ CHC
Walks, 9-Inning Game	13, April 13, 2021 @ PIT
Walks, Extra-Inning Game	14, August 25, 1979 vs. PIT (19 innings)
IBB, 9-Inning Game	4, 3x, last: August 18, 1988 vs. MON
IBB, Extra-Inning Game	6, August 25, 1979 vs. PIT (19 innings)
Strikeouts, 9-Inning Game	19, April 22, 1970 @ NYM and September 12, 2019 vs. CHC
Strikeouts, Extra-Inning Game	20, 3x, last: July 8, 2018 @ ARI (16 innings)
Stolen Bases, Padres	9, June 28, 1999 vs. COL
Stolen Bases, Opponent	10, May 18, 2000 @ FL
Most Left on Base by Padres, 9-Inning Game	17, May 24, 1977 vs. ATL
Most Left on Base by Opponent, 9-Inning Game	18, June 27, 2008 vs. SEA

Club Batting (cont.)

Most Left on Base by Padres, Extra-Inning Game	26, August 25, 1979 vs. PIT (19 innings)
Most Left on Base by Opponent, Extra-Inning Game	23, May 21, 1977 @ MON (21 innings)
Fewest Left on Base, Padres	0, 13x, last: May 1, 2018 @ SF
Fewest Left on Base, Opponent	0, 6x, last: September 18, 2013 @ PIT
Pinch-Hitters Used	8, September 16, 1986 vs. SF
GIDP, 9-Inning Game	5, July 23, 1999 @ HOU
GIDP, Extra-Inning Game	6, June 5, 1997 @ COL (11 innings)
Largest Margin of Victory	16, August 23, 2002 vs. FL (18-2) and July 16, 2021 @ WSH (24-8)
Largest Margin of Defeat	19, May 13, 1969 @ CHC (19-0), June 28, 1969 vs. LAD (19-0) and September 20, 2005 @ COL (20-1)
Largest Shutout, Win	13-0, August 11, 1991 vs. CIN
Largest Shutout, Loss	19-0, May 13, 1969 @ CHC and June 28, 1969 vs. LAD

Club Pitching

Hits Allowed, 9-Inning Game	24, May 17, 1977 @ CHC
Hits Allowed, Extra-Inning Game	25, May 21, 1977 @ MON (21 innings)
Runs Allowed	23, May 17, 1977 @ CHC
Earned Runs Allowed	20, May 17, 1977 @ CHC
Singles Allowed, 9-Inning Game	17, August 26, 1986 vs. NYM
Singles Allowed, Extra-Inning Game	18, August 31, 1979 vs. STL (15 innings)
Doubles Allowed, 9-Inning Game	8, May 7, 2015 @ ARI and August 6, 1970 vs. HOU
Doubles Allowed, Extra-Inning Game	8, June 7, 2009 vs. ARI (18 innings)
Triples Allowed, 9-Inning Game	4, 3x, last: June 25, 2015 @ SF
Triples Allowed, Extra-Inning Game	4, July 6, 1979 @ NYM (12 innings)
Home Runs Allowed, 9-Inning Game	7, 4x, last: September 12, 2017 @ MIN
Home Runs Allowed, Extra-Inning Game	7, September 18, 2006 @ LAD (10 innings)
XBH Allowed, 9-Inning Game	11, 3x, last: July 8, 1994 vs. MON
XBH Allowed, Extra-Inning Game	13, September 18, 2006 @ LAD (10 innings)
Strikeouts, 9-Inning Game	18, May 22, 2006 vs. ATL and April 25, 2007 @ ARI
Strikeouts, Extra-Inning Game	20, June 19, 2001 vs. SF (15 innings), July 31, 2002 @ CHC (11 innings) and April 17, 2008 vs. COL (22 innings)
Walks Allowed, 9-Inning Game	13, 3x, last: April 28, 1997 @ FL
Walks Allowed, Extra-Inning Game	13, April 26, 2003 @ CIN (10 innings)
IBB Allowed, 9-Inning Game	4, 6x, last: August 11, 2007 @ CIN
IBB Allowed, Extra-Inning Game	6, August 26, 1980 @ NYM (18 innings)
Hit Batsmen	5, August 23, 2017 @ STL
Wild Pitches	5, April 29, 2003 vs. PIT
Balks	3, September 2, 1986 @ PHI
Pitchers Used, 9-Inning Game	9, September 16, 2020 vs. LAD
Pitchers Used, Extra-Inning Game	10, June 7, 2009 vs. ARI (18 innings)

Club Fielding

Double Plays Turned, 9-Inning Game	6, August 28, 2016 @ MIA
Double Plays Turned, Extra-Inning Game	6, August 25, 1979 vs. PIT (19 innings)
Double Plays Turned, Both Teams	8, 3x, last: May 17, 2014 @ COL
Triple Plays by Padres	1, 8x, last: June 10, 2010 @ NYM (G2)
Triple Plays by Opponent	1, 16x, last: August 7, 2016 vs. PHI
Assists, 9-Inning Game	26, May 22, 1969 vs. PIT
Assists, Extra-Inning Game	28, May 21, 1977 @ MON (21 innings)
Assists, Fewest	1, July 12, 1992 vs. PHI and August 5, 2005 @ WSH
Errors Committed, 9-Inning Game	6, 6x, last: June 1, 1990 vs. ATL
Errors Committed, Extra-Inning Game	6, May 7, 1972 @ NYM



HISTORY & RECORDS

Individual Batting

At-Bats, 9-Inning Game	7, 2x, Mark Kotsay and Ryan Klesko on May 19, 2001 @ MON
At-Bats, Extra-Inning Game	9, 19x, last: Adrian Gonzalez and Tadahito Iguchi on May 25, 2008 vs. CIN (18 innings)
Runs Scored	5, 2x, Al Martin on April 16, 2000 vs. HOU and Tommy Pham on July 16, 2021 @ WSH
Hits, 9-Inning Game	6, Adrian Gonzalez (6-for-6) on August 11, 2009 @ MIL
Hits, Extra-Inning Game	6, 3x, last: Tony Gwynn (6-for-7) on August 4, 1993 vs. SF (12 innings)
Singles, 9-Inning Game	5, 2x, last: Adrian Gonzalez on August 11, 2009 @ MIL
Singles, Extra-Inning Game	5, 2x, last: Bill Fahey on September 5, 1979 @ HOU (10 innings)
Doubles	3, 40x, last: Trent Grisham on June 27, 2021 vs. ARI
Triples	2, 17x, last: Greg Garcia on June 16, 2019 @ COL
Home Runs	3, 12x, last: Fernando Tatis Jr. on June 25, 2021 vs. ARI
Hit for the Cycle	1, 3x, Matt Kemp on August 14, 2015 @ COL, Wil Myers on April 10, 2017 @ COL, Jake Cronenworth on July 16, 2021 @ WSH
Multiple Back-to-Back Home Runs by Same Players	1, Gary Sheffield and Fred McGriff on August 6, 1992 vs. HOU (1st and 2nd innings)
Total Bases	13, 5x, last: Fernando Tatis Jr. on June 25, 2021 vs. ARI
RBI	8, 2x, last: Ken Caminiti on September 19, 1995 vs. COL
Sacrifice Bunts	3, 7x, last: Greg Maddux on May 14, 2007 vs. CIN
Sacrifice Flies	2, 29x, last: Manny Machado on June 7, 2021 vs. CHC
Hit By Pitch	2, 31x, last: Austin Nola on May 14, 2021 vs. STL
Walks	5, Brian Giles on May 14, 2006 @ CHC
IBB, 9-Inning Game	3, Fernando Gonzalez on August 10, 1978 vs. CIN
IBB, Extra-Inning Game	4, Garry Templeton on July 5, 1985 @ PIT (12 innings)
Strikeouts, 9-Inning Game	5, 2x, last: Clay Hensley on May 14, 2006 @ CHC
Strikeouts, Extra-Inning Game	5, 4x, last: Chase Headley on June 7, 2009 vs. ARI (18 innings)
Stolen Bases	5, 3x, last: Damian Jackson on June 28, 1999 vs. COL
Caught Stealing	2, 40x, last: Will Venable on May 6, 2014 vs. KC
GIDP, 9-Inning Game	3, 3x, last: Yangervis Solarte on September 16, 2015 @ ARI
GIDP, Extra-Inning Game	3, Archi Cianfrocco on June 5, 1997 @ COL (11 innings)

Individual Pitching

Hits Allowed	14, 5x, last: Clayton Richard on July 19, 2017 @ COL
Singles Allowed	13, 3x, last: Andy Ashby on August 10, 1999 @ NYM
Doubles Allowed	7, Danny Coombs on August 6, 1970 vs. HOU
Triples Allowed	3, 8x, last: James Shields on June 25, 2015 vs. SF
Home Runs Allowed	5, 2x, last: Tim Stauffer on August 13, 2011 @ CIN
Runs Allowed	11, 5x, last: Clayton Richard on July 19, 2017 @ COL
Earned Runs Allowed	11, 2x, last: Tim Stauffer on August 26, 2007 @ PHI
Hit Batsmen	4, Ihoulys Chacin on August 23, 2017 @ STL
Walks Allowed	10, Clay Kirby on July 15, 1969 @ SF
IBB Allowed	4, 3x, last: Dennis Kinney on August 21, 1980 @ PHI (17 innings)
IBB Allowed in more than 9.0 IP	4, Dennis Kinney (9.1 IP) on August 21, 1980 @ PHI (17 innings)
Strikeouts	16, 2x: Jake Peavy on May 22, 2006 vs. ATL (70 IP) and April 25, 2007 @ ARI (70 IP)
Strikeouts in more than 9.0 IP	15, Clay Kirby (15.0 IP) on September 24, 1971 vs. HOU (21 innings in GI)
Wild Pitches	4, 3x, last: Trevor Cahill on May 13, 2017 @ CWS

Balks	3, Dave LaPoint on September 2, 1986 @ PHI
Innings Pitched, Starter	15.0, Clay Kirby on September 24, 1971 vs. HOU (GI)
Innings Pitched, Reliever	91, Dennis Kinney on August 21, 1980 @ PHI (17 innings)

Individual Fielding

Errors Committed	3, 19x, last: Everth Cabrera on September 5, 2009 @ LAD
Double Plays Turned, First Baseman	5, 5x, last: Eric Hosmer on July 3, 2018 @ OAK
Double Plays Turned, Second Baseman	5, 2x, last: Jedd Gyorko on May 17, 2014 @ COL
Double Plays Turned, Shortstop	6, Ozzie Smith on August 25, 1979 @ PIT (19 innings)
Double Plays Turned, Third Baseman	4, Christian Villanueva on July 3, 2018 @ OAK
Putouts by OF, 9-Inning Game	10, 4x, last: Manuel Margot on May 20, 2018 @ PIT
Putouts by OF, Extra-Inning Game	11, 2x, last: Jon Jay on May 22, 2016 vs. LAD (17 innings)
Putouts by IB, 9-Inning Game	19, 2x, last: Mike Ivie on August 6, 1975 vs. HOU
Putouts by IB, Extra-Inning Game	23, Derrel Thomas on June 20, 1978 vs. ATL (10 innings)
Putouts by 2B, 9-Inning Game	9, Tim Flannery on September 29, 1985 @ ATL
Putouts by 2B, Extra-Inning Game	11, Tadahito Iguchi on April 17, 2008 vs. COL (22 innings)
Putouts by SS, 9-Inning Game	8, Ozzie Smith on July 7, 1979 @ NYM
Putouts by SS, Extra-Inning Game	7, 4x, last: Everth Cabrera on September 16, 2009 vs. ARI (10 innings)
Putouts by 3B, 9-Inning Game	5, 7x, last: Chase Headley on April 20, 2014 vs. SF
Putouts by 3B, Extra-Inning Game	5, Luis Salazar on August 10, 1983 @ HOU (14 innings)
Putouts by C, 9-Inning Game	18, 2x, last: Austin Hedges on September 18, 2018 vs. SF
Putouts by C, Extra-Inning Game	22, Ben Davis on June 19, 2001 vs. SF (15 innings)
Putouts by Pitcher, 9-Inning Game	5, 2x, last: Jimmy Jones on April 22, 1988 vs. HOU
Assists by OF, 9-Inning Game	2, many times, last: Jose Pirela on April 3, 2018 vs. COL
Assists by OF, Extra-Inning Game	3, Tony Gwynn on August 27, 1986 vs. NYM
Assists by 1B, 9-Inning Game	5, 3x, last: Keith Moreland on September 19, 1988 @ CIN
Assists by 1B, Extra-Inning Game	5, 2x, last: Dave Magadan on June 5, 2000 @ OAK (10 innings)
Assists by 2B, 9-Inning Game	10, 2x, last: Fernando Gonzalez on June 15, 1979 vs. CHC
Assists by 2B, Extra-Inning Game	13, Mark Loretta on May 7, 2003 @ MON (10 inning)
Assists by SS, 9-Inning Game	12, 2x, last: Ozzie Smith on April 12, 1980 vs. SF
Assists by SS, Extra-Inning Game	11, Ozzie Smith on September 1, 1978 vs. MON
Assists by 3B, 9-Inning Game	9, Kevin Kouzmanoff on September 4, 2008 @ MIL
Assists by 3B, Extra-Inning Game	9, Paul Dade on July 27, 1979 vs. SF (11 innings)
Assists by C, 9-Inning Game	6, Bill Fahey on May 15, 1980 vs. STL
Assists by C, Extra-Inning Game	6, Benito Santiago on May 15, 1989 @ MON (11 innings)
Assists by Pitcher, 9-Inning Game	7, Andrew Cashner on July 23, 2013 vs. LAD
Assists by Pitcher, Extra-Inning Game	7, 2x, last: Randy Jones on June 24, 1975 vs. SF (10 innings)

HISTORY & RECORDS

SINGLE-INNING RECORDS

Club Batting

Plate Appearances	17, May 31, 1994 vs. PIT (2nd inning)
Runs Scored	13, 2x, last: May 31, 1994 vs. PIT (2nd inning)
Hits	10, 2x, last: September 12, 2004 @ COL (9th inning)
Doubles	4, 5x, last: June 4, 2018 vs. ATL (5th inning)
Triples	2, 24x, last: July 26, 2017 vs. SEA (7th inning)
Home Runs	4, May 17, 2001 @ NYM (3rd inning)
RBI	13, August 24, 1993 vs. STL (1st inning)
Walks	6, 2x, last: June 28, 2002 @ KC (1st inning)
Stolen Bases	5, 2x, last: October 2, 1999 @ ARI (7th inning)

Club Pitching

Hits Allowed	10, August 6, 2007 @ STL (5th Inning)
Runs Allowed	13, July 15, 1997 vs. SF (7th Inning)
Earned Runs Allowed	12, July 15, 1997 vs. SF (7th Inning)
Singles Allowed	8, 4x, last: June 2, 2016 vs. SEA (7th inning)
Doubles Allowed	4, 12x, last: June 16, 2019 @ COL (6th Inning)
Triples Allowed	3, 4x, last: April 9, 2006 vs. COL (5th Inning)
Home Runs Allowed	4, 3x, last: September 29, 2021 @ LAD (8th Inning)
Walks Allowed	7, August 30, 2011 @ LAD (2nd Inning)
Wild Pitches	4, June 28, 1969 vs. LAD (3rd Inning)
Pitchers Used	5, 3x, last: September 20, 2012 @ ARI (9th inning)

Club Fielding

Errors Committed	4, September 15, 1977 vs. ATL (8th inning)
Passed Balls	2, 7x, last: May 6, 2012 vs. MIA (8th inning)

Individual Batting

Hits	2, many times, last: Adam Frazier on September 8, 2021 vs. LAA (8th Inning)
Singles	2, many times, last: Fernando Tatis Jr. on June 14, 2019 @ COL (9th Inning)
Doubles	2, 2x, last: Phil Stephenson on June 4, 1990 vs. HOU (8th Inning)
Triples	1, many times
Home Runs	1, many times
RBI	5, Bret Boone on June 26, 2000 @ LAD (2nd Inning)
Stolen Bases	3, Wil Myers on August 16, 2017 vs. PHI (4th Inning)

Individual Pitching

Hits Allowed	8, 5x, last: Robbie Erlin on September 8, 2018 @ CIN (2nd Inning)
Runs Allowed	9, 2x, last: Brett Tomko on August 9, 2002 @ CIN (1st Inning)
Earned Runs Allowed	9, Brett Tomko on August 9, 2002 @ CIN (1st Inning)
Singles Allowed	7, 5x, last: Robbie Erlin on September 8, 2018 @ CIN (2nd Inning)
Doubles Allowed	4, 7x, last: Phil Maton on June 16, 2019 @ COL (6th Inning)
Triples Allowed	3, 2x, last: Tim Scott on May 15, 1997 @ CHC (7th Inning)
Home Runs Allowed	4, Craig Stammen on June 9, 2019 vs. WSH (8th Inning)
Walks Allowed	6, Tim Stauffer on August 30, 2011 @ LAD (2nd Inning)

DOUBLEHEADER RECORDS

Club General

Padres Players Used, Both Games	41 on May 30, 1977 @ SF
Opposing Players Used, Both Games	43 on September 21, 1988 @ LAD
Players Used by Both Teams, Both Games	75 on September 25, 1986 @ LAD
Longest Games, Innings	30 on September 24, 1971 vs. HOU (G1: 21 innings and G2: 9 innings)
Longest Games, Time	7:39 on September 24, 1971 vs. HOU (G1 at 5:25 and G2 at 2:14)

Club Batting

Strikeouts	23 on September 2, 2017 vs. LAD (G1: 9 and G2: 14)
Strikeouts, Extra-Inning Games	23, 2x, last: May 8, 1970 @ MON (G1: 11 and G2: 12)
Strikeouts, Both Teams	43 on July 8, 1995 @ HOU (G1: 31 and G2: 12)

Club Pitching

Strikeouts	26 on May 29, 1971 vs. NYM (G1: 10 and G2: 16)
Strikeouts, Both Teams	43 on July 8, 1995 @ HOU (G1: 31 and G2: 12)
Pitchers Used, Padres	13 on May 30, 1977 @ SF (G1:6 and G2:7)
Pitchers Used, Padres in Extra-Innings	15 on June 16, 1985 @ SF (G1: 5 and G2: 10 in 13 innings)
Strikeouts, Both Teams	43 on July 8, 1995 @ HOU (G1: 31 and G2: 12)

Individual Batting

Hits	7, 6x, last: Tony Gwynn on September 29, 1999 @ STL
Doubles	5, Mike Ivie on May 30, 1977 @ SF
Home Runs	5, Nate Colbert on August 1, 1972 @ ATL
RBI	13, Nate Colbert on August 1, 1972 @ ATL
XBH	5, 3x, last: Sixto Lezcano on July 31, 1982 @ CIN
Total Bases	22, Nate Colbert on August 1, 1972 @ ATL

Individual Pitching

Won Both Games	Bob Miller on June 23, 1971 vs. HOU
Lost Both Games	Mark Thurmond on June 16, 1985 @ SF
Saves in Both Games	Fernando Rodney on May 11, 2016 @ CHC
Runs Scored in a Loss	14, August 29, 2001 @ STL (14-16)

HISTORY & RECORDS



CONSECUTIVE RECORDS

Club General

Games Won, Overall	14 (June 18-July 2, 1999)
Games Won, Home	11 (May 2-31, 2005)
Games Won, Road	8 (April 19-May 14, 2006)
Games Won vs. Any One Club, Home	15 (April 16, 1993-August 12, 1995 vs. STL)
Games Won vs. Any One Club, Road	11 (September 19, 2009-August 11, 2012 @ PIT)
Games Lost, Overall	13 (May 8-21, 1994)
Games Lost, Home	12 (May 22-June 10, 1972)
Games Lost, Road	13 (April 25-May 18, 1971)
Games Lost vs. Any One Club, Home	14 (April 8, 1973-September 26, 1974 vs. LAD)
Games Lost vs. Any One Club, Road	14 (May 4, 1993-May 24, 1995 @ MON)

Club Batting

Hits in One Game, Padres	8, 4x, last: September 8, 2017 @ ARI
Hits in One Game, Opponent	10 (August 6, 2007 @ STL)
Batters Hitting Home Runs, Padres	3, 4x, last: April 1, 1997 vs. NYM (Gomez, Henderson, Veras in 6th inning)
Batters Reaching Base Safely, Opponents	10, 2x, last: September 8, 2017 @ ARI

Club Pitching

Shutouts, Won	4 (July 28-31, 1984)
Shutouts vs. One Club	2, 20x, last: May 1 and 2, 2012 vs. MIL
Strikeouts in One Game, Relievers	9, September 12, 2018 @ SEA (José Castillo and Craig Stammen, Trey Wingenter, Robert Stock)
Scoreless Innings Pitched, Padres	40.2, July 28 (7th inning) - August 1 (1st inning), 1984
Scoreless Innings Pitched, Opponents	37.2, July 21-24, 1971
Scoreless Innings Pitched vs. Single Club	31.0, April 22 (4th inning)-July 26 (8th inning), 1988 vs. HOU
Hitless Innings To Start Game	8.2, 2x, last: July 9, 2011 @ LAD (five pitchers)

Club Pitching

Shutouts, Won	4 (July 28-31, 1984)
Shutouts vs. One Club	2, 20x, last: May 1 and 2, 2012 vs. MIL
Strikeouts in One Game, Relievers	9, September 12, 2018 @ SEA (José Castillo and Craig Stammen, Trey Wingenter, Robert Stock)
Scoreless Innings Pitched, Padres	40.2, July 28 (7th inning) - August 1 (1st inning), 1984
Scoreless Innings Pitched, Opponents	37.2, July 21-24, 1971
Scoreless Innings Pitched vs. Single Club	31.0, April 22 (4th inning)-July 26 (8th inning), 1988 vs. HOU
Hitless Innings To Start Game	8.2, 2x, last: July 9, 2011 @ LAD (five pitchers)

Club Fielding

Games Without an Error	11, 2x, last: April 14-26, 2013
Games Without an Error to Begin a Season	5 (April 5-9, 1988)
Innings without an Error	108.0, August 16 (4th inning)-August 29 (2nd inning), 2010
Most Errorless Games, Single Season	107 (2010)
Games With 1+ Error	18 (June 5-22, 1971)
Games with a Double Play, Padres	14, 2x, last: September 3-17, 2002
Games with a Double Play, Opponents	18 (May 13-June 2, 1986)

Individual General

Games Played	305, Steve Garvey (1984-1986)
Successful Stolen Base Attempts	28, Everth Cabrera (September 25, 2010 - August 25, 2012)

Individual Batting

Hitting Streak	34 games, Benito Santiago (August 25-October 2, 1987)
Hits Without Making an Out	8, 5x, last: Kevin Kouzmanoff (August 12-13, 2009)
Times Reaching Base Safely (via H, BB and HBP)	13, Brian Giles (June 19-22, 2005)
Games with a Home Run	6, Graig Nettles (August 11-22, 1984)
At Bats with a Home Run, Same Batter	3, 11x, last: Hunter Renfroe (July 24-25, 2018)
Hits as a Pinch Hitter	6, 2x, last: Brett Wallace (August 23 - September 4, 2015)

Individual Pitching

Winning Decisions, Starter	11, 3x, last: Kevin Brown (May 26-August 5, 1998)
Winning Decisions, Reliever	11, Butch Metzger (September 22, 1975-August 8, 1976)
Losing Decisions	11, Gary Ross (May 4-August 20, 1969)
Complete Games	5, 2x, last: Randy Jones (1976)
Winning Decisions vs. Single Club	11, Jake Peavy (September 22, 2004-September 25, 2008 vs. LAD)
Hitless Innings to Start Game	8.2, Steve Arlin (July 18, 1972 vs. PHI)
Hitless Innings	12.1, Bill Laxton (July 14-August 12, 1974)
Shutouts	3, 2x, last: Randy Jones (May 6-16, 1980)
Scoreless Innings, Starter	30.0, Randy Jones (1980)
Scoreless Innings, Reliever	33.2, Cla Meredith (2006)
Strikeouts	9, Jake Peavy (April 25, 2007)
Batters Retired	28, 2x, last: Mike Adams (March 31-April 20, 2011)
Batters Retired, Single Game	25, Bob Shirley (April 22, 1977 vs. HOU)
Walkless Innings	68.0, Randy Jones (May 17-June 22, 1976)

HISTORY & RECORDS

CONSECUTIVE RECORDS

Longest Hitting Streak

Rank	Player	Games	Year
1	Benito Santiago	34	1987
2	John Flaherty	27	1996
3	Tony Gwynn	25	1983
4	Bip Roberts	23	1994
5	Bobby Brown	21	1983
	Steve Finley	21	1996
7	Tony Gwynn	20	1997
8	Tony Gwynn	19	1997
	Tony Fernandez	19	1992
10	Eric Owens	18	1999
	Tony Gwynn	18	1988
	Chris James	18	1989
	Gary Sheffield	18	1992

Longest Winning Streaks

Rank	Games	Dates	Year
1	14	June 18-July 2, 1999	1987
2	11	June 7-19, 1998	1996
	11	April 14-27, 1982	1983
4	10	July 25-August 4, 1978	1994
	10	May 15-May 25, 2009	1983
6	9	April 30-May 8, 2006	1996
	9	May 4-May 23, 2021	2021

ROOKIE BATTING RECORDS

Games			
1	Ozzie Smith	1978	159
2	Bill Almon	1977	155
	Yonder Alonso	2012	155
4	Dave Campbell	1970	154
5	Josh Barfield	2006	150
	Mike Champion	1977	150

AVG			
1	Benito Santiago	1987	.300
2	Juan Bonilla	1981	.290
3	Gene Richards	1977	.290
4	Josh Barfield	2006	.280
5	Kevin Kouzmanoff	2007	.275

OBP			
1	Gene Richards	1977	.363
2	Khalil Greene	2004	.349
3	Yonder Alonso	2012	.348
4	Carmelo Martinez	1984	.340
5	Juan Bonilla	1981	.337

SLG			
1	Benito Santiago	1987	.467
2	Kevin Kouzmanoff	2007	.457
3	Khalil Greene	2004	.446
4	Jedd Gyorko	2013	.444
5	Josh Barfield	2006	.423

Hits			
1	Benito Santiago	1987	164
2	Bill Almon	1977	160
3	Gene Richards	1977	152
	Ozzie Smith	1978	152
5	Josh Barfield	2006	151

Doubles			
1	Yonder Alonso	2012	39
2	Benito Santiago	1987	33
3	Josh Barfield	2006	32
4	Khalil Greene	2004	31
5	Kevin Kouzmanoff	2007	30

Triples			
1	Bill Almon	1977	11
	Gene Richards	1977	11
3	Everth Cabrera	2009	8
4	Cito Gaston	1969	7
	Stan Jefferson	1987	7
	Jerry Morales	1972	7
	Luis Salazar	1980	7
	Manuel Margot	2017	7

Home Runs			
1	Hunter Renfroe	2017	26
2	Jedd Gyorko	2013	23
3	Fernando Tatis Jr.	2019	22
4	Ryan Schimpf	2016	20
	Christian Villanueva	2018	20

RBI			
1	Benito Santiago	1987	79
2	Kevin Kouzmanoff	2007	74
3	Carmelo Martinez	1984	66
4	Khalil Greene	2004	65
5	Jedd Gyorko	2013	63

Runs Scored			
1	Roberto Alomar	1988	84
2	Gene Richards	1977	79
3	Ricky Gutierrez	1993	76
4	Bill Almon	1977	75
5	Josh Barfield	2006	72

AB			
1	Bill Almon	1977	613
2	Ozzie Smith	1978	590
3	Dave Campbell	1970	581
4	Enzo Hernandez	1971	549
	Yonder Alonso	2012	549

BB			
1	Carmelo Martinez	1984	68
2	Yonder Alonso	2012	62
3	Gene Richards	1977	60
4	Enzo Hernandez	1971	54
5	Khalil Greene	2004	53

SO			
1	Hunter Renfroe	2017	140
2	Jedd Gyorko	2013	123
3	Cito Gaston	1969	117
4	Dave Campbell	1970	115
5	Bill Almon	1977	114

SB			
1	Gene Richards	1977	56
2	Ozzie Smith	1978	40
3	Stan Jefferson	1987	34
4	Alan Wiggins	1982	33
5	Travis Jankowski	2016	30

All club records are only in seasons with at least 162 games played



HISTORY & RECORDS

ROOKIE PITCHING RECORDS

Wins			
1	Bob Shirley	1977	12
2	Butch Metzger	1976	11
3	Matt Clement	1999	10
	Eric Show	1982	10
5	11 tied with		9

Losses			
1	Clay Kirby	1969	20
2	Steve Arlin	1971	19
3	Bob Shirley	1977	18
4	Bill Greif	1972	16
5	Joe McIntosh	1975	15

Winning Percentage			
1	Butch Metzger	1976	.733
2	Eric Show	1982	.625
3	Joey Hamilton	1994	.600
4	Jimmy Jones	1987	.563
	Chris Paddack	2019	.563

Appearances			
1	Butch Metzger	1976	77
2	Larry Hardy	1974	76
3	Akinori Otsuka	2004	73
4	Luke Gregerson	2009	72
5	Kevin Walker	2000	70

Games Started			
1	Clay Kirby	1969	35
	Bob Shirley	1977	35
3	Steve Arlin	1971	34
4	Matt Clement	1999	31
	Dave Freisleben	1974	31

Complete Games			
1	Steve Arlin	1971	10
2	Dave Freisleben	1974	6
	Randy Jones	1973	6
4	Dan Spillner	1974	5
5	Four tied with		4

Shutouts			
1	Steve Arlin	1971	4
2	Eight tied with		2

Saves			
1	Butch Metzger	1976	16
2	Luis DeLeon	1982	15
3	Al Severinsen	1971	8
4	Dale Thayer	2012	7
5	Frank Reberger	1969	6
	Greg Harris	1989	6
	Kevin Quackenbush	2014	6

IP			
1	Steve Arlin	1971	2272
2	Clay Kirby	1969	2152
3	Bob Shirley	1977	2140
4	Dave Freisleben	1974	2112
5	Al Santorini	1969	1842

ERA			
1	Steve Arlin	1971	3.48
2	Dave Freisleben	1974	3.66
3	Joe McIntosh	1975	3.69
4	Bob Shirley	1977	3.70
5	Chris Welsh	1981	3.78


SO			
1	Steve Arlin	1971	156
2	Cory Luebke	2011	154
3	Chris Paddack	2019	153
4	Bob Shirley	1977	146
5	Joey Lucchesi	2018	145

BB			
1	Dave Freisleben	1974	112
2	Steve Arlin	1971	103
3	Clay Kirby	1969	100
	Bob Shirley	1977	100
5	Matt Clement	1999	86

Opponent AVG			
1	Dave Freisleben	1974	.242
2	Steve Arlin	1971	.244
3	Clay Kirby	1969	.252
4	Bob Shirley	1977	.259
5	Dave Roberts	1970	.261

SO/9			
1	Matt Clement	1999	6.73
2	Steve Arlin	1971	6.17
3	Bob Shirley	1977	6.14
4	Mike Caldwell	1972	5.61
5	Dave Freisleben	1974	5.53

Min. 162.0 IP for SO/9, ERA and Opponents AVG.
Min. 15 decisions for Winning Percentage



HISTORY & RECORDS

BATTING RECORDS BY POSITION

Games			
C	Benito Santiago	1991	151
1B	Steve Garvey	1985	162
2B	Roberto Alomar	1989	157
	Alan Wiggins	1984	157
3B	Chase Headley	2012	159
SS	Freddy Galvis	2018	160
OF	Brian Giles	2004	159
	Tony Gwynn	1986	159

Batting AVG			
C	Terry Kennedy	1981	.303
1B	Wally Joyner	1997	.324
2B	Mark Loretta	2004	.335
3B	Gary Sheffield	1992	.330
SS	Fernando Tatis Jr.	2019	.317
OF	Tony Gwynn	1994	.396

OBP			
C	Gene Tenace	1977	.448
1B	Jack Clark	1990	.438
2B	Mark Loretta	2004	.391
3B	Ken Caminiti	1996	.409
SS	Fernando Tatis Jr.	2019	.379
OF	Tony Gwynn	1994	.456

SLG			
C	Mike Piazza	2006	.514
1B	Fred McGriff	1992	.557
2B	Mark Loretta	2004	.495
3B	Ken Caminiti	1996	.623
SS	Fernando Tatis Jr.	2021	.611
OF	Greg Vaughn	1998	.590

Hits			
C	Benito Santiago	1987	164
1B	Steve Garvey	1985	184
2B	Mark Loretta	2004	208
3B	Gary Sheffield	1992	183
SS	Tony Fernandez	1992	171
OF	Tony Gwynn	1987	217

Doubles			
C	Terry Kennedy	1982	40
1B	Adrian Gonzalez	2007	46
2B	Mark Loretta	2004	47
3B	Ken Caminiti	1996	37
SS	Khalil Greene	2007	44
OF	Tony Gwynn	1997	48

Triples			
C	Nick Hundley	2011	5
	Benito Santiago	1990	5
1B	Ryan Klesko	2001	6
	Steve Garvey	1985	6
2B	Jeff Gardner	1993	7
	Alan Wiggins	1984	7
	Jake Cronenworth	2021	7
3B	Sean Burroughs	2003	6
	Luis Salazar	1980	6
SS	Bill Almon	1977	11
OF	Tony Gwynn	1987	13
	Dave Roberts	2006	13

HR			
C	Mike Piazza	2006	20
1B	Adrian Gonzalez	2009	39
2B	Jedd Gyorko	2013	23
3B	Phil Nevin	2001	41
SS	Fernando Tatis Jr.	2021	42
OF	Greg Vaughn	1998	50

RBI			
C	Terry Kennedy	1983	93
1B	Adrian Gonzalez	2008	119
2B	Mark Loretta	2004	76
3B	Ken Caminiti	1996	130
SS	Khalil Greene	2007	97
	Fernando Tatis Jr.	2021	97

OF	Dave Winfield	1979	118
----	---------------	------	-----


Runs Scored			
C	Terry Kennedy	1982	70
1B	Ryan Klesko	2001	105
2B	Mark Loretta	2004	108
3B	Ken Caminiti	1996	109
SS	Fernando Tatis Jr.	2021	99
OF	Steve Finley	1996	124

AB			
C	Benito Santiago	1991	577
1B	Steve Garvey	1985	654
2B	Roberto Alomar	1989	622
3B	Kevin Kouzmanoff	2008	624
SS	Tony Fernandez	1992	622
OF	Steve Finley	1996	653

BB			
C	Gene Tenace	1977	88
1B	Jack Clark	1989	120
2B	Quilvio Veras	1998	83
3B	Chase Headley	2012	86
SS	Ozzie Smith	1980	71
OF	Rickey Henderson	1996	121

SO			
C	Derek Norris	2016	135
1B	Wil Myers	2017	180
2B	Damian Jackson	2001	124
3B	Chase Headley	2012	155
SS	Fernando Tatis Jr.	2021	153
OF	Mike Cameron	2007	160

SB			
C	Benito Santiago	1987	21
1B	Alan Wiggins	1983	28
	Wil Myers	2016	28
2B	Alan Wiggins	1984	68
3B	Luis Salazar	1982	29
SS	Ozzie Smith	1980	57
OF	Gene Richards	1980	61





HISTORY & RECORDS



RELIEF PITCHING RECORDS

Wins			
1	Butch Metzger	1976	11
	Rollie Fingers	1980	11
3	Goose Gossage	1984	10
	Dan Miceli	1998	10
5	Six tied with		9

IP			
1	Rollie Fingers	1977	132.1
2	Butch Metzger	1976	123.1
	Lance McCullers	1987	123.1
4	Dan Spillner	1977	123.0
5	Greg Harris	1990	117.1

Opponent AVG			
1	Tim Worrell	1996	.137
2	Joaquin Benoit	2014	.151
3	Mike Adams	2011	.155
4	Joaquin Benoit	2015	.159
5	Ryan Buchter	2016	.160

Losses			
1	Rollie Fingers	1978	13
2	Gary Lucas	1982	10
	Lance McCullers	1987	10
	Mark Davis	1988	10
5	Three tied with		9

ERA			
1	Cla Meredith	2006	1.07
2	Kirby Yates	2019	1.19
3	Bob Miller	1971	1.41
4	Trevor Hoffman	1998	1.48
5	Joaquin Benoit	2014	1.49

SO/9			
1	Kirby Yates	2019	14.98
2	Kirby Yates	2017	14.07
3	Craig Kimbrel	2015	13.20
4	Brad Hand	2018	13.20
5	Kirby Yates	2018	12.86

Winning Percentage			
1	Scott Linebrink	2005	.889
2	Kevin Walker	2000	.875
	Rudy Seanez	2005	.875
4	Mark Grant	1989	.800
5	Two tied with		.778

SO			
1	Lance McCullers	1987	126
2	Rollie Fingers	1977	113
3	Trevor Hoffman	1996	111
	Trevor Hoffman	1997	111
	Brad Hand	2016	111

Appearances			
1	Craig Lefferts	1986	83
2	Brad Hand	2016	82
3	Heath Bell	2007	81
4	Luke Gregerson	2010	80
	Cla Meredith	2007	80

BB			
1	Dan Spillner	1977	60
2	Lance McCullers	1987	59
3	John D'Acquisto	1979	57
4	Lance McCullers	1988	55
5	Butch Metzger	1976	52

HISTORY & RECORDS

LAST TIME IT HAPPENED

Batting

Hit For the Cycle	Jake Cronenworth (July 16, 2021 @ WSH)
Hit For the Cycle, Opponent	Greg Colbrunn (September 18, 2002 vs. ARI)
Inside-the-Park Home Run	Jake Cronenworth (August 17, 2021 @ COL, 7th inning, off German Marquez)
Inside-the-Park Home Run, Opponent	Ian Desmond (June 14, 2019 @ COL, 6th inning, off Miguel Diaz)
Home Runs from Both Sides of the Plate	Yangervis Solarte (May 27, 2016 vs. ARI)
Two Home Runs, Single Game	Wil Myers (October 1, 2020 vs. STL, Wild Card)
Three Home Runs, Single Game	Fernando Tatis Jr. (June 25, 2021 vs. ARI)
Leadoff Home Run	Tommy Pham (August 3, 2021 @ OAK, off Sean Manaea)
Grand Slam	Manny Machado (September 25, 2021 vs. ATL 5th inning, off Huascar Ynoa)
Grand Slam, Opponent	Dylan Carlson (September 17, 2021 @ STL, 8th inning, off Ross Detwiler)
Pinch-Hit Grand Slam	Hunter Renfro (May 5, 2019 vs. LAD, 9th inning, off Kenley Jansen)
Pinch-Hit Grand Slam, Opponent	Pat Valaika (September 16, 2017 @ COL, 7th inning, off Cory Mazzoni)
Two Grand Slams in Single Game, Opponent	Moises Alou (1st inning) and Gary Sheffield (5th inning), April 28, 1997 @ FL
Grand Slam by Pitcher	Daniel Camarena (July 8, 2021 vs. WSH, 4th inning, off Max Scherzer)
Walk-Off Home Run	Jake Cronenworth (September 5, 2021 vs. HOU, 9th inning, off Ryne Stanek)
Home Run by Pitcher	Ryan Weathers (July 24, 2021 @ MIA, 3rd inning, off Braxton Garrett)
Home Run by Pitcher, Opponent	Logan Webb (October 3, 2021 @ SF), 5th inning off Nabil Crismatt)
Back-to-Back Home Runs	Trent Grisham and Ha-Seong Kim (September 23, 2021 vs. SF, 6th inning, off Jose Quintana)
Back-to-Back-to-Back Home Runs	Chris Gomez, Rickey Henderson, Quilvio Veras (April 1, 1997 vs. NYM)
Back-to-Back-to-Back Home Runs to Start a Game	Marvell Wynne, Tony Gwynn and John Kruk (April 13, 1987 vs. SF)
Four Home Runs, Single Inning	May 17, 2001 at New York-NL (3rd inning)
Three Players with Four-or-More Hits	Carlos Asuaje, Jose Pirela, Matt Szczur (July 21, 2017 @ SF)
Five Hits, Single Game	Manuel Margot (July 8, 2018 @ ARI)
Six Hits, Single Game	Adrian Gonzalez (August 11, 2009 @ MIL)
Six RBI, Single Game	Fernando Tatis Jr. (May 23, 2021 vs. SEA)
Seven RBI, Single Game	Wil Myers (July 16, 2021 @ WSH)
Three-or-More Steals, Single Game	Wil Myers, 3, (April 24, 2021 @ LAD)
Two-Hits, Single Inning	Adam Frazier (September 8, 2021 vs. LAA, 2nd inning)
Two-Singles, Single Inning	Fernando Tatis Jr. (June 14, 2019 @ COL, 9th inning)
Two Doubles, Single Inning	Phil Stephenson (June 4, 1990 vs. HOU, 8th inning)
Two Triples, Single Inning	Never
Two Home Runs, Single Inning	Never
Five RBI, Single Inning	Bret Boone (June 26, 2000 @ LAD, 2nd inning)
Five Strikeouts, Single Game	Chase Headley (June 7, 2009 vs. ARI, 18 innings)
10-or-More Runs, Single Inning	10 (April 12, 2010 vs. ATL, 4th inning)

Pitching

No-Hitter	Joe Musgrove (April 9, 2021 @ TEX)
No-Hitter, Opponent	Tyler Gilbert (August 14, 2021 @ ARI)
No-Hitter, Petco Park	Tim Lincecum (July 13, 2013 vs. SF)
One-Hitter	Jordan Lyles, Kirby Yates and Brad Hand (May 15, 2018 vs. COL)
One-Hitter, Opponent	Max Scherzer and Justin Bruhl (September 12, 2021 @ LAD)
Two Consecutive Complete Games	May 26, 2005 @ ARI (Jake Peavy) and May 27, 2005 @ SF (Brian Lawrence)
Three Consecutive Complete Games	September 24-25, 1988 vs. HOU and September 26-27, 1988 vs. LAD (4 complete games)
Back-to-Back Shutouts	May 11, 2016 @ CHC and May 12, 2016 @ MIL
Back-to-Back-to-Back Shutouts	April 23-24, 1988 vs. HOU and April 26, 1988 vs. STL
Back-to-Back-to-Back-to-Back Shutouts	July 28-29, 1984 vs. HOU and July 30-31, 1984 vs. LAD
Back-to-Back Complete Games	May 26, 2005 @ ARI (Jake Peavy) and May 27, 2005 @ SF (Brian Lawrence)
Back-to-Back Complete Game Shutouts	August 14-16, 1998 vs. MIL, Sterling Hitchcock and Kevin Brown

HISTORY & RECORDS



LAST TIME IT HAPPENED

Defensive

Triple Play	June 10, 2010 @ NYM (G2), turned by Chase Headley (3B), Lance Zawadzki (2B) and Adrian Gonzalez (1B).
Triple Play, Opponent	August 7, 2016 vs. PHI (Jabari Blash in the 7th)
Committed Four Errors	April 18, 2017 vs. ARI
Committed Five Errors	May 17, 2002 vs. NYM
Committed Six Errors	June 1, 1990 vs. ATL
Turned Five Double Plays	July 3, 2018 @ OAK
Turned Six Double Plays	August 28, 2016 @ MIA

Baserunning

Straight Steal of Home	Melvin Upton Jr. (June 3, 2016 vs. COL)
Straight Steal of Home, Opponent	Elvis Andrus (September 1, 2015 vs. TEX)
Steal of Home in a Double Steal	Manuel Margot (July 13, 2019 vs. ATL)
Steal of Home in a Double Steal, Opponent	Kike Hernandez (April 6, 2017 @ LAD)
Stolen Base by a Pitcher	Tyson Ross (July 1, 2018 vs. PIT)
Stolen Base by a Pitcher, Opponent	Shohei Ohtani (August 14, 2018 vs. LAA)



All-Time Triple Plays Turned by San Diego (8)

Date	Opponent	Batter	Inn.	Players Involved
August 13, 1969	vs. CHC	Williams	1	J. Niekro (P) to Dean (SS)
August 1, 1971	vs. ATL	Brown	7	Mason (2B) to Colbert (1B) to Hernandez (SS)
June 4, 1972	vs. CHC	Hundley	9	Robles (SS) to Thomas (2B) to Colbert (1B)
April 11, 1978	@ ATL	P. Niekro	2	Almon (3B) to Thomas (2B) to Richards (1B)
July 31, 1983	vs. ATL	Hubbard	4	Templeton (SS) to Flannery (2B) to Bevacqua (1B)
April 9, 1989	@ HOU	Caminiti	8	Salazar (3B) to Alomar (2B) to Clark (1B) to Parent (C)
May 19, 1997	@ CIN	Taubensee	1	Ashby (P) to Gomez (SS) to Cianfrocco (1B)
June 10, 2010 (G2)	@ NYM	Tejada	2	Headley (3B) to Zawadzki (2B) to Gonzalez (1B)

HISTORY & RECORDS

1984 NL CHAMPIONSHIP SERIES

The 1984 Padres became the first team in NLCS play and only the second team in Championship Series history to come back from a 2-0 deficit to win the series (1982 Milwaukee Brewers in the ALCS). The Chicago Cubs hit six home runs in the first two games at Wrigley Field, winning 13-0 and 4-2. But in their return home to San Diego, consecutive record-breaking crowds filled San Diego/Jack Murphy Stadium as the Padres swept the trio of home games, advancing to their first-ever World Series. First baseman Steve Garvey hit .400 (8-for-20) in the five games en route to his second-career NLCS MVP Award. In Game 4, Garvey went 4-for-5 with a dramatic two-run HR off Cubs' ace reliever Lee Smith in the bottom of the ninth. The Padres rallied from a three-run deficit in the fifth game, with Craig Lefferts earning the win in each of the final two games.



Game 1

October 2 @ CHC

	1	2	3	4	5	6	7	8	9	R	H	E
SD	0	0	0	0	0	0	0	0	0	0	6	1
CHC	2	0	3	0	6	2	0	0	x	13	16	0

WP (Sutcliffe) LP (Show) SV (none)

Game 2

October 3 @ CHC

	1	2	3	4	5	6	7	8	9	R	H	E
SD	0	0	0	1	0	1	0	0	0	2	5	0
CHC	1	0	2	1	0	0	0	0	x	4	8	1

WP (Trout) LP (Thurmond) SV (Smith)

Game 3

October 4 vs. CHC

	1	2	3	4	5	6	7	8	9	R	H	E
CHC	0	1	0	0	0	0	0	0	0	1	5	0
SD	0	0	0	0	3	4	0	0	x	7	11	0

WP (Trout) LP (Thurmond) SV (Smith)

Game 4

October 6 vs. CHC

	1	2	3	4	5	6	7	8	9	R	H	E
CHC	0	0	0	3	0	0	0	2	0	5	8	1
SD	0	0	2	0	1	0	2	0	2	7	11	0

WP (Lefferts) LP (Smith) SV (none)

Game 5

October 7 vs. CHC

	1	2	3	4	5	6	7	8	9	R	H	E
CHC	2	1	0	0	0	0	0	0	0	3	5	1
SD	0	0	0	0	2	4	0	x	6	8	0	0

WP (Lefferts) LP (Sutcliffe) SV (Gossage)



shoot short p. 2 per m v g
1984 SAN DIEGO PADRES



23 - Dick Williams




33 - Harry Dunlop




29 - Deacon Jones



34 - Jack Krol



46 - Norm Sherry



32 - Ozzie Virgil



7 - Kurt Bevacqua



26 - Bobby Brown





HISTORY & RECORDS

1984 WORLD SERIES

In San Diego's first trip to the World Series, the Padres went head-to-head with the Detroit Tigers, who finished the regular season with a Major League-best 104-58 record. The Tigers won Game 1 at San Diego's Jack Murphy Stadium, with the Padres tying the series with a 5-3 win in Game 2. Kurt Bevacqua went 3-for-4 in Game 2 with a fifth-inning, three-run home run, and he hit .412 (7-for-17) with two doubles, two homers and four RBI in the series. Andy Hawkins earned the win in Game 2, working 5.1 shutout innings of one-hit relief. Following the Padres Game 2 victory, the Tigers swept the final three contests to win their fourth World Championship in Detroit Tigers' history.



Game 1

October 9 vs. DET

	1	2	3	4	5	6	7	8	9	R	H	E
DET	1	0	0	0	2	0	0	0	0	3	8	0
SD	2	0	0	0	0	0	0	0	0	2	8	1

WP (Morris) LP (Thurmond) SV (none)

Game 2

October 10 vs. DET

	1	2	3	4	5	6	7	8	9	R	H	E
DET	3	0	0	0	0	0	0	0	0	3	7	3
SD	1	0	0	1	3	0	0	0	0	x	5	11

WP (Hawkins) LP (Petry) SV (Leffertz)

Game 3

October 12 @ DET

	1	2	3	4	5	6	7	8	9	R	H	E
SD	0	0	1	0	0	0	1	0	0	2	10	0
DET	0	4	1	0	0	0	0	0	x	5	7	0

WP (Wilcox) LP (Lollar) SV (Hernandez)

Game 4

October 13 @ DET

	1	2	3	4	5	6	7	8	9	R	H	E
SD	0	1	0	0	0	0	0	0	1	2	5	2
DET	2	0	2	0	0	0	0	0	x	4	7	0


WP (Morris) LP (Show) SV (none)

Game 5

October 14 @ DET

	1	2	3	4	5	6	7	8	9	R	H	E
SD	0	0	1	2	0	0	0	1	0	4	10	1
DET	3	0	0	0	1	0	1	3	x	8	11	1

WP (Lopez) LP (Hawkins) SV (Hernandez)



HISTORY & RECORDS

1996 NL DIVISION SERIES

After winning the West on the last day of the regular season, the Padres were swept in the Division Series by the St. Louis Cardinals, the National League Central Champions. In Game 3, a sellout crowd of 53,899 fans at Jack Murphy Stadium cheered wildly as the Padres erased 1-0 and 5-4 deficits. Following the heartbreaking loss, San Diego fans stood and cheered the Padres, who returned to the field from the clubhouse and recognized the fans for keeping the faith during an unforgettable 1996 season.



Game 1

October 1 @ STL

	1	2	3	4	5	6	7	8	9	R	H	E
SD	0	0	0	0	0	1	0	0	0	1	8	1
STL	3	0	0	0	0	0	0	0	x	3	6	0

WP (Stottlemire) LP (Hamilton) SV (Eckersley)

Game 2

October 3 @ STL

	1	2	3	4	5	6	7	8	9	R	H	E
SD	0	0	0	0	1	2	0	1	0	4	6	0
STL	0	0	1	0	3	0	0	1	x	5	5	1

WP (Honeycutt) LP (Bochtler) SV (Eckersley)

Game 3

October 5 vs. STL

	1	2	3	4	5	6	7	8	9	R	H	E
STL	1	0	0	0	0	3	1	0	2	7	13	1
SD	0	2	1	1	0	0	0	1	0	5	11	2

WP (Mathews) LP (Hoffman) SV (Eckersley)





HISTORY & RECORDS

1998 NL DIVISION SERIES

After winning the NL West by 9.5 games with a franchise-best 98-64 record, the Padres defeated the Central Division Champion Houston Astros in four games.

In Game 1 against Randy Johnson, Padres' starter Kevin Brown fanned a Division Series-record 16 batters and allowed only two hits in 8.0 shutout innings, en route to the Padres' their first playoff win since 1984. 65,235 fans filled Qualcomm Stadium Upon their return to San Diego, and on just three day's rest, Kevin Brown limited the Astros to one run on three hits over 6.2 innings, and Trevor Hoffman struck out the side in the ninth to preserve the 2-1 win. In Game 4, Sterling Hitchcock defeated Randy Johnson, allowing one run on three hits and 11 strikeouts over 6.0 innings.



Game 1													
September 29 @ HOU													
	1	2	3	4	5	6	7	8	9	R	H	E	
SD	0	0	0	0	0	0	1	0	1	0	2	9	1
HOU	0	0	0	0	0	0	0	0	0	1	1	4	0
WP (Brown) LP (Johnson) SV (Hoffman)													

Game 2												
October 1 @ HOU												
	1	2	3	4	5	6	7	8	9	R	H	E
SD	0	0	0	0	0	2	0	0	2	4	8	1
HOU	1	0	2	0	0	0	0	1	1	5	11	1
WP (Wagner) LP (Miceli) SV (none)												

Game 3												
October 3 vs. HOU												
	1	2	3	4	5	6	7	8	9	R	H	E
HOU	0	0	0	0	0	0	1	0	0	1	4	0
SD	0	0	0	0	0	1	1	0	x	2	3	0
WP (Miceli) LP (Elarton) SV (Hoffman)												

Game 4												
October 4 vs. HOU												
	1	2	3	4	5	6	7	8	9	R	H	E
HOU	0	0	0	1	0	0	0	0	0	1	3	1
SD	0	1	0	0	0	1	0	4	x	6	7	1
WP (Hitchcock) LP (Johnson) SV (none)												





HISTORY & RECORDS

1998 NL CHAMPIONSHIP SERIES

The Padres were considerable underdogs heading to Atlanta to take on the Braves, on the Atlanta, the "team of the '90s." San Diego had not played in the NLCS in 14 years, and the start of the series opener at Turner Field was further delayed by rain by 2 hours and 1 minute. The game started at 10:16 p.m. and went into extra innings, capped by a 10th-inning solo home run from Ken Caminiti to win 3-2.

The Padres claimed Game 2 behind Kevin Brown's three-hit, complete game shutout, fanning 11 in the process. In front of 62,779 at Qualcomm Stadium in Game 3, Sterling Hitchcock and four relievers led the Friars to a 4-1 win, combining to allow one run with 12 strikeouts and out-pitching four-time Cy Young winner Greg Maddux. The Braves claimed both Games 4 and 5, and back at Turner Field, Sterling Hitchcock, the eventual NLCS MVP fanned eight in 5.0 innings of two-hit, shutout ball. The Padres plated five runs in the sixth, advancing to their second World Series with a 5-0 win.



Game 1

October 7 @ ATL

	1	2	3	4	5	6	7	8	9	10	R	H	E
SD	0	0	0	0	1	0	0	1	0	1	3	7	0
ATL	0	0	1	0	0	0	0	0	1	0	2	8	3

WP (Hoffman) LP (Lightenberg) SV (Wall)

Game 2

October 8 @ ATL

	1	2	3	4	5	6	7	8	9	R	H	E
SD	0	0	0	0	0	1	0	0	2	3	11	0
ATL	0	0	0	0	0	0	0	0	0	0	3	1

WO (Brown) LP (Glavine) SV (none)

Game 3

October 10 vs. ATL

	1	2	3	4	5	6	7	8	9	R	H	E
ATL	0	0	1	0	0	0	0	0	0	1	8	2
SD	0	0	0	0	2	0	0	2	x	4	7	0

WO (Hitchcock) LP (Maddux) SV (Hoffman)

Game 4

October 11 vs. ATL

	1	2	3	4	5	6	7	8	9	R	H	E
ATL	0	0	0	1	0	1	6	0	0	8	12	0
SD	0	0	2	0	1	0	0	0	0	3	8	0

WP (Martinez) LP (Hamilton) SV (none)

Game 5

October 12 vs. ATL

	1	2	3	4	5	6	7	8	9	R	H	E
ATL	0	0	0	1	0	1	0	5	0	7	14	1
SD	2	0	0	0	0	2	0	0	2	6	10	1

WP (Rocker) LP (Brown) SV (Maddux)

Game 6

October 14 @ ATL

	1	2	3	4	5	6	7	8	9	R	H	E
SD	0	0	0	0	0	5	0	0	0	5	10	0
ATL	0	0	0	0	0	0	0	0	0	0	2	1

WP (Hitchcock) LP (Glavine) SV (none)

HISTORY & RECORDS



1998 WORLD SERIES

The Padres made their first World Series appearance in 14 years in taking on the New York Yankees, who had tied the American League record with 114 regular season wins. In the series opener at Yankee Stadium, the Friars stormed to a 5-2 lead on a two-run home run off the bat of Greg Vaughn in the third and back-to-back homers by Tony Gwynn and Vaughn in the fifth. In the seventh, New York plated seven runs with Chuck Knoblauch's game-tying, three-run homer and Tino Martinez's game-winning grand slam.

In the second game, New York scored nine runs on 14 hits in the first five innings on the way to a 9-3 win, shifting the series to the West Coast. Game 3 went scoreless until the sixth, when San Diego struck first with an RBI single by Tony Gwynn. The Padres went up 3-0, but Yankees retaliated with two runs in the seventh and three in the eighth. The Padres closed to within 5-4 in the eighth before Mariano Rivera ended the Friars' threat. In Game 4, before the largest crowd to ever see a baseball game in San Diego (65,427) the Padres and Yankees were locked in a scoreless tie until the sixth, when New York broke through against Kevin Brown on an RBI groundout. Then in the eighth, the Yanks extended the lead on an RBI single by Brosius and a sac fly by Ricky Ledee. Rivera worked out of a bases-loaded jam in the eighth and shut down the Padres in the ninth as the Yankees closed out their 24th World Series Championship.



Game 1

October 17 @ NYY

	1	2	3	4	5	6	7	8	9	R	H	E
SD	0	2	0	3	0	0	1	0	6	8	1	
NYY	0	2	0	0	0	0	7	0	x	9	9	1

WP (Wells) LP (Wall) SV (Rivera)

Game 2

October 18 @ NYY

	1	2	3	4	5	6	7	8	9	R	H	E
SD	0	0	0	0	1	0	0	2	0	3	10	1
NYY	3	3	1	0	2	0	0	0	x	9	16	0

WP (Hernandez) LP (Ashby) SV (none)

Game 3

October 20 vs. NYY

	1	2	3	4	5	6	7	8	9	R	H	E
NYY	0	0	0	0	0	2	3	0	5	9	1	
SD	0	0	0	0	3	0	1	0	4	7	1	

WP (Mendoza) LP (Hoffman) SV (Rivera)

Game 4

October 21 vs. NYY

	1	2	3	4	5	6	7	8	9	R	H	E
NYY	0	0	0	0	1	0	2	0	3	9	0	
SD	0	0	0	0	0	0	0	0	0	7	0	

WP (Pettitte) LP (Brown) SV (Rivera)

HISTORY & RECORDS

2005 NL DIVISION SERIES

The Padres, crowned National League West Champions with an 82-80 record, traveled to St. Louis to face the NL Central Champion Cardinals in the second postseason meeting between the two clubs (first: 1996 NLDS). NL strikeout leader Jake Peavy was tagged for eight runs on eight hits over 4.1 innings, and he was forced from the game by a previously injured fractured rib. The Padres plated three runs in the ninth to cut the lead to 8-5 before Ramon Hernandez struck out with the bases loaded to end the game.

Pedro Astacio started Game 2 at Busch Stadium, and though he allowed just three hits, he issued three walks. Though the Padres scored two late runs and out-hit St. Louis for a second consecutive game, they fell by a score of 6-2. The Padres returned to San Diego two days later, hosting their first-ever postseason game at Petco Park, though the Friars fell 7-4 in the final game of the series.



Game 1

October 4 @ STL		1	2	3	4	5	6	7	8	9	R	H	E
SD		0	0	0	0	0	0	1	1	3	5	13	1
STL		1	0	3	0	4	0	0	0	x	8	10	1

WP (Carpenter) LP (Peavy) SV (none)

Game 2

October 6 @ STL		1	2	3	4	5	6	7	8	9	R	H	E
SD		0	0	0	0	0	0	0	1	1	0	2	10
STL		0	0	2	2	0	0	2	0	x	6	6	0

WP (Mulder) LP (Astacio) SV (none)

Game 3

October 8 vs. STL		1	2	3	4	5	6	7	8	9	R	H	E
STL		1	4	0	0	2	0	0	0	0	0	7	13
SD		0	0	0	0	2	0	1	1	0	4	9	0

WP (Morris) LP (Williams) SV (Istringhausen)

Game 1

October 3 vs. STL		1	2	3	4	5	6	7	8	9	R	H	E
STL		0	0	0	3	1	1	0	0	0	5	12	0
SD		0	0	0	0	0	1	0	0	0	1	6	0

WP (Carpenter) LP (Peavy) SV (none)

Game 2

October 5 vs. STL		1	2	3	4	5	6	7	8	9	R	H	E
STL		0	0	0	2	0	0	0	0	0	2	10	0
SD		0	0	0	0	0	0	0	0	0	0	4	0

WP (Weaver) LP (Wells) SV (Wainwright)

Game 3

October 7 @ STL		1	2	3	4	5	6	7	8	9	R	H	E
SD		0	0	0	3	0	0	0	0	0	3	10	0
STL		0	0	0	0	0	0	0	1	0	1	5	2

WP (Young) LP (Suppan) SV (Hoffman)

Game 4

October 8 @ STL		1	2	3	4	5	6	7	8	9	R	H	E
SD		2	0	0	0	0	0	0	0	0	2	9	1
STL		2	0	0	0	0	4	0	0	x	6	7	0

WP (Carpenter) LP (Williams) SV (none)



2006 NL DIVISION SERIES

In winning its second straight National League West Division title in 2006, the Padres made back-to-back trips to the postseason for the first time in franchise history. The Padres finished with an identical 88-74 record as the Los Angeles Dodgers, but they claimed the crown after winning the season series, 13-5.

The Friars drew the St. Louis Cardinals in the first-round of the playoffs for the second consecutive year, marking the third playoff meeting between the two clubs since 1996. In Game 1, Jake Peavy took the mound, blanking the Cardinals for 3.0 innings before giving up five runs over the next 2.1 frames. 2005 National League Cy Young Award winner Chris Carpenter limited San Diego to one run in the Padres' 5-1 loss. In Game 2, veteran David Wells held St. Louis to two runs over 5.0 innings, but STL's Jeff Weaver combined with four relievers to blank San Diego 2-0 in front of 43,463 at Petco Park. In Game 3 in St. Louis, Chris Young shut out the Cardinals for 6.2 innings at the new Busch Stadium, and Trevor Hoffman pitched a perfect ninth for his first postseason save since the 1998 NLCS. The 3-1 win was the first postseason victory for the Padres since clinching the National League Pennant in 1998. In Game 4, Chris Carpenter tossed 6.0 scoreless frames against San Diego, and the eventual World Series Champion Cardinals bested the Friars 6-2.



HISTORY & RECORDS




2020 NL WILD CARD SERIES

In the 60-game regular season, shortened by the COVID-19 pandemic, the Padres clinched their 1st Postseason berth since 2006 with their 7-4 win on September 20 vs. Seattle. The Padres faced off against the St. Louis Cardinals in the Wild Card Series, losing the first game 7-4 before winning the next two 11-9 and 4-0, respectively.

In Game 2, both Fernando Tatis Jr. and Wil Myers hit two homers apiece, marking the 2nd time in MLB history that teammates homered multiple times in the same Postseason game. The other time was 88 years ago exactly by NYY's Babe Ruth and Lou Gehrig on October 1, 1932 in Game 3 of World Series @ CHC, which was the fabled game in which Ruth called his shot in the 5th inning.

The San Diego bullpen worked 6.2-or-more innings in all three games for just the second time in MLB Postseason history, and they became the 1st team in Postseason history to use 8+ pitchers in three straight games. It marked the Padres first Postseason series win since they defeated Atlanta in the 1998 NL Championship Series.



2020 NL DIVISION SERIES

The Padres faced the eventual World Series Champion Los Angeles Dodgers in the best-of-five series at Globe Life Field in Arlington, Texas. Due to the pandemic, the two teams quarantined prior to their travel to Texas, and they also stayed at the same hotel in Dallas.

In Game 1, starter Mike Clevinger (acquired by SD from Cleveland on August 31, 2020) was unable to make it out of the 2nd inning, leaving the game with an injury (would later undergo Tommy John surgery on November 17, 2020). LHP Ryan Weathers made his Major League debut in the third inning, and he worked 1.1 IP of hitless, scoreless ball while striking out 1 with 2 walks.

In Game 2, center fielder Cody Bellinger robbed Fernando Tatis Jr. of a 7th inning, go-ahead home run. Despite cutting the deficit to 6-5 in the 9th inning, the Padres had their come-from-behind threat end with the bases loaded.

In the final game of the series, San Diego fell 12-3 to the Dodgers to end the Friars' World Series bid. Adrian Morejon got the start, and the Padres used a MLB Postseason record 11 pitchers in the game. On a postgame Zoom interview, Fernando Tatis Jr. said: "This is a growing pain. We're just getting started."



NATIONAL LEAGUE 20 WILD CARD 20

Game 1

September 30 vs. STL

	1	2	3	4	5	6	7	8	9	R	H	E
STL	4	0	2	0	0	0	0	0	1	7	13	0
SD	1	1	1	0	0	1	0	0	x	4	8	0

WP (Gallegos) LP (Paddock) SV (Reyes)

Game 2

October 1 vs. STL

	1	2	3	4	5	6	7	8	9	R	H	E
STL	1	3	0	0	0	2	0	2	1	9	10	1
SD	0	0	0	2	0	4	3	2	x	11	15	2

WP (Pagán) LP (Ponce de Leon) SV (Rosenthal)

Game 3

October 2 vs. STL

	1	2	3	4	5	6	7	8	9	R	H	E
STL	0	0	0	0	0	0	0	0	0	0	4	2
SD	0	0	0	0	1	0	2	1	x	4	8	1

WP (Adams) LP (Flaherty) SV (none)

NLDS 20

Game 1

October 6 @ LAD

	1	2	3	4	5	6	7	8	9	R	H	E
SD	0	0	0	1	0	0	0	0	0	1	3	1
LAD	0	0	0	0	1	4	0	0	x	5	4	0

WP (May) LP (Richards) SV (none)

Game 2

October 7 @ LAD

	1	2	3	4	5	6	7	8	9	R	H	E
SD	0	1	0	0	0	2	0	0	2	5	9	0
LAD	0	0	3	1	0	0	2	0	x	6	11	0

WP (Kershaw) LP (Davies) SV (Kelly)

Game 3

October 8 vs. LAD

	1	2	3	4	5	6	7	8	9	R	H	E
LAD	0	1	5	1	1	0	0	0	4	12	14	1
SD	0	2	0	0	0	1	0	0	0	3	6	2

WP (Urias) LP (Morejon) SV (none)

HISTORY & RECORDS

ALL-TIME ROSTER (1969-2021)

Through the end of the 2021 season, 1,077 players have appeared in at least one game for the Padres.

A (47)			
Abner, Shawn (1987-91)	Baker, John (2012-13)	Boyd, Jason (2002)	Cash, Dave (1980)
Acosta, Ed (1971-72)	Baldschun, Jack (1969-70)	Boyer, Blaine (2014)	Cashner, Andrew (2012-16)
Adams, Austin (2020-)	Banks, Josh (2008-09)	Brach, Brad (2011-13)	Cassel, Jack (2007)
Adams, Mike (2008-11)	Bard, Josh (2006-08)	Bradley, Milton (2007)	Cassidy, Scott (2005-2006)
Adkins, Jon (2006)	Barfield, Josh (2006)	Bragg, Darren (2004)	Castilla, Vinny (2006)
Aldrete, Mike (1991)	Barker, Kevin (2002)	Branyan, Russell (2006-2007)	Castillo, Ivan (2021)
Alexander, Manny (2005-2006)	Barnes, Clint (2015)	Bravo, Angel (1971)	Castillo, José (2018-)
Alfonzo, Eliezer (2009)	Barrett, Marty (1991)	Brazelton, Dewon (2006)	Castillo, Tony (1978)
Allen, Austin (2019)	Barrett, Michael (2007-08)	Breslow, Craig (2005)	Castro, Jason (2020)
Allen, Dusty (2000)	Bartlett, Jason (2011-12)	Brewer, Colten (2018)	Cedeno, Andujar (1995-96)
Allen, Greg (2020)	Barton, Bob (1970-72, 1974)	Briggs, Dan (1979)	Cedeno, Ronny (2013)
Allen, Logan (2019)	Bass, Anthony (2011-13)	Brocail, Doug (1992-94, 2007)	Chacin, Jhoulys (2017)
Almanzar, Carlos (1999-2000)	Bass, Randy (1980-82)	Brower, Jim (2006)	Champion, Mike (1976-78)
Almon, Bill (1974-79)	Batchelor, Rich (1997)	Brown, Bobby (1983-85)	Chiffer, Floyd (1982-84)
Almonte, Abraham (2014-15, 2020)	Baumann, Buddy (2016-18)	Brown, Chris (1987-88)	Cianfrocco, Archi (1993-98)
Alomar, Roberto (1988-90)	Baxter, Mike (2010)	Brown, Emil (2001)	Kimber, Adam (2018)
Alomar Jr., Sandy (1988-89)	Bay, Jason (2003)	Brown, Jarvis (1993)	Ciriaco, Pedro (2013)
Alonso, Yonder (2012-2015)	Beamon, Trey (1997)	Brown, Kevin (1998)	Cirillo, Jeff (2004)
Alou, Matty (1974)	Bean, Billy (1993-95)	Brown, Ollie (1969-72)	Clark, Brady (2007)
Altavilla, Dan (2020-21)	Beck, Rod (2003-04)	Bruske, Jim (1997, 1998)	Clark, Jack (1989-90)
Alvarez, Gabe (2000)	Beckert, Glenn (1974-75)	Buchanan, Brian (2002-04)	Clark, Jerald (1988-92)
Alvarez, R.J. (2014)	Bednar, David (2019-2020)	Buchter, Ryan (2016-17)	Clark, Jermaine (2003)
Amarista, Alexi (2012-2016)	Bell, Derek (1993-94)	Buckner, Billy (2014)	Clark, Phil (1993-95)
Ambres, Chip (2008)	Bell, Heath (2007-11)	Bumbry, Al (1985)	Clark, Tony (2008)
Ambriz, Hector (2014)	Bellhorn, Mark (2006)	Burke, Chris (2009)	Clarke, Horace (1974)
Andersen, Larry (1991-92)	Benes, Andy (1989-95)	Burke, Greg (2009)	Clemens, Paul (2016)
Anderson, Dwain (1973)	Benoit, Joaquin (2014-15)	Burns, Cory (2012)	Clement, Matt (1998-2000)
Anderson, Shaun (2021)	Bennett, Gary (2003)	Burroughs, Sean (2002-05)	Clements, Pat (1989-92)
Andreoli, John (2021)	Bergman, Sean (1996-97)	Burrows, Terry (1997)	Clevinger, Mike (2020)
Antonelli, Matt (2008-10)	Bernal, Victor (1977)	Byers, Randall (1987-88)	Colangelo, Mike (2001)
Arcia, Jose (1969-70)	Berumen, Andres (1995-96)	Bynum, Mike (2002-04)	Colbert, Nate (1969-74)
Arcia, Oswaldo (2016)	Beswick, Jim (1978)		Coleman, Dusty (2017)
Arias, Alex (2001)	Bethancourt, Christian (2016-17)	C (79)	
Arias, George (1997-99)	Bevacqua, Kurt (1979-80, 1982-85)	Cabrera, Everth (2009-2014)	Comstock, Keith (1987-88)
Arlin, Steve (1969-74)	Bilardello, Dann (1991-92)	Cahill, Trevor (2017)	Condrey, Clay (2002-03)
Armstrong, Mike (1980-81)	Blair, Dennis (1980)	Caldwell, Mike (1971-73)	Conrad, Brooks (2014)
Arrieta, Jake (2021)	Blair, Willie (1995-96)	Cameron, Kevin (2007-08)	Coolbaugh, Scott (1991)
Asadoor, Randy (1986)	Blanco, Henry (2009)	Camarena, Daniel (2021-)	Coombs, Danny (1970-71)
Ashby, Andy (1993-99, 2004)	Blanks, Kyle (2009-2014)	Cameron, Mike (2006-2007)	Cora, Joey (1987, 1989-90)
Ashford, Tucker (1976-78)	Blash, Jabari (2016-17)	Caminiti, Ken (1995-98)	Cordero, Franchy (2017-2020)
Astacio, Pedro (2005)	Blefary, Curt (1972)	Campbell, Luis (1995-98)	Córdoba, Allen (2017)
Aurilia, Rich (2004)	Blum, Geoff (2005, 2006-2007)	Campbell, Dave (1970-73)	Corey, Bryan (2008)
Asuaje, Carlos (2016-18)	Bocachica, Hiram (2007)	Campbell, Mike (1994)	Corkins, Mike (1969-74)
Ausmus, Brad (1993-96)	Bochtler, Doug (1995-97)	Campos, Leonel (2014-16)	Corrales, Pat (1972-73)
Avila, Pedro (2019-)	Bochy, Bruce (1983-87)	Campusano, Luis (2020-)	Correia, Kevin (2009-10)
Aybar, Erick (2017)	Boehringer, Brian (1998-2000)	Cannizzaro, Chris (1969-71, 1974)	Cosart, Jarred (2016-17)
Azocar, Oscar (1991-92)	Bolaños, Ronald (2019-2020)	Cantu, Jorge (2011)	Costello, John (1991)
	Bones, Ricky (1991)	Capps, Carter (2017)	Couchee, Mike (1983)
	Bonilla, Juan (1981-83)	Cardona, Javier (2002)	Crabbe, Calix (2008)
	Booker, Greg (1983-89)	Caratini, Victor (2021-)	Crespo, Cesar (2001-02)
	Boone, Bret (2000)	Carlin, Luke (2008)	Crismatt, Nabil (2021-)
	Boone, Dan (1981-82)	Carlyle, Buddy (1999-2000)	Cronenworth, Jake (2020-)
	Bowen, Rob (2006-2007)	Carpenter, Andrew (2011)	Cruz, Deivi (2002)
	Boxberger, Brad (2012-13)	Carrillo, Cesar (2009-10)	Cruz Jr., Jose (2007)
		Carter, Joe (1990)	Cunnane, Will (1997-2000)
B (89)			
Baek, Cha Seung (2008-09)			
Baerga, Carlos (1999)			
Baéz, Michel (2019-2020)			
Baker, Chuck (1978, 1980)			



HISTORY & RECORDS

ALL-TIME ROSTER (1969-2021)

Cunningham, Aaron (2010-2011)	Edwards, Jon (2015)	Garcia, Greg (2019-2020)	Haeger, Charlie (2008)
Curtis, John (1980-82)	Edwards Jr., Carl (2019)	Garcia, Jesse (2005)	Hahn, Don (1975)
Cust, Jack (2006)	Eichelberger, Juan (1978-82)	Garcia, Ralph (1972, 1974)	Hahn, Jesse (2014)
Cyr, Eric (2002)	Eiland, David (1992-93)	Gardner, Jeff (1992-93)	Hairston, Scott (2007-09, 2010)
D (46)			
D'Acquisto, John (1977-80)	Ekstrom, Mike (2008-09)	Gardner, Wes (1991)	Hairston Jr., Jerry (2010)
d'Arnaud, Chase (2017)	Elliott, Donnie (1994-95)	Garland, Jon (2010)	Hamilton, Joey (1994-98)
Dade, Paul (1979-80)	Elliott, Randy (1972, 1974)	Garvey, Steve (1983-87)	Hammaker, Atlee (1990-91)
Darnell, James (2011-12)	Ellis, A.J. (2018)	Gaspar, Rod (1971, 1974)	Hammond, Chris (2005)
Darr, Mike (1999-2001)	Embree, Alan (2002, 2006)	Gaston, Clarence (1969-74)	Hampson, Justin (2007-08)
Darvish, Yu (2021-)	Ensberg, Morgan (2007)	Gaudin, Chad (2009)	Hamren, Erik (2011)
Dascenzo, Doug (1996)	Erdos, Todd (1997, 2000)	Geer, Josh (2008-09)	Hand, Brad (2016-18)
DaVanon, Jerry (1969)	Erlin, Robbie (2013-19)	Geren, Bob (1993)	Hansen, Dave (2003-04)
Davey, Tom (2000-02)	Esch, Jake (2017)	Gerhardt, Rusty (1974)	Harang, Aaron (2011)
Davies, Zach (2020)	Estes, Shawn (2006, 2008)	Germano, Justin (2003-05, 2007-08)	Hardy, Larry (1974-75)
Davis, Ben (1998-01)	Ettles, Mark (1993)	Gerut, Jody (2008-09)	Hargrove, Mike (1979)
Davis, Bill (1969)	Evans, Barry (1978-81)	Giles, Brian (2003-09)	Harris, Gene (1992-94)
Davis, Bob (1973, 1975-78)	Everitt, Leon (1969)	Giles, Marcus (2007)	Harris, Greg (1984)
Davis, Jerry (1983, 1985)	F (30)		
Davis, John (1990)	Fahey, Bill (1979-80)	Giovanolta, Ed (1998-99)	Harris, Greg W. (1988-93)
Davis, Mark (1987-89, 1993-94)	Falkenberg, Brian (2005, 2008)	Goddard, Joe (1972)	Hawkins, Andy (1982-88)
Davis, Storm (1987)	Falu, Irving (2014)	Goebbert, Jake (2014)	Hawpe, Brad (2011)
Davis, Willie (1976)	Faries, Paul (1990-92)	Gomez, Chris (1996-2001)	Hayhurst, Dirk (2008)
Deago, Roger (2003)	Fernandez, Tony (1991-92)	Gomez, Pat (1993)	Hayward, Ray (1986-87)
Decker, Cody (2015)	Ferrara, Al (1969-71)	Gonzalez, Adrian (2006-10)	Headley, Chase (2007-14, 18)
Dean, Tommy (1969-71)	Fick, Robert (2004-05)	Gonzalez, Alberto (2011)	Hedges, Austin (2015-2020)
Decker, Jaff (2013)	Fikac, Jeremy (2001-2002)	Gonzalez, Alex (2004)	Henderson, Rickey (1996-97, 2001)
Decker, Marty (1983)	Fingers, Rollie (1977-80)	Gonzalez, Edgar (2008-09)	Hendrick, George (1977-78)
Deduno, Samuel (2011)	Finley, Steve (1995-98)	Gonzalez, Enrique (2008)	Henn, Sean (2008)
Deer, Rob (1996)	Fiore, Mike (1972)	Gonzalez, Fernando (1978-79)	Hensley, Clay (2005-08)
De Haan, Kory (2000-02)	Fireovid, Steve (1981, 1983)	Gonzalez, Tony (1969)	Herbel, Ron (1970)
De La Cruz, Eulogio (2009)	Flaherty, John (1996-97)	Gonzalez, Wiki (1999-2003)	Herges, Matt (2003)
DeLeon, Luis (1982-85)	Flannery, Tim (1979-89)	Gorman, Tom (1987)	Hermanson, Dustin (1995-96)
Denorfia, Chris (2010-2014)	Florie, Bryce (1994-96)	Gossage, Rich (1984-87)	Hermida, Jeremy (2011-12)
DeWitt, Matt (2002)	Floyd, Cliff (2009)	Grandal, Yasmani (2012-14)	Hernandez, Carlos (1997-2000)
Deshaies, Jim (1992)	Folkers, Rich (1975-76)	Grant, Mark (1987-90)	Hernandez, Enzo (1971-77)
Despaigne, Odrisamer (2014-15)	Forsythe, Logan (2011-13)	Green, Gary (1986, 1989)	Hernandez, Jeremy (1991-93)
Detwiler, Ross (2021)	Foster, Alan (1975-76)	Greene, Khalil (2003-08)	Hernandez, Ramon (2004-05)
Diaz, Miguel (2017-2021)	France, Ty (2019-2020)	Greer, Brian (1977, 1979)	Hernandez, Andy (1982-88)
Dickerson, Alex (2015-19)	Francoeur, Jeff (2014)	Gregerson, Luke (2009-13)	Hessler, Keith (2016)
Dilone, Miguel (1985)	Franklin, Jay (1971)	Greif, Bill (1972-76)	Higgins, Kevin (1993)
Dishman, Glenn (1995-96)	Frazier, Adam (2021)	Griffin, Mike (1982)	Hilton, Dave (1972-75)
Dobson, Pat (1970)	Frisellen, Dave (1974-78)	Griffin, Tom (1976-77)	Hill, Shawn (2009)
Dominguez, Jose (2016)	Friedrich, Christian (2016-17)	Grisham, Trent (2020-)	Hill, Tim (2020-)
Dorsett, Brian (1991)	Friedrich, Christian (2016-17)	Grubb, John (1972-76)	Hinshaw, Alex (2012)
Doyle, Paul (1970)	Frieri, Ernesto (2009-12)	Guerra, Javy (2018-20)	Hinshaw, George (1982-83)
Dravecky, Dave (1982-87)	Frisella, Danny (1975)	Guerrero, Tayron (2016)	Hitchcock, Sterling (1997-2001, 2004)
Dukes, Tom (1969-70)	Fuentes, Reymond (2013)	Guevara, Carlos (2008)	Hoffman, Trevor (1993-2008)
Dunne, Mike (1990)	Fuentes, Tito (1975-76)	Gutierrez, Ricky (1993-94)	Holbert, Ray (1994-95)
Dupree, Mike (1976)	Fulchino, Jeff (2011)	Guzman, Domingo (1999-2000)	Holtz, Mike (2002)
Durango, Luis (2009-10)	G (62)		
E (21)			
Eaton, Adam (2000-05)	Gale, Rocky (2015-2017)	Guzman, Freddy (2004)	Hosmer, Eric (2018-)
Eckstein, David (2009-10)	Gallagher, Sean (2009-10)	Guzman, Jesus (2011-13)	Howard, Ben (2002-03)
Edmonds, Jim (2008)	Galvis, Freddy (2018)	Gwynn, Doug (1981-84)	Howard, Thomas (1990-92)
Edwards, Dave (1981-82)	Gamble, Oscar (1978)	Gwynn, Chris (1996)	Howell, Jack (1991)
	Gant, Ron (2002)	Gwynn, Tony (1982-2001)	Hoyt, LaMarr (1985-86)
	Garces, Frank (2014-16)	Gwynn Jr., Tony (2009-10)	Hrniak, Walt (1969)
	Garcia, Carlos (1999)	Gyorko, Jedd (2013-2015)	Hubbard, Trinidad (2002)
		H (68)	
		Hackman, Luther (2003)	Huber, Justin (2008)
			Hudson, Orlando (2011-12)
			Hudson, Daniel (2021)

HISTORY & RECORDS

ALL-TIME ROSTER (1969-2021)

Hughes, Phil (2018)	Kemp, Matt (2015-16)	Leyritz, Jim (1998-99)	Mateo, Jorge (2020-21)
Hundley, Nick (2008-14)	Kendall, Fred (1969-76, 1979-80)	Lezcano, Sixto (1982-83)	Mateo, Marcos (2015)
Hundley, Randy (1975)	Kennedy, Brett (2018-19)	Libran, Francisco (1969)	Maton, Phil (2017-19)
Hunter, Cedric (2011)	Kennedy, Ian (2013-2015)	Lilliquist, Derek (1990-91)	Matos, Julius (2002)
Huntz, Steve (1970, 1975)	Kennedy, Terry (1981-86)	Linebrink, Scott (2003-2007)	Matthews, Mike (2003)
Hurst, Bruce (1989-93)	Kershner, Jason (2002)	Liriano, Rymer (2014)	Matthews Jr., Gary (1999, 2003)
Hyers, Tim (1994-95)	Kilkenny, Mike (1972)	Littlefield, John (1981)	Maurer, Brandon (2015-17)
Hynes, Colt (2013)	Kim, Ha-Seong (2021-)	Livingstone, Scott (1994-97)	Maurer, Dave (2000-01)
Hyzdu, Adam (2005)	Kimbrel, Craig (2015)	Lloyd, Kyle (2017)	Mauser, Tim (1993-95)
	Kingman, Dave (1977)	Lobaton, Jose (2009)	May, Darrell (2005)
	Kingsale, Gene (2002)	Lockett, Walker (2018)	Maybin, Cameron (2011-14)
I (3)	Kinney, Dennis (1978-80)	Lockhart, Keith (1994, 2003)	Mazzoni, Cory (2015-17)
Iguchi, Tadahito (2008)	Kinsler, Ian (2019)	Locklear, Gene (1973-76)	Melancon, Mark (2021)
Iorg, Dane (1986)	Kirby, Clay (1969-73)	Loewer, Carlton (2001, 2003)	McAndrew, Jim (1974)
Ivie, Mike (1971, 1974-77)	Kirkman, Michael (2016)	Lolich, Mickey (1978-79)	McAnulty, Paul (2005-08)
	Kivlehan, Patrick (2016, 2021)	Lollar, Tim (1981-84)	McBean, Alvin (1969)
	Klesko, Ryan (2000-2006)	Long, Joey (1997)	McCool, Billy (1969)
J (32)	Knehr, Reiss (2021-)	Long, Terrence (2004)	McCovey, Willie (1974-76)
Jackson, Damian (1999-2001, 2005)	Knott, Jon (2004, 2006)	Lopez, Arturo (2009)	McCullers, Lance (1985-88)
Jackson, Danny (1997)	Kolb, Brandon (2000)	Lopez, Luis (1993-94, 1996)	McDavid, Ray (1994-95)
Jackson, Darrin (1989-92)	Kotsay, Mark (2001-03, 2012-13)	Lopez, Raffy (2018)	McElroy, Chuck (2001)
Jackson, Edwin (2016)	Kouzmanoff, Kevin (2007-09)	Lopez, Rodrigo (2000)	McGrath, Kyle (2017-18)
Jackson, Jay (2015)	Kroon, Marc (1995, 1997-98)	Loretta, Mark (2003-05)	McGriff, Fred (1991-93)
Jackson, Roy Lee (1985)	Krueger, Bill (1994-95)	Loup, Aaron (2019)	McIntosh, Joe (1974-75)
James, Chris (1989)	Krug, Chris (1969)	Lucas, Gary (1980-83)	McLeary, Marty (2004)
Jankowski, Travis (2015-19)	Kruk, John (1986-89)	Lucchesi, Joey (2018-20)	McReynolds, Kevin (1983-86)
Jarvis, Kevin (2000-03)	Kubiak, Ted (1975-76)	Ludwick, Ryan (2010-11)	Meadows, Brian (2000)
Jay, Jon (2016)	Kuhaulua, Fred (1981)	Luebke, Cory (2010-12)	Medica, Tommy (2013-14)
Jefferson, Stan (1987-88)		Lundquist, David (2001-02)	Mejía, Francisco (2018-2020)
Jestadt, Garry (1971-72)		Lyles, Jordan (2017-18)	Mejias-Brean, Seth (2019)
Jeter, John (1971-72)		Lynn, Fred (1990)	Melendez, Jose (1991-92)
Jimenez, D'Angelo (2001-02)	L (58)		Melendez, Luis (1976-77)
Jodie, Brett (2001)	LaForest, Pete (2007)		Mellville, Tim (2017)
Johnson, Ben (2005-2006)	Lamet, Dinelson (2017-)		Mendez, Donald (2001, 2003)
Johnson, Brian (1994-96)	Lampkin, Tom (1990-92, 2002)	M (104)	Menhart, Paul (1997)
Johnson, Erik (2016)	Lancellotti, Rick (1982)	Mabry, John (2000)	Meredith, Cla (2006-09)
Johnson, Jerry (1975-76)	Lane, Jason (2007, 2014-15)	Machado, Manny (2019-)	Merloni, Lou (2003)
Johnson, Jonathan (2002)	Langston, Mark (1998)	Macias, Drew (2007-09)	Metzger, Butch (1975-77)
Johnson, Mike (1974)	Lankford, Ray (2001-02)	Mack, Shane (1987-88)	Miceli, Dan (1998-99)
Johnson, Pierce (2020-)	Lansford, Joe (1982-83)	Mackowiak, Rob (2007)	Middlebrock, Jason (2001-02)
Johnson, Rob (2011)	LaPoint, Dave (1986)	Maddux, Greg (2007-08)	Middlebrooks, Will (2015)
Johnstone, Jay (1979)	LaRocca, Greg (2000)	Maddux, Mike (1991-92)	Mikolas, Miles (2012-13)
Jones, Bobby J. (2001-02)	Latos, Mat (2009-2011)	Magadan, Dave (1999-2001)	Miller, Bob (1971, 1973)
Jones, Bobby M. (2002)	Lauer, Eric (2018-19)	Makita, Kazuhisa (2018-19)	Miller, Ed (1984)
Jones, Chris (1997)	Lawrence, Brian (2001-05)	Manuel, Jerry (1982)	Mirabelli, Doug (2006)
Jones, Jimmy (1986-88)	Laxton, Bill (1971, 1974)	Marcano, Tucupita (2021)	Mitchell, Bryan (2018-19)
Jones, Randy (1973-80)	Layne, Tommy (2012-13)	Margevicius, Nick (2019)	Mitchell, Kevin (1987)
Jones, Ruppert (1981-83)	LeBlanc, Wade (2008-11)	Margot, Manuel (2016-19)	Monge, Sid (1983-84)
Joshua, Von (1980)	Ledezma, Wil (2007-08)	Marisnick, Jake (2021)	Montanez, Willie (1980)
Joyner, Wally (1996-99)	Lee, David (2001)	Marquis, Jason (2012-13)	Montefusco, John (1982-83)
	Lee, Derrek (1997)	Marshall, Dave (1973)	Montgomery, Steve (2000)
	Lee, Leron (1971-73)	Martin, Al (2000)	Moore, Adam (2014)
	Lee, Mark (1978-79)	Martinez, Carmelo (1984-89)	Morales, Jerry (1969-73)
	Lee, Zach (2017)	Martinez, Jose (1994)	Morales, Rich (1973-74)
	Lefebvre, Joe (1981-83)	Martinez, Luis (2011)	Morejon, Adrian (2019-)
	Lefferts, Craig (1984-87, 1990-92)	Martinez, Pedro (1993-94)	Moreland, Keith (1988)
	Leiper, Dave (1987-89)	Martini, Nick (2019)	Moreland, Mitch (2020)
	Leone, Justin (2006)	Mason, Don (1971-73)	
	Lewis, Jim (1991)	Mason, Roger (1993)	

HISTORY & RECORDS


ALL-TIME ROSTER (1969-2021)

Sears, Todd (2003)
 Selma, Dick (1969)
 Seminara, Frank (1992-93)
 Serafini, Dan (2000)
 Serrano, Wascar (2001)
 Severinsen, Al (1971-72)
 Sharon, Dick (1975)
 Sheets, Andy (1998)
 Sheffield, Gary (1992-93)
 Sherman, Darrell (1993)
 Shields, James (2015-16)
 Shiell, Jason (2002)
 Shipley, Craig (1991-94, 1996-97)
 Shirley, Bob (1977-80)
 Show, Eric (1981-90)
 Shumpert, Terry (1997)
 Siebert, Paul (1977)
 Siebert, Sonny (1975)
 Sierra, Candy (1988)
 Sikorski, Brian (2006)
 Silva, Walter (2009)
 Simpson, Steve (1972)
 Sipin, John (1969)
 Sisk, Tommy (1969)
 Slaught, Don (1997)

Sledge, Terrmel (2006-2007)
 Slocum, Ron (1969-71)
 Slocumb, Heathcliff (2000)
 Smith, Burch (2013)
 Smith, Jake (2016)
 Smith, Ozzie (1978-81)
 Smith, Pete (1997-98)
 Smith, Seth (2014)
 Snell, Blake (2021-)
 Snook, Frank (1973)
 Solarte, Yangervis (2014-17)
 Solis, Ali (2012)
 Sosa, Elias (1983)
 Spangenberg, Cory (2014-18)
 Spence, Josh (2011-12)
 Spencer, Stan (1998-2000)
 Spiezio, Ed (1969-72)
 Spillner, Dan (1974-78)
 Sprague, Ed (2000)
 Stablein, George (1980)
 Stahl, Larry (1969-72)
 Stairs, Matt (2010)
 Stammen, Craig (2017-)
 Stanley, Fred (1972)
 Stansberry, Craig (2007-09)

Staton, Dave (1993-94)
 Stauffer, Tim (2005-2014)
 Steels, James (1987)
 Stephenson, Phil (1989-92)
 Steverson, Todd (1996)
 Stewart, Chris (2010)
 Stilwell, Kurt (1992-93)
 Stimac, Craig (1980-81)
 Stock, Robert (2018-19)
 Stoddard, Bob (1986)
 Stoddard, Tim (1985-86)
 Stone, Ricky (2004)
 Strahm, Matt (2018-2021)
 Street, Huston (2012-2014)
 Strom, Brent (1975-77)
 Stults, Eric (2012-2014)
 Summers, Champ (1984)
 Suppan, Jeff (2012)
 Sutherland, Gary (1977)
 Sweeney, Brian (2004, 2006)
 Sweeney, Mark (1997-98, 2002, 2005)
 Sweet, Rick (1978)
 Swisher, Steve (1981-82)
 Szczur, Matt (2017-18)
 Szuminski, Jason (2004)

T (38)
Tabaka, Jeff (1994-95)
Tankersley, Dennis (2002-2004)
Tatis Jr., Fernando (2019-)
Tatum, Jim (1996)
Taylor, Kerry (1993-94)
Taylor, Ron (1972)
Tejada, Miguel (2010)
Tekotte, Blake (2011-12)
Tellman, Tom (1979-80)
Templeton, Garry (1982-91)
Tenace, Gene (1977-80)
Terrell, Walt (1989)
Teufel, Tim (1991-93)
Tewksbury, Bob (1996)
Thatcher, Joe (2007-13)
Thayer, Dale (2012- 2015)
Thomas, Derrel (1972-74, 1978)
Thompson, Jason (1996)
Thompson, Mike (2006-2007)
Thompson, Mason (2021)
Thon, Dickie (1988)
Thornton, Matt (2016)
Thurmond, Mark (1983-86)





HISTORY & RECORDS

ALL-TIME ROSTER (1969-2021)

Tingley, Ron (1982)	Valentine, Bobby (1975-77)	Walker, Todd (2006)	Whitson, Ed (1983-84, 1986-91)
Tolan, Bobby (1974-75, 1979)	Valenzuela, Fernando (1995-97)	Wall, Donne (1998-2000)	Wick, Rowan (2018)
Toliver, Fred (1989)	Vander Wal, John (1998-99)	Wallace, Brett (2015-16)	Wieck, Brad (2018-19)
Tollberg, Brian (2000-2003)	VanRyn, Ben (1998)	Walter, Gene (1985-86)	Wieland, Joe (2012-14)
Tomko, Brett (2002, 2007, 2008)	Vargas, Cesar (2016)	Walters, Dan (1992-93)	Wiggins, Alan (1981-85)
Tomlin, Dave (1974-77)	Watcher, Jim (1991-92)	Ward, Kevin (1991-92)	Wiley, Mark (1978)
Torrealba, Yorvit (2010)	Vaughn, Greg (1996-98)	Warren, Adam (2019)	Wilhelm, Jim (1978-79)
Torrens, Luis (2017, 2019-20)	Vazquez, Ramon (2002-04)	Wasinger, Mark (1986)	Wilkins, Rick (2001)
Torres, Alex (2014)	Velandia, Jorge (1997)	Watkins, Steve (2004)	Williams, Bernie (1974)
Torres, Hector (1975-76)	Velasquez, Guillermo (1992-93)	Weaver, Jered (2017)	Williams, Brian (1995)
Torres, Jose (2016-17)	Velasquez, Vince (2021)	Weathers, Ryan (2021-)	Williams, Eddie (1990, 1994-95, 1998)
Trammell, Bubba (2001-03)	Venable, Will (2008-2015)	Webb, Ryan (2009-10)	Williams, George (2000)
Troedson, Rich (1973-74)	Veras, Dario (1996-97)	Webb, Tyler (2018)	Williams, Jim (1969-70)
Trujillo, J.J. (2002)	Veras, Quilvio (1997-99)	Weber, Thad (2013)	Williams, Randy (2005)
Turner, Jerry (1974-81, 1983)	Victorino, Shane (2003)	Webster, Ramon (1970-71)	Williams, Taylor (2020-2021)
U (4)			
Upton, Justin (2015)	Villafuerte, Brandon (2002-2003)	Weeks, Lemile (2016)	Williams, Woody (1999-01, 2005-06)
Upton, Melvin (2015-16)	Villanueva, Carlos (2016)	Wehrmeister, Dave (1976-78)	Williamson, Scott (2006)
Urias, Luis (2018-19)	Villanueva, Christian (2017-18)	Wells, David (2004, 2006-2007)	Willis, Ron (1970)
Urrea, John (1981)	Villone, Ron (1995-96)	Wells, Jared (2008)	Wilson, Earl (1970)
V (27)			
Valdez, Ismael (2004)	Vincent, Nick (2012-15)	Wells, Kip (2012)	Wilson, Josh (2009)
Valdez, Jose (2017)	Vitiello, Joe (2000)	Welsh, Chris (1981-83)	Winfield, Dave (1973-80)
Valdez, Rafael (1990)	Volquez, Edinson (2012-13)	Wengert, Don (1998)	Wingenter, Trey (2018-)
Valdez, Wilson (2005)	Vosberg, Ed (1986, 1998-99)	Werner, Andrew (2012)	Wise, Rick (1980-82)
W (61)			
	Walker, Kevin (2000-03)	Whisenant, Matt (1999-2000)	Wisler, Matt (2019)
	Walker, Pete (1996)	White, Rondell (2003)	Witasick, Jay (2000-01, 2003-04)
		Whitehurst, Wally (1993-94)	Witt, Kevin (2001)
		Whiteside, Matt (1999-2000)	Wojna, Ed (1985-87)



HISTORY & RECORDS

Wolf, Randy (2008)

Wood, Travis (2017)

Worrell, Tim (1993-97)

Wright, Jaret (2003)

Wynne, Marvell (1986-89)

X (0)

Y (4)

Yardley, Eric (2019)

Yates, Kirby (2017-20)

Young, Chris (2006-10)

Young, Eric (2005-06)

Z (1)

Zawadzki, Lance (2010)

Managers (19)

Black, Bud (2007-2015)

Bochy, Bruce (1995-2006)

Boros, Steve (1986)

Bowa, Larry (1987-88)

Coleman, Jerry (1980)

Craig, Roger (1978-79)

Dark, Alvin (1977)

Gomez, Preston (1969-72)

Green, Andy (2016-19)

Howard, Frank (1981)

McKeon, Jack (1988-90)

McNamara, John (1974-77)

Murphy, Pat (2015)

Riddoch, Greg (1990-92)

Riggleman, Jim (1992-94)

Skinner, Bob (1977)

Tingler, Jayce (2020-21)

Williams, Dick (1982-85)

Zimmer, Don (1972-73)

Coaches (95)

Akerfelds, Darrel (2001-12)

Alomar, Sandy (1986-90)

Amalfitano, Joe (1976-77)

Anderson, Sparky (1969)

Balsley, Darren (2003-19)

Barajas, Rod (2019-20)

Bialas, Dave (1993-94)

Blair, Willie (2013- 2015)

Bloomfield, Jack (1974)

Bochy, Bruce (1993-94)

Bochtler, Doug (2016-19)

Booker, Greg (1997-2003)

Brinkman, Eddie (1981)

Brock, Tarrik (2016)

Cisco, Galen (1985-87)

Colbert, Craig (2007-08)

Craig, Roger (1969-72, 1976-78)

Davenport, Jim (1974-75)

Dickerson, Bobby (2020)

Dobson, Pat (1988-90)

Dunlop, Harry (1983-87)

Easley, Damion (2019-20)

Espy, Duane (2000-02)

Estrada, Chauck (1978-81)

Flannery, Tim (1996-2002)

Fritz, Ben (2020)

Garcia, Dave (1970-73)

Heist, Al (1980)

Herman, Billy (1978-79)

Hoffman, Glenn (2006-20)

Johnson, Josh (2018)

Jones, Deacon (1984-87)

Jones, Jimmy (2012)

Joyner, Wally (2007-08)

Kimm, Bruce (1991-92)

Kirby, Wayne (2020)

Kotsay, Mark (2015)

Krol, Jack (1981-86)

Lefebvre, Jim (2009)

Little, Grady (1996)

Lopes, Davey (1995-99, 2003-05)

Mathews, Jonathan (2017)

Magadan, Dave (2003-2006)

Maloolf, Jack (1990)

McCullough, Clyde (1980-82)

McGwire, Mark (2016-18)

Meacham, Bobby (2007)

Moon, Wally (1969)

Morgan, Tom (1975)

Muser, Tony (2003-2006)

Nettles, Graig (1995)

Oglivie, Ben (2000)

Otis, Amos (1988-90)

Phillips, Dick (1980)

Picciolo, Rob (1990-2005)

Plantier, Phil (2012-2014)

Podres, Johnny (1973)

Posedel, Bill (1974)

Powell, Alonzo (2012-15)

Rader, Doug (1978-79)

Radison, Dan (1993-94)

Ready, Randy (2009-11)

Rettenmund, Merv (1991-99, 2006-07)

Renteria, Rick (2008-13)

Riddoch, Greg (1987-90)

Rigney, Bill (1975)

Roarke, Mike (1991-93)

Roberts, Dave (2011-2015)

Rodriguez, Eddie (2016)

Roof, Phil (1978)

Rothschild, Larry (2020)

Schumaker, Skip (2018-20)

Sherry, Norm (1982-84)

Siebert, Sonny (1994-95)

Simmons, Ted (2009-10)

Sisler, Dick (1975-76)

Skinner, Bob (1970-73, 1977)

Smith, Dave (1999-01)

Snyder, Jim (1991-92)

Sommers, Denny (1988-90)

Stairs, Matt (2018)

Stevens, Ed (1981)

Stewart, Dave (1998)

Tolan, Bobby (1980-83)

Trammell, Alan (2000-02)

Valentin, Jose (2014-15)

Vazquez, Ramon (2017)

Virgil, Ozzie (1982-85)

Waller, Tye (1995, 2006)

Warthen, Dan (1996-97)

Washington, Johnny (2017-19)

Wietelmann, Whitey (1969-79)

Williams, Don (1977-80)

Zimmer, Don (1972)

Zinter, Alan (2016-17)

OPPONENTS



OPPONENTS

ALL-TIME RECORDS VS. OPPONENTS			
Team	Home	Away	Overall
ARI	124-90	74-134	198-224 (.469)
ATL	152-169	127-192	279-361 (.436)
BAL	4-8	6-3	10-11 (.476)
BOS	4-8	3-6	7-14 (.333)
CWS	1-2	4-5	5-7 (.417)
CHC	122-127	102-147	224-274 (.450)
CIN	161-161	135-182-1	296-343-1 (.463)
CLE	1-2	5-7	6-9 (.400)
COL	118-111 [^]	97-128	222-242 (.478)
DET	6-6	0-3	6-9 (.400)
HOU	165-142	125-174	290-316 (.479)
KC	8-4	1-2	9-6 (.600)
LAA	7-11	11-10	18-21 (.462)
LAD	217-233-1 [%]	193-262	410-495-1 (.453)
MIA	51-46	55-52	106-98 (.520)
MIL	42-32	39-46	81-78 (.509)
MIN	2-8	3-7	5-15 (.250)
NYM	139-116+	114-133	253-249 (.504)
NYJ	5-4	2-7	7-11 (.389)
OAK	7-13	7-13	14-26 (.350)
PHI	115-132	105-143	220-275 (.444)
PIT	114-131	115-136	229-267 (.462)
SF	226-224	197-253	423-477 (.470)
SEA	34-30	26-29	60-59 (.504)
STL	121-126*	84-165	205-291 (.413)
TB	1-5	6-9	7-14 (.333)
TEX	11-10	14-13	25-23 (.521)
TOR	4-5	3-3	7-8 (.467)
WSH	122-130	111-131	233-261 (.472)

+ Includes a 2-1 record at Monterrey Stadium in Monterrey, Mexico from August 16-18, 1996

* Includes a 1-2 record at Aloha Stadium in Honolulu, Hawaii from April 19-20, 1997

^ Includes an 0-1 record at Monterrey Stadium in Monterrey, Mexico on April 4, 1999

% Includes a 2-1 record at Monterrey Stadium in Monterrey, Mexico from May 4-6, 2018

ANNUAL RECORDS VS. OPPONENTS

	ARI	ATL	BAL	BOS	CWS	CHC	CIN	CLE	COL	DET	HOU	KC	LAA	LAD	MIA	MIL	MIN	NYJ	NYM	OAK	PHI	PIT	SEA	SF	STL	TB	TEX	TOR	WSH
'69	-	5-13	-	-	-	1-11	7-11	-	-	-	8-10	-	-	6-12	-	-	-	-	1-11	-	4-8	2-10	-	6-12	4-8	-	-	-	8-4
'70	-	9-9	-	-	-	3-9	10-8	-	-	-	4-14	-	-	7-11	-	-	-	-	6-6	-	3-9	6-6	-	5-13	4-8	-	-	-	6-6
'71	-	7-11	-	-	-	3-9	8-10	-	-	-	8-10	-	-	5-13	-	-	-	-	5-7	-	8-4	3-9	-	5-13	4-8	-	-	-	5-6
'72	-	11-6	-	-	-	3-9	10-8	-	-	-	2-12	-	-	5-13	-	-	-	-	5-7	-	6-6	2-10	-	4-10	4-8	-	-	-	6-6
'73	-	6-12	-	-	-	5-7	5-13	-	-	-	8-10	-	-	9-9	-	-	-	-	4-8	-	3-9	4-8	-	7-11	4-8	-	-	-	5-7
'74	-	1-17	-	-	-	6-6	6-12	-	-	-	7-11	-	-	2-16	-	-	-	-	6-6	-	7-5	3-9	-	11-7	5-7	-	-	-	6-6
'75	-	11-7	-	-	-	7-5	7-11	-	-	-	9-9	-	-	7-11	-	-	-	-	4-8	-	5-7	4-8	-	11-7	4-8	-	-	-	5-7
'76	-	8-10	-	-	-	6-6	5-13	-	-	-	8-10	-	-	12-6	-	-	-	-	5-7	-	4-8	5-7	-	8-10	4-8	-	-	-	8-4
'77	-	7-11	-	-	-	5-7	7-11	-	-	-	10-8	-	-	6-12	-	-	-	-	6-6	-	3-9	2-10	-	8-10	8-4	-	-	-	7-5
'78	-	10-8	-	-	-	5-7	9-9	-	-	-	10-8	-	-	9-9	-	-	-	-	7-5	-	4-8	7-5	-	8-10	9-3	-	-	-	6-6
'79	-	12-6	-	-	-	3-9	7-10	-	-	-	4-14	-	-	9-9	-	-	-	-	8-4	-	3-9	5-7	-	8-10	4-8	-	-	-	5-7

OPPONENTS



ANNUAL RECORDS VS. OPPONENTS (CONTINUED)

	ARI	ATL	BAL	BOS	CWS	CHC	CIN	CLE	COL	DET	HOU	KC	LAA	LAD	MIA	MIL	MIN	NYG	NYM	OAK	PHI	PIT	SEA	SF	STL	TB	TEX	TOR	WSH	
'80	-	6-12	-	-	-	8-4	3-15	-	-	-	7-11	-	-	9-9	-	-	-	-	11-1	-	4-8	6-6	-	8-10	7-5	-	-	-	2-10	
'81	-	6-9	-	-	-	3-3	2-10	-	-	-	3-11	-	-	5-6	-	-	-	-	5-2	-	2-4	4-6	-	6-7	3-7	-	-	-	2-4	
'82	-	7-11	-	-	-	8-4	12-6	-	-	-	9-9	-	-	9-9	-	-	-	-	6-6	-	5-7	6-6	-	6-7	4-8	-	-	-	5-7	
'83	-	9-9	-	-	-	7-5	9-9	-	-	-	7-11	-	-	12-6	-	-	-	-	6-6	-	7-5	3-9	-	11-7	6-6	-	-	-	4-8	
'84	-	11-7	-	-	-	6-6	11-7	-	-	-	12-6	-	-	8-10	-	-	-	-	6-6	-	5-7	8-4	-	13-5	7-5	-	-	-	5-7	
'85	-	11-7	-	-	-	4-8	9-9	-	-	-	6-12	-	-	10-8	-	-	-	-	5-7	-	7-5	8-4	-	12-6	4-8	-	-	-	7-5	
'86	-	6-12	-	-	-	6-6	9-9	-	-	-	8-10	-	-	12-6	-	-	-	-	2-10	-	6-6	4-8	-	8-10	5-7	-	-	-	8-4	
'87	-	12-6	-	-	-	3-9	6-12	-	-	-	13-5	-	-	7-11	-	-	-	-	4-8	-	4-8	4-8	-	5-13	4-8	-	-	-	3-9	
'88	-	10-8	-	-	-	4-8	8-10	-	-	-	12-6	-	-	11-7	-	-	-	-	5-7	-	7-4	4-8	-	8-10	6-6	-	-	-	8-4	
'89	-	11-7	-	-	-	4-8	9-9	-	-	-	10-8	-	-	12-6	-	-	-	-	7-5	-	10-2	9-3	-	8-10	2-10	-	-	-	7-5	
'90	-	10-8	-	-	-	4-8	9-9	-	-	-	14-4	-	-	9-9	-	-	-	-	7-5	-	5-7	2-10	-	7-11	3-9	-	-	-	5-7	
'91	-	7-11	-	-	-	8-4	10-8	-	-	-	12-6	-	-	8-10	-	-	-	-	5-7	-	3-9	5-7	-	11-7	9-3	-	-	-	6-6	
'92	-	5-13	-	-	-	7-5	7-11	-	-	-	11-7	-	-	9-9	-	-	-	-	8-4	-	9-3	7-5	-	11-7	4-8	-	-	-	4-8	
'93	-	4-9	-	-	-	4-8	4-9	-	7-6	-	5-8	-	-	4-9	5-7	-	-	-	7-5	-	6-6	3-9	-	3-10	7-5	-	-	-	2-10	
'94	-	1-6	-	-	-	3-6	2-8	-	5-5	-	5-5	-	-	4-6	1-5	-	-	-	6-6	-	8-4	3-3	-	5-2	4-2	-	-	-	0-12	
'95	-	2-5	-	-	-	7-5	6-3	-	4-9	-	4-7	-	-	6-7	2-3	-	-	-	7-6	-	6-6	8-4	-	6-7	7-5	-	-	-	5-7	
'96	-	4-9	-	-	-	6-6	3-9	-	5-8	-	6-6	-	-	8-5	9-3	-	-	-	10-3	-	8-4	9-4	-	11-2	4-8	-	-	-	8-4	
'97	-	3-8	-	-	-	5-6	6-5	-	8-4	-	5-6	-	2-2	7-5	6-5	-	-	-	6-5	1-3	4-7	6-5	3-1	4-8	5-6	-	2-2	-	3-8	
'98	9-3	4-5	-	-	-	4-5	11-1	-	7-5	-	4-5	-	2-1	7-5	5-4	6-3	-	-	5-4	1-2	8-1	4-5	2-2	8-4	6-3	-	1-2	-	4-4	
'99	2-11	4-5	-	-	-	3-6	3-6	-	9-4	-	1-8	-	3-0	9-3	6-3	5-3	-	-	2-7	2-1	3-6	6-3	4-2	5-7	2-7	-	2-1	-	3-5	
'00	4-9	1-8	-	-	-	5-3	5-4	-	6-7	-	7-2	-	1-2	5-8	7-2	7-2	-	-	6-3	0-3	5-2	2-7	3-3	5-7	0-9	-	1-2	-	6-3	
'01	7-12	3-3	-	-	-	4-2	4-2	-	10-9	-	6-3	-	1-2	10-9	4-3	5-1	-	-	5-1	1-2	2-5	4-2	2-4	5-14	1-5	-	2-1	-	3-3	
'02	7-12	3-3	1-2	1-2	-	4-2	1-5	-	8-11	-	2-4	1-2	-	9-10	1-5	1-5	-	1-2	4-3	-	4-2	4-2	2-1	5-14	1-5	2-1	-	-	4-3	
'03	10-9	1-6	-	-	1-2	2-4	3-3	1-2	7-12	1-2	3-3	-	-	11-8	1-5	1-5	1-2	-	3-3	-	3-4	2-4	4-2	5-14	2-4	-	-	-	2-4	
'04	12-7	3-3	-	1-2	-	2-4	4-2	-	9-10	-	4-2	3-0	-	9-10	2-4	4-2	-	1-2	3-3	-	1-5	3-3	2-1	12-7	2-4	0-3	-	1-2	6-1	
'05	9-10	5-1	-	-	1-2	3-4	2-4	1-2	11-7	0-3	3-4	-	-	7-11	4-2	4-3	2-1	-	2-4	-	0-6	4-3	3-3	12-6	4-3	-	-	-	5-1	
'06	10-9	2-7	-	-	-	7-0	4-2	-	9-10	-	3-3	-	2-1	13-5	3-3	3-4	-	-	2-5	2-1	4-2	5-1	1-5	7-12	4-2	-	2-1	-	5-1	
'07	8-10	2-5	1-2	1-2	-	5-3	4-2	-	8-11	-	3-4	-	-	10-8	4-3	5-2	-	-	4-2	-	3-4	6-1	2-4	14-4	3-4	2-1	-	-	4-2	
'08	8-10	1-5	-	-	-	2-5	3-4	1-2	9-9	1-2	3-3	-	-	7-11	2-4	3-4	0-3	0-3	5-2	-	2-4	4-3	1-5	1-6	5-13	-	-	-	5-1	
'09	7-11	3-3	-	-	-	5-4	6-1	-	8-10	-	1-6	-	0-3	8-10	2-4	4-2	-	-	5-2	1-2	2-5	4-3	2-4	10-8	1-6	-	2-1	-	4-2	
'10	10-8	2-4	2-1	-	-	5-3	4-2	-	6-12	-	5-2	-	-	10-8	6-3	4-3	-	-	3-3	-	2-5	6-0	4-2	12-6	3-4	2-1	-	1-2	3-3	
'11	7-11	5-4	-	2-1	-	3-3	2-4	-	9-9	-	5-3	3-0	-	5-13	7-0	2-3	0-3	-	3-4	-	1-7	4-2	1-5	6-12	3-3	-	-	-	3-4	
'12	11-7	3-4	-	-	-	3-3	2-6	-	10-8	-	5-3	-	2-1	7-11	1-5	4-5	-	-	3-4	1-2	3-4	5-1	5-1	6-12	3-3	-	0-3	-	2-3	
'13	12-7	5-1	2-2	0-3	-	4-3	3-3	-	7-12	-	-	-	-	8-11	4-3	4-3	-	2-1	3-4	-	2-4	4-3	2-2	8-11	2-4	0-3	-	2-1	2-5	
'14	7-12	4-3	-	-	2-1	4-3	5-1	1-2	9-10	2-1	-	1-2	-	7-12	4-3	3-3	1-3	-	3-3	-	3-4	3-3	2-2	10-9	3-4	-	-	-	3-4	
'15	10-9	5-2	-	-	-	3-3	4-2	-	12-7	-	-	0-3	2-1	5-14	5-2	2-5	-	-	4-2	1-3	1-5	2-5	1-3	8-11	4-3	-	3-3	-	2-5	
'16	9-10	2-4	1-3	1-2	-	2-4	4-3	-	9-10	-	-	-	-	8-11	3-3	4-3	-	-	2-1	3-4	-	2-5	3-3	1-3	8-11	1-6	0-3	-	1-2	4-3
'17	8-11	2-5	-	-	1-2	4-2	4-3	2-1	7-12	2-1	-	1-2	-	6-13	1-5	2-5	1-3	-	4-3	-	5-1	3-3	-	12-7	3-4	-	1-3	-	2-5	
'18	7-12	3-4	-	-	-	2-5	4-3	-	8-11	-	1-2	-	0-3	5-14	5-2	2-4	-	-	2-4	0-4	3-3	4-3	4-0	8-11	4-3	-	2-4	-	2-4	
'19	8-11	2-5	3-1	1-2	-	3-4	2-5	-	8-11	-	-	-	-	6-13	2-4	4-3	-	-	3-3	1-2	-	3-3	1-6	3-1	9-10	4-2	1-2	-	2-1	4-3
'20	5-5	-	-	-	-	-	-	-	7-3	-	3-0	-	1-3	4-6	-	-	-	-	-	2-1	-	-	3-3	8-2	-	-	-	4-0	-	
'21	11-8	2-4	-	-	-	1-5	6-1	-	8-11	-	4-2	-	2-2	7-12	4-3	2-5	-	-	3-4	2-2	2-4	4-3	3-0	8-11	3-3	-	3-0	-	4-3	

OPPONENTS



A

ATLANTA BRAVES

2021 vs. ATL	2-4 (.333)
Best Season vs. ATL	5-1 (.833) in 2005, 2013
Most runs in game by SD	17, April 12, 2010
Most runs in game by ATL	16, June 1, 1990
Longest Winning Streak	7 games, June 28 - September 10, 1972
Longest Losing Streak	15 games, April 18 - September 15, 1974

Last Time the Padres Swept

3-game series in SD (6x)	August 17-19, 2015
3-game series @ ATL (3x)	August 1-3, 1989
4-game series in SD (2x)	May 29-31, 1979
4-game series @ ATL (2x)	July 25-27, 1975

C

CINCINNATI REDS

2021 vs. CIN	6-1 (.857)
Best Season vs. CIN	11-1 (.917) in 1998
Most runs in game by SD	15, 4x, last: August 14, 1987
Most runs in game by CIN	15, 2x, last: August 4, 2002
Longest Winning Streak	10 games, April 7, 1998 - May 14, 1999
Longest Losing Streak	9 games, 2x, last: September 18, 1992 - June 25, 1993

Last Time the Padres Swept

3-game series in SD (10x)	June 12 - June 14, 2017
3-game series @ CIN (4x)	May 4-6, 2001
4-game series in SD	June 17-20, 2021
4-game series @ CIN	never

LA

LOS ANGELES DODGERS

2021 vs. LAD	7-12 (.368)
Best Season vs. LAD	9-3 (.750) in 1999
Most runs in game by SD	14 (2x), last: June 27, 1995
Most runs in game by LAD	19, June 29, 1969
Longest Winning Streak	10 games, September 26, 1996 - June 28, 1997
Longest Losing Streak	16 games, September 9, 1973 - September 20, 1974

Last Time the Padres Swept

3-game series in SD (11x)	June 21-23, 2021
3-game series @ LAD (11x)	April 15-17, 2013
4-game series in SD (2x)	April 15-18, 1982
4-game series @ LAD (1x)	June 20-23, 1983

A

ARIZONA DIAMONDBACKS

2021 vs. ARI	11-8 (.579)
Best Season vs. ARI	9-3 (.750) in 1998
Most runs in game by SD	14, 2x, last: May 17, 2006
Most runs in game by ARI	20 on July 7, 2018
Longest Winning Streak	7 games, July 2 - September 7, 2012
Longest Losing Streak	8 games, April 25 - September 30, 1999

Last Time the Padres Swept

3-game series in SD (6x)	May 20-22, 2019
3-game series @ ARI (2x)	Aug. 24-26, 2012
4-game series in SD (1x)	April 10-13, 1998
4-game series @ ARI	never

C

CHICAGO CUBS

2021 vs. CHC	1-5 (.167)
Best Season vs. CHC	7-0 (1.000) in 2006
Most runs in game by SD	14, May 10, 1987
Most runs in game by CHC	23, May 17, 1977
Longest Winning Streak	7 games, 5/5-14/2006
Longest Losing Streak	9 games, August 19, 1970 - May 16, 1971

Last Time the Padres Swept

3-game series in SD (6x)	May 29-31, 2017
3-game series @ CHC (4x)	May 12-14, 2006
4-game series in SD (1x)	May 5-8, 2006
4-game series @ CHC (1x)	August 16-19, 2010

CR

COLORADO ROCKIES

2021 vs. COL	8-11 (.421)
Best Season vs. COL	7-3 (.700) in 2020
Most runs in game by SD	16, 4x, last: June 14, 2019
Most runs in game by COL	20, September 20, 2005
Longest Winning Streak	7 games, 3x, last: August 30, 2020 - May 12, 2021
Longest Losing Streak	7 games, June 3 - September 16, 2017

Last Time the Padres Swept

3-game series in SD (8x)	May 17-19, 2021
3-game series @ COL (2x)	September 19-21, 2011
4-game series in SD (1x)	June 25-28, 1999
4-game series @ COL	never

M

MIAMI MARLINS

2021 vs. MIA	4-3 (.571)
Best Season vs. MIA	7-0 (1.000) in 2011
Most runs in game by SD	20, July 27, 1996
Most runs in game by MIA	15, April 9, 1994
Longest Winning Streak	8 games, August 1, 2010 - August 21, 2011
Longest Losing Streak	7 games, April 9, 1994 - July 4, 1995

Last Time the Padres Swept

3-game series in SD (1x)	May 6-8, 2013
3-game series @ MIA (3x)	July 19-21, 2011
4-game series in SD (1x)	August 18-21, 2011
4-game series @ MIA	never

OPPONENTS



MILWAUKEE BREWERS

2021 vs. MIL	2-5 (.286)
Best Season vs. MIL	5-1 (.833) in 2001
Most runs in game by SD	13, 6x, last: August 3, 2015
Most runs in game by MIL	12, 3x, last: August 13, 2009
Longest Winning Streak	7 games, August 27, 2000 - July 22, 2001
Longest Losing Streak	7 games, May 31, 2002 - May 27, 2003

Last Time the Padres Swept

3-game series in SD (4x)	June 17-19, 2019
3-game series @ MIL	never
4-game series in SD	never
4-game series @ MIL	never



PHILADELPHIA PHILLIES

2021 vs. PHI	2-4 (.333)
Best Season vs. PHI	8-1 (.889) in 1998
Most runs in game by SD	16, July 26, 1970
Most runs in game by PHI	18, August 24, 1999
Longest Winning Streak	6 games, 2x, last: July 9-21, 1992
Longest Losing Streak	11 games, May 23, 2004 - July 4, 2006

Last Time the Padres Swept

3-game series in SD (8x)	August 14-16, 2017
3-game series @ PHI (2x)	August 25-27, 1998
4-game series in SD (1x)	July 9-12, 1992
4-game series @ PHI	never



SAN FRANCISCO GIANTS

2021 vs. SF	8-11 (.421)
Best Season vs. SF	11-2 (.846) in 1996
Most runs in game by SD	17, May 23, 1970
Most runs in game by SF	18, June 23, 1986
Longest Winning Streak	10 games, May 1 - September 16, 1996
Longest Losing Streak	9 games, April 25 - May 25, 2016

Last Time the Padres Swept

3-game series in SD (13x)	September 10-13, 2020
3-game series @ SF (7x)	September 12-14, 2016
4-game series in SD (3x)	July 4-7, 1996
4-game series @ SF (1x)	June 27-30, 1996



WASHINGTON NATIONALS

2021 vs. WSH	4-3 (.571)
Best Season vs. WSH	6-1 (.857) in 2004
Most runs in game by SD	24, July 16, 2021
Most runs in game by MON/WSH	15, 2x, last: July 7, 2021
Longest Winning Streak	5 games, 4x, last: May 29, 2008 - July 24, 2009
Longest Losing Streak	15 games, July 25, 1993 - May 24, 1995

Last Time the Padres Swept

3-game series in SD (7x)	August 31 - September 2, 2009
3-game series @ MON/WSH (7x)	September 19-21, 2008
4-game series in SD (1x)	April 26-29, 2004
4-game series @ MON/WSH	never



NEW YORK METS

2021 vs. NYM	3-4 (.429)
Best Season vs. NYM	11-1 (.917) in 1980
Most runs in game by SD	18, May 31, 2010
Most runs in game by NYM	14, April 29, 2018
Longest Winning Streak	9 games, June 16, 1980 - May 1, 1981
Longest Losing Streak	11 games, May 28 - August 27, 1969

Last Time the Padres Swept

3-game series in SD (4x)	August 14-16, 2001
3-game series @ NYM (3x)	August 13-15, 2002
4-game series in SD (2x)	June 5-8, 2008
4-game series @ NYM (1x)	August 23-26, 2004



PITTSBURGH PIRATES

2021 vs. PIT	4-3 (.571)
Best Season vs. PIT	6-0 (1.000) in 2010
Most runs in game by SD	16, July 18, 1989
Most runs in game by PIT	17, July 28, 2000
Longest Winning Streak	9 games, September 19, 2009 - August 12, 2010
Longest Losing Streak	10 games, August 29, 1992 - August 22, 1993

Last Time the Padres Swept

3-game series in SD (10x)	August 20-22, 2012
3-game series @ PIT (6x)	August 5-7, 2011
4-game series in SD (1x)	September 17-20, 2007
4-game series @ PIT (1x)	August 8-11, 1996



ST. LOUIS CARDINALS

2021 vs. STL	3-3 (.500)
Best Season vs. STL	9-3 (.750) in 1978, 1991
Most runs in game by SD	17, August 24, 1993
Most runs in game by STL	17, May 7, 1987
Longest Winning Streak	9 games, June 22, 1991 - May 1, 1992
Longest Losing Streak	11 games, September 29, 1999 - September 28, 2000

Last Time the Padres Swept

3-game series in SD (14x)	May 14-16, 2021
3-game series @ STL (1x)	May 23-25, 1980
4-game series in SD	never
4-game series @ STL	never

OPPONENTS



BOSTON RED SOX

2019 vs. BOS	1-2 (.333)
Best Season vs. BOS	2-1 (.667) in 2011
Most runs in game by SD	8, June 9, 2004
Most runs in game by BOS	14, June 20, 2011
Longest Winning Streak	2 games, June 22 - July 2, 2011
Longest Losing Streak	4 games, September 6, 2016 - August 24, 2019

Last Time the Padres Swept

3-game series in SD	never
3-game series @ BOS	never
4-game series in SD	never
4-game series @ BOS	never



CLEVELAND GUARDIANS

2017 vs. CLE	2-1 (.667)
Best Season vs. CLE	2-1 (.667) in 2017
Most runs in game by SD	9, June 12, 2003 @ CLE
Most runs in game by CLE	11, July 6, 2017 @ CLE
Longest Winning Streak	3 games, April 9, 2014 (Game 2) - July 5, 2017
Longest Losing Streak	3 games, June 15, 2008 - April 9, 2014 (Game 1)

Last Time the Padres Swept

3-game series in SD	never
3-game series @ CLE	never
4-game series in SD	never
4-game series @ CLE	never



HOUSTON ASTROS

2021 vs. HOU	4-2 (.667)
Best Season vs. HOU	3-0 (1.000) in 2020
Most runs in game by SD	18, July 29, 2007 @ HOU
Most runs in game by HOU	15, September 16, 1997 @ HOU
Longest Winning Streak	8 games, 2x, last: July 29-September 18, 1990
Longest Losing Streak	9 games, June 22-September 17, 1979

Last Time the Padres Swept

3-game series in SD	August 21-23, 2020
3-game series @ HOU	May 21-23, 2001
4-game series in SD	August 6-9, 1992
4-game series @ HOU	never



BALTIMORE ORIOLES

2019 vs. BAL	3-1 (.750)
Best Season vs. BAL	3-1 (.750) in 2019
Most runs in game by SD	12, June 19, 2007
Most runs in game by BAL	12, June 29, 2016
Longest Winning Streak	3 games, 2x, last: June 25-July 29, 2019
Longest Losing Streak	3 games, June 22-29, 2016

Last Time the Padres Swept

3-game series in SD	May 20-22, 2019
3-game series @ BAL	Aug. 24-26, 2012
4-game series in SD	April 10-13, 1998
4-game series @ BAL	



CHICAGO WHITE SOX

2017 vs. CWS	1-2 (.333)
Best Season vs. CWS	2-1 (.667) in 2014
Most runs in game by SD	6, May 12, 2017 @ CWS
Most runs in game by CWS	9, May 14, 2017 @ CWS
Longest Winning Streak	2 games, May 30-31, 2014
Longest Losing Streak	2 games, 2x, last: May 13-14, 2017

Last Time the Padres Swept

3-game series in SD	never
3-game series @ CWS	never
4-game series in SD	never
4-game series @ CWS	never



DETROIT TIGERS

2017 vs. DET	2-1 (.667)
Best Season vs. DET	2-1 (.667) in 2014, 2017
Most runs in game by SD	7, June 24, 2017 vs. DET
Most runs in game by DET	8, 2x, last: June 15, 2005 @ DET
Longest Winning Streak	3 games, April 13, 2014 - June 24, 2017
Longest Losing Streak	3 games, June 14, 2005 - June 16, 2005

Last Time the Padres Swept

3-game series in SD	never
3-game series @ DET	never
4-game series in SD	never
4-game series @ DET	never



KANSAS CITY ROYALS

2017 vs. KC	1-2 (.333)
Best Season vs. KC	3-0 (1.000) in 2004, 2011
Most runs in game by SD	10, June 28, 2002 @ KC
Most runs in game by KC	14, June 28, 2002 @ KC
Longest Winning Streak	7 games, July 2, 2004 - May 5, 2014
Longest Losing Streak	2 games, 2x, last: June 10-11, 2017

Last Time the Padres Swept

3-game series in SD	2x, last: June 27-29, 2011
3-game series @ KC	never
4-game series in SD	never
4-game series @ KC	never

OPPONENTS



LOS ANGELES ANGELS

2021 vs. LAA	2-2 (.500)
Best Season vs. LAA	3-0 (1.000) in 1999
Most runs in game by SD	11, September 2, 2020 @ LAA
Most runs in game by LAA	11, 2 x, last: June 12, 2009 @ LAA
Longest Winning Streak	4 games, July 18, 1999 - July 16, 2000
Longest Losing Streak	4 games, June 12, 2009 - May 18, 2012
Last Time the Padres Swept	
3-game series in SD	never
3-game series @ LAA	July 18-20, 1999
4-game series in SD	never
4-game series @ LAA	never



MINNESOTA TWINS

2017 vs. MIN	1-3 (.250)
Best Season vs. MIN	2-1 (.667) in 2005
Most runs in game by SD	9, June 8, 2003 vs. MIN
Most runs in game by MIN	16, September 12, 2017 @ MIN
Longest Winning Streak	2 games, 2x, last: August 6, 2014 - August 1, 2017
Longest Losing Streak	9 games, June 24, 2008 - August 5, 2014
Last Time the Padres Swept	
3-game series in SD	never
3-game series @ MIN	never
4-game series in SD	never
4-game series @ MIN	never



NEW YORK YANKEES

2019 vs. NYY	1-2 (.333)
Best Season vs. NYY	2-1 (.667) in 2013, 2016
Most runs in game by SD	10, June 11, 2004
Most runs in game by NYY	8, 2x, last: June 18, 2008
Longest Winning Streak	3 games, August 4, 2013 - July 2, 2016
Longest Losing Streak	5 games, June 12, 2004 - June 19, 2008
Last Time the Padres Swept	
3-game series in SD	never
3-game series @ NYY	never
4-game series in SD	never
4-game series @ NYY	never



OAKLAND ATHLETICS

2021 vs. OAK	2-2 (.500)
Best Season vs. OAK	2x, last: 2-1 (.667) in 2020
Most runs in game by SD	15, June 30, 1997 @ OAK
Most runs in game by OAK	16, June 17, 2015 @ OAK
Longest Winning Streak	3 games, June 14, 2001 - June 28, 2006
Longest Losing Streak	5 games, June 5, 2000 - June 13, 2001
Last Time the Padres Swept	
3-game series in SD	never
3-game series @ OAK	never
4-game series in SD	never
4-game series @ OAK	never



SEATTLE MARINERS

2021 vs. SEA	3-0 (1.000)
Best Season vs. SEA	4-0 (1.000) in 2018
Most runs in game by SD	16, May 21, 2021
Most runs in game by SEA	16, 2x, last: June 2, 2016
Longest Winning Streak	7 games, August 28, 2018 - August 6, 2019
Longest Losing Streak	7 games, May 17, 2008 - June 17, 2009
Last Time the Padres Swept	
3-game series in SD	May 21-23, 2021
3-game series @ SEA	June 12-14, 2012
4-game series in SD	never
4-game series @ SEA	never



TAMPA BAY RAYS

2019 vs. TB	1-2 (.333)
Best Season vs. TB	2-3 (.667) in 2002, 2007, 2010
Most runs in game by SD	9 (2x), last: June 13, 2007
Most runs in game by TB	15, August 16, 2016
Longest Winning Streak	4 games, June 13, 2007 - June 23, 2010
Longest Losing Streak	9 games, June 24, 2010 - August 13, 2019
Last Time the Padres Swept	
3-game series in SD	never
3-game series @ TB	never
4-game series in SD	never
4-game series @ TB	never



TEXAS RANGERS

2021 vs. TEX	3-0 (1.000)
Best Season vs. TEX	4-0 (1.000) in 2020
Most runs in game by SD	17, June 7, 1998 @ TEX
Most runs in game by TEX	12, June 26, 2009 @ TEX
Longest Winning Streak	8 games, Sept. 16-2018 - April 11, 2021
Longest Losing Streak	4 games, 2x, last: May 9, 2017 - June 25, 2018
Last Time the Padres Swept	
3-game series in SD	never
3-game series @ TEX	April 9-11, 2021
4-game series in SD	never
4-game series @ TEX	never



SCOUTING & PLAYER DEVELOPMENT



PLAYER DEVELOPMENT



PLAYER DEVELOPMENT



RYLEY WESTMAN

Director, Player
Development



MIKE DAILY

Assistant Director, Player
Development



MARK CONNOR

Special Assistant to the GM/
Field Coordinator



ROB MARCELLO

Director, Pitching
Development



MIKE SHILDT

Player Development
Consultant



OSCAR BERNARD

Minor League Hitting
Coordinator



MIKE MCCOY

Minor League Hitting
Coordinator



RYAN BARBA

Minor League Infield
Coordinator



BRIAN WHATLEY

Minor League Catching
Coordinator



MATT HANCOCK

Rehab Pitching Coordinator

PLAYER DEVELOPMENT

SUPPORT STAFF & ADMINISTRATION



TODD STEPHENSON

Manager, Minor League Administration & Peoria Operations



ZACH NELSON

Manager, Minor League Clubhouse & Equipment



BRETT BECKER

Manager, Player Development



KAITLYN SIMMONS

Manager, Learning, Education & Life Skills



ETHAN DIXON

Manager, PD Video Operations & Professional Scout




VICENTE CAFARO

Coordinator, International Player Development




ROSA POU

Mental Skills Coach



JASON AMOROSO

Advisor, Professional Development



CLINTON SEWELL

Assistant, Player Development Technology & Video



KORY REINSFELDER

Assistant, Player Development Video Operations



KYLE ROSS

Minor League Equipment Assistant



PLAYER DEVELOPMENT

SPORTS MEDICINE & PERFORMANCE



VINNY LOPEZ

Manager, Player
Programming & Performance



PAUL PORTER

Minor League Athletic
Training Coordinator



RYO NAITO

Minor League Strength &
Conditioning Coordinator




JOJO TARANTINO

Medical Administration
Coordinator



AARON WENBERTSMAN

Minor League Physical
Therapist



TAYLOR MCWILLIAMS

Minor League Physical
Therapist

SCOUTING & PLAYER DEVELOPMENT

SCOUTING



PETE DEYOUNG

Vice President, Professional Scouting



CHRIS KEMP

Vice President, Amateur & International Scouting



ACEY KOHROGI

Director, Pacific Rim Operations



CÉSAR RIZIK

Director, Latin American Operations



LUKE MURTON

Scouting Crosschecker, Advisor to Baseball Operations



NICK BRANNON

Southeast Supervisor



JOSH EMMERICK

West Coast Supervisor



MIKE KANEN

Northeast Supervisor



KURT KEMP

Georgia & Midwest Supervisor



ANDREW SALVO

South Central Supervisor



SPENCER BABCOCK

Coordinator, Amateur Scouting & Regional Scout



MAX KRAUST

Amateur Scouting Video Coordinator & Regional Scout

SCOUTING & PLAYER DEVELOPMENT



AREA SCOUTS



DOUG BANKS

Amateur Scout



JUSTIN BAUGHMAN

Area Scout, Northwest & Hawaii



CLINT HARRISON

Area Scout, Gulf States



TROY HOERNER

Area Scout, Upper Midwest



CHRIS KEMLO

Area Scout, Canada



JAKE KOENIG

Area Scout, International Crosschecker



MATT MALONEY

Area Scout, Ohio Valley



JOHN MARTIN

Area Scout, North Florida



JOHN MCNAMARA

Area Scout, Northeast



STEPHEN MORITZ

Area Scout, Plains States



TIM REYNOLDS

Area Scout, Northern California



CLIFF TERRACUSO

Area Scout, International Crosschecker

SCOUTING & PLAYER DEVELOPMENT

AREA SCOUTS (CONT.)



WILLIE RONDA

Area Scout, Puerto Rico



DANIEL SADER

Area Scout, Mid-Atlantic



MATT SCHAFFNER

Area Scout, North Texas &
North Louisiana



WILL SCOTT

Four Corners



TYLER STUBBLEFIELD

Area Scout, Georgia &
Eastern Tennessee



TYLER WATSON

Area Scout, South Texas &
South Louisiana



JACK SHANNON

Associate Scout

SCOUTING & PLAYER DEVELOPMENT




INTERNATIONAL SCOUTING & OPERATIONS



TREVOR SCHUMM

International Scouting
Supervisor



BILL MCLAUGHLIN

International Scouting
Supervisor



ALVIN DURAN

Scouting Coordinator,
Dominican Republic



LUIS PRIETO

Supervisor, Venezuela



ANTONIO ALEJOS

Scout, Venezuela




ANDRES CABADIAS

Scout, Colombia




EMENEJILDO DIAZ

Scout, Dominican Republic



JHONATHAN FELIZ

Scout, Dominican Republic



PO-HSUAN KENG

Scout, Taiwan



RICARDO MONTENEGRO

Scout, Panama



HOON NAMGUNG

Scout, Korea & Taiwan



JOSE SALADO

Scout, Dominican Republic



DAMIAN SHANAHAN

Scout, Australia



MARTINA PEREYRA

Administrative Assitant,
International Operations



FRANKLYN PEGUERO

Administrator, International
Operations

NOT PICTURED

CARLOS TAVERAS

Scout, Dominican Republic

KEIJI UEZONO

Scout, Japan

SHERMAN LACRUS

Scout, Curacao

NEOHAR CALDERA

Scout, Venezuela

SCOUTING & PLAYER DEVELOPMENT

PROFESSIONAL SCOUTS



MIKE JUHL

Professional Scouting
Crosschecker



CHUCK LAMAR

Professional Scouting
Crosschecker



DOMINIC VIOLA

Professional Scouting
Crosschecker



KEITH BOECK

Special Assistant



SPENCER GRAHAM

Special Assistant,
Professional Scouting



PATRICK COGHLAN

Professional Scout



KIMBALL CROSSLEY

Professional Scout



TIM HOLT

Professional Scout



MARK MERILA

Professional Scout



TYLER TUFTS

Professional Scout



MIKE VENAFRO

Professional Scout




CORY WADE

Professional Scout



JACOB ZWEIBACK

Professional Scout



SPIKE LUNDBERG

Professional Scout

NOT PICTURED

MAC SEIBERT

Professional Scout

CHRIS KUSIOLEK

Professional Scout

SCOUTING & PLAYER DEVELOPMENT



PADRES AFFILIATE HISTORY

ALL-TIME TRIPLE-A AFFILIATES

1969	Omaha	American Association
1970	Salt Lake City	Pacific Coast League
1971-82	Honolulu	Pacific Coast League
1983-2000	Las Vegas	Pacific Coast League
2001-10	Portland	Pacific Coast League
2011-13	Tucson	Pacific Coast League
2014 - present	El Paso	Pacific Coast League

ALL-TIME DOUBLE-A AFFILIATES

1969	Elmira	Eastern League
1972-75	Alexandria	Texas League
1976-82	Amarillo	Texas League
1983-86	Beaumont	Texas League
1987-94	Wichita	Texas League
1995-96	Memphis	Southern League
1997-2006	Mobile	Southern League
2007-2018	San Antonio	Texas League
2019 - 2020	Amarillo	Texas League
2021 - present	San Antonio	Central League

ALL-TIME HIGH-A AFFILIATES

1969	Key West	Florida State League
1970-71	Lodi	California League
1972	Kinston	Carolina League
1975-87	Reno	California League
1981-83	Salem	Carolina League
1983-94	Miami	Florida State League
1988-90	Riverside	California League
1991-92	High Desert	California League
1993-2000	Rancho Cuc.	California League
2001 - 2020	Lake Elsinore	California League
2021 - present	Fort Wayne	Midwest League

ALL-TIME LOW-A AFFILIATES

1985-92	Charleston	South Atlantic League
1989-94	Waterloo	Midwest League
1993-99	Clinton	Midwest League
1999 - 2020	Fort Wayne	Midwest League
2020 - present	Lake Elsinore	California League

ALL-TIME SHORT-A AFFILIATES

1969-70	Elmira	Eastern League
1970-72	Tri Cities	Northwest League
1973-82	Walla Walla	Northwest League
1980	Grays Harbor	Northwest League
1983-94	Spokane	Northwest League
2001-14	Eugene	Northwest League
2015 - 2020	Tri-City	Northwest League

ALL-TIME ROOKIE AFFILIATES

1969	Salt Lake City	Pioneer League
1981	Bradenton	Gulf Coast League
1982	Sarasota	Gulf Coast League
1989-92	Scottsdale	Arizona Rookie League
1993-2000	Peoria	Arizona Rookie League
1995-2003	Idaho Falls	Pioneer League
2004 - present	Padres 1	Arizona Rookie League
2017 - present	Padres 2	Arizona Rookie League

SCOUTING & PLAYER DEVELOPMENT

EL PASO CHIHUAHUAS (TRIPLE-A)




League	Pacific Coast League
Division	Pacific Southern Division
President	Alan Ledford
PR Contact and Email	Tim Hagerty - thagerty@epchihuahuas.com
Phone	(915) 242-2028
Website	www.milb.com/el-paso
Padres Affiliate Since	2014
Ballpark	Southwest University Park

SAN ANTONIO MISSIONS (DOUBLE-A)



League	Texas League (Double-A)
Division	Central League
President	Burl Yarbrough - burly@samissions.com
PR Contact and Email	Jeremy Sneed - jsneed@samissions.com
Phone	(210) 675-7275
Website	www.milb.com/san-antonio
Padres Affiliate Since	2007-18, 2021-present
Ballpark	Wolf Stadium

FORT WAYNE TINCAPS (HIGH-A)



League	Midwest League
Division	Eastern Division
President	Mike Nutter
PR Contact and Email	John Nolan - nolan@tincaps.com
Phone	(260) 482-6400
Website	www.milb.com/fort-wayne
Padres Affiliate Since	1999
Ballpark	Parkview Field

LAKE ELSINORE STORM (LOW-A)



League	California League
Division	South Division
General Managers	Shaun Brock and Christine Kavic
PR Contact and Email	Justin Picknard - jpicknard@stormbaseball.com
Phone	(951) 245-4487
Website	www.milb.com/lake-elsinore
Padres Affiliate Since	2001
Ballpark	The Diamond

MANAGERS




JARED SANDBERG



PHILLIP WELLMAN



BRIAN ESPOSITO



ERIC JUNGE

SCOUTING & PLAYER DEVELOPMENT



PITCHING COACHES



MIKE MCCARTHY



PETE ZAMORA



JIMMY JONES



LEO ROSALES

HITTING COACHES



JONATHAN MATTHEWS



RAUL PADRON



RANDOLPH GASSAWAY



PAT O'SULLIVAN

BENCH COACHES



ROBBY HAMMOCK



SHANE ROBINSON



JHONALDO POZO



FELIPE BLANCO

ATHLETIC TRAINERS



BRAD LAROSA



NICK COBERLY



DAVID BRYAN



MARITZA CASTRO


STRENGTH COACHES




A.J. RUSSELL



MARK SPADAVECCHIA



JIM BUCKLEY



AUSTIN HARRIS

SCOUTING & PLAYER DEVELOPMENT

ARIZONA COMPLEX LEAGUE



League	Arizona Complex League
Division	ACL West
2021 Record	26-32 (.448)
2021 Finish	4th in ACL West
Phone	(623) 773-8700
Padres affiliate since	1988
Ballpark	Peoria Stadium

2022 ACL PADRES COACHING STAFF



LUKAS RAY
Manager



ROBBIE PRICE
Pitching Coach



CARLOS CHAVEZ
Pitching Coach



JED MORRIS
Hitting Coach



MIGUEL DEL CASTILLO
Hitting Coach



JAKE MUELLER
Bench Coach




EDINSON RINCON
Assistant Strength & Conditioning Coach



LAUREN GOTTSCHALL
Athletic Trainer




STEPHANY SOTO
Strength & Conditioning Coach



DWAYNE PETERSON
Strength & Conditioning Coach

NOT PICTURED

JOSEAN PRIETO
Athletic Trainer



SCOUTING & PLAYER DEVELOPMENT



DOMINICAN SUMMER LEAGUE PADRES



League	Dominican Summer League
Division	Baseball City
2021 Record	37-21 (.638)
2019 Finish	2nd in DSL Baseball City
Phone	(809) 685-5000
Padres affiliate since	1987
Ballpark	Padres Dominican Republic Baseball Park

2022 DSL PADRES COACHING STAFF




NELSON CRUZ
Pitching Coach



JACKSON QUEZADA
Pitching Coach



WILFRI DE LA CRUZ
Bench Coach



SERGIO WEST
Strength & Conditioning Coach

NOT PICTURED

LUIS MENDEZ
Manager

YUNIR GARCIA
Hitting Coach

JUAN ROJAS
Bench Coach

DIEGO CEDENO
Bench Coach

RUDDY GIRON
Bench Coach

JAIRO GARCIA
Athletic Trainer

CRISTINA MEDINA
Strength & Conditioning Coach

JAIRO GARCIA
Assistant Athletic Trainer



SCOUTING & PLAYER DEVELOPMENT



PADRES DOMINICAN REPUBLIC BASEBALL PARK

Location	Najayo, San Cristobal, Dominican Republic
Design	HOK Sport
Local Architect	Jose Mella Febles & Assoc., S.A.
Construction Management	RALCO Construction Management Services
Contractors	Ing. Cristian Ciccone y Asociados, C. Por A.
Gross Square Footage	15 acres (653,400 square feet)

The Padres set new standards for Major League Baseball training facilities with their state-of-the-art Dominican Republic Baseball Park in Najayo, San Cristobal. Officially opened on April 30, 2008, the complex serves as the hub of the Padres Latin American operations where international players live and train year-round. The complex is also the home of the Dominican Summer League Padres. It served as the host location for the 2013 Padres' Instructional League.

The facility boasts two regulation-size playing fields and a half field, batting tunnels, covered pitching mounds and a clubhouse containing Major League-caliber weight and training rooms. The complex has housing for over 60 players as well as managers and coaches, including a kitchen and dining facilities. In an effort to create the ultimate facility, the Padres have incorporated on-site classrooms, a librar, computer learning centers and a first-rate player education program.

In conjunction with the construction of its Dominican Republic Baseball Park, the Padres have pioneered a community outreach program aimed at improving the quality of basic public education in the Dominican Republic. The Padres have partnered with SDSU, UCSD, SurFuturo, USAID and the American Chamber of Commerce Dominican Republic to improve four local community schools and incorporate after-school programs for students.

FEATURES

Two Regulation-Size Playing Fields

One Half Field

Batting Tunnels

20,000 sq. ft. Clubhouse

18,000 sq. ft. Players Residence


5,000 sq. ft. managers/coaches residence

Administrative Offices

Weight and Training Rooms

Dining Hall

Classrooms



SCOUTING & PLAYER DEVELOPMENT



PEORIA SPORTS COMPLEX

8131 W. Paradise Lane, Peoria, AZ 85382 | (623) 486-7000

Owner	City of Peoria		
First Game	Padres vs. Mariners, March 2, 1994		
Seating Capacity	12,339		
Outfield Dimensions			
Left Field	340 ft.	Right-Center	385 ft.
Left-Center	385 ft.	Right Field	340 ft.
Center Field	410 ft.		

The Padres began preparations for the 2021 season in Peoria, Ariz. for their 28th Spring Training at the Peoria Sports Complex. The complex, located 20 miles northwest of downtown Phoenix, serves as the spring home for both the Padres and the Seattle Mariners. It is the premier Cactus League venue on the west side of Phoenix, providing easy access from the 101 Loop and is within walking distance to Peoria's P83 entertainment district featuring shopping dining and entertainment. The complex provides separate state-of-the-art facilities for the two clubs, and both the Padres and Mariners clubhouses received over a combined 31 million dollars in renovations prior to the 2014 season. Each team's facility has six full fields, two-half fields for infield and base running drills, a bunting field, four covered batting tunnels and eight open air batting tunnels. Both clubhouses are over 55,000 square feet and include administrative offices, full-service kitchens and cafeterias, weight and training rooms and media workrooms.

Prior to the 2017 season, Peoria Stadium also underwent large LED and audio system upgrades including the following: New 2,100 square foot LED display, which was the largest in baseball's Cactus and Grapefruit Leagues and the first to feature 13HD LED. New display will measure approximately 35 feet high by 61 feet wide and feature a 13HD pixel layout to provide high-resolution imagery. Upgraded audio system includes fully-distributed sound, providing full-range sound reproduction for a powerful audio experience. Additional transformations preceding the 2014 season included the following: New 2,400 square foot team store along with renovated entrance gates and administrative offices. New fixed seats with cup holders as well as new seats along the first and third baselines and field level seating behind home plate.

The Colonnade, a new group space down the third base line was installed in 2016 featuring an upscale catering menu, TV's, private restrooms, full bar and viewing patio for groups of up to 200. New outfield pavilion in left field to accommodate groups of 20-300 as well as widened pedestrian walkway around the outfield. Accessible seating platforms added as well as an ADA accessible ramp to the stadium field. Public restroom upgrades. Infrastructure upgrades to water, fiber and information technology.

The working press box at Peoria Stadium has space for 35 writers and five separate broadcast booths. To reserve broadcast booth space, please contact JP Nolan in the Padres Media Relations Department at jpolan@padres.com.

Spring Training Record and Attendance		
Year	Overall Record	Home Attendance
1969	10-15	14,987
1970	14-12	17,991
1971	11-14	16,540
1972	12-8	13,437
1973	6-16	13,735
1974	10-10	15,748
1975	10-10	16,462
1976	8-7	10,420
1977	16-10	24,279
1978	15-13	30,270
1979	9-11	35,180
1980	8-10	27,881
1981	12-13	30,972
1982	15-8	29,788
1983	12-13	47,000
1984	13-17	50,262
1985	11-15	61,421
1986	16-14	62,103
1987	13-16	59,531
1988	11-16	59,485
1989	18-8	69,541
1990	12-2	23,481
1991	15-12	63,298
1992	13-15	63,071
1993	13-15	64,142
1994	11-18	91,011
1995	3-8-1	38,375
1996	20-13	75,385
1997	20-11	82,752
1998	19-10-3	104,995
1999	20-12-1	104,975
2000	16-14	96,359
2001	17-11	77,035
2002	18-15	83,777
2003	8-17-2	88,709
2004	11-20	77,918
2005	16-14	96,522
2006	17-11	85,443
2007	17-14	100,063
2008	12-14-4	132,361
2009	10-21	88,794
2010	18-10	79,671
2011	13-17-1	75,906
2012	20-16	87,962
2013	16-21	92,638
2014	11-13-6	81,212
2015	17-12-1	106,328
2016	10-21-2	95,410
2017	11-21-1	89,874
2018	15-10-5	82,421
2019	18-11-2	87,153
2020	12-8	N/A
2021	12-13-3	25,596
Total	688-663-72	3,249,670

SCOUTING & PLAYER DEVELOPMENT

ALL-TIME PADRES FIRST-ROUND DRAFT PICKS

Year	Month	Player	Position	Year	Month	Player	Position
1969	June	Randy Elliott	INF/OF	1992	June	none	
1970	January	John Scott	OF	1993	June	Derrek Lee	INF
	June	Mike Ivie	C	1994	June	Dustin Hermanson	RHP
1971	January	Dave Hilton	INF	1995	June	Ben Davis	C
	June	*John Grubb	OF	1996	June	Matt Halloran	INF
1972	January	Jay Franklin	RHP	1997	June	Kevin Nicholson	INF
		Cliff Butcher	RHP	1998	June	Sean Burroughs	INF
		*Rich Troedson	LHP	1999	June	Vince Faison	OF
1973	June	Dave Roberts	INF			Gerik Baxter	RHP
	January	Dave Wehmeister	RHP			Omar Ortiz	RHP
1974	June	Dave Winfield	OF	2000	June	Mark Phillips	LHP
	January	Tucker Ashford	INF	2001	June	Jake Gautreau	INF
1975	June	Bill Almon	INF	2002	June	Khalil Greene	INF
	January	Gene Richards	OF	2003	June	Tim Stauffer	RHP
1976	June	*Juan Eichelberger	RHP	2004	June	Matt Bush	INF
	January	Mike Lentz	LHP	2005	June	Cesar Carrillo	RHP
		Keith Miller	C			*Cesar Ramos	LHP
1977	June	Bob Shirley	LHP	2006	June	Matt Antonelli	INF
	January	Bob Owchinko	LHP			*Kylar Burke	OF
1978	June	Kevin Chapman	RHP	2007	June	Nick Schmidt	LHP
	January	Brian Greer	OF			*Kellen Kulbacki	OF
1979	June	Don Johnson	LHP			*Drew Cumberland	SS
	January	Andy Hawkins	RHP			*Mitch Canham	C
1980	June	John Stevenson	INF			*Cory Luebke	LHP
	January	Joe Lansford	INF			*Daniel Payne	OF
	June	Bob Geren	C	2008	June	Allan Dykstra	INF
1981	January	Ricky McMullen	INF			*Jaff Decker	OF
	June	Jeff Fyburn	OF			*Logan Forsythe	INF
1982	June	Kevin McReynolds	OF	2009	June	Donavan Tate	OF
	January	Frank Castro	C	2010	June	# Karsten Whitson	RHP
1983	June	*Scott Parsons	RHP	2011	June	Cory Spangenberg	INF
		Jimmy Jones	RHP			Joe Ross	RHP
		*Kevin Towers	RHP			*Michael Kelly	RHP
1984	June	Ray Hayward	LHP			*# Brett Austin	C
	January	*Craig Reid	INF			*Jace Peterson	INF
1985	June	Larry Martin	OF	2012	June	Max Fried	LHP
	January	*Randell Byers	OF			*Zach Eflin	RHP
	June	Shane Mack	OF			*Travis Jankowski	OF
1986	January	*Robert Grandstaff	INF			*Walker Weickel	RHP
	June	Joey Cora	INF	2013	June	Hunter Renfroe	OF
1987	January	Doug Brocail	RHP	2014	June	Trea Turner	SS
	June	*Brian Harrison	LHP	2015	June	none	
1988	June	Thomas Howard	OF	2016	June	Cal Quantrill	RHP
	January	*Pete Roberts	LHP			Hudson Potts	INF
1989	June	Kevin Garner	RHP			Eric Lauer	LHP
	January	Kevin Benes	RHP	2017	June	MacKenzie Gore	LHP
1990	June	none		2018	June	Ryan Weathers	LHP
	January	Robbie Beckett	LHP	2019	June	C.J. Abrams	SS
1991	June	Joey Hamilton	RHP	2020	June	Robert Hassell III	OF
	July			2021	July	Jackson Merrill	INF

*Selected in the Secondary Phase
#Did Not Sign

NO. 1 OVERALL DRAFT PICKS TO APPEAR WITH THE PADRES

Draft	Player	Original Team	Years with San Diego
1970	Mike Ivie (1B)	SD	1971, 1974-1977
1972	Dave Roberts (3B)	SD	1972-75, 1977-78
1974	Bill Almon (INF)	SD	1974-1978
1984	Shawn Abner (OF)	NYM	1987-1990
1988	Andy Benes (RHP)	SD	1989-1994
1992	Phil Nevin (INF)	HOU	1999-2004
2000	Adrian Gonzalez (1B)	FL	2006-2009
2005	Justin Upton (LF)	ARI	2014

MINOR LEAGUERS



C.J. ABRAMS *INF*

HEIGHT 6-2	BATS L	Full Name	Paul Christopher Abrams Jr.
		Date of Birth	October 3, 2000 in Atlanta, Georgia
		2022 Opening Day Age	21
WEIGHT 185	THROWS R	How Obtained	Signed as a first-round selection (sixth overall) in the 2019 First-Year Player Draft
		School	Blessed Trinity High School (GA)

JOSMAR ACEVEDO *RHP*

HEIGHT 6-1	BATS R	Full Name	Josmar Jesus Acevedo Cedenó
		Date of Birth	December 22, 2003 in Nueva Esparta, Venezuela
		2022 Opening Day Age	18
WEIGHT 170	THROWS R	How Obtained	Signed as an international free agent on January 15, 2022
		School	international

LUIS ACOSTA *RHP*

HEIGHT 6-1	BATS R	Full Name	Luis Jose Acosta Vallejo
		Date of Birth	February 5, 2001 in San Cristobal, Dominican Republic
		2022 Opening Day Age	21
WEIGHT 175	THROWS R	How Obtained	Signed as an international free agent on February 5, 2021
		School	international

MATT ACOSTA *OF*

HEIGHT 5-11	BATS L	Full Name	Matthew Gabriel Acosta
		Date of Birth	April 1, 1998 in Upland, California
		2022 Opening Day Age	23
WEIGHT 185	THROWS L	How Obtained	Signed as a 12th-round selection in the 2019 First-Year Player Draft
		School	University of Southern California (CA)

VICTOR ACOSTA *INF*

HEIGHT 5-11	BATS S	Full Name	Victor Manuel Acosta Cabrera
		Date of Birth	June 10, 2004 in Samana, Dominican Republic
		2022 Opening Day Age	17
WEIGHT 170	THROWS R	How Obtained	Signed as an international free agent on January 15, 2021
		School	international

KELVIN ALARCON *INF*

HEIGHT 6-1	BATS S	Full Name	Kelvin De Jesus Alarcon Oropeza
		Date of Birth	March 6, 1999 in Villa de Cura, Venezuela
		2022 Opening Day Age	23
WEIGHT 155	THROWS R	How Obtained	Signed as an international free agent on July 2, 2015
		School	international

LUIS ALMANZAR *INF*

HEIGHT 6-0	BATS R	Full Name	Luis Jose Almanzar Amesquita
		Date of Birth	November 1, 1999 in Santo Domingo, Dominican Republic
		2022 Opening Day Age	22
WEIGHT 180	THROWS R	How Obtained	Signed as an international free agent on July 2, 2016
		School	international

MINOR LEAGUERS

JARED ALVAREZ-LOPEZ *c*

HEIGHT 6-2	BATS R	Full Name	Jared Elijah Alvarez-Lopez
		Date of Birth	January 18, 2001 in Houston, Texas
		2022 Opening Day Age	21
WEIGHT 200	THROWS R	How Obtained	Signed as a 17th-round selection in the 2019 First-Year Player Draft
		School	Cypress Ranch High School (TX)

EURIBIEL ANGELES *INF*

HEIGHT 5-11	BATS R	Full Name	Euribiel Angeles Mercedes
		Date of Birth	May 11, 2002 in Higuey, Dominican Republic
		2022 Opening Day Age	19
WEIGHT 175	THROWS R	How Obtained	Signed as an international free agent on July 2, 2018
		School	international

NEIFI ANTUNEZ *INF*

HEIGHT 5-10	BATS R	Full Name	Neifi David Antunez Rico
		Date of Birth	April 21, 2002 in Rio Tucani, Venezuela
		2022 Opening Day Age	19
WEIGHT 160	THROWS R	How Obtained	Signed as an international free agent on July 2, 2018
		School	international

CHARLIS AQUINO *INF*

HEIGHT 6-2	BATS R	Full Name	Charlis Esteban Aquino Arias
		Date of Birth	November 18, 2001 in San Cristobal, Dominican Republic
		2022 Opening Day Age	20
WEIGHT 165	THROWS R	How Obtained	Signed as an international free agent on July 2, 2018
		School	international

JOEL ASENCIO *RHP*

HEIGHT 6-7	BATS R	Full Name	Joel Asencio Cabral
		Date of Birth	March 23, 2003 in Santo Domingo, Dominican Republic
		2022 Opening Day Age	19
WEIGHT 180	THROWS R	How Obtained	Signed as an international free agent on April 22, 2021
		School	international

JOSE AZOCAR *OF*

HEIGHT 5-9	BATS R	Full Name	Jose Enrique Azocar Perez
		Date of Birth	May 11, 1996 in Guirina, Venezuela
		2022 Opening Day Age	25
WEIGHT 180	THROWS R	How Obtained	Signed as a minor league free agent on November 9, 2020
		School	international

LAKE BACHAR *RHP*

HEIGHT 6-2	BATS R	Full Name	Lake David Bachar
		Date of Birth	June 3, 1995 in Winfield, Illinois
		2022 Opening Day Age	26
WEIGHT 205	THROWS R	How Obtained	Signed as a fifth-round selection in the 2016 First-Year Player Draft
		School	University of Wisconsin-Whitewater (WI)

MINOR LEAGUERS



HENRY BAEZ *RHP*

HEIGHT 6-3	BATS R	Full Name	Henry Manuel Baez Aquino
		Date of Birth	October 12, 2002 in San Cristobal, Dominican Republic
		2022 Opening Day Age	20
WEIGHT 175	THROWS R	How Obtained	Signed as an international free agent on July 2, 2019
		School	international

OLIVIER BASABE *INF*

HEIGHT 6-0	BATS R	Full Name	Olivier Enrique Basabe
		Date of Birth	July 15, 1997 in Maracaibo, Venezuela
		2022 Opening Day Age	24
WEIGHT 188	THROWS R	How Obtained	Signed as an eighth-round selection in the 2017 First-Year Player Draft
		School	Faulkner University (AL)

MATTHEW BATTEN *INF*

HEIGHT 5-11	BATS R	Full Name	Matthew Albert Batten
		Date of Birth	June 22, 1995 in Shelton, Connecticut
		2022 Opening Day Age	26
WEIGHT 180	THROWS R	How Obtained	Signed as a 32nd-round selection in the 2017 First-Year Player Draft
		School	Quinnipiac University (CT)

CARLOS BELEN *RHP*

HEIGHT 6-1	BATS R	Full Name	Carlos Reynaldo Belen Guante
		Date of Birth	February 28, 1996 in Santo Domingo, Dominican Republic
		2022 Opening Day Age	26
WEIGHT 213	THROWS R	How Obtained	Signed as a international free agent on July 2, 2012
		School	international

EDDY BELTRE *OF*

HEIGHT 5-11	BATS R	Full Name	Eddy Manuel Beltre Encarnacion
		Date of Birth	April 16, 2004 in Santo Domingo, Dominican Republic
		2022 Opening Day Age	18
WEIGHT 165	THROWS R	How Obtained	Signed as a international free agent on January 15, 2021
		School	international

EDWUIN BENCOMO *RHP*

HEIGHT 6-2	BATS R	Full Name	Edwuin Miguel Bencomo Hernandez
		Date of Birth	April 14, 1999 in Rio Chico, Venezuela
		2022 Opening Day Age	22
WEIGHT 165	THROWS R	How Obtained	Signed as an international free agent on March 3, 2016
		School	international

COLTON BENDER *c*

HEIGHT 5-9	BATS R	Full Name	Colton Michael Bender
		Date of Birth	January 1999 in Norwich, Connecticut
		2022 Opening Day Age	23
WEIGHT 190	THROWS R	How Obtained	Signed as a 10th-round selection in the 2021 First-Year Player Draft
		School	Quinnipiac University (CT)

MINOR LEAGUERS

RYAN BERGERT *RHP*

HEIGHT 6-2	BATS R	Full Name	Ryan Michael Bergert
		Date of Birth	March 8, 2000 in Canton, Ohio
		2022 Opening Day Age	22
WEIGHT 210	THROWS R	How Obtained	Signed as a sixth-round selection in the 2021 First-Year Player Draft
		School	West Virginia University (WV)

JASON BLANCHARD *LHP*

HEIGHT 6-0	BATS R	Full Name	Jason Randall Blanchard
		Date of Birth	June 25, 1997 in Austin, Texas
		2022 Opening Day Age	24
WEIGHT 185	THROWS L	How Obtained	Signed as a ninth-round selection in the 2019 First-Year Player Draft
		School	Lamar University (TX)

LUKE BOYD *RHP*

HEIGHT 6-2	BATS R	Full Name	Luke Lawrence Boyd
		Date of Birth	November 21, 1997 in Ojai, California
		2022 Opening Day Age	24
WEIGHT 185	THROWS R	How Obtained	Signed as a 17th-round selection in the 2021 First-Year Player Draft
		School	Baylor University (TX)

JORDAN BRINK *RHP*

HEIGHT 6-0	BATS L	Full Name	Jordan Michael Brink
		Date of Birth	March 18, 1993 in Fresno, California
		2022 Opening Day Age	29
WEIGHT 201	THROWS R	How Obtained	Signed as a minor league free agent on November 15, 2021
		School	California State University, Fresno (CA)

AJ BROWN *OF*

HEIGHT 6-2	BATS R	Full Name	Arthur J. Brown
		Date of Birth	June 30, 1997 in Starkville, Mississippi
		2022 Opening Day Age	24
WEIGHT 210	THROWS R	How Obtained	Signed as a 19th-round selection in the 2016 First-Year Player Draft
		School	Starkville High School (MS)

NICK BURDI *RHP*

HEIGHT 6-3	BATS R	Full Name	Nick Burdi
		Date of Birth	January 19, 1993 in Hinsdale, Illinois
		2022 Opening Day Age	29
WEIGHT 218	THROWS R	How Obtained	Signed as a minor league free agent on December 16, 2020
		School	University of Louisville (KY)

ALAIN CAMOU *INF*

HEIGHT 5-11	BATS L	Full Name	Alain Camou
		Date of Birth	November 1, 2003 in Phoenix, Arizona
		2022 Opening Day Age	18
WEIGHT 150	THROWS R	How Obtained	Signed as a non-drafted free agent on January 15, 2022
		School	Alhambra High School



MINOR LEAGUERS

MICHAEL CANTU *c*

HEIGHT 6-3	BATS R	Full Name	Michael Everett Cantu
		Date of Birth	August 28, 1995 in Corpus Christi, Texas
		2022 Opening Day Age	26
WEIGHT 235	THROWS R	How Obtained	Signed as a non-drafted free agent on August 18, 2017
		School	University of Texas (TX)

OLIVER CARRILLO *OF*

HEIGHT 5-11	BATS R	Full Name	Oliver Carrillo Beltran
		Date of Birth	January 19, 2002 in Sinaloa, Mexico
		2022 Opening Day Age	20
WEIGHT 210	THROWS R	How Obtained	Signed as an international free agent on December 14, 2021
		School	international

MARCOS CASTANON *INF*

HEIGHT 6-0	BATS R	Full Name	Marcos Castanon
		Date of Birth	March 23, 1999 in San Bernardino, California
		2022 Opening Day Age	20
WEIGHT 195	THROWS R	How Obtained	Signed as a 12th-round selection in the 2021 First-Year Player Draft
		School	University of California, Santa Barbara (CA)

WILTON CASTILLO *RHP*

HEIGHT 6-7	BATS R	Full Name	Wilton Jorge Castillo Franco
		Date of Birth	February 12, 2000 in Havana, Cuba
		2022 Opening Day Age	22
WEIGHT 190	THROWS R	How Obtained	Signed as an international free agent on October 14, 2020
		School	international

JESUS CASTRO *c*

HEIGHT 5-10	BATS R	Full Name	Jesus David Castro Heredia
		Date of Birth	July 7, 2004 in Caracas, Venezuela
		2022 Opening Day Age	17
WEIGHT 158	THROWS R	How Obtained	Signed as an international free agent on August 23, 2021
		School	international

MANUEL CASTRO *RHP*

HEIGHT 5-11	BATS R	Full Name	Manuel Octavio Castro Valdez
		Date of Birth	May 11, 2002 in Sinaloa
		2022 Opening Day Age	19
WEIGHT 165	THROWS R	How Obtained	Signed as an international free agent on June 22, 2021
		School	international

NERWILIAN CEDENO *INF*

HEIGHT 5-11	BATS S	Full Name	Nerwilian Enrique Cedeno Soto
		Date of Birth	March 16, 2002 in Rio Tucani, Venezuela
		2022 Opening Day Age	20
WEIGHT 175	THROWS R	How Obtained	Signed as an international free agent on July 2, 2018
		School	international

MINOR LEAGUERS

OLIVER CEDENO *INF*

HEIGHT 5-10	BATS S	Full Name	Oliver De Jesus Cedeno
		Date of Birth	September 10, 2004 in Bolivar, Venezuela
		2022 Opening Day Age	17
WEIGHT 160	THROWS R	How Obtained	Signed as an international free agent on January 15, 2022
		School	international

JAVIER CHACON *LHP*

HEIGHT 5-11	BATS L	Full Name	Javier Martin Chacon Alfonso
		Date of Birth	December 24, 2002 in Havana, Cuba
		2022 Opening Day Age	19
WEIGHT 190	THROWS L	How Obtained	Signed as an international free agent on January 18, 2021
		School	international

NESTOR CHEVALIER *INF*

HEIGHT 6-0	BATS R	Full Name	Nestor Miguel Chevalier Mercedes
		Date of Birth	September 25, 2004 in La Romana, Dominican Republic
		2022 Opening Day Age	17
WEIGHT 165	THROWS R	How Obtained	Signed as an international free agent on January 15, 2022
		School	international

JHOSEP CHIRINOS *RHP*

HEIGHT 6-4	BATS R	Full Name	Jhosep David Chirinos Machado
		Date of Birth	April 17, 2004 in Caracas, Venezuela
		2022 Opening Day Age	17
WEIGHT 175	THROWS R	How Obtained	Signed as an international free agent on January 15, 2022
		School	international

KEEGAN COLLETT *RHP*

HEIGHT 6-4	BATS R	Full Name	Keegan Anthony Collett
		Date of Birth	July 27, 1998 in Waxahachie, Texas
		2022 Opening Day Age	23
WEIGHT 220	THROWS R	How Obtained	Signed as a 35th-round selection in the 2019 First-Year Player Draft
		School	Florida Gulf Coast University (FL)

KASHON CONLIFFE *OF*

HEIGHT 5-11	BATS R	Full Name	Kashon Travon Ramond Conliffe
		Date of Birth	July 5, 2005 in New Providence, Bahamas
		2022 Opening Day Age	16
WEIGHT 150	THROWS R	How Obtained	Signed as an international free agent on January 17, 2022
		School	international

JOSE CORDERO *OF*

HEIGHT 6-1	BATS R	Full Name	Jose Karin Cordero Valdez
		Date of Birth	May 24, 2003 in San Cristobal, Dominican Republic
		2022 Opening Day Age	18
WEIGHT 165	THROWS R	How Obtained	Signed as an international free agent on July 2, 2019
		School	international

MINOR LEAGUERS



TOM COSGROVE *LHP*

HEIGHT 6-2	BATS L	Full Name	Thomas Cosgrove
		Date of Birth	June 14, 1996 in Staten Island, New York
		2022 Opening Day Age	25
WEIGHT 190	THROWS L	How Obtained	Signed as a 12th-round selection in the 2017 First-Year Player Draft
		School	Manhattan College (NY)

CHRISTIAN CRESPO *RHP*

HEIGHT 5-11	BATS R	Full Name	Christian David Crespo Segovia
		Date of Birth	January 30, 2003 in Baja California Sur, Mexico
		2022 Opening Day Age	19
WEIGHT 150	THROWS R	How Obtained	Signed as an international free agent on January 15, 2022
		School	international

COLE CUMMINGS *INF*

HEIGHT 6-2	BATS L	Full Name	Cole James Cummings
		Date of Birth	June 28, 1998 in Orange, California
		2022 Opening Day Age	23
WEIGHT 200	THROWS R	How Obtained	Signed as a non-drafted free agent on July 19, 2021
		School	University of California, Santa Barbara (CA)

MICHAEL CURRY *OF*

HEIGHT 6-1	BATS R	Full Name	Michael Aaron Curry
		Date of Birth	July 4, 1997 in West Palm Beach, Florida
		2022 Opening Day Age	24
WEIGHT 212	THROWS R	How Obtained	Signed as a 16th-round selection in the 2018 First-Year Player Draft
		School	University of Georgia (GA)

JARRYD DALE *INF*

HEIGHT 6-1	BATS R	Full Name	Jarryd James Dale
		Date of Birth	September 11, 2000 in Melbourne, Australia
		2022 Opening Day Age	21
WEIGHT 180	THROWS R	How Obtained	Signed as an international free agent on July 2, 2017
		School	McKinnon Secondary College (AU)

CULLEN DANA *LHP*

HEIGHT 6-4	BATS R	Full Name	Cullen Frederick Dana
		Date of Birth	August 7, 1997 in Goshen, New York
		2022 Opening Day Age	24
WEIGHT 210	THROWS L	How Obtained	Signed as a 30th-round selection in the 2018 First-Year Player Draft
		School	Seton Hall University (NJ)

ADRIAN DE LOS SANTOS *RHP*

HEIGHT 6-3	BATS R	Full Name	Adrian De Los Santos Payano
		Date of Birth	August 16, 2000 in Monte Plata, Dominican Republic
		2022 Opening Day Age	21
WEIGHT 190	THROWS R	How Obtained	Signed as an international free agent on June 6, 2021
		School	international

MINOR LEAGUERS

EIZON DELGADO *OF*

HEIGHT 5-11	BATS R	Full Name	Eizon Ledian Delgado Mayor
		Date of Birth	March 24, 2004 in La Habana, Cuba
		2022 Opening Day Age	18
WEIGHT 170	THROWS R	How Obtained	Signed as an international free agent on January 15, 2022
		School	international

DANNY DENZ *LHP*

HEIGHT 5-10	BATS L	Full Name	Daniel Salvatore Denz
		Date of Birth	May 20, 1998 in Elk Grove Village, Illinois
		2022 Opening Day Age	23
WEIGHT 195	THROWS L	How Obtained	Signed as a minor league free agent on June 15, 2020
		School	University of Memphis (TN)

JUSTIN DIAZ *INF*

HEIGHT 6-0	BATS S	Full Name	Jostin Samuels Diaz Familia
		Date of Birth	May 18, 2002 in Santo Domingo, Dominican Republic
		2022 Opening Day Age	19
WEIGHT 170	THROWS R	How Obtained	Signed as an international free agent on July 2, 2018
		School	international

REGGIE DOWSTON *OF*

HEIGHT 5-11	BATS R	Full Name	Reginald Rodwick Dowston Tejada
		Date of Birth	June 28, 2002 in Santo Domingo, Dominican Republic
		2022 Opening Day Age	19
WEIGHT 170	THROWS R	How Obtained	Signed as an international free agent on July 2, 2018
		School	international

VICTOR DUARTE *INF*

HEIGHT 5-11	BATS R	Full Name	Victor Andres Duarte
		Date of Birth	February 23, 2001 in Tucupita, Venezuela
		2022 Opening Day Age	21
WEIGHT 170	THROWS R	How Obtained	Signed as an international free agent on July 2, 2018
		School	international

LUCAS DUNN *INF*

HEIGHT 6-0	BATS R	Full Name	Lucas Hollmann Ray Dunn
		Date of Birth	April 30, 1999 in Panama City Beach, Florida
		2022 Opening Day Age	22
WEIGHT 209	THROWS R	How Obtained	Signed as a eighth-round selection in the 2021 First-Year Player Draft
		School	University of Louisville (KY)

VLADIMIR ECHAVARRIA *INF*

HEIGHT 5-11	BATS R	Full Name	Vladimir Echavarría Esquea
		Date of Birth	April 12, 2000 in Santo Domingo, Dominican Republic
		2022 Opening Day Age	21
WEIGHT 160	THROWS R	How Obtained	Signed as an international free agent on July 2, 2017
		School	international

MINOR LEAGUERS



ALBERT FABIAN *OF*

HEIGHT 6-0	BATS L	Full Name	Albert De Jesus Fabian Florentino
		Date of Birth	December 21, 2001 in Santiago, Dominican Republic
		2022 Opening Day Age	20
WEIGHT 215	THROWS L	How Obtained	Signed as an international free agent on July 2, 2018
		School	international

JUSTIN FARMER *OF*

HEIGHT 6-2	BATS R	Full Name	Justin Aaron Farmer
		Date of Birth	December 19, 1998 in Riverview, Florida
		2022 Opening Day Age	23
WEIGHT 195	THROWS R	How Obtained	Signed as a non-drafted free agent on August 19, 2021
		School	Florida International University (FL)

MASON FEOLE *LHP*

HEIGHT 6-2	BATS L	Full Name	Mason Anthony Feole
		Date of Birth	August 28, 1998 in Providence, Rhode Island
		2022 Opening Day Age	23
WEIGHT 205	THROWS L	How Obtained	Signed as an 11th-round selection in the 2019 First-Year Player Draft
		School	University of Connecticut (CT)

MAX FERGUSON *INF*

HEIGHT 6-1	BATS L	Full Name	Max Tucker Ferguson
		Date of Birth	August 23, 1999 in Jacksonville, Florida
		2022 Opening Day Age	22
WEIGHT 185	THROWS R	How Obtained	Signed as a fifth-round selection in the 2021 First-Year Player Draft
		School	University of Tennessee (TN)

RAFAEL FERMIN *INF*

HEIGHT 6-0	BATS R	Full Name	Rafael Fermin Payano
		Date of Birth	December 25, 2001 in Samana, Dominican Republic
		2022 Opening Day Age	20
WEIGHT 170	THROWS R	How Obtained	Signed as an international free agent on July 4, 2019
		School	international

JUAN FERNANDEZ *C*

HEIGHT 5-11	BATS R	Full Name	Juan Carlos Fernandez Suarez
		Date of Birth	March 7, 1999 in Valencia, Venezuela
		2022 Opening Day Age	23
WEIGHT 180	THROWS R	How Obtained	Signed as an international free agent on March 2, 2016
		School	international

MASON FOX *RHP*

HEIGHT 6-2	BATS R	Full Name	Mason Fox
		Date of Birth	January 7, 1997 in Asheville, North Carolina
		2022 Opening Day Age	26
WEIGHT 170	THROWS R	How Obtained	Signed as a 21st-round selection in the 2018 First-Year Player Draft
		School	Gardner-Webb University (NC)

MINOR LEAGUERS

RUBEN GALINDO *RHP*

HEIGHT 6-1	BATS R	Full Name	Ruben Antonio Galindo Naar
		Date of Birth	January 24, 2001 in Antioquia, Colombia
		2022 Opening Day Age	21
WEIGHT 175	THROWS R	How Obtained	Signed as an international free agent on July 2, 2019
		School	international

JEFERSON GARCIA *RHP*

HEIGHT 6-0	BATS R	Full Name	Jeferson Jesus Garcia Gonzalez
		Date of Birth	February 4, 2000 in Turmero, Venezuela
		2022 Opening Day Age	22
WEIGHT 165	THROWS R	How Obtained	Signed as an international free agent on July 6, 2017
		School	international

ANGEL GARZA *RHP*

HEIGHT 6-1	BATS R	Full Name	Angel Roman Garza Cantu
		Date of Birth	December 7, 2004 in Monterrey, Mexico
		2022 Opening Day Age	17
WEIGHT 200	THROWS R	How Obtained	Signed as an international free agent on January 15, 2022
		School	international

ROBERT GASSER *LHP*

HEIGHT 6-1	BATS L	Full Name	Robert Riordan Gasser
		Date of Birth	May 31, 1999 in Folsom, California
		2022 Opening Day Age	22
WEIGHT 190	THROWS L	How Obtained	Signed as a second-round selection in the 2021 First-Year Player Draft
		School	University of Houston (TX)

GRANT GAVIN *c*

HEIGHT 6-2	BATS R	Full Name	Grant Gavin
		Date of Birth	July 10, 1995 in Parkville, Missouri
		2022 Opening Day Age	26
WEIGHT 185	THROWS R	How Obtained	Selected in the Triple-A Phase of the 2021 Rule 5 Draft from the Kansas City Royals
		School	University of Central Missouri (MO)

JOSE GERALDO *RHP*

HEIGHT 6-3	BATS R	Full Name	Jose Manuel Geraldo Garcia
		Date of Birth	January 30, 1999 in Azua, Dominican Republic
		2022 Opening Day Age	23
WEIGHT 200	THROWS R	How Obtained	Signed as an international free agent on January 12, 2018
		School	international

LUIS GERMAN *RHP*

HEIGHT 6-2	BATS R	Full Name	Luis Fernando German Cabrera
		Date of Birth	October 14, 2001 in San Cristobal, Dominican Republic
		2022 Opening Day Age	20
WEIGHT 160	THROWS R	How Obtained	Signed as an international free agent on January 15, 2022
		School	international

MINOR LEAGUERS



ESTIVEN GIRON *c*

HEIGHT 5-11	BATS R	Full Name	Estiven Jesus Gregorio Giron Teran
		Date of Birth	May 25, 2005 in Caracas, Venezuela
		2022 Opening Day Age	16
WEIGHT 170	THROWS R	How Obtained	Signed as an international free agent on January 15, 2022
		School	international

CHRIS GIVIN *INF*

HEIGHT 6-2	BATS R	Full Name	Christopher Brian Givin
		Date of Birth	March 21, 1997 in St. Paul, Minnesota
		2022 Opening Day Age	25
WEIGHT 190	THROWS R	How Obtained	Signed as a 19th-round selection in the 2019 First-Year Player Draft
		School	Xavier University (OH)

JESUS GONZALEZ *LHP*

HEIGHT 5-10	BATS L	Full Name	Jesus Andres Gonzalez Ascanio
		Date of Birth	June 12, 2001 in Aragua, Venezuela
		2022 Opening Day Age	20
WEIGHT 160	THROWS L	How Obtained	Signed as an international free agent on July 2, 2017
		School	international

MICHAEL GREEN *OF*

HEIGHT 6-0	BATS L	Full Name	Michael Jeffrey Green
		Date of Birth	June 10, 1998 in Augusta, Georgia
		2022 Opening Day Age	23
WEIGHT 190	THROWS L	How Obtained	Signed as a minor league free agent on June 15, 2020
		School	Clemson University (SC)

JORDAN GUERRERO *RHP*

HEIGHT 6-5	BATS R	Full Name	Jordan Marcelo Guerrero
		Date of Birth	August 1, 1996 in Sarasota, Florida
		2022 Opening Day Age	25
WEIGHT 260	THROWS R	How Obtained	Signed as a sixth-round selection in the 2015 First-Year Player Draft
		School	Polk State University (FL)

SEAN GUILBE *INF*

HEIGHT 6-1	BATS R	Full Name	Sean Angel Francis Guilbe
		Date of Birth	December 3, 1999 in Philadelphia, Pennsylvania
		2022 Opening Day Age	22
WEIGHT 190	THROWS R	How Obtained	Signed as a 12th-round selection in the 2018 First-Year Player Draft
		School	Muhlenberg High School (PA)

LUIS GUTIERREZ *LHP*

HEIGHT 6-0	BATS L	Full Name	Luis Alejandro Gutierrez Malave
		Date of Birth	July 31, 2003 in Zulia, Venezuela
		2022 Opening Day Age	18
WEIGHT 175	THROWS L	How Obtained	Signed as an international free agent on July 31, 2019
		School	international

MINOR LEAGUERS

ROBERT HASSELL III *OF*

HEIGHT 6-2	BATS L	Full Name	Robert Harris Hassell III
		Date of Birth	August 15, 2001 in Franklin, Tennessee
		2022 Opening Day Age	20
WEIGHT 195	THROWS L	How Obtained	Signed as a first-round selection in the 2020 First-Year Player Draft
		School	Independence High School (TN)

GARRETT HAWKINS *RHP*

HEIGHT 6-5	BATS R	Full Name	Garrett David Hawkins
		Date of Birth	February 10, 2000 in Saskatoon, Canada
		2022 Opening Day Age	22
WEIGHT 230	THROWS R	How Obtained	Signed as a ninth-round selection in the 2021 First-Year Player Draft
		School	University of British Columbia (Vancouver, BC)

JAGGER HAYNES *LHP*

HEIGHT 6-3	BATS L	Full Name	Coleman Jagger Haynes
		Date of Birth	September 20, 2002 in Whiteville, North Carolina
		2022 Opening Day Age	19
WEIGHT 170	THROWS L	How Obtained	Signed as a fifth-round selection in the 2020 First-Year Player Draft
		School	West Columbus High School (NC)

BRENDEN HEISS *RHP*

HEIGHT 6-1	BATS R	Full Name	Brenden Michael Heiss
		Date of Birth	September 15, 1997 in Park Ridge, Illinois
		2022 Opening Day Age	24
WEIGHT 200	THROWS R	How Obtained	Signed as a non-drafted free agent on July 24, 2021
		School	University of Arkansas (AR)

HENRY HENRY *RHP*

HEIGHT 6-4	BATS R	Full Name	Henry Henry Montas
		Date of Birth	December 17, 1998 in San Cristobal, Dominican Republic
		2022 Opening Day Age	23
WEIGHT 178	THROWS R	How Obtained	Signed as an international free agent on July 2, 2015
		School	international

CRISTIAN HEREDIA *OF*

HEIGHT 6-3	BATS R	Full Name	Cristian Jesus Heredia Mateo
		Date of Birth	April 12, 2001 in Madrid, Spain
		2022 Opening Day Age	20
WEIGHT 175	THROWS R	How Obtained	Signed as an international free agent on July 2, 2017
		School	international

ALEJANDRO HERNANDEZ *INF*

HEIGHT 5-11	BATS R	Full Name	Alejandro Hernandez
		Date of Birth	October 19, 1999 in Carabobo, Venezuela
		2022 Opening Day Age	22
WEIGHT 175	THROWS R	How Obtained	Signed as an international free agent on January 15, 2021
		School	international

MINOR LEAGUERS



OSVALDO HERNANDEZ *LHP*

HEIGHT 6-0	BATS L	Full Name	Osvaldo Hernandez Herrera
		Date of Birth	May 15, 1998 in Havana, Cuba
		2022 Opening Day Age	23
WEIGHT 175	THROWS L	How Obtained	Signed as an international free agent on May 13, 2017
		School	international

WYATT HOFFMAN *INF*

HEIGHT 5-9	BATS R	Full Name	Wyatt Quade Hoffman
		Date of Birth	March 16, 1999 in San Diego, California
		2022 Opening Day Age	23
WEIGHT 170	THROWS R	How Obtained	Signed as a non-drafted free agent on September 21, 2021
		School	University of the Pacific (CA)

JONNY HOMZA *INF*

HEIGHT 6-0	BATS R	Full Name	Jonathan Brooks Homza
		Date of Birth	June 13, 1999 in Anchorage, Alaska
		2022 Opening Day Age	22
WEIGHT 185	THROWS R	How Obtained	Signed as a fifth-round selection in the 2017 First-Year Player Draft
		School	South High School (AK)

REINALDO ILARRAZA *INF*

HEIGHT 5-10	BATS S	Full Name	Reinaldo Andres Ilarraza Betancourt
		Date of Birth	January 12, 1999 in Yaracuy, Venezuela
		2022 Opening Day Age	23
WEIGHT 150	THROWS R	How Obtained	Signed as a non-drafted free agent on July 2, 2015
		School	international

JAIRO IRIARTE *RHP*

HEIGHT 6-2	BATS R	Full Name	Jairo Alejandro Iriarte Mayora
		Date of Birth	December 15, 2001 in Vargas, Venezuela
		2022 Opening Day Age	20
WEIGHT 160	THROWS R	How Obtained	Signed as an international free agent on July 2, 2018
		School	international

ALEK JACOB *RHP*

HEIGHT 6-3	BATS L	Full Name	Alek Scott Jacob
		Date of Birth	June 16, 1998 in Spokane, Washington
		2022 Opening Day Age	23
WEIGHT 195	THROWS R	How Obtained	Signed as a 16th-round selection in the 2021 First-Year Player Draft
		School	Gonzaga University (WA)

PIERCE JONES *OF*

HEIGHT 6-1	BATS R	Full Name	Pierce Cameron Jones
		Date of Birth	June 15, 2001 in Chicago, Illinois
		2022 Opening Day Age	20
WEIGHT 185	THROWS R	How Obtained	Signed as a 26th-round selection in the 2019 First-Year Player Draft
		School	Marian Catholic HS (IL)

MINOR LEAGUERS

SAM KEATING *RHP*

HEIGHT 6-3	BATS R	Full Name	Sam Patrick Keating
		Date of Birth	August 31, 1998 in Fort Meyers, Florida
		2022 Opening Day Age	23
WEIGHT 175	THROWS R	How Obtained	Signed as a fourth-round selection in the 2017 First-Year Player Draft
		School	Canterbury High School (FL)

ADAM KERNER *C*

HEIGHT 5-10	BATS R	Full Name	Adam Joseph Kerner
		Date of Birth	July 31, 1998 in Tarzana, California
		2022 Opening Day Age	23
WEIGHT 195	THROWS R	How Obtained	Signed as a non-drafted free agent on June 19, 2020
		School	University of San Diego (CA)

TAYLOR KOHLWEY *OF*

HEIGHT 6-3	BATS L	Full Name	Taylor Scott Kohlwey
		Date of Birth	July 20, 1994 in Holmen, Wisconsin
		2022 Opening Day Age	27
WEIGHT 200	THROWS L	How Obtained	Signed as a 21st-round selection in the 2016 First-Year Player Draft
		School	University of Wisconsin at La Crosse (WI)

BRANDON KOMAR *RHP*

HEIGHT 6-0	BATS R	Full Name	Brandon Joseph Komar
		Date of Birth	May 8, 1999 in Mukwonago, Wisconsin
		2022 Opening Day Age	22
WEIGHT 195	THROWS R	How Obtained	Signed as a 13th-round selection in the 2019 First-Year Player Draft
		School	Madison Area Technical College (WI)

KEVIN KOPPS *RHP*

HEIGHT 6-0	BATS R	Full Name	Kevin Richard Kopps
		Date of Birth	March 2, 1997 in Houston, Texas
		2022 Opening Day Age	25
WEIGHT 210	THROWS R	How Obtained	Signed as a third-round selection in the 2021 First-Year Player Draft
		School	University of Arkansas (AR)

YERRY LANDINEZ *INF*

HEIGHT 6-1	BATS S	Full Name	Yerry Dionaiker Landinez Ilarraza
		Date of Birth	January 20, 2001 in San Felipe, Venezuela
		2022 Opening Day Age	21
WEIGHT 170	THROWS R	How Obtained	Signed as an international free agent on July 2, 2017
		School	international

JUSTIN LANGE *RHP*

HEIGHT 6-4	BATS R	Full Name	Justin Craig Lange
		Date of Birth	September 11, 2001 in Fredericksburg, Texas
		2022 Opening Day Age	20
WEIGHT 220	THROWS R	How Obtained	Signed as a 1st-round selection (34th overall, Competitive Balance A) in the 2020 1st-Year Player Draft
		School	Llano High School (TX)

MINOR LEAGUERS



REGGIE LAWSON *RHP*

HEIGHT 6-4	BATS R	Full Name	Reginald Lee Lawson
		Date of Birth	August 7, 1997 in Victorville, California
		2022 Opening Day Age	24
WEIGHT 200	THROWS R	How Obtained	Signed as a second-round selection in the 2016 First-Year Player Draft
		School	Victor Valley High School (CA)

AARON LEASHER *RHP*

HEIGHT 6-3	BATS L	Full Name	Connor Donovan Lehmann
		Date of Birth	April 28, 1996 in Mount Pleasant, Michigan
		2022 Opening Day Age	25
WEIGHT 190	THROWS L	How Obtained	Signed as a sixth-round selection in the 2017 First-Year Player Draft
		School	Morehead State University (KY)

ALDO LEIJA *RHP*

HEIGHT 6-2	BATS L	Full Name	Aldo Leija Villarreal
		Date of Birth	June 30, 2004 in Monterrey, Mexico
		2022 Opening Day Age	17
WEIGHT 160	THROWS L	How Obtained	Signed as an international free agent on January 15, 2022
		School	Morehead State University (KY)

WALKI LEZAN *RHP*

HEIGHT 6-0	BATS R	Full Name	Walki Lezan Pedro
		Date of Birth	April 24, 2002 in San Cristobal, Dominican Republic
		2022 Opening Day Age	19
WEIGHT 165	THROWS R	How Obtained	Signed as an international free agent on January 8, 2020
		School	international

OSWALDO LINARES *C*

HEIGHT 5-11	BATS R	Full Name	Oswaldo Javier Linares Medina
		Date of Birth	April 28, 2003 in Aragua, Venezuela
		2022 Opening Day Age	18
WEIGHT 150	THROWS R	How Obtained	Signed as an international free agent on July 2, 2019
		School	international

CHRISTOPHER LINCOLN *RHP*

HEIGHT 6-5	BATS R	Full Name	Christopher Rene Lincoln
		Date of Birth	January 2, 1998 in Anaheim, California
		2022 Opening Day Age	24
WEIGHT 210	THROWS R	How Obtained	Signed as a fifth-round selection in the 2019 First-Year Player Draft

GRANT LITTLE *OF*

HEIGHT 6-0	BATS R	Full Name	Grant Lee Little
		Date of Birth	July 8, 1997 in Abilene, Texas
		2022 Opening Day Age	24
WEIGHT 175	THROWS R	How Obtained	Signed in the Competitive Balance Round B in the 2018 First-Year Player Draft
		School	Texas Tech University

MINOR LEAGUERS

VICTOR LIZARRAGA *RHP*

HEIGHT 6-4	BATS R	Full Name	Victor Lizarraga Mendoza
		Date of Birth	November 30, 2003 in San Diego, California
		2022 Opening Day Age	18
WEIGHT 185	THROWS R	How Obtained	Signed as a non-drafted free agent on March 1, 2021
		School	Montgomery High School (CA)

CARTER LOEWEN *RHP*

HEIGHT 6-4	BATS R	Full Name	Carter Douglas Loewen
		Date of Birth	September 28, 1998 in Vancouver, British Columbia, Canada
		2022 Opening Day Age	23
WEIGHT 225	THROWS R	How Obtained	Signed as an undrafted free agent on June 15, 2020
		School	University of Hawai'i (HI)

TAYLOR LOMACK *OF*

HEIGHT 5-11	BATS R	Full Name	Taylor Jefferson Lomack
		Date of Birth	August 22, 1999 in Atlanta, Georgia
		2022 Opening Day Age	22
WEIGHT 185	THROWS R	How Obtained	Signed as a 24th-round selection in the 2019 First-Year Player Draft
		School	Tallahassee Community College (FL)

GREIBER LOPEZ *RHP*

HEIGHT 6-1	BATS R	Full Name	Greiber Alejandro Lopez Vasquez
		Date of Birth	February 23, 2000 in Caracas, Venezuela
		2022 Opening Day Age	22
WEIGHT 175	THROWS R	How Obtained	Signed as an international free agent on February 15, 2020
		School	international

JUSTIN LOPEZ *INF*

HEIGHT 6-2	BATS S	Full Name	Justin Daniel Lopez Rodriguez
		Date of Birth	May 9, 2000 in Bobare, Venezuela
		2022 Opening Day Age	21
WEIGHT 170	THROWS R	How Obtained	Signed as an international free agent on July 2, 2016
		School	international

ALEJANDRO LUGO *RHP*

HEIGHT 6-0	BATS R	Full Name	Alejandro Alejandro Lugo Sosa
		Date of Birth	August 20, 2002 in Maracay, Venezuela
		2022 Opening Day Age	19
WEIGHT 165	THROWS R	How Obtained	Signed as an international free agent on December 16, 2018
		School	international

JESUS LUGO *RHP*

HEIGHT 5-11	BATS R	Full Name	Jesus Manuel Lugo
		Date of Birth	January 27, 1998 in Santo Domingo, Dominican Republic
		2022 Opening Day Age	24
WEIGHT 170	THROWS R	How Obtained	Signed as an international free agent on January 8, 2019
		School	international

MINOR LEAGUERS



MOISES LUGO *RHP*

HEIGHT 6-1	BATS R	Full Name	Moises Lugo
		Date of Birth	January 20, 1999 in San Cristobal, Dominican Republic
WEIGHT 185	THROWS R	2022 Opening Day Age	23
		How Obtained	Signed as an international free agent on March 15, 2017
		School	international

CARLOS LUIS *INF*

HEIGHT 6-2	BATS L	Full Name	Carlos Andres Luis Valdez
		Date of Birth	September 4, 1999 in Tamayo, Dominican Republic
WEIGHT 160	THROWS R	2022 Opening Day Age	22
		How Obtained	Signed as an international free agent on July 2, 2016
		School	international

ADRIAN LUNA *RHP*

HEIGHT 6-0	BATS R	Full Name	Adrian Jesus Luna Malaver
		Date of Birth	July 27, 2001 in Nueva Esparta, Venezuela
WEIGHT 160	THROWS R	2022 Opening Day Age	20
		How Obtained	Signed as an international free agent on July 14, 2019
		School	international

LUIS MADRAZO *RHP*

HEIGHT 6-4	BATS R	Full Name	Luis Miguel Madrazo Guerra
		Date of Birth	January 16, 1998 in Camaguey, Cuba
WEIGHT 185	THROWS R	2022 Opening Day Age	24
		How Obtained	Signed as an international free agent on December 14, 2021
		School	international

TYLER MALONE *C*

HEIGHT 5-11	BATS L	Full Name	Tyler Jacob Malone
		Date of Birth	November 4, 1997 in Roseville, California
WEIGHT 190	THROWS R	2022 Opening Day Age	24
		How Obtained	Signed as a 27th-round selection in the 2019 First-Year Player Draft
		School	Oregon State University (OR)

ZACK MATHIS *INF*

HEIGHT 5-9	BATS L	Full Name	Zachary Logan Mathis
		Date of Birth	October 11, 1998 in Los Gatos, California
WEIGHT 190	THROWS R	2022 Opening Day Age	23
		How Obtained	Signed as an undrafted free agent on June 15, 2020
		School	Louisiana State University (LA)

DWAYNE MATOS *RHP*

HEIGHT 6-1	BATS R	Full Name	Dwayne Matos Cuevas
		Date of Birth	November 7, 2000 in Cabral, Dominican Republic
WEIGHT 154	THROWS R	2022 Opening Day Age	21
		How Obtained	Signed as an international free agent on January 9, 2019
		School	international

MINOR LEAGUERS

SETH MAYBERRY *RHP*

HEIGHT 6-2	BATS R	Full Name	Seth Aubry Mayberry
		Date of Birth	June 22, 2000 in Petersburg, Virginia
		2022 Opening Day Age	21
WEIGHT 195	THROWS R	How Obtained	Signed as a 39th-round selection in the 2018 First-Year Player Draft
		School	Dinwiddie High School (VA)

NOMAR MAZARA *OF*

HEIGHT 6-4	BATS L	Full Name	Nomar Shamir Mazara Jiminian
		Date of Birth	April 26, 1995 in Santo Domingo, Dominican Republic
		2022 Opening Day Age	26
WEIGHT 200	THROWS L	How Obtained	Signed as a minor league free agent on December 1, 2021
		School	international

JOSHUA MEARS *OF*

HEIGHT 6-3	BATS R	Full Name	Joshua Livingstone Mears
		Date of Birth	February 21, 2001 in Kirkland, Washington
		2022 Opening Day Age	21
WEIGHT 230	THROWS R	How Obtained	Signed as a second-round selection in the 2019 First-Year Player Draft
		School	Federal Way High School (WA)

BRAYAN MEDINA *RHP*

HEIGHT 6-1	BATS R	Full Name	Brayan Imanol Medina Estanga
		Date of Birth	October 6, 2002 in Bolivar, Venezuela
		2022 Opening Day Age	19
WEIGHT 180	THROWS R	How Obtained	Signed as an international free agent on July 2, 2019
		School	international

KELVIN MELEAN *INF*

HEIGHT 6-0	BATS R	Full Name	Kelvin Oswaldo Melean Perez
		Date of Birth	September 5, 1998 in Guatire, Venezuela
		2022 Opening Day Age	23
WEIGHT 165	THROWS R	How Obtained	Signed as an international free agent on July 2, 2015
		School	international

MIGUEL MENDEZ *RHP*

HEIGHT 6-2	BATS R	Full Name	Miguel Jose Mendez Ortiz
		Date of Birth	July 1, 2002 in San Juan, Dominican Republic
		2022 Opening Day Age	19
WEIGHT 165	THROWS R	How Obtained	Signed as an international free agent on February 5, 2021
		School	international

JACKSON MERRILL *INF*

HEIGHT 6-3	BATS L	Full Name	Jackson Peter Merrill
		Date of Birth	April 19, 2003 in Baltimore, Maryland
		2022 Opening Day Age	18
WEIGHT 195	THROWS R	How Obtained	Signed as a first-round selection (27th overall) in the 2021 First-Year Player Draft
		School	Severna Park High School (MD)

MINOR LEAGUERS



BEN MILLER *LHP*

HEIGHT 6-4	BATS L	Full Name	Benjamin Aalapuna Miller
		Date of Birth	September 29, 1999 in Lodi, California
		2022 Opening Day Age	22
WEIGHT 225	THROWS L	How Obtained	Signed as a non-drafted free agent on July 21, 2021
		School	San Joaquin Delta College (CA)

FELIX MINJAREZ *RHP*

HEIGHT 6-3	BATS R	Full Name	Felix Antonio Minjarez
		Date of Birth	September 13, 1996 in Riverside, California
		2022 Opening Day Age	25
WEIGHT 210	THROWS R	How Obtained	Signed as a non-drafted free agent on June 15, 2018
		School	University of Redlands (CA)

DANIEL MONTESINO *OF*

HEIGHT 6-0	BATS L	Full Name	Daniel Jesus Montesino Alvarado
		Date of Birth	February 12, 2004 in Guarico, Venezuela
		2022 Opening Day Age	18
WEIGHT 180	THROWS L	How Obtained	Signed as an international free agent on January 15, 2021
		School	international

GABRIEL MORALES *LHP*

HEIGHT 6-3	BATS L	Full Name	Gabriel Jose Morales Bravo
		Date of Birth	April 14, 1999 in Maracaibo, Venezuela
		2022 Opening Day Age	22
WEIGHT 175	THROWS L	How Obtained	Signed as an international free agent on September 26, 2016
		School	international

YARIEL MORENO *RHP*

HEIGHT 6-5	BATS R	Full Name	Yariel Moreno
		Date of Birth	June 28, 2004 in Darien, Panama
		2022 Opening Day Age	17
WEIGHT 190	THROWS R	How Obtained	Signed as an international free agent on January 15, 2021
		School	international

GABE MOSSER *RHP*

HEIGHT 6-4	BATS R	Full Name	Gabriel Michael Mosser
		Date of Birth	June 8, 1996 in Allentown, Pennsylvania
		2022 Opening Day Age	25
WEIGHT 179	THROWS R	How Obtained	Signed as a 27th-round selection in the 2018 First-Year Player Draft
		School	Shippensburg University (PA)

ALAN MUNDO *RHP*

HEIGHT 6-2	BATS R	Full Name	Alan Mundo Saenz
		Date of Birth	May 27, 2000 in Chihuahua, Mexico
		2022 Opening Day Age	21
WEIGHT 170	THROWS R	How Obtained	Signed as an international free agent on July 8, 2017
		School	international

MINOR LEAGUERS

MAIKOL MUNOZ *INF*

HEIGHT 6-2	BATS R	Full Name	Maikol David Munoz Heredia
		Date of Birth	October 21, 2003 in Lara, Venezuela
		2022 Opening Day Age	18
WEIGHT 185	THROWS R	How Obtained	Signed as an international free agent on January 15, 2022
		School	international

JUAN MURILLO *INF*

HEIGHT 6-2	BATS R	Full Name	Juan Ariel Murillo Lopez
		Date of Birth	August 19, 2001 in Moron, Cuba
		2022 Opening Day Age	20
WEIGHT 180	THROWS R	How Obtained	Signed as an international free agent on January 15, 2022
		School	international

RAFAEL NAVA *RHP*

HEIGHT 6-4	BATS R	Full Name	Rafael Nava Rivera
		Date of Birth	June 5, 2005 in Durango, Mexico
		2022 Opening Day Age	16
WEIGHT 220	THROWS R	How Obtained	Signed as an international free agent on January 15, 2022
		School	international

JACOB NIX *RHP*

HEIGHT 6-4	BATS R	Full Name	Jacob James Nix
		Date of Birth	January 9, 1996 in Fullerton, California
		2022 Opening Day Age	26
WEIGHT 220	THROWS R	How Obtained	Signed as a third-round selection in the 2015 First-Year Player Draft
		School	IMG Academy (FL)

RYAN OCH *LHP*

HEIGHT 6-3	BATS R	Full Name	Ryan Patrick Och
		Date of Birth	July 18, 1998 in Robbinsdale, Minnesota
		2022 Opening Day Age	23
WEIGHT 195	THROWS L	How Obtained	Signed as a seventh-round selection in the 2021 First-Year Player Draft
		School	University of Southern Mississippi (MS)

DUILIO OCHOA *RHP*

HEIGHT 6-0	BATS R	Full Name	Duilio Renan Ochoa
		Date of Birth	August 2, 1998 in Culiacan, Sinaloa, Mexico
		2022 Opening Day Age	23
WEIGHT 180	THROWS R	How Obtained	Signed as an international free agent on October 4, 2016
		School	international

TIRSO ORNELAS *OF*

HEIGHT 6-4	BATS L	Full Name	Tirso Abraham Ornelas
		Date of Birth	March 11, 2000 in Tijuana, Baja California, Mexico
		2022 Opening Day Age	22
WEIGHT 180	THROWS R	How Obtained	Signed as an international free agent on July 2, 2016
		School	international

MINOR LEAGUERS



REINIER PARRA *RHP*

HEIGHT 6-0	BATS R	Full Name	Reinier Parra
		Date of Birth	May 31, 2001 in Puerto Plata, Dominican Republic
		2022 Opening Day Age	20
WEIGHT 155	THROWS R	How Obtained	Signed as an international free agent on July 4, 2019
		School	international

WILLMERT PAULA *INF*

HEIGHT 6-1	BATS L	Full Name	Willmert Eliezer Paula
		Date of Birth	September 30, 2001 in Santo Domingo, Dominican Republic
		2022 Opening Day Age	20
WEIGHT 165	THROWS R	How Obtained	Signed as an international free agent on July 2, 2018
		School	international

JOSHUA PAULINA *RHP*

HEIGHT 6-6	BATS R	Full Name	Joshua Tyler Paulina
		Date of Birth	February 9, 2002 in Bryn Mawr, Pennsylvania
		2022 Opening Day Age	20
WEIGHT 220	THROWS R	How Obtained	Signed as a non-drafted free agent on July 25, 2020
		School	Malvern Preparatory School (PA)

FRANCIS PENA *RHP*

HEIGHT 6-1	BATS R	Full Name	Francis Manuel Pena
		Date of Birth	January 25, 2001 in Piedra Blanca, Dominican Republic
		2022 Opening Day Age	21
WEIGHT 170	THROWS R	How Obtained	Signed as an international free agent on January 15, 2022
		School	international

AXCEL PERALTA *OF*

HEIGHT 6-4	BATS L	Full Name	Axcel Manaces Peralta Caceres
		Date of Birth	October 24, 2001 in San Cristobal, Dominican Republic
		2022 Opening Day Age	20
WEIGHT 190	THROWS L	How Obtained	Signed as an international free agent on July 2, 2018
		School	international

ADRIAN PEREZ *INF*

HEIGHT 5-9	BATS R	Full Name	Adrian Perez Henriquez
		Date of Birth	October 3, 2002 in Santo Domingo, Dominican Republic
		2022 Opening Day Age	19
WEIGHT 165	THROWS R	How Obtained	Signed as an international free agent on July 15, 2019
		School	international

JAKE PEREZ *INF*

HEIGHT 6-0	BATS R	Full Name	Jake Perez Correa
		Date of Birth	July 5, 2000 in San Jose, Costa Rica
		2022 Opening Day Age	21
WEIGHT 165	THROWS R	How Obtained	Signed as an international free agent on October 14, 2020
		School	international

MINOR LEAGUERS

RAMON PEREZ *LHP*

HEIGHT 6-0	BATS L	Full Name	Ramon Ernesto Perez Favier
		Date of Birth	July 2, 1999 in Baracoa, Cuba
		2022 Opening Day Age	22
WEIGHT 195	THROWS L	How Obtained	Signed as an international free agent on December 19, 2016
		School	international

ENMANUEL PINALES *RHP*

HEIGHT 6-2	BATS R	Full Name	Enmanuel Antonio Pinales Ventura
		Date of Birth	April 16, 2001 in San Cristobal, Dominican Republic
		2022 Opening Day Age	20
WEIGHT 185	THROWS R	How Obtained	Signed as an international free agent on January 15, 2022
		School	international

ROBBIE PODORSKY *OF*

HEIGHT 5-7	BATS R	Full Name	Robbie Aaron Podorsky
		Date of Birth	January 27, 1995 in Baton Rouge, Louisiana
		2022 Opening Day Age	27
WEIGHT 170	THROWS R	How Obtained	Signed as a 25th-round selection in the 2017 First-Year Player Draft
		School	McNeese State University (LA)

MATIAS POLANCO *c*

HEIGHT 5-11	BATS L	Full Name	Matias Jose Polanco Blanco
		Date of Birth	September 18, 2000 in Barcelona, Venezuela
		2022 Opening Day Age	21
WEIGHT 175	THROWS R	How Obtained	Signed as an international free agent on July 2, 2017
		School	international

JOSE QUEZADA *RHP*

HEIGHT 5-9	BATS R	Full Name	Jose Antonio Quezada
		Date of Birth	September 7, 1995 in Chihuahua, Mexico
		2022 Opening Day Age	26
WEIGHT 175	THROWS R	How Obtained	Signed as a 10th-round selection in the 2018 First-Year Player Draft
		School	Texas Tech University (TX)

HAZAHEL QUIJADA *LHP*

HEIGHT 6-2	BATS L	Full Name	Hazahel Soto Quijada
		Date of Birth	September 18, 1997 in Redlands, California
		2022 Opening Day Age	24
WEIGHT 185	THROWS L	How Obtained	Signed as a 17th-round selection in the 2018 First-Year Player Draft
		School	UC Riverside (CA)

ALISON QUINTERO *c*

HEIGHT 5-11	BATS R	Full Name	Alison Enrique Quintero
		Date of Birth	April 24, 2000 in Valencia, Venezuela
		2022 Opening Day Age	21
WEIGHT 175	THROWS R	How Obtained	Signed as an international free agent on July 2, 2016
		School	international

MINOR LEAGUERS



WILMER RAMIREZ *LHP*

HEIGHT 6-3	BATS L	Full Name	Wilmer Jose Ramirez Perez
		Date of Birth	July 22, 2004 in Santo Domingo Centro, Dominican Republic
		2022 Opening Day Age	17
WEIGHT 175	THROWS L	How Obtained	Signed as an international free agent on January 15, 2022
		School	international

IGNACIO RAMOS *INF*

HEIGHT 6-2	BATS R	Full Name	Ignacio Emmanuel Ramos Valdez
		Date of Birth	January 18, 2003 in San Cristobal, Dominican Republic
		2022 Opening Day Age	19
WEIGHT 175	THROWS R	How Obtained	Signed as an international free agent on July 2, 2019
		School	international

BODI RASCON *LHP*

HEIGHT 6-5	BATS L	Full Name	Bodi Williams Rascon
		Date of Birth	February 3, 2001 in El Paso, Texas
		2022 Opening Day Age	21
WEIGHT 205	THROWS L	How Obtained	Signed as a 14th-round selection in the 2019 First-Year Player Draft
		School	Decatur High School (TX)

JOSE REYES *RHP*

HEIGHT 6-3	BATS R	Full Name	Jose Luis Reyes Gil
		Date of Birth	August 20, 2002 in Mexicali, Mexico
		2022 Opening Day Age	19
WEIGHT 190	THROWS R	How Obtained	Signed as an international free agent on September 10, 2020
		School	International

RIPKEN REYES *INF*

HEIGHT 5-10	BATS S	Full Name	Ripken Matthew George Reyes
		Date of Birth	April 1, 1997 in Bremerton, Washington
		2022 Opening Day Age	24
WEIGHT 180	THROWS R	How Obtained	Signed as a 30th-round selection in the 2019 First-Year Player Draft
		School	University of San Diego (CA)

JASON REYNOLDS *RHP*

HEIGHT 6-3	BATS R	Full Name	Jason Patrick Reynolds
		Date of Birth	September 25, 1998 in Voorhees, New Jersey
		2022 Opening Day Age	23
WEIGHT 200	THROWS R	How Obtained	Signed as a 32nd-round selection in the 2019 First-Year Player Draft
		School	Lehigh University (PA)

KOBE ROBINSON *RHP*

HEIGHT 6-2	BATS R	Full Name	Kobe Robinson
		Date of Birth	March 3, 2001 in Alcoa, Tennessee
		2022 Opening Day Age	21
WEIGHT 165	THROWS R	How Obtained	Signed as 13th-round selection in the 2021 First-Year Player Draft
		School	Chattanooga State Community College (TN)

MINOR LEAGUERS

BRADGLEY RODRIGUEZ *RHP*

HEIGHT 6-1	BATS R	Full Name	Bradgley Eduardo Rodriguez
		Date of Birth	November 16, 2003 in Miranda, Venezuela
		2022 Opening Day Age	18
WEIGHT 160	THROWS R	How Obtained	Signed as an international free agent on January 15, 2021
		School	international

CARLOS RODRIGUEZ *c*

HEIGHT 5-10	BATS S	Full Name	Carlos Eduardo Rodriguez Betancourt
		Date of Birth	May 12, 2003 in Sucre, Venezuela
		2022 Opening Day Age	18
WEIGHT 155	THROWS R	How Obtained	Signed as an international free agent on July 2, 2019
		School	international

YORMAN RODRIGUEZ *c*

HEIGHT 5-10	BATS R	Full Name	Yorman Agustin Rodriguez Gonzalez
		Date of Birth	July 23, 1997 in Aragua, Venezuela
		2022 Opening Day Age	24
WEIGHT 214	THROWS R	How Obtained	Selected from TOR in the first round of the Triple-A phase of the Rule 5 Draft on December 10, 2020
		School	international

EDWIN ROJAS *OF*

HEIGHT 6-2	BATS R	Full Name	Edwin Romas Rojas Bolivar
		Date of Birth	November 12, 2001 in Maturin, Venezuela
		2022 Opening Day Age	20
WEIGHT 170	THROWS R	How Obtained	Signed as an international free agent on July 2, 2018
		School	international

YENDRY ROJAS *INF*

HEIGHT 6-0	BATS L	Full Name	Yendry Andres Rojas Fis
		Date of Birth	January 27, 2005 in Ciego de Avila, Cuba
		2022 Opening Day Age	17
WEIGHT 185	THROWS R	How Obtained	Signed as an international free agent on January 15, 2022
		School	international

MIGUEL RONDON *RHP*

HEIGHT 5-11	BATS R	Full Name	Miguel Elias Rondon Caro
		Date of Birth	January 26, 2001 in Maracay, Venezuela
		2022 Opening Day Age	21
WEIGHT 150	THROWS R	How Obtained	Signed as an international free agent on July 2, 2017
		School	international

JONNEY ROSARIO *RHP*

HEIGHT 5-11	BATS R	Full Name	Jonney De Jesus Rosario Iguaran
		Date of Birth	July 28, 2004 in Zulia, Venezuela
		2022 Opening Day Age	17
WEIGHT 160	THROWS R	How Obtained	Signed as an international free agent on January 23, 2021
		School	international

MINOR LEAGUERS



COREY ROSIER *OF*

HEIGHT 6-11	BATS L	Full Name	Corey Rosier
		Date of Birth	September 7, 1999 in Laplata, Maryland
		2022 Opening Day Age	22
WEIGHT 185	THROWS R	How Obtained	Acquired by SEA along with LHP Ray Kerr in exchange for INF Adam Frazier
		School	University of North Carolina at Greensboro (NC)

ETHAN ROUTZAHN *RHP*

HEIGHT 6-4	BATS R	Full Name	Ethan Robert Routzahn
		Date of Birth	March 19, 1998 in Park Ridge, Illinois
		2022 Opening Day Age	24
WEIGHT 170	THROWS R	How Obtained	Signed as a non-drafted free agent on July 20, 2021
		School	St. John's University (NY)

AGUSTIN RUIZ *OF*

HEIGHT 6-2	BATS L	Full Name	Agustin Ruiz Aguilar
		Date of Birth	September 23, 1999 in Villahermosa, Mexico
		2022 Opening Day Age	22
WEIGHT 175	THROWS R	How Obtained	Signed as an international free agent on July 3, 2016
		School	international

ESTEURY RUIZ *INF*

HEIGHT 6-0	BATS R	Full Name	Esteyry Ruiz Reyes
		Date of Birth	February 15, 1999 in Azua, Dominican Republic
		2022 Opening Day Age	23
WEIGHT 200	THROWS R	How Obtained	Acquired from KC with Travis Wood & Matt Strahm for Trevor Cahill, Brandon Maurer & Ryan Buchter on 7/24/17
		School	international

XAVIER RUIZ *RHP*

HEIGHT 6-1	BATS R	Full Name	Xavier Ruiz Casanova
		Date of Birth	November 19, 2002 in San Cristobal, Dominican Republic
		2022 Opening Day Age	19
WEIGHT 180	THROWS R	How Obtained	Signed as an international free agent on January 15, 2022
		School	international

RIVER RYAN *RHP*

HEIGHT 6-2	BATS R	Full Name	River Jason Ryan
		Date of Birth	August 17, 1998 in Charlotte, North Carolina
		2022 Opening Day Age	23
WEIGHT 195	THROWS R	How Obtained	Signed as a 11th-round selection in the 2021 First-Year Player Draft
		School	University of North Carolina at Pembroke (NC)

ELVIS SABA *RHP*

HEIGHT 5-11	BATS R	Full Name	Elvis Junior Saba
		Date of Birth	May 11, 2000 in San Cristobal, Dominican Republic
		2022 Opening Day Age	21
WEIGHT 180	THROWS R	How Obtained	Signed as an international free agent on February 5, 2021
		School	international

MINOR LEAGUERS

BRAIAN SALAZAR *LHP*

HEIGHT 6-2	BATS L	Full Name	Braian Alejandro Salazar Lopez
		Date of Birth	June 12, 2005 in Barcelona, Venezuela
		2022 Opening Day Age	16
WEIGHT 165	THROWS L	How Obtained	Signed as an international free agent on January 15, 2022
		School	international

RUBEN SALINAS *OF*

HEIGHT 6-0	BATS R	Full Name	Ruben Zayed Salinas Hernandez
		Date of Birth	January 13, 2003 in Baja California Sur, Mexico
		2022 Opening Day Age	19
WEIGHT 154	THROWS L	How Obtained	Signed as an international free agent on November 15, 2019
		School	international

JOSE SANABRIA *INF*

HEIGHT 5-10	BATS R	Full Name	Jose Armando Sanabria Romero
		Date of Birth	October 30, 2002 in La Victoria, Aragua, Venezuela
		2022 Opening Day Age	19
WEIGHT 150	THROWS R	How Obtained	Signed as an international free agent on November 2, 2019
		School	international

FERNANDO SANCHEZ *LHP*

HEIGHT 6-0	BATS L	Full Name	Fernando Jose Sanchez Navarro
		Date of Birth	September 13, 2000 in Ciudad Obregon, Sonora, Mexico
		2022 Opening Day Age	21
WEIGHT 198	THROWS L	How Obtained	Signed as a minor league free agent on March 29, 2019
		School	international

HUGO SANCHEZ *INF*

HEIGHT 6-0	BATS L	Full Name	Hugo Sanchez Valdivia
		Date of Birth	November 16, 2002 in Guadalajara, Mexico
		2022 Opening Day Age	19
WEIGHT 180	THROWS R	How Obtained	Signed as an international free agent on July 3, 2019
		School	international

FRED SCHLICHTHOLZ *LHP*

HEIGHT 6-3	BATS R	Full Name	Fred C. Schlichtholz
		Date of Birth	September 18, 1995 in Chula Vista, CA
		2022 Opening Day Age	26
WEIGHT 215	THROWS L	How Obtained	Signed as a 13th-round selection in the 2017 First-Year Player Draft
		School	Fresno State (CA)

JESSE SCHOLTENS *RHP*

HEIGHT 6-4	BATS R	Full Name	Jesse Martin Scholtens
		Date of Birth	April 6, 1994 in Fairfield, California
		2022 Opening Day Age	27
WEIGHT 235	THROWS R	How Obtained	Signed as a ninth-round selection in the 2016 First-Year Player Draft
		School	Wright State University (OH)

MINOR LEAGUERS



CHANDLER SEAGLE *c*

HEIGHT 6-0	BATS R	Full Name	Chandler Mackenzie Seagle
		Date of Birth	May 23, 1996 in New Bern, North Carolina
		2022 Opening Day Age	25
WEIGHT 190	THROWS R	How Obtained	Signed as a 30th-round selection in the 2017 First-Year Player Draft
		School	Appalachian State (NC)

ETHAN SKENDER *INF*

HEIGHT 5-11	BATS R	Full Name	Ethan Michael Skender
		Date of Birth	December 22, 1996 in Peoria, Illinois
		2022 Opening Day Age	25
WEIGHT 175	THROWS R	How Obtained	Signed as a 28th-round selection in the 2016 First-Year Player Draft
		School	State College of Florida (FL)

ADAM SMITH *RHP*

HEIGHT 6-1	BATS R	Full Name	Adam David Smith
		Date of Birth	May 9, 2000 in West Chester, Pennsylvania
		2022 Opening Day Age	21
WEIGHT 175	THROWS R	How Obtained	Signed as a 14th-round selection in the 2021 First-Year Player Draft
		School	University of North Carolina at Wilmington (NC)

SANTIAGO SOJO *RHP*

HEIGHT 6-4	BATS R	Full Name	Santiago Adolfo Sojo
		Date of Birth	December 24, 2000 in Caracas, Venezuela
		2022 Opening Day Age	21
WEIGHT 185	THROWS R	How Obtained	Signed as an international free agent on August 19, 2021
		School	international

ANGEL SOLARTE *OF*

HEIGHT 5-11	BATS R	Full Name	Angel David Solarte Ramirez
		Date of Birth	March 29, 2001 in Zulia, Venezuela
		2022 Opening Day Age	20
WEIGHT 155	THROWS R	How Obtained	Signed as an international free agent on July 2, 2017
		School	international

MATT SPARLING *LHP*

HEIGHT 5-11	BATS R	Full Name	Matthew Patrick Sparling
		Date of Birth	February 24, 1998 in Ware, Massachusetts
		2022 Opening Day Age	24
WEIGHT 200	THROWS L	How Obtained	Signed as a non-drafted free agent on July 24, 2021
		School	Florida Atlantic University (FL)

JACK STRONACH *OF*

HEIGHT 6-3	BATS L	Full Name	Jack Charles Stronach
		Date of Birth	August 2, 1997 in Chicago, Illinois
		2022 Opening Day Age	24
WEIGHT 200	THROWS R	How Obtained	Signed as a 21st-round selection in the 2019 First-Year Player Draft
		School	UC Los Angeles (CA)

MINOR LEAGUERS

MICHAEL SUAREZ *INF*

HEIGHT 6-2	BATS L	Full Name	Michael Oscar Suarez
		Date of Birth	May 21, 2000 in Miami, Florida
		2022 Opening Day Age	21
WEIGHT 200	THROWS L	How Obtained	Signed as a 38th-round selection in the 2018 First-Year Player Draft
		School	Miami Sunset High School (FL)

ESTUAR SUERO *OF*

HEIGHT 6-5	BATS L	Full Name	Estuar Eladio Suero Camacho
		Date of Birth	August 29, 2005 in San Pedro De Macoris, Dominican Republic
		2022 Opening Day Age	16
WEIGHT 180	THROWS L	How Obtained	Signed as an international free agent on January 15, 2022
		School	international

WEN-HUA SUNG *RHP*

HEIGHT 6-1	BATS R	Full Name	Wen-Hua Sung
		Date of Birth	September 2, 1996 in Taitung, Taiwan
		2022 Opening Day Age	25
WEIGHT 198	THROWS R	How Obtained	Signed as an international free agent on July 3, 2016
		School	international

JARLIN SUSANA *RHP*

HEIGHT 6-6	BATS R	Full Name	Jarlin Joel Susana Padilla
		Date of Birth	March 23, 2004 in Puerto Plata, Dominican Republic
		2022 Opening Day Age	18
WEIGHT 235	THROWS R	How Obtained	Signed as an international free agent on January 15, 2022
		School	international

EVAN SWEETING *RHP*

HEIGHT 6-1	BATS R	Full Name	Evan William Sweeting
		Date of Birth	October 4, 2001 in New Providence, Bahamas
		2022 Opening Day Age	20
WEIGHT 185	THROWS R	How Obtained	Signed as an international free agent on January 20, 2021
		School	international

MATTHEW SWILLEY *RHP*

HEIGHT 6-2	BATS R	Full Name	Matthew Dell Swilley
		Date of Birth	December 19, 1990 in Oceanside, California
		2022 Opening Day Age	31
WEIGHT 175	THROWS R	How Obtained	Signed as a minor league free agent on December 10, 2021
		School	El Camino High School (CA)

JEFREN TEJEDA *LHP*

HEIGHT 6-1	BATS L	Full Name	Jefren Alejandro Tejeda Perez
		Date of Birth	July 24, 2003 in San Cristobal, Dominican Republic
		2022 Opening Day Age	18
WEIGHT 170	THROWS L	How Obtained	Signed as an international free agent on January 25, 2022
		School	international

MINOR LEAGUERS



LEVI THOMAS *RHP*

HEIGHT 5-11	BATS R	Full Name	David Levi Thomas
		Date of Birth	June 29, 1998 in Birmingham, Alabama
		2022 Opening Day Age	23
WEIGHT 210	THROWS R	How Obtained	Signed as a fourth-round selection in the 2020 First-Year Player Draft
		School	Troy University (AL)

NICHOLAS THWAITES *RHP*

HEIGHT 6-2	BATS R	Full Name	Nicholas William Thwaites
		Date of Birth	June 27, 1999 in Sacramento, California
		2022 Opening Day Age	22
WEIGHT 195	THROWS R	How Obtained	Signed as a 15th-round selection in the 2018 First-Year Player Draft
		School	Fort Recovery High School (OH)

BRYAN TORRES *INF*

HEIGHT 5-9	BATS R	Full Name	Bryan David Torres
		Date of Birth	December 11, 1999 in Maracay, Venezuela
		2022 Opening Day Age	22
WEIGHT 165	THROWS R	How Obtained	Signed as an international free agent on July 2, 2016
		School	international

BRANDON TRAMMELL *RHP*

HEIGHT 6-5	BATS L	Full Name	Brandon Allen Trammell
		Date of Birth	October 27, 1998 in Saint Petersburg, Florida
		2022 Opening Day Age	23
WEIGHT 235	THROWS R	How Obtained	Signed as a non-drafted free agent on August 20, 2021
		School	University of Tennessee (TN)

CODY TYLER *LHP*

HEIGHT 6-0	BATS L	Full Name	Cody Tyler
		Date of Birth	October 26, 1994 in Dallas, Texas
		2022 Opening Day Age	27
WEIGHT 180	THROWS L	How Obtained	Signed as a 32nd-round selection in the 2018 First-Year Player Draft
		School	Wichita State (KS)

BRANDON VALENZUELA *C*

HEIGHT 6-0	BATS L	Full Name	Brandon Ivar Valenzuela Gerardo
		Date of Birth	October 2, 2000 in Sonora, Mexico
		2022 Opening Day Age	21
WEIGHT 170	THROWS R	How Obtained	Signed as an international free agent on July 3, 2017
		School	international

SAMUEL VALLEJO *OF*

HEIGHT 6-0	BATS R	Full Name	Samuel Vallejo Cabrera
		Date of Birth	June 17, 2003 in San Cristobal, Dominican Republic
		2022 Opening Day Age	18
WEIGHT 160	THROWS R	How Obtained	Signed as an international free agent on July 4, 2019
		School	international

MINOR LEAGUERS

ALEXUAN VEGA *LHP*

HEIGHT 6-2	BATS L	Full Name	Alexuan Jamel Vega Baez
		Date of Birth	June 22, 1999 in Mayaguez, Puerto Rico
		2022 Opening Day Age	22
WEIGHT 160	THROWS L	How Obtained	Signed as a sixth-round selection in the 2018 First-Year Player Draft
		School	Leonides Morales Rodriguez High School (PR)

NOEL VELA *LHP*

HEIGHT 6-1	BATS L	Full Name	Noel Vela
		Date of Birth	December 21, 1998 in Mission, Texas
		2022 Opening Day Age	23
WEIGHT 165	THROWS L	How Obtained	Signed as a 28th-round selection in the 2017 First-Year Player Draft
		School	Veterans Memorial High School (TX)

ROSMAN VERDUGO *INF*

HEIGHT 6-0	BATS L	Full Name	Rosman Verdugo Rojas
		Date of Birth	February 2, 2005 in Ensenada, Mexico
		2022 Opening Day Age	17
WEIGHT 180	THROWS L	How Obtained	Signed as an international free agent on January 15, 2022
		School	international

CARLOS VERGARA *OF*

HEIGHT 6-3	BATS R	Full Name	Carlos Lenyn Vergara Pereira
		Date of Birth	January 7, 2002 in Trujillo, Venezuela
		2022 Opening Day Age	20
WEIGHT 170	THROWS R	How Obtained	Signed as an international free agent on July 2, 2018
		School	international

ANTHONY VILAR *OF*

HEIGHT 5-11	BATS L	Full Name	Henry Anthony Vilar
		Date of Birth	April 1, 1999 in Miami, Florida
		2022 Opening Day Age	22
WEIGHT 180	THROWS R	How Obtained	Signed as a 15th-round selection in the 2021 First-Year Player Draft
		School	University of Miami (FL)

HEBER VILLALOBOS *C*

HEIGHT 5-11	BATS R	Full Name	Heber Jibrán Villalobos Castaneda
		Date of Birth	September 24, 2003 in Baja California, Mexico
		2022 Opening Day Age	18
WEIGHT 190	THROWS R	How Obtained	Signed as an international free agent on January 15, 2021
		School	international

GILBERTO VIZCARRA *C*

HEIGHT 5-10	BATS R	Full Name	Gilberto Vizcarra Leon
		Date of Birth	March 1, 1999 in Baja California, Mexico
		2022 Opening Day Age	23
WEIGHT 180	THROWS R	How Obtained	Signed as an international free agent on October 26, 2016
		School	international

MINOR LEAGUERS



MATTHEW WALDRON *RHP*

HEIGHT 6-2	BATS R	Full Name	Matthew Lawrence Waldron
		Date of Birth	September 26, 1997 in Omaha, Nebraska
		2022 Opening Day Age	25
WEIGHT 205	THROWS R	How Obtained	Acquired from Cleveland as the PTBNL on November 9, 2020
		School	University of Nebraska (NE)

CHASE WALTER *RHP*

HEIGHT 6-7	BATS R	Full Name	Chase Walter
		Date of Birth	July 26, 1998 in Peachtree City, Georgia
		2022 Opening Day Age	23
WEIGHT 250	THROWS R	How Obtained	Signed as a non-drafted free agent on June 14, 2020
		School	Western Carolina University (GA)

LUKE WESTPHAL *LHP*

HEIGHT 6-2	BATS L	Full Name	Luke Daniel Westphal
		Date of Birth	June 14, 1989 in Clintonville, Wisconsin
		2022 Opening Day Age	32
WEIGHT 237	THROWS L	How Obtained	Signed as a minor league free agent on December 15, 2021
		School	University of Wisconsin-Oshkosh (WI)

SAM WILLIAMS *LHP*

HEIGHT 6-3	BATS L	Full Name	Samuel Donald Williams
		Date of Birth	June 26, 1996 in Canton, Ohio
		2022 Opening Day Age	25
WEIGHT 195	THROWS L	How Obtained	Signed as a non-drafted free agent on June 12, 2019
		School	Northern Kentucky University (KY)

DWANYA WILLIAMS-SUTTON *OF*

HEIGHT 6-2	BATS R	Full Name	Dwanya Malik-Lesean Williams-Sutton
		Date of Birth	July 10, 1997 in Wilson, North Carolina
		2022 Opening Day Age	24
WEIGHT 215	THROWS R	How Obtained	Signed as a fifth-round selection in the 2018 First-Year Player Draft
		School	East Carolina University (NC)

JACKSON WOLF *LHP*

HEIGHT 6-7	BATS L	Full Name	Jackson David Wolf
		Date of Birth	April 22, 1999 in Gahanna, Ohio
		2022 Opening Day Age	22
WEIGHT 200	THROWS L	How Obtained	Signed as a fourth-round selection in the 2021 First-Year Player Draft
		School	West Virginia University (WV)

JAMES WOOD *OF*

HEIGHT 6-6	BATS L	Full Name	James Irvin Wood
		Date of Birth	September 17, 2002 in Rockville, Maryland
		2022 Opening Day Age	19
WEIGHT 240	THROWS R	How Obtained	Signed as a second-round selection in the 2021 First-Year Player Draft
		School	IMG Academy (FL)

PETCO PARK



PETCO PARK



PETCO PARK GROUND RULES

DUGOUT AND PHOTOGRAPHER AREAS

- Ball enters warning track adjacent to either side of the dugout seats: **In Play**.


OUTFIELD

Left Field

- Ball in flight striking fair side of the Western Metal Supply Building, including yellow side of metal facing attached to the corner of the building: **Home Run**.
- Ball in flight striking foul side of the Western Metal Supply Building, including non-yellow side of metal facing attached to the corner of the building: **Foul Ball**.
- Fair bounding ball bouncing into the seating area of the fair side of the Western Metal Supply Building and back onto the playing field: **Out of Play**.
- Ball in flight striking recessed batter's eye in left-center field: **Home Run**.

Right Field

- Ball striking the top of the right field videoboard wall (including both the padding and concrete portions on the top of the wall), regardless of whether it continues into the stands, stays on the top of the wall or rebounds onto the playing field:
 - Batted ball in flight: **Home Run**.
 - Batted bounding ball or thrown ball: **Out of Play**.
- Ball in flight striking metal safety railing at the Right Field Porch and rebounding onto the playing field: **In Play**.
- Ball in flight striking the top of the metal safety railing at the Right Field Porch and bounding into the stands: **Home Run**.
- Ball in flight striking to the left of the vertical yellow line of the metal safety railing at the Right Field Porch above padding: **Home Run**.
- Ball in flight striking on or to the right of the vertical yellow line of the metal safety railing at the Right Field Porch at a point above the padding and bounding over the padding: **Home Run**.
- Ball in flight striking plexiglass partition above yellow line of the metal safety railing at the Right Field Porch: **Home Run**.
- Bounding ball striking plexiglass partition above yellow line of the metal safety railing at the Right Field Porch: **Two Bases**.



PETCO PARK

PETCO PARK INFORMATION

PETCO PARK ADDRESS

19 Tony Gwynn Drive. San Diego, CA 92101

The Padres announced the address during post-game ceremonies honoring "Mr. Padre," Tony Gwynn, following the last game of his 20-year playing career on October 7, 2001. The frontage road between Park Blvd. and Seventh Avenue was officially renamed Tony Gwynn Drive on March 11, 2004.

OFFICE ADDRESS

100 Park Blvd. San Diego, CA 92101

OWNERSHIP

Owned 70 percent by the City of San Diego and 30 percent by the San Diego Padres for 30 years (through 2034), and 100 percent by the City thereafter.

BALLPARK OPERATOR

San Diego Padres Baseball Club, under a Joint Use and Management Agreement (JUMA) with the City of San Diego.

NAMING RIGHTS SPONSOR

Petco Animal Supplies, Inc., San Diego, CA.

CAPACITY

39,909 fixed seats, plus ADA accessible seating, ticking for numerous group/social spaces, and additional "Park Passes" that provide access to standing room locations throughout the ballpark and lawn seating in Gallagher Square.

FIELD DIMENSIONS

Prior to the 2013 season, the Padres altered the dimensions of Petco Park. From the right field porch to the right center gap, the wall was moved in 11 feet, and at the deepest point in left center field, the fence was moved in from 402 feet to 390 feet. After the 2014 season, the club improved the left field seating area and in doing so, brought in the left field and left center field wall four feet.

Left-Field Foul Line: **336 feet**

Left-Center: **386 feet**

Left-Center Wall Pad: **343 feet**

Straightaway Center Field: **396 feet**

Right-Center: **391 feet**

Right-Field Foul Line: **322 feet**

PLAYING SURFACE

Latitude 36 Bermudagrass

SECURITY

In August of 2020, Petco Park received the SAFETY Act designation by the U.S. Department of Homeland Security. The SAFETY Act serves as one of the highest levels of accreditation offered and promotes the development and deployment of effective anti-terrorism measures.

OUTFIELD FENCES

Five feet tall from the Entertainment Suite in the corner of the Western Metal Supply Co. Building to the left field wall. Seven feet tall from the left-field wall to the door that leads to the Padres bullpen at which point it increases to eight feet tall to the right side of the batter's eye. Prior to the 2016 season, the wall in front of the Toyota Beach and the Ballast Point Craft Pier was reduced from seven feet, ten inches tall to five feet, two inches tall. At the right field wall, it goes back to eight feet tall for the 140-foot length of the wall and LED display. The fence tapers down to seven feet, six inches tall along the side of the trapezoid that forms the Templeton Rye Barrel Deck in right field. It remains at seven feet, six inches tall along the front of the Templeton Rye Barrel Deck, and tapers back up to 10 feet tall along the side of the trapezoid that connects to the right field foul pole (the length of the fence that forms the Templeton Rye Barrel Deck is 15 feet, 9 inches along the side nearest to center field, 25 feet, 3 inches along the front of the Templeton Rye Barrel Deck at the first row of seats, and 15 feet, 9 inches along the side that connects to the right field foul pole).

LIGHTING

Petco Park took another major step toward energy efficiency and sustainability prior to the 2016 season, with the installation of Musco's SportsCluster® LED™ system, in partnership with Cisterra Development. The Padres became the first team in the National League to install LED lighting. With specially designed optics, the new system cuts glare both inside and outside the ballpark, enhances television broadcasts and provides a stage-like atmosphere for spectators. Petco Park is now 100 percent LED.

The park features ten "racks," encompassing 460 light fixtures, all with 1,200-watt bulbs, except for 110, 130-watt housekeeping bulbs. The tallest light standards, which are in a vertical configuration, are atop the First Base and Third Base Towers – 205 feet above the playing field. Other light standards, in a conventional horizontal configuration, are 190 feet above the field.

SIGHT LINES

Designed to provide the best and closest views of the game in Major League Baseball, re-directed seating angles maximize sight lines for baseball and comfort...all seats down the lines are angled toward home plate, to maximize views of the field from every seat...the top two decks are built on extended, 56-foot cantilevers to bring all seats lower and closer to the field.

PETCO PARK



SEAT SPECIFICATIONS

Prior to the 2016 season, 222 new seats manufactured by American Seating were installed in the Blue Shield Home Plate Club. Fixed seats elsewhere around the ballpark are manufactured by Hussey Seating and measure 19, 20 or 21 inches in width, depending on location. All seats are Pacific Blue in color.

HD OVERHAUL

Prior to the 2018 season, a second HD video board was added in upper right field. Manufactured by Daktronics, the new 55.2' by 31.2' (1722.24 sq. ft.) video board uses 13mm HD product that boasts a max 11,000 nits, allowing for optimal viewing during bright sunny days. The second video board allows for mirroring of the main board in left field for replays, features and crowd shots, as well as independent operation and unique content. Prior to the 2016 season, a new LED ribbon board (3.5-feet tall by 70-feet wide) manufactured by Daktronics was installed along the fascia of the top level of The Craft Pier by Ballast Point in right-center field. Prior to the 2015 season, the Padres installed a state-of-the-art high-definition video board. The board measures 61.2-feet tall by 123.6-feet wide, covering 7,564.32 square feet. At the time of installation, it was the third-largest in Major League Baseball and the largest in the National League.

The video board itself, provided by Daktronics, is nearly five times the size of the previous video screen (30-feet tall by 53-feet wide; 1,590 square feet), which was in place since 2004 when Petco Park opened. The entire board can be run full-screen to show live action or video replays, or it can be split into sections for statistical information, graphics and animations. The video board's resolution is 1224x2472, with 3,025,728 total pixels. New LED ribbon boards accompanied the new video board spanning nearly 750 feet along the first and third base lines on the Terrace Level (3.6-feet tall), as well as on the left field grandstand fascia (7.5 feet tall by 130-feet wide). Sony also provided a state-of-the-art HD control room, including in-house production, broadcast and entertainment systems.

GALLAGHER SQUARE VIDEO BOARD

Upgraded in 2014, the video board on the back of the Batter's Eye, facing Gallagher Square, is 17-feet high by 29-feet wide. The board utilizes 10mm (Surface Mounted Diode) technology from Daktronics, allowing for clearer images when standing close to the videoboard in Gallagher Square.

RIGHT FIELD LED RIBBON BOARD

In 2013, new LED ribbon boards were added to right field. Upper right field board measures 6-feet high by 192-ft. wide and the right field wall board measures 7-feet high by 104-feet wide. Both boards were provided by Daktronics.

AUDIO SYSTEM

Prior to the start of the 2014 season, Daktronics installed several new distributed loudspeakers in numerous locations, replaced speakers in other areas of the park as well as completely retuned the entire sound system to provide a base level of uniform system operations. All systems are tied together using the latest state-of-the-art Digital Signal Processing Systems.

RETIRED NUMBERS

Prior to the 2016 season, the Padres retired numbers were relocated from the top of the batter's eye to a more prominent location inside Home Plate Plaza, where fans can see them up close and take photos with them. In addition, retired numbers are now positioned on the upper deck façade behind home plate, above the Jerry Coleman Broadcast Center and adjacent press box. The numbers – Steve Garvey's No. 6, Tony Gwynn's No. 19, Dave Winfield's No. 31, Randy Jones' No. 35, Trevor Hoffman's No. 51 and Jackie Robinson's No. 42, which was retired throughout Major League Baseball in 1997 – are flanked by the players' first and last name in white in a ring of honor around the upper deck.

PADRES HALL OF FAME

The Padres Hall of Fame, presented by Motorola and which showcases the history of the Padres and baseball in San Diego, opened at Petco Park on July 1, 2016. Located on K St. just inside the Gaslamp Gate, it features an 85" TV upon entry, an 80-foot-long, in-depth timeline, a state-of-the-art 4K 100" TV and touch screen interactive theater, and historical memorabilia throughout. The centerpiece of the space is 15 two-sided illuminated panels dedicated to each current member of the Padres Hall of Fame. The panels depict imagery of these legendary Padres, while telling the story of their career highlights and personal achievements.


DUGOUTS

The Padres dugout is located on the first-base side and is 57 feet long by 14 feet wide. The visitor dugout, on the third-base side, is 46 feet long by 14 feet wide. Both dugouts have steps that lead to the field for half their length and have a rail on the other half.

PROTECTIVE NETTING

The Padres extended the protective netting prior to the 2018 season, separating spectators behind home plate and down the foul lines from the field of play. The netting, manufactured by Promats® Athletics, features the latest technology to minimize the appearance of the net and provide an optimal viewing experience, while maintaining high safety standards. In 2020, the netting was heightened behind the backstop and over both dugouts to 29-feet before tapering down along the foul lines. The end points will remain the same at Section 116 in left field and Section 115 in right field, which surpasses the existing guidelines issued by Major League Baseball.

PETCO PARK



BULLPENS

The Padres bullpen in left field is 87' 8" long by 27' 8" wide, and elevated 3' 6" above field level. The visitors' bullpen was relocated from the field before the 2013 season, and it is now tiered behind the home bullpen, elevated another 3' 6". It is 80' 11" long and 27' wide. The visiting team pitches east to west, while the home team pitches west to east. Each bullpen has a separate entrance to the playing field.

BATTER'S EYE

Background for batters in center field is painted green, except for the side facing Gallagher Square, which is covered with faux green ivy and the interlocking SD logo in faux boxwood. The structure houses an equipment storage room on the Field Level and "The Batter's Eye Porch," a pre- and post-game and special event area 30 feet high by 80 feet long in Gallagher Square. Above this is the Event Management Center for Petco Park and a 10-foot rotational sign that provides a solid background when batters are at home plate and offsets rotating panels between innings.

TEAM CLUBHOUSE FACILITIES

Clubhouses are located on the Field Level, with direct access to the dugouts and service corridor. The home clubhouse is approximately 16,500 square ft., including a 3,560 square foot locker room with 40 cubicles (four ft. wide), configured in a circle. The home clubhouse includes a 240 square ft. video coaching area located near the home (first base) dugout, with access from inside and outside the clubhouse. Other facilities include a 7,580 square ft. fully-equipped weight and exercise room, dry sauna, hydrotherapy room, player lounge and kitchen, manager's office, coaches locker room, rehab room, medical facilities, offices, laundry and storage.

The visitors clubhouse is approx. 8,990 square ft., including a 2,140 square ft. locker room with 40 cubicles, training room, manager's office, coaches locker room, weight and exercise room, player lounge and kitchen, laundry and storage.

Internal batting and pitching tunnels (two for the home team, one for the visiting team) are located on the Service Level with access to the clubhouses and are fully-equipped, including cameras for video recording. Tunnels are sized to accommodate two batters and/or two pitchers. Views to the home batting tunnel are available from the Blue Shield Home Plate Club through one-way glass so club patrons can observe players at work. Additional facilities include an auxiliary locker room (approximately 2,040 square ft.), with an operable partition, the umpires' locker room (approximately 910 square ft.), a home team family waiting room, a visiting team family waiting room and a greenroom/VIP dressing room.

GALLAGHER SQUARE

Gallagher Square, formerly known as the Park at the Park, features a landscaped park of 2.8 acres beyond the outfield fence, including a video board on the back of the Batter's Eye, Picnic Hill (gently sloped area for lawn seating with views of the game and video board), "tot lot" play area, children's baseball diamond and portable concessions.

Petco Park is the 1st Major League ballpark since Forbes Field in Pittsburgh (closed in 1970) to have a park adjacent to the outfield. Gallagher Square is a ticketed area and vital part of the baseball experience on game days, including admission to conveniences and amenities of the seating bowl with a Park Pass during ticketed events. It functions as a special events venue when there is no game and daily as a neighborhood park.

SEATING DECKS

Petco Park has three main seating decks: Field Level, Terrace Level and Upper Deck.

PETCO PARK



CONCOURSE FLOORING

Between 2014 and 2015, approximately 255,000 square feet of concourse flooring was replaced with decorative waterproof, flake flooring system manufactured by Neogard and installed locally by KTM Coating.

WESTERN METAL SUPPLY CO. BUILDING

The historic brick warehouse that housed the Western Metal Supply Company, which dates to 1909 and has ties to the Old West, was renovated and incorporated into the ballpark, with the left-field foul pole attached to its southeastern corner. The building holds the Padres New Era Team Store on the first floor, 12 party suites (available on an individual game basis) on the second and third floors, a restaurant with terrace dining on the fourth floor, and another restaurant and group space on the rooftop, 80 feet above field level.

SYCUAN STAGE AT GALLAGHER SQUARE

In March of 2019, the Padres unveiled the latest addition to Petco Park with the debut of the Sycuan Stage at Gallagher Square. As the premier entertainment venue in America's Finest City, the Sycuan Stage will host a minimum of eight national touring acts per year. The venue is the first amongst Major League ballparks to offer a unique outdoor setting inside of a downtown ballpark. The stage also has a state-of-the-art roof system with the capability to withstand more than 90,000 pounds of production and measures 64' x 28' x 5', allowing for a fully customizable space depending on artist requests.

THE GALLAGHER CHAIRMAN'S CLUB & CUTWATER CORONADO CLUB

The Padres debuted the latest premium seating options prior to the 2020 season in the Gallagher Chairman's Club and the Cutwater Coronado Club. The Gallagher Chairman's Club is located next to the Padres Ownership suite and allows fans to watch the game from one of the best views behind home plate at the ballpark while enjoying all-inclusive premium


food and beverage. The Coronado Club offers stunning views of Coronado Island and the iconic Coronado Bridge from the comfort of a private open-air club while enjoying complimentary food and non-alcoholic beverages. Guests also have a dedicated seat to watch the game from their own luxury loge box.

TOYOTA BEACH AND CRAFT PIER BY BALLAST POINT

In 2016, the Padres unveiled a two-level social space in right-center field inspired by San Diego's beach lifestyle, featuring pilings and decking constructed from environmentally friendly recycled composite wood. The lower level, the Toyota Beach, is utilized as a group space, and the upper level, The Ballast Point Craft Pier, is a multi-use area. In total, the space accommodates nearly 600 people in a standing-room-only capacity. The space was constructed in the location previously occupied by The Beachers seating area and The Toyota Beach play area. As part of the design, the children's sand play area was preserved and relocated to a space along K Street, further removed from the playing field and safe from balls in play. Partners on this project were San Diego-based architecture firm Larimer Design and Clark Construction.

SUITE RENOVATION

In the offseason leading into 2022, the Padres embarked on a major renovation at Petco Park that saw the largest suite remodel since the ballpark opened. With a commitment from Padres Ownership, 65 premium suites were completely renovated, in addition to a remodeled Suite Entrance for Suite Lease Members, costing more than \$6 million for the project. The upgraded suites feature brand new furniture with unique seating concepts, 65-inch 4K televisions, access for presentations through the TVs, artwork celebrating current and past Padres teams, customizable branding elements for Suite Lease Members, enhanced and additional lighting, new refrigerators and ice machines, induction cooking, new dishware and additional counter space for food and beverage presentation.



PETCO PARK

PETCO BARKYARD

Unveiled in 2016, the Petco Barkyard consists of six semi-private, premium dog-friendly box seats in Petco Park's left-center field, available for every Padres home game. Each of the six boxes in The Barkyard can accommodate up to four people and two dogs. The Barkyard features a designated entrance from K Street in the Park at the Park, a check-in area staffed by a Petco brand ambassador, and a watering station near check-in. A Padres pet concierge is on-hand to escort fans and their dogs to and from The Barkyard. Conveniently located just a short walk from the designated Pet Relief Area in Gallagher Square, The Barkyard is tailored to a dog's needs. Each box offers umbrellas to protect dogs from the sun and specially selected easy-to-clean artificial turf that does not retain heat, to ensure every pup's paws stay cool.

WI-FI

Introduced in 2012, the Padres provide wireless internet access to fans at Petco Park in partnership with Verizon.

ADDITIONAL FEATURES

2015's left field renovation project included the debut of several new social spaces and seating areas, including The Estrella Jalisco Landing, a private 300-person group space immediately below the video board and the Entertainment Suite on the ground floor of the Western Metal Supply Co. Building. Also introduced in 2015 was The Still presented by Cutwater down the left field line on the Terrace level.

The Omni On-Deck Suite, introduced in 2014, is an eight-person suite next to the visitor's dugout, giving fans an unprecedented view of the action...closer to the batter's box than the pitcher on the mound is. The Templeton Rye Barrel Deck, created in 2013, is nestled just beyond the wall in right field and houses 56 seats. Picnic Terraces, to the left of the Batter's Eye, have tiered picnic tables and are intended primarily as a group sales area. Palm Court Plaza, with 13 palm trees and 13,588 bricks, of which 10,842 are personalized, commemorative bricks. The Omni San Diego

Hotel and The Metropolitan (36 luxury condominiums on the top 11 floors of the hotel) connect to the main concourse by a pedestrian skybridge.

ADDITIONAL FEATURES (CONT.)

The audio and video graphics to celebrate Padres players' home runs at Petco Park have a distinct military and nautical flavor. The sound of a ship's horn is an actual recording of the horn of the Navy's USS Ronald Reagan (CVN-76) nuclear aircraft carrier, which was formerly home-ported in San Diego. To accompany the horn, fireworks blast from the top of the video board during night games.

BIGGER THAN BASEBALL

In addition to serving as the home of the Padres, Petco Park also hosts concerts, special events and other sporting events. Petco Park saw its highest-ever attended event with Garth Brooks Stadium Tour in March 2022 with more than 50,000 tickets sold. In July 2021, it hosted the seventh annual nine-hole golf event, The Links at Petco Park, in partnership with Callaway Golf. The venue transitioned into an outdoor hoops arena in 2015 for the Bill Walton Basketball Festival, featuring a week of community events, tournaments and high school games, culminating in the SDSU vs. USD men's basketball game. In early 2022, the park welcomed monster trucks and dirt bikes back, as host of Monster Jam and Monster Energy Supercross. The inaugural World Baseball Classic semi-finals and final were played at Petco Park in 2006, with the site playing host to second-round games in 2009 and 2017. Petco Park has hosted the 2014 Davis Cup, the USA SEVENS Rugby tournament and international soccer matches including the Tijuana Xolos. Petco Park also serves as a year-round concert venue, having hosted The Rolling Stones (Nov. 2005 & May 2015), Madonna (Nov. 2008), Taylor Swift (Aug. 2015), Billy Joel (May 2016), Metallica (Aug. 2017), The Eagles, Zac Brown Band, Journey and Def Leppard (Sept. 2018), Sir Paul McCartney (2014, June 2019), Green Day, Fall Out Boy and Weezer (August 2021) and Garth Brooks (March 2022).





PETCO PARK

SOCIALLY DISTANCED

In coordination with local and state health officials, Petco Park continued to serve as a place where memories are made even in the midst of the COVID-19 pandemic. In June of 2020, the Premier Lot hosted drive-thru high school graduations, drive-in style movie screenings and the first drive-in concert in California since stay-at-home orders were issued in March. Following the successful drive-in format, Padres-controlled lots were transformed into watch party sites where thousands of fans cheered on the Padres during their playoff run. Gallagher Square also hosted the first ever Halloween Trail and Holiday Market & Trail events allowing guests to partake in the holiday festivities as part of a socially-distant, safe environment. All events were executed with the utmost regard for health & safety precautions.

COVID-19 VACCINATION SUPER STATION

As the COVID-19 epidemic raged on throughout 2020 and into 2021, Petco Park and the Padres continued to serve as a community pillar for San Diego and beyond. In early January 2021, the County of San Diego announced that the Petco Park Tailgate Lot would be the site of the State of California's first Vaccination Super Station. In partnership with the City of San Diego, UC San Diego Health and the Padres, the vaccination site allowed for up to 5,000 individuals to be vaccinated daily. Operating from 7:00 a.m. to 7:00 p.m. seven days a week, the drive-up site opened on Monday, January 11, 2021, and a total of 225,000 vaccines were administered. The Padres provided the lot to act as the host site for the super station along with operational support from the organization's event staff.

HOLIDAY BOWL PARTNERSHIP

In June 2021, the Padres and the Holiday Bowl announced a new partnership that would bring the historic San Diego County Credit Union Holiday Bowl to Petco Park for a minimum of five years, beginning with the 43rd annual bowl game on Tuesday, December 28, 2021. San Diego City Council voted to overturn a "no football clause" so that football could be played at Petco Park.

Petco Park underwent major construction to transform the field from baseball to football, with the 1st baseline modifactory serving as the east end zone and the left field wall serving as the west end zone. The construction included removing the 1st baseline wall and adding 2,800 square feet of concrete seating risers over 10 rows of seating in sections 111, 113, 115 and 117 for football, restoring the 1st baseline seating sections for baseball using 10 sections of removable seating risers (featuring 118 padded seats and 344 regular ballpark seats), removing and relocating the bullpen door and stairs in left field for football and later restoring the outfield walls to the same dimensions for baseball, installing thicker 1 1/2" inch cut overseeded Bermuda turf, and building sideline suites in right field that could accommodate nearly 500 people. Field goal posts, new play clocks, camera locations and coaching boxes needed to be installed in addition to implementing a completely new scoring system on the video boards. The 43rd SDCCU Holiday Bowl was set to make its Petco Park debut with the UCLA Bruins (PAC-12) taking on the NC State Wolfpack (ACC) before the game was ultimately canceled due to COVID-19 health and safety protocols. The game will make its triumphant return in 2022.

ARCHITECTURAL FEATURES


Seating bowl "fractured" by first base and third base Towers housing vertical light standards and other elements to create distinctive "seating neighborhoods." First base and third base Garden Buildings house concession areas, premium seating club membership lounges, offices, restrooms and other programming elements usually housed inside a ballpark. Spacious concourses and terraces afford outstanding views of San Diego Bay, Coronado Bay Bridge, downtown skyline, Pacific sunsets, glimpses of Balboa Park and mountains to the east.

LANDSCAPE

The entire ballpark is designed and landscaped to resemble a garden. The landscape includes plants both inside and outside the park and vines and flowering vegetation spilling over bridges, walkways and trellises. The wall of flowing



PETCO PARK



water at the Home Plate Plaza captures the spirit of San Diego's casual, coastal lifestyle. Garden Buildings feature bougainvillea and colorful planters. Jacaranda trees line the main entrance, Home Plate Plaza features coral trees at the top of the staircase and palms, and Palm Court Plaza feature signature palm trees.

Gallagher Square features a landscaped lawn, flowering trees, shrubs, gardens with perennials and annuals selected to bloom in sequence throughout the year. Plantings evoke the gardens of Balboa Park and the flower fields of Carlsbad.

The landscape and vegetation selected are "water-wise," low allergenic and environmentally responsible, requiring minimal use of pesticides and toxic chemicals.

ENVIRONMENTAL FEATURES

An agreement with the Environmental Health Coalition comprehensively addressed issues of air and water quality, urban runoff, removal of hazardous materials, and use of pesticides and toxic chemicals in the construction and operation of the ballpark. Progressive recycling and waste management programs help make Petco Park one of the greenest ballparks in Major League Baseball. In 2022, the Padres partnered with San Diego Community Power to make Petco Park the first West Coast ballpark to run on clean, renewable energy.

GOING SOLAR

Prior to the 2018 season, the Padres and Petco Park continued their efforts as industry leaders in energy sustainability with the installation of a 336,520-watt Sullivan Solar Power system. The project consisted of 716 high-efficiency, 470-watt solar modules and will generate 330 kilowatts of solar power, enough to power the entire Padres front office. The solar power system serves as the largest solar power system in Major League Baseball.

CONCESSIONAIRE/FOOD SERVICE AND RETAIL PROVIDER

Delaware North Companies' Sportservice Corporation.

PADRES NEW ERA TEAM STORE

The Padres New Era Team Store is located on the ground floor of the Western Metal Supply Co. Building, with entrances from Seventh Ave. and Palm Court Plaza.

ENTRANCE/EXIT GATES

Home Plate Plaza at Park Blvd. and Tony Gwynn Drive

Palm Court Plaza at Gaslamp Gate, Seventh Ave. and K St.

East Village Gate at 10th Avenue and K Street

Park Boulevard Gate at 10th Avenue

Downtown Gate to Park at the Park at Eighth Ave. and J St.

Balboa Gate to Park at the Park at Ninth Avenue and J St.

POINTS OF ENTRY: 44

TICKET WINDOWS: 30 total

30 open to the street

Home Plate Plaza: 17 windows, street level, shaded

Western Metal Building: nine windows, all open to street

East Village/Power Alley: four windows, all open to street

ACCESSIBILITY

At least 1 percent of all fixed seats are semi-ambulant, and at least 1 percent are reserved for wheelchair and companion with removable arm seats. Wheelchair and companion seating is available in all seating categories, dispersed proportionately throughout the three seating levels, and equally distributed in areas exposed to the sun and in shade. All concession stands are accessible. All restrooms

PETCO PARK



are equipped with accessible water closets. All ramps and elevators were designed to exceed federal and state requirements for people with disabilities.

ARCHITECTS

HOK Sport+Venue+Event, Kansas City, MO, Executive Architect. (Joseph E. Spear, AIA, Senior Principal)

Antoine Predock Architect, Albuquerque, NM, Design Architect

Spurlock Poirier, San Diego, CA, Landscape Architect. (Andrew J. Spurlock, Principal)

ROMA Design Group, San Francisco, CA, Master Plan Architect, Ballpark District. (Boris Dramov, President)

Heritage Architecture & Planning, San Diego, CA, Restoration Architect
(Milford Wayne Donaldson, AIA, Principal)

DEVELOPMENT MANAGER

Hines, Houston, TX.
(Rick Vogel, Vice President, Project Manager)

GENERAL CONTRACTOR

San Diego Ballpark Builders – A Joint Venture of Clark Construction Group, Inc., Roel Construction Company, and Douglas E. Barnhart, Inc. (Officer In Charge: Alan Petrasek, Senior Vice President, Clark Construction. Project Executive: Jim McLamb, Vice President, Clark Construction).

BALLPARK CONSTRUCTION COST - \$298 million

BALLPARK PROJECT COST - \$474 million, including land assemblage, infrastructure work and implementation agreement obligations.



PETCO PARK

BALLPARK DISTRICT

26 blocks bordered by Market Street to the north, Harbor Drive and Sixth Avenue to the west, 12th Ave. to the east, and Imperial Ave. to the south.

HISTORIC RESOURCES: In addition to the Western Metal Supply Co. Building, several other historic resources in the Ballpark District are being preserved in accordance with a 1999 Settlement Agreement between the National Trust for Historic Preservation, the Save Our Heritage Organization (SOHO), the Padres, the City of San Diego, the Centre City Development Corporation and JMI Realty. Schieffer & Sons Warehouse on J Street and Showley Brothers Candy Factory (Bumble Bee Foods), parts of Levi Wholesale Grocery Building (Kvaas Construction) and Wellman Peck Warehouse (TR Produce) on the north side of J Street are to be preserved and adaptively re-used.

#BrownIsBack

On November 9, 2020, the Friar Faithful witnessed the unveiling of the team's new brown and gold uniforms. Nearly 4,000 fans were on hand as Padres shortstop Fernando Tatis Jr., 1B Eric Hosmer and third baseman Manny Machado modeled the new threads. The new primary home pinstriped uniform features "PADRES" across the chest in brown with a gold outline, brown and gold piping and the return of the Swingin' Friar in the form of a sleeve patch. The road uniform is brown with a gold "SAN DIEGO" across the chest along with gold piping and the Swingin' Friar patch.

The road alternate features a lighter sand brown color scheme with pinstripes and a brown with gold outlined "SAN DIEGO" across the chest. With the new road color scheme, the Padres are now the only team in Major League Baseball to not utilize any gray road uniform. In bringing back the brown, Padres ownership made a point to seek out the feedback of their loyal fanbase and implement this change that signifies a new era in Padres baseball. The unique color scheme also sets the club apart from the rest of Major League Baseball. In addition to the three new brown and gold uniforms, the Padres also unveiled new Sunday military brown camouflage jerseys to be worn as part of their Military Salute Sunday home games.



PETCO PARK



PETCO PARK FIRSTS

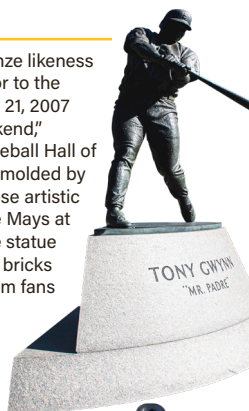
Game	April 8, 2004 vs. SF
Attendance	41,400 (sellout)
First Pitch	7:08 pm PDT
Game Time Temperature	64 degrees
Padres Starting Lineup	3B Sean Burroughs, 2B Mark Loretta, RF Brian Giles, 1B Phil Nevin, LF Ryan Klesko, CF Jay Payton, C Ramon Hernandez, SS Khalil Greene, P David Wells
Batter	SF's 2B Ray Durham
Hit	SD's RF Brian Giles single to CF in the B-1st.
Run Scored	SD's SS Khalil Greene in B-3rd.
Singles	SD's Brian Giles in the B-1st
Double	SD's 3B Sean Burroughs in B-3rd
Triple	SD's Brian Giles in B-4th on April 11, 2004 vs. SF
Home Run	SF's CF Marquis Grissom in T-10th
Padres Home Run	SD's Mark Loretta in B-1st on April 15, 2004 vs. LAD
Stolen Base	SD's Adam Eaton and Sean Burroughs double steal in B-7th on April 13 vs. LAD
Strikeout	SD's Jay Payton in B-2nd
Error Committed	SF's Durham in B-4th on April 11, 2004
Pitch	SD's David Wells (called strike)
Winning Pitcher	SD's Eddie Oropesa
Losing Pitcher	SF's Matt Herges
Save	SD's Trevor Hoffman on April 10, 2004 vs. SF
Day Game	April 18, 2004 vs. ARI
Non-MLB Event	University of Houston vs. San Diego State University (Men's Baseball) on March 11, 2004
Concert	The Rolling Stones on November 11, 2005

* Firsts are from April 8, 2004 unless noted.

PETCO PARK STATUES

MR. PADRE

The nine-foot, 1,200-pound bronze likeness of "Mr. Padre" was unveiled prior to the Padres vs. Phillies game on July 21, 2007 as part of "Tribute to Tony Weekend," honoring the 2007 National Baseball Hall of Fame inductee. The statue was molded by sculptor William Behrends, whose artistic credits include a statue of Willie Mays at San Francisco's AT&T Park. The statue and surrounding plaza includes bricks with personalized messages from fans to Gwynn.




THE COLONEL

On September 15, 2012, the Padres honored the late Jerry Coleman's 70 years in baseball and his 40 years with the Padres in a pre-game ceremony at Petco Park, during which the club unveiled a bronze statue of Coleman at the ballpark, standing at 7.5' tall, weighing 650 lbs. It depicts Coleman in the uniform he wore as a pilot in the Marine Corps. San Diego Mayor Jerry Sanders proclaimed the day "Jerry Coleman Day."



TREVOR TIME

"Hells Bells" blared through the speakers at Petco Park on August 18, 2018 as the club celebrated one of its most iconic figures in Trevor Hoffman. After his induction into the National Baseball Hall of Fame, Hoffman's statue was unveiled prior to the Padres vs. D-Backs game as part of a weekend-long celebration for the closer. William Behrends sculpted the nine-foot, 1,000 lb. likeness, which overlooks the bullpen in left-centerfield and depicts Hoffman's signature high leg kick.



COMMUNITY



COMMUNITY



Tom Seidler
Sr. Vice President,
Community & Military Affairs



Bill Johnston
Vice President,
Community Relations



Connor Novak
Director,
Community Relations



Sarah Wiggins
Manager,
Community Relations



Jeannie Groeneveld
Advisor,
Military Affairs



Andrea Piocos
Coordinator,
Player Relations

The San Diego Padres are committed to making a meaningful impact by supporting youth, the military, first responders and under-served communities throughout the San Diego and Baja region.

PADRES PEDAL THE CAUSE

Padres Pedal the Cause has quickly become one of San Diego's leading cancer fundraisers and is the signature charitable event for the San Diego Padres. In 2019, Padres Pedal the Cause continued to grow its cycling and running event, raising more than \$3.1 million for translational cancer research and clinical trials. All expenses are underwritten so that 100% of the funds raised go directly to local cancer research. The Padres contribute a variety of resources to Padres Pedal the Cause, including the use of Petco Park, resulting in increases in funding, participants, volunteers and community engagement. The Padres are proud to have

played a significant role in helping the organization raise more than \$15million for collaborative, ground-breaking cancer research that will accelerate cures at San Diego's world-class cancer institutions. The 2022 event is scheduled for Saturday, April 9, where participants of all ages and abilities can ride, run, walk, spin or volunteer. For information about how you can get involved, visit www.gopedal.org.

PADRES VOLUNTEER TEAM

The Padres Volunteer Team is a regional volunteer force which calls upon Padres fans to donate their time to the San Diego and Baja region's non-profits and civic organizations. The mission of the Padres Volunteer Team is to build awareness of, and inspire participation in serving the greater San Diego community. Launched in February 2015, the Padres Volunteer Team consists of more than 6,400 volunteers who have collectively given upwards of 35,000 hours to over 85 local non-profit organizations. For more information visit www.padres.com/volunteer.

FUTURE PADRES: YOUTH BASEBALL & SOFTBALL

In 2021, the #FuturePadres Youth Baseball and Softball Program powered by UC San Diego Health, provided more

PADRES PEDAL
THE CAUSE

COMMUNITY

than 20,000 youth baseball and softball uniforms at no cost to local leagues.

With support from UC San Diego Health and US Bank, the Padres' investment in local youth baseball and softball has saved leagues over \$4 million. By providing jerseys, caps and visors, these youth leagues reallocate funds towards other areas of need such as field maintenance, purchasing equipment and concession stand improvements. In some cases, leagues have been able to significantly lower or eliminate registration fees, creating an opportunity for more kids to play baseball and softball.

PADRES BASEBALL & SOFTBALL CAMPS

Launched in 2016, Padres Summer Baseball and Softball camps feature five action-packed days of individualized instruction, marquee competitions, and special events for all skill levels, ages 4-12.

In 2021, campers can look forward to another year of character development and a unique Major League experience that creates lasting memories. Camp is offered at various locations throughout San Diego and includes an official camp uniform and a meet and greet with a current or former Padres player. The Padres Camp curriculum has adjusted to ensure safety for campers and staff while still offering a highly engaging, and fun experience for kids when they need camp more than ever. For more information, visit padres.com/playball.

RBI (REVIVING BASEBALL IN INNER CITIES)

The Padres are proud to provide free baseball and softball opportunities to more than 1,300 underserved youth through the RBI program. The RBI program engages kids ages 5 to 18 in a program designed to teach life lessons and build self-esteem through both baseball and softball. The Padres host Jr. RBI and RBI through relationships with military and community organizations throughout the region, including the only RBI site on a local military installation. For more information, visit padres.com/playball.

PADRES HIGH SCHOOL ALL-STAR GAME & HR DERBY PRESENTED BY BALLY SPORTS SD

The Padres honor the top high school baseball players in

the CIF San Diego Section at the annual Padres High School All-Star Night presented by Bally Sports San Diego. This year's game takes place on Sunday, June 12 at Petco Park. The All-Star Game features the CIF San Diego Section's best high school players in an exciting East vs. West format. Some of the top young talent in the country enjoy this once-in-a-lifetime opportunity to suit up and play in America's number-one ballpark. Prior to the All-Star Game, eight high school long-ball hitters compete in the Padres High School Home Run Derby. The All-Star teams and Home Run Derby contestants are chosen by the CIFSDS Baseball Advisory Committee. Each high school varsity coach nominates up to three players for all-star consideration. Admission to the All-Star Night is free with the purchase of a ticket to a select Padres game.

PADRES COACH OF THE YEAR PROGRAM PRESENTED BY BALLY SPORTS SD

The San Diego Padres recognize and honor the positive role coaches play in the lives of student-athletes through the Padres Coach of the Week and Coach of the Year program, presented by Bally Sports San Diego.

The Padres and Bally Sports San Diego award one local baseball or softball Coach of the Week for eight consecutive weeks for making a positive impact on the lives of his or her players on and off the field as a coach, mentor and role model. At the end of the program, one of these coaches is named the Padres Coach of the Year at Petco Park.

For the first time in 2022, the Padres Coach of the Year program will consider long-time YOUTH baseball and softball coaches who volunteer their time to provide valuable leadership and mentorship for the youth in our community.

Each Coach of the Week receives a \$1,000 donation to support his or her program or league while the Coach of the Year receives a \$5,000 donation.

HONORING THOSE WHO SERVE

Since joining Major League Baseball in 1969, the San Diego Padres have prioritized honoring and supporting San Diego's over 900,000 veterans, active duty and retired service members and their families. The Padres are widely regarded



COMMUNITY

as MLB's "Team of the Military," and the club is known as the first Major League team to have a dedicated Military Affairs department. In the city with the largest military footprint in the world, the Padres are committed to ensuring that baseball in San Diego will continue to remain an affordable family venue for our entire military community. The Padres are proud to host Military Salutes at every Sunday home game, recognizing each branch of service, veterans, families and military milestones. For more information about the Padres' military outreach initiatives and military ticket discounts, visit www.padres.com/military.

In addition to the thousands of tickets given annually to the military community, the Padres offer tickets year-round to active duty military, veterans and their families year-round at a 25% discount on Military Sundays and 10% off all other home games through GovX.

MARINE RECRUIT SUNDAYS

The Padres long-standing tradition of hosting recruits from the Marine Corps Recruit Depot at Sunday home games prior to their graduation from boot camp will continue this season. These visits are significant because they represent the first time the recruits are permitted to attend a social event away from their rigorous training schedule and wear their USMC uniforms in public. When the health and safety environment allows, Marine recruits will once again become a fixture at Petco Park on Sundays.

REENLISTMENTS & PROMOTIONS

The Padres are proud to host service members who choose to reenlist and continue to serve our country. Formal reenlistment and promotion ceremonies can be held on the field at Petco Park prior to a home game—another small way in which the Padres thank our service members and their families for their continued dedication to our nation.

FIRST RESPONDERS

The Padres are proud to celebrate, honor and thank our First Responder community and the organizations who support them. In recognition and appreciation of San Diego's First Responders' commitment to the citizens and community, the Padres have designated five Tuesday night home games as First Responder Appreciation Tuesdays, bringing well-deserved attention to the hard work and service the various departments provide.

First Responder Appreciation Tuesdays are dedicated to all first responder departments throughout the City and County of San Diego, including the San Diego Police Department and other county police departments, San Diego County Sheriff's Department, San Diego Fire-Rescue Department, California Highway Patrol, U.S. Border Patrol, Red Cross, FBI, DEA and other organizations on the front line of service to our community.

In addition to the thousands of tickets given annually to the First Responder community, the Padres offer tickets year-round to these community heroes at a discount of up to 25%.



COMMUNITY

LOS PADRES

Throughout the season, the Padres will celebrate Baja California and Hispanic culture and traditions at Petco Park with authentic food, drink offerings, performances, recognitions and many other activities for all to enjoy. This year, Hispanic Heritage Weekend will take place during September, with activations and events planned throughout the weekend.

PADRES "ESTRELLAS" PRESENTED BY ARCO

The Padres, in partnership with local school districts and non-profits, will recognize and celebrate students from underserved communities who go above and beyond in the areas of civic leadership, academic excellence and improvement on three game days. The Padres Estrellas and their families will be hosted by the team to watch batting practice, meet Padres players and be recognized during the game. The Padres look forward to bringing back this exciting program in 2022.

COMUNIDAD AWARDS

In 2022, the Padres will celebrate the winners of the 11th annual Hispanic Heritage Comunidad Awards during a pre-game ceremony this season. The awards honor community leaders or organizations that have made significant contributions to the region's Hispanic community within the Padres Foundation's four focus areas: LIVE (health & mentorship), LEARN (education), PLAY (recreation) and SERVE (volunteerism, military and first responders). Each

nominee is selected from each category by the Padres Hispanic Community Advisory Council with the Padres Foundation making a \$2,500 donation to each of the four non-profits chosen.

CROSS BORDER PARTNERSHIP

Throughout the pandemic, the Padres partnered with Tijuana non-profit organizations through virtual appearances by players, and donations to different organizations. This included a virtual Zoom call during which Dominican-born pitcher Dinelson Lamet spoke with child cancer patients from El Patronato. Eduardo Ortega, the Mexican-born longtime Spanish voice of the Padres, served as moderator and assisted as Lamet fielded questions from the dozens of kid participants. A group of Padres executives also traveled down to Tijuana to build and decorate a new home for a deserving family through the organization Build A Miracle. The goal in 2022 is for the Padres to resume in-person visits from players, the Swingin' Friar and Pad Squad, to continue supporting the community in Baja California. Our Tijuana community partners include: Build A Miracle, local Boys and Girls Clubs, youth baseball and softball leagues, the local sports institute IMDET (Instituto Municipal del Deporte en Tijuana), Hospital General, Hospital Infantil de las Californias, local food bank Banati and others.

The Padres will also aim to resume their annual baseball and softball clinic in Tijuana to support youth baseball and softball in the region. During this event, Padres branded jerseys and hats are distributed to over 200 boys and girls.



COMMUNITY

CHARITY TICKET PROGRAM

The Padres Charity Ticket Program provides complimentary tickets to non-profit organizations with a primary focus on disadvantaged youth who otherwise would not be able to attend a baseball game. Each season, the Padres team up with Major League Baseball's "Commissioner's Community Initiative" and "Players Give Back" to donate complimentary tickets to deserving non-profit organizations. The Padres are proud to work with Tickets for Kids to assist with the distribution of our charity tickets. For more information, visit <https://www.mlb.com/padres/community/padres-foundation>.

COMMUNITY APPEARANCES

Padres players and alumni make hundreds of appearances in the San Diego and Baja Community in support of club initiatives and local non-profits. These appearances give fans a chance to connect with players and alumni and tighten the bond between the Padres and their community. Appearances include the Padres Holiday Giving initiative, the annual Padres Thanksgiving Turkey Distribution, Rady Children's Celebration of Champions and more. During the season, Padres players visit with members of the Armed Forces both at Petco Park and on military bases, ships and hospitals located throughout San Diego County.

PADRES FANTASY CAMP

Re-launched in 2019, the Padres Fantasy Camp offers an annual week-long experience at the Peoria Sports Complex

in Peoria, AZ. Campers spend the week getting the full big-league Spring Training experience while receiving instruction from notable Padres alumni and coaches. As part of this once-in-a-lifetime opportunity, each participant begins their day by putting on their own authentic Padres uniform in the Padres clubhouse and ends the day sharing stories at the local watering hole with Padre greats. All net proceeds from Fantasy Camp benefit the Padres Foundation. 2023 Fantasy Camp is currently scheduled for the week of January 16, for more information visit, padres.com/fantasycamp.

PADRES FOUNDATION

The Padres Foundation, a 501(c)(3), compliments the club's outreach initiatives in the areas of Live, Learn, Play and Serve. The Foundation raises funds through a number of programs in which fans can participate including the 50/50 Raffle, Broadcast Auction, the annual Garage Sale, Shirts Off Their Backs, Mystery Ball fundraiser, and many others.

PADRES FOUNDATION 50/50 RAFFLE

During Padres home games, fans can purchase 50/50 raffle tickets for a chance to win 50% of the raffle jackpot. Net proceeds support various Padres Foundation community initiatives. Tickets may be purchased at raffle kiosks throughout Petco Park or from roaming raffle sales representatives. Raffle tickets are on sale from the time gates open until the end of the sixth inning. Participants must be at least 18 years old to play. To learn more, visit padres.com/raffle.



MEDIA



PADRES COMMUNICATIONS



Craig Hughner
Vice President,
Communications



Danny Sanchez
Director, Business
Communications and
Spanish Media Relations



Darren Feeney
Director,
Media Relations



JP Nolan
Manager,
Media Relations



Vanessa Dominguez
Manager,
Business Communications

MEDIA GUIDELINES

CREDENTIALS Media credentials are only issued to working members of the media and are non-transferable. The Padres will issue full-season credentials to media members who will cover the club on a regular basis throughout the season. Credentials will be issued on a game-by-game basis to members of the media who expect to cover the team periodically throughout the season. Credentials provide access to areas of Petco Park as designated on each individual credential. Any unauthorized use of a credential shall result in confiscation of the credential and ejection from Petco Park.

HOW TO APPLY Credential requests can be made online at <https://credentials.mlb.com> no later than 24 hours before the requested date. All questions and inquiries regarding credentials should be directed to the Padres Communications office at credential@padres.com.

CREDENTIAL PICK UP LOCATION Beginning four hours before game time, credentials may be picked up from the Suite Entrance located near the Ticket Office lobby. The entrance is near the intersection of Park Blvd. and Imperial Ave.

PARKING Media parking is available on a limited basis in the Padres Parkade on 10th Ave and MTS Garage on the corner of Park Boulevard and Imperial Avenue, conveniently located near the VIP/Media Gate. Please contact the Padres Communications Department to request parking passes that provide complimentary admission to a parking lot.

CLUBHOUSE ACCESS The Padres clubhouse opens to media with approved credentials and access sticker based on vaccination status. The clubhouse will be open for a period of at least 50 minutes before each game, typically around three and one-half hours before game time but earlier on days with early batting practice. Please check with the Padres Communications department for timing. The clubhouse will always close once the team takes the field for batting practice. No still photographers will be granted pre-game clubhouse access. While clubhouses are closed, approved media may access the field and dugouts through the tunnel located alongside the press elevator behind home plate. Following all games, the clubhouse opens no later than 10 minutes after the final out.

The Padres clubhouse is located on the first base side and the visitor's clubhouse on the third base side, and access to the visiting clubhouse shall be regulated by the visiting team's PR representative. The Padres clubhouse may be closed at any time at the discretion of the manager or a club Communications representative.

FIELD ACCESS Members of the media whose credentials allow field access are asked to be respectful of players and coaches who are preparing for a game, and for their own safety, to remain in foul territory, between first and third base at all times. Members of the media are asked to refrain from conducting interviews during stretch and batting practice. No one under the age of 18 is permitted on the field.

PRESS BOX The Petco Park press box is located on the Terrace Club Level. To access the press box from the media entrance, take the Suite elevator to the Terrace Level. Press box seating is available to accredited members of the working media on assignment only. Credentialed members of the media without an assigned press box seat may sit at any unassigned location in the top row of the press box. The Padres ask for cooperation of the media in maintaining a professional working environment. Cheering, rooting or clapping of any kind for either team in the press box shall result in credential revocation and ejection from the ballpark.

GAME INFORMATION A limited number of game day materials will be printed and distributed in working media areas (game notes, statistics, lineups, press releases, etc.) and made available digitally at www.padrespressbox.com at least two hours prior to game time.

WIRELESS INTERNET Complimentary Wireless Internet access is available in the press box. Please contact the Communications Department for Network and Password details.

INTERVIEW REQUESTS Requests to interview Padres players or coaches should be made at least one day in advance through the Padres Communications Department

AUTOGRAPHS/PHOTOS PROHIBITED At all times, all credentialed members of the media are prohibited from requesting autographs, equipment or photos from a player or coach. Any violation of these guidelines will result in immediate revocation of the credential and could bar future use.

PHONE USAGE/LIVE TRANSMISSIONS The use of cellular phones, including text messaging, is prohibited in the dugout and in both clubhouses. Live transmissions are permitted from Petco Park by non-rightsholders prior to and after every game telecast.

MEDIA

BASEBALL WRITERS ASSOCIATION OF AMERICA, SAN DIEGO CHAPTER

Name	Outlet
Scott Miller (Chairman)	At-Large
Bernie Wilson (Vice Chairman)	Associated Press
John Maffei (Secretary/Treasurer)	San Diego Union-Tribune
Jay Posner	San Diego Union-Tribune
Kevin Acee	San Diego Union-Tribune
Jeff Sanders	San Diego Union-Tribune
Bryce Miller	San Diego Union-Tribune
Kirk Kenney	San Diego Union-Tribune
A.J. Cassavell	MLB.com
Shaun O'Neill	MLB.com
Dennis Lin	The Athletic
Kyle Glaser	Baseball America
Kazumi Gillespie	J Sports

Lifetime Members

Nick Canepa
Bill Center
Gary Hyvonen
Tom Krasovic



BROADCAST



Bally Sports San Diego enters its 12th season as television partner with the San Diego Padres and will televise approximately 160 games during the 2022 regular season. Don Orsillo returns for television play-by-play duties, alongside former Padres starting pitcher, Mark Grant. Also returning to the Bally Sports San Diego team in 2022 is sideline reporter, and former big-league pitcher, Bob Scanlan. Originating live from Petco Park and on the road, "Padres Live" returns to provide unmatched access to the Padres. Hosted by Mike Pomeranz, with expert analysis from Mark Sweeney, the 30-minute pre-game and full post-game coverage is a true extension of the game that keeps Padres fans entertained and informed.

Live game coverage of the Padres on Bally Sports San Diego will also feature the Grass Valley Super slow-mo camera system to create opportunities for analysts

to share perspective and expertise with an up-to-the-moment illustration. Bally Sports San Diego will break down plays throughout the game as it provides 3D replays and virtual enhancements. Additional technological enhancements include Statcast, which provides high-speed, high-accuracy, automated tool developed to analyze player movements and Pitchcast, which tracks the speed and trajectory of pitched baseballs.

In addition to game-day coverage, Bally Sports San Diego will deliver "Padres POV" every Sunday. Bally Sports San Diego can be seen locally in San Diego on AT&T U-Verse channels 776 and 1776 (HD), AT&T TV, COX channels 56 and 1056 (HD), DIRECTV channel 694 and Spectrum channel 322. Padres programming will also stream live on the Bally Sports app and on ballysports.com when a consumer authenticates through their pay-tv service. For the latest news, telecast broadcast schedules and exclusive Padres content, follow Bally Sports San Diego on Twitter: @BallySportsSD, Instagram: @BallySportSD and like on Facebook: facebook.com/BallySportsSanDiego.



After switching over to the FM broadcast for the first time in the team's history in 2017, the San Diego Padres enter their fifth season on their English flagship station, 97.3 The Fan, in 2022. All Padres regular season games will be broadcast live on 97.3 The Fan with **Jesse Agler** and **Tony Gwynn Jr.** providing the play-by-play and color commentary. **Sam Levitt** joins 97.3 The Fan in 2022 as the new host of the station's one-hour pre- and post-game shows in his first season covering the Padres. All podcasts and digital content will also be available at 973thefansd.com.



All regular-season Padres games will air live in Spanish on XEMO 860 AM, which celebrates its 20th season as the club's Spanish flagship station. **Eduardo Ortega** returns for his 36th season calling Padres games and will be joined again by **Carlos Hernandez**, who returns for his 10th season, to provide the play-by-play and color commentary. **Pedro Gutierrez** returns as the host of Spanish pre- and post-game shows in 2022.

PADRES BROADCASTERS



JESSE AGLER

2022 marks Jesse Agler's ninth season as a member of the Padres' broadcast team and his second as the lead play-by-play broadcaster for Padres radio broadcasts on the club's flagship station 97.3 The Fan. Agler also serves as the fill-in announcer on Padres telecasts on Bally Sports San Diego.

Agler joined the Padres front office in February of 2014 as a broadcaster and as director of content, a role in which he oversaw all club digital and social operations.

During the baseball offseason, Agler calls play-by-play of national radio broadcasts on Compass Media Networks for NFL, NCAA football and NCAA basketball games. Having come to San Diego by way of Miami, Agler spent four seasons as the pregame, halftime and postgame host on the Dolphins Radio Network. In 2013, he did television play-by-play for the Dolphins' preseason games on CBS-4.

Agler began his professional career in 2005. His experience includes serving as pregame and postgame radio host for the then-Florida Marlins, the Florida Panthers and the University of Miami Hurricanes' football and basketball teams. Agler has also previously been the fill-in play-by-play announcer for the Marlins.

A graduate of the University of Miami, Agler's first job out of college was calling baseball games for the Elkhart (KS) Dusters of the Jayhawk League. Agler and his wife, Tovah, reside in San Marcos with their son, Jonah, and daughter Ellie.



TONY GWYNN JR.

Tony Gwynn Jr. returns for his sixth season as part of the Padres' broadcast team in 2022 after returning to San Diego prior to the 2017 season. Gwynn Jr. enters his second season as the full-time color analyst role this year.

Son of legendary "Mr. Padre," Gwynn Jr. played for the Padres from 2009-10. Originally selected by the Milwaukee Brewers in the 2nd round of the June 2003 draft out of San Diego State, he played parts of eight Major League seasons with Milwaukee, San Diego, Los Angeles and Philadelphia. Gwynn Jr. batted a career .238 (381-for-1,600) with 48 doubles, 23 triples, seven home runs, 98 RBI and 192 runs scored in 685 games played.

Gwynn Jr. began his broadcasting career in 2016 after joining the broadcast team for the Dodgers' postgame show on AM 570 LA Sports Radio. Most recently, he has served as co-host of "Gwynn & Chris" on 97.3 The Fan and resides in San Diego with his wife, Alyse, their son Anthony III, and three daughters, Makayla, Jordan and Leighton.



PADRES BROADCASTERS



DON ORSILLO

Don Orsillo made his debut as a member of the Padres' broadcast team in 2016, calling games for both television and radio broadcasts. After assuming the full-time television play-by-play duties in 2017, Orsillo returns in 2022 for his seventh season in San Diego.

In addition to his work for the Padres, Orsillo also calls nationally broadcasted MLB games for FOX, FS1 and TBS during the regular season. Orsillo came to San Diego from Boston, where he spent 15 seasons with NESN as the primary play-by-play announcer for the Red Sox. While at NESN, he also hosted the weekly Red Sox Report, as well as the offseason weekly program Hot Stove Live.

In addition to his postseason experience with the Red Sox, Orsillo has called ten MLB post seasons as a broadcaster for TBS. His postseason work includes the National and American League Divisional Series from 2007 to 2013, 2018, 2020 and again in 2021. Orsillo's broadcasting repertoire also includes college basketball and hockey, having called both Boston College basketball games and Hockey

East matches on NESN, as well as Providence College basketball games on the Big East Network/ESPN PLUS.

Orsillo's numerous accolades include four Emmy Awards for outstanding play-by-play (2003 and 2004 with Boston, 2018 and 2019 with the Padres) and two New England Sports Best Play-by-Play awards (2014 and 2015). He was named Massachusetts Broadcaster of the year twice in 2005 and 2015. Through his role with the Red Sox, Orsillo has appeared in a number of motion pictures, including 2013's *The Heat*, 2010's *The Town* and 2005's *Fever Pitch*.

A graduate of Northeastern University, Orsillo began his broadcasting career in minor league baseball, calling games for the Pittsfield Mets (1991-92), Binghamton Mets (1993-95), and Pawtucket Red Sox (1996-2000). He also has previously called minor league hockey games for the American Hockey League (Springfield Indians/Falcons 1991-96).

Orsillo has two daughters: Sydney, 22, and Madison, 19. He and his wife Kathy reside in Coronado.



MARK GRANT

Mark "Mud" Grant returns to Bally Sports San Diego in 2022 for his 27th season as color analyst for Padres television broadcasts.

No stranger to San Diego baseball, Grant pitched for the Padres from 1987-90. Originally selected by the San Francisco Giants with the 10th pick in the first round of the 1981 Draft out of Joliet (IL) Catholic High School, he played parts of eight Major League seasons with San Francisco, San Diego, Atlanta, Seattle, Houston and Colorado. Grant went 22-32 with eight saves and a 4.31 ERA in 233 games (58 starts). He recorded a career-high eight wins and posted a 3.33 ERA for the Padres in 1989.

Grant began his broadcasting career at KFMB Radio in 1994 as a sports anchor and talk show host. After retiring from baseball in 1995, he provided analysis of Prime Sports' Padres broadcasts in 1996, then joined Channel 4 San Diego upon its inception in 1997. In 2012, he was part of the on-air team

that helped launch the new regional sports network FOX Sports San Diego (now Bally Sports San Diego).

Grant is active in the community, where he works with the Down Syndrome Association of San Diego and has been associated with the Cystic Fibrosis Foundation of San Diego since 1987. Additionally, he serves as a spokesperson for St. Madeleine Sophie's Center in El Cajon, a vocational and educational center for developmentally disabled adults. Grant and his wife, Mary, reside in Alpine with their daughter, Alexis, and two sons, Andrew and Aidan.



PADRES BROADCASTERS



EDUARDO ORTEGA



Eduardo Ortega, the Spanish-language voice of the Padres, will be calling Padres games for his 36th season in 2022, his 42nd year in the broadcasting business. Ortega does play-by-play for both Spanish radio (XEMO) and Spanish television (FOX Deportes) broadcasts.

One of the most highly regarded Spanish-language sports broadcasters in the business, Ortega has broadcast postseason baseball since 1993 for various outlets, including CBS Hispanic Radio Network, Cadena Caracol, LBC Radio Network and ESPN Deportes radio.

He has called 20 MLB All-Star Games, 25 World Series and 10 no-hitters including Joe Musgrove's first no-hitter in club history. Other milestones Ortega has called include Tony Gwynn's and Ricky Henderson's 3,000th hits, Randy Johnson's 4,000th strikeout, Mark McGwire's 500th homerun, Barry Bonds' 700th and 755th home runs, Max Scherzer's 3,000th strikeout, Trevor Hoffman's breaking of the all-time saves record, Hoffman's 500th career save, Greg Maddux's 350th victory, both cycles in Padres history and four of San Diego's five division titles.

Ortega handled the play-by-play worldwide telecasts of the Caribbean Series for Galavisión and Fox Sports for 12 seasons and was the lead Spanish play-by-play voice for the World Baseball Classic in 2006, 2009, 2013 and 2017. He has broadcast official Padres games from 50 different venues and 73 total different venues when including Spring Training and other exhibition games.

In addition to his time with the Padres, Ortega served one season (1991) as the voice of the San Francisco Giants, four years as play-by-play announcer for the Tijuana Potros of the Mexican-Pacific Winter League, two seasons broadcasting for Tijuana's team in the northern Sonora Double-A Summer League, and one year as the voice of the Cotton Growers of Torreón, in the Mexican Summer League. Since 2005, he has been the radio voice of the Mexicali Águilas in the Liga Mexicana del Pacífico and starting in 2015, on the national cable television network Megacable. Ortega celebrated his 23rd anniversary broadcasting on television and radio for the Liga Mexicana del Pacífico after the SKY Sports network debuted winter ball broadcasts throughout eight Latin American countries in 2020.

In 2015, Ortega was inducted into the Hispanic Heritage Baseball Museum Hall of Fame. Prior to that, in 2012, he was inducted into the Tijuana Sports Hall of Fame. He also was honored in 2004 by the Tijuana sports media with a Career Achievement Award, and the Mexican Federation of Sportscasters celebrated his 25th anniversary in broadcasting and his multiple contributions to the industry.

In addition, Ortega was named Sportscaster of the Year by the Sportswriters Association of Tijuana in 1997, Sports Ambassador of Tijuana by the city's mayor in 1998, the Broadcasting Award by ACDN (National Sports Writers of Nicaragua) in 2012 and more recently, the 2017 Abelardo Raidí Career Achievement Award, named after the pioneer and founder of AIPS American, a worldwide sports media organization.

Ortega is a Tijuana native and a long-time San Diego resident.



PADRES BROADCASTERS/CONTENT



CARLOS HERNANDEZ

In 2022, Carlos Hernandez enters his 11th season as the main Padres color analyst on FOX Deportes, following a Major League playing career that spanned 11 seasons with the Los Angeles Dodgers (1990-96), San Diego Padres (1997-2000) and St. Louis Cardinals (2000).

Signed by the Dodgers as a free agent in 1984, Hernandez became the second Venezuelan catcher in MLB history, following Bo Díaz. He made his Major League debut in 1990 with the Los Angeles Dodgers. A highly skilled defensive player, he spent his Dodgers career (1990-96) mainly as a back-up catcher to Mike Scioscia and Mike Piazza, appearing in 230 games, with 133 starts. He signed with the Padres as a free agent and in his first full season as a regular catch for the organization, Hernandez batted .262 with 9 home runs and 52 RBI in 129 games played.

Hernandez finished his career batting .253 (315-1244) with 24 home runs, 141 RBI, 102 runs, 51 doubles, one triple and one stolen base in 488 games played. In 22 postseason games, he hit .299

(20-67) with one home run and two RBI.

In 2004, Hernandez led the Toros de Tijuana to the playoffs as manager of the Mexican Summer League team. Hernandez returned to the Padres organization in 2005, serving as the club's catching coordinator until 2007. He served as manager of the prestigious Leones del Caracas Venezuelan Winter League club from 2006-08 and was the catching coordinator for the Arizona Diamondbacks from 2010-13.



PEDRO GUTIÉRREZ

Pedro Gutiérrez enters his ninth season as a Spanish Broadcaster for the Padres in 2022. Gutiérrez hosts the Padres' Spanish pregame and postgame show for the entire 162 game schedule, as well as handles fill-in play-by-play duties on both Spanish radio (XEMO) and Spanish television (FOX Deportes) broadcasts.

During his career, Gutiérrez has spent seven seasons in the Mexican Winter League, where he has called three Championship Series and playoff games during six seasons while doing play-by-play for Megacable, the largest cable network provider in the country. He worked for the Aguilas de Mexicali for five seasons before working with the Charros de Jalisco for two seasons. Previously, he served as producer for the Padres Spanish radio broadcasts from 2006 to 2012.

Prior to joining the Padres, Gutiérrez served for two years as the director of media relations for the Mexican Pacific League, coordinating all aspects of the league's communication platforms. In his two


years there, he was part of two Caribbean Series championships won by Mexico's representing team.

Gutiérrez and his wife Ericka reside in Tijuana with their daughter Natalia and son Ricardo.

PADRES CONTENT



Nicky Patriarca
Senior Director, Content



Michael Alcaraz
Manager, Content



Matt Thomas
Team Photographer



Bill Center
Analyst, Multimedia

PETCO PARK SEATING CHART



SEATING LOCATIONS				
FIELD LEVEL	TERRACE LEVEL	LEFT FIELD	RIGHT FIELD	UPPER LEVEL
Field VIP	Terrace VIP	Left Field Lower Box	Right Field Lower Box	Upper Box Infield
Lexus Club	Terrace Infield	Left Field Reserved	Right Field Lower Reserved	Upper Box Reserved
Field Infield	Terrace Reserved		Right Field Upper	Upper Deck
Field Plaza	Terrace Pavilion			ADA Seating
Field Box				
Field Reserved				
Field Pavilion				





2022 SCHEDULE

MARCH/APRIL						
SUN	MON	TUE	WED	THU	FRI	SAT
				31	1	2
	3	4	5	6	7	8
				6:40PM ARI	6:40PM ARI	5:10PM ARI
1:10PM ARI	6:45PM SF	6:45PM SF	12:45PM SF	5:10PM ATL	6:40PM ATL	1:05PM ATL
4:38PM ATL	6:40PM CIN	6:40PM CIN	3:40PM CIN	6:40PM LAD	5:40PM LAD	
1:10PM LAD		3:40PM CIN	3:40PM CIN	8:35AM CIN	3:35PM PIT	3:35PM PIT

JULY						
SUN	MON	TUE	WED	THU	FRI	SAT
					7:10PM LAD	4:15PM LAD
	3	4	5	6	7	8
1:10PM LAD	3:40PM SEA	1:10PM SEA		6:40PM SF	6:40PM SF	4:15PM SF
1:10PM SF	5:40PM COL	5:40PM COL	5:40PM COL	12:10PM COL	6:40PM ARI	5:40PM ARI
1:10PM ARI		10:10PM SEA			4:10PM NYM	4:10PM NYM
	24	25	26	27	28	29
10:40AM NYM	4:10PM DET	4:10PM DET	10:10AM DET		6:40PM MIN	5:40PM MIN

MAY						
SUN	MON	TUE	WED	THU	FRI	SAT
10:35AM PIT		3:10PM CLE	10:10AM CLE	6:40PM MIA	6:40PM MIA	5:40PM MIA
1:10PM MIA	6:40PM CHC	6:40PM CHC	1:10PM CHC		4:20PM ATL	1:05PM ATL
10:35AM ATL		3:45PM PHI	3:45PM PHI	10:05AM SF	7:15PM SF	1:05PM SF
1:05PM SF	6:40PM MIL	6:40PM MIL	1:10PM MIL		6:40PM PIT	7:10PM PIT
1:10PM PIT	11:15AM STL	4:45PM STL				

AUGUST						
SUN	MON	TUE	WED	THU	FRI	SAT
1:10PM MIN	6:40PM COL	1:10PM COL	6:40PM COL	1:10PM COL	7:10PM LAD	6:10PM LAD
1:10PM LAD	6:40PM SF	6:40PM SF	1:10PM SF		4:05PM WSH	4:05PM WSH
	14	15	16	17	18	19
10:35AM WSH	3:40PM MIA	3:40PM MIA	1:10PM MIA	6:40PM WSH	6:40PM WSH	5:40PM WSH
1:10PM WSH		6:40PM CLE	1:10PM CLE		5:10PM KC	4:10PM KC
11:10AM KC	6:45PM SF	6:45PM SF	12:45PM SF		7:10PM LAD	6:10PM LAD

JUNE						
SUN	MON	TUE	WED	THU	FRI	SAT
			10:15AM STL	4:40PM MIL	5:10PM MIL	1:10PM MIL
1:10AM MIL	6:40PM NYM	6:40PM NYM	6:40PM NYM		6:40PM COL	1:10PM/7:10PM COL
1:10PM COL	6:05PM CHC	5:05PM CHC	5:05PM CHC	11:20AM CHC	5:40PM COL	6:10PM COL
	19	20	21	22	23	24
12:10PM COL	6:40PM ARI	6:40PM ARI	1:10PM ARI	6:40PM PHI	6:40PM PHI	7:10PM PHI
1:10PM PHI		6:40PM ARI	12:40PM ARI	7:10PM LAD		

SEPTEMBER/OCTOBER						
SUN	MON	TUE	WED	THU	FRI	SAT
1:10PM LAD	3:40PM ARI	6:40PM ARI	5:40PM ARI		6:40PM LAD	5:40PM LAD
1:10PM LAD		6:40PM SEA	1:10PM SEA	6:40PM ARI	6:40PM ARI	5:10PM ARI
1:10PM ARI		6:40PM STL	6:40PM STL	1:10PM STL	5:10PM COL	5:10PM COL
	25	26	27	28	29	30
12:10PM COL	6:40PM LAD	6:40PM LAD	6:40PM LAD	6:40PM CWS	5:40PM CWS	
1:10PM CWS	6:40PM SF	6:40PM SF	TBD SF			

■ HOME ■ AWAY

All times listed are Pacific time. All elements of this schedule are subject to change.

619.795.5555

PADRES.COM

PADRESBEISBOL.COM

