

Dodgers

2020 GUIDE



Los Angeles Dodgers.



Dodger Stadium | 1000 Vin Scully Ave. | Los Angeles, CA 90012

www.Dodgers.com | [Twitter.com/Dodgers](https://twitter.com/Dodgers) | [Facebook.com/Dodgers](https://facebook.com/Dodgers) | [Instagram.com/Dodgers](https://instagram.com/Dodgers) | Snapchat: DodgersMLB

GENERAL CLUB INFORMATION

Home: Dodger Stadium (56,000)
Date Opened: April 10, 1962
Franchise Founded: Brooklyn, 1890

CONTACT INFORMATION

Fan Services: (323) 224-1507
Media Relations: (323) 224-1301
FAX: (323) 224-1459
Tickets: (866) DODGERS, www.dodgers.com
Administration: (323) 224-1500
Stadium Tours: (323) 224-1507
Merchandise: (323) 224-1334
Major League Baseball PR: (212) 931-7878

MINOR LEAGUE AFFILIATES

Triple-A Oklahoma City Dodgers (Pacific Coast)
Double-A Tulsa Drillers (Texas)
Advanced-A Rancho Cucamonga Quakes (California)
Single-A Great Lakes Loons (Midwest)
Rookie-level Ogden Raptors (Pioneer)
Rookie-level AZL Dodgers (Arizona)
Rookie-level DSL Dodgers (Dominican Summer)

MEDIA PARTNERS

Television: Spectrum SportsNet LA
Radio: AM 570 LA SPORTS (English)
Univision/KTNQ 1020 AM (Spanish)



WORLD CHAMPIONS (6)

1955 1959 1963 1965 1981 1988

NATIONAL LEAGUE CHAMPIONS (23)

1890 1899 1900 1916 1920 1941 1947 1949 1952 1953 1955 1956
1959 1963 1965 1966 1974 1977 1978 1981 1988 2017 2018

NL WEST CHAMPIONS (18)

1974 1977 1978 1981 1983 1985 1988 1995 2004 2008 2009
2013 2014 2015 2016 2017 2018 2019

NL WILD CARD (2)

1996 2006

Los Angeles Dodgers.

Executives

Executive Biographies 4-14

Coaches

Coaching Staff 16-21
 Medical, Training & Clubhouse Staff 21-23

Players

40-Man Roster 25-153
 Non-Roster Invitees 154-202

Opponents

2020 Opponents 204-212
 Dodger Record vs. Each Franchise 212
 Last Trade With Each Club 212

Dodger Stadium

History 215-217
 Firsts 218
 Rainouts 219
 Sellouts/Attendance 219-220
 Campo Las Palmas 220
 Camelback Ranch 221
 Vero Beach 221
 Spring Training Sites/Records 221

Player Development

Minor League Coaching Staffs 224
 Past Champions 225
 Record Book, Minor League 225
 Minor League Player/Pitcher of the Year 226
 All-Time First-Round Draft Picks 226
 2019 First-Year Player Draft 227
 Player Listing 228-231
 Scouting Assignments 232-233

History & Records

Year-by-Year Record+ 236
 Individual Single-Season Records 237-238
 Rookie Records 238-239
 Club Single-Season Records 239-240
 Club Consecutive Records 240-241
 Single-Game Records 241-242
 Career & Single-Season Fielding Records 243
 Top 10 Batting & Pitching Career 243-244
 Top 10 Batting & Pitching Season 245-249
 Win/Loss Breakdown 250

Team Totals 1958-2019 251
 Yearly Batting & Pitching Leaders 1958-2019 252-255
 Games Leaders by Position 255
 Home Run Records 256-259
 Hit Leaders 260
 Streaks, Winning & Losing 261
 LA Dodger Firsts 261
 Scoreless Innings Streaks 262
 No-Hitters, One-Hitters, Two-Hitters 262-263
 Longest Games 264
 Starts, Best & Worst in Club History 265
 Openers, Los Angeles 266
 Opening Day Lineups 267-268
 Postseason Play 268-269
 Award-Winning Dodgers, Gold Gloves, Silver Sluggers 270
 Longest Service to Dodgers 270
 Single-Season League Leaders 271-272
 All-Star Selections 273
 Sporting News Awards 274
 Major League Baseball Awards 275
 All-Time Dodger Roster 276-281
 Numerical Listing, All-Time Dodgers 282-287
 Trades, All-Time 288-293
 This Date in Dodger History 294-300
 Dodger Hall of Famers 301
 Retired Numbers 302-305
 International Relations 306-307
 Hall of Fame 308
 Last Time It Happened 309

Community

Community Relations 312-313
 In the Community 314

LADF

Youth Programs 316
 Grantmaking and Fundraising 317-318

Media Information

Public Relations Staff 321
 Media Policies 321
 Broadcaster Bios 322-325
 All-Time Broadcasters 326
 Media Partners 326
 Dodger Radio Network 326
 Dodger Stadium Diagram 327
 Promotional Schedule 328
 2020 Schedule 329

The Dodger Family remembers...

*Will Brunson
 Bill Buckner
 Ron Fairly
 Glenn Mickens*

*Tru Noren
 Alex Russo
 Dick Scott*

The 2020 Dodger Guide was published by the Los Angeles Dodgers, Inc., 1000 Vin Scully Ave., Los Angeles, CA 90012.

Copyright © 2020 by the Los Angeles Dodgers, Inc. All rights reserved. Permission to reprint or reproduce any of the enclosed material must be granted in writing by the Los Angeles Dodgers.

The 2020 Dodger Guide was written and compiled by the Dodgers' Communications Department. It is based on information available through Feb. 15, 2020.

Written/Edited/Produced By: Joe Jareck, Jon Chapper, Juan Dorado, Jesus Quinonez, Tiffany Seal, Ally Salvage, Steve Brener, Ryan Coleman, David Gottlieb, Kristina Hill, Cary Osborne, Rowan Kayner and Mark Langill. Special Thanks: Ellen Harrigan, Ross Yoshida, Antonio Gandara Rivera, Major League Baseball and Elias Sports Bureau. Editors Emeritus: Josh Rawitch, John Olguin, Derrick Hall, Jay Lucas, Mike Williams, Fred Claire, Red Patterson. Website Sources: statspass.com, mlb.com, baseball-reference.com, retrosheet.org. Photography: Jon SooHoo Photography - Juan Ocampo and Jill Weisleder. Major League Baseball Photos. Design/Layout: Ross Yoshida and Juan Dorado.



Mark R. Walter
Owner & Chairman

Mark Walter is the chairman and controlling owner of the Los Angeles Dodgers, and an investor, conservationist and social-justice advocate. He also leads the Los Angeles Dodgers Foundation.

Walter and his wife, Kimbra, invest the vast majority of their wealth in philanthropic causes, primarily those focused on social justice; closing the “opportunity gap” for low-income youth; and saving endangered species and preserving wild places.

Their sponsored education programs include: Chicago Beyond, OneGoal, and the Academy Group.

The Walters also own White Oak Conservation, a 17,000-acre animal refuge in Florida, and wildlife preserves in Africa, where they are funding global efforts to protect endangered species from poachers and habitat loss.

Walter is a trustee of the Solomon R. Guggenheim Foundation, Northwestern University, and the Field Museum of Natural History.

He leads businesses in areas that include sports, media and entertainment, financial services, insurance, franchises, energy, infrastructure, and real estate.



Earvin “Magic” Johnson
Owner

Earvin “Magic” Johnson is the Chairman and Chief Executive Officer of Magic Johnson Enterprises, an investment conglomerate valued at an estimated \$1 billion dollars. Since retiring from the NBA over 20 years ago, the legendary basketball star has morphed into a business powerhouse who has dedicated his life to leaving a positive impact in underserved urban communities. Having left the basketball court for the boardroom, Johnson parlayed the skills and tenacity he acquired on the court into a winning formula for his successful business ventures.

For the last two decades Johnson has consistently turned heads with his unprecedented partnerships. In his early years as an entrepreneur, he forged an alliance with Sony Pictures to develop Magic Johnson Theatres. In 1998, he teamed with Starbucks to become the only franchisee in the history of the company, acquiring and eventually selling 125 stores in a lucrative move which further solidified his position in the business world. Both ventures served as catalysts for redevelopment in urban communities, and are widely recognized as the corporate blueprint for engagement and success with urban consumers across America.

Still a commanding presence in the sports world, he made history in 2012 when he became co-owner of the Los Angeles Dodgers. He also co-owns the Los Angeles Sparks of the WNBA and Major League Soccer’s Los Angeles Football Club.

Johnson continues to expand his influence through a number of other investments. He currently has controlling interests in EquiTrust, a \$17 billion financial services company, ASPIRE, an African-American television network, and SodexoMAGIC, a food service and facilities management company.

The Lansing native is constantly evolving and remaining relevant in a dynamic digital age by broadening his scope into infrastructure and technology. Through a newly formed fund, Johnson is investing millions of dollars on infrastructure improvement in the United States. Operating under the philosophy that true success is making others successful, he is one of the leading investors in a number of minority-owned tech companies that include Uncharted Power, a company that uses their renewable kinetic energy solutions to generate clean, consistent, and cost-efficient power for communities, facilities, and the Internet of Things; ShotTracker, a company that makes wearable technology for basketball players that helps track player and ball movement; Jopwell, a diversity and hiring recruiting platform; Walker & Co Brands, a company that develops health and beauty products for people of color; and MiTú, the Latino-fueled media brand and digital network that connects thousands of Latin content creators with viewers around the world. He is deliberate in his investment strategy to bring positive impact to the community.

Johnson proudly serves as Chairman and Founder of the Magic Johnson Foundation, who has awarded over \$21 million in grants – cash and technology hardware/software – and made a positive impact in the lives of over 500K individuals through various program and social efforts. The Taylor Michaels Scholarship Program has graduated over 435 students, the HIV/AIDS initiatives have tested over 40K individuals, and 15 Community Empowerment Centers have provided technology access to over 260K individuals. Remaining true to his humble Lansing beginnings, he is unwaveringly dedicated to working with major corporations and partners to bring jobs and high quality products and services to underserved communities.



Todd Boehly

Owner

Todd L. Boehly is Co-Founder, Chairman and Chief Executive Officer of Eldridge Industries. Eldridge employs more than 2,500 people across a diversified portfolio of businesses.

Mr. Boehly is an owner of the Los Angeles Dodgers, the Los Angeles Sparks, and Cloud9. He is Chairman of Security Benefit, a 127-year leader in the U.S. retirement savings market, and Valence Media, which owns MRC, Dick Clark Productions, Billboard and The Hollywood Reporter, and minority positions in A24 and Fulwell 73. Mr. Boehly is also on the board of Cain International, a global real-estate company.

Prior to founding Eldridge, Mr. Boehly was the President of Guggenheim Partners. He received his B.B.A. from the College of William & Mary, where he later founded the Boehly Center for Excellence in Finance, and studied at the London School of Economics. Mr. Boehly supports epilepsy research, the Prostate Cancer Foundation, Brunswick School, and the Dave Thomas Foundation for Adoption.



Robert (Bobby) L. Patton, Jr.

Owner

Bobby Patton is a partner of Guggenheim Baseball Management and became part owner of the Los Angeles Dodgers on April 30, 2012. Patton principally operates oil and gas properties in Texas and Kansas and has additional investments in many other sectors, including ranching and insurance. He serves on the Board of Security Benefit Corporation and the Advisory Council of the University of Texas College of Liberal Arts. He also serves as the tournament chairman of the Charles Schwab Challenge, a PGA Tour event at Colonial Country Club in Fort Worth, Texas. Patton received a B.B.A. from the University of Texas as well as a J.D. from St. Mary's University and LLM from

Southern Methodist University. Patton resides in Fort Worth, where he was born and raised.



Peter Guber

Owner

Peter Guber is a partner of Guggenheim Baseball Management and became co-owner of the Los Angeles Dodgers on April 30, 2012. He is also chairman and CEO of Mandalay Entertainment Group, a multimedia entertainment vehicle in motion pictures, television, sports, sports entertainment, and digital media. Peter produced or executive produced (personally or through his companies) films that garnered five Best Picture Academy Award nominations (winning for Rain Man) and box office hits that include The Color Purple, Midnight Express, Batman, Flashdance, The Kids Are All Right and Soul Surfer.

Guber is an Owner and Co-Executive Chairman of the NBA Champion Golden State Warriors and an Owner and Executive Chairman of Major League Soccer's Los Angeles Football Club (LAFC). His Mandalay Baseball LLC is a co-owner with the Dodgers of the Triple-A Oklahoma City Dodgers. He is Co-Executive Chairman of the e-sports ownership group, aXiomatic, which purchased the controlling interest in Team Liquid. He is a full professor at UCLA.

Guber is a noted author with works including Shootout: Surviving Fame and (Mis)Fortune in Hollywood, which became a seven-year television series on AMC which he hosted. He wrote the cover article for the Harvard Business Review titled, The Four Truths of the Storyteller. His most recent business book, Tell to Win, became an instant #1 New York Times bestseller.

Guber earned a B.A. degree from Syracuse University, and J.D. and LLM degrees from New York University.



Billie Jean King

Owner

Billie Jean King joined the Dodger ownership group in 2018, adding to her sports ownership portfolio which also includes a stake in the WNBA's Los Angeles Sparks and more than four decades of involvement with World TeamTennis at both the league and team levels. King and her partner Ilana Kloss co-founded the Billie Jean King Leadership Initiative, which promotes equality and inclusion in the workplace. King founded both the Women's Tennis Association and the Women's Sports Foundation.

Named one of the "100 Most Important Americans of the 20th Century" by Life Magazine and a 2009 recipient of the Presidential Medal of Freedom, King was elected to

the International Tennis Hall of Fame in 1987 after a professional career in which she won 39 Grand Slam singles, doubles and mixed doubles titles, including a record 20 Wimbledon championships. In 2006, she became the first woman to have a major sports venue named in her honor when the USTA National Tennis Center, home of the US Open Tennis Championships in Flushing, N.Y., was renamed the USTA Billie Jean King National Tennis Center in recognition of her accomplishments on and off the court. She was also the subject of Fox Searchlight's critically acclaimed 2017 film, *Battle of the Sexes*, which depicts the cultural and social impact of her groundbreaking match against Bobby Riggs.

King's Los Angeles and baseball ties date to her childhood in Long Beach, where she grew up playing youth basketball and softball before taking up tennis at age 11. She graduated from Long Beach Polytechnic High School and also attended California State University, Los Angeles from 1961-64. King's younger brother, Randy Moffitt, pitched in 12 Major League seasons with the Giants, Astros and Blue Jays from 1972-83.



Ilana Kloss

Owner

Ilana Kloss joined the Dodger ownership group in 2018 along with her longtime partner Billie Jean King. Kloss is the managing partner of Billie Jean King Enterprises and the former CEO and Commissioner of World TeamTennis. A former No. 1 doubles player and U.S. Open doubles champion, she is a member of both the National and International Jewish Sports Hall of Fame. Kloss, a native of South Africa, serves on the executive board of the Tennis Industry Association and was named the Sports Businesswoman of the Year by the Warsaw Sports Marketing Center in 2007.

Kloss' sports ownership portfolio also includes a stake in the WNBA's Los Angeles Sparks and the Philadelphia Freedoms of World TeamTennis. She is the co-founder of the

Billie Jean King Leadership Initiative, which promotes equality and inclusion in the workplace. Kloss is a founding board member of the Elton John AIDS Foundation and serves on the executive committee of the Women's Sports Foundation.



Robert L. Plummer

Owner

Robert L. Plummer joined the Dodgers ownership group in 2019, and is Chairman and CEO of R.P. Lumber Co., Inc., a retail home center and building materials supplier with locations throughout Illinois and Missouri.

Plummer also operates and invests in businesses involved in the real estate, hospitality, banking, agriculture, and other industries. One of his favorite real estate developments, "Ebbets Field," in Edwardsville, IL, is notable for having its numerous streets named after Dodgers players and managers.

A lifelong Dodger fan, Plummer was born and raised in Litchfield, IL. A former high school teacher and coach, Plummer graduated from Southern Illinois University -

Edwardsville. He also serves on the boards of Busey Bank and Barnes Jewish Christian Hospital Group in St. Louis, MO, as well as on boards of numerous civic and non-profit organizations.

Plummer and his wife, Donna, reside in Illinois. They are proud supporters of their church, educational institutions, youth sports and leadership organizations, and medical charities.



Alan Smolinisky

Owner

Alan Smolinisky joined the Los Angeles Dodgers ownership in 2019 and is a Principal at Conquest Housing, a private investment company that operates in real estate, publicly traded securities and other entrepreneurial ventures. He also is the owner of the Palisadian-Post, the more than 90-year-old newspaper serving Pacific Palisades (Los Angeles).

Smolinisky was born and raised in Pacific Palisades and currently resides there with his wife, Caroline, and children. Smolinisky earned a B.S. degree from the University of Southern California Thornton School of Music. Smolinisky serves on the board of directors of Homeboy Industries, a charity that is the largest gang intervention, rehab and re-entry program in the world. He also serves on the board of directors for the LA Dodgers Foundation, the official team charity of the LA Dodgers.

A History Of Dodger Ownership

| | | | |
|------|---|------|---|
| 1890 | Ferdinand Abell and Charles Byrne | 1944 | Walter O'Malley, Branch Rickey and John Smith buy Ed McKeever's family trust shares |
| 1891 | Abell, Byrne and George Chauncey | 1945 | O'Malley, Rickey and Smith buy Ebbets' family trust shares. Each now owns 25 percent with the Mulveys owning the other 25 percent |
| 1897 | Abell and Byrne buy out Chauncey and Charles Ebbets | 1950 | O'Malley buys out Rickey |
| 1898 | Abell and Ebbets buy Byrne's shares who passed away in 1897 | 1958 | O'Malley buys out Smith's widow |
| 1899 | Harry Von der Horst and Ned Hanlon merge the Baltimore Orioles with the Dodgers, receiving a 49.6 percent share of the team | 1975 | O'Malley buys out the Mulveys, giving him sole ownership |
| 1905 | Ebbets and Henry Medicus buy Von der Horst's shares | 1979 | O'Malley dies and leaves team to his son Peter and daughter Terry Seidler |
| 1907 | Ebbets and Medicus buy out Abell and Hanlon | 1997 | O'Malley and Seidler sell team to News Corp. |
| 1912 | Ebbets and Ed and Steve McKeever buy out Medicus | 2004 | News Corp. sells team to Frank McCourt |
| 1925 | Ebbets dies and leaves shares to family trust; Ed McKeever dies 11 days later, leaving his shares to another family trust | 2012 | McCourt sells team to Guggenheim Baseball Management with chairman Mark Walter (sale completed on April 30) |
| 1938 | Steve McKeever dies, leaving his shares to his daughter Dearie and her husband, James Mulvey | | |



Stan Kasten
President & CEO

For four decades, Stan Kasten has been a highly respected sports figure and developed a reputation for creating winning franchises, relying on three pillars – scouting and player development, enhancing the fan experience and community outreach – to establish franchises built for long-term success on and off the field.

That track record has continued during his tenure with the Dodgers, where the club has won seven consecutive NL West titles - doing so for the first time in franchise history - and captured National League pennants in 2017 and 2018. Since Kasten became the Dodgers' President and CEO on April 30, 2012, the team has topped the Majors in attendance in each of his full seasons at the helm, while setting single-season franchise attendance records in each of the last two years. Under Kasten's leadership, Dodger Stadium has undergone continuous improvements to enhance the fan experience, including the creation of a new Centerfield Plaza, renovations to the Left and Right Field Pavilions and the addition of new elevators which will be unveiled this season. The franchise's unprecedented success under Kasten led Major League Baseball to award the Dodgers the 2020 All-Star Game, bringing the league's jewel event back to Los Angeles for the first time since 1980.

Kasten has been a member of numerous MLB, NBA and NHL ownership committees during his professional career and is also a former trustee of the Naismith Basketball Hall of Fame. In 1999, Kasten became the first sports figure to hold the title of president of three different teams in three different major sports simultaneously, doing so with MLB's Atlanta Braves, the NBA's Atlanta Hawks and the NHL's Atlanta Thrashers.

In 1979, at age 27, Kasten became the youngest general manager in NBA history with the Hawks, a position he held until 1990. Kasten became the Hawks' president in 1986. During his lengthy tenure in the Hawks' front office, Kasten built the Hawks into a perennial contender, including four consecutive 50-win seasons from 1986-89 and a stretch of seven consecutive playoff appearances in the 1990's, and became the first - and only - NBA executive to win back-to-back Executive of the Year awards in 1986-87.

Kasten also became president of the Braves in 1986. From 1987-2003, the Braves won more games than any other team in MLB and won 14 consecutive division titles (1991-2005), five National League pennants and the 1995 World Series.

In 1999, when the NHL awarded Atlanta an expansion team, Kasten added the title of president of the Thrashers, as well as chairman of the newly constructed Philips Arena. Kasten held all three positions until 2003, when he stepped down.

Prior to joining the Dodgers, Kasten was president of the Washington Nationals from 2006-10, where he worked to re-energize a dormant baseball fan base and simultaneously establish a crown jewel franchise in Washington, D.C.

Kasten, the Los Angeles Sports Council's 2013 Executive of the Year, is on the board of directors for the LA84 Foundation as well as LA2028, the group organizing 2028 Los Angeles Olympic and Paralympic Games.

A native of Lakewood, N.J., Kasten is a graduate of New York University and Columbia University Law School. Kasten and his wife, Helen, have four children: Alana, Corey, Sherry and Jay.



Tommy Lasorda
Special Advisor to the Chairman

Regarded by many as baseball's most popular ambassador, Tommy Lasorda begins his 71st season in the Dodger organization, having served as a player, scout, manager and front office executive with the club and entering his 14th year in his current role as Special Advisor to the Chairman. At the age of 92, Lasorda continues to be an ambassador for not only the Dodgers, but the game of baseball, making countless appearances for charities, community groups and military personnel each year.

Lasorda compiled a 1,599-1,439 record and won two World Championships, four National League pennants and seven division titles in an extraordinary 20-year career as the Dodgers' manager from 1977-96, earning honors as the Associated Press Manager of the Year in 1977 and 1981 and taking home the MLB award in its first year of existence in 1983 and again in 1988. After retiring as manager, he immediately joined the team's front office, where he briefly served as the Dodgers' interim General Manager in 1998. In 1997, Lasorda was elected to the National Baseball Hall of Fame and the Dodgers retired his uniform number (2) on Aug. 15 that year. Lasorda returned to the dugout to manage the 2000 Team USA Olympic baseball team and led the underdog team to the gold medal in Sydney, Australia.

Prior to his stint as Dodger manager, Lasorda spent four seasons in Los Angeles on Walter Alston's coaching staff from 1973-76. He also managed in the Dodgers' minor league system from 1965-72 and served four years as a Dodger scout after retiring as a player following the 1960 season. Lasorda compiled an 0-4 record and 6.52 ERA as a left-handed pitcher in parts of three Major League seasons with the Brooklyn Dodgers (1954-55) and Kansas City Athletics (1956). In all, he spent 14 seasons in the minor leagues from 1945-60 and he served two years in the military from 1946-47.

Even after his time in uniform, Lasorda has continued to make an impact in the Los Angeles and worldwide baseball community. His efforts to spread the gospel of baseball have been felt with the continued globalization of the game and recognized when then-Commissioner Allan H. (Bud) Selig appointed him as the Official Ambassador of the inaugural World Baseball Classic in 2006, and again in 2009. Lasorda has been a spokesperson for the American Heart Association and regularly visits patients at the Tom Lasorda Heart Institute at Centinela Hospital Medical Center in Inglewood, CA (opened in 2000), and is also an official spokesperson for the Prostate Cancer Foundation.

Lasorda has co-authored two books, *I Live For This* (2009) and *The Artful Dodger* (1985).

Lasorda and his wife, Jo, reside in Fullerton, CA, and will celebrate their 70th wedding anniversary on April 14, 2020. They are also the proud grandparents of Emily, the child of their daughter, Laura Lasorda.



Andrew Friedman

President, Baseball Operations

Andrew Friedman enters his sixth season as the Dodgers' President of Baseball Operations after being named to the post on October 14, 2014.

Under Friedman's leadership, the Dodgers have won five straight divisional titles since 2015 (seven in a row overall), while winning back-to-back NL pennants in 2017-18. Since 2015, the Dodgers' .598 winning percentage (485-326) is the best in baseball, which includes setting a franchise record with 106 wins in 2019.

During his time with the Dodgers, Friedman has overseen the development of one of baseball's top-ranked farm systems, positioning the organization for the long-term success, and also reorganized and built out the team's front office. Baseball America recognized these efforts by naming the Dodgers as its 2017 Organization of the Year, honoring the team for its success from top to bottom.

Friedman previously served as Executive Vice President of Baseball Operations of the Tampa Bay Rays where, despite overseeing one of the league's lowest payrolls, he led the Rays to four postseason appearances, including two division titles (2008, 2010), in nine seasons from 2006-14. During Friedman's time in Tampa Bay, the Rays posted the franchise's first winning season and won the American League pennant in 2008, when he was named Sporting News' Executive of the Year. After finishing below .500 in each of their first 10 years of existence, the Rays finished above the .500 mark in six consecutive seasons under Friedman from 2008-13. Friedman joined the Rays in 2004 and spent two years serving as director of baseball development.

Prior to his career in baseball, Friedman was an analyst for two years with New York City-based investment firm Bear, Stearns & Co., Inc., and spent three years as an associate for the private equity firm MidMark Capital.

Friedman received a baseball scholarship to Tulane University, where he played outfield for the Green Wave and graduated with a bachelor of science in management with a concentration in finance.

Friedman and his wife, Robin, have two sons, Ethan and Zachary, and a daughter, Sadie.

Los Angeles GM/Pres. Of BB OPS

| GM/Pres. of BB OPS | Years |
|-------------------------|-----------|
| E.J. "Buzzie" Bavasi | 1958-68 |
| Fresco Thompson | 1968 |
| Al Campanis | 1968-1987 |
| Fred Claire | 1987-98 |
| Tommy Lasorda (Interim) | 1998 |
| Kevin Malone | 1998-2001 |
| Dave Wallace (Interim) | 2001 |
| Dan Evans | 2001-2004 |
| Paul DePodesta | 2004-2005 |
| Ned Colletti | 2005-2014 |
| Andrew Friedman | 2014- |



Bob Wolfe

Executive Vice President & Chief Operating Officer

Long-time baseball executive Bob Wolfe enters his ninth year with the Dodgers and second season as the club's Chief Operating Officer after joining the club as executive vice president in 2012. In his role, Wolfe serves as the team's liaison to MLB on a variety of matters, including scheduling and planning the 2020 All-Star Game, while also being responsible for carrying out the club's day-to-day business operations and creating organization-wide operating strategies. Wolfe's expertise in baseball and facility management includes stadium development and operations, finance and administration, sales and marketing, and food and retail services.

In Los Angeles, Wolfe rejoined Dodger President and CEO Stan Kasten with whom he teamed with at the Atlanta Braves and Washington Nationals, where he served as executive vice president from 2006-11. Prior to that, he worked in various capacities with the Braves and NBA's Atlanta Hawks for more than 20 years, including serving as Braves' senior vice president of administration from 1992-2003. After working in the Braves' accounting department from 1980-84, Wolfe accepted a position as Hawks business manager in 1985 and was promoted to the role of vice president in 1988.

Wolfe and his wife, Kelly Koelker, and their daughter, Ellery, live in Pasadena.



Lon Rosen

Executive Vice President & Chief Marketing Officer

One of the foremost executives in the sports and entertainment industry, Lon Rosen has directed the Dodger organization's marketing, sales and broadcasting initiatives as their executive vice president and chief marketing officer since 2012.

During his time with the Dodgers, Rosen has worked to enhance the Dodger brand and reenergize the fan experience at Dodger Stadium, which has topped the Majors in attendance each of the last seven seasons. Beyond the ballpark, he's championed making the team and its players more accessible, forging connections with fans of all ages in the ever-evolving digital sports landscape.

With more than 25 years of experience in the field, Rosen was instrumental in assisting Magic Johnson and Guggenheim Partners in acquiring the Dodgers. Rosen previously served in the same role for the Dodgers for two years starting in 2004 before rejoining Magic Johnson Enterprises. Rosen focused his efforts for Magic Johnson on business development, television productions, sports consulting and new media ventures, in addition to his representations of broadcasters, coaches, hosts and other entertainment personalities.

Upon graduation from college, Rosen headed to the Forum, where he began his sports career with the NBA's Los Angeles Lakers and the NHL's Los Angeles Kings. He worked his way from an internship to the position of director of promotions for the Lakers, Kings and the Los Angeles Forum's Special Events, where he served seven years (1980-87). From there, he started his own sports marketing company, First Team Marketing, with Earvin "Magic" Johnson as his first client.

Rosen, a University of Southern California graduate, resides in Los Angeles with his wife, Laurie. They have two sons.



Sam Fernandez

Executive Vice President & General Counsel

As Executive Vice President and General Counsel, Sam Fernandez has been responsible for overseeing all of the Dodgers' legal affairs for over 37 years. His duties have included negotiating and drafting contracts with the team's broadcasting partners, concessionaires, sponsors, and players, licensing the team's marks and other intellectual property, leasing the stadium for concerts and films, and supervising all litigation. He has worked on matters ranging from the establishment of the Dodgers' training facility in the Dominican Republic in 1986 to serving on the Board of Directors of Major League Baseball Properties, Inc.

In 2009, Fernandez was awarded the Sports Counsel of the Year Award by the Association of Media and Entertainment Counsel. In 2012, the Daily Journal included Fernandez in the publication's annual selection of the Top 20 General Counsel in California. In 2013, the Los Angeles County Bar Association's Corporate Law Departments Section named Fernandez Outstanding Corporate Counsel of the Year, and the National Law Journal recognized Fernandez as one of America's 50 Outstanding General Counsel in 2014.

Fernandez graduated magna cum laude from UCLA in 1976 with a Bachelor of Arts degree. He received his Juris Doctor in 1980 from the University of California, Hastings College of Law and was inducted into the Order of the Coif.



Tucker Kain

President, Dodgers Business Enterprise

Managing Director, Guggenheim Baseball Management

Tucker Kain is in his ninth year with the Dodger organization and his second season as President of Dodgers Business Enterprise. In his role, Kain is responsible for driving the growth of the Dodger organization's business enterprise, including strategic vision and planning, data-driven decision making, new business initiatives, and business extensions. Focusing on innovation, enhancing organizational fan engagement, and youth programs such as the Los Angeles Dodgers Training Academy launched in 2018, Kain continues to advance the development of the Dodger brand as a global entertainment property. Kain joined the Dodgers in 2012 as the club's Chief Financial Officer and also as Managing

Director of Guggenheim Baseball Management.

In addition, in 2014, Kain spearheaded the creation of Elysian Park Ventures, the investment vehicle of the Dodger ownership group, in an effort to leverage the Dodger brand in helping drive innovation. The flagship program of Elysian Park Ventures is the Global Sports Venture Studio, formerly the Dodger Accelerator, that brings together some of the world's biggest sports brands to collaborate around innovation in the sports and entertainment industry. This combination of brand partners and growth-stage start-ups lays the groundwork for continued innovation and business opportunity for the organization.

Previously, Kain was a Vice President at Guggenheim Partners in New York City, working in the corporate credit group overseeing an investment portfolio in excess of \$2.0 billion. Kain, a two-time selection (2014, '19) of the Sports Business Journal's "Forty Under 40 Award", grew up in Cleveland and received his B.A. degree in Economics from Williams College. He and his wife, Ali, reside in Los Angeles with their daughter Palmer.



Erik Braverman

Senior Vice President, Marketing, Communications & Broadcasting

Erik Braverman is in his 12th year with the Dodgers and has had a major impact on the growth of the Dodger brand as it continues to expand beyond the world of baseball. In his role as Senior Vice President, Marketing, Communications and Broadcasting, Braverman manages the Dodgers' local and national broadcast relationships and directs the club's marketing and communications initiatives, helping drive ticket sales and place the club in a position to lead the Majors in attendance each of the last seven years. He also oversees the club's internal productions, creative efforts and the Dodgers' social media, which has set the standard for fan engagement and grown to

become one of the most followed teams in baseball across all platforms.

Prior to joining the Dodgers, Braverman served as Vice President of Programming and Operations for ABC Radio stations, KABC, ESPN Radio and Radio Disney from 1996 – 2008. He was at the programming helm of the Disney-owned Los Angeles flagship when ESPN Radio was introduced to Los Angeles in 2000.

Braverman was the Director of Talk and Sports Programming at Westwood One Radio from 1994-1996 where he oversaw a number of nationally syndicated shows. He moved to Los Angeles in 1989 where he worked as Executive Producer at KFI & KOST Radio.

A native of Houston, Texas, Braverman now resides in West Hollywood.



Josh Byrnes

Senior Vice President, Baseball Operations

Josh Byrnes enters his sixth season as the Dodgers' Senior Vice President, Baseball Operations, where he's supervised the club's scouting and player development since being named to the position on Nov. 6, 2014.

He previously served as executive vice president/general manager for two of the Dodgers' NL West rivals, the Diamondbacks (Oct. 2005-July 2010) and Padres (Oct. 2011-June 2014). Byrnes began his baseball front office career in 1994 with the Indians, working as an advance scout in 1995 and 1996 before being promoted to director of scouting in June 1998. In fall 1999, Byrnes became assistant general manager of the Rockies and moved to the Red Sox in the same role for the 2003-05 seasons, helping

Boston to the 2004 World Series title.

Originally from Washington, D.C., Byrnes attended Haverford (PA) College, where he established school career records in home runs and RBI. He has two daughters, Avery and Darby.



Joe Crowley

Senior Vice President, Stadium Operations

Joe Crowley enters his third season as the Dodgers' Senior Vice President of Stadium Operations after joining the club in 2018.

Previously, Crowley worked at the United States Tennis Association for 10 years as the organization's Senior Director of Stadium Operations, where he oversaw operations at the Billie Jean King National Tennis Center in Flushing, NY before helping with the planning, opening and operations at the USTA's National Campus in Orlando, FL.

Prior to his time at the USTA, Crowley served as Senior Director of Stadium Operations for 10 years at what is now Hard Rock Stadium in Miami, heading operations for the multi-sport facility which hosted the Marlins, Dolphins, University of Miami football and special events. He also worked for 10 years in operations for UPS in his native Massachusetts.

A University of Massachusetts graduate, Crowley and his wife Kelly reside in Los Angeles, and have a son, Anthony.



Antonio Morici

Senior Vice President, Ticket and Premium Sales & Service

Antonio Morici is in his third season as Senior Vice President, Ticket and Premium Sales and Service and his 19th season overall with the Dodgers. After overseeing the club's Premium Sales and Service Department for 10 years, Morici's role was expanded in 2018 to include all ticketing functions, including premium seating, ticket sales, service and distribution.

The California native first joined the Dodgers in 2002 as part of the ticket sales staff, but briefly left the organization from 2005-2006 to work for Staples Center/AEG. Morici returned to the Dodgers for the 2006 season and assumed a leadership role with the team's premium sales department. He was then elevated in 2009 to oversee all facets of the premium seating business. Under his leadership, the team adopted a tech savvy approach to sales, and helped establish many practices that are now considered industry standards.

Originally from the Bay Area, Morici graduated from the University of Southern California and currently lives in Malibu, CA with his wife Caroline, son Charlie, and daughter Molly.



Janet Marie Smith

Senior Vice President, Planning and Development

Janet Marie Smith joined the Dodgers in 2012, and during her eight years in Los Angeles, she has overseen the large-scale improvement/expansion projects at Dodger Stadium and Campo Las Palmas (the club's home in the Dominican Republic) in her role as senior vice president of planning and development. From modernizing the stadium to incorporating the club's rich history into the ballpark experience, Smith's fan-friendly touches have helped keep Dodger Stadium - the third-oldest ballpark in baseball - as one of the premier venues in all of sports. Her latest project, which includes a new Centerfield Plaza, renovations to the Right and Left Field Pavilions and new escalators and elevators, will be unveiled prior to the 2020 season.

Smith is best known in baseball for her work on Oriole Park at Camden Yards, which set the standard for a new wave of ballparks after its opening in 1992. Smith worked for the Orioles from 1989-94 as vice president of planning and development during the design and construction of the park. She later re-joined the club from 2009-12 to direct renovations and expansion of the Orioles' spring training facility in Sarasota, FL, and upgrades to Camden Yards.

From 2002-2009, Smith served as senior vice president of planning and development for the Boston Red Sox, overseeing the preservation and expansion of Fenway Park. Smith was president of Turner Sports and Entertainment Development and vice president of planning and development for the Atlanta Braves from 1994-2000, when she helped transform the 1996 Olympic Stadium into Turner Field and she oversaw the development of the Philips Arena, then home to the NBA Hawks and NHL Thrashers.

Outside of baseball, Smith has worked on development projects including Battery Park City in New York, unfulfilled plans for Pershing Square in LA, redevelopment of former industrial buildings on Baltimore's waterfront as well as renovation plans for the Rose Bowl stadium in Pasadena, CA.

Smith holds a bachelor of architecture degree from Mississippi State University and a masters' in urban planning from City College of New York. A native of Jackson, Miss., Smith resides in Baltimore with her husband, Bart Harvey, and has three children.



Michael Wandell

Senior Vice President of Global Partnerships

Michael Wandell enters his fourth season with the Dodgers as the club's Senior Vice President of Global Partnerships. In this role he oversees all global partnership sales and service. He also is responsible for directing and developing joint sales strategies with the team's media partners.

Prior to joining the Dodgers, Wandell oversaw all International Business Development for the National Basketball Association, where he was focused on large-scale global platforms across Asia, India, Africa, Europe, South America, Mexico and Canada. Serving as the League's Vice President of International Business Development

he led negotiations on the groundbreaking global partnership that made Tissot the first official timekeeper of the NBA, WNBA, and NBA G-League.

Wandell spent the majority of his career in basketball at both the team and league level for the last 15 years. He worked for the Indiana Pacers, Phoenix Suns, and Charlotte Bobcats before spending time in Beijing and Shanghai overseeing all business development for NBA China. Over the course of his career, he has generated more than \$1 billion in total sponsorship revenue.

A native of Champaign, IL, Wandell graduated from Northwestern University with a B.A. in History.



Ismael Cruz

Vice President, International Scouting

Ismael Cruz enters his fifth season as the Dodgers' Vice President of International Scouting.

Prior to his time with Los Angeles, Cruz was the Blue Jays' special assistant of Latin American operations for four years following a successful stint as the Mets' International Scouting Director from 2006-11. During his time with the Mets and Blue Jays, Cruz was instrumental in helping to sign Vladimir Guerrero Jr., Franklin Barreto, Richard Ureña, Miguel Castro, Jose Fernández, Jeurys Familia, Wilmer Flores and Juan Lagares. He began his front office career in 2002 as the Expos' Director of International Scouting and Development, where he served until 2005.

Cruz, an infielder, was selected by the Phillies in the 20th round of the 1989 draft out of Eckerd College (FL) and played professionally for two seasons before returning to school to complete his Bachelor's degree in International Business. He then scouted in Colombia for the Pirates and Reds before becoming a sports agent in 1998. In 2001, he managed the Dominican Summer League Padres to a 39-29 record.

A native of Santo Domingo in the Dominican Republic, Cruz is married to his wife, Peggy, and they have three sons, Brian, Jonathan and Anthony. His father, Pablo Cruz, was a longtime scout for the Pirates and continues to work in baseball for the Blue Jays in Dominican player development, while his sons Brian and Jonathan work as scouts for the Padres and Red Sox, respectively.



David Finley

Vice President, Amateur & International Scouting

David Finley is in his sixth season as the Dodgers' Vice President, Amateur & International Scouting. Prior to joining the Dodgers, he spent 13 seasons in the Red Sox organization and rose up the organizational ranks to become Boston's director, player personnel during his final three seasons with the club. Finley was also a special assistant to the general manager with Boston after joining the organization as its West Coast crosschecker prior to the 2002 season and then spending five years as the Red Sox's national crosschecker from 2005-09. He earned Red Sox Scout of the Year honors in 2007.

He previously worked as an area scout for the Padres (1991-94) and Marlins (1995-2001).

Finley played college baseball at UC Riverside, and was inducted into the school's Hall of Fame in 2018. Drafted by Oakland in 1987, he played two seasons as an infielder in the A's system.

Finley resides in San Diego with his wife, Tricia, and is a proud father to two daughters, Brooke and Brittany, a son-in-law Alex and a son, Drew, who is a pitcher in the Dodgers' organization.



Billy Gasparino


Vice President, Amateur Scouting

Billy Gasparino is in his sixth season with the Dodgers and first as Vice President of Amateur Scouting. Gasparino joined the Dodgers prior to the 2015 season as director of amateur scouting and has overseen successful drafts that produced the Dodgers' young core, including 2019 All-Star Walker Buehler and 2019 Baseball America Minor League Player of the Year Gavin Lux – his top picks in his first two drafts with the club.

Previously, Gasparino worked for the Padres for four seasons as director of scouting (2012-14) and national crosschecker (2010-12). Prior to joining the Padres, he worked for the Blue Jays as an area scout covering Southern California from 2004-06 before being promoted to national crosschecker by the Blue Jays in 2007. He got his start working in the front office as an intern with the Cleveland Indians in 2003.

An infielder during his playing career, Gasparino was selected by the Rockies in the 17th round of the 1999 First-Year Player Draft from Oklahoma State University and spent one season in their minor league system with Single-A Portland.

He resides in Los Angeles with his wife, Jenna, and sons, Will and Lucca.



Brandon Gomes

Vice President & Assistant General Manager

Former right-handed pitcher Brandon Gomes enters his fourth season with the Dodger organization and second as Vice President & Assistant General Manager.

Gomes, 35, originally joined the Dodgers prior to the 2017 season as the organization's Pitching Performance Coordinator before serving as the club's Director of Player Development in 2018. Under his leadership, Dodgers minor league affiliates posted the best combined winning percentage of any MLB team in 2018, with the club's top six affiliates advancing to the postseason and three winning their league championships.

Gomes enjoyed a five-year Major League career, all spent with the Tampa Bay Rays (2011-15), going 11-12 while posting one save and a 4.20 ERA in 173 games, all out of the bullpen. He was originally selected by the Padres in the 17th round of the 2007 First-Year Player draft out of Tulane University, where he double majored in finance and legal studies. A native of Fall River, Massachusetts, Gomes was a two-time All-State selection, the 2002 Massachusetts Gatorade High School Player of the Year and a member of the National Honor Society at Durfee High School.



Jeff Kingston

Vice President & Assistant General Manager

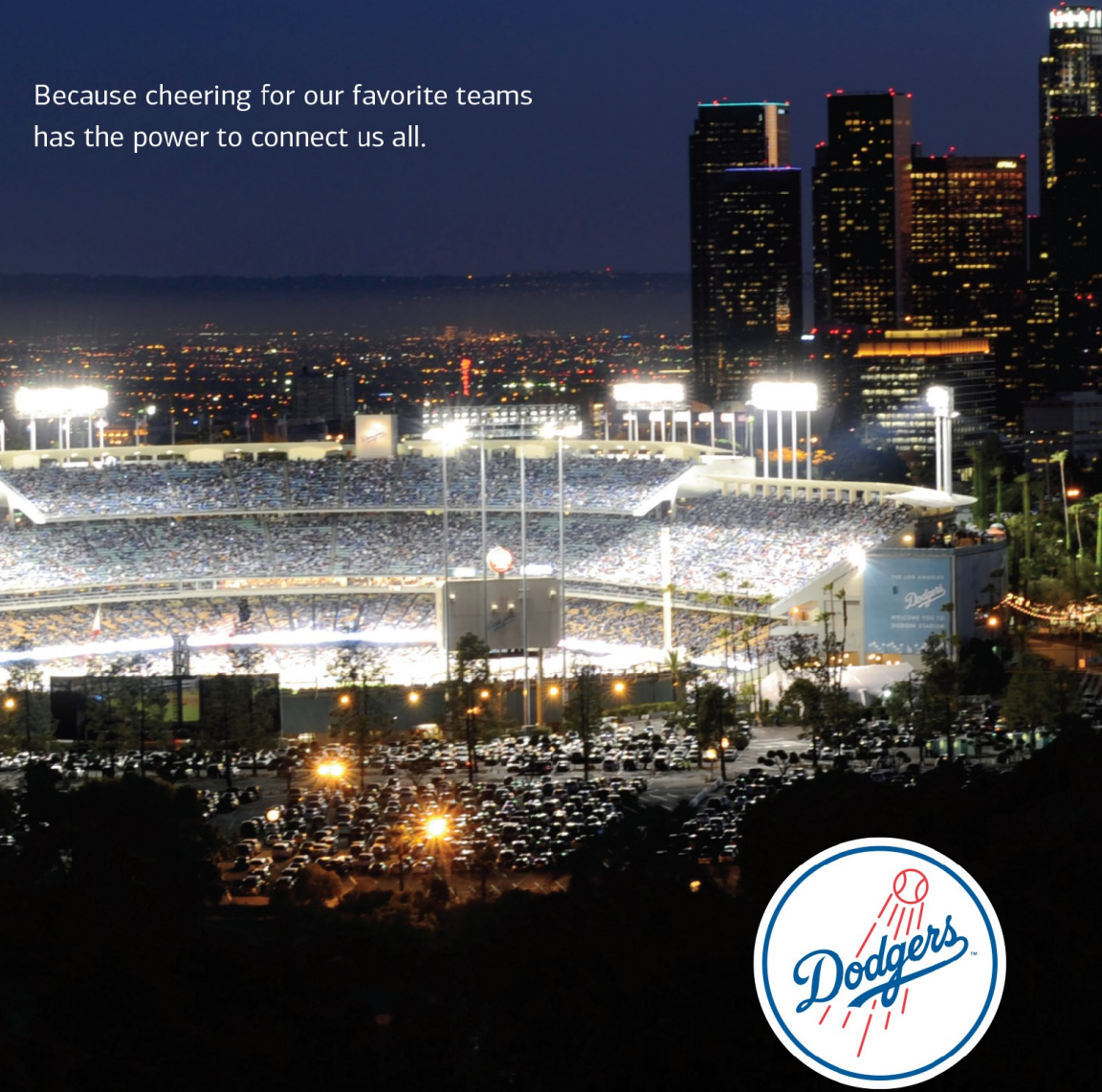
Jeff Kingston is in his second season as the Dodgers' Assistant General Manager & Vice President of Baseball Operations following nine seasons with the Seattle Mariners. Kingston originally joined the Mariners in September of 2009 as an Assistant GM and was subsequently promoted to be the club's Assistant GM & Vice President of Baseball Operations after the 2015 season. During his time with Seattle, Kingston assisted with player acquisitions and contract negotiations for the Major League club, while overseeing the Player Development and Baseball Analytics departments.

Prior to his time in Seattle, Kingston spent nine seasons (2001-09) with the San Diego Padres. After interning with the club in the corporate development department in the summer of 1999, Kingston rejoined the Padres full-time in 2001 as an Assistant to the Director of Player Development. He was promoted to Director of Baseball Operations in Nov. 2002, a position he held until being hired by the Mariners.

Kingston is a 1999 graduate of Dickinson College in Carlisle, PA, where he earned a degree in economics. He is married and has three children.

TOGETHER WE LIVE AND BREATHE DODGER BLUE

Because cheering for our favorite teams
has the power to connect us all.



Official Bank of the Los Angeles Dodgers™

BANK OF AMERICA 

What would you like the power to do?®

COACHING STAFF



Dodger Hitting Coach Robert Van Scoyoc goes over the game plan with infielder/outfielder Kiké Hernández

DAVE

Roberts

MANAGER | 30



Opening Day Age: 47 (May 31, 1972 In Okinawa, Japan)

Resides: Cardiff, Ca

Appointed: November 23, 2015

Managing and Coaching Career

- The 2016 NL Manager of the Year enters his fifth season at the helm of the Dodgers, after leading Los Angeles to its seventh straight National League West title and second consecutive NL pennants in 2017 and 2018
- Became the first manager in baseball history to lead the Dodgers to the Postseason in each of his first four years with the club. Roberts' 393 wins through his first four full seasons as a Major League manager ranks fourth all-time, behind Frank Chance (426), Billy Southworth (413) and Earl Weaver (398) - source STATS LLC
- Among current managers his 25 Postseason victories ranks third, trailing just Terry Francona (40) and Joe Maddon (32)...those 25 Postseason victories are second in franchise history, trailing only Tommy Lasorda (31)
- In 2019, led the Dodgers to a franchise record 106 victories
- In 2017, led the club to the best record in the Majors for the first time since 1974 with a 104-58 mark and the National League's best record for the first time since 2009... was the runner-up in the 2017 NL Manager of the Year award, receiving five of 30 first place votes (55 total points)
- Managed his club to the best 50- game stretch in franchise history, as the Dodgers won 43 of 50 games from June 7, 2017 until August 5, 2017...it was the best stretch in the Majors since the 1912 New York Giants, who went 43-7 from May 6 until July 3 and according to Elias Sports Bureau, only four teams have put up a stretch of winning 43 of 50 games or better in baseball history: the 2017 Dodgers, the 1912 Giants, the 1906 Cubs and the 1884 St. Louis Maroons
- In his first season as Dodger manager in 2016, he was named NL Manager of the Year on Nov. 15, 2016, receiving 16 of 30 first-place votes, to join Hall of Famer Tommy Lasorda (1983, '88) as the only managers in Dodger history to win the award since its inception in 1983...it was just the sixth time the award went to someone who was in his first full season as a manager...also became the first manager of Asian descent to win the award
- In his first season as the club's manager, he led the Dodgers to a NL West title, becoming just the second rookie manager ever to lead Los Angeles to a division title, joining Tommy Lasorda (1977)
- Honored as the Sporting News' 2016 NL Manager of the Year, becoming just the third Dodger manager to receive the award by the publication, joining Hall of Famers Leo Durocher (1939) and Walter Alston (1955, '59, '63)
- Made his Dodger managerial debut on April 4, 2016 in San Diego with a 15-0 victory over the Padres, the largest margin of victory in a shutout win on Opening Day in MLB history
- Named the 28th manager in Dodger franchise history on Nov. 23, 2015...is the 10th skipper in Los Angeles Dodger history and the fourth to both play and manage for the team (15th overall)
- Became the first minority manager in Dodger franchise history
- Following the conclusion of his playing career, spent the 2010 season in San Diego's front office, before becoming the Padres' first base coach from 2011-13...served as San Diego's bench coach for the 2014 and 2015 campaigns...managed the Padres for one game on June 15, 2015, following the departure of Bud Black

All-Time Dodger Managers

| Name | W-L | Pct | Years |
|------------------------|-----------|-------|-----------|
| McGinnigle, Jim | 86-43 | .667 | 1890 |
| Ward, John Montgomery* | 156-135 | .536 | 1891-92 |
| Foutz, Dave* | 264-257 | .507 | 1893-96 |
| Barnie, William | 76-91 | .455 | 1897-98 |
| Griffin, Mike* | 1-3 | .250 | 1898 |
| Ebbets, Charlie | 38-68 | .358 | 1898 |
| Hanlon, Ned | 511-488 | .512 | 1899-1905 |
| Donovan, Patsy* | 184-270 | .405 | 1906-08 |
| Lumley, Harry* | 55-98 | .359 | 1909 |
| Dahlen, Bill* | 251-355 | .414 | 1910 |
| Robinson, Wilbert | 1373-1341 | .506 | 1914-31 |
| Carey, Max* | 146-161 | .476 | 1932-33 |
| Stengel, Casey* | 208-251 | .453 | 1934-36 |
| Grimes, Burleigh* | 131-171 | .434 | 1937-38 |
| Durocher, Leo* | 739-565 | .567 | 1939-48 |
| Sukeforth, Clyde* | 2-0 | 1.000 | 1947 |
| Shotton, Burt | 326-215 | .603 | 1947-1950 |
| Dressen, Charlie | 298-166 | .642 | 1951-53 |
| Alston, Walter | 2040-1612 | .559 | 1954-76 |
| Lasorda, Tommy* | 1599-1439 | .526 | 1976-96 |
| Russell, Bill* | 173-149 | .537 | 1996-98 |
| Hoffman, Glenn* | 47-41 | .534 | 1998 |
| Johnson, Davey | 163-161 | .503 | 1999-2000 |
| Tracy, Jim | 427-383 | .527 | 2001-05 |
| Little, Grady | 170-154 | .525 | 2006-07 |
| Torre, Joe | 259-227 | .533 | 2008-10 |
| Mattingly, Don | 446-363 | .551 | 2011-15 |
| Roberts, Dave* | 393-256 | .606 | 2016- |

* Played for franchise

Playing Career

- Played in the Majors for 10 seasons, debuting with the Cleveland Indians on Aug. 7, 1999...played for the Indians (1999-2001), Dodgers (2002-04), Red Sox (2004), Padres (2005-06) and Giants (2007-08)
- In 832 career games, batted .266 with 243 stolen bases, including a career high 49 in 2006...also hit a career-best .293 with San Diego in 2006
- Was the Dodgers' starting center fielder from 2002-04, hitting .262 in 302 games and stealing 118 bases in 143 attempts (82.5%)...is the fourth L.A. Dodger manager to also play for the franchise, joining Tommy Lasorda, Bill Russell and Glenn Hoffman
- Was traded by the Dodgers to the Red Sox at the 2004 trade deadline and then famously stole second base off the Yankees' Mariano Rivera in the ninth inning of Game 4 of the 2004 ALCS...the steal put him in position to score the tying run later in the frame as Boston became the first team in MLB history to rally from a 3-0 series deficit in the postseason

Personal

David Ray Roberts...he and his wife, Tricia, have a son, Cole and a daughter, Emmerson...was born to an African-American father and a Japanese mother in Okinawa, Japan...attended Rancho Buena High School in Vista, CA...playing quarterback, he led his squad to the San Diego Class 3 A State title in 1990...played baseball at UCLA and is the school's all-time leader in stolen bases (109)...graduated in 1995 with a degree in history...was originally drafted by the Detroit Tigers in the 28th round of the 1994 amateur draft...along with former Giants' teammate Rich Aurilia and John Micek, owns Red Stitch winery in the Napa Valley.



Josh Bard

Bullpen Coach

56

Opening Day Age: 41 (March 30, 1978 in Ithaca, NY)

Resides: Castle Rock, CO

Appointed: Dec. 12, 2019

Coaching/Front Office Career: Bard returns to the Dodger organization after two seasons with the Yankees in 2018 and 2019 as bench coach...Bard was with the Dodger organization from 2013-2017 and served as bullpen coach in 2016 and 2017... prior to being hired as the bullpen coach, Bard spent three years in the Dodgers' front office as a special assistant (2013) and professional scout (2014-15)...in 2017, he helped the Dodger relievers set a National League record with 637 strikeouts and led all National League bullpens in ERA (3.38), opponents' batting average (.222) and strikeouts per nine innings (10.24)...he was the bench coach for New Zealand's World Baseball Classic qualifier team in February 2016.

Playing Career: The former backstop played in 10 Major League seasons with the Indians (2002-05), Red Sox (2006), Padres (2006-08), Nationals (2009) and Mariners (2010-11) before finishing his career with the Dodger organization in 2012 as a non-roster invitee to Spring Training and 45 games at Triple-A Albuquerque...he appeared in 586 big league games and batted .254/.320/.385 with 39 home runs...he was originally selected by the Rockies in the third round of the 1999 First-Year Player Draft...Bard was a member of the 1996 18U U.S. National Team, the 1997 and 1998 U.S. National Baseball Teams and the 2001 World Cup Team...Bard was the 1997 Big-12 Conference Freshman of the Year at Texas Tech and was a three time All-American (1997, 1998, 1999).

Personal: Joshua David Bard is married to Lindsey and they have three children — Luke, Hannah and Karis...his hobbies include reading, hunting and watching movies.



Aaron Bates

Assistant Hitting Coach

Opening Day Age: 36 (March 10, 1984 in New York, NY)

Resides: Scottsdale, AZ

Appointed: Nov. 28, 2018

Coaching/Front Office Career: Bates is in his sixth season with the Dodger organization and second as assistant hitting coach with the Major League club...in addition to his responsibilities at the Major League level, Bates is the director of hitting for the Dodger minor league system... Bates began his coaching career in 2015 as the Rookie-level AZL Dodgers hitting coach...he held the same position for Single-A Great Lakes in 2016 and with High-A Rancho Cucamonga in 2017...in 2018 he served as assistant hitting coordinator for the Dodger minor league system.

Playing Career: Bates was selected by the Boston Red Sox in the third round of the 2006 First-Year Player Draft out of North Carolina State University and spent eight seasons (2006-14) in the minor leagues as an outfielder and first baseman in the Red Sox, Twins, Cardinals and Dodger organizations...he posted a .278/.374/.427 line with 77 home runs and 358 RBI in the minors in 735 games...Bates made his Major League debut with the Red Sox on July 6, 2009 and appeared in five big league games with four hits and a walk in 12 plate appearances.

Personal: Aaron Bates is married to Lacey...they have a son, Hudson, and daughter, Kinsley...Lacey was Miss Massachusetts USA in 2010...Bates' father-in-law Doug Wilson is the general manager of the San Jose Sharks and played 16 seasons in the NHL...his brother-in-law Doug Wilson Jr. is the director of scouting for the Sharks...Bates played eight years of Winter Ball in Puerto Rico (his mother is Puerto Rican).



Brant Brown

Hitting Coach

37

Opening Day Age: 48 (June 22, 1971 in Porterville, CA)

Resides: Peoria, AZ

Appointed: Dec. 1, 2017

Coaching/Front Office Career: Brown is in his first season as a hitting coach for the Dodgers and his third season with the club after serving as the hitting strategist for the last two campaigns...held the title of assistant hitting coach in 2018 and hitting strategist in 2019... under Brown in 2019, the Dodgers set a National League record with 279 home runs and led the NL in OPS at .810 (fourth in the Majors) and slugging percentage at .472 (fourth in the Majors)...the Dodgers ranked fourth in the Majors in walk percentage at 9.7% and cut their strikeout percentage from 22.6% in 2018 (14th highest in the Majors) to 21.6% in 2019 (22nd highest in the Majors)...spent five seasons as a coach in the Seattle Mariners organization, including 2016-17 as the team's offensive coordinator...from 2013-15, he served as Seattle's minor league outfield coordinator...prior to joining the Mariners, Brown spent six seasons as a hitting coach in the Texas Rangers organization (2007-12).

Playing Career: The former big league outfielder hit .247/.301/.445 with 45 home runs in 424 Major League games with the Cubs (1996-98, 2000), Pirates (1999) and Marlins (2000)...was originally selected by the Chicago Cubs in the third round of the 1992 First-Year Player Draft... Brown was a three-year starter at Fresno State University...in 1992, he was first-team All-Big West and a second-team All-American selection after winning the conference Triple Crown.

Personal: Brant Michael Brown is married to Marisa...they have a daughter — Hanna...Brown's father, Mike, played two minor league seasons in the Angels and Royals organizations and his uncle Jeff Brown played four seasons in the Dodger organization...is a science-fiction movie aficionado and fitness enthusiast.



Dino Ebel

Third Base Coach

12

Opening Day Age: 54 (March 20, 1966 in Barstow, CA)

Resides: Rancho Cucamonga, CA

Appointed: Nov. 28, 2018

Coaching/Front Office Career: Ebel is in his second season as Dodger third base and infield coach...spent the previous 14 seasons in the Angel organization where he served as the team's third base coach from 2006-13 and 2018 and bench coach from 2014-17...spent 2005 managing Angels' Triple-A affiliate Salt Lake, leading Stingers to a 79-65 record...was Angels' outfield coach from 2011-15 and 2018 and infield coach in 2017...in 2014, served as manager for three games, going 3-0, while Mike Scioscia was away attending his daughter's college graduation and attending former teammate Bob Welch's funeral...named to coaching staff of World Team for 2005 Futures Game...coached in the Dodger organization from 1991-2004 where he managed from 1997-2004...served as manager of Double-A Jacksonville for three seasons (2002-04)...in 2001, managed Single-A Wilmington...spent 2000 season managing Single-A San Bernardino, guiding club to the California League title...managed Single-A Yakima in 1999...managed Rookie Great Falls to 1998 Pioneer League North Division first-half championship...began managerial career in 1997, taking over Single-A San Bernardino for final 39 games of season after beginning that season as a coach (club reached California League finals)...served as a coach with Double-A San Antonio in 1996 and San Bernardino in 1995...began coaching career as player/coach with Single-A Bakersfield (1991-94)...managed Estrellas Orientales in the Dominican Winter League in 2003 and 2013 and Cerveza Atlas Tiburones in the 2001 Panamanian Winter League...served as coach for Peoria in Arizona Fall League in 1995...worked as infield instructor for Chinese National Team (2000) and Osaka Buffaloes (2002) and as field coordinator for Sinon Bulls in Taiwan (2002).

Playing Career: The former infielder, primarily a shortstop, played six minor league seasons in the Dodger organization from 1988-1994...batted .255/.331/.327 in 1,146 career plate appearances...was the 1988 Gulf Coast League Player of the Year for the Gulf Coast Dodgers where he ranked second in the league with a .337 batting average and led the league in total bases, slugging percentage and on-base percentage...signed with the Dodgers in 1988 as an amateur free agent out of Florida Southern College, where he was member of 1988 NCAA Division II championship team, earning second team All-American honors.

Personal: Dino Alex Ebel...married to Shannon and has three children — Destiny, Brady, Trey...Brady finished sixth in the inaugural T-Mobile Little League Home Run Derby in 2019 in Williamsport, PA...Ebel has three grandchildren Kairi, Kalina, Rawly...has hosted the Dino Ebel Annual Baseball Clinic in Barstow, CA for 21 years...inducted into the San Bernardino Valley College Athletic Hall of Fame in 2012...is a longtime supporter of the Boys & Girls Club of Barstow...Ebel has a passion for running and has been doing it daily for 26 years.



Bob Geren

Bench Coach

8

Opening Day Age: 58 (Sept. 22, 1961 in San Diego, CA)

Resides: Scottsdale, AZ

Appointed: Dec. 17, 2015

Coaching/Front Office Career: Geren is in his fifth season as Dodger bench coach...served as bench coach for the New York Mets from 2012-15...Geren has been the bench coach of three National League championship teams (2017 and 2018 Dodgers and 2015 Mets)...managed the Oakland A's from 2007 until June 9, 2011 and had a 334-376 record...Geren spent 13 seasons in the Oakland organization as a coach, including three seasons as bullpen coach (2003-05) and one season (2006) as bench coach...he joined the Oakland organization in 1999 as a manager of the A's High-A affiliate Modesto and spent the next three years (2000-2002) as the manager of Triple-A Sacramento...he was California League Manager of the Year in 1999...Geren managed for three seasons in the Boston Red Sox farm system at Single-A Utica (1995), Rookie Gulf Coast Red Sox (1996) and Single-A Sarasota (1998).

Playing Career: The former catcher played five Major League seasons with the New York Yankees (1988-91) and San Diego Padres (1993) and batted .233/.283/.349 in 307 games...Geren was selected by the Padres in the first round (24th overall) of the 1979 First-Year Player Draft and played 15 professional seasons.

Personal: Robert Peter Geren...married to Pam and has two sons — Bobby and Brett...both graduated from Princeton University...Bobby was selected by Oakland in the 36th round of the 2010 First-Year Player Draft but did not sign...Geren is a car enthusiast and has a competition racing license.



Danny Lehmann

Game Planning & Communications Coach

0

Opening Day Age: 34 (Sept. 5, 1985 in Denver, CO)

Resides: Woodlands, TX

Appointed: Dec. 12, 2019

Coaching/Front Office Career: Lehmann returns as a game planning/communications coach in 2020 and is in his second season in the position...Lehmann held the position in 2018 and in 2019 served as a special assistant to the club...he was a Dodgers advance video scout for three seasons from 2015-2017.

Playing Career: Lehmann was selected by the Minnesota Twins in the eighth round of the 2007 draft out of Rice University and was a catcher in their organization until 2013...in 365 minor league games, he batted .229/.317/.301 with 47 doubles, four triples, eight homers and 85 RBI.

Personal: Daniel Joseph Lehmann is married to Whitney and they have four children — Elle, Dash, Lake, Isla. After retiring as a player, Lehmann worked on a double major at Rice University in sports management and managerial studies until joining the Dodgers prior to the 2015 campaign.



George Lombard

First Base Coach

29

Opening Day Age: 44 (Sept. 14, 1975 In Atlanta, Ga)

Resides: Miami, FL

Appointed: Dec. 17, 2015

Coaching/Front Office Career: Lombard is in his fifth season as the Dodgers' first base, baserunning and outfield coach...prior to joining the Dodgers, he spent the 2015 season with the Atlanta Braves and parts of six seasons in the Boston Red Sox organization...Lombard was the Braves' minor league field coordinator from September 2015 until December 2015...he previously spent three seasons as Boston's minor league outfield and baserunning coordinator (2013-15), two years as manager of the Rookie Gulf Coast League Red Sox (2011-12) and one season as Low-A Lowell Spinners hitting coach in 2010...as manager of the GCL Red Sox, his teams went 59-61 and the 2012 team reached the GCL Finals.

Playing Career: The former outfielder was a second-round pick of the Atlanta Braves in the 1994 First Year Player Draft...he played six big league seasons with the Braves (1998-2000), Tigers (2002), Devil Rays (2003), and Nationals (2006) and batted .220/.281/.340 in 144 games...he played 16 professional seasons and was a non-roster invitee to Dodger Spring Training camp in 2008...he was part of the Dodger split-squad team that played the first-ever Major League games in China in 2008 and hit the first American home run in the country.

Personal: George Paul Lombard and his wife Judy have two children — George and Jacob...his mother Posy was a civil rights activist who marched alongside Martin Luther King Jr. ...Lombard was an All-American high school running back who signed to play football and baseball at the University of Georgia before choosing to sign with the Atlanta Braves in 1994...earned his bachelor's degree in psychology from the University of Phoenix in 2015.



Connor McGuiness

Assistant Pitching Coach

38

Opening Day Age: 30 (Oct. 22, 1989 in Washington, D.C.)

Resides: Lewes, DE

Appointed: Dec. 12, 2019

Coaching/Front Office Career: McGuiness is in his first season as Dodgers assistant pitching coach...was the pitching coach for the Dodgers' High-A partner the Rancho Cucamonga Quakes from 2018-2019...under his direction, the Quakes led the California League in strikeouts in 2018 and 2019 and the 2019 Quakes broke the 1970 Bakersfield Dodgers' California League strikeout record with 1,479...was the pitching coach for the Low-A Great Lakes Loons in 2017 and pitching coach for the Arizona Fall League's Glendale Desert Dogs...was a graduate assistant pitching coach for NCAA Division III Catholic University in 2016...was pitching coach for NCAA Division III Emory University from Aug. 2013-2015 and was part of two teams that reached the DIII College World Series, including the national runner-up team in 2014.

Playing Career: Played four seasons (2009-2012) at Emory University...appeared in 41 games as a pitcher...made nine appearances in his senior season, including eight as a reliever and posted a 0.87 ERA out of the bullpen.

Personal: Connor Zukel McGuiness...earned a bachelor's degree in economics with a concentration in finance from Emory and a master's degree in management with a concentration in leadership from Catholic...played soccer in high school and enjoys Premier League soccer.



Mark Prior

Pitching Coach

23

Opening Day Age: 39 (Sept. 7, 1980 In San Diego, CA)

Resides: San Diego, CA

Appointed: Jan. 4, 2018

Coaching/Front Office Career: Prior is in his first season as Dodger pitching coach after serving as the team's bullpen coach in 2018 and 2019...succeeds Rick Honeycutt, who retired after 14 seasons in the position with the Dodgers...last season, he helped the Dodgers bullpen post the best ERA in the National League (3.78)...spent four years in the San Diego Padres organization, first as a baseball operations assistant in 2014 and then as minor league pitching coordinator from 2015-17.

Playing Career: Prior pitched five big league seasons, all with the Chicago Cubs (2002-06)...in 2003, he was 18-6 with a 2.43 ERA, 245 strikeouts and a National League-leading 2.47 FIP (fielding independent pitching), finishing third in the NL Cy Young Award balloting...was a 2003 NL All-Star...was 42-29 with a 3.51 ERA and 1.23 WHIP in 106 career starts...was the second overall pick in the 2001 First-Year Player Draft by the Cubs...Prior won the 2001 Golden Spikes Award pitching for the University of Southern California.

Personal: Mark William Prior is married to Heather...they have three children — Amanda, Caitlin and Matthew...Prior graduated from USC with a degree in business...his off-field interests include movies and standup paddleboarding.



Robert Van Scoyoc

Hitting Coach

6

Opening Day Age: 32 (Nov. 16, 1986 In Valencia, CA)

Resides: Santa Clarita, CA

Appointed: Nov. 28, 2018

Coaching/Front Office Career: Van Scoyoc is in his second year as Dodger hitting coach...in Van Scoyoc's first season as hitting coach in 2019, the Dodgers set a National League record with 279 home runs and led the NL in OPS at .810 (fourth in the Majors) and slugging percentage at .472 (fourth in the Majors)...the Dodgers ranked fourth in the Majors in walk percentage at 9.7% and cut their strikeout percentage from 22.6% in 2018 (14th highest in the Majors) to 21.6% in 2019 (22nd highest in the Majors)...spent 2018 as hitting strategist in the Arizona Diamondbacks' organization...Served as a hitting consultant for the Dodgers 2016-17...began working as a private hitting instructor with professional baseball players in 2011...in 2010 worked at San Diego Christian College as a hitting coach.

Playing Career: Van Scoyoc was an outfielder at Cuesta College (San Luis Obispo, CA) in 2006 and 2007.

Personal: Robert Van Scoyoc is married to Jessica...he enjoys golf and traveling.



Dr. Neal ElAttrache

Head Team Physician

Dr. Neal ElAttrache is in his 14th season as the Dodgers Head Team Physician and specializes in sports medicine at the Kerlan-Jobe Clinic in Los Angeles. The Chicago native has been recognized as one of the leading surgeons in the country for treatment and research of knee, shoulder and elbow injuries.

In addition to his work with the Dodgers, he is the Director of Sports Medicine at Cedars-Sinai, serves as the head team physician for the Los Angeles Rams and consultant to the Los Angeles Kings, Clippers and Lakers. He is the Chairman of the Kerlan-Jobe Research Foundation and Co-Director of Medical Affairs at the Kerlan-Jobe Institute. Dr. ElAttrache received his bachelor's degree from the University of Notre Dame and earned his medical degree cum laude from the University of Pittsburgh. He studied sports medicine under Dr. Frank Jobe. Dr. ElAttrache is married to Tricia and has three daughters — Nicole, Natalie and Eva.



Brandon McDaniel

Director, Player Performance

Brandon McDaniel is in his eighth year at the Major League level with the Dodgers. He previously held the titles of Dodgers' Strength and Conditioning Coach in 2013, Head Strength and Conditioning Coach from 2014-2018 and Director of Athletic Development and Performance Science in 2019.

McDaniel joined the Dodger organization in 2012 as the Strength Coach of the Triple-A Albuquerque Isotopes following a two-year stint with the Department of Defense as a contractor with Athletes' Performance. Prior to his time working with the DOD, McDaniel spent three years with the Pirates organization (2007 Gulf Coast Pirates, '08-09 Altoona Curve).

McDaniel earned his bachelor's degree in exercise science from Wayne State College (Wayne, NE) and his master's degree in human movement from A.T. Still University (Mesa, AZ). He is a certified strength and conditioning specialist and a registered strength and conditioning coach (National Strength and Conditioning Association) and performance enhancement and corrective exercise specialist (National Academy of Sports Medicine).

McDaniel resides in Burbank, CA with his wife Andrea and three children — Caleb, Turner and Asher.



Ron Porterfield

Director, Player Health

Ron Porterfield is in his third season with the Dodgers and is based out of Glendale, AZ, providing the medical department with assistance and oversight at both the Major and minor league levels.

Porterfield, 55, spent 21 seasons with the Tampa Bay Rays, his last 12 as the Head Major League Athletic Trainer. Prior to his promotion to Head Athletic Trainer in 2006, he served as the Rays' Major League Assistant Athletic Trainer for three years after six seasons as a Minor League Medical and Rehabilitation Coordinator. Porterfield began his professional baseball career in 1988 as an Athletic Trainer in the Houston Astros organization, where he served for nine years.

In 2013, he worked on the training staff for the American League in the Major League All Star Game in New York. In 2005 and 2009, Porterfield shared honors with his colleagues as Major League Athletic Training Staff of the Year from the Professional Baseball Athletic Trainers Society (PBATS). Porterfield is currently the president of The Professional Baseball Athletic Trainers Society. Porterfield and his wife Barbara live in Peoria, AZ, with their children Alec and Abbey.



Neil Rampe
Head Athletic Trainer

Neil Rampe is in his fifth season as the Dodgers Head Athletic Trainer. Prior to joining the Dodgers, he spent eight seasons with the Diamondbacks as the Manual and Performance Therapist, serving in that role from 2008-2015.

The Kalida, Ohio native graduated from the University of Findlay (Ohio), where he was a two- time NAIA All-American soccer player and graduated in 2000 with two bachelor's degrees in athletic training and physical education with an emphasis in strength and conditioning. He went on to receive his master's degree in applied kinesiology with a sport and exercise science emphasis from the University of Minnesota in 2002, while serving as the Assistant Strength and Conditioning Coach in the Golden Gophers' athletic department. He then served as a Certified Athletic Trainer at the Boulder Center for Sports Medicine in Boulder, CO, from 2002-03 and then spent five years at the University of Arizona from 2003-07 as the Associate Director of Performance Enhancement.

Rampe resides in Atwater Village, CA with his wife Laura and daughters Liv and Gia.



Thomas Albert
Asst. Athletic Trainer/Physical Therapist
5th season



Yosuke Nakajima
Assistant Athletic Director
18th season



Johnathan Erb
Physical Therapist
5th season



Andrew Otovic
Medical Administrator
8th season



Andrew Hauser
Director of Performance Rehab/Assistant
Athletic Trainer
5th season




Travis Smith
Major League Strength Coach
9th season

Dodger Pitching and Hitting Coaches

| Pitching Coach | Years | Hitting Coach | Years |
|-------------------------|--------------|----------------------|---------------|
| Mark Prior | 2020-current | Brant Brown | 2020-current |
| Rick Honeycutt | 2006-2019 | Robert Van Scoyock | 2019-current |
| Jim Colborn | 2001-2005 | Turner Ward | 2016-2018 |
| Claude Osteen | 1999-2000 | Mark McGwire | 2013-2015 |
| Charlie Hough | 1998-1999 | Dave Hansen | 2011-2012 |
| Goose Gregson | 1998 | Jeff Pentland | 2011 |
| Dave Wallace | 1995-1997 | Don Mattingly | 2008-2010 |
| Ron Perranoski | 1981-1994 | Mike Easler | 2008 |
| Red Adams | 1969-1980 | Bill Mueller | 2007 |
| Harold (Lefty) Phillips | 1965-1968 | Eddie Murray | 2006-2007 |
| Joe Becker | 1955-1965 | Tim Wallach | 2004-2005 |
| | | George Hendrick | 2003 |
| | | Jack Clark | 2001-2003 |
| | | Rick Down | 1999-2000 |
| | | Reggie Smith | 1994-98 |
| | | Ben Hines | 1985, 1990-93 |
| | | Manny Mota/Ben Hines | 1989 |
| | | Manny Mota | 1980-88 |
| | | Jim Lefebvre | 1979 |
| | | Jim Gilliam | 1977-78 |

Note: Other coaches have filled these roles without the official titles.



Alex Torres
 Director of Clubhouse
 Operations
 4th season in role;
 23rd overall season with
 Dodgers



Jose Castillo
 Dodger Assistant
 Clubhouse Manager
 4th season in role;
 28th with the Dodgers



Mitch Poole
 Visiting Clubhouse
 Manager
 4th season in role;
 36th overall season with
 Dodgers



Jerry Turner
 Umpires' Room
 Manager
 4th season in role;
 42nd overall season
 with Dodgers



Steve Cilladi
 Bullpen Catcher
 82
 7th season



Jonathan Langley
 Bullpen Catcher
 86
 2nd season



Chad Chop
 MLB Video Coordinator
 2nd season



Jonathan Rhymes
 MLB Video Coordinator
 2nd season

WE'RE HERE WHEN YOU CAN'T BE THERE

EXCLUSIVELY ON

Spectrum

SPORTSNETLA.COM

f t @SPORTSNETLA

**SPECTRUM
SPORTSNET** 



2020 DODGERS



The Dodgers captured their seventh division title and became one of three teams in Major League Baseball history to have accomplished the feat of winning seven consecutive division titles, joining the Atlanta Braves (1991-2005) and New York Yankees (1998-2006).



Scott

ALEXANDER

LHP | 75

@scottalexander75

Bats: Left **Throws:** Left

Height: 6-2 **Weight:** 195

Opening Day Age: 30

Born: July 10, 1989 in Santa Rosa, CA

Resides: Scottsdale, AZ

Acquired: from Kansas City in three-team trade on January 4, 2018

ML Service: 3.097

MLB Debut: September 2, 2015



Career Highlights

- * The southpaw enters his sixth big league season and his third with the Dodgers after being acquired by the club on January 4, 2018 as part of a six-player, three-team swap with the Royals and White Sox
- * The 30-year-old southpaw owns a 10-7 record with seven saves and a 3.20 ERA in 180 career big league games over five seasons with the Royals (2015-17) and Dodgers (2018-2019)
- * Recorded his first Major League win on July 2, 2017 vs. Minnesota with 2.0 scoreless innings of relief...also earned his first career save on Aug. 22, 2017 vs. Colorado
- * Made his MLB debut on Sept. 2, 2015 against Detroit as a member of the Royals, where he retired all three batters he faced for a perfect inning
- * Since making his ML debut in 2015, he ranks second among big league relievers in ground ball percentage (70.9 %) behind only Zach Britton's 77.4%
- * Over seven minor league seasons with the Royals organization (2010, 2012-17), he went 15-18 with 21 saves and has posted a 3.69 ERA in 185 career games (20 starts)
- * Selected by the Kansas City Royals in the sixth round of the 2010 First-Year Player Draft

Year-By-Year

2019

- * Was limited to only 28 games after landing on the 10-Day IL with left forearm inflammation on June 11 and later transferred to the 60-Day IL on August 2
 - * Had season-ending surgery on September 12 to repair nerve issues in his left hand
- Posted a 3-2 record with a 3.63 ERA (7 ER/17.1 IP) and a 1.38 WHIP, limiting hitters to a .250 batting average...started the season strong, going 1-0 with a 0.96 ERA (1 ER/9.1 IP) in his first 13 games, striking out eight batters against two walks and recording a 79.2 groundball percentage...limited right-handed opponents to a .143 batting average, compared to a .364 average against lefties...in 14 games at Dodger Stadium, he went 2-0 with a 2.35 ERA (2 ER/7.2 IP) and a 1.04 WHIP... in 14 road games, he went 1-2 with a 4.66 ERA (5 ER/9.2 IP) and a 1.66 WHIP

2018

- * In his first season with the Dodgers, went 2-1 with three saves and posted a 3.68 ERA (27 ER/66.0 IP), while limiting hitters to a .239 average in 73 games (one start)...struck out 56 batters against 27 walks... led the team in relief appearances and tied for 11th in the National League
 - * Induced 15 double plays over 64.2 innings of relief, which was the second most in the Majors among relievers, while topping MLB qualifying relievers by forcing 2.09 opponents' grounding into double plays per nine innings
- Posted the third best ground ball percentage (71.2%) in the big leagues, trailing just Zach Britton (72.1%) and Brad Ziegler (71.6%)...limited left-handed hitters to a .172 average, compared to a .288 mark against righties...made his first career big league start in his 100th career appearance June 1 at Colorado... appeared in the Postseason for the first time in his career, making the Dodgers' postseason roster for the NLDS and World Series...allowed two runs in 2.1 innings in four relief Postseason appearances

2017

Spent majority of the season in the big leagues with the Royals, setting career-highs in wins (5), saves (4), games (58), innings (69.0) and strikeouts (59), while posting a career-low 2.48 ERA (19 ER/69.0 IP)

Posted the second highest ground ball percentage among Major League relievers (73.3%), also ranked among American League relievers in opponents grounded into double plays (13, 2nd), grounded into double play percentage (22.4%, 3rd) and ERA (12th)...ranked among Major League rookie relievers in ERA (2nd), saves (3rd) and wins (T-4th)...held hitters to a .246 average, including holding righties to a .244 mark...limited batters to a .215 average with runners in scoring position...inherited 54 runners, which tied for fourth most in the big leagues and the most among Major League rookies, while allowing just 12 to score (22.2%, T-13th, AL)...allowed just three home runs over 69.0 innings, posting 0.39 home runs per nine innings (T-8th, ML)...recorded his first big league win on July 2 vs. Minnesota with 2.0 scoreless innings of relief...also earned his first career save on Aug. 22 vs. Colorado, retiring the final batter of the game on two pitches to leave the bases loaded...placed on the 10-day disabled list from May 8-June 7 with a right hamstring strain...appeared in seven games with Triple-A Omaha, going 1-0 with a 4.70 ERA (4 ER/7.2 IP)

2016

* Made two stints with the Royals, posting a 3.32 ERA (7 ER/19.0 IP) in 17 games and striking out 16 batters against seven walks...recalled for his second stint on Aug. 31 and finished the season strong, tossing 6.0 scoreless innings over eight appearances

* Matched a career-high with 3.0 scoreless innings on May 15 vs. Atlanta in Kansas City's 4-2 win in 13 innings...pitched the 10th, 11th and 12th innings, retiring nine of 10 batters

Spent majority of the season with Triple-A Omaha, going 2-0 with one save and posted a 3.00 ERA (10 ER/30.0 IP) in 22 relief appearances...struck out 24 batters against 10 walks in 30.0 innings...also appeared in five rehab games (two starts) with Rookie-level AZL Royals, allowing four runs in 7.1 innings and striking out 12 batters against two walks

2015

* Spent most of the season with Triple-A Omaha before having his contract selected by the Royals on Sept. 1 for his first big league action

* Allowed three runs in 6.0 innings (4.50 ERA) in four Major League games with the Royals...held hitters to a .238 average (5-for-21)

Made his Major League debut on Sept. 2 against Detroit, where he tossed a perfect inning of relief with one strikeout...named Omaha's Pitcher of the Year after going 2-3 with 14 saves and posted a 2.56 ERA (18 ER/63.1 IP) in 41 appearances...tied for seventh in the PCL in saves...held hitters to a .209 average and posted a 1.03 WHIP, while striking out 50 batters against just 17 walks...named MiLB.com's Organizational All-Star

2014

Combined to go 2-4 with three saves and posted a 4.52 ERA (34 ER/67.2 IP) between Double-A Northwest Arkansas and Triple-A Omaha...recorded 49 strikeouts and walked 26 batters...helped Omaha win the 2014 Pacific Coast League and Triple-A Championships, recording a pair of scoreless appearances in the PCL championship series vs. Reno

2013

Went 5-1 with a 3.00 ERA (25 ER/75.0 IP) with three saves in 41 combined games with Single-A Lexington, Single-A Wilmington, and Double-A Northwest Arkansas...set career highs in innings (75.0) and strikeouts (77)

2012

Pitched in a combined 11 games (seven starts) with Rookie-level Arizona Royals and Single-A Kane County, going 2-4 with a 2.52 ERA (10 ER/35.2 IP)...struck out 31 batters and limited the opposition to a .248 average

2011

Missed the entire 2011 season after surgery on his left shoulder

2010

Began his professional career with Rookie-level Idaho Falls, going 1-6 with a 5.73 ERA (35 ER/55.0 IP) and striking out 41 batters against 22 walks

PERSONAL

Scott Alain Alexander...played at Pepperdine University where he earned West Coast Conference All-Freshman team honors in 2008...transferred to Sonoma State before the 2009-10 academic year... graduated from Cardinal Newman High School in Santa Rosa, CA in 2007 where he set school records for career strikeouts and single-season strikeouts...older brother Stuart pitched in the Marlins organization from 2004-09 and younger brother Jason currently pitches in the Angels organization... selected by the Cincinnati Reds in the 37th round of the 2007 First-Year Player Draft but did not sign... later selected by the Kansas City Royals in the sixth round of the 2010 First-Year Player Draft

Career Pitching Record

| Year | Team | W-L | ERA | G | GS | CG | SHO | SV | IP | H | R | ER | HR | HB | BB | SO | WP | BK | AVG |
|------------------------|--------------------|-------|------|-----|----|----|-----|----|-------|-----|-----|-----|----|----|-----|-----|----|----|------|
| 2010 | Idaho Falls | 1-6 | 5.73 | 12 | 11 | 0 | 0 | 0 | 55.0 | 73 | 47 | 35 | 6 | 3 | 22 | 41 | 2 | 1 | .320 |
| 2012 | Kane County | 2-3 | 2.55 | 10 | 6 | 0 | 0 | 0 | 35.1 | 34 | 21 | 10 | 2 | 2 | 16 | 31 | 4 | 0 | .252 |
| | AZL Royals | 0-1 | 0.00 | 1 | 1 | 0 | 0 | 0 | 0.1 | 0 | 1 | 0 | 0 | 0 | 0 | 0 | 0 | 0 | .000 |
| 2013 | Lexington | 1-1 | 1.20 | 5 | 0 | 0 | 0 | 1 | 15.0 | 7 | 3 | 2 | 0 | 1 | 6 | 15 | 0 | 0 | .143 |
| | Wilmington | 2-0 | 1.33 | 12 | 0 | 0 | 0 | 1 | 27.0 | 18 | 5 | 4 | 0 | 1 | 8 | 22 | 2 | 0 | .188 |
| 2014 | Northwest Arkansas | 2-0 | 5.18 | 24 | 0 | 0 | 0 | 1 | 33.0 | 38 | 20 | 19 | 0 | 3 | 18 | 40 | 3 | 0 | .299 |
| | Northwest Arkansas | 1-2 | 3.88 | 35 | 0 | 0 | 0 | 3 | 48.2 | 42 | 26 | 21 | 3 | 3 | 16 | 36 | 5 | 0 | .235 |
| 2015 | Omaha | 1-2 | 6.16 | 11 | 0 | 0 | 0 | 0 | 19.0 | 23 | 16 | 13 | 4 | 0 | 10 | 13 | 4 | 0 | .311 |
| | KANSAS CITY | 0-0 | 4.50 | 4 | 0 | 0 | 0 | 0 | 6.0 | 5 | 3 | 3 | 0 | 1 | 3 | 3 | 1 | 0 | .238 |
| 2016 | Omaha | 2-3 | 2.56 | 41 | 0 | 0 | 0 | 14 | 63.1 | 48 | 21 | 18 | 5 | 1 | 17 | 50 | 10 | 0 | .209 |
| | KANSAS CITY | 0-0 | 3.32 | 17 | 0 | 0 | 0 | 0 | 19.0 | 24 | 7 | 7 | 1 | 0 | 7 | 16 | 0 | 0 | .316 |
| 2017 | Omaha | 2-0 | 3.00 | 22 | 0 | 0 | 0 | 1 | 30.0 | 32 | 16 | 10 | 2 | 1 | 10 | 24 | 1 | 0 | .271 |
| | AZL Royals | 0-0 | 4.91 | 5 | 2 | 0 | 0 | 0 | 7.1 | 8 | 4 | 4 | 0 | 2 | 2 | 12 | 2 | 0 | .276 |
| 2018 | KANSAS CITY | 5-4 | 2.48 | 58 | 0 | 0 | 0 | 4 | 69.0 | 62 | 23 | 19 | 3 | 0 | 28 | 59 | 3 | 0 | .246 |
| | Omaha | 1-0 | 4.70 | 7 | 0 | 0 | 0 | 0 | 7.2 | 9 | 4 | 4 | 1 | 0 | 3 | 4 | 0 | 0 | .290 |
| 2018 | LOS ANGELES | 2-1 | 3.68 | 73 | 1 | 0 | 0 | 3 | 66.0 | 57 | 28 | 27 | 4 | 2 | 27 | 56 | 2 | 0 | .239 |
| | Oklahoma City | 1-0 | 0.00 | 4 | 0 | 0 | 0 | 0 | 4.0 | 4 | 0 | 0 | 0 | 0 | 1 | 5 | 0 | 0 | .250 |
| 2019 | LOS ANGELES | 3-2 | 3.63 | 28 | 0 | 0 | 0 | 0 | 17.1 | 17 | 7 | 7 | 2 | 1 | 7 | 9 | 0 | 0 | .250 |
| Major League- 5 years | | 5-4 | 3.20 | 180 | 1 | 0 | 0 | 7 | 177.1 | 165 | 68 | 63 | 10 | 4 | 72 | 143 | 6 | 0 | .252 |
| Dodger Totals- 2 years | | 5-3 | 3.67 | 101 | 1 | 0 | 0 | 3 | 83.1 | 74 | 35 | 34 | 6 | 3 | 34 | 65 | 2 | 0 | .242 |
| Minor League- 8 years | | 15-18 | 3.69 | 185 | 20 | 0 | 0 | 21 | 341.2 | 332 | 184 | 140 | 23 | 17 | 128 | 288 | 33 | 1 | .256 |

Career Postseason Pitching Record

| Year | Team | W-L | ERA | G | GS | CG | SHO | SV | IP | H | R | ER | HR | HB | BB | SO | WP | BK |
|-------------------|-------------------|-----|-------|---|----|----|-----|----|-----|---|---|----|----|----|----|----|----|----|
| 2018 | NLDS: LAD vs. ATL | 0-0 | 0.00 | 1 | 0 | 0 | 0 | 0 | 1.0 | 0 | 0 | 0 | 0 | 0 | 0 | 0 | 0 | 0 |
| | WS: LAD vs. BOS | 0-0 | 13.50 | 3 | 0 | 0 | 0 | 0 | 1.1 | 1 | 2 | 2 | 0 | 0 | 2 | 2 | 1 | 0 |
| Postseason Totals | | 0-0 | 7.71 | 4 | 0 | 0 | 0 | 0 | 2.1 | 1 | 2 | 2 | 0 | 0 | 2 | 2 | 1 | 0 |
| LDS Totals | | 0-0 | 0.00 | 1 | 0 | 0 | 0 | 0 | 1.0 | 0 | 0 | 0 | 0 | 0 | 0 | 0 | 0 | 0 |
| WS Totals | | 0-0 | 13.50 | 3 | 0 | 0 | 0 | 0 | 1.1 | 1 | 2 | 2 | 0 | 0 | 2 | 2 | 1 | 0 |

Career Single-Game Bests

| | | | |
|--------------------------------|--------------------------------------|-------------------------|--|
| Low-Hit Complete Game: | --- | Most Strikeouts: | 4 (3x), May 19, 2018 at WAS |
| Most Innings Pitched Starter: | 1.1, June 1, 2018 at COL | Most Walks: | 3 (2x), last: August 1, 2018 vs. MIL |
| Most Innings Pitched Reliever: | 3.0 (2x), last: May 15, 2016 vs. ATL | Longest Winning Streak: | 3 games (2x), last: Sept. 27, 2017-July 23, 2018 |
| Most Earned Runs Allowed: | 3 (6x), last: April 24, 2019 at CHC | Longest Losing Streak: | 2 games, April 18-June 25, 2017 |

Career Fielding Record

| Position | PCT | G | PO | A | E | TC | DP |
|----------|------|-----|----|----|---|----|----|
| Pitcher | .857 | 101 | 3 | 19 | 1 | 23 | 2 |

Career Transactions

- June 8, 2010: Drafted by the Kansas City Royals in the 6th round of the 2010 amateur draft. Player signed June 11, 2010.
- January 4, 2018: Acquired by Los Angeles from Kansas City in a three team trade. The Dodgers also received INF Jake Peter (from CWS), the Royals received RHP Trevor Oaks (from LA) and INF Erick Mejia (from LA) and the White Sox received LHP Luis Avilan (from LA), RHP Joakim Soria (from KC) and cash considerations (from LA & KC)

Injured List

- May 8- June 7, 2017 (strained right hamstring)
- June 11 - Sept. 28, 2019 (left forearm inflammation)



Pedro

BÁEZ

RHP | 52

@pedrobaez52

Bats: Right **Throws:** Right

Height: 6-0 **Weight:** 232

Opening Day Age: 32

Born: March 11, 1988 in Bani, Dominican Republic

Resides: Bani, DR

Acquired: Signed as a non-drafted free agent January 22, 2007

ML Service: 5.059

MLB Debut: May 4, 2014



Career Highlights

- * Has gone 21-15 with a 3.03 ERA and a 1.10 WHIP in 337 career games across six seasons with the Dodgers
- * Has held hitters to a .209 career batting average and has been effective against hitters from both sides of the plate, limiting left-handed batters to a .186 average and a .222 mark against righties
- * Has a career average of 9.45 strikeouts per 9.0 innings with a 3.15 strikeout-to-walk ratio, striking out 356 career batters against just 113 walks in 339.0 innings
- * Made his MLB debut on May 5, 2014 at Washington...picked up his first big league win on May 10, 2015 at Colorado with 1.1 scoreless innings in the Dodgers' 9-5 victory
- * Spent the first six seasons of his career as an infielder before converting to pitching for the 2013 season...went 5-4 with 14 saves and a 3.76 ERA in 91 minor league relief appearances over three seasons...averaged nearly a strikeout per inning with 95 Ks in 103.0 innings pitched
- * As a position player, compiled a .248 batting average while hitting 45 home runs with 286 RBI in 507 games in six seasons from 2007-2012...appeared in consecutive All-Star Futures Games in 2009-10...was rated as high as the Dodgers' No. 8 prospect by Baseball America as a third baseman, while constantly topping the publication's ratings as having the organization's best infield arm
- * Originally signed as a non-drafted free agent on Jan. 22, 2007 out of the Dominican Republic

Year-By-Year

2019

- * Recorded a career-high seven wins against two losses, while putting up a 3.10 ERA and a 0.95 WHIP
 - * Ranked among National League relievers in wins (T-6th), WHIP (8th), holds (T-3rd, 25), hits allowed per 9.0 innings (4th, 5.56), and ERA (17th)
 - * His .174 opponent's batting average ranked sixth best among Major League relief pitchers... ranked 5th in the ML (min. 65.0 IP) in opponent's batting average against right handed batters (.172) and 11th against left handed hitters (.176)
- Allowed only 10 of 30 inherited runners to score (33.3%), tied for 18th among NL relievers...went 3-1 with a 1.96 ERA (8 ER/36.2 IP) in 36 games at Dodger Stadium and 4-1 with a 4.36 ERA (16 ER/33.0 IP) in 35 road games...led Dodger relievers in innings pitched (69.2), ERA, games played (71) and opponent's batting average...earned his first career save on September 1 at Arizona after tossing a clean inning with a strikeout...made his only postseason relief appearance during Game 4 of the NLDS at Washington, allowing an earned run on two hits in 0.1 innings

2018

- * Finished his fifth Major League season with a 4-3 record and a 2.88 ERA (18 ER/56.1 IP) in 55 relief appearances... struck out 62 batters against 23 walks
- * Held the opposition to a .220 average, limiting lefties to a .164 mark (11-for-67)...among NL relievers, his opponents' batting average against left-handed hitters ranked sixth best (min. 200 BFP)

Had success at home, going 2-2 with a 1.52 ERA (5 ER/29.2 IP) and limiting the opposition to a .194 average at Dodger Stadium... struck out 35 against just 10 walks, while posting a 1.04 WHIP...finished the season strong as he allowed just one run over his last 19 outings (19.1 IP) after Aug. 13, posting a 0.47 ERA and holding hitters to a .108 average (7-for-65)...struck out 19 against five walks, while posting a 0.62 WHIP during that time...tossed a career-high tying 2.2 innings on May 2 at ARI (last: July 8, 2016 vs. SD) and threw a career-high 42 pitches...was a key piece

out of the bullpen during the Postseason for the Dodgers, going 1-0 with a 1.59 ERA (2 ER/11.1 IP) in 10 Postseason relief appearances...struck out 14 batters against five walks, while holding batters to a .108 average...missed 36 games with biceps tendonitis (June 15-July 25)

2017

- * Went 3-6 with a 2.95 ERA (21 ER/64.0 IP) in 66 relief appearances in his fourth Major League season
- * Held batters to a .225 average, including a .206 mark against left-handed hitters...ranked 14th among NL relievers (min. 100 BFP) in opponents' batting average against lefties
- * Allowed two of 20 inherited runners to score (10.0%), tied for the seventh-lowest percentage among NL relievers (min. 50.0 IP)...limited batters with runners in scoring position to a .099 average (7-for-66), the third lowest among big league relievers (min. 50 BFP)

Tossed a career-high 18.2 scoreless innings streak from Sept. 6, 2016 to April 25, holding hitters to a .127 average and striking out 23 batters against seven walks during that span...went 3-1 with a 1.99 ERA and held hitters to a .195 average at home, compared to a 0-5 record with a 3.90 ERA on the road... missed the first 10 games of the season with a right wrist contusion suffered at the beginning of Spring Training

2016

- * Ranked second among Dodger relievers with career-high marks in games (73) and innings (74.0) in his second full year in the big leagues...went 3-2 with a 3.04 ERA and tied for ninth in the NL with 23 holds
- * Limited opponents to a .195 batting average, which ranked 12th in the National League, and was effective against both right-handed (.214, 37-for-173) and left-handed hitters (.160, 15-for-94)
- * Ranked 12th in the NL with a 1.00 WHIP

Reeled off 15 consecutive scoreless appearances (17.1 IP) from July 1-Aug. 7...had two dominating months: July (14.2 scoreless innings with a .064 opponents' average (3-for-47) and September/October (11.2 scoreless IP/15 SO))... was sent to Double-A Tulsa Aug. 30-Sept. 6, but did not pitch for the Drillers...tossed scoreless relief in five of seven postseason appearances, allowing six runs (two earned) in 7.0 innings (2.57 ERA)

2015

- * Went 4-2 with a 3.35 ERA in 52 relief appearances in his second big league season after making his first Opening Day roster
- * Limited opposing hitters to a .247 batting average with a 1.14 WHIP...struck out 60 (with only 11 walks) in 51.0 innings

Picked up his first big league victory on May 10 at Colorado with 1.1 scoreless innings in the Dodgers' 9-5 victory... placed on the DL from May 14-June 26 with a right pectoral strain...made two postseason appearances against the Mets in the NLDS, allowing three runs in 0.1 innings of relief

2014

- * Posted a 2.63 ERA and limited opponents to a .188 batting average with a 0.88 WHIP in 20 relief appearances in four stints with the Dodgers in his first MLB action

First recalled on May 5 and made his MLB debut that night against Washington, allowing two runs in 1.0 inning... selected to the Dodgers' NLDS roster and made two postseason appearances against the Cardinals, allowing two runs in 2.1 innings...went a combined 2-1 with 12 saves and a 3.86 ERA in 40 appearances for Double-A Chattanooga and Triple-A Albuquerque

2013

- * In his first year pitching, went 3-3 with two saves and a 3.88 ERA in 48 combined relief appearances with Advanced-A Rancho Cucamonga and Double-A Chattanooga...averaged nearly a strikeout per inning with 55 Ks in 58.0 innings

Opened the season at Rancho Cucamonga, making 32 appearances, before his July 10 promotion to Chattanooga... following the season, pitched for the Glendale Desert Dogs in the Arizona Fall League

2012

Combined to hit .221 with 11 home runs and 59 RBI in 128 games with Rancho Cucamonga and Chattanooga... selected as a midseason Southern League All-Star, starting the game at third base for the North Division All-Stars...rated by Baseball America as the Dodgers' best minor league defensive infielder and having the system's best infield arm

2011

Appeared in 32 games with Double-A Chattanooga, batting .210 with 12 doubles, two homers and 15 RBI

2010

Hit a combined .263 with six homers and 45 RBI in 84 games with the Rookie-level AZL Dodgers, Single-A Inland Empire and Chattanooga...selected to his second consecutive XM All-Star Futures Game

2009

Selected to the World Team at the 2009 XM All-Star Futures Game in St. Louis, hitting .286 with 17 doubles, 10 homers and 61 RBI in 79 games with Single-A Inland Empire...entered the season as the Dodgers No. 13 prospect according to Baseball America...also entered the season rated as having the organization's Best Infield Arm according to Baseball America

2008

Combined to hit .229 with 30 doubles, 13 home runs and 66 RBI in 120 games with Rookie-advanced Ogden and Single-A Great Lakes...led Ogden with 12 home runs (tied for sixth in the Pioneer League) and 50 RBI (sixth in the league)

2007

Ranked second in the Gulf Coast League with 39 RBI in 53 games with the Rookie-level GCL Dodgers...ranked as the club's 10th-best prospect and as having the Best Infield Arm in the Dodger organization

Personal

Pedro Alberys Báez...resides in his native Bani, Dominican Republic during the offseason...is fourth oldest of six siblings (three brothers, two sisters)...growing up, his mother, Idalia, worked in a factory, processing agricultural products for the popular Dominican brand "La Famosa"...his father, Pedro Sr., worked as a baker...originally signed as a non-drafted free agent Jan. 22, 2007 by scout Elvio Jimenez.

| Career Pitching Record | | | | | | | | | | | | | | | | | | | |
|-------------------------|------------------|-------|------|-----|----|----|-----|----|-------|-----|-----|-----|-----|----|-----|-----|----|----|------|
| Year | Team | W-L | ERA | G | GS | CG | SHO | SV | IP | H | R | ER | HR | HB | BB | SO | WP | BK | AVG |
| 2013 | Rancho Cucamonga | 2-2 | 3.63 | 32 | 0 | 0 | 0 | 2 | 34.2 | 41 | 17 | 14 | 3 | 4 | 15 | 32 | 1 | 0 | .295 |
| | Chattanooga | 1-1 | 4.24 | 16 | 0 | 0 | 0 | 0 | 23.1 | 26 | 13 | 11 | 3 | 0 | 8 | 23 | 2 | 1 | .283 |
| 2014 | LOS ANGELES | 0-0 | 2.63 | 20 | 0 | 0 | 0 | 0 | 24.0 | 16 | 7 | 7 | 3 | 0 | 5 | 18 | 0 | 0 | .188 |
| | Albuquerque | 0-0 | 4.76 | 23 | 0 | 0 | 0 | 6 | 22.2 | 27 | 12 | 12 | 4 | 2 | 4 | 20 | 2 | 1 | .303 |
| | Chattanooga | 2-1 | 2.79 | 17 | 0 | 0 | 0 | 6 | 19.1 | 15 | 7 | 6 | 0 | 1 | 9 | 18 | 2 | 0 | .208 |
| 2015 | LOS ANGELES | 4-2 | 3.35 | 52 | 0 | 0 | 0 | 0 | 51.0 | 47 | 22 | 19 | 4 | 1 | 11 | 60 | 1 | 1 | .247 |
| | Oklahoma City | 0-0 | 0.00 | 3 | 1 | 0 | 0 | 0 | 3.0 | 2 | 0 | 0 | 0 | 0 | 0 | 2 | 0 | 0 | .200 |
| 2016 | LOS ANGELES | 3-2 | 3.04 | 73 | 0 | 0 | 0 | 0 | 74.0 | 52 | 27 | 25 | 11 | 2 | 22 | 83 | 3 | 2 | .195 |
| 2017 | LOS ANGELES | 3-6 | 2.95 | 66 | 0 | 0 | 0 | 0 | 64.0 | 56 | 24 | 21 | 9 | 2 | 29 | 64 | 1 | 1 | .225 |
| | Oklahoma City | 0-0 | 6.00 | 3 | 0 | 0 | 0 | 0 | 3.0 | 1 | 2 | 2 | 0 | 0 | 1 | 3 | 0 | 0 | .100 |
| 2018 | LOS ANGELES | 4-3 | 2.88 | 55 | 0 | 0 | 0 | 0 | 56.1 | 46 | 19 | 18 | 4 | 1 | 23 | 62 | 0 | 1 | .220 |
| | Oklahoma City | 0-0 | 0.00 | 2 | 0 | 0 | 0 | 0 | 2.0 | 1 | 0 | 0 | 0 | 0 | 0 | 3 | 0 | 0 | .143 |
| | Tulsa | 0-0 | 6.75 | 1 | 0 | 0 | 0 | 0 | 1.1 | 1 | 1 | 1 | 1 | 0 | 0 | 1 | 0 | 0 | .200 |
| 2019 | LOS ANGELES | 7-2 | 3.10 | 71 | 0 | 0 | 0 | 1 | 69.2 | 43 | 30 | 24 | 6 | 4 | 23 | 69 | 0 | 0 | .174 |
| Major League- 6 years | | 21-15 | 3.03 | 337 | 0 | 0 | 0 | 1 | 339.0 | 260 | 129 | 114 | 637 | 10 | 113 | 356 | 5 | 5 | .209 |
| Dodgers Totals- 6 years | | 21-15 | 3.03 | 337 | 0 | 0 | 0 | 1 | 339.0 | 260 | 129 | 114 | 637 | 10 | 113 | 356 | 5 | 5 | .209 |
| Minor League-5 years | | 5-4 | 3.79 | 97 | 1 | 0 | 0 | 14 | 109.1 | 114 | 52 | 46 | 11 | 7 | 37 | 102 | 7 | 2 | .269 |

| Career Postseason Pitching Record | | | | | | | | | | | | | | | | | | | |
|-----------------------------------|------------------|-----|-------|----|----|----|-----|----|------|----|----|----|----|----|----|----|----|----|-----|
| Year | Team | W-L | ERA | G | GS | CG | SHO | SV | IP | H | R | ER | HR | HB | BB | SO | WP | BK | AVG |
| 2014 | NLDS: LA vs. STL | 0-0 | 7.71 | 2 | 0 | 0 | 0 | 0 | 2.1 | 1 | 2 | 2 | 1 | 1 | 1 | 2 | 0 | 0 | 0 |
| 2015 | NLDS: LA vs. NYM | 0-0 | 81.00 | 2 | 0 | 0 | 0 | 0 | 0.1 | 2 | 3 | 3 | 0 | 0 | 2 | 1 | 0 | 0 | 0 |
| 2016 | NLDS: LA vs WAS | 0-0 | 0.00 | 4 | 0 | 0 | 0 | 0 | 3.2 | 0 | 0 | 0 | 0 | 0 | 1 | 2 | 1 | 0 | 0 |
| | NLCS: LA vs ChC | 0-0 | 5.40 | 3 | 0 | 0 | 0 | 0 | 3.1 | 6 | 6 | 2 | 1 | 0 | 2 | 4 | 0 | 0 | 0 |
| 2018 | NLDS: LA vs ATL | 0-0 | 0.00 | 2 | 0 | 0 | 0 | 0 | 2.1 | 0 | 0 | 0 | 0 | 0 | 1 | 3 | 0 | 0 | 0 |
| | NLCS: LA vs MIL | 1-0 | 0.00 | 4 | 0 | 0 | 0 | 0 | 4.1 | 2 | 0 | 0 | 0 | 0 | 1 | 7 | 0 | 0 | 0 |
| | WS: LA vs BOS | 0-0 | 3.86 | 4 | 0 | 0 | 0 | 0 | 4.2 | 2 | 2 | 2 | 1 | 0 | 3 | 4 | 0 | 0 | 0 |
| 2019 | NLDS: LA vs WAS | 0-0 | 13.50 | 2 | 0 | 0 | 0 | 0 | 0.2 | 4 | 1 | 1 | 1 | 0 | 1 | 1 | 0 | 0 | 0 |
| Postseason Totals | | 1-0 | 4.15 | 23 | 0 | 0 | 0 | 0 | 21.2 | 17 | 14 | 10 | 4 | 2 | 13 | 23 | 0 | 0 | 0 |
| LDS Totals | | 0-0 | 5.79 | 12 | 0 | 0 | 0 | 0 | 9.1 | 7 | 6 | 6 | 2 | 2 | 7 | 8 | 0 | 0 | 0 |
| LCS Totals | | 1-0 | 2.35 | 7 | 0 | 0 | 0 | 0 | 3.1 | 6 | 6 | 2 | 1 | 0 | 3 | 11 | 0 | 0 | 0 |
| WS Totals | | 0-0 | 3.86 | 4 | 0 | 0 | 0 | 0 | 4.2 | 2 | 2 | 2 | 1 | 0 | 3 | 4 | 0 | 0 | 0 |

Career Single-Season Bests

Low-Hit Complete Game: None

Most Innings Pitched - Starter: None

Most Innings Pitched - Reliever: 2.2 (2x), May 2, 2018 at ARI

Most Earned Runs Allowed: 4 (3x), last: Aug. 9, 2018 at COL

Most Strikeouts: 5, June 2, 2017 at MIL

Most Walks: 3 (2x), April 20, 2018 vs. WAS

Longest Winning Streak: 5 games (2x), June 27, 2019- current

Longest Losing Streak: 6 games, Aug 2, 2017 -April 24, 2018

Career Fielding Record

| Position | PCT | G | PO | A | E | TC | DP |
|----------|------|-----|----|----|---|----|----|
| Pitcher | .865 | 337 | 6 | 26 | 5 | 37 | 3 |

Career Transactions

· Jan. 22, 2007: Signed as a non-drafted free agent

Injured List

- May 14-June 26, 2015 (right pectoral strain)
- March 30-April 14, 2017 (right wrist contusion)
- June 15 - July 25, 2018 (right biceps tendinitis)



Austin

BARNES

C / IF | 15

@austin.barnes5

Bats: Right **Throws:** Right

Height: 5-10 **Weight:** 190

Opening Day Age: 30

Born: December 28, 1989 in Fullerton, CA

Resides: Riverside, CA

Acquired: Trade with Miami Marlins on November 11, 2014

ML Service: 3.098

MLB Debut: May 24, 2015



Career Highlights

- * Versatile catcher/infielder and Riverside native enters his ninth professional season and his fifth with the Dodgers
- * Has appeared in 318 Major League games, posting a .229/.343/.362 slashline with 102 runs, 35 doubles, three triples, 17 home runs and 80 RBI
- * Has spent the majority of his big league career at catcher (200 games), but has also appeared at second base (49 games) and third base (three games)...among active NL catchers (min. 900 INN), his .994 career fielding percentage (10 E/1517.0 INN) ranks 13th
- * Made his MLB debut on May 24, 2015 vs. San Diego and collected his first big league hit that day with a single in the eighth inning off Dale Thayer
- * Belted his first Major League home run on April 15, 2017 against Arizona with a solo shot off Patrick Corbin that hit the left field foul pole in the second inning
- * Over seven minor league seasons with the Marlins (2011-14) and Dodgers (2015-16, 19) organizations, he has hit .298 with 52 homers and 285 RBI in 610 minor league games...in 2015, was selected to the All-Pacific Coast League team and as a midseason PCL All-Star, while also earning Baseball America Triple-A All-Star honors...from 2012-2014, he was selected as an MiLB.com Marlins Organization All-Star...was a Single-A Florida State League All-Star in 2013 and 2014...in 2012, earned South Atlantic League mid-season and post-season All-Star honors
- * Selected by the Marlins in the ninth round of the 2011 First-Year Player Draft out of Arizona State University

Year-By-Year

2019

- * Appeared in 75 Major League games, posting a .203/.293/.340 slashline with 12 doubles, a triple, five homers and 25 RBI
 - * Logged 524.2 innings behind the dish with a .990 fielding percentage (6 E/524.2 INN) across 64 games (61 GS)...made one start at second
 - * Tied for seventh among Major League catchers and fifth in the NL with a trio of stolen bases...logged 210 fewer plate appearances than the next qualifying player among the top six in the category...since 2017, ranks fourth among Major League catchers with 11 stolen bases...his 742 plate appearances are the fewest among the top five in the category
- Matched a single-game career high after collected three hits on Opening Day...later repeated the effort on June 20 vs. San Francisco...collected a season-high three RBI on April 26 against Pittsburgh, went 2-for-4 with a double and home run...finished April with seven RBI to mark his highest RBI total for a calendar month...ranked 11th among NL catchers in the category...collected a hit in four consecutive games from May 17-24, went 7-for-15 (.467) with a pair of doubles, three RBI and three multi-hit efforts during the span...reached base in 11 of 15 games during May and slashed .273/.385/.432 with four doubles, a homer, five RBI and a stolen base...played 25 games between Triple-A Oklahoma City (23 games) and Advanced-A Rancho Cucamonga (two games)...slashed a combined .272/.382/.533 with six doubles, six homers and 18 RBI...collected all 12 extra-base hits with Oklahoma City...placed on the 10-day injured list on May 27 with a left groin strain...made a rehab appearance with the Rancho Cucamonga Quakes on June 4 before being reinstated on June 6...optioned to Oklahoma City on July 25 and recalled on Aug. 24 for a three-day stint...sent back to Triple-A on Aug. 27 before spending the

balance of September on the expanded roster

2018

* Completed his second full Major League season where he hit .205 with five doubles, four home runs and 14 RBI in 100 games

* Appeared in 61 games at catcher along with 19 at second base and one at third...recorded a .998 fielding percentage (1 E/434.2 INN) in 61 games at catcher...among catchers (min. 60 games), his .998 fielding percentage ranked seventh in the NL

* Appeared in 10 postseason games, including all five World Series contests

Finished the month of September with a .240 batting average, three homers and six RBI...his three homers in the month was a career-high for long balls in any given month...hit .246 (28-for-114) with all four of his homers and 11 of his 14 RBI against left-handers

2017

* In his first full Major League season, he hit .289 with 15 doubles, two triples, eight home runs, 38 RBI and four stolen bases in 102 games...posted a .408 on-base percentage, as he drew 39 walks against striking out just 43 times

* Finished 10th in the Majors (min. 100 AB) with a .321 (35-for-109) average against right-handed pitchers...his .290 average (9-for-31) as a pinch-hitter, was tied for 10th best in the big leagues

* Appeared in 55 games (49 starts) at catcher, while also playing 21 games (four starts) at second base and one game at third base...posted a .994 fielding percentage at catcher, recording just three errors in 438.1 innings...his 3.74 catcher ERA ranked eighth best in the Majors (min. 400 INN)

Belted his first big league home run on April 15, a solo shot off Patrick Corbin that hit the left field foul pole in the second inning...hit .320 with runners on-base, while batting .328 with runners in scoring position...recorded his first career multi-homer game on June 30 at SD with his first career grand slam in the first inning and a three-run shot in the sixth...collected a career-high seven RBI and according to Elias Sports Bureau, he became the first Dodger catcher to hit a grand slam and a three-run homer in the same game...appeared in all 15 postseason games (13 starts), hitting .217 with two doubles, one home run and five RBI...had reached base safely in his first four plate appearances to begin the postseason and according to Stats LLC., he became the first Dodger to reach in four straight plate appearances to begin a postseason since Sandy Amoros in the 1955 World Series (five straight)

2016

· Spent the majority of the season with Triple-A Oklahoma City, but went 5-for-32 with a double and two RBI in 21 games in four stints with the Dodgers...made his first-career Opening Day roster

Made seven starts, five at catcher and two at second base...overall, appeared in nine games at catcher, seven at second base and one at third base...selected to the Dodgers' NLDS roster vs. Washington and appeared in two games off the bench in the series...at Triple-A, hit .295 with 22 doubles, five triples, six homers and 39 RBI in 85 games...posted a .380 on-base percentage, which would have ranked eighth in the Pacific Coast League if he had at-bats to qualify...batted .385 (30-for-78) with runners in scoring position...stole 18 bases, while only being caught three times...with OKC, appeared in 63 games (62 starts) at catcher and 15 games (13 starts) at second base

2015

· Saw his first big league action, going 6-for-29 (.207) with two doubles and an RBI along with a .361 on-base percentage in 20 games with Los Angeles

In the Majors, saw action at catcher (11 games, seven starts), third base (one game) and second base (one start) for Los Angeles...became the first Dodger to play catcher, third base and second base in the same season since Trent Hubbard in 1998-99, and the first to play catcher and second base in the same season since Derrel Thomas in 1980...made his MLB debut on May 24 vs. the Padres, collecting his first big league hit on that day with a single in the bottom of the eighth inning off of Dale Thayer...appeared in 81 games for Triple-A Oklahoma City and batted a team-best .315 with nine home runs and 42 RBI...posted a .389 on-base percentage...honored as a post-season All-Pacific Coast League team and a midseason Pacific Coast League All-Star...also selected by Baseball America as a Triple-A All-Star

2014

* Posted career-highs in runs (80), home runs (13), walks (69) and stolen bases (11) while splitting time between Single-A Jupiter and Double-A Jacksonville

Was named a Florida State League mid-season All-Star, hitting .317 (57-for-180) with 11 doubles, one home run, and 14 RBI with Jupiter before being promoted to Jacksonville on June 1...acquired by the Dodgers on Dec. 10 along with Kike Hernandez, Chris Hatcher and Andrew Heaney in exchange for infielder Dee Gordon, right-handed pitcher Dan Haren, infielder Miguel Rojas and cash considerations

2013

* Earned Florida State League mid-season All-Star honors and spent majority of campaign with Single-A Jupiter, batting .260 (91-for-350) with 15 doubles, one triple, four home runs and 38 RBI in 98 games

Promoted to Jacksonville on August 6 and in 19 games with Suns, posting .339 average (21-for-62) with two doubles, two triples, one home run and seven RBI...made 11 appearances as catcher, four at second base and four as designated hitter

2012

Led the Single-A South Atlantic League in hits (152) and Greensboro in total bases (230), earning league mid-season and post-season All-Star honors

2011

Started his professional career with short-season Jamestown, appearing in 31 games at catcher, 15 games as the designated hitter and 12 games at second base

PERSONAL

Austin Scott Barnes...resides in Riverside, CA...2008 graduate of Riverside Poly High School (CA), where he earned four varsity letters in baseball and was a team captain in his senior season...was a three-time All-County and two-time All-League honoree and named first-team All-CIF (California Interscholastic Federation) and All-State in 2007 as a junior...also named team and league MVP as a junior...attended Arizona State University, where he earned First-Team All-Pac-10 honors following his junior season (2011), as well as garnering Honorable Mention All-Pac-10 honors after sophomore campaign (2010)...uncle is former Major Leaguer, Mike Gallego...selected by the Marlins in the ninth round of the 2011 First-Year Player Draft.

Career Batting Record

| Year | Team | AVG | G | AB | R | H | 2B | 3B | HR | RBI | SH | SF | HP | BB | SO | SB | CS | OBP | SLG | E |
|------------------------|------------------|------|-----|------|-----|-----|-----|----|----|-----|----|----|----|-----|-----|----|----|------|------|----|
| 2011 | Jamestown | .288 | 57 | 219 | 33 | 63 | 13 | 0 | 1 | 19 | 1 | 1 | 4 | 25 | 22 | 6 | 1 | .369 | .361 | 5 |
| 2012 | Greensboro | .318 | 123 | 478 | 76 | 152 | 36 | 3 | 12 | 65 | 17 | 3 | 9 | 59 | 61 | 9 | 2 | .401 | .481 | 14 |
| 2013 | Jupiter | .260 | 98 | 350 | 42 | 91 | 15 | 1 | 4 | 38 | 0 | 5 | 10 | 52 | 59 | 5 | 2 | .367 | .343 | 6 |
| | Jacksonville | .339 | 19 | 62 | 10 | 21 | 2 | 2 | 1 | 7 | 0 | 0 | 0 | 12 | 10 | 0 | 0 | .446 | .484 | 0 |
| 2014 | Jupiter | .317 | 44 | 180 | 24 | 57 | 11 | 2 | 1 | 14 | 0 | 0 | 1 | 19 | 25 | 3 | 3 | .385 | .417 | 4 |
| | Jacksonville | .296 | 78 | 284 | 56 | 84 | 20 | 2 | 12 | 43 | 3 | 5 | 6 | 50 | 36 | 8 | 0 | .406 | .507 | 13 |
| 2015 | LOS ANGELES | .207 | 20 | 29 | 4 | 6 | 2 | 0 | 0 | 1 | 1 | 0 | 1 | 6 | 6 | 1 | 0 | .361 | .276 | 0 |
| | Oklahoma City | .315 | 81 | 292 | 40 | 92 | 17 | 2 | 9 | 42 | 1 | 4 | 3 | 35 | 36 | 12 | 2 | .389 | .479 | 7 |
| 2016 | LOS ANGELES | .156 | 21 | 32 | 3 | 5 | 1 | 0 | 0 | 2 | 0 | 0 | 0 | 5 | 9 | 0 | 0 | .270 | .188 | 0 |
| | Oklahoma City | .295 | 85 | 336 | 59 | 99 | 22 | 5 | 6 | 39 | 1 | 1 | 4 | 43 | 53 | 18 | 3 | .380 | .443 | 10 |
| 2017 | LOS ANGELES | .289 | 102 | 218 | 35 | 63 | 15 | 2 | 8 | 38 | 0 | 0 | 5 | 39 | 43 | 4 | 1 | .408 | .486 | 4 |
| 2018 | LOS ANGELES | .205 | 100 | 200 | 32 | 41 | 5 | 0 | 4 | 14 | 1 | 0 | 6 | 31 | 67 | 4 | 3 | .329 | .290 | 2 |
| 2019 | LOS ANGELES | .203 | 75 | 212 | 28 | 43 | 12 | 1 | 5 | 25 | 0 | 2 | 5 | 23 | 56 | 3 | 0 | .293 | .340 | 6 |
| | Oklahoma City | .264 | 23 | 87 | 19 | 23 | 6 | 0 | 6 | 17 | 0 | 1 | 2 | 14 | 20 | 1 | 1 | .375 | .540 | 5 |
| | Rancho Cucamonga | .400 | 12 | 5 | 1 | 2 | 0 | 0 | 0 | 1 | 0 | 0 | 0 | 1 | 1 | 0 | 0 | .500 | .500 | 0 |
| Major League- 5 years | | .229 | 318 | 691 | 102 | 158 | 35 | 3 | 17 | 80 | 2 | 2 | 17 | 23 | 56 | 12 | 4 | .343 | .362 | 12 |
| Dodger Totals- 5 years | | .229 | 318 | 691 | 102 | 158 | 35 | 3 | 17 | 80 | 2 | 2 | 17 | 23 | 56 | 12 | 4 | .343 | .362 | 12 |
| Minor League- 7 years | | .298 | 610 | 2293 | 360 | 684 | 142 | 17 | 52 | 285 | 23 | 20 | 39 | 310 | 323 | 62 | 14 | .388 | .443 | 64 |

Career Postseason Batting Record

| Year | Team | AVG | G | AB | R | H | 2B | 3B | HR | RBI | SH | SF | HP | BB | SO | SB | CS | OBP | SLG |
|-------------------|-------------------|------|----|----|---|----|----|----|----|-----|----|----|----|----|----|----|----|------|-------|
| 2016 | NLDS: LAD vs. WSH | .000 | 2 | 1 | 1 | 0 | 0 | 0 | 0 | 0 | 0 | 0 | 0 | 0 | 1 | 0 | 0 | .000 | .000 |
| 2017 | NLDS: LAD vs. ARI | .500 | 3 | 8 | 4 | 4 | 1 | 0 | 1 | 3 | 0 | 0 | 0 | 1 | 2 | 1 | 0 | .556 | 1.000 |
| | NLCS: LAD vs. CHC | .133 | 5 | 15 | 2 | 2 | 0 | 0 | 0 | 0 | 0 | 0 | 0 | 3 | 3 | 0 | 0 | .278 | .133 |
| | WS: LAD vs. HOU | .174 | 7 | 23 | 2 | 4 | 1 | 0 | 0 | 2 | 0 | 1 | 1 | 0 | 5 | 0 | 0 | .200 | .217 |
| 2018 | NLCS: LAD vs. MIL | .111 | 5 | 18 | 0 | 2 | 0 | 0 | 0 | 2 | 0 | 0 | 0 | 2 | 9 | 0 | 0 | .200 | .111 |
| | WS: LAD vs. BOS | .000 | 5 | 11 | 0 | 0 | 0 | 0 | 0 | 0 | 0 | 0 | 0 | 0 | 5 | 0 | 0 | .083 | .000 |
| Postseason Totals | | .158 | 27 | 76 | 9 | 12 | 2 | 0 | 1 | 7 | 0 | 1 | 1 | 7 | 25 | 1 | 0 | .235 | .224 |
| LDS Totals | | .444 | 5 | 9 | 5 | 4 | 1 | 0 | 1 | 3 | 0 | 0 | 0 | 1 | 3 | 1 | 0 | .500 | .889 |
| LCS Totals | | .121 | 10 | 33 | 2 | 4 | 0 | 0 | 0 | 2 | 0 | 0 | 0 | 5 | 12 | 0 | 0 | .237 | .121 |
| WS Totals | | .118 | 12 | 34 | 2 | 4 | 1 | 0 | 0 | 2 | 0 | 1 | 1 | 1 | 10 | 0 | 0 | .162 | .147 |

Career Single-Game Bests

| | | | |
|-------------------|--------------------------------------|-------------------------|----------------------------------|
| Most Hits: | 3, Sept. 27, 2017 vs. SD | Most Stolen Bases: | 2, June 22, 2017 vs. NYM |
| Most RBI: | 7, June 30, 2017 at SD | Most Walks: | 3 (3x), April 7, 2019 at COL |
| Most Home Runs: | 2, June 30, 2017 at SD | Longest Hitting Streak: | 7 games, Aug. 15-27, 2017 |
| Most Runs Scored: | 2 (20x), last: July 20, 2019 vs. MIA | Grand Slams: | 1, June 30, 2017 at SD (Richard) |

Career Fielding Record

| Position | PCT | G | PO | A | E | TC | DP |
|-------------|------|-----|------|----|----|------|----|
| Catcher | .994 | 200 | 1633 | 49 | 10 | 1692 | 8 |
| Second Base | .974 | 49 | 27 | 48 | 10 | 77 | 11 |
| Third Base | --- | 3 | 0 | 0 | 0 | 0 | 0 |

Career Catching Record

| G | INN | CCS | SB | CS% | PB | CPKO | CERA |
|-----|--------|-----|----|-------|----|------|------|
| 200 | 1517.0 | 13 | 69 | 15.9% | 7 | 1 | 3.68 |

Career Transactions

- June 7, 2011: Drafted by the Florida Marlins in the 9th round of the 2011 amateur draft. Player signed June 22, 2011.
- December 11, 2014: Traded by the Miami Marlins with Chris Hatcher, Andrew Heaney and Enrique Hernandez to the Los Angeles Dodgers for Dee Gordon, Dan Haren, Miguel Rojas and cash.

Injured List

- May 27 - June 6, 2019 (left groin strain)



Matt

BEATY

OF/IF | 45

@matt_beatybu

Bats: Left **Throws:** Right

Height: 6-0 **Weight:** 215

Opening Day Age: 26

Born: April 28, 1993 in Snellville, GA

Resides: Los Angeles, CA

Acquired: Drafted in the 12th round of the 2015 First Year Player Draft from Belmont University (TN)

ML Service: 0.137

MLB Debut: April 30, 2019



Career Highlights

- * The 26-year-old infielder enters his second Major League season and sixth in the Dodger organization after being drafted by the club in 2015
- * Appeared in 99 games in his first Major League season, where he scored 36 runs, roped 19 doubles, a triple, 9 homers and drove in 46 with five stolen bases at a .265/.317/.458 clip
- * Made his Major League debut on April 30 at San Francisco and collected his first Major League hit on the same day with a pinch-hit single
- * In his first Postseason, registered a hit in three of his four appearances and slashed .375/.375/.375
- * In 376 minor league games, he has batted .309/.367/.447 with 199 runs, 88 doubles, four triples, 34 home runs and 218 RBI
- * Defensively, has played 168 games at first base and 154 games at third, while also appearing in games at second base (five games), right field (three games) and left field (15 games)
- * Named 2017 Texas League Player of the Year with Double-A Tulsa, after leading the league in batting average (.326, T-1st), OPS (.883) and doubles (31, T-1st)...also ranked among the best in the league in hits (143, 3rd), extra-base hits (47, T-2nd), total bases (221, 3rd), home runs (15, T-12th), RBI (69, T-5th), OBP (.378, 4th) and SLG (.505, 2nd)
- * Selected as a 2017 Texas League mid-season All-Star and MiLB.com's Organizational All-Star
- * Honored as a California League post-season All-Star in 2016 with Single-A Rancho Cucamonga
- * Selected by the Dodgers in the 12th round of the 2015 First-Year Player Draft out of Belmont University (TN)

Year-By-Year

2019

* Slashed .265/.317/.458 with 19 doubles, a triple, nine homers and 46 RBI across 99 games in his rookie campaign...over the last 11 seasons (2009-2019), his 99 games rank seventh in club history for most games played in a rookie season

* Collected his first Major League hit in his debut on April 30, going 1-for-1 in a pinch-hit appearance

* Went 8-for-30 (.267) with a double, home run and six RBI over 32 games from the pinch and ranked third in the category among all qualifying rookies

Made his Postseason debut in Game 2 of the NLDS...collected his first Postseason hit with a pinch-hit single to right in the bottom of the sixth and later scored one of two runs in a 4-2 loss...concluded his Postseason campaign slashing .375/.375/.375 and collected a hit in three of his four games with one run scored...recorded his first walk-off home run on June 21 vs. Colorado...accompanied Alex Verdugo (June 22) and Will Smith (June 23) as the only trio of rookies in Major League history to launch walk-off home runs in three consecutive games...swiped five bags to rank 13th among NL rookies and tied for third in the category among Dodger rookies since 2012...hit his first Major League homer on June 14 with a two-run shot in the second inning against Chicago (NL)...registered three consecutive games with a home run from July 16 to 20...hit .379 (25-for-66) with five doubles, a triple and three homers with runners in scoring position...finished 12th among qualifying rookies with 37 RBI in the category...optioned to Oklahoma City on May 5 and later recalled on May 17...placed on the 10-day injured list with a left hip flexor strain on June 5 (retroactive June 3)...made a rehab assignment with Rancho

Cucamonga for a pair of appearances beginning on June 9 and was later optioned to Oklahoma City on June 20...recalled to Los Angeles on June 21 before making his last stop at Triple-A on July 10...spent the balance of the second half with the Dodgers after being recalled on July 15...played 32 games with Triple-A Oklahoma City where he batted .306/.378/.455 with seven doubles, a triple, three homers and 18 RBI

2018

* Played in 31 total games for the Triple-A Oklahoma City Dodgers in the Pacific Coast League where he slashed .277/.378/.406 with 13 runs, 10 doubles and 12 RBIs...also spent time on a rehab assignment with the AZL Dodgers where he appeared in three games after undergoing surgery to repair the UCL ligament in his thumb

* For Oklahoma City, appeared in 16 games at first base, four games at second base, four games at third base and five games in left field

2017

* Spent the entire season with Double-A Tulsa and was named Texas League Player of the Year following a breakout season where he slashed .326/.378/.505 with 61 runs, 31 doubles, one triple, 15 homers and 69 RBI in 116 games

* Led the Texas League in batting average (T-1st), OPS (.883) and doubles (T-1st), while also ranking among the best in hits (143, 3rd), extra-base hits (47, T-2nd), total bases (221, 3rd), home runs (T-12th), RBI (T-5th), OBP (4th) and SLG (2nd)

* Selected as Texas League mid-season All-Star and MiLB.com's Organizational All-Star...also named Texas League Player of the Week in the period ending Aug. 6

Appeared in 55 games at first base, 49 games at third base, three games in right field, two games in left field and one game at second base for the Drillers...following the season, played in the Arizona Fall League with the Glendale Desert Dogs hitting .242 with two homers and 10 RBI...selected to participate in the AFL Rising Stars Game

2016

* Spent 2016 with Advanced-A Rancho Cucamonga where he compiled a .297/.352/.425 line with 66 runs, 30 doubles, 11 home runs and 88 RBI over a team-leading 124 games (T-1st, Erick Mejia)

* Ranked in the top 10 in the Cal League in hits (145, 6th), doubles (30, T-6th), RBI (88, 3rd) and average (.297, T-7th)

* Earned post-season All-Star honors (CAL) after going 4-for-14 (.286) with four runs, a double, three RBI, three walks and four strikeouts over three games

Slashed .278/.340/.363 with 29 runs, 65 hits, 11 doubles, three homers and 39 RBI over 234 at-bats (62 games) pre All-Star...came back and wrapped up his first full-season of pro ball hitting .314/.364/.482 with 37 runs, 80 hits, 19 doubles, eight home runs and 49 RBI over 255 at-bats (62G)...had a career-high four RBI day on July 8, 2016 at High Desert...split time between the infield corners, playing the majority of the season at first (.991FPCT) and 51 games with 50 starts at third (.930FPCT)

2015

* Began the season at Rookie-level Ogden (6 games) before spending the balance of 2015 at Single-A Great Lakes (62)

* Started his professional career going 12-for-25 (.480/.519/.520) over six games against Pioneer League pitching

* Promoted to Single-A Great Lakes on June 26 where he slashed .297/.353/.390 with 37 runs, seven doubles, two triples, four home runs and 25 RBI over 246 at-bats

Ranked top five among Loons in runs (37, 4th), hits (73, 5th), triples (two, T-3rd), home runs (four, T-3rd) and walks (21, T-4th)...made 38 starts at third and 18 starts at first between the two levels

Personal

Matthew Thomas Beaty...attended Dresden High School in Tennessee, where he earned All-State honors three times and was a two-time District Player of the Year...also played basketball, golf and football...played in the Northwoods League for the Green Bay Bullfrogs where he was named MVP after his junior year in college...named to the OVC Commissioner's Honor Roll in 2013 as a sophomore and was named Atlantic Sun All-Freshman Team in 2012 at Belmont University...drafted by the Kansas City Royals in the 48th round of the 2011 First-Year Player Draft but did not sign...selected by the Dodgers in the 12th round of the 2015 First-Year Player Draft and signed by scout Marty Lamb.

Career Batting Record

| Year | Team | AVG | G | AB | R | H | 2B | 3B | HR | RBI | SH | SF | HP | BB | SO | SB | CS | OBP | SLG | E |
|-----------------------|------------------|------|-----|------|-----|-----|----|----|----|-----|----|----|----|-----|-----|----|----|------|------|----|
| 2015 | Great Lakes | .297 | 62 | 246 | 37 | 73 | 7 | 2 | 4 | 25 | 1 | 3 | 2 | 21 | 28 | 2 | 1 | .353 | .390 | 8 |
| | Ogden | .480 | 6 | 25 | 3 | 12 | 1 | 0 | 0 | 3 | 1 | 0 | 0 | 2 | 3 | 2 | 2 | .519 | .520 | 1 |
| 2016 | Rancho Cucamonga | .297 | 124 | 489 | 66 | 145 | 30 | 0 | 11 | 88 | 0 | 7 | 6 | 40 | 74 | 6 | 1 | .352 | .425 | 13 |
| 2017 | Tulsa | .326 | 116 | 438 | 61 | 143 | 31 | 1 | 15 | 69 | 0 | 4 | 4 | 35 | 54 | 3 | 3 | .378 | .505 | 11 |
| 2018 | Oklahoma City | .277 | 31 | 101 | 13 | 28 | 10 | 0 | 1 | 12 | 1 | 1 | 5 | 12 | 17 | 0 | 0 | .378 | .406 | 2 |
| | AZL | .375 | 3 | 8 | 0 | 3 | 0 | 0 | 0 | 2 | 0 | 0 | 0 | 0 | 0 | 0 | 0 | .375 | .375 | 0 |
| 2019 | LOS ANGELES | .265 | 99 | 249 | 36 | 66 | 19 | 1 | 9 | 46 | 0 | 0 | 2 | 17 | 33 | 5 | 0 | .317 | .458 | 3 |
| | Oklahoma City | .306 | 32 | 121 | 17 | 37 | 7 | 1 | 3 | 18 | 0 | 0 | 4 | 10 | 12 | 0 | 0 | .378 | .455 | 0 |
| | Rancho Cucamonga | .286 | 2 | 7 | 2 | 2 | 2 | 0 | 0 | 1 | 0 | 0 | 0 | 0 | 2 | 0 | 0 | .286 | .571 | 0 |
| Major League- 1 year | | .265 | 99 | 249 | 36 | 66 | 19 | 1 | 9 | 46 | 0 | 0 | 2 | 17 | 33 | 5 | 0 | .317 | .458 | 3 |
| Dodger Totals- 1 year | | .265 | 99 | 249 | 36 | 66 | 19 | 1 | 9 | 46 | 0 | 0 | 2 | 17 | 33 | 5 | 0 | .317 | .458 | 3 |
| Minor League- 5 years | | .309 | 376 | 1435 | 199 | 443 | 88 | 4 | 34 | 218 | 3 | 15 | 21 | 120 | 190 | 13 | 7 | .367 | .447 | 40 |

Career Postseason Batting Record

| Year | Team | AVG | G | AB | R | H | 2B | 3B | HR | RBI | SH | SF | HP | BB | SO | SB | CS | OBP | SLG |
|-------------------|-------------------|------|---|----|---|---|----|----|----|-----|----|----|----|----|----|----|----|------|------|
| 2019 | NLDS: LAD vs. WSH | .375 | 4 | 8 | 1 | 3 | 0 | 0 | 0 | 0 | 0 | 0 | 0 | 0 | 1 | 0 | 0 | .375 | .375 |
| Postseason Totals | | .375 | 4 | 8 | 1 | 3 | 0 | 0 | 0 | 0 | 0 | 0 | 0 | 0 | 1 | 0 | 0 | .375 | .375 |
| LDS Totals | | .375 | 4 | 8 | 1 | 3 | 0 | 0 | 0 | 0 | 0 | 0 | 0 | 0 | 1 | 0 | 0 | .375 | .375 |

Career Single-Game Bests

| | | | |
|-------------------|--------------------------------------|-------------------------|---|
| Most Hits: | 3 (4x), last: August 27, 2019 at SD | Most Stolen Bases: | 1 (5x), last: September 13, 2019 at NYM |
| Most RBI: | 4 (2x), last: August 13, 2019 at MIA | Most Walks: | 2 (4x), last: August 29, 2019 at ARI |
| Most Home Runs: | 1 (9x) last: September 8, 2019 vs SF | Longest Hitting Streak: | 5 games. June 6-20, 2019 |
| Most Runs Scored: | 3, July 18, 2019 at PHI | Grand Slams: | --- |

Career Fielding Record

| Position | PCT | G | PO | A | E | TC | DP |
|-------------|-------|----|-----|----|---|-----|----|
| First Base | .986 | 35 | 197 | 19 | 3 | 219 | 15 |
| Third Base | 1.000 | 9 | 4 | 7 | 0 | 11 | 1 |
| Left Field | 1.000 | 34 | 46 | 1 | 0 | 47 | 0 |
| Right Field | 1.000 | 2 | 1 | 0 | 0 | 1 | 0 |

Career Transactions

· June 10, 2015: Drafted by the Los Angeles Dodgers in the 12th round of the 2015 amateur draft. Player signed June 13, 2015.

Injured List

· June 6-13, 2019 (left hip flexor strain)



Cody

BELLINGER

IF/OF | 35

@cody_bellinger

Bats: Left **Throws:** Left

Height: 6-4 **Weight:** 203

Opening Day Age: 24

Born: July 13, 1995 in Scottsdale, AZ

Resides: Scottsdale, AZ

Acquired: Drafted in the 4th round of the 2013 First Year Player Draft from Hamilton HS (AZ)

ML Service: 2.160

MLB Debut: April 25, 2017



Rookie of the Year
(2017)



Silver Slugger
(2019)



Gold Glove
(2019)

Career Highlights

- * 2019 NL MVP, Gold Glove winner and Silver Slugger recipient enters his fourth Major League season after putting together a career 2019 season which included ranking among NL leaders in batting average (.305, 9th), OBP (.406, 3rd), slugging percentage (.629, 2nd), OPS (1.035, 3rd), total bases (351, 1st), home runs (47, 3rd), runs (121, 2nd), RBI (115, 7th), walks (95, 6th) and extra-base hits (84, 2nd)
- * Became the 12th Dodger to garner MVP honors and joined Jackie Robinson and Don Newcombe as the only Dodgers to earn both Rookie of the Year and MVP honors...is the only Dodger to collect MVP, Gold Glove and Silver Slugger accolades in the same season
- * Named a 2019 Gold Glove winner for right field after turning in a National League-leading .990 fielding percentage for right fielders...led the league in defensive runs saved (19) for all right fielders (T-2nd overall, 22) and tied for fourth in the NL with 10 outfield assists, while ranking among the NL outfield leaderboard in fielding percentage (.988, 11th), range runs (6.2, 5th), Ultimate Zone Rating (10.3, 2nd), Ultimate Zone Rating/150 (13.7, 2nd) and innings played (1082.0, 16th)
- * Launched his 100th career home run on Aug. 2, 2019...according to Baseball Reference, he is the fastest player in Dodger franchise history to reach 100 career homers, taking just 401 games to surpass Mike Piazza's 422-game mark...over the past 10 seasons only Joey Gallo (377G) and Giancarlo Stanton (400G) have reached the milestone quicker
- * His 111 home runs in his first three big league seasons are the most ever for a Dodger and rank fourth most in MLB history...is one of 10 players to post 280+ RBI (288), 280+ R (292) and 200+ extra-base hits (213) through his first three MLB seasons (last: Ryan Braun, 2007-09)
- * Was named 2018 NLCS MVP after leading the Dodgers to victories with game-winning RBI in Game 4 (walk-off single in 13th) and Game 7 (two-run home run)
- * Honored with the 2017 Players Choice Award for Outstanding NL Rookie and recognized by the Sporting News as the publications' NL Rookie of the Year...finished ninth place in the NL MVP voting in 2017, when he completed the season ranked among the NL leaders in home runs (2nd), home runs per at-bat (12.31, 2nd), game-winning RBI (17, 4th), slugging percentage (5th), extra-base hits (69, 8th), OPS (10th) and RBI (T-13th)
- * His 39 home runs in 2017 established a National League rookie home run record, surpassing previous record holders Wally Berger (1930) and Frank Robinson (1956), who each belted 38 homers...also recorded six multi-home run games, which according to Stats, LLC, were the most ever by a rookie in Dodger history and the third most all-time, trailing just Mark McGwire (1987) and AL Rookie of the Year winner Aaron Judge (2017), who each collected seven multi-homer contests
- * Had his contract selected on April 25, 2017 and made his Major League debut that day as the starting left fielder at San Francisco...picked up his first career hit in his fourth plate appearance of that game with an infield single off of Neil Ramirez
- * Belted his first two career home runs on April 29, 2017 against the Phillies, slugging a solo shot off of Zach Eflin in the seventh inning for his first big league homer...became the first Dodger since Yasiel Puig (2 HR, June 4, 2013 vs. SD) to hit multiple home runs in the first game in which he ever hit a homer
- * Entered the 2017 season rated as the Dodgers' No. 1 prospect and 32nd best overall prospect by MLB.com, and rated by Baseball America as the seventh-best overall prospect in baseball...selected as 2016 Baseball America's Double-A All-Star and MiLB.com Organizational All-Star...selected as a 2015 mid- and post-season California League All-Star, and was also honored as the MVP of the league championship series for the title-winning Quakes...posted a .271/.352/.503 slashline with 66 homers and 257 RBI in 132 career minor league games from 2013-17
- * Selected by the Dodgers in the fourth round of the 2013 First-Year Player Draft out of Hamilton High School (AZ)

Year-By-Year

2019

* Saw a career-year hallmarked by MVP, Gold Glove, Silver Slugger and All-Star recognition after ranking among NL leaders in batting average (.305, 9th), OBP (.406, 3rd), slugging percentage (.629, 2nd), OPS (1.035, 3rd), total bases (351, 1st), home runs (47, 3rd), runs (121, 2nd), RBI (115, 7th), walks (95, 6th) and extra-base hits (84, 2nd)

* His 47 home runs on the season rank as the third highest single-season total in franchise history, trailing just Shawn Green (49, 2001) and Adrian Beltre (48, 2004)

* Collected his first Gold Glove (right field) after turning in a National League-leading .990 fielding percentage for right fielders...led the league in defensive runs saved (19) for all right fielders (T-2nd overall, 22) and tied for fourth in the NL with 10 outfield assists, while ranking among the NL outfield leaderboard in fielding percentage (.988, 11th), range runs (6.2, 5th), Ultimate Zone Rating (10.3, 2nd), Ultimate Zone Rating/150 (13.7, 2nd) and innings played (1082.0, 16th)

Participated in his second All-Star game...received the most votes in the Starters Election during the Primary Round and started the game in center field...garnered his first NL Player of the Month honor for April after compiling a .416/.505/.843/1.347 slashline with a league-leading 10 homers, 29 RBI and 25 runs, accompanied with six doubles, a triple and 18 walks against 13 strikeouts...became the 12th Dodger to garner MVP honors and joined Jackie Robinson and Don Newcombe as the only Dodgers to earn both Rookie of the Year and MVP honors...is the only Dodger to collect MVP, Gold Glove and Silver Slugger accolades in the same season...on Aug. 2, launched his 100th career home run...according to Baseball Reference, he is the fastest player in Dodger franchise history to reach 100 career homers, taking just 401 games to surpass Mike Piazza's 422-game mark...over the past 10 seasons only Joey Gallo (377G) and Giancarlo Stanton (400G) have reached the milestone quicker...drove in a trio of runs for the 10th time this season on Aug. 20 to reach a career-high 100 RBI...he is the first Dodger to reach the century mark since Adrian Gonzalez accomplished the feat in 2014 (116 RBI)...surpassed Gil Hodges' and Duke Snider's 25 round trippers to own the most home homers in Dodger history after launching his 26th home run on Sept. 18, finished the season with 27 homers at Dodger Stadium...hit his 28th and 29th home runs of the season on July 3 to surpass Gil Hodges and Duke Snider (28) for most homers prior to the All-Star break...became the 38th player in Major League Baseball history to reach the 30-homer plateau prior to the All-Star break...he is the 19th player in the NL to reach the mark and the only Dodger to reach 30...had a career-night on March 30, going 4-for-6 with two homers and six RBI...it was his eighth career multi-homer game and it matched a career-high with six RBI (last: Sept. 15, 2018 at St. Louis)...wrapped the regular season with seven extra-base hits over the last 10 games at a .314/.385/.686 clip and reached base in 28 of his last 31 games, including a 16-game on-base streak from Aug. 24 to Sept. 10, where slashed .231/.403/.442 with a trio of doubles, a triple, two homers and six RBI...named NL Player of the Week on April 8 after hitting .417 (10-for-24) with 10 runs, two doubles, a triple, three home runs, 10 RBI and two walks over six games

2018

* Appeared in 162 games in 2018, slashing .260/.343/.470 with 84 runs, 28 doubles, seven home runs, 25 home runs, 76 RBI and 14 stolen bases

* Led the team in games played, hits (145) and multi-hit games (41) in 2018 and became the first Dodger since Matt Kemp in 2010 to play in 162 or more games in a season and is tied for the fourth most games played in a season in Dodger history

* Showed his defensive versatility, appearing at first base (110 games, 85 starts), center field (78 games, 50 starts), right field (five games) and left field (one game)

Was one of 10 Major Leaguers with at least 25 homers and 14 stolen bases in 2018...his seven triples ranked second on the team and ninth in the National League...hit home runs in four consecutive games from June 5-8 for the first time in his career...recorded his first longball of the season on April 1 vs. Giants, which was the 40th of his career, a milestone he reached in just 136 games. According to STATS, LLC., that is the third fewest number of contests needed to hit 40 all-time, trailing Rudy York (129) and Mark McGwire (110)...blasted two grand slams, June 22 at NYM off of Zack Wheeler and August 2 vs. MIL off of Jhoulys Chacin...appeared in all 12 of the Dodgers' Postseason games and was awarded the 2018 NLCS MVP after driving in the game-winning runs in Games 4 and 7...his 13th inning walk-off single in Game 4 was his first career walk-off hit...also blasted a go-ahead two-run home run in the second inning of Game 7

2017

* Named National League Rookie of the Year unanimously and selected as an All-Star in his first Major League season...became the Dodgers 18th Rookie of the Year and the 22nd player overall to win the award by unanimous vote

* Finished ninth in the NL MVP voting, was also honored with the 2017 Players Choice Award for Outstanding NL Rookie and recognized by the Sporting News as the publications' NL Rookie of the Year

* His 39 home runs in 2017 established a National League rookie home run record, surpassing previous record holders Wally Berger (1930) and Frank Robinson (1956), who each belted 38 homers...also recorded six multi-home run games, which according to Stats, LLC, were the most ever by a rookie in Dodger history and the third most all-time, trailing just Mark McGwire (1987) and AL Rookie of the Year winner Aaron Judge (2017), who each collected seven multi-homer contests

Including his record breaking home run season, also set Los Angeles (since 1958) single-season rookie records in slugging percentage (.581) and OPS (.933), while ranking among the all-time club rookie leaders in runs (4th), doubles (T-4th), RBI (2nd), batting average (10th) and on-base percentage (4th)... ranked among Major League rookies in runs (2nd), home runs (2nd), RBI (2nd), extra-base hits (2nd), on-base percentage (2nd), slugging percentage (2nd), OPS (2nd), doubles (T-3rd), walks (64, 4th), triples (T-5th), stolen bases (T-5th) and hits (128, T-7th)... selected to the National League All-Star team and became the first position player in Dodger history to make the team in his first season in the Majors... also became the youngest position player to be honored as an All-Star in franchise history at 21 years, 354 days old and the third-youngest Dodger All-Star overall (at the time of their selection), behind only Fernando Valenzuela (20 years, 281 days in 1981) and Ralph Branca (21 years, 183 days in 1947)... participated in the HR Derby, becoming the eighth Dodger and third LA rookie to partake in the event... after having his contract selected from Triple-A OKC on April 25, he posted a .267/.352/.581 slashline with 87 runs, 26 doubles, four triples, 39 home runs, 97 RBI and 10 stolen bases in 132 games in his first big league season...ranked among the NL leaders in home runs (2nd), home runs per at-bat (12.31, 2nd), game-winning RBI (17, 4th), slugging percentage (5th), extra-base hits (69, 8th), OPS (10th) and RBI (T-13th)...his 12 home runs off of a left-handed pitcher was the most in the Majors by a left-handed hitter and the most by left-handed Los Angeles Dodger hitter since 1974...posted a .271/.335/.568 slashline against southpaws with six doubles, two triples and 42 RBI...hit .297 (43-for-145) with 18 homers and 39 RBI from the seventh inning and later, while hitting .299 (20-for-67) with six homers and 15 RBI in close and late situations...on July 15 at Miami, completed the third cycle in Los Angeles Dodger history (Wes Parker-1970, Orlando Hudson-2009) with a triple in the seventh inning...became just the ninth Dodger in franchise history to accomplish the feat and the first rookie to do so...according to Elias, became the first rookie to hit as many as 20 homers and also have a cycle in one season ...homered on June 20, his 10th in 10 games, becoming just the second Dodger ever to accomplish that feat (Shawn Green, 2002)... became first MLB player to hit 10 in 10 games since Troy Tulowitzki in 2010...recorded the most homers as a Dodger in a season at 21 or younger, besting Adrián Beltré, who slugged 20 homers at 21 in 2000... named NL Rookie of the Month for May and June... established a new Dodgers rookie record for RBI in the month of May (27), and tied Dick Cox for the third-most RBI by a rookie in any calendar month, following James Loney (32, September 2007) and Del Bissonette (29, June 1928)...hit an MLB-best 13 homers in 28 June games, which tied for third most all-time by a rookie in a single month with Jimmie Hall, who hit 13 in Aug. 1963 with Minnesota...was also named NL Player of the Week for the week ending in May 7 and June 25...according to Elias Sports Bureau, became the first player in Major League history with back-to-back multi-homer games at 21 years old or younger on June 11-13 and became the only player to have four multi-homer games in his first 45 career regular-season games in the big leagues... had his contract selected on April 25, 2017 and made his Major League debut that day as the starting left fielder at San Francisco...picked up his first career hit in his fourth plate appearance of that game with an infield single off of Neil Ramirez...belted his first two career home runs on April 29, 2017 against the Phillies, slugging a solo shot off of Zach Eflin in the seventh inning for his first big league homer... became the first Dodger since Yasiel Puig (2 HR, June 4, 2013 vs. SD) to hit multiple home runs in the first game in which he ever hit a homer...started all 15 Postseason games and hit .219 (14-for-64) with four doubles, one triple, three home runs and nine RBI... became the all-time Dodger rookie Postseason record holder in hits, extra-base hits (8), home runs, RBI, runs (10) and total bases (29)...posted a .343/.429/.627 slashline with four doubles, five homers and 15 RBI in 18 games with Triple-A Oklahoma City...prior to his promotion, he ranked among the PCL leaders in runs (15, T-4th), home runs (T-4th), RBI (T-8th), total bases (42, T-6th), stolen bases (7, T-2nd), on-base percentage (11th), slugging percentage (9th) and OPS (1.055, 7th)

2016

* Combined to post a .271/.365/.507 slashline with 17 doubles, 26 home runs and 71 RBI in 117 games with Double-A Tulsa and Triple-A Oklahoma City

* Spent majority of the season with the Drillers, hitting .263 with 23 homers and 65 RBI in 114 games and was selected as Double-A All-Star by Baseball America after ranking among the Texas League leaders in home runs (T-3rd), walks (59, T-3rd) slugging percentage (.484, T-3rd), OPS (.843, 3rd), on-base percentage (.359, T-5th), RBI (T-9th), and extra-base hits (41, T-10th)

* Promoted to Oklahoma City on Sept. 3 and hit .545 (6-for-11) with three home runs and six RBI in three games and also appeared in nine postseason games for the OKC Dodgers, hitting .250 (9-for-36) with a homer and five RBI

* Following the season, played in the Arizona Fall League for the Glendale Desert Dogs, earning a selection to the league's All-Star Prospect Team and starting at first base in the league's Rising Stars Game

2015

* Spent the entire campaign with Advanced-A Rancho Cucamonga and led the Single-A California League with 103 RBI and 97 runs scored, while placing second with 30 homers and batting .264 in 128 games

* Was honored as the MVP of the California League championship series, batting .324 with three homers and seven RBI in eight postseason games to lead the Quakes to a league title

Selected as a mid- and post-season California League All-Star...also tied for seventh with 33 doubles and ranked third with 257 total bases

2014

Combined to hit .312 with 14 doubles, six triples, three home runs and 34 RBI along with a .352 on-base percentage and .474 slugging percentage with Rookie-level AZL Dodgers and Rookie-level Ogden

2013

Made his professional debut with Rookie-level AZL Dodgers and batted .210 with a homer and 30 RBI in 47 games

Personal

Cody James Bellinger...graduated from Hamilton High School in Chandler, AZ...played in the 2007 Little League World Series and is one of 14 Major Leaguers to play in both the Little League World Series and the MLB World Series...he is the first Arizona born player to win the MVP (2019)...is the son of former Major Leaguer Clay Bellinger, who was a two-time World Series champion with Yankees (1999, 2000)... signed by scout Dustin Yount

| Career Batting Record | | | | | | | | | | | | | | | | | | | | |
|------------------------|------------------|------|-----|------|-----|-----|----|----|-----|-----|----|----|----|-----|-----|----|----|------|-------|----|
| Year | Team | AVG | G | AB | R | H | 2B | 3B | HR | RBI | SH | SF | HP | BB | SO | SB | CS | OBP | SLG | E |
| 2013 | AZL Dodgers | .210 | 47 | 162 | 25 | 34 | 9 | 6 | 1 | 30 | 1 | 0 | 1 | 31 | 46 | 3 | 3 | .340 | .358 | 6 |
| 2014 | Ogden | .328 | 46 | 195 | 49 | 64 | 13 | 6 | 3 | 34 | 0 | 3 | 0 | 14 | 35 | 8 | 0 | .368 | .503 | 7 |
| | AZL Dodgers | .150 | 5 | 20 | 2 | 3 | 1 | 0 | 0 | 0 | 0 | 0 | 0 | 1 | 5 | 0 | 0 | .190 | .200 | 0 |
| 2015 | Rancho Cucamonga | .264 | 128 | 478 | 97 | 126 | 33 | 4 | 30 | 103 | 2 | 8 | 4 | 52 | 150 | 10 | 2 | .336 | .538 | 7 |
| 2016 | Tulsa | .263 | 114 | 399 | 61 | 105 | 17 | 1 | 23 | 65 | 0 | 4 | 3 | 59 | 94 | 8 | 2 | .359 | .484 | 2 |
| | Oklahoma City | .545 | 3 | 11 | 5 | 6 | 0 | 0 | 3 | 6 | 0 | 0 | 0 | 1 | 0 | 0 | 0 | .583 | 1.364 | 0 |
| 2017 | LOS ANGELES | .267 | 132 | 480 | 87 | 128 | 26 | 4 | 39 | 97 | 0 | 3 | 1 | 64 | 146 | 10 | 3 | .352 | .581 | 5 |
| | Oklahoma City | .343 | 18 | 67 | 15 | 23 | 4 | 0 | 5 | 15 | 0 | 0 | 1 | 9 | 22 | 7 | 0 | .429 | .627 | 0 |
| | AZL Dodgers | .353 | 1 | 3 | 1 | 1 | 0 | 0 | 1 | 4 | 0 | 1 | 0 | 0 | 1 | 0 | 0 | .250 | 1.333 | 0 |
| 2018 | LOS ANGELES | .260 | 162 | 557 | 84 | 145 | 28 | 7 | 25 | 76 | 0 | 3 | 3 | 69 | 151 | 14 | 1 | .343 | .470 | 4 |
| 2019 | LOS ANGELES | .305 | 156 | 558 | 121 | 179 | 34 | 3 | 47 | 115 | 0 | 4 | 3 | 95 | 108 | 15 | 5 | .406 | .629 | 4 |
| Major League- 3 years | | .278 | 450 | 1595 | 292 | 443 | 88 | 14 | 111 | 288 | 0 | 10 | 7 | 228 | 405 | 39 | 9 | .368 | .559 | 13 |
| Dodger Totals- 3 years | | .278 | 450 | 1595 | 292 | 443 | 88 | 14 | 111 | 288 | 0 | 10 | 7 | 228 | 405 | 39 | 9 | .368 | .559 | 13 |
| Minor League- 6 years | | .271 | 362 | 1335 | 255 | 362 | 77 | 17 | 66 | 257 | 3 | 16 | 9 | 167 | 353 | 36 | 7 | .352 | .503 | 22 |

| Career Postseason Batting Record | | | | | | | | | | | | | | | | | | | | |
|----------------------------------|-------------------|------|----|-----|----|----|----|----|----|-----|----|----|----|----|----|----|----|------|------|---|
| Year | Team | AVG | G | AB | R | H | 2B | 3B | HR | RBI | SH | SF | HP | BB | SO | SB | CS | OBP | SLG | E |
| 2017 | NLDS: LAD vs. ARI | .214 | 3 | 14 | 3 | 3 | 0 | 0 | 1 | 2 | 0 | 0 | 0 | 1 | 6 | 0 | 0 | .267 | .429 | |
| | NLCS: LAD vs. CHC | .318 | 5 | 22 | 3 | 7 | 2 | 0 | 1 | 2 | 0 | 0 | 0 | 1 | 6 | 1 | 0 | .278 | .133 | |
| | WS: LAD vs. HOU | .143 | 7 | 28 | 4 | 4 | 2 | 1 | 1 | 5 | 0 | 0 | 0 | 1 | 17 | 0 | 0 | .200 | .217 | |
| 2018 | NLDS: LAD vs. ATL | .000 | 4 | 11 | 1 | 0 | 0 | 0 | 0 | 0 | 0 | 0 | 0 | 4 | 4 | 2 | 0 | .267 | .000 | |
| | NLCS: LAD vs. MIL | .200 | 7 | 25 | 3 | 5 | 1 | 0 | 1 | 4 | 0 | 0 | 0 | 1 | 6 | 2 | 0 | .231 | .360 | |
| | WS: LAD vs. BOS | .063 | 5 | 16 | 1 | 1 | 0 | 0 | 0 | 0 | 0 | 0 | 0 | 0 | 6 | 0 | 1 | .063 | .063 | |
| 2019 | NLDS: LAD vs. WAS | .211 | 5 | 19 | 2 | 4 | 1 | 0 | 0 | 0 | 0 | 0 | 0 | 2 | 7 | 3 | 0 | .286 | .263 | |
| Postseason Totals | | .178 | 36 | 135 | 17 | 24 | 6 | 1 | 4 | 13 | 0 | 0 | 0 | 10 | 52 | 8 | 1 | .234 | .326 | |
| LDS Totals | | .159 | 12 | 44 | 6 | 7 | 1 | 0 | 1 | 2 | 0 | 0 | 0 | 7 | 17 | 5 | 0 | .275 | .250 | |
| LCS Totals | | .255 | 12 | 47 | 6 | 12 | 3 | 0 | 2 | 6 | 0 | 0 | 0 | 2 | 12 | 3 | 0 | .286 | .447 | |
| WS Totals | | .114 | 12 | 44 | 5 | 5 | 2 | 1 | 1 | 5 | 0 | 0 | 0 | 1 | 23 | 0 | 1 | .133 | .273 | |

| Career Single-Game Bests | | | |
|--------------------------|--------------------------------------|-------------------------|--|
| Most Hits: | 4 (3x), last: March 20, 2019 vs. ARI | Most Stolen Bases: | 2 (2x), June 8, 2018 vs. ATL |
| Most RBI: | 6 (2x), last: March 30, 2019 vs. ARI | Most Walks: | 3 (6x), last: September 2, 2019 vs. COL |
| Most Home Runs: | 2 (11x), last: July 15, 2019 at PHI | Longest Hitting Streak: | 12 games (2x), last: May 24- June 5, 2019 |
| Most Runs Scored: | 4 (2x), last: July 15, 2019 at PHI | Grand Slams: | 1 (5x), last: September 22, 2019 vs. COL (McGee) |

| Career Fielding Record | | | | | | | |
|------------------------|-------|-----|------|----|---|------|-----|
| Position | PCT | G | PO | A | E | TC | DP |
| First Base | .996 | 239 | 1582 | 64 | 7 | 1653 | 141 |
| Right Field | .991 | 125 | 207 | 10 | 2 | 219 | 2 |
| Left Field | .982 | 40 | 54 | 1 | 1 | 56 | 0 |
| Center Field | .984 | 107 | 183 | 2 | 3 | 188 | 0 |
| Right Field | 1.000 | 10 | 9 | 0 | 0 | 9 | 0 |

Career Transactions

· June 7, 2013: Drafted by the Los Angeles Dodgers in the 4th round of the 2013 amateur draft. Player signed June 13, 2013.

Injured List

· Aug. 20- Aug. 30, 2018 (mild right ankle sprain)

It's an
LA thing
2·0·2·0



KENESAW MOUNTAIN LANDIS
MEMORIAL BASEBALL AWARD
2020
MOST VALUABLE PLAYER
NATIONAL LEAGUE
CODY BELLINGER
LOS ANGELES DODGERS



Mookie

BETTS

OF | 50

@mookiebetts

Bats: Right **Throws:** Right

Height: 5-9 **Weight:** 180

Opening Day Age: 27

Born: October 7, 1992 in Nashville, TN

Resides: Nashville, TN

Acquired: Trade along with David Price for Alex Verdugo, Jeter Downs and Connor Wong

ML Service: 5.070

MLB Debut: June 29, 2014



Career Summary

- * Power-hitting outfielder enters his seventh Major League season with a .301/.374/.519 career slash line with 229 doubles, 26 triples, 139 home runs, 470 RBI and 126 stolen bases...owns a .992 fielding percentage over 765 games at the big league level
- * Since his MLB debut, he ranks amongst the best in the MLB in runs (613, 1st), doubles (229, 1st), extra-base hits (394, 2nd), and hits (965, 4th)
- * Has earned several accolades throughout his big league time – All-Star (2016-19), Silver Slugger (2016, 2018-19), Gold Glove (2016-19), American League MVP (2018), and Wilson Defensive Player of the Year (2016, 2018)...is the only AL player to ever win the World Series and earn MVP, Gold Glove and Silver Slugger awards in a single season
- * Hit for the cycle on August 9 at Toronto, the only MLB player to do so in 2018...singled in the 1st inning, tripled in the 2nd, doubled in the 4th and homered in the 9th to become the 21st player in Red Sox history to accomplish the feat
- * Slugged his first big league home run on July 2, 2014 against Chicago (NL) off Carlos Villanueva...later belted his first career grand slam on August 29, 2014 at Tampa Bay against Chris Archer
- * Only player in MLB history to steal 20+ bases and hit 40+ doubles in four consecutive seasons
- * Made his Major League debut on June 29, 2014 at New York (AL) and recorded his first major league hit that same night with a single off Chase Whitley in the fourth inning
- * Drafted by the Boston Red Sox in the 5th round of the 2011 MLB June Amateur Draft...signed by Danny Watkins

Year-By-Year

2019

- * In his sixth big league season, posted a .295/.391/.524 line with 135 runs (career-high), 40 doubles, five triples, 29 home runs, and 80 RBI in 150 games
 - * Led the MLB with 135 runs scored, tied for sixth place in Red Sox history with most runs scored in a season (also Ted Williams, 1941)
 - * Earned his fourth consecutive All-Star Game selection...voted in by the player ballot as an AL reserve
 - * Recorded 40+ doubles for a fifth consecutive season...only other Red Sox players to accomplish the feat were Wade Boggs (8) and David Ortiz (5)
 - * Since his MLB debut on June 29, 2014, he ranks amongst the best in the MLB in runs (613, 1st), doubles (229, 1st), extra-base hits (394, 2nd), and hits (965, 4th)
 - * On July 26 against the Yankees, went 4-for-5 with four runs, one double, three home runs, five RBI and a career-high 14 total bases...his three home run game was the 33rd three home run game in Red Sox history and 5th of Betts' career
- Entered July batting .261 with 13 home runs and an .835 OPS through 82 games and finished the season hitting .335 with a 1.010 OPS...led AL right fielders with 10 assists, which was second most in the Majors (1st, Bryce Harper with 13)...has scored 500+ runs in his first 674 games, the only active player to do so besides Albert Pujols who reached the mark in his 629th game...hit three home runs in the 12th inning

or later, tied with Charlie Blackmon for most in the Majors...prior to 2016, had never homered in the 12th inning or later...reached 500 career runs scored (4/30 at Oakland) in 674 games...drew a walk-off bases-loaded walk on 6/12 vs. Texas

2018

* American League MVP posted career-best numbers with a .346/.438/.640 slash line with 47 doubles, 32 homers and 30 stolen bases...appeared in 131 games (128 starts) in the outfield (115 in right field, 12 in center field) posting a .996 fielding percentage

* Earned the Gold Glove (third time) and Silver Slugger (second time) awards and named the AL Outstanding Player by the MLBPA

* Named the AL starting right fielder in his third straight All-Star Game...led the MLB at the break in average (.359)

* Hit for the cycle on August 9 at Toronto, the only MLB player to do so in 2018...singled in the 1st inning, tripled in the 2nd, doubled in the 4th and homered in the 9th to become the 21st player in Red Sox history to accomplish the feat

* Started each of the Red Sox' 14 postseason games, going 13-for-61 (.210) with 13 runs scored, four doubles, and one home run en route to winning a World Series

* Led the Majors in multiple categories: average (.346), slugging (.640), runs (T-1st, 129) while ranking second in OBP (.438), OPS (1.078) and extra-base hits (84)

* Scored 100+ runs for the 3rd consecutive season, joining Ted Williams (1939-42) as the only Red Sox player to ever record three 100-run seasons before turning 26

* Homered in three straight games for the first time in his career from May 2-4

* Recorded a season-best 24-game on-base streak from June 26 – July 24 during which he hit .381 (37-for-97)

Recorded his first career walk-off home run on July 27 against Minnesota in the 10th inning...became the second Red Sox player ever to hit 40+ doubles in four straight years, joining Wade Boggs (7 straight years, 1985-91)...was the only MLB player to steal 20+ bases and 40+ doubles in four consecutive seasons at the time...became the 3rd Red Sox player to hit for the cycle out of the leadoff spot...scored 42 runs in the Sox' first 40 games, the most ever by a Boston player through 40 team games...stands as only the second Major Leaguer to win the World Series, earn MVP, earn Gold Glove, and earn Silver Slugger award in a single season (Mike Schmidt, 1980)...named the overall Heart and Hustle Award winner by the MLB Players Alumni Association which is annually awarded to an active player who demonstrates a passion for baseball and embodies the values, spirit and tradition of the game

2017

* Second time Gold Glove winner slashed .264/.344/.459 at the plate and started all 153 games in right field...racked up 46 doubles, two triples, 24 home runs, and 26 stolen bases

* Led his team in games, runs, hits, doubles, home runs, RBI, walks stolen bases, extra-base hits, slugging and OPS...while ranking in the top 10 in the AL in runs (6th), doubles (3rd), RBI (T-7th), walks (T-10th), and stolen bases (T-8th)

* Voted to his second All-Star team via the player ballot...replaced injured Mike Trout in the starting lineup in center field

* Recorded three multi-HR games (June 14 at Philadelphia, July 2 at Toronto, September 12 vs. Oakland)...hit two from the leadoff spot

* In the Postseason, hit safely in each of the Sox' four ALDS games against Houston, going 5-for-16 with two doubles

Went 129 regular-season plate appearances without a strikeout from September 12, 2016 to April 19, 2017...posted a .987 fielding percentage from right field, committing only five errors all season...in the month of September, posted a .354/.417/.646 slash lines with six home runs, ten RBI, and two stolen bases...joined Ted Williams (1940-42) as the only Red Sox player to ever start multiple All-Star Games before turning 25...named AL Player of the Week twice (May 8 – 14 and June 26 – July...2)...selected as the Thomas A. Yawkey Award winner, awarded to the Red Sox MVP by the Boston Baseball Writers...finished sixth in AL MVP voting

2016

First time Gold Glove, Silver Slugger, and All-Star posted a .318/.363/.534 slash line with 42 doubles, five triples, 31 home runs, and career-high 113 RBI in 158 games...finished second in AL MVP voting Ranked amongst Major Leaguers in WAR (2nd), hits (2nd), runs (2nd), doubles (T-6th), RBI (5th), average (7th), slugging (16th), and OPS (18th)...also ranked 6th in the AL and 17th in the ML with 26 steal in only 30 attempts

Started in his first All-Star Game in right field...went 1-for-2 in the Midsummer Classic, singling to center off starter Johnny Cueto, going on to score a run

Twice he hit three home runs in the same game, becoming the youngest Major Leaguer to do so in a single season (June 1 at Baltimore, August 14 against Arizona)

Hit leadoff homeruns on July 21 and July 22 against Minnesota, his second time in 2016 accomplishing the feat in consecutive games (also May 31 and June 1 at Baltimore)

Awarded Wilson Defensive Player of the Year in right field...named AL Player of the Month in July where he led the AL in doubles (10), extra-base hits (16), and total bases (62, 1st in ML)...amassed great numbers at home, posting a Major League leading 113 hits at Fenway Park (most since Nomar Garciaparra had 118 in 2003) and also held a .314/.408/.569 slash line at home...posted a .997 fielding percentage over 157 games, all from right field...played in his first postseason, appearing in all three Divisional Series games in right field and posting a .200 average with a double...was the only outfielder in the big leagues with 200+ hits

2015

* Appeared in 145 games in his first full Major League season, tabbing 92 runs, 42 doubles, eight triples (career-high), 68 extra-base hits and 18 homers...spent 133 games in center field and 11 in right field

* Made his first Opening Day roster in his second season with the Red Sox...went 2-for-4 with a home run on the day and served as the club's youngest Opening Day leadoff hitter since Rico Petrocelli (age 21 in 1965)

* Topped the Majors with 69 RBI and 60 extra-base hits from the leadoff spot...also hit the team's only leadoff homer of the year on June 20 at Kansas City against Edison Volquez

* Recorded his first career walk-off hit on April 27 against Toronto with a single in the ninth inning

Was the hardest player to double up in the Majors, grounding into just two double plays in 597 AB (298.5 AB/GIDP)...had the team's two longest hit streaks in 2015, a 13-gamer from June 6 – 11 and an 18-gamer from August 24 – September 13...worth 6.0 wins above replacement according to Baseball Reference, tied for 7th-best in the American League...had a career-high 36-game on-base streak from August 24 to October 3, slashing .360/.416/.607 with seven homeruns during that span...named AL Player of the Week for June 15 – 21

2014

* Saw his first big league action in his fourth professional season, batting .291 with five homers and 18 RBI in 52 games over three stints with Boston

* Made his Major League debut on June 29 at New York (AL) and recorded his first major league hit that same night with a single off Chase Whitley in the fourth inning

* Hit his first big league home run on July 2 against Chicago (NL) off Carlos Villanueva...later belted his first career grand slam on August 29 at Tampa Bay against Chris Archer

* Appeared in 99 minor league games between Double-A Portland and Triple-A Pawtucket...slashed .346/.431/.529 line with 30 doubles, five triples, 11 home runs, and 65 RBI and reached base in 92 of those 99 games

Started at second base (14 G), center field (28 G) and right field (8 G) in his 52 games with Boston...hit his first career leadoff home run on September 21 at Baltimore and was the youngest Red Sox player with a leadoff shot since Bobby Doerr (1939, 21 years old)...garnered accolades at both the Major and Minor League levels...named Red Sox Minor League Offensive Player of the Year for the second time, named to Baseball America's Minor League All-Star team, earned a spot on the U.S. roster in the All-Star Futures Game, and awarded a spot on Baseball America's Major League All-Rookie team

2013

Split the season between Single-A Greenville and Advanced-A Salem, slashing .314/.417/.506 over 127 games

In his time with Single-A Greenville, held a .296 batting average with 24 doubles, one triple, eight home runs, and 26 RBI...started all 76 games at second base, posting a career-high 169 assists in 334 chances

With Advanced-A Salem, posted a .341 average (63-for-185) with 39 RBI and 20 stolen bases...started 49 of 50 total games at second base

Named to the South Atlantic League Mid-Season All-Star team with Greenville and was selected as the Red Sox Minor League Offensive Player of the Year after leading all Red Sox minor leaguers in total bases (234), doubles (tied, 36), stolen bases (38), and slugging percentage (.506, min. 250 AB)

2012

Played with Short-A Lowell for 71 games, securing eight doubles, one triple, and 20 stolen bases...led the team with 31 RBI in that time frame...named Red Sox Minor League Base Stealer of the Month for August/September...stole nine bases in nine attempts

2011

Appeared in one game for the Rookie-level Gulf Coast League Red Sox for his professional debut...started at shortstop on August 26, going 2-for-4 with two RBI and a stolen base

Personal

Markus Lynn Betts...has a daughter, Kynlee...graduated from John Overton High School (TN) in 2011 where he was a member of the baseball and basketball teams...earned Louisville Slugger High School All-American accolades during his senior season...his uncle, Terry Shumpert, played 14 seasons in the Majors with Kansas City (1990-94), Boston (1995), Chicago Cubs (1996), San Diego (1997), Colorado (1998-2002), and Tampa Bay (2003)...has a passion for bowling...participated in the Professional Bowlers Association's World Series of Bowling in 2015 and 2017 and bowled a perfect 300 at the 2017 World Series...drafted by the Boston Red Sox in the 5th round of the 2011 MLB June Amateur Draft... signed by Danny Watkins

| Career Batting Record | | | | | | | | | | | | | | | | | | | | | | |
|-----------------------|-------------|------|-----|------|-----|-----|-----|----|-----|-----|----|----|----|-----|-----|-----|----|------|-------|----|--|--|
| Year | Team | AVG | G | AB | R | H | 2B | 3B | HR | RBI | SH | SF | HP | BB | SO | SB | CS | OBP | SLG | E | | |
| 2011 | GCL Red Sox | .500 | 1 | 4 | 0 | 2 | 0 | 0 | 0 | 2 | 0 | 0 | 0 | 0 | 0 | 1 | 0 | .500 | 1.000 | 3 | | |
| 2012 | Lowell | .267 | 71 | 251 | 34 | 67 | 8 | 1 | 0 | 31 | 2 | 4 | 3 | 32 | 30 | 20 | 4 | .352 | .307 | 15 | | |
| 2013 | Greenville | .296 | 76 | 277 | 63 | 82 | 24 | 1 | 8 | 26 | 1 | 3 | 1 | 58 | 40 | 18 | 2 | .418 | .477 | 12 | | |
| | Salem | .341 | 51 | 185 | 30 | 63 | 12 | 3 | 7 | 39 | 1 | 1 | 1 | 23 | 17 | 20 | 2 | .414 | .551 | 6 | | |
| 2014 | BOSTON | .291 | 52 | 189 | 34 | 55 | 12 | 1 | 5 | 18 | 1 | 0 | 2 | 21 | 31 | 7 | 3 | .368 | .444 | 4 | | |
| | Portland | .355 | 54 | 214 | 56 | 76 | 18 | 3 | 6 | 34 | 0 | 3 | 1 | 35 | 20 | 22 | 3 | .443 | .551 | 4 | | |
| | Pawtucket | .335 | 45 | 185 | 31 | 62 | 12 | 2 | 5 | 31 | 0 | 0 | 0 | 26 | 30 | 11 | 4 | .417 | .503 | 1 | | |
| 2015 | BOSTON | .291 | 145 | 597 | 92 | 174 | 42 | 8 | 18 | 77 | 3 | 6 | 2 | 46 | 82 | 21 | 6 | .341 | .479 | 5 | | |
| | Portland | .500 | 1 | 4 | 1 | 2 | 0 | 0 | 1 | 1 | 0 | 0 | 0 | 0 | 0 | 0 | 0 | .500 | 1.250 | 0 | | |
| 2016 | BOSTON | .318 | 158 | 672 | 122 | 214 | 42 | 5 | 31 | 113 | 0 | 7 | 2 | 49 | 80 | 26 | 4 | .363 | .534 | 1 | | |
| 2017 | BOSTON | .264 | 153 | 628 | 101 | 166 | 46 | 2 | 24 | 102 | 0 | 5 | 2 | 77 | 79 | 26 | 3 | .344 | .459 | 5 | | |
| 2018 | BOSTON | .346 | 136 | 520 | 129 | 180 | 47 | 5 | 32 | 80 | 0 | 5 | 8 | 81 | 91 | 30 | 6 | .438 | .640 | 1 | | |
| 2019 | BOSTON | .295 | 150 | 597 | 135 | 176 | 40 | 5 | 29 | 80 | 0 | 9 | 3 | 97 | 101 | 16 | 3 | .391 | .524 | 2 | | |
| Major League- 6 years | | .301 | 794 | 3203 | 613 | 965 | 229 | 26 | 139 | 470 | 4 | 32 | 19 | 371 | 464 | 126 | 25 | .374 | .519 | 18 | | |
| Minor League-5 years | | .316 | 299 | 1120 | 215 | 354 | 74 | 10 | 27 | 164 | 6 | 9 | 6 | 174 | 137 | 92 | 15 | .408 | .472 | 41 | | |

| Career Postseason Batting Record | | | | | | | | | | | | | | | | | | | | | | |
|----------------------------------|-------------------|------|----|----|----|----|----|----|----|-----|----|----|-----|----|----|----|----|------|------|--|--|--|
| Year | Team | AVG | G | AB | R | H | 2B | 3B | HR | RBI | SH | SF | HBP | BB | SO | SB | CS | OBP | SLG | | | |
| 2016 | ALDS: BOS vs. CLE | .200 | 3 | 10 | 1 | 2 | 1 | 0 | 0 | 0 | 0 | 0 | 0 | 2 | 1 | 0 | 0 | .333 | .300 | | | |
| 2017 | ALDS: BOS vs. HOU | .313 | 4 | 16 | 2 | 5 | 2 | 0 | 0 | 0 | 0 | 0 | 0 | 1 | 4 | 1 | 0 | .353 | .438 | | | |
| 2018 | ALDS: BOS vs. NYY | .188 | 4 | 16 | 3 | 3 | 1 | 0 | 0 | 2 | 0 | 0 | 0 | 3 | 4 | 0 | 0 | .316 | .250 | | | |
| | ALCS: BOS vs. HOU | .217 | 5 | 23 | 5 | 5 | 2 | 0 | 0 | 1 | 0 | 0 | 1 | 1 | 2 | 0 | 0 | .280 | .304 | | | |
| | WS: BOS vs. LAD | .217 | 5 | 23 | 5 | 5 | 1 | 0 | 1 | 1 | 0 | 0 | 0 | 3 | 6 | 1 | 0 | .308 | .391 | | | |
| Postseason Totals | | .227 | 21 | 88 | 16 | 20 | 7 | 0 | 1 | 4 | 0 | 1 | 1 | 10 | 17 | 2 | 0 | .313 | .341 | | | |
| LDS Totals | | .238 | 11 | 42 | 6 | 10 | 4 | 0 | 0 | 2 | 0 | 0 | 0 | 6 | 9 | 1 | 0 | .333 | .333 | | | |
| LCS Totals | | .217 | 5 | 23 | 5 | 5 | 2 | 0 | 0 | 1 | 0 | 0 | 1 | 1 | 2 | 0 | 0 | .280 | .304 | | | |
| WS Totals | | .217 | 5 | 23 | 5 | 5 | 1 | 0 | 1 | 1 | 0 | 0 | 0 | 3 | 6 | 1 | 0 | .308 | .391 | | | |

| Career Single-Game Bests | | | |
|--------------------------|------------------------------------|-------------------------|--|
| Most Hits: | 5, August 26, 2016 vs. KC | Most Stolen Bases: | 3, May 17, 2018 vs. BAL |
| Most RBI: | 8 (2x), last July 2, 2017 at TOR | Most Walks: | 3 (8x), last: June 22, 2019 vs. TOR |
| Most Home Runs: | 3 (5x), last July 26, 2019 vs. NYY | Longest Hitting Streak: | 18 games, August 24 - September 13, 2015 |
| Most Runs Scored: | 5, April 10, 2018 vs. NYY | Grand Slams: | 4, last: July 12, 2018 (Happ) |

| Career Fielding Record | | | | | | | |
|------------------------|------|-----|------|----|----|------|----|
| Position | PCT | G | PO | A | E | TC | DP |
| Second Base | .956 | 15 | 25 | 40 | 3 | 68 | 7 |
| Center Field | .990 | 192 | 476 | 15 | 5 | 496 | 4 |
| Right Field | .992 | 585 | 1270 | 35 | 10 | 1315 | 5 |

Career Transactions

- June 7, 2011: Drafted by the Boston Red Sox in the 5th round of the 2011 amateur draft. Player signed August 15, 2011.

Injured List

- June 1 - June 11, 2018 (left abdominal strain)
- July 29 - August 9, 2015 (concussion)



Walker

BUEHLER

RHP | 21

@buehlersdayoff21



Bats: Right **Throws:** Right

Height: 6-2 **Weight:** 185

Opening Day Age: 25

Born: July 28, 1994 in Lexington, KY

Resides: Lexington, KY

Acquired: Drafted in the 1st round (24th overall) of the 2015 First Year Player Draft from Vanderbilt University

ML Service: 1.168

MLB Debut: September 7, 2017



Career Highlights

- * The 2019 All-Star enters his fourth MLB season after posting a 23-9 record with a 3.12 ERA (114 IP/329.0 IP) and a 1.04 WHIP in 62 career games (53 starts)
- * As a starter, he has gone 22-8 with a 2.85 ERA (101 ER/318.2 IP) with a 0.99 WHIP in 53 starts across two seasons
- * Threw his first career complete-game against the Rockies on June 21, 2019, allowing only two earned runs on three hits, while establishing career highs in strikeouts (16) and total pitches (111)... tossed his second complete game on August 3, 2019 against San Diego, allowing one run on five hits while striking out 15 batters without issuing a walk on 110 pitches
- * Started the first combined no-hitter in Dodger history, walking three and striking out eight in 6.0 innings (93 pitches) in a 4-0 win over the Padres on May 4, 2018 in Monterrey, Mexico... Tony Cingrani, Yimi Garcia and Adam Liberatore fired the final 3.0 innings... it was the 23rd no-hitter in Dodger franchise history and the 13th since moving to Los Angeles
- * Made his first career big league start on April 23, 2018 against Miami at Dodger Stadium and did not factor into the decision after throwing 5.0 scoreless innings and striking out five batters
- * Recorded his first Major League win on Sept. 21, 2017 at Philadelphia, tossing a scoreless inning of relief with two strikeouts
- * Has gone 1-1 with a 2.72 ERA (10 ER/29.2 IP) in five postseason starts, striking out 37 batters against only seven walks and limiting opposition to a .167 batting average... has averaged 11.22 strikeouts per 9.0 innings in October while recording a 0.81 WHIP
- * Selected as the 2017 Dodgers Branch Rickey Minor League Pitcher of the Year after going 3-3 with one save and posting a 3.35 ERA in 28 combined games (19 starts) with Advanced-A Rancho Cucamonga, Double-A Tulsa and Triple-A Oklahoma City
- * Selected by the Dodgers in the first round (24th overall) of the 2015 First-Year Player Draft out of Vanderbilt University

Year-By-Year

2019

- * Finished the season going 13-4 with a 3.24 ERA (64 ER/177.1 IP) in a career-high 30 starts, limiting opponents to a .223 average while posting a 1.04 WHIP
- * Led the National League in winning percentage (.778) and complete games (2) and ranked among leaders in wins (T-6th), WHIP (6th, 1.04), strikeout-to-walk ratio (3rd, 5.81), walks per 9.0 innings (6th, 1.83), ERA (9th) and strikeouts per 9.0 innings (7th, 10.51)
- * Struck out 200 batters for the first time in his career, leading Dodger pitchers with 215 strikeouts and ranking 10th in the NL in that category

Buehler's five games with double-digit strikeouts and no walks were the most in the National League and only second to Justin Verlander (6) and Gerritt Cole (7) in the Major Leagues... according to STATS, his five such games are the most by any MLB pitcher 25 or younger in a season in the live-ball era

(since 1920)...joined Pedro Martinez and Doc Gooden as the only MLB pitchers with multiple starts of 15 strikeouts and no walks in the same season (June 21 vs. Colorado and August 3 vs. San Diego)...had success against batters on both sides of the plate, holding left-handed hitters to a .218 average (74-for-339) and righties to a .226 mark (74-for-327)...was selected to his first All-Star Game after going 8-1 with a 3.46 ERA while posting a 0.99 WHIP in 17 first half starts...made two NLDS starts against the Nationals, allowing only one earned run in 12.2 innings of work, striking out 15 batters against six walks while posting a 0.87 WHIP

2018

* Finished third in the Rookie of Year voting, going 8-5 with a 2.62 ERA (40 ER/137.1 IP) in 24 games (23 starts)...struck out 151 batters against just 37 walks and limited hitters to a .193 average

* Made his first career big league start on April 23 against Miami at Dodger Stadium after being recalled from Triple-A Oklahoma City

* Pitched in Game 163 against the Rockies and recorded the win to help the Dodgers secure their sixth straight NL West Title, after allowing just one hit and striking out three over 6.2 scoreless innings

* Made four Postseason starts (0-1), posting a 3.80 ERA (10 ER/23.2 IP), while limiting opponents to a .190 average and posting a 0.85 WHIP...struck out 29 batters against only four walks

* His eight strikeouts in 7.0 innings of Game 3 of the NLCS against the Brewers were the second-most in an NLCS start by a rookie in Dodger history, trailing just Tim Belcher, who struck out 10 in Game 2 of the 1988 NLCS vs. the Mets...his 7.0 innings pitched tied Belcher (1988 Game 5) and teammate Hyun-Jin Ryu (2013 Game 3) for the third-longest LCS start by a Dodger rookie, behind Fernando Valenzuela (8.2 IP, 1981 Game 5) and Belcher (8.1 IP, 1988 Game 2)

* Became just the second rookie in MLB history to start Game 7 of an LCS (Oct. 20 at MIL), joining Boston's Daisuke Matsuzaka (2007 ALCS against Cleveland)

* Started Game 3 of the World Series for the Dodgers, logging 7.0 shutout innings while allowing two hits and striking out seven batters without issuing a walk in a no-decision...became the third pitcher in World Series history to log those numbers or better in a Fall Classic contest, joining Roger Clemens (2000) and Don Larsen (1956)...Buehler is the first pitcher younger than 25 years old to accomplish the feat in any Postseason game

As a starter, went 8-4 with a 2.31 ERA (35 ER/136.1 IP), a .185 opponents' batting average and a 0.92 WHIP...ranked among the best starters in the big leagues (min. 125 IP) in ERA (5th), opponents' batting average (3rd), opponents' OBP (.249, 5th), opponents' SLG (.282, 2nd), opponents' OPS (.531, 2nd), WHIP (5th), hits per nine innings (5.94, 3rd) and home runs per nine innings (0.73, 9th)...also ranked among NL starters in strikeout-to-walk ratio (4.08, 8th) and strikeouts per nine innings (9.90, 12th)...finished the season with the lowest WHIP (0.92) among rookie pitchers with 20 or more starts since 1913, and the second lowest opponents' OBP (.249), behind just Dick Hughes' .248 mark in 1967 with the Cardinals...his .185 opponents' batting average also ranked the fourth lowest, while his .531 opponents' OPS was the fifth lowest...was dominant in the second half of the season, going 4-3 with a 2.03 ERA (18 ER/80.0 IP) and holding opposing hitters to a .165/.242/.266 slashline, while striking out 92 batters against just 24 walks in 13 starts...among starters with 10 or more starts since the All-Star break, he finished with the second best opponent's batting average in the big leagues, while ranking among the best in WHIP (0.88, 4th), ERA (5th) and strikeouts (T-10th)...in 13 games (12 starts) at home, he put up a 4-3 record with a 1.93 ERA (16 ER/74.2 IP) and held hitters to a .174 average...among starters with 10 or more starts at home, his 0.83 WHIP was the best in the Majors, while his ERA (1.93 ERA, 8th) and opponents' batting average (.174, 3rd) ranked among the best in the big leagues...was named to Baseball America's 2018 All-Rookie Team

2017

Saw his first big league action in just his second professional season and made eight relief appearances going 1-0 with a 7.71 ERA (8 ER/9.1 IP)

In the Majors, he struck out 12 against eight walks in 9.1 innings...held left-handed hitters to a .188 average and limited the opposition to a .182 mark with runners in scoring position

Had his contract selected from Triple-A Oklahoma City on Sept. 6 and made his big league debut the next day (Sept. 7), tossing 2.0 scoreless innings of relief with two strikeouts against the Rockies

Recorded his first Major League win on Sept. 21, 2017 at Philadelphia, tossing a scoreless inning of relief with two strikeouts in the Dodgers' 5-4 victory...selected as the Dodgers Branch Rickey Minor League Pitcher of the Year after going 3-3 with one save and posting a 3.35 ERA (33 ER/88.2 IP) in 28 combined games (19 starts) with Advanced-A Rancho Cucamonga, Double-A Tulsa and Triple-A Oklahoma City...rated by MLB.com as the Dodgers' No. 1 prospect and was rated by Baseball America as the 17th best overall prospect in baseball...in the minors, held hitters to a combined .208 average, while striking out 125 batters against just 31 walks in 88.2 innings...named Texas League Pitcher of the Week in the week ending July 2 and was selected as MiLB.com Organizational All-Star

2016

Spent his first professional season with Rookie-Level ZAL Dodgers, where he appeared in one game... he threw 2.0 scoreless innings with three punchouts, recording one win....graduated to Single-A Great Lakes on August 28, pitching in two games (one start) over 3.0 innings, striking out three batters against three walks.

PERSONAL

Walker Anthony Buehler...played college ball at Vanderbilt University and was a member of the 2014 College World Series championship team...pitched against UC Irvine in the College World Series where he tossed 5.1 hitless innings with seven strikeouts to earn the win...as a freshman in 2013 he earned a spot on the SEC First-Year Academic Honor Roll...graduated from Henry Clay (KY) High School...was named a two-time Kentucky All-State and two-time All-City team member and had his jersey retired at the high school...owns the single-season strikeout record at Henry Clay HS with 98 strikeouts over 66.0 innings...hosted a charity golf tournament in Lexington, KY in November 2018 to benefit the Kids Cancer Alliance...drafted by the Pirates in the 14th round of the 2012 First-Year Player Draft out of Henry Clay HS but did not sign...selected by the Dodgers in the first round (24th overall pick) of the 2015 First-Year Player Draft from Vanderbilt University and was signed by scout Marty Lamb

Career Pitching Record

| Year | Team | W-L | ERA | G | GS | CG | SHO | SV | IP | H | R | ER | HR | HB | BB | SO | WP | BK | AVG |
|------------------------|------------------|------|------|----|----|----|-----|----|-------|-----|-----|-----|----|----|----|-----|----|----|------|
| 2016 | Great Lakes | 0-0 | 0.00 | 2 | 1 | 0 | 0 | 0 | 3.0 | 0 | 0 | 0 | 0 | 1 | 3 | 3 | 0 | 0 | .000 |
| | AZL Dodgers | 1-0 | 0.00 | 1 | 0 | 0 | 0 | 0 | 2.0 | 0 | 0 | 0 | 0 | 0 | 0 | 3 | 0 | 0 | .000 |
| 2017 | LOS ANGELES | 1-0 | 7.71 | 8 | 0 | 0 | 0 | 0 | 9.1 | 11 | 8 | 8 | 2 | 0 | 8 | 12 | 1 | 0 | .306 |
| | Oklahoma City | 1-1 | 4.63 | 12 | 3 | 0 | 0 | 1 | 23.1 | 19 | 12 | 12 | 1 | 0 | 11 | 34 | 3 | 1 | .216 |
| | Tulsa | 2-2 | 3.49 | 11 | 11 | 0 | 0 | 0 | 49.0 | 40 | 19 | 19 | 5 | 0 | 15 | 64 | 1 | 0 | .225 |
| 2018 | Rancho Cucamonga | 0-0 | 1.10 | 5 | 5 | 0 | 0 | 0 | 16.1 | 8 | 3 | 2 | 0 | 1 | 5 | 27 | 0 | 0 | .143 |
| | LOS ANGELES | 8-5 | 2.62 | 24 | 23 | 0 | 0 | 0 | 137.1 | 95 | 43 | 40 | 12 | 6 | 37 | 151 | 4 | 0 | .193 |
| | Oklahoma City | 1-0 | 2.08 | 3 | 3 | 0 | 0 | 0 | 13.0 | 10 | 4 | 3 | 0 | 1 | 4 | 16 | 1 | 0 | .204 |
| 2019 | Rancho Cucamonga | 0-0 | 3.00 | 1 | 1 | 0 | 0 | 0 | 3.0 | 2 | 1 | 1 | 0 | 0 | 1 | 5 | 0 | 0 | .182 |
| | LOS ANGELES | 14-4 | 3.26 | 30 | 30 | 2 | 0 | 0 | 182.1 | 153 | 77 | 66 | 20 | 7 | 37 | 215 | 4 | 0 | .223 |
| Major League- 3 years | | 23-9 | 3.12 | 62 | 53 | 2 | 0 | 0 | 329.0 | 259 | 128 | 114 | 34 | 13 | 82 | 378 | 9 | 0 | .213 |
| Dodger Totals- 3 years | | 23-9 | 3.12 | 62 | 53 | 2 | 0 | 0 | 329.0 | 259 | 128 | 114 | 34 | 13 | 82 | 378 | 9 | 0 | .213 |
| Minor League- 3 years | | 5-3 | 3.04 | 35 | 24 | 0 | 0 | 1 | 109.2 | 79 | 39 | 37 | 6 | 3 | 39 | 152 | 5 | 1 | .199 |

Career Postseason Pitching Record

| Year | Team | W-L | ERA | G | GS | CG | SHO | SV | IP | H | R | ER | HR | HBP | BB | SO | WP | BK |
|-------------------|-------------------|-----|------|---|----|----|-----|----|------|----|----|----|----|-----|----|----|----|----|
| 2018 | NLDS: LAD vs. ATL | 0-0 | 9.00 | 1 | 1 | 0 | 0 | 0 | 5.0 | 2 | 5 | 5 | 1 | 0 | 3 | 7 | 0 | 0 |
| | NLCS: LAD vs. MIL | 0-1 | 3.86 | 2 | 2 | 0 | 0 | 0 | 11.2 | 12 | 5 | 5 | 2 | 0 | 1 | 15 | 1 | 0 |
| | WS: LAD vs. BOS | 0-0 | 0.00 | 1 | 1 | 0 | 0 | 0 | 7.0 | 2 | 0 | 0 | 0 | 0 | 0 | 7 | 0 | 0 |
| 2019 | NLDS: LAD vs. WAS | 1-0 | 0.71 | 2 | 2 | 0 | 0 | 0 | 12.2 | 5 | 1 | 1 | 0 | 1 | 6 | 15 | 0 | 0 |
| Postseason Totals | | 1-1 | 2.72 | 6 | 6 | 0 | 0 | 0 | 36.1 | 21 | 11 | 11 | 3 | 1 | 10 | 44 | 1 | 0 |
| LDS Totals | | 1-0 | 3.06 | 3 | 3 | 0 | 0 | 0 | 17.2 | 7 | 6 | 6 | 1 | 1 | 9 | 22 | 0 | 0 |
| LCS Totals | | 0-1 | 3.86 | 2 | 2 | 0 | 0 | 0 | 11.2 | 12 | 5 | 5 | 2 | 0 | 1 | 15 | 1 | 0 |
| WS Totals | | 0-0 | 0.00 | 1 | 1 | 0 | 0 | 0 | 7.0 | 2 | 0 | 0 | 0 | 0 | 0 | 7 | 0 | 0 |

Career Single-Game Bests

| | | | |
|--------------------------------|---------------------------------------|-------------------------|---------------------------------------|
| Low-Hit Complete Game: | 3, June 21, 2019 vs. COL | Most Strikeouts: | 16, June 21, 2019 vs. COL |
| Most Innings Pitched Starter: | 9.0 (2x), last: August 3, 2019 vs. SD | Most Walks: | 4, September 27, 2019 at SF |
| Most Innings Pitched Reliever: | 2.0 (2x), last: Sept. 29, 2017 at COL | Longest Winning Streak: | 6 games, Sept 14, 2018 – May 11, 2019 |
| Most Earned Runs Allowed: | 7, June 27, 2019 at COL | Longest Losing Streak: | 3 games, June 28- July 31, 2018 |

Career Fielding Record

| Position | PCT | G | PO | A | E | TC | DP |
|----------|------|----|----|----|---|----|----|
| Pitcher | .979 | 62 | 13 | 34 | 1 | 48 | 2 |

Career Transactions

· June 8, 2015: Drafted by the Los Angeles Dodgers in the 1st round (24th pick) of the 2015 amateur draft. Player signed July 17, 2015.

Injured List

· June 12 – July 13, 2018 (right rib microfracture)



Caleb

FERGUSON

LHP | 64

@im_ferg

Bats: Right **Throws:** Left

Height: 6-3 **Weight:** 226

Opening Day Age: 23

Born: July 2, 1996 in Columbus, OH

Resides: Columbus, OH

Acquired: Drafted in the 38th round of the 2014 First Year Player Draft from West Jefferson HS (OH)

ML Service: 1.093

MLB Debut: June 6, 2018



Career Highlights

- * The 23-year-old left-handed pitcher enters his third season with Los Angeles and sixth professional season
- * Compiled a 8-4 record with a 4.13 ERA (24 ER/93.2 IP) in 75 games (five starts) over two seasons with Los Angeles
- * Has struck out 113 batters in 93.2 Major League innings, averaging 10.86 strikeouts per 9.0 innings
- * Made his MLB debut on June 6, 2018 at Pittsburgh, allowing four runs on four hits in 1.2 innings while not factoring into the decision
- * Collected his first career save in his third career relief appearance on July 2, 2018 against Pittsburgh, allowing three hits in 3.0 scoreless innings of relief while striking out a batter
- * In five minor league seasons, has gone 15-11 with two saves and has posted a 2.73 ERA (81 ER/266.2 IP) in 77 games (51 starts)...has held hitters to a .234 average, while striking out 300 batters against 104 walks (10.1 strikeouts per nine innings) and posting a 1.26 WHIP
- * Named a 2017 MiLB.com Organizational All-Star, a Baseball America High Class-A All-Star and a Post- and Mid-Season All-Star with Advanced-A Rancho Cucamonga...was also named Pioneer League Pitcher of the Week in the period ending July 17, 2016 with Rookie-Level Ogden Raptors
- * Selected in the 38th round by the Los Angeles Dodgers in the 2014 First-Year Player Draft out of West Jefferson High School (OH)

Year-By-Year

2019

- * Made his first Opening Day roster as a member of the Dodger bullpen
- * Went 1-2 with a 4.84 ERA (24 ER/44.2 IP) in 46 games (two starts) over four stints with the Dodgers... was 0-1 with a 4.15 ERA (2 ER/4.1 IP) in two starts and posted a 1-1 record with a 4.91 ERA (22 ER/40.1 IP) in 44 relief appearances
- * Earned his only win of the season on Sept. 3 against Colorado after firing a scoreless inning of relief Tossed more than 1.0 inning in seven of his relief appearances and 2.0 innings in three of those seven games...went 1-1 with a 2.21 ERA (5 ER/20.1 IP) in 21 games (two starts) at Dodger Stadium and 0-1 with a 7.03 ERA (19 ER/24.1 IP) in 25 games away from home...had success in the second half of the season, limiting opponents to a .164 average while posting a 4.15 ERA and striking out 26 batters in 21.2 innings...held left handers to a .194 batting average, compared to a .263 average against righties ...recorded a career-long 7.2 scoreless inning streak as a reliever from March 29-April 18...in 13 games (one start) with Oklahoma City, posted a 1.76 ERA (3 ER/15.1 IP), striking out 27 batters against only five walks...was placed on the 10-Day IL from April 28-May 16 with a strained oblique

2018

- * In his first big league season, he went 7-2 with two saves and posted a 3.49 ERA in 29 games (three starts), while limiting the opposition to a .230 average
- * Transitioned into a bullpen role after three starts and had success as a relief pitcher, putting up a 7-1 record with a 2.35 ERA (10 ER/38.1 IP) and two saves, striking out 47 batters against only six walks

Limited opposing hitters to a .230 batting average, including a .217 mark against lefties (15-for-69)...opponents went just 6-for-33 (.182) with runners in scoring position...in six postseason relief appearances in the NLDS and NLCS, he tossed 3.0 scoreless innings while striking out three batters and allowing only one walk...in 10 combined starts with Triple-A Oklahoma City and Double-A Tulsa, went 3-0 with a 1.53 ERA (8 ER/47.0 IP) and held the opposition to a .213 average...struck out 52 batters against just 17 walks over 47.0 innings, while posting a 1.15 WHIP...started the season with the Tulsa Drillers, going 3-0 with a 1.38 ERA (6 ER/39.0 IP) and limiting hitters to a .217 average, while striking out 40 against 10 walks in eight starts...promoted to Oklahoma City on May 26 and made his Triple-A debut that day, allowing just three hits over 5.0 innings and striking out 10 batters against three walks against Nashville...in two starts with the OKC Dodgers, he posted a 2.25 ERA (2 ER/8.0 IP) with 12 strikeouts against seven walks.

2017

* Spent the entire season with Advanced-A Rancho Cucamonga, posting a 9-4 record with a 2.87 ERA (39 ER/122.1 IP) and held batters to a .246 average

* Struck out 140 batters against 55 walks in 122.1 innings...struck out a career-high 11 batters on August 1 against Modesto against just a pair of walks

* Named a MiLB.com Organizational All-Star, a Baseball America High Class-A All-Star and a Post and Mid-Season All-Star in 2017 with the Quakes

2016

* In 14 combined games (12 starts) with Rookie-level AZL Dodgers, Rookie-advanced Ogden and Single-A Great Lakes Loons, he went 3-4 with a 2.31 ERA (17 ER/66.1 IP) and held hitters to a .227 average...struck out 63 combined batters against just five walks in 66.1 innings and posted a 0.93 WHIP

* Started the season with the AZL Dodgers, going 1-0 with a 1.50 ERA (1 ER/6.0 IP) and struck out 11 without issuing a walk...promoted to Ogden on July 5 and made two starts going 1-0 with a 0.90 ERA (1 ER/10 IP)

* Named Pioneer League Pitcher of the Week in the period ending July 17 with Rookie-advanced Ogden Raptors

Promoted to Great Lakes on July 16 and spent the rest of the season with the Loons, going 1-4 with a 2.68 ERA (15 ER/50.1 IP) in 10 starts...totaled 41 strikeouts against three walks over 50.1 innings

2015

In his first full professional season, he appeared in 14 games (four starts) with Rookie-level AZL Dodgers, going 0-3 with a 8.59 ERA (14 ER/14.2 IP) and struck out 16 batters...it was his first season since recovering from Tommy John surgery

2014

Spent entire season rehabbing from surgery while on the disabled list of the AZL Dodgers...underwent Tommy John surgery in May as a high school senior prior to being picked in the 38th round by the Dodgers in the First-Year Player Draft

Personal

Caleb Paul Ferguson... graduated from West Jefferson High School (OH)... as a senior in 2014, he underwent Tommy John Surgery...selected by the Dodgers in the 38th round of the 2014 First-Year Draft ... he signed with the Dodgers, forgoing his commitment to play college baseball at West Virginia University

Career Pitching Record

| Year | Team | W-L | ERA | G | GS | CG | SHO | SV | IP | H | R | ER | HR | HB | BB | SO | WP | BK | AVG |
|------------------------|------------------|-------|------|----|----|----|-----|----|-------|-----|-----|----|----|----|-----|-----|----|----|------|
| 2015 | AZL Dodgers | 0-3 | 8.59 | 14 | 4 | 0 | 0 | 1 | 14.2 | 17 | 19 | 14 | 0 | 1 | 21 | 16 | 8 | 1 | .298 |
| 2016 | Ogden | 1-0 | 0.90 | 2 | 2 | 0 | 0 | 0 | 10.0 | 4 | 3 | 1 | 0 | 1 | 2 | 11 | 0 | 0 | .114 |
| | Great Lakes | 1-4 | 2.68 | 10 | 10 | 0 | 0 | 0 | 50.1 | 49 | 17 | 15 | 3 | 2 | 3 | 41 | 1 | 0 | .255 |
| | AZL Dodgers | 1-0 | 1.50 | 2 | 0 | 0 | 0 | 0 | 6.0 | 4 | 3 | 1 | 0 | 0 | 0 | 11 | 0 | 0 | .167 |
| 2017 | Rancho Cucamonga | 9-4 | 2.87 | 25 | 24 | 0 | 0 | 0 | 122.1 | 113 | 48 | 39 | 6 | 6 | 55 | 140 | 3 | 1 | .246 |
| 2018 | LOS ANGELES | 7-2 | 3.49 | 29 | 3 | 0 | 0 | 2 | 49.0 | 43 | 21 | 19 | 8 | 3 | 12 | 59 | 1 | 0 | .230 |
| | Oklahoma City | 0-0 | 2.25 | 2 | 2 | 0 | 0 | 0 | 8.0 | 6 | 3 | 2 | 0 | 0 | 7 | 12 | 0 | 0 | .194 |
| | Tulsa | 3-0 | 1.38 | 8 | 8 | 0 | 0 | 0 | 39.0 | 31 | 11 | 6 | 2 | 0 | 10 | 40 | 1 | 0 | .217 |
| 2019 | LOS ANGELES | 1-2 | 4.84 | 46 | 2 | 0 | 0 | 0 | 44.2 | 39 | 26 | 24 | 7 | 6 | 27 | 54 | 1 | 1 | .234 |
| | Oklahoma City | 0-0 | 1.76 | 13 | 1 | 0 | 0 | 1 | 16.1 | 9 | 3 | 3 | 1 | 0 | 6 | 29 | 1 | 0 | .164 |
| Major League- 2 years | | 8-4 | 4.13 | 75 | 5 | 0 | 0 | 2 | 93.2 | 82 | 47 | 43 | 15 | 9 | 39 | 113 | 2 | 1 | .232 |
| Dodger Totals- 2 years | | 8-4 | 4.13 | 75 | 5 | 0 | 0 | 2 | 93.2 | 82 | 47 | 43 | 15 | 9 | 39 | 113 | 2 | 1 | .232 |
| Minor League- 5 years | | 15-11 | .273 | 77 | 51 | 0 | 0 | 2 | 266.2 | 233 | 107 | 81 | 12 | 10 | 104 | 300 | 14 | 2 | .234 |

Career Postseason Pitching Record

| Year | Team | W-L | ERA | G | GS | CG | SHO | SV | IP | H | R | ER | HR | HBP | BB | SO | WP | BK |
|-------------------|-------------------|-----|------|---|----|----|-----|----|-----|---|---|----|----|-----|----|----|----|----|
| 2018 | NLDS: LAD vs. ATL | 0-0 | 0.00 | 2 | 0 | 0 | 0 | 0 | 1.2 | 0 | 0 | 0 | 0 | 0 | 0 | 2 | 0 | 0 |
| | NLCS: LAD vs. MIL | 0-0 | 0.00 | 4 | 0 | 0 | 0 | 0 | 1.1 | 0 | 0 | 0 | 0 | 0 | 1 | 1 | 0 | 0 |
| Postseason Totals | | 0-0 | 0.00 | 6 | 0 | 0 | 0 | 0 | 3.0 | 0 | 0 | 0 | 0 | 0 | 1 | 3 | 0 | 0 |
| LDS Totals | | 0-0 | 0.00 | 2 | 0 | 0 | 0 | 0 | 1.2 | 0 | 0 | 0 | 0 | 0 | 0 | 2 | 0 | 0 |
| LCS Totals | | 0-0 | 0.00 | 4 | 0 | 0 | 0 | 0 | 1.1 | 0 | 0 | 0 | 0 | 0 | 1 | 1 | 0 | 0 |

Career Single-Game Bests

| | | | |
|--------------------------------|---------------------------|-------------------------|------------------------------------|
| Low-Hit Complete Game: | --- | Most Strikeouts: | 6 (2x), last: June 23, 2018 at NYM |
| Most Innings Pitched Starter: | 5.0, June 17, 2018 vs. SF | Most Walks: | 3, June 6, 2018 at PIT |
| Most Innings Pitched Reliever: | 4.0, June 23, 2018 at NYM | Longest Winning Streak: | 4, August 25-Sept. 19, 2018 |
| Most Earned Runs Allowed: | 4, June 6, 2018 at PIT | Longest Losing Streak: | 1 (4x), last: August 18, 2018 |

Career Fielding Record

| Position | PCT | G | PO | A | E | TC | DP |
|----------|-------|----|----|----|---|----|----|
| Pitcher | 1.000 | 75 | 2 | 12 | 0 | 14 | 0 |

Career Transactions

· July 3, 2014: Drafted by the Los Angeles Dodgers in the 38th round of the 2014 amateur draft.

Injured List

· April 28 - May 16, 2019 (shoulder soreness)



Dylan

FLORO

RHP | 51

@dfloro_51

Bats: Left **Throws:** Right

Height: 6-2 **Weight:** 203

Opening Day Age: 29

Born: December 27, 1990 in Merced, CA

Resides: Atwater, CA

Acquired: Traded from Cincinnati Reds on July 4, 2018

ML Service: 2.053

MLB Debut: July 7, 2016



Career Highlights

- * 29-year-old right-hander enters his second season with Los Angeles and his fifth big league season owning a 11-7 record with a 3.46 ERA (52 ER/135.1 IP) in 119 career Major League games across four seasons with the Rays (2016), Cubs (2017), Reds (2018) and Dodgers (2018-19)
- * Has gone 8-4 with a 3.27 ERA (27 ER/74.1 IP) in 79 games with Los Angeles, posting a 1.20 WHIP while holding opponents to a .228 average
- * Recorded his first win as a Dodger on August 1, 2018 vs. Milwaukee after tossing a scoreless inning of relief
- * Collected his first career Major League win on May 19, 2018 against the Cubs, allowing just one hit and striking out two batters in 2.0 innings of relief
- * Made his Major League debut on July 7, 2016 against the Angels, allowing one earned run on three hits in 1.1 innings
- * Honored as an International League All-Star in 2016 and Midwest League All-Star in 2013
- * Selected by the Tampa Bay Rays in the 13th round of the 2012 First-Year Player Draft out of California State University, Fullerton

Year-By-Year

2019

* In his first full season with Los Angeles, he went 5-3 with a 4.24 ERA (22 ER/46.2 IP) while posting a 1.29 WHIP and striking out 42 batters

* In the month of April, he tossed 10.1 scoreless innings while limiting opponents to a .114 batting average

Did not allow an earned run until May 11, recording a career-long 17.1 scoreless inning streak to start the season...struck out 12 batters against two walks in 16 games during that time...had success at Dodger Stadium, going 2-0 with a 2.28 ERA (6 ER/23.2 IP) in 24 games at home compared to a 3-3 mark and a 6.26 ERA (16 ER/23.0 IP) in 26 road games...held right-handed batters to a .211 average, while allowing a .339 opponent's batting average against lefties...his 51.1 ground ball percentage ranked 23rd among National League relievers...went 0-0 with a 2.08 ERA (1 ER/4.1 IP) in six games with Triple-A Oklahoma City, striking out five batters against four walks while limiting hitters to a .188 average...was placed on the 10-Day IL from July 19-31 with neck inflammation and again from August 21-September 1 with a left intercostal strain

2018

* In 54 combined games with the Reds and Dodgers, he went 6-3 with a 2.25 ERA (16 ER/64.0 IP) and limited the opposition to a .237 average...struck out 58 batters against 23 walks, while posting a 1.25 WHIP

* Finished the season with the seventh best ERA among National League relievers and tied for seventh in wins

* Acquired from the Reds in a four-player trade on July 4...in 25 games with the Reds, went 3-2 with a 2.72 ERA (11 ER/36.1 IP)...started the season with Triple-A Louisville, allowing just four hits over 3.0 scoreless inning in two games before having his contract selected by Cincinnati on April 13

Made his Dodger debut on July 8 and finished the season going 3-1 with a 1.63 ERA (5 ER/27.2 IP), while holding hitters to a .182 average in 29 games with Los Angeles...struck out 31 batters against

just 11 walks during that span...finished the season tossing scoreless relief in 14 of his last 15 relief appearances (13.0 IP) since August 14, while going 2-0 with a 0.69 ERA and striking out 14 against six walks...appeared in eight postseason games, posting a 0-1 record with a 3.86 ERA (3 ER/7.0 IP), holding batters to a .240/.345/.320 slash line...struck out eight batters against four walks

2017

In three relief appearances with the Cubs, he posted a 6.52 ERA (7 ER/9.2 IP), striking out six batters against two walks

Made two starts and 34 relief apps with Triple-A Iowa and Oklahoma City, going 3-3 with a 4.20 ERA, while posting a 1.383 WHIP...struck out 38 batters against 11 walks

Was designated for assignment by the Rays on August 8...on January 17 was claimed off waivers by the Cubs...after clearing waivers again, on February 3 was outrighted to Triple-A Iowa and spent most of the season there...on 8/4 was claimed off waivers by the Dodgers...on 8/18 was designated for assignment and four days later was outrighted to Oklahoma City, where he spent the rest of the season

2016

Made his Major League debut with Tampa Bay on July 7 against the Angels, allowing one run on three hits, while striking out two batters in 1.1 innings of relief

Went 0-1 with a 4.20 ERA in 12 games with the Rays, striking out 14 batters against five walks

Was selected as an International League All-Star with Triple-A Durham...finished the season on Durham's disabled list with a strained right forearm

2015

Went 9-12 with a 5.02 ERA with Triple-A Durham, posting a 1.364 WHIP and striking out 81 batters in 132.2 innings

2014

At Double-A Montgomery, led all minor league pitchers in innings pitched while leading the Southern League in starts, complete games and shutouts...ranked second in the SL in fewest walks per 9 innings (1.21)...walked fewer than 2 batters in 24 of his 28 starts

2013

At Class-A Bowling Green was a Midwest League and MiLB.com Organization All-Star and the Rays' Minor League Pitcher of the Year after leading their system with a 1.77 ERA...was the MWL's Pitcher of the Week 3 times.

PERSONAL

Dylan Lee Floro... resides in Atwater, California with his wife Amber and daughter Ryleigh...graduated from Buhach Colony High School in Atwater, CA...attended Cal State-Fullerton and was named Big West Conference Pitcher of the Year in 2012

Career Pitching Record

| Year | Team | W-L | ERA | G | GS | CG | SHO | SV | IP | H | R | ER | HR | HB | BB | SO | WP | BK | AVG |
|-------------------------|------------------|-------|------|-----|----|----|-----|----|-------|-----|-----|-----|----|----|----|-----|----|----|------|
| 2012 | Hudson Valley | 4-1 | 2.40 | 18 | 0 | 0 | 0 | 2 | 30.0 | 26 | 11 | 8 | 0 | 0 | 4 | 21 | 2 | 0 | .228 |
| 2013 | Bowling Green | 9-2 | 1.81 | 19 | 19 | 0 | 0 | 0 | 109.1 | 103 | 34 | 22 | 4 | 1 | 19 | 85 | 9 | 0 | .251 |
| | Charlotte Stone | 2-0 | 1.61 | 4 | 4 | 2 | 1 | 0 | 28.0 | 20 | 5 | 5 | 0 | 1 | 2 | 14 | 2 | 0 | .206 |
| 2014 | Montgomery | 11-13 | 3.48 | 28 | 28 | 3 | 2 | 0 | 178.2 | 209 | 80 | 69 | 4 | 3 | 24 | 112 | 11 | 2 | .294 |
| 2015 | Durham | 9-12 | 5.02 | 25 | 22 | 1 | 0 | 0 | 132.2 | 160 | 78 | 74 | 10 | 0 | 21 | 81 | 3 | 1 | .297 |
| 2016 | TAMPA BAY | 0-1 | 4.20 | 12 | 0 | 0 | 0 | 0 | 15.0 | 23 | 8 | 7 | 0 | 0 | 5 | 14 | 2 | 0 | .348 |
| | Durham | 1-2 | 2.88 | 32 | 0 | 0 | 0 | 7 | 50.0 | 53 | 21 | 16 | 6 | 1 | 9 | 40 | 1 | 0 | .270 |
| 2017 | CHICAGO (NL) | 0-0 | 6.52 | 3 | 0 | 0 | 0 | 0 | 9.2 | 15 | 7 | 7 | 2 | 1 | 2 | 6 | 0 | 0 | .357 |
| | Iowa | 3-2 | 3.88 | 25 | 2 | 0 | 0 | 1 | 48.2 | 54 | 28 | 21 | 9 | 1 | 8 | 26 | 0 | 0 | .276 |
| | Oklahoma City | 0-1 | 5.56 | 8 | 0 | 0 | 0 | 1 | 11.1 | 18 | 8 | 7 | 0 | 0 | 3 | 12 | 1 | 0 | .367 |
| 2018 | CINCINNATI | 3-2 | 2.72 | 25 | 0 | 0 | 0 | 0 | 36.1 | 39 | 12 | 11 | 2 | 0 | 12 | 27 | 0 | 1 | .275 |
| | LOS ANGELES | 3-1 | 1.63 | 29 | 0 | 0 | 0 | 0 | 27.2 | 18 | 5 | 5 | 1 | 1 | 11 | 31 | 1 | 1 | .182 |
| | Oklahoma City | 0-1 | 9.00 | 1 | 0 | 0 | 0 | 0 | 1.0 | 1 | 1 | 1 | 1 | 0 | 0 | 1 | 0 | 0 | .250 |
| 2019 | Louisville | 0-0 | 0.00 | 2 | 0 | 0 | 0 | 0 | 3.0 | 4 | 0 | 0 | 0 | 0 | 1 | 1 | 0 | 0 | .308 |
| | LOS ANGELES | 5-3 | 4.24 | 50 | 0 | 0 | 0 | 0 | 46.2 | 46 | 25 | 22 | 4 | 2 | 14 | 42 | 1 | 0 | .253 |
| | Oklahoma City | 0-0 | 0.00 | 2 | 0 | 0 | 0 | 0 | 4.1 | 2 | 0 | 0 | 0 | 0 | 0 | 1 | 0 | 0 | .286 |
| | Rancho Cucamonga | 0-0 | 2.08 | 6 | 0 | 0 | 0 | 0 | 6.1 | 5 | 3 | 1 | 0 | 0 | 4 | 5 | 0 | 0 | .188 |
| Major League - 5 years | | 11-7 | 3.46 | 119 | 0 | 0 | 0 | 0 | 135.1 | 141 | 57 | 52 | 9 | 2 | 44 | 120 | 4 | 2 | .266 |
| Dodger Totals - 2 years | | 8-4 | 3.27 | 79 | 0 | 0 | 0 | 0 | 74.1 | 64 | 30 | 27 | 5 | 3 | 25 | 73 | 2 | 1 | .228 |
| Minor League - 8 years | | 39-34 | 3.37 | 170 | 75 | 6 | 3 | 11 | 599.0 | 653 | 269 | 224 | 34 | 8 | 95 | 399 | 29 | 3 | .278 |

Career Postseason Pitching Record

| Year | Team | W-L | ERA | G | GS | CG | SHO | SV | IP | H | R | ER | HR | HBP | BB | SO | WP | BK |
|-------------------|-------------------|-----|-------|---|----|----|-----|----|-----|---|---|----|----|-----|----|----|----|----|
| 2018 | NLDS: LAD vs. ATL | 0-0 | 0.00 | 1 | 0 | 0 | 0 | 0 | 0.1 | 0 | 0 | 0 | 0 | 0 | 0 | 0 | 0 | 0 |
| | NLCS: LAD vs. MIL | 0-0 | 0.00 | 5 | 0 | 0 | 0 | 0 | 4.1 | 3 | 0 | 0 | 0 | 0 | 2 | 5 | 0 | 0 |
| | WS: LAD vs. BOS | 0-1 | 11.57 | 2 | 0 | 0 | 0 | 0 | 2.1 | 3 | 3 | 3 | 0 | 0 | 2 | 3 | 0 | 0 |
| Postseason Totals | | 0-1 | 3.86 | 8 | 0 | 0 | 0 | 0 | 7.0 | 6 | 3 | 3 | 0 | 0 | 4 | 8 | 0 | 0 |
| LDS Totals | | 0-0 | 0.00 | 1 | 0 | 0 | 0 | 0 | 0.1 | 0 | 0 | 0 | 0 | 0 | 0 | 0 | 0 | 0 |
| LCS Totals | | 0-0 | 0.00 | 5 | 0 | 0 | 0 | 0 | 4.1 | 3 | 0 | 0 | 0 | 0 | 2 | 5 | 0 | 0 |
| WS Totals | | 0-1 | 11.57 | 2 | 0 | 0 | 0 | 0 | 2.1 | 3 | 3 | 3 | 0 | 0 | 2 | 3 | 0 | 0 |

Career Single-Game Bests

| | | | |
|--------------------------------|-------------------------|-------------------------|-----------------------------------|
| Low-Hit Complete Game: | --- | Most Strikeouts: | 5, May 9, 2017 at COL |
| Most Innings Pitched Starter: | --- | Most Walks: | 3, August 12, 2018 at COL |
| Most Innings Pitched Reliever: | 4.1, May 9, 2017 at COL | Longest Winning Streak: | 3, August 31, 2018-March 31, 2019 |
| Most Earned Runs Allowed: | 5, May 21, 2017 vs. MIL | Longest Losing Streak: | 1 (7x), last: July 18, 2019 |

Career Fielding Record

| Position | PCT | G | PO | A | E | TC | DP |
|----------|------|-----|----|----|---|----|----|
| Pitcher | .968 | 119 | 14 | 16 | 1 | 31 | 2 |

Career Transactions

- Selected by Tampa Bay in the 13th round of the 2012 First-Year Player
- January 17, 2017: Selected off waivers by the Chicago Cubs from the Tampa Bay Rays.
- August 4, 2017: Selected off waivers by the Los Angeles Dodgers from the Chicago Cubs.
- October 3, 2017: Granted Free Agency.
- January 8, 2018: Signed as a Free Agent with the Cincinnati Reds.
- July 4, 2018: Traded by the Cincinnati Reds with Zach Neal and international bonus slot money to the Los Angeles Dodgers for James Mariner (minors) and Aneurys Zabala (minors).

Injured List

- July 19-31, 2019 (neck inflammation)
- August 21- September 1, 2019 (left intercostal strain)



Tony

GONSOLIN

RHP | 46

@gooooose15

Bats: Right **Throws:** Right

Height: 6-3 **Weight:** 205

Opening Day Age: 25

Born: May 14, 1994 in Vacaville, CA

Resides: Scottsdale, AZ

Acquired: Drafted in the 9th round of the First Year Player Draft from St. Mary's College (CA)

ML Service: 0.049

MLB Debut: June 26, 2019



Career Highlights

- * 25-year old right-hander enters his second season with Los Angeles and fourth professional season after seeing his first Major League action in 2019, where he went 4-2 with a save and a 2.93 ERA in 11 games (six starts)
- * Made his Major League debut on June 26, 2019 at Arizona, tossing 4.0 innings while allowing six runs (four earned) on six hits and striking out three batters
- * Made his first career relief appearance on July 30, 2019 at Colorado, throwing 4.0 innings of one-run ball while striking out three batters, earning his first career save
- * Has a career minor league record of 20-14 with a 3.33 ERA (100 ER/ 270.1 IP) in 100 games (39 starts) across four different levels
- * Has fanned 315 batters against 89 walks in 270.1 career Minor League innings, averaging 10.5 strikeouts per nine innings and posting a 3.54 strikeout-to-walk ratio... has limited hitters to a .236 batting average while recording a 1.23 WHIP
- * Was named Dodgers Minor League Pitcher of the Year in 2018
- * Was named a MiLB.com Organizational All-Star in 2018, as well as a California League Mid-Season All-Star
- * Selected by the Dodgers in the 9th round of the 2016 First-Year Player Draft out of Saint Mary's University (CA)

Year-By-Year

2019

- * Finished his first big league season with a 4-2 record and a 2.93 ERA (13 ER/40.0 IP) with a save in 11 games (six starts) across four stints with Los Angeles
 - * In six starts, including his Major League debut, he went 2-2 with a 2.89 ERA (9 ER/28.0 IP), striking out 24 batters against 10 walks while posting a 1.07 WHIP
- Made five relief appearances, putting up a 2-0 record with a save and a 3.00 ERA (4 ER/12.0 IP), limiting opponents to a .143 average while registering a 0.92 WHIP... four of his five relief appearances were of 2.0 innings or more, including a 4.0 inning save at Colorado on July 30...allowed only four earned runs in 20.0 innings during the month of August, posting a 1.80 ERA while striking out 16 batters...started the season with Oklahoma City, where he went 2-4 with a 4.35 ERA (20 ER/41.1 IP) in 13 starts, punching out 50 against 21 walks

2018

- * Split the season between Advanced -A Rancho Cucamonga and Double-A Tulsa, going 10-2 with a 2.60 ERA (37 ER/128 IP) in 26 starts...he struck out 155 batters against 42 walks, while holding opponents to a .219 batting average
 - * Set career-highs in wins, ERA, starts, innings pitched, strikeouts, batting average against and WHIP (1.14)
- Started the season with Rancho Cucamonga, going 4-2 with 2.69 ERA (25 ER/ 83.2IP) before being promoted to Double-A Tulsa on July 14...finished the season with Tulsa, earning a 6-0 record with a 2.44 ERA in nine starts for the Drillers...won his first four starts with the Drillers and held his opponents to a .203 batting average with 1.08 WHIP...was named MiLB.com Organizational All-Star and California League Mid-Season All-Star

2017

Spent most of the season with Advanced-A Rancho Cucamonga, where he went 7-5 with a 3.92 ERA (27 ER/62.0 IP), striking out 73 batters against 18 walks while posting a 1.27 WHIP...appeared in three games for Single-A Great Lakes, posting a 0-1 record and a 3.38 ERA (3 ER/8.0 IP) with 12 strikeouts

2016

In his first professional season, he went 1-2 with a 3.77 ERA (13 ER/31.0 IP) in 19 games between Single-A Great Lakes and Rookie-level Ogden

Personal

Anthony D. Gonsolin...attended St. Mary's University, where he earned All-WCC First Team honors in 2016 as an outfielder/pitcher...he hit .307 with seven homers and 26 RBI while going 3-3 with a 3.86 ERA in 18 games on the mound...Prior to St. Mary's, he starred for Vacaville High School...He was named to the All-Monticello Empire League team and was named an Optimist Sacramento Area All-Star and garnered MVP honors for the South squad in the all-star game...originally selected by the Dodgers in the 9th round of the 2016 First-Year Player Draft out of Saint Mary's University.

Career Pitching Record

| Year | Team | W-L | ERA | G | GS | CG | SHO | SV | IP | H | R | ER | HR | HB | BB | SO | WP | BK | AVG |
|------------------------|------------------|-------|------|-----|----|----|-----|----|-------|-----|-----|-----|----|----|----|-----|----|----|------|
| 2016 | Ogden | 1-0 | 2.60 | 10 | 0 | 0 | 0 | 2 | 171 | 12 | 5 | 5 | 1 | 0 | 5 | 15 | 0 | 0 | .200 |
| | Great Lakes | 0-2 | 5.27 | 9 | 0 | 0 | 0 | 2 | 13.2 | 17 | 9 | 8 | 0 | 1 | 3 | 10 | 1 | 0 | .309 |
| 2017 | Great Lakes | 0-1 | 3.38 | 3 | 0 | 0 | 0 | 1 | 8.0 | 8 | 3 | 3 | 2 | 0 | 0 | 12 | 0 | 0 | .242 |
| | Rancho Cucamonga | 7-5 | 3.92 | 39 | 0 | 0 | 0 | 5 | 62.0 | 61 | 29 | 27 | 5 | 0 | 18 | 73 | 5 | 0 | .254 |
| 2018 | Tulsa | 6-0 | 2.44 | 9 | 9 | 0 | 0 | 0 | 44.1 | 32 | 14 | 12 | 3 | 1 | 16 | 49 | 4 | 0 | .203 |
| | Rancho Cucamonga | 4-2 | 2.69 | 17 | 17 | 0 | 0 | 0 | 83.2 | 72 | 31 | 25 | 5 | 0 | 26 | 106 | 10 | 0 | .227 |
| 2019 | LOS ANGELES | 4-4 | 2.93 | 11 | 6 | 0 | 0 | 1 | 40.0 | 26 | 15 | 13 | 4 | 1 | 15 | 37 | 2 | 0 | .293 |
| | Oklahoma City | 2-4 | 4.35 | 13 | 13 | 0 | 0 | 0 | 41.1 | 41 | 25 | 20 | 4 | 3 | 21 | 50 | 3 | 0 | .248 |
| Major League - 1 year | | 2-4 | 4.35 | 13 | 13 | 0 | 0 | 0 | 41.1 | 41 | 25 | 20 | 4 | 3 | 21 | 50 | 3 | 0 | .248 |
| Dodgers Total - 1 year | | 2-4 | 4.35 | 13 | 13 | 0 | 0 | 0 | 41.1 | 41 | 25 | 20 | 4 | 3 | 21 | 50 | 3 | 0 | .248 |
| Minor League - 4 years | | 20-14 | 3.33 | 100 | 39 | 0 | 0 | 10 | 270.1 | 243 | 116 | 100 | 20 | 5 | 89 | 315 | 23 | 0 | .236 |

Career Single-Game Bests

| | | | |
|--------------------------------|-----------------------------|-------------------------|---|
| Low-Hit Complete Game: | --- | Most Strikeouts: | 7, August 5, 2019 vs. STL |
| Most Innings Pitched Starter: | 6.0, August 5, 2019 vs. STL | Most Walks: | 4, Sept 7, 2019 vs. SF |
| Most Innings Pitched Reliever: | 4.0, July 30, 2019 at COL | Longest Winning Streak: | 2 games, August 5, 2019–August 30, 2019 |
| Most Earned Runs Allowed: | 4, June 26, 2019 at ARI | Longest Losing Streak: | 1 game, June 26, 2019–August 5, 2019 |

Career Fielding Record

| Position | PCT | G | PO | A | E | TC | DP |
|----------|------|----|----|---|---|----|----|
| Pitcher | .857 | 11 | 2 | 4 | 1 | 7 | 0 |

Career Transactions

· June 10, 2016: Drafted by the Los Angeles Dodgers in the 9th round of the 2016 amateur draft. Player signed June 15, 2016.

Injured List

· No injuries at the Major League level



Victor

GONZÁLEZ

LHP | 81

@aarongonzalez681

Bats: Left **Throws:** Left

Height: 6-0 **Weight:** 180

Opening Day Age: 24

Born: November 16, 1995 in Tuxpan, Veracruz, Mexico

Resides: Veracruz, Mexico

Acquired: Signed as a minor league free agent on July 2, 2012

ML Service: 0.000



Career Highlights

- * Enters his seventh professional season after being added to the Dodgers' 40-man roster on October 31, 2019
- * Has a 17-27 career minor league record with two saves and a 4.34 ERA (182 ER/377.0 IP) in 112 games (76 starts)
- * Was promoted to Triple-A Oklahoma City on July 26, 2019, where he posted a 3.86 ERA (6 ER/14.0 IP) and a 1.43 WHIP in 15 games
- * Has struck out 364 batters against 138 walks in 377.0 minor league innings, averaging 8.69 strikeouts per 9.0 innings while posting a 2.64 strikeout-to-walk ratio
- * Signed as a minor league free agent on July 2, 2012 out of Veracruz, Mexico...was part of the same international signing class as Julio Urias

Year-By-Year

2019

* In 38 games, he posted a combined 5-2 record with a 2.31 ERA (23 ER/89.2 IP) with 93 strikeouts against 32 walks across three different levels

* Started the season with Advanced-A Rancho Cucamonga, recording a 2-1 record with a 1.65 ERA (5 ER/27.1 IP) and 36 strikeouts

Was promoted to Double-A Tulsa on May 19, where he went 3-1 with a 2.23 ERA (12 ER/48.1 IP) in 15 games (eight starts)...finished the season with Triple-A Oklahoma City after being promoted on July 26, putting up a 3.86 ERA (6 ER/14.0 IP) and 13 strikeouts against four walks in 15 games with the OKC Dodgers

2018

Split the 2018 season between Single-A Great Lakes and Rookie-level Ogden, going a combined 1-5 with a 7.49 ERA over 33.2 IP with 25 K's against nine walks in 10 combined appearances (eight starts)...saw his first game action on June 11 after missing the entire 2017 season due to injury and starting the 2018 season on the disabled list

2017

Missed the entire season due to UCL Reconstruction (Tommy John) Surgery performed on March 5

2016

Posted a 3-6 record with a 3.61 ERA (38 ER/94.2 IP) in 22 games (19 starts) with Great Lakes, striking out 104 batters against 44 walks

2015

Compiled a 1-7 record and a 5.43 ERA (40 ER/66.1 IP) in 19 games (14 starts) between Ogden (RK), Great Lakes (A) and AZL Dodgers

2014

Spent the entire season with Rookie-advanced Ogden, putting up a 4-5 record with a 6.09 ERA (37 ER/54.2 IP)

2013

Began his professional career with the AZL Dodgers, appearing in 11 games (10 starts) while posting a

Personal

Victor Aaron González... resides in Tuxpan, Nayarit, Mexico... uncles, Fernando González, Rodolfo González, Joel Navarro González and Vinicio González, played professional baseball in Mexico...signed as a non-drafted free agent by Los Angeles on July 2, 2012... signed by scout Mike Brito

| Career Pitching Record | | | | | | | | | | | | | | | | | | | |
|------------------------|------------------|-------|-------|-----|----|----|-----|----|-------|-----|-----|-----|----|----|-----|-----|----|----|------|
| Year | Team | W-L | ERA | G | GS | CG | SHO | SV | IP | H | R | ER | HR | HB | BB | SO | WP | BK | AVG |
| 2013 | AZL Dodgers | 3-2 | 3.79 | 11 | 10 | 0 | 0 | 0 | 38.0 | 31 | 24 | 16 | 1 | 2 | 12 | 45 | 3 | 0 | .223 |
| 2014 | Ogden | 4-5 | 6.09 | 12 | 12 | 0 | 0 | 0 | 54.2 | 79 | 45 | 37 | 7 | 1 | 22 | 41 | 5 | 1 | .343 |
| 2015 | AZL Dodgers | 0-0 | 0.00 | 1 | 1 | 0 | 0 | 0 | 2.0 | 1 | 0 | 0 | 0 | 0 | 1 | 6 | 0 | 0 | .143 |
| | Ogden | 0-1 | 6.43 | 2 | 2 | 0 | 0 | 0 | 7.0 | 10 | 5 | 5 | 1 | 0 | 2 | 5 | 3 | 0 | .333 |
| 2016 | Great Lakes | 1-6 | 5.49 | 16 | 11 | 0 | 0 | 0 | 57.1 | 75 | 41 | 35 | 4 | 4 | 16 | 45 | 6 | 3 | .316 |
| | Great Lakes | 3-6 | 3.61 | 22 | 19 | 0 | 0 | 0 | 94.2 | 79 | 49 | 38 | 7 | 7 | 44 | 104 | 5 | 2 | .224 |
| Did Not Play - Injury | | | | | | | | | | | | | | | | | | | |
| 2018 | Great Lakes | 0-3 | 5.61 | 6 | 6 | 0 | 0 | 0 | 25.2 | 33 | 17 | 16 | 3 | 0 | 5 | 18 | 3 | 0 | .314 |
| | Ogden | 1-2 | 13.50 | 4 | 2 | 0 | 0 | 0 | 8.0 | 18 | 14 | 12 | 1 | 0 | 4 | 7 | 1 | 0 | .429 |
| 2019 | Rancho Cucamonga | 2-1 | 1.65 | 8 | 5 | 0 | 0 | 0 | 27.1 | 17 | 7 | 5 | 0 | 0 | 14 | 36 | 2 | 0 | .173 |
| | Tulsa | 3-1 | 2.23 | 15 | 8 | 0 | 0 | 2 | 48.1 | 48 | 15 | 12 | 4 | 2 | 14 | 44 | 1 | 0 | .259 |
| | Oklahoma City | 0-0 | 3.86 | 15 | 0 | 0 | 0 | 0 | 14.0 | 16 | 7 | 6 | 3 | 0 | 4 | 13 | 1 | 0 | .286 |
| Minor League- 7 years | | 17-27 | 4.34 | 112 | 76 | 0 | 0 | 2 | 377.0 | 407 | 224 | 182 | 31 | 16 | 138 | 364 | 30 | 6 | .275 |

Career Transactions

· July 2, 2012: Signed by the Los Angeles Dodgers as an amateur free agent.

Injured List

· No Injuries at the Major League Level



Brusdar

GRATEROL

RHP | 48

@Dodgers

Bats: Right **Throws:** Right

Height: 6-1 **Weight:** 265

Opening Day Age: 21

Born: August 26, 1998 in Calabozo, Venezuela

Resides: Calabozo, Venezuela

Acquired: Trade with Minnesota along with Luke Raley for Kenta Maeda and Jair Camargo

ML Service: 0.029

MLB Debut: September 1, 2019



Career Highlights

- * Hard throwing right-hander enters his sixth professional season and first with the Dodgers organization after being acquired from Minnesota on February 10, 2020
- * Has gone 1-1 with a 4.66 ERA (5 ER/9.2 IP) and 10 strikeouts in 10 Major League games with the Twins
- * Made his big league debut on September 1, 2019 at Detroit, tossing a scoreless inning of relief with a strikeout
- * Pitched out of the bullpen for the Twins during Game 1 of the 2019 ALDS at New York, where he threw a clean 8th inning with two strikeouts
- * In 51 MiLB games, he has a 19-6 record with a 2.48 ERA (59 ER/214.0 IP) while posting a 1.07 WHIP... has averaged 9.7 strikeouts per 9.0 innings, punching out 230 batters in 214.0 Minor League innings
- * Was selected as a Mid-Season All-Star in 2018 with Single-A Cedar Rapids and again in 2019 as a member of the Pensacola Blue Wahoos (AA)
- * According to MLB.com, he enters the 2020 season as the 83rd ranked prospect in Major League Baseball
- * Signed as an undrafted free agent on August 29, 2014 by scout Jose Leon

Year-By-Year

2019

- * Saw his first Major League action, posting a 1-1 record with a 4.66 ERA (5 ER/9.2 IP) in 10 relief appearances with the Twins
 - * Entered the season ranked third among Minnesota prospects according to Baseball America
 - * Had his contract selected on September 1 and made his big league debut the same day at Detroit... recorded first career strikeout, fanning Dawel Lugo, his first batter in the ninth inning... at 21.006-years-old, became 11th youngest Twins pitcher to ever make his debut, youngest since Rich Garces at 19.123-years-old in 1990
 - * Earned first career win September 14 at Cleveland (Game 2), pitching 2.0 scoreless innings with no hits, no walks and three strikeouts in a Twins 9-5 victory
 - * Combined to go 7-0, 1.92 ERA (13 ER/61.0 IP) with 23 walks, 61 strikeouts, a .179 opponents' batting average and one save in 18 games (11 starts) between Triple-A Rochester, Double-A Pensacola and the GCL Twins on the season.
 - * Named Twins Minor League Pitcher of the Week May 5, posting a 0.52 ERA (1 ER/17.1 IP), with 21 strikeouts and a .121 opponent batting average in two starts.
- Appeared solely out of the Blue Wahoos and Red Wings bullpens following his final start on August 1, posting a 2.89 ERA (10.1 IP, 3 ER) with a .152 opponents batting average in seven combined appearances...named a Mid-Season All-Star for Double-A Pensacola after going 5-0, 1.89 ERA (10 ER/47.2 IP), 46 strikeouts to just 19 walks and a .188 opponent batting average...missed nearly 10 weeks with a shoulder impingement from May 25-August 7.

2018

* Combined to go 8-4 with a 2.74 ERA (31 ER/102.0 IP) and 107 strikeouts in 19 games with Single-A Cedar Rapids and Advanced-A Fort Myers

* Named Midwest League Mid-Season All-Star after going 2-2, 2.48 ERA (36.1 IP/10 ER) with six walks and 42 strikeouts in seven starts before the All-Star break

Spent two stints on the 7-day Injured List from May 8-14 with back spasms and May 30-June 6 with a right hand contusion

2017

* Ranked the fifth-best prospect in the Twins system by Baseball America

Returned from elbow surgery on August 26 and finished the season with a 4-1 record with a 2.70 ERA (12 ER/40.0 IP) and 45 strikeouts in 10 games (seven starts) with the GCL Twins and Rookie level Elizabethton

2016

Spent the entire season recovering from "Tommy John" surgery

2015

Made his professional debut on June 3 for the DSL Twins, tossing 3.0 innings while allowing five hits and striking out five batters...went 0-1 with a 2.45 ERA (3 ER/11.0 IP) but had his season cut short after undergoing "Tommy John" surgery on his right elbow on June 20

Personal

Brusdar Javier Graterol... resides in Calabozo, Venezuela... was originally signed as a non-drafted free agent by the Twins on August 29, 2014 by scout Jose Leon

| Career Pitching Record | | | | | | | | | | | | | | | | | | | | |
|------------------------|--------------|------|------|----|----|----|-----|----|-----------------|-----|----|----|----|----|----|-----|----|----|------|--|
| Year | Team | W-L | ERA | G | GS | CG | SHO | SV | IP | H | R | ER | HR | HB | BB | SO | WP | BK | AVG | |
| 2015 | DSL Twins | 0-1 | 2.45 | 4 | 4 | 0 | 0 | 0 | 11.0 | 12 | 4 | 3 | 0 | 2 | 1 | 17 | 1 | 0 | .273 | |
| 2016 | | | | | | | | | ----Injured---- | | | | | | | | | | | |
| 2017 | Elizabethton | 2-1 | 3.92 | 5 | 5 | 0 | 0 | 0 | 20.2 | 16 | 9 | 9 | 1 | 1 | 9 | 24 | 1 | 0 | .213 | |
| | DSL Twins | 2-0 | 1.40 | 5 | 2 | 0 | 0 | 0 | 19.1 | 10 | 3 | 3 | 1 | 2 | 4 | 21 | 2 | 0 | .152 | |
| 2018 | Cedar Rapids | 3-2 | 2.18 | 8 | 8 | 0 | 0 | 0 | 41.1 | 30 | 12 | 10 | 3 | 4 | 9 | 51 | 4 | 0 | .195 | |
| | Fort Myers | 5-2 | 3.12 | 11 | 11 | 0 | 0 | 0 | 60.2 | 59 | 22 | 21 | 0 | 5 | 19 | 56 | 4 | 1 | .261 | |
| 2019 | MINNESOTA | 1-1 | 4.66 | 10 | 0 | 0 | 0 | 0 | 9.2 | 10 | 5 | 5 | 1 | 1 | 2 | 10 | 2 | 0 | .278 | |
| | Pensacola | 6-0 | 1.71 | 12 | 9 | 0 | 0 | 1 | 52.2 | 32 | 10 | 10 | 2 | 3 | 21 | 50 | 2 | 0 | .179 | |
| | Rochester | 1-0 | 5.06 | 4 | 0 | 0 | 0 | 0 | 5.1 | 4 | 3 | 3 | 1 | 1 | 2 | 7 | 0 | 1 | .211 | |
| | DSL Twins | 0-0 | 0.00 | 2 | 2 | 0 | 0 | 0 | 3.0 | 1 | 0 | 0 | 0 | 0 | 0 | 4 | 0 | 0 | .111 | |
| Major League- 1 year | | 1-1 | 4.66 | 10 | 0 | 0 | 0 | 0 | 9.2 | 10 | 5 | 5 | 1 | 1 | 2 | 10 | 2 | 0 | .278 | |
| Minor League - 4 years | | 19-6 | 2.48 | 51 | 41 | 0 | 0 | 1 | 214.0 | 164 | 63 | 59 | 8 | 18 | 65 | 230 | 14 | 2 | .212 | |

| Career Postseason Pitching Record | | | | | | | | | | | | | | | | | | | | |
|-----------------------------------|-------------------|-----|------|---|----|----|-----|----|-----|---|---|----|----|----|----|----|----|----|-----|--|
| Year | Team | W-L | ERA | G | GS | CG | SHO | SV | IP | H | R | ER | HR | HB | BB | SO | WP | BK | AVG | |
| 2019 | ALDS: MIN vs. NYY | 0-0 | 0.00 | 1 | 0 | 0 | 0 | 0 | 1.0 | 1 | 0 | 0 | 0 | 0 | 0 | 2 | 0 | 0 | 0 | |
| Postseason Totals | | 0-0 | 0.00 | 1 | 0 | 0 | 0 | 0 | 1.0 | 1 | 0 | 0 | 0 | 0 | 0 | 2 | 0 | 0 | 0 | |
| LDS Totals | | 0-0 | 0.00 | 1 | 0 | 0 | 0 | 0 | 1.0 | 1 | 0 | 0 | 0 | 0 | 0 | 2 | 0 | 0 | 0 | |

| Career Single-Game Bests | | | | | | | | | | | | | | | | | | | | | |
|----------------------------------|--------------------------------|--|--|--|--|--|--|--|--|--|-------------------------|---|--|--|--|--|--|--|--|--|--|
| Low-Hit Complete Game: | --- | | | | | | | | | | Most Strikeouts: | 3 (2x), last: September 22, 2019 vs. KC | | | | | | | | | |
| Most Innings Pitched - Starter: | --- | | | | | | | | | | Most Walks: | 1 (2x), last: September 6, 2019 vs. CLE | | | | | | | | | |
| Most Innings Pitched - Reliever: | 2.0, September 14, 2019 at CLE | | | | | | | | | | Longest Winning Streak: | 1 game, September 14, 2019 | | | | | | | | | |
| Most Earned Runs Allowed: | 3, September 6, 2019 vs. CLE | | | | | | | | | | Longest Losing Streak: | 1 games, September 29, 2019 - current | | | | | | | | | |

| Career Fielding Record | | | | | | | | |
|------------------------|------|----|----|---|---|----|----|-----|
| Position | PCT | G | PO | A | E | TC | DP | AVG |
| Pitcher | 1.00 | 10 | 1 | 2 | 0 | 3 | 0 | 0 |

Career Transactions

- August 29, 2014: Signed by the Minnesota Twins as an amateur free agent
- February 10, 2020: Traded to the Los Angeles Dodgers along with OF Luke Raley and 67th pick in the 2020 draft in exchange for RHP Kenta Maeda and catcher Jair Camargo.

Injured List

- No injuries at the Major League level



Kiké

HERNÁNDEZ

IF/OF | 14

@kikehndez

Bats: Right **Throws:** Right

Height: 5-11 **Weight:** 190

Opening Day Age: 28

Born: Aug. 24, 1991 in San Juan, Puerto Rico

Resides: Glendale, CA

Acquired: In a seven-player trade with the Miami Marlins on Dec. 10, 2014

ML Service: 5.054

MLB Debut: July 1, 2014



Career Highlights

- * Versatile utility man owns a .241 career batting average with 66 home runs and 207 RBI in 642 games over six big league seasons with the Astros (2014), Marlins (2014) and Dodgers (2015-19)
- * Has played every defensive position in the Majors except for catcher, combining to post a .981 fielding percentage and committing just 24 errors in 3761.0 innings...in the big leagues, has appeared at first base (13 G, 11 GS, 1.000 fielding pct.), second base (170 G, 110 GS, .985), third base (33 G, 14 GS, .870), shortstop (80 G, 54 GS, .974), left field (122 G, 57 GS, .992), center field (176 G, 126 GS, .985), right field (66 G, 32 GS, 1.000) and pitcher (1 G, July 24, 2018 at PHI)
- * Has an .829 OPS vs. left-handed pitchers, batting .266 (196-for-738) with a .350 OBP and a .478 SLG
- * Was traded twice during the 2014 calendar year, moving from the Astros to the Marlins on July 31 in a six player deal and was acquired by the Dodgers on Dec. 10 in a seven-player swap
- * Made his Major League debut on July 1, 2014 with Houston vs. Seattle, knocking an RBI double off Dominic Leone in his first at-bat and going 2-for-2 after entering the game in the seventh inning
- * Belted his first big league homer, a solo shot off Chris Young, in his first start (at DH) on July 2, 2014
- * Was a member of Team Puerto Rico in the 2017 World Baseball Classic, and hit .267 (4-for-15) with one run, one triple and two RBI in six games
- * In seven minor league seasons in the Astros (2009-14), Marlins (2014) and Dodger (2015-16) organizations, has a 268 batting average with 30 steals, 37 home runs and 226 RBI in 534 games
- * Has appeared at every defensive position except for pitcher and catcher during his minor league career, including 373 games at second base, 62 games at shortstop, 40 games in left field, 25 games at third base, 16 games in right field, nine games in center field and one game at first base
- * Selected by the Astros in the sixth round of the 2009 First-Year Player Draft

Year-By-Year

2019

- * Slashed .237/.304/.411 with 57 runs, 19 doubles, a triple, 17 home runs and a career-high 64 RBI in 130 games
- * Became the fifth Dodger to hit two homers on Opening Day, joining Roy Campanella (1954), Raul Mondesi (1995 and 1999), Yasmani Grandal (2017) and Joc Pederson (2019)...matched career-highs in homers (2) and runs scored (3) and marked his fourth career multi-homer game (last, 6/24/18 at NYM)
- * Played the majority of the season at second base, where he posted a .980 fielding percentage (5 E/589.1 INN) across a career-high 85 games (63 starts) at the position...ranked 16th among all second basemen (min. 550 INN) in fielding percentage and second in the NL with eight total zone runs as a second baseman...turned in a perfect fielding mark across 47 games (28 starts) in the outfield, including 20 games in center field, 17 games in right and 10 games in left...saw action in 11 games (six starts) at shortstop with two starts at first and one at third ...hit his second career grand slam in the seventh inning on June 18 against San Francisco (last: September 26, 2014 at WAS) and tied a career-best four RBI...launched his first of two, three-run, pinch-hit homers on May 27 vs. New York (NL) and later, June 27 at Colorado, to mark his fifth and sixth career pinch-hit homers...notched a career high four hits and RBI, a piece, while matching a career-high in homers (2) for the second time this season on July 18 at Philadelphia...on Aug. 22 against Toronto, tabbed his first career walk-off hit with a RBI single in the ninth for the team's 12th walk-off victory and second in as many nights...finished the

second half slashing .277/.345/.415 with 36 hits, nine doubles, three homers and 21 RBI over 44 games... from June 30 to Sept. 29, went 43-for-153 (.281) and collected a hit in 31 of 51 games, including 10 multi-hit performances with 15 extra-base knocks and 23 RBI...combined for eight doubles, four homers and 19 RBI at a .344/.412/.567 clip over 30 games between July and August...led the team in average, OBP and ranked third in slugging, tied for fifth in doubles and seventh in homers and RBI (min. 30 G) during the span...appeared in three Postseason games and slashed .429/.500/1.000 with a trio of hits and RBI, including a pinch-hit double in Game 3 and home run in Game 5...placed on the 10-day injured list on July 29 with a left-hand sprain...made a rehab assignment with AZL Dodgers Mota and Lasorda from Aug. 16-17 before rejoining the club on Aug. 20

2018

* Set career-highs in games played (145), runs (67), hits (103), triples (3, tied w/ 2014), home runs (21), RBI (52), walks (50), stolen bases (3, tied w/ 2017) and extra-base hits (41) in his fourth season with Los Angeles...also posted a .256/.336/.470 slash line with 17 doubles

* Posted a combined .984 overall fielding percentage (5 E/961.0 INN)...according to STATS, LLC, he was the first Dodger in franchise history to play every position (not counting catcher) in a season and was one of three players in 2018 in the Major Leagues to play every position (not counting catcher)

* Finished the year slashing .349/.429/.548 with 26 runs, nine doubles, two triples, four homers and 15 RBI in his final 46 games after the beginning of August...during that span, his batting average ranked the third best in the Majors (min. 150 PA)...his .976 OPS ranked ninth in the Majors

Appeared defensively in center field (63 G, 44 GS - .989 FPCT), right field (19 G, 7 GS - 1.000 FPCT), left field (18 G, 5 GS - 1.000 FPCT), shortstop (22 G, 17 GS, .983 FPCT), second base (41 G, 22 GS, 989 FPCT), third base (9 G, 2 GS, .800 FPCT) and first base (8 G, 7 GS - 1.000 FPCT), while also making one pitching appearance...made his first career pitching appearance on July 24, 2018 at Philadelphia...posted a .260/.335/.445 slash line against left-handed pitchers, while slashing .252/.338/.495 against righties...hit 12 of 21 home runs against right-handed pitchers...at home, hit .287 with 10 doubles, one triple, 14 home runs, 29 RBI and a .916 OPS, compared to a .227 batting average on the road...his OPS at home ranked the 11th best in the National League among hitters with 200 or more plate appearances...appeared in 15 postseason games for the Dodgers, going 5-for-41 (.122) with three runs, two homers and three RBI

2017

* In his third season with the Dodgers, he set career-best marks in games (140), runs (46), hits (64), doubles (24), home runs (11), RBI (37), walks (41) and stolen bases (3)...posted a .215 batting average (64-for-297), while 37 of his 64 hits this season were extra-base hits (24 2B, 2 3B, 11 HR)

* Appeared at every position except for pitcher and catcher, as he posted a combined .972 fielding percentage (6 E/682.2 IP)...played 34 games (16 GS - .977 fielding pct.) in center field, 28 games (12 GS - 1.000) in left field, 18 games (15 GS - 1.000) in right field, 24 games (16 GS - .959) at shortstop, 14 games (8 GS - .955) at third base, nine games (2 GS - .941) at second base and three games (2 GS - 1.000) at first base...according to STATS, LLC, he is the first Dodger in franchise history to make at least two starts at every position but pitcher and catcher

* Posted a .270 (41-for-152)/.367/.579 slashline with 13 doubles, two triples, 10 home runs and 27 RBI against left-handed pitchers...finished the season with the 11th best slugging percentage and 15th best OPS against left-handers in the National League

Belted a career-high tying two home runs on July 16 at Chicago-AL, recording his second career multi-homer game (also: April 15, 2016 vs. SF)...in 13 Postseason games, he slashed .320 (8-for-25)/.452/.720 with three home runs and eight RBI...stroked his first three career Postseason home runs in Game 5 of the NLCS against the Cubs, becoming the first Dodger to belt three homers in a single Postseason game and just the 11th Dodger to record a multi-homer game in a Postseason contest...stroked a grand slam in the third inning, becoming just the fourth Dodger in franchise history to hit a grand slam in a Postseason game, joining James Loney (2008 NLDS, G1), Ron Cey (1977 NLCS, Game 1) and Dusty Baker (1977 NLCS, Game 2)...according to Elias, he is also just the fifth player in big league history to hit three homers in a series-clinching Postseason win, joining Babe Ruth (1928 World Series), Reggie Jackson (1977 World Series), Adam Kennedy (2002 ALCS), and Adrian Beltre (2011 ALDS)...drove in seven runs in that game, which is a new single-game record for a League Championship Series contest and also tied Troy O'Leary (1999 ALDS) for the most in a series-clincher (source: Elias Sports Bureau)...prior to the beginning of the season, he joined Team Puerto Rico in the 2017 World Baseball Classic, going 4-for-15 (.267) with one run, one triple and two RBI in six games...the team lost in the finals at Dodger Stadium against Team U.S.A

2016

* Batted .190 with eight doubles, seven home runs and 18 RBI in 109 games with Los Angeles

* Posted a combined .982 fielding percentage, appearing in games at left field (41 G, 22 GS), center field (22 G, 16 GS), right field (7 G, 1 GS), third base (5 GS, 1 GS), second (11 GS, 5G) and shortstop (2 G, 1 GS)...recorded four outfield assists this season

Registered his first career multi-home run game on April 15 against the Giants, slugging his first career leadoff home run in the first inning and a solo shot in the third, both off of Madison Bumgarner...also drove in a career-high four RBI in that game...placed on the DL with a left ribcage inflammation from June 29-July 31, missing 26 games

2015

Appeared in 76 games in his first season with the Dodgers, batting .307 with seven homers and 22 RBI

Led the Majors (min. 75 AB) in batting average (.423), on-base percentage (.471) and slugging percentage (.744) against left-handed pitchers, going 33-for-78 with nine doubles, two triples, four homers and 16 RBI

Missed nearly a month on the DL with a left hamstring strain, Aug. 31-Sept. 28...saw his first postseason action and started four NLDS games against the Mets, going 4-for-13 (.308) with a stolen base and three runs scored...on Nov. 4, underwent an arthroscopic debridement (clean up) of his right shoulder, performed by Dr. Neal ElAttrache in Los Angeles...opened the season with Triple-A Oklahoma City before being called up to the Majors for good on April 28

2014

* Saw his first big league action, appearing in 42 games with the Marlins and Astros...also combined to hit .319 with 11 home runs and 42 RBI in 98 games in the minors with Double-A Corpus Christi, Triple-A Oklahoma City and Triple-A New Orleans

* Selected to Major League roster on July 1 by Houston and made MLB debut that night vs. Seattle, knocking an RBI double off Dominic Leone in his first at-bat and went 2-for-2 after entering the game in the seventh inning as a defensive replacement

Blasted his first homer, a solo shot off Chris Young, in his first start (at DH) on July 2...traded by the Astros with Austin Wates and Jarred Cosart to Miami for Francis Martes, Colin Moran, Jake Marisnick and 2015 compensation draft pick on July 31...blasted his first grand slam in the ninth inning of the second game of the Marlins' Sept. 26 doubleheader at Washington off Nats reliever Craig Stammen...acquired by Los Angeles from Miami with LHP Andrew Heaney, C Austin Barnes and RHP Chris Hatcher in exchange for IF Dee Gordon, RHP Dan Haren, IF Miguel Rojas and cash on Dec. 10

2013

Spent entire 2013 campaign with Double-A Corpus Christi in Houston system, batting .236 in 116 games

2012

Spent most of 2012 with Advanced-A Lancaster (100 games) before being promoted to Double-A Corpus Christi on August 10 for final 23 games of season...appeared in 122 games at second base and six in the outfield

2011

Appeared in just 62 games with Single-A Lexington to two stints on disabled list for right ankle sprains from April 17 to May 13, and again from July 28 through end of season...showed his versatility in the field, appearing in games at second base (12), third base (4), shortstop (3) and left field (32)

2010

Spent the entire season with Short-Season A Tri-City, batting .280 with 18 doubles, three homers and 33 RBI in 60 games...season was cut short on August 28 by trip to disabled list for right ankle sprain

2009

Named Gulf Coast League Astros Team MVP, hitting .295 with a homer and 27 RBI in 53 games in his first professional season

Personal

Enrique J. (Kiké) Hernández...nickname pronounced KEE-kay...married to Mariana...attended American Military Academy in Puerto Rico...appeared as himself in an episode of the popular soap opera "The Bold and The Beautiful" on Sept. 12, 2016...selected by the Astros in the sixth round of the 2009 First-Year Player Draft.

Career Batting Record

| Year | Team | AVG | G | AB | R | H | 2B | 3B | HR | RBI | SH | SF | HBP | BB | SO | SB | CS | OBP | SLG | E |
|------------------------|------------------|------|------|------|-----|-----|-----|----|-----|-----|----|----|-----|-----|-----|----|----|------|------|----|
| 2009 | GCL Astros | .295 | 53 | 207 | 35 | 61 | 12 | 3 | 1 | 27 | 2 | 2 | 4 | 10 | 28 | 8 | 2 | .336 | .396 | 16 |
| 2010 | Tri-City | .280 | 60 | 246 | 31 | 69 | 18 | 1 | 3 | 33 | 1 | 2 | 2 | 14 | 35 | 3 | 0 | .322 | .398 | 7 |
| 2011 | Lexington | .247 | 62 | 215 | 30 | 53 | 11 | 0 | 2 | 17 | 3 | 0 | 0 | 31 | 33 | 0 | 2 | .341 | .326 | 6 |
| 2012 | Corpus Christi | .247 | 23 | 81 | 7 | 20 | 2 | 0 | 1 | 3 | 1 | 0 | 2 | 4 | 9 | 2 | 2 | .299 | .309 | 2 |
| | Lancaster | .275 | 100 | 378 | 52 | 104 | 25 | 7 | 5 | 49 | 5 | 3 | 3 | 22 | 43 | 4 | 2 | .318 | .418 | 15 |
| 2013 | Corpus Christi | .236 | 116 | 437 | 53 | 103 | 18 | 2 | 13 | 46 | 5 | 2 | 5 | 34 | 70 | 5 | 3 | .297 | .375 | 16 |
| 2014 | HOUSTON | .284 | 24 | 81 | 10 | 23 | 4 | 2 | 1 | 8 | 0 | 0 | 0 | 8 | 11 | 0 | 0 | .348 | .420 | 2 |
| | MIAMI | .175 | 18 | 40 | 3 | 7 | 2 | 1 | 2 | 6 | 0 | 0 | 1 | 4 | 10 | 0 | 0 | .267 | .425 | 0 |
| | New Orleans | .250 | 21 | 72 | 8 | 18 | 5 | 0 | 2 | 6 | 0 | 1 | 1 | 10 | 13 | 0 | 1 | .345 | .403 | 0 |
| | Oklahoma City | .337 | 67 | 264 | 41 | 89 | 17 | 2 | 8 | 31 | 2 | 3 | 2 | 18 | 25 | 6 | 5 | .380 | .508 | 8 |
| | Corpus Christi | .325 | 10 | 40 | 9 | 13 | 3 | 0 | 1 | 5 | 0 | 0 | 0 | 3 | 3 | 0 | 0 | .372 | .475 | 0 |
| 2015 | LOS ANGELES | .307 | 76 | 202 | 24 | 62 | 12 | 2 | 7 | 22 | 1 | 2 | 2 | 11 | 46 | 0 | 2 | .346 | .490 | 3 |
| | Oklahoma City | .169 | 16 | 59 | 6 | 10 | 2 | 0 | 1 | 9 | 0 | 1 | 0 | 4 | 14 | 1 | 0 | .219 | .254 | 1 |
| 2016 | LOS ANGELES | .190 | 109 | 216 | 25 | 41 | 8 | 0 | 7 | 18 | 0 | 0 | 0 | 28 | 64 | 2 | 0 | .283 | .324 | 2 |
| | Tulsa | .000 | 2 | 8 | 0 | 0 | 0 | 0 | 0 | 0 | 0 | 0 | 0 | 1 | 3 | 0 | 0 | .111 | .000 | 0 |
| | Rancho Cucamonga | .375 | 2 | 8 | 2 | 3 | 1 | 0 | 0 | 0 | 0 | 0 | 0 | 2 | 3 | 1 | 0 | .500 | .500 | 0 |
| | AZL Dodgers | .000 | 2 | 0 | 0 | 0 | 0 | 0 | 0 | 0 | 0 | 0 | 0 | 0 | 0 | 0 | 0 | .000 | .000 | 0 |
| 2017 | LOS ANGELES | .215 | 140 | 297 | 46 | 64 | 24 | 2 | 11 | 37 | 1 | 3 | 0 | 41 | 80 | 3 | 0 | .308 | .421 | 6 |
| 2018 | LOS ANGELES | .256 | 145 | 402 | 67 | 103 | 17 | 3 | 21 | 52 | 4 | 5 | 1 | 50 | 78 | 3 | 0 | .336 | .470 | 5 |
| 2019 | LOS ANGELES | .237 | 130 | 414 | 57 | 98 | 19 | 1 | 17 | 64 | 0 | 4 | 6 | 36 | 97 | 4 | 0 | .304 | .411 | 6 |
| Major League-6 years | | .241 | 642 | 1652 | 232 | 398 | 86 | 11 | 66 | 386 | 6 | 14 | 10 | 178 | 386 | 12 | 2 | .316 | .426 | 24 |
| Dodgers Totals-5 years | | .240 | 1531 | 219 | 368 | 80 | 8 | 63 | 193 | 193 | 6 | 14 | 9 | 166 | 365 | 12 | 2 | .316 | .427 | 22 |
| Minor League-8 years | | .268 | 534 | 2023 | 274 | 543 | 114 | 15 | 37 | 226 | 19 | 14 | 19 | 153 | 279 | 30 | 17 | .324 | .394 | 71 |

Career Postseason Batting Record

| Year | Team | AVG | G | AB | R | H | 2B | 3B | HR | RBI | SH | SF | HP | BB | SO | SB | CS | OBP | SLG |
|-------------------|------------------|------|----|----|----|----|----|----|----|-----|----|----|----|----|----|----|----|------|-------|
| 2015 | NLDS: LA vs. NYM | .308 | 4 | 13 | 3 | 4 | 0 | 0 | 0 | 0 | 0 | 0 | 0 | 2 | 4 | 1 | 0 | .400 | .708 |
| 2016 | NLCS: LA vs. ChC | .000 | 6 | 8 | 0 | 0 | 0 | 0 | 0 | 0 | 0 | 0 | 0 | 3 | 2 | 0 | 0 | .273 | .000 |
| 2017 | NLDS: LA vs. ARI | .333 | 3 | 3 | 1 | 1 | 1 | 0 | 0 | 0 | 0 | 0 | 0 | 1 | 0 | 0 | 0 | .500 | .667 |
| | NLCS: LA vs. ChC | .444 | 4 | 9 | 3 | 4 | 0 | 0 | 3 | 7 | 0 | 0 | 0 | 2 | 1 | 0 | 1 | .545 | 1.444 |
| | WS: LA vs. HOU | .231 | 6 | 13 | 2 | 3 | 0 | 0 | 0 | 1 | 0 | 0 | 1 | 2 | 3 | 0 | 0 | .375 | .231 |
| 2018 | NLDS: LA vs. ATL | .167 | 4 | 12 | 2 | 2 | 0 | 0 | 1 | 1 | 0 | 0 | 0 | 3 | 2 | 2 | 0 | .333 | .417 |
| | NLCS: LA vs. MIL | .071 | 6 | 14 | 0 | 0 | 0 | 0 | 0 | 0 | 0 | 0 | 0 | 2 | 8 | 0 | 1 | .188 | .071 |
| | WS: LA vs. BOS | .133 | 5 | 15 | 1 | 2 | 0 | 0 | 1 | 2 | 0 | 0 | 0 | 0 | 4 | 0 | 0 | .133 | .333 |
| 2019 | NLDS: LA vs. WAS | .429 | 3 | 7 | 2 | 3 | 1 | 0 | 1 | 3 | 0 | 0 | 0 | 1 | 2 | 0 | 0 | .500 | 1.000 |
| Postseason Totals | | .213 | 41 | 94 | 14 | 20 | 2 | 0 | 6 | 14 | 0 | 0 | 1 | 16 | 26 | 3 | 2 | .333 | .759 |
| LDS Totals | | .286 | 14 | 35 | 8 | 10 | 2 | 0 | 2 | 4 | 0 | 0 | 0 | 7 | 8 | 3 | 0 | .514 | .919 |
| LCS Totals | | .161 | 16 | 31 | 3 | 5 | 0 | 0 | 3 | 7 | 0 | 0 | 0 | 7 | 11 | 0 | 2 | .316 | .452 |
| WS Totals | | .179 | 11 | 28 | 3 | 5 | 0 | 0 | 1 | 3 | 0 | 0 | 1 | 2 | 7 | 0 | 0 | .258 | .286 |

Career Single-Game Bests

| | | | |
|-------------------|--------------------------------------|-------------------------|---|
| Most Hits: | 4, June 18, 2019 at PHI | Most Stolen Bases: | 2, June 20, 2019 vs SF |
| Most RBI: | 4 (4x), last: June 18, 2019 at PHI | Most Walks: | 3, June 27, 2016 at PIT |
| Most Home Runs: | 2 (5x), last: June 18, 2019 at PHI | Longest Hitting Streak: | 10 games, Sept 28, 2018- April 3, 2019 |
| Most Runs Scored: | 3 (2x), last: March 28, 2019 vs. ARI | Grand Slams: | 1 (2x), last: June 18, 2019 vs. SF (Gott) |

Career Fielding Record

| Position | PCT | G | PO | A | E | TC | DP |
|--------------|-------|-----|-----|-----|---|-----|----|
| First Base | 1.000 | 13 | 66 | 2 | 0 | 68 | 3 |
| Second Base | .985 | 170 | 192 | 276 | 7 | 475 | 61 |
| Third Base | .870 | 33 | 11 | 29 | 6 | 46 | 1 |
| Shortstop | .974 | 80 | 74 | 149 | 6 | 229 | 25 |
| Right Field | 1.000 | 66 | 59 | 2 | 0 | 61 | 1 |
| Left Field | .992 | 122 | 110 | 9 | 1 | 120 | 3 |
| Center Field | .985 | 176 | 266 | 5 | 4 | 275 | 4 |

Career Transactions

- June 9, 2009: Drafted by the Houston Astros in the 6th round of the 2009 amateur draft. Player signed June 16, 2009.
- July 31, 2014: Traded by the Houston Astros with Austin Wates (minors) and Jarred Cosart to the Miami Marlins for Jake Marisnick, Francis Martes, Colin Moran and 2015 competitive balance round A pick.
- December 11, 2014: Traded by the Miami Marlins with Austin Barnes, Chris Hatcher and Andrew Heaney to the Los Angeles Dodgers for Dee Gordon, Dan Haren, Miguel Rojas and cash.

Injured List

- July 23, 2013-conclusion of the season (left quad strain)
- Aug. 31-Sept. 28, 2015 (left hamstring strain)
- June 29-July 31, 2016 (left ribcage inflammation)
- July 29-August 20, 2019 (left hand sprain)



Kenley

JANSEN

RHP | 74

@kenleyjansen74

Bats: Right **Throws:** Right

Height: 6-5 **Weight:** 265

Opening Day Age: 32

Born: September 30, 1987 in Williamstad, Curacao

Resides: Palos Verdes, CA

Acquired: Signed as a non-drafted free agent November 17, 2004

ML Service: 9.073

MLB Debut: July 24, 2010



Career Highlights

- * In 10 MLB seasons, has gone 30-21 with 301 saves and a 2.35 ERA in 605 games...has struck out 903 against just 159 walks in 611.2 innings
- * Ranks 28th on the all-time saves list (next: Doug Jones, 303) and is third among active relievers in saves, trailing only Craig Kimbrel (346) and Fernando Rodney (327)...is the only pitcher in baseball with 30+ saves in each of the last six seasons (2014-19), and the only Dodger in history to accomplish the feat
- * During the course of his career, has limited opponents to a .179 batting average with a 0.91 WHIP
- * Since his debut in 2010, he leads big league relievers in strikeouts, strikeout-to-walk ratio (5.68) and WHIP and ranks among leaders in saves (2nd), ERA (3rd), opponents' batting average (3rd), save percentage (88.8, 3rd), swing and miss rate (33.2, 3rd) and SO/9 (13.29, 3rd) (min. 500.0 IP)
- * Joins Eric Gagné (2002-04) as the only pitchers in Dodger history with three seasons of 40 or more saves (2014, '16-'17)...also has four 100+ strikeout seasons (2013-14, '16-'17), which is also the most by a Dodger reliever...Jansen and Gagné are the only Dodger relievers to be selected for three consecutive All-Star Games
- * Has pitched the most all-time games by a Dodger hurler (605) and is the Dodgers' all-time leader in saves (301), strikeouts by a reliever (903) and relief appearances
- * Has tossed scoreless relief in 33 of 41 career postseason appearances, posting a 2.01 ERA (11 ER/49.1 IP) and 16 saves, which is the most in Dodger franchise postseason history...since saves became an official stat in 1969, he sits third all-time among Major League pitchers in career postseason saves
- * Had dominant seasons in 2016 and 2017 to capture the Trevor Hoffman NL Reliever of the Year awards and is the only pitcher to win the Reliever of the Year award consecutively ...in 2016, led the Majors in WHIP (0.67) and opponents' batting average (.150), while ranking among the NL's best in saves (47, T-2nd), ERA (1.83, 2nd) and strikeouts (104, 3rd)...followed it up in 2017 by leading MLB relievers in ERA (1.32) and WHIP (0.75), and tying for the NL lead with 41 saves
- * Made his Major League debut on July 24, 2010 and tossed a perfect inning...struck out the Mets' Angel Pagan and David Wright for the first two outs of his career...picked up his first career victory on Sept. 11, 2010 at Houston...recorded his first save on July 25, 2010 against the Mets at Dodger Stadium
- * Converted from a catcher to a pitcher during the 2009 season after posting a .229 career batting average with 15 homers and 97 RBI in five minor league seasons
- * Originally signed by the Dodgers as a non-drafted free agent on Nov. 17, 2004

Year-By-Year

2019

- * Ranked among National League pitchers in saves (33, 5th) and games finished (51, T-4th)...was one of 11 Major League pitchers with at least 30 saves
- * Recorded at least 30 saves for the sixth straight year, becoming only one of three active players to reach the 30 save mark in six or more seasons, joining Aroldis Chapman (7) and Craig Kimbrel (8)
- * Produced four saves of more than 1.0 inning...earned a season-long 1.2 inning save against the Mets on May 27

Went 5-3 with a 3.71 ERA (26 ER/63.0 IP) and a 1.06 WHIP in 62 games...struck out 80 batters against 16 walks, averaging 11.43 strikeouts per 9.0 innings while posting a 5.00 strikeout-to-walk ratio...limited opponents to a .213 average, including a .198 mark against left-handers and a .229 average against righties...on April 17 against Cincinnati, he passed Don Sutton (550) for the most all-time games pitched by a Dodger...the Dodgers went 49-13 in games in which he pitched

2018

- * Earned a third consecutive All-Star selection after going 1-5 with 38 saves and a 3.01 ERA (24 ER/71.2 IP) in 69 relief appearances
- * Struck out 82 batters against just 17 walks in 71.2 innings...held opposing hitters to a .201 average, while posting a 0.99 WHIP
- * Ranked second in the NL with 38 saves, behind only the Rockies' Wade Davis...collected five four-plus out saves...also ranked among NL relievers in strikeout-to-walk ratio (4.82, 8th), strikeouts (9th) and WHIP (12th)

Successfully converted 90.5 percent of his save opportunities, including a run of 21 consecutive save opportunities from April 22-July 4...picked up the 250th save of his career on June 25 vs. the Cubs, becoming the 36th pitcher in MLB history to reach the milestone...tossed scoreless relief in seven of nine Postseason appearances, allowing two runs in 10.2 innings (1.69 ERA)...limited opposing hitters to a .114 batting average (4-for-35) with a 0.66 WHIP, while striking out nine...missed 10 games due to an irregular heartbeat (August 10-20)...underwent a heart ablation procedure on Nov. 26, 2018, performed by Dr. Koonlawee Nademanee in Los Angeles

2017

- * Honored as the Trevor Hoffman NL Reliever of the Year for the second consecutive season and selected to his second straight All-Star game after going 5-0 with a 1.32 ERA (10 ER/68.1 IP) and 41 saves...recorded his third-career 40-plus save season (also: 2014, '16), joining Eric Gagné (2002-04) as the only pitchers in Dodger history with three seasons of 40 or more saves
- * Led Major League relievers in ERA (1.32), WHIP (0.75) and strikeout-to-walk ratio (15.57), while tied for the National League lead in saves (41, T-2nd ML)...also ranked among the NL relievers in strikeouts (109, 2nd), wins (5, T-10th) and strikeouts per nine innings (14.36, 2nd)
- * Limited hitters to a .177 (5th, NL)/.206 (1st, NL)/.270 (4th, NL) slashline, including holding right-handers to a .120 average (15-for-125) and a .236 mark against lefties (29-for-123)...held batters to a .476 OPS, which was the third lowest in the National League

Held batters with runners in scoring position to a .136 average (8-for-59) and a .161 mark with runners on base...named National League Reliever of the Month for the month of June...was perfect in save opportunities throughout the month, as he converted each of his 10 chances over 12 games in 14.0 innings, while striking out 18 against a lone walk...posted a scoreless innings streak of 17.0 innings (May 23-July 5)...recorded the 200th save of his career after tossing a perfect ninth inning with a strikeout against the Reds on June 11...began the season striking out 51 of 115 batters he faced without issuing a walk, which according to Elias Sports Bureau is the most strikeouts to open a season without a walk in big league history...struck out the side on only nine pitches in the ninth inning on May 18 against the Marlins at Dodger Stadium, which was the 79th time in Major League history that an immaculate inning was recorded...became the first Dodger pitcher to throw an immaculate inning since Todd Worrell on Aug. 13, 1995...recorded his first career extra-base hit and RBI on June 25 against the Rockies after stroking an RBI double in the eighth inning off of Greg Holland...tossed scoreless relief in 10 of 13 postseason appearances and converted five of six save opportunities...three of the five saves were four-plus out saves...went 1-1 with a 1.62 ERA (3 ER/16.2 IP) and struck out 20 batters against just three walks, while limiting batters to a .138 average...since saves became an official stat in 1969, he is tied for fourth all-time on the career postseason saves list

2016

- * Named the Trevor Hoffman NL Reliever of the Year and selected to his first-career All-Star Game, going 3-2 with 47 saves and a 1.83 ERA in 71 games
- * Tied with Zach Britton and Mark Melancon for second in the Majors with a career-high 47 saves, four behind Jeurys Familia...was 47 of 53 in save opportunities and was the only Dodger to record a save in 2016, marking the first time that's happened since the save became a statistic in 1969
- * Led the Majors in WHIP (0.67) and opponents' batting average (.150), while ranking among the National League's best relievers in ERA (1.83, 2nd) and strikeouts (104, 3rd)...walked only 11 batters in 68.2 innings and owned the best strikeout-to-walk ratio in the National League (9.45)
- * On June 21 vs. Washington, established new Dodger franchise marks in saves, finishing the year with 189 after surpassing Eric Gagné (161)...also set the franchise record for strikeouts as a reliever (632), eclipsing Jim Brewer's mark of 604

Tossed scoreless relief in six of seven postseason appearances and successfully converted all three save opportunities in the NLDS and NLCS...five of seven outings were more than 1.0 inning, while his 3.0 innings in NLCS Game 6 at Chicago were a career high...also established a career high with 51 pitches thrown in 2.1 innings in NLDS Game 5 at Washington

2015

- * Was successful on 36 of 38 save opportunities (94.7%), while going 2-1 with a 2.41 ERA in 54 games in his sixth MLB season
- * In the postseason, picked up two saves in as many opportunities and struck out four in 3.1 scoreless innings in

three NLDS games against the Mets

* Led MLB relievers with a 0.78 WHIP and ranked among the NL leaders in saves (7th), save percentage (3rd) and opponents' batting average (.176, 3rd)...struck out 80 against just eight walks, leading NL relievers with a 10.00 strikeout-to-walk ratio

Made his 2015 debut on May 15 vs. Colorado and struck out four in a scoreless eighth inning (Carlos Gonzalez reached on a passed ball), as he recorded just the sixth four-strikeout inning by a pitcher in Dodger history... missed first 34 games of the season due to Feb. 17 surgery to remove a growth from a bone in his left fifth metatarsal

2014

* Posted a 2-3 record with a 2.76 ERA and tied for third in the NL with a career-high 44 saves in his fifth big league season

* Converted 16 consecutive save opportunities from April 17-June 17 and 44-of-49 save opportunities overall (89.8%)

* Ranked second among NL relievers with 101 strikeouts, as he posted his second consecutive 100-strikeout season

* Limited opponents to a .224 batting average, including a .169 mark against right-handed hitters (22-for-130)

Picked up his 100th career save on Aug. 27 at Arizona, becoming the sixth Dodger reliever to reach the milestone... appeared in one postseason game in the Dodgers' NLDS loss to the Cardinals, striking out two in a scoreless inning to pick up the save in Game 2

2013

* Recorded 28 saves in 32 opportunities and ranked among the NL relief leaders in saves (T-11th), ERA (1.88, 6th), opponents' batting average (.177, 7th), WHIP (0.86, 2nd) and strikeouts (111, 2nd) in 75 games (T-4th)

* His 111 strikeouts ranked as the seventh-most all-time by a Los Angeles reliever

Allowed just four hits all season with runners in scoring position, limiting opponents to a .068 average (4-for-59) with 23 strikeouts in those situations...retired 27 consecutive batters from July 23-Aug. 8, including 15 strikeouts... made six postseason appearances for the Dodgers, successfully converting both of his save opportunities and allowing two runs on six hits in 4.1 innings (4.15 ERA)

2012

* Ranked among the NL relief leaders in wins (5, T-10th), saves (25, T-10th), strikeouts (99, 3rd), ERA (2.35, 8th), opponents' batting average (.146, 3rd) and WHIP (0.85, 3rd)

* Successfully converted 25 of 32 save opportunities after taking over as the club's full-time closer in May

Did not appear in a game between Aug. 28-Sept. 19 after suffering an irregular heartbeat during his Aug. 27 appearance at Colorado...had ablation heart surgery on Oct. 23 performed by Dr. Koonwalee Nademanee at White Memorial Hospital

2011

* Established a then-Major League record by averaging 16.10 strikeouts per nine innings...struck out 96 in 53.2 innings pitched...his 96 Ks were tied for fifth among Major League relievers

Overall, went 2-1 with a 2.85 ERA and five saves in 51 games...limited opponents to a .159 batting average, which ranked third among Major League pitchers (min. 50.0 IP)...made his first Opening Day roster and tied for seventh in the NL Rookie of the Year balloting...only one of 21 inherited runners scored off him (95.2%)...batters swung and missed at 38.3% of his pitches, which was the second-best mark in baseball, behind Craig Kimbrel's 38.6 swing-and-miss pct. (min. 30 games)...was hospitalized with an irregular heartbeat after his July 26 outing...was placed on the disabled list on July 29 due to blood thinning medication taken to treat the irregular heartbeat...was activated on Aug. 25

2010

* Saw his first big league action and finished the season 1-0 with a 0.67 ERA (2 ER/27.0 IP) and four saves in 25 games in his first full season as a pitcher...limited hitters to a .130 batting average (12-for-92) with just three extra-base hits (all doubles)

* Made his big league debut on July 24 and tossed a perfect inning...struck out the Mets' Angel Pagan and David Wright for the first two outs of his career

* Despite pitching in just 25 games (27.0 IP), his 41 strikeouts tied for ninth among all rookie relievers

* Earned his first save on July 25 vs. NYM, which was his second Major League game

* Picked up his first Major League victory on Sept. 11 at Houston, firing a perfect eighth inning

Named to Baseball America's minor league second team as a relief pitcher and combined to go 5-1 with eight saves and a 1.60 ERA in 33 games with Single-A Inland Empire and Double-A Chattanooga...selected as a Double-A Southern League All-Star and earned the save in the All-Star Game

2009

Opened the season as a catcher and combined to hit .198 with a home run and 13 RBI in 34 games with Inland Empire and Triple-A Albuquerque...activated by Inland Empire on July 29 and converted to a pitcher, allowing six runs in 11.2 innings (4.63 ERA) in 12 relief appearances...following the season, pitched for the Peoria Javelinas of the Arizona Fall League...played for Team Netherlands as a catcher in the 2009 World Baseball Classic, going 1-for-13 with a walk in five games

2008

Spent the entire campaign with Single-A Great Lakes and selected as a midseason Midwest League All-Star, ranking fourth on the club with nine homers and fifth on the team with 27 RBI in 79 games

2007

Split the season between Single-A Great Lakes and Rookie-advanced Ogden, appearing in 73 games

2006

Spent the entire season with the Rookie-level Gulf Coast League Dodgers, batting .248 with a home run and 10 RBI in 35 games

2005

Opened the season with Rookie-level Gulf Coast League, batting .304 (31-for-102) with one home run and 18 RBI in 34 games before being promoted to Rookie-advanced Ogden on Aug. 26

Personal

Kenley Jansen...married to Gianni...has a daughter, Natalia, and two sons, Kaden and Kyrian...wears the No. 74 because that is his house number in Curacao...traveled with the Dodgers to Taiwan in March 2010...played for Team Netherlands in the 2009, 2013 and 2017 World Baseball Classics...signed as a non-drafted free agent on Nov. 17, 2004...signed by scouts Camilo Pascual and Rolando Chirino.

Career Pitching Record

| Year | Team | W-L | ERA | G | GS | CG | SHO | SV | IP | H | R | ER | HR | HB | BB | SO | WP | BK | AVG |
|------------------------|------------------|-------|------|----|----|----|-----|-----|-------|-----|-----|-----|----|----|-----|-----|----|----|------|
| 2009 | Inland Empire | 0-0 | 4.63 | 12 | 0 | 0 | 0 | 0 | 11.2 | 14 | 6 | 6 | 1 | 0 | 11 | 19 | 1 | 1 | .298 |
| 2010 | LOS ANGELES | 1-0 | 0.67 | 25 | 0 | 0 | 0 | 4 | 27.0 | 12 | 2 | 2 | 0 | 1 | 15 | 41 | 1 | 0 | .130 |
| | Chattanooga | 4-0 | 1.67 | 22 | 0 | 0 | 0 | 8 | 27.0 | 14 | 6 | 5 | 0 | 0 | 17 | 50 | 3 | 0 | .151 |
| 2011 | Inland Empire | 1-1 | 1.50 | 11 | 0 | 0 | 0 | 0 | 18.0 | 15 | 3 | 3 | 0 | 0 | 6 | 28 | 1 | 0 | .231 |
| | LOS ANGELES | 2-1 | 2.85 | 51 | 0 | 0 | 0 | 5 | 53.2 | 30 | 17 | 17 | 3 | 2 | 26 | 96 | 0 | 2 | .159 |
| | Chattanooga | 0-1 | 4.50 | 5 | 0 | 0 | 0 | 0 | 6.0 | 2 | 3 | 3 | 1 | 0 | 3 | 9 | 0 | 0 | .111 |
| 2012 | Rancho Cucamonga | 0-0 | 0.00 | 2 | 2 | 0 | 0 | 0 | 2.0 | 0 | 0 | 0 | 0 | 0 | 0 | 4 | 0 | 0 | .000 |
| | LOS ANGELES | 5-3 | 2.35 | 65 | 0 | 0 | 0 | 25 | 65.0 | 33 | 18 | 17 | 6 | 3 | 22 | 99 | 3 | 0 | .146 |
| 2013 | LOS ANGELES | 4-3 | 1.88 | 75 | 0 | 0 | 0 | 28 | 76.2 | 48 | 16 | 16 | 6 | 3 | 18 | 111 | 2 | 0 | .177 |
| 2014 | LOS ANGELES | 2-3 | 2.76 | 68 | 0 | 0 | 0 | 44 | 65.1 | 55 | 20 | 20 | 5 | 0 | 19 | 101 | 2 | 0 | .224 |
| 2015 | LOS ANGELES | 2-1 | 2.41 | 54 | 0 | 0 | 0 | 36 | 52.1 | 33 | 14 | 14 | 6 | 2 | 8 | 80 | 0 | 0 | .176 |
| | Rancho Cucamonga | 0-1 | 5.06 | 6 | 5 | 0 | 0 | 0 | 5.1 | 6 | 3 | 3 | 1 | 0 | 1 | 8 | 0 | 0 | .300 |
| 2016 | LOS ANGELES | 3-2 | 1.83 | 71 | 0 | 0 | 0 | 47 | 68.2 | 35 | 14 | 14 | 4 | 2 | 11 | 104 | 1 | 0 | .150 |
| 2017 | LOS ANGELES | 5-0 | 1.32 | 65 | 0 | 0 | 0 | 41 | 68.1 | 44 | 11 | 10 | 5 | 2 | 7 | 109 | 2 | 1 | .177 |
| 2018 | LOS ANGELES | 1-5 | 3.01 | 69 | 0 | 0 | 0 | 38 | 71.2 | 54 | 28 | 24 | 13 | 2 | 17 | 82 | 0 | 2 | .201 |
| 2019 | LOS ANGELES | 5-3 | 3.71 | 62 | 0 | 0 | 0 | 33 | 63.0 | 51 | 28 | 26 | 9 | 4 | 16 | 80 | 2 | 3 | .213 |
| Major League-10 years | | 30-21 | 2.35 | 0 | 0 | 0 | 0 | 301 | 611.2 | 395 | 168 | 160 | 57 | 21 | 159 | 903 | 13 | 8 | .179 |
| Dodger Totals-10 years | | 30-21 | 2.35 | 0 | 0 | 0 | 0 | 301 | 611.2 | 395 | 168 | 160 | 57 | 21 | 159 | 903 | 13 | 8 | .179 |
| Minor League-4 years | | 5-3 | 2.57 | 58 | 7 | 0 | 0 | 8 | 70.0 | 51 | 21 | 20 | 3 | 0 | 38 | 118 | 5 | 1 | .205 |

Career Postseason Pitching Record

| Year | Team | W-L | ERA | G | GS | CG | SHO | SV | IP | H | R | ER | HR | HBP | BB | SO | WP | BK | |
|-------------------|-------------------|-----|------|----|----|----|-----|----|------|----|----|----|----|-----|----|----|----|----|---|
| 2013 | NLDS: LA vs. ATL | 0-0 | 0.00 | 3 | 0 | 0 | 0 | 1 | 2.1 | 1 | 0 | 0 | 0 | 0 | 1 | 7 | 0 | 0 | |
| | NLCS: LA vs. STL | 0-0 | 9.00 | 3 | 0 | 0 | 0 | 1 | 2.0 | 5 | 2 | 2 | 0 | 0 | 0 | 3 | 0 | 0 | |
| 2014 | NLDS: LA vs. STL | 0-0 | 0.00 | 1 | 0 | 0 | 0 | 1 | 1.0 | 0 | 0 | 0 | 0 | 0 | 0 | 2 | 0 | 0 | |
| 2015 | NLDS: LA vs. NYM | 0-0 | 0.00 | 3 | 0 | 0 | 0 | 2 | 3.1 | 1 | 0 | 0 | 0 | 0 | 3 | 4 | 0 | 0 | |
| 2016 | NLDS: LA vs. WAS | 0-0 | 6.75 | 4 | 0 | 0 | 0 | 2 | 5.1 | 4 | 4 | 4 | 1 | 1 | 5 | 9 | 0 | 0 | |
| | NLCS: LA vs. ChC | 0-0 | 0.00 | 3 | 0 | 0 | 0 | 1 | 6.1 | 1 | 0 | 0 | 0 | 0 | 0 | 10 | 0 | 0 | |
| 2017 | NLDS: LAD vs. ARI | 0-0 | 0.00 | 3 | 0 | 0 | 0 | 2 | 3.2 | 2 | 1 | 0 | 0 | 0 | 1 | 4 | 0 | 0 | |
| | NLCS: LAD vs. ChC | 1-0 | 0.00 | 4 | 0 | 0 | 0 | 1 | 4.1 | 0 | 0 | 0 | 0 | 1 | 0 | 8 | 0 | 0 | |
| | WS: LAD vs. HOU | 0-1 | 3.12 | 6 | 0 | 0 | 0 | 2 | 8.2 | 6 | 3 | 3 | 2 | 1 | 2 | 8 | 0 | 0 | |
| 2018 | NLDS: LAD vs. ATL | 0-0 | 0.00 | 2 | 0 | 0 | 0 | 1 | 2.0 | 1 | 0 | 0 | 0 | 0 | 0 | 3 | 0 | 0 | |
| | NLCS: LAD vs. MIL | 0-0 | 0.00 | 4 | 0 | 0 | 0 | 2 | 4.2 | 1 | 0 | 0 | 0 | 0 | 2 | 7 | 0 | 0 | |
| | WS: LAD vs. BOS | 0-0 | 4.50 | 3 | 0 | 0 | 0 | 0 | 4.0 | 2 | 2 | 2 | 2 | 0 | 1 | 3 | 0 | 0 | |
| 2019 | NLDS: LAD vs. WAS | 0-0 | 0.00 | 2 | 0 | 0 | 0 | 0 | 1.2 | 0 | 0 | 0 | 0 | 0 | 0 | 2 | 0 | 0 | |
| Postseason Totals | | 1-1 | 2.01 | 41 | 0 | 0 | 0 | 16 | 49.1 | 24 | 12 | 11 | 5 | 3 | 15 | 70 | 0 | 0 | |
| LDS Totals | | 0-0 | 1.86 | 18 | 0 | 0 | 0 | 9 | 19.1 | 9 | 5 | 4 | 1 | 1 | 10 | 31 | 0 | 0 | |
| LCS Totals | | 1-0 | 1.04 | 14 | 0 | 0 | 0 | 5 | 17.1 | 7 | 2 | 2 | 2 | 0 | 1 | 2 | 28 | 0 | 0 |
| WS Totals | | 0-1 | 3.55 | 9 | 0 | 0 | 0 | 2 | 12.2 | 8 | 5 | 5 | 4 | 1 | 3 | 11 | 0 | 0 | |

Career Single-Game Bests

| | | | |
|----------------------------------|--------------------------------------|-------------------------|---|
| Low-Hit Complete Game: | None | Most Strikeouts: | 4 (11x), last: June 2, 2017 at MIL |
| Most Innings Pitched - Starter: | None | Most Walks: | 2 (24x), last: July 26, 2019 at WAS |
| Most Innings Pitched - Reliever: | 2.0 (13x), last: May 5, 2018 vs. ARI | Longest Winning Streak: | 6 games, June 19, 2016-July 26, 2017 |
| Most Earned Runs Allowed: | 5, April 19, 2011 vs. ATL | Longest Losing Streak: | 3 games (3x), last: April 9-June 20, 2014 |

Career Fielding Record

| Position | PCT | G | PO | A | E | TC | DP |
|----------|------|-----|----|----|---|----|----|
| Pitcher | .909 | 605 | 28 | 22 | 5 | 55 | 3 |

Career Transactions

- November 17, 2004: Signed by the Los Angeles Dodgers as an amateur free agent.
- January 10, 2017: Signed as a Free Agent with the Los Angeles Dodgers.

Injured List

- May 29-June 17, 2011 (right shoulder inflammation)
- July 29-Aug. 25, 2011 (irregular heartbeat)
- March 27-May 15, 2015 (fifth metatarsal surgery)
- Aug. 10 - Aug. 20, 2018 (irregular heartbeat)



Joe

KELLY

RHP | 17

@Dodgers

Bats: Right **Throws:** Right

Height: 6-1 **Weight:** 174

Opening Day Age: 31

Born: June 9, 1988 in Anaheim, California

Resides: Riverside, CA

Acquired: Signed as a free agent on December 21, 2018

ML Service: 7.029

ML Debut: June 12, 2012



Career Highlights

- * Hard-throwing reliever enters his ninth big league season and second with the Dodgers after signing with the club as a free agent previous to the 2019 season
- * Has a 48-29 career record with three saves and a 3.92 ERA in 305 games (79 starts) in eight seasons with the Cardinals (2012-14), Red Sox (2014-18) and Dodgers (2019)
- * In 226 relief appearances, has posted a 3.56 ERA (97 ER/245.1 IP) to go along with a .236 opponents' batting average...has not made a start since June 1, 2016
- * Has had success in the Postseason, posting a 3-3 career record with a 3.47 ERA (19 ER/49.1 IP) in 28 games (four starts)...held opponents to a .228 average with a 1.24 WHIP...helped lead Boston to the 2018 title, allowing just two runs (one earned) in 11.1 innings in nine Postseason games
- * Won 15 straight decisions from Aug. 1, 2015-June 16, 2017, spanning 56 appearances (15 starts)...the career-best run was the second longest win streak in Red Sox history behind only Smoky Joe Wood's 16-game streak in 1912
- * Had a career-best 22.0 scoreless innings streak over 24 appearances from May 1-July 9, 2017
- * Made his MLB debut on June 10, 2012 with St. Louis vs. Cleveland, allowing one run on seven hits over 5.0 innings in a no-decision
- * Picked up his first career victory on June 22, 2012 at Kansas City, allowing three runs on nine hits in 6.0 innings in the Cardinals' 11-4 win
- * Earned his first save on April 1, 2018 with Boston at Tampa Bay, firing a scoreless inning to preserve a 2-1 Red Sox win
- * Selected by St. Louis in the third round of the 2009 First-Year Player Draft out of UC Riverside

Year-By-Year

2019

- * In his first year with Los Angeles, he went 5-4 with a save and eight holds, while posting a 4.56 ERA (26 ER/51.1 IP) in 55 games
- * Made his Dodger debut on March 29 against Arizona, allowing two earned runs on three hits in 1.1 innings
- * Recorded his first win as a member of the Dodgers on April 7 at Colorado, after tossing 1.2 innings of relief while allowing two earned runs on three hits and striking out three batters
- * Struck out 62 batters against 22 walks, establishing career-highs in strikeouts per 9.0 innings (10.87) and strikeout-to-walk ratio (2.82)

Over the span of 37 appearances from May 28- September 29, posted a 2.38 ERA (9 ER/34.0 IP) and a 1.12 WHIP, while striking out 45 batters...recorded a 10.0 scoreless inning streak from July 31-August 28, the fifth longest streak in his career...appeared in three postseason games for the Dodgers, allowing six earned runs on five hits in 2.1 innings, striking out four batters against five walks

2018

- * Appeared in a new career-high 73 games in relief for the Red Sox totaling 65.2 IP with a 4.39 ERA and holding opposing batters to a .234 average

On April 1, Kelly earned his first career save after closing out the ninth inning of a 2-1 victory over the Tampa Bay Rays...in nine appearances during the postseason, posted a 0.79 ERA (11.1 IP/1 ER) and a 2-1 record to help lead the Red Sox to a World Series title...pitched in all five games of the World Series without surrendering a run over 6.0 IP and holding batters to a .182 average and striking out 10 against zero walks...picked up the win in Game 4

2017

* Appeared in a career-high 54 games in his first MLB season working exclusively as a reliever

* Did not allow a run in 42 of 54 appearances.

* Retired 41 of 54 first batters faced (76%).

* Set career lows in opponent AVG (.202), OBP (.294), SLG (.279), and OPS (.573)...among qualified AL relievers, his opponent OPS ranked 14th

Held right-handed hitters to a .191 AVG (26-for-136) and LHH to a .222 AVG (16-for-72)...allowed three home runs in 58.0 IP for a 0.47 HR/9.0 IP ratio, the 11th-lowest mark among AL relievers...posted a career-best 22.0-inning scoreless streak from May 1-July 9, the longest of the season for any AL reliever and any Red Sox pitcher...had the streak snapped in his second inning of work on July 9 at TB (1.2 IP)...his streak of 23 consecutive games without a run allowed was the third longest in Red Sox history behind Daniel Bard (25 in 2011) and Koji Uehara (27 in 2013)...had his career-best 15-game win streak snapped on July 9 at TB...the streak, which began on Aug. 1, 2015, was the second longest in Red Sox history behind Smoky Joe Wood's 16-game streak in 1912...was placed on the 10-day disabled list with a left hamstring strain on July 15 (retro to July 12)...made one rehab appearance with Triple-A Pawtucket on Aug. 2 and was reinstated on Aug. 5...made two relief appearances for the Red Sox in the ALDS vs. HOU, earning his first career postseason win in Game 3

2016

* Split the season between Boston and Triple-A Pawtucket and had three stints with the big league club, appearing in 20 games (6 starts)...went 2-0, 1.02 ERA (2 ER/17.2 IP) in 14 relief appearances for Boston

* Opened the season in the Red Sox starting rotation, but made his last start on June 1...as a reliever with Boston, he posted a .203 opponents' batting average, a 1.02 WHIP and 21 strikeouts in 17.2 innings

* Appeared in each of the Red Sox' 3 ALDS games and retired all 11 batters faced

* In 20 minor league games (four starts) with Single-A Lowell and Triple-A Pawtucket, went 1-1 with a 1.85 ERA

2015

* In his first full season with Boston, set career highs in starts (25), innings pitched (134.1), strikeouts (110), and strikeouts per nine innings (7.4)...his 10 wins tied a career best (last: 2013 with STL)

* Posted a 3.77 ERA (25 ER/59.2 IP) in 11 starts beginning July 22, following a 4-start stint with Triple-A Pawtucket...had a 2.35 ERA (12 ER/46.0 IP) in his final eight starts, fourth best in the AL (min. 30.0 IP)

Began the year on the 15-day DL with a right biceps strain...placed on the DL on 4/3 (retro to 3/27), but made season debut starting Boston's fifth game on April 11 at NYY...surrendered just one earned run over 7.0 IP, setting a career high with eight strikeouts...surpassed that with 10 strikeouts in 6.0 innings on April 27 vs. Toronto...fanned 28 batters in 23.2 innings over four starts in April...His 10.7 SO/9.0 IP in the month ranked 2nd in the AL (min. 20.0 IP), trailing only Clay Buchholz (11.9)

2014

* Went 6-4 with a 4.20 ERA (45 ER/96.1 IP) in 17 starts between the Cardinals and Red Sox...traded to BOS at the non-waiver trade deadline

Allowed one earned run (3 runs total) over his first three starts...left his third start on April 16 at Milwaukee after 4.0 innings due to a left hamstring injury ...placed on the 15-day disabled list on April 17 and transferred to the 60-day DL on June 25...made 10 starts over the final two months of the year for Boston and led the team with a 4.11 ERA in that time (min. 30.0 IP)...led the team with four September wins, including his first as a Red Sox on September 2 at NYY

2013

* Posted a 2.69 ERA (37 ER/124.0 IP) in 37 games (15 GS) for STL in his first full MLB season, and ranked ninth in the Majors in ERA (min. 100.0 IP)

* Went 9-3 with a 2.28 ERA (22 ER/87.0 IP) as a starter...posted a 3.65 ERA (15 ER/37.0 IP) in relief...21 of his 22 appearances from the start of the season to June 28 came in relief

* Moved to the rotation on July 6 and went 10-2 with a 2.18 ERA (21 ER/86.2 IP) in 15 games (14 starts) from that point to the season's end...STL won 11 of his 15 starts

Had a streak of 19.2 consecutive scoreless innings from July 12-Aug. 6...Stretch included consecutive scoreless starts on July 27 at ATL and August 1 at PIT (12.1 IP)...cardinals went 2-2 in his four postseason starts (0-1, 4.15 ERA, 10 ER/21.2 IP)

2012

* Began the season at Triple-A Memphis, starting 12 games before a promotion to STL, where he appeared in 24 games (16 starts)

Went 4-6 with a 3.74 ERA (38 ER/91.1 IP) in the Majors as a starter...posted a 2.30 ERA (4 ER/15.2 IP) in eight appearances as a reliever...ranked among NL rookie leaders in IP (T-5th, 107.0) and SO (T-9th, 75)...his 3.53 ERA was the second lowest among NL rookies with at least 100.0 IP...was leading the Pacific Coast League with a 2.86 ERA (23 ER/72.1 IP) at the time of his recall on 6/10...made his MLB debut on June 10 vs. CLE with 5.0 innings of one-run ball in a no-decision...earned first career relief win on August 24 at CIN...posted a 2.35 ERA (2 ER/7.2 IP) in seven postseason appearances between the NLDS and NLCS

2011

* Posted a 3.68 ERA (54 ER/132.0 IP) between High-A Palm Beach and Double-A Springfield, earning a selection as a Florida State League mid-season All-Star

* Received an invite to ML Spring Training camp as a relief pitcher

2010

Appeared in 26 games (18 GS) for Single-A Quad Cities, posting a 1.44 ERA (4 ER/25.0 IP) in eight relief appearances, compared to a 5.63 ERA as a starter (18 GS)...after the season, ranked as the No. 10 prospect in the Cardinals organization by Baseball America.

2009

Made 16 appearances, including two starts, at Short-A Batavia in his first pro season

Personal

Joseph William Kelly Jr...married to Ashley Parks, and the couple has a son, Knox (born Feb. 2016)...attended Corona High School in Corona, CA...played at the University of California at Riverside, where he set the team's career saves record (24)...named Big West Conference 2007 Freshman of the Year and 1st Team All-Big West...pitched for Yarmouth-Dennis of the Cape Cod League in 2008...played for USA National Team in 2007, winning a silver medal in the Pan-American Games...son of Joseph Kelly, a former wide receiver for Vanderbilt University who signed with the San Diego Chargers...selected by St. Louis in the third round of the 2009 First-Year Player Draft and signed by Jeff Ishii.

Career Pitching Record

| Year | Team | W-L | ERA | G | GS | CG | SHO | SV | IP | H | R | ER | HR | HB | BB | SO | WP | BK | AVG |
|------------------------|--------------------------------|-------------------|----------------------|--------------|--------------|-------------|-------------|-------------|-------|-----|-----|-----|----|----|-----|-----|----|------|------|
| 2009 | Batavia | 2-3 | 4.75 | 16 | 2 | 0 | 0 | 1 | 30.1 | 33 | 23 | 16 | 0 | 3 | 11 | 30 | 3 | 0 | .273 |
| 2010 | Quad Cities | 6-8 | 4.62 | 26 | 18 | 0 | 0 | 1 | 103.1 | 103 | 66 | 53 | 3 | 7 | 45 | 92 | 12 | 2 | .265 |
| 2011 | Palm Beach Springfield | 5-2 6-4 | 2.60 5.01 | 12 11 | 11 0 | 0 0 | 0 0 | 0 0 | 59.1 | 70 | 40 | 33 | 7 | 5 | 25 | 51 | 2 | 1 | .306 |
| 2012 | ST. LOUIS Memphis | 5-7 2-5 | 3.53 2.86 | 24 12 | 16 12 | 0 0 | 0 0 | 0 0 | 107.0 | 112 | 50 | 42 | 10 | 3 | 36 | 75 | 4 | 0 | .271 |
| 2013 | ST. LOUIS | 10-5 | 2.69 | 37 | 15 | 0 | 0 | 0 | 124.0 | 124 | 42 | 37 | 10 | 5 | 44 | 79 | 3 | 0 | .259 |
| 2014 | ST. LOUIS BOSTON Memphis | 2-2 4-2 0-0 | 4.37 4.11 2.61 | 7 10 3 | 7 10 3 | 0 0 0 | 0 0 0 | 0 0 0 | 35.0 | 41 | 19 | 17 | 3 | 3 | 10 | 25 | 3 | 0 | .291 |
| 2015 | BOSTON Pawtucket | 10-6 1-1 | 4.82 2.84 | 25 4 | 25 4 | 0 0 | 0 0 | 0 0 | 134.1 | 145 | 76 | 72 | 15 | 6 | 49 | 110 | 9 | 0 | .276 |
| 2016 | BOSTON Pawtucket | 4-0 1-1 | 5.18 1.54 | 20 17 | 6 4 | 0 0 | 0 2 | 35.0 | 44 | 23 | 23 | 5 | 2 | 24 | 48 | 0 | 0 | .278 | |
| 2017 | BOSTON Pawtucket | 4-1 0-0 | 2.79 0.00 | 54 1 | 0 0 | 0 0 | 0 0 | 0 0 | 58.0 | 42 | 19 | 18 | 3 | 1 | 27 | 52 | 4 | 0 | .202 |
| 2018 | BOSTON | 4-2 | 4.39 | 73 | 0 | 0 | 0 | 2 | 65.2 | 57 | 34 | 32 | 4 | 5 | 32 | 68 | 4 | 0 | .234 |
| 2019 | LOS ANGELES | 5-4 | 4.56 | 55 | 0 | 0 | 0 | 1 | 51.1 | 49 | 31 | 26 | 6 | 3 | 22 | 62 | 10 | 0 | .244 |
| Major League- 9 years | | 48-29 | 3.92 | 305 | 79 | 0 | 0 | 3 | 676.2 | 661 | 323 | 295 | 61 | 32 | 276 | 560 | 37 | 0 | .255 |
| Dodger Totals - 1 year | | 5-4 | 4.56 | 55 | 0 | 0 | 0 | 1 | 51.1 | 49 | 31 | 26 | 6 | 3 | 22 | 62 | 10 | 0 | |
| Minor League- 9 years | | 23-24 | 3.6 | 105 | 65 | 0 | 0 | 4 | 407.1 | 392 | 202 | 163 | 16 | 29 | 155 | 354 | 27 | 4 | .258 |

Career Postseason Pitching Record

| Year | Team | W-L | ERA | G | GS | CG | SHO | SV | IP | H | R | ER | HR | HBP | BB | SO | WP | BK |
|-------------------|-------------------|-----|-------|----|----|----|-----|----|------|----|----|----|----|-----|----|----|----|----|
| 2012 | NLDS: STL vs. WAS | 0-0 | 0.00 | 3 | 0 | 0 | 0 | 0 | 3.2 | 0 | 0 | 0 | 0 | 0 | 1 | 3 | 0 | 0 |
| | NLCS: STL vs. SF | 0-0 | 4.50 | 4 | 0 | 0 | 0 | 0 | 4.0 | 6 | 2 | 2 | 0 | 0 | 3 | 2 | 0 | 0 |
| 2013 | NLDS: STL vs. PIT | 0-0 | 3.38 | 1 | 1 | 0 | 0 | 0 | 5.1 | 5 | 3 | 2 | 0 | 0 | 4 | 5 | 0 | 0 |
| | NLCS: STL vs. LAD | 0-1 | 4.91 | 2 | 2 | 0 | 0 | 0 | 11.0 | 13 | 6 | 6 | 2 | 1 | 2 | 8 | 1 | 0 |
| | WS: STL vs. BOS | 0-0 | 3.38 | 1 | 1 | 0 | 0 | 0 | 5.1 | 2 | 2 | 2 | 0 | 0 | 3 | 6 | 0 | 0 |
| 2016 | ALDS: BOS vs. CLE | 0-0 | 0.00 | 3 | 0 | 0 | 0 | 0 | 3.2 | 0 | 0 | 0 | 0 | 0 | 0 | 3 | 0 | 0 |
| 2017 | ALDS: BOS vs. HOU | 1-0 | 0.00 | 2 | 0 | 0 | 0 | 0 | 2.2 | 4 | 0 | 0 | 0 | 0 | 0 | 1 | 1 | 0 |
| 2018 | ALDS: BOS vs. NYY | 0-0 | 0.00 | 1 | 0 | 0 | 0 | 0 | 2.1 | 1 | 0 | 0 | 0 | 0 | 0 | 1 | 0 | 0 |
| | ALCS: BOS vs. HOU | 1-1 | 3.00 | 3 | 0 | 0 | 0 | 0 | 3.0 | 3 | 2 | 1 | 0 | 1 | 0 | 2 | 2 | 0 |
| | WS: BOS vs. LAD | 1-0 | 0.00 | 5 | 0 | 0 | 0 | 0 | 6.0 | 4 | 0 | 0 | 0 | 0 | 0 | 10 | 0 | 0 |
| 2019 | NLDS: LAD vs. WAS | 0-1 | 23.14 | 3 | 0 | 0 | 0 | 0 | 2.1 | 5 | 6 | 6 | 1 | 0 | 5 | 4 | 1 | 0 |
| Postseason Totals | | 3-3 | 3.47 | 28 | 4 | 0 | 0 | 0 | 49.1 | 43 | 21 | 19 | 3 | 2 | 18 | 45 | 5 | 0 |
| LDS Totals | | 1-1 | 3.60 | 13 | 1 | 0 | 0 | 0 | 20.0 | 15 | 9 | 8 | 1 | 0 | 10 | 17 | 2 | 0 |
| LCS Totals | | 1-2 | 4.50 | 9 | 2 | 0 | 0 | 0 | 18.0 | 22 | 10 | 9 | 2 | 2 | 5 | 12 | 3 | 0 |
| WS Totals | | 1-0 | 1.59 | 6 | 1 | 0 | 0 | 0 | 11.1 | 6 | 2 | 2 | 0 | 0 | 3 | 16 | 0 | 0 |

Career Single-Game Bests

| | | | |
|--------------------------------|--|-------------------------|--|
| Low-Hit Complete Game: | --- | Most Strikeouts: | 10, April 27, 2015 vs. TOR |
| Most Innings Pitched Starter: | 7.1 (3x), last: August 29, 2015 at NYM | Most Walks: | 7, May 9, 2015 at TOR |
| Most Innings Pitched Reliever: | 5.2, August 19, 2012 vs. PIT | Longest Winning Streak: | 15 games, August 1, 2015-June 16, 2017 |
| Most Earned Runs Allowed: | 7 (4x), last: June 1, 2016 at BAL | Longest Losing Streak: | 4 games (3x), last: May 3-25, 2015 |

Career Fielding Record

| Position | PCT | G | PO | A | E | TC | DP |
|----------|------|-----|----|----|----|-----|----|
| Pitcher | .896 | 305 | 61 | 86 | 17 | 164 | 6 |

Career Transactions

- June 9, 2009: Drafted by the St. Louis Cardinals in the 3rd round of the 2009 amateur draft. Player signed June 28, 2009.
- July 31, 2014: Traded by the St. Louis Cardinals with Allen Craig to the Boston Red Sox for Corey Littrell (minors), John Lackey and cash.
- December 21, 2018: Signed as a Free Agent with the Los Angeles Dodgers.

Injured List

- April 17-July 10, 2014 (strained left hamstring)
- March 27-April 10, 2015 (right biceps strain)
- April 20-May 20, 2016 (right shoulder impingement)
- July 12-August 4, 2017 (left hamstring strain)



Clayton

KERSHAW

LHP | 22

@ClaytonKershaw



Bats: Left **Throws:** Left
Height: 6-4 **Weight:** 225
Opening Day Age: 32
Born: March 19, 1988 in Dallas, TX
Resides: Dallas, TX
Acquired: Selected in the first round (7th overall) of the 2006 First Year Player Draft from Highland Park HS (TX)
ML Service: 11.105
MLB Debut: May 25, 2008



Career Highlights

- * The 2014 National League Most Valuable Player, three-time Cy Young Award winner (2011, 2013-14) and eight-time All-Star (2011-17, 19) enters his 13th big league season with a 169-74 record and a 2.44 ERA in 347 career games (344 starts)
- * Since the start of the live-ball era in 1920, has the lowest all-time career ERA (2.44) and WHIP (1.01) among starting pitchers with at least 1,500.0 innings pitched...his .208 opponents' average ranks third among pitchers with that qualifier, behind only Nolan Ryan (.204) and Sandy Koufax (.205)
- * Became the ninth all-time pitcher to win three or more Cy Youngs after the 2014 season since the award was instituted in 1956...became the 14th NL pitcher to win the award via a unanimous vote in 2014...by winning the award in 2013-14, he became the ninth pitcher in either league to win the award in consecutive seasons...finished second in the 2012 and 2017 Cy Young voting, third in 2015 and fifth in 2016
- * In 2014, became the 11th Dodger player to win the MVP award and the 11th pitcher to win both the MVP and Cy Young Award in the same season
- * Won the MLB ERA title in four consecutive seasons from 2011-14, becoming the first-ever pitcher to do so...also led the Majors with a career-high 21 wins in both 2011 and 2014
- * Topped the Majors with 301 strikeouts in 2015 and led the NL in Ks in 2011 and 2013...has collected 200-plus strikeouts in seven of his 11 big league seasons, which is the most in franchise history and the fourth most in National League history
- * Leads the Majors in ERA, opponents' average, WHIP (1.01), shutouts (15) and winning percentage (.695) since making his debut in 2008, while also ranking among the MLB leaders in strikeouts (2,464, 3rd), wins (169, 5th) and complete games (25, 3rd)
- * Obtained his 2,000th career strikeout in the second inning against Milwaukee on June 2, 2017, reaching the milestone in 1,837.2 innings, the fourth fastest all-time behind only Pedro Martinez (1715.1 IP), Randy Johnson (1734.0 IP) and Max Scherzer (1784.0)
- * Ranks among the all-time Los Angeles leaders in strikeouts (2nd), wins (4th), starts (3rd) and innings pitched (5th)
- * Became the third different Dodger pitcher to win the pitching Triple Crown in 2011 (Dazzy Vance - 1924, Sandy Koufax - 1963, '65, '66), leading the Majors with a 2.28 ERA, tying the NL lead with 21 wins and ranking first in the league with 248 strikeouts
- * Won a Rawlings Gold Glove Award in 2011 and has made just eight errors in his Major League career (.977 fielding percentage)...leads active players with 62 career pickoffs
- * Strung together 41.0 consecutive scoreless innings from June 13-July 10, 2014 which tied with Luis Tiant (1968) for the sixth longest streak in the expansion era
- * Made his Major League debut on May 25, 2008, allowing just two runs in 6.0 innings against the Cardinals and fanned the first batter he faced (Skip Schumaker)...earned his first big league win on July 27, 2008 vs. Washington, tossing 6.0 scoreless innings in the Dodgers' 2-0 win
- * Honored with Major League Baseball's 2012 Roberto Clemente Award for his charitable endeavors...has been the Dodgers' nominee for the award in 2011, 2012 and 2014...is a two-time recipient of the Dodgers' Roy Campanella Award, doing so in 2013-14
- * Selected by the Dodgers in the first round (seventh overall) in the 2006 First-Year Player Draft

Year-By-Year

2019

* In his 12th Major League season, went 16-5 with a 3.03 ERA (60 ER/178.1 IP) and a 1.04 WHIP in 29 games (28 starts)... the Dodgers went 22-7 in his starts...recorded 22 quality starts

* Ranked among NL leaders in ERA (7th), wins (T-3rd), winning percentage (.762, 3rd), quality starts (T-3rd), opponents' batting average (.222, 8th), opponents' OBP (.269, 6th), WHIP (7th), walks per 9.0 innings (2.07, 10th) and strikeout-to-walk ratio (4.61, 8th)

* On Aug. 1, he passed Sandy Koufax with the 2,397th strikeout of his career to become the Dodgers' all-time strikeout leader as a left-handed pitcher. Kershaw finished the season with 2,464 career strikeouts, and sits in third place on the overall franchise list behind Don Sutton (2,696) and Don Drysdale (2,486)

* On August 14, he tossed 7.0 scoreless innings with 10 strikeouts and no walks against the Marlins, recording his 8th career start with 10+ strikeouts and zero walks or runs allowed...tied Pedro Martinez and Chris Sale for second most in the live-ball era, training only Randy Johnson (11) (source: STATS)

Posted a 10-2 record and a 2.89 ERA (33 ER/102.2 IP) in 16 starts at Dodger Stadium and a 6-3 record with a 3.21 ERA (27 ER/75.2 IP) in 13 road games (12 starts)...recorded 6.0 IP or more in 26 of his 28 starts, including his first 23 starts of the year which matched the longest run of his career in 2015... finished the season tied for most starts of at least 6.0 innings among National League hurlers (also Stephen Strasburg)...the Dodgers were victorious in each of Clayton Kershaw's first nine starts of the season, extending the win streak to 17 overall dating back to August 19, 2018... became the only pitcher since 1920 with three separate streaks of 13+ in his career, also reaching the feat in 2014 (13) and 2017 (16) (source: STATS)...held the opposition to a .222 batting average, limiting lefties to a .208 average and right handers to a .225 mark...had success at the plate, leading the Major Leagues with 15 sacrifice hits while also recording five hits including a double and an RBI...took the loss in Game 2 of the NLDS against Washington, allowing three earned runs on six hits in 6.0 innings of work... made a relief appearance in Game 5 of the NLDS, allowing two earned runs on two solo home runs while striking out a batter...started the season on the 10-Day IL with left shoulder inflammation and was activated on April 15, prior to his start against Cincinnati

2018

* Finished the regular season ranking among NL pitchers (min. 25 starts) in ERA (2.73, 4th), strikeout-to-walk ratio (5.34, 3rd), WHIP (1.04, 4th), opponents' on-base percentage (.264, 4th), opponents' OPS (.630, 8th) and opponents' batting average (.227, 11th)

* Was the Dodgers' Opening Day starter for the eighth consecutive year, tied with Don Drysdale for the most in franchise history, but took the loss after allowing one run in 6.0 innings on March 29 vs. SF

In 13 second half starts, he went 6-1 with a 2.73 ERA (26 ER/85.2 IP), striking out 77 batters against 12 walks, while posting a 1.00 WHIP and holding batters to a .227/.255/.365 slash line...since the All-Star break he ranked among NL pitchers (min. 75.0 IP) in fewest walks per nine innings (1.26, 2nd), strikeout to walk ratio (6.42, 5th), opponents' OBP (.255, 6th), innings pitched (85.2, 7th), WHIP (1.00, 8th), opponents' OPS (.620, 9th) and ERA (2.73, 10th)...held hitters to a .227 average, including a .223 mark against right-handed hitters... limited hitters to a .220 average with runners in scoring position...reached 2,000 career innings against the San Diego Padres on July 9, becoming just the 13th Dodger in franchise history to reach that mark and the 11th active pitcher in the league to toss 2000.0 or more innings...went 2-3 with a 4.20 ERA (14 ER/30.0 IP) in six postseason games for the Dodgers, while holding batters to a .229/.280/.367 slash line and posting a 1.07 WHIP...earned the win against the Brewers in Game 5 of the NLCS reaching nine career postseason wins, the most in Dodger history...had two DL stints: May 6-31 (left biceps tendinitis) and June 1-23 (low back strain)

2017

* Despite being limited to just 27 starts, he finished the season leading the National League in wins (18, T-1st ML), ERA (2.31, 2nd ML), strikeout-to-walk ratio (6.73, 3rd ML) and opponents' OBP (.246, 2nd ML)...also ranked among the best in the senior circuit in winning percentage (.818, 2nd), WHIP (0.95, 2nd), opponents' OPS (.604, 3rd), opponents' SLG (.357, 5th), strikeouts per nine innings (10.39, 5th) and strikeouts (202, 8th)...finished second in the National League Cy Young voting

* Held the opposition to a .212 average, which ranked fourth in the NL, including a .203 mark against right-handed hitters (5th, NL)...limited hitters to a .167 average with runners in scoring position, which ranked second best in the big leagues (min. 100 BFP), trailing just Chicago's Kyle Hendricks (.154)

* Selected to his seventh consecutive All-Star team (2011-17), making him the first Dodger to be named to seven straight All-Star Games since Steve Garvey who made eight consecutive appearances in the Midsummer Classic...did not participate in the All-Star game

Recorded a 12-game winning streak from May 6-Sept. 1, which was the longest winning streak in the big leagues... during that span he posted a 1.70 ERA (20 ER/106.0 IP) and limited batters to a .185 average, while punching out 131 batters against just 21 walks...won eight consecutive games from June 7-July 18 during that stretch, which matched his career-high (also: June 2-July 10, 2014)...according to Stats LLC, became just the fourth Dodger pitcher since 1913 to win at least 16 of his first 18 decisions in one season (16-2, 1.95 ERA), joining Freddie Fitzsimmons (16-2, 1940), Preacher Roe (16-2, 1951), and Don Newcombe (17-1, 1955)...obtained his 2,000th career strikeout in the second inning against Milwaukee on June 2, reaching the milestone in 1,837.2 innings, the fourth fastest all-time behind only Pedro Martinez (1715.1 IP), Randy Johnson (1734.0 IP) and Max Scherzer (1784.0)...was

placed on the DL from July 24-Sept. 1 with a lower back strain...prior to his stint on the DL, he went 15-2 with a 2.04 ERA in 21 starts and led the big leagues in wins, ERA and innings pitched (141.1 IP, T-1st)...returned from the DL on Sept. 1 and went 3-2 with a 3.48 ERA (13 ER/33.2 IP) in six starts...was named National League Pitcher of the Week ending in July 9...appeared in six games (five starts) in the postseason, going 3-0 with a 3.82 ERA (14 ER/33.0 IP) and held hitters to a .179 average...collected his seventh career postseason victory in Game 1 of the World Series against the Astros, collecting the most all-time postseason wins in Dodger history

2016

* Among pitchers with 140.0 or more innings, he led the Majors with a 1.69 ERA, a .184 opponents' batting average, a 0.72 WHIP and a 15.64 strikeout-to-walk ratio with 172 strikeouts against just 11 walks in 149.0 innings

* His 15.64 strikeout-to-walk ratio was the highest mark ever for any MLB pitcher with 125.0 or more innings pitched in a single season...made six consecutive starts with 10 or more strikeouts and one walk or less (April 21-May 17), a modern MLB record

Limited by a mid-season back injury to just 21 starts, but earned his sixth consecutive All-Star selection, going 12-4 with a 1.69 ERA...was placed on the DL from June 27-Sept. 9 with a mild herniated disc in his lower back...went 11-2 with a 1.79 ERA (24 ER/121.0 IP) in 16 starts prior to the injury, which caused him to miss the All-Star Game...after returning from the disabled list on Sept. 9, he went 1-2 with a 1.29 ERA (4 ER/28.0 IP) in five starts...was named the NL's May Pitcher of the Month...appeared in five games (four starts) in the postseason, going 2-1 with a 4.44 ERA (12 ER/24.1 IP) and picking up the save in the Dodgers' NLDS Game 5 win at Washington

2015

* Went 16-7 with a 2.13 ERA in a career high-tying 33 starts in his fifth consecutive All-Star season

* His 301 strikeouts ranking as the fourth highest single-season total in franchise history behind Sandy Koufax's 1965 (382 SO), 1966 (317 SO) and 1963 (306 SO) seasons...marked his first time leading the Majors in Ks...tied his single-game career high with 15 strikeouts in a complete-game victory over the Giants on Sept. 2

* Also ranked among the big league leaders in wins (16, 11th), ERA (2.13, 3rd), innings pitched (232.2, 1st), opponents' batting average (.194, 3rd), WHIP (0.88, 3rd), complete games (4, T-1st), pickoffs (10, 1st) and shutouts (3, T-1st)

* Strung together 37.0 consecutive scoreless innings from July 3-Aug. 1

* Selected as the National League's July Pitcher of the Month

* Made his fifth consecutive Opening Day start on April 6 vs. San Diego, allowing three runs in 6.0 innings in a no-decision

Tossed 8.0 innings of one-run ball on Sept. 24, 2014 at San Francisco in the Dodgers' division-clinching win...according to Elias, Kershaw became the second pitcher in MLB history to throw a shutout with one hit or less in a division clincher (other: Mike Scott, Sept. 25, 1986 no-hitter, HOU vs. SF)...went 1-1 with a 2.63 ERA (4 ER/13.2 IP) in the NLDS vs. the Mets, losing Game 1 and picking up the win in Game 4

2014

* Topped the Majors with 21 wins (21-3) and a 1.77 ERA in 27 starts, as he became the first-ever pitcher to win four consecutive MLB ERA titles, en route to being named National League Most Valuable Player and unanimously winning his second consecutive and third career Cy Young Award

* Also honored with the Players Choice Awards for Marvin Miller Man of the Year, MLB Player of the Year and Outstanding National League Pitcher, a selection as both Sporting News' and Baseball America's MLB Player of the Year and the Warren Spahn Award as the game's top left-hander

* Earned 18 of 30 first-place MVP votes to become the 11th pitcher in the Cy Young Era (since 1956) to win the award

* Received all 30 first-place Cy Young votes, making him the 14th pitcher to win by a unanimous vote in the NL

* Led the Majors with an .875 winning percentage (21-3), the second-highest mark ever by a Dodger (min. 20 starts), behind only Preacher Roe's .880 winning percentage (22-3) in 1951...also topped the Majors with a 0.86 WHIP and six complete games, while ranking among the NL leaders in strikeouts (239, 3rd), opponents' batting average (.196, 2nd), shutouts (2, T-3rd) and strikeout-to-walk ratio (7.71, 1st)

* Was selected to his fourth consecutive All-Star Game

Posted a career-best 11-game winning streak from June 2-Aug. 10...selected as the National League's Pitcher of the Month in June (6-0, 0.82 ERA) and July (4-0, 1.07)...strung together 41.0 consecutive scoreless innings from June 13-July 10, the longest run of his career and tied for the fifth-longest streak in the Expansion Era...took a perfect game bid into the seventh inning, retiring the game's first 18 hitters before Corey Dickerson reached on a Hanley Ramirez throwing error, and struck out a career-high 15 batters on 107 pitches in the Dodgers' 8-0 win in his first-career no-hitter on June 18 vs. Colorado...picked up NL Player of the Week honors twice, the week of his no-hitter, June 16-22, and Sept. 8-14...made his fourth consecutive Opening Day start and picked up the win in the Dodgers' 3-1 victory over the D-backs on March 22 at the Sydney Cricket Ground...missed 32 games on the disabled list from March 23-May 5 with a Teres Major strain...took the loss in NLDS Games 1 and 4 against St. Louis

2013

* Won his second-career Cy Young Award and his third consecutive MLB ERA title (1.83), going 16-9 in 33 starts and earning an All-Star selection

* Also led the Majors with a 0.92 WHIP, while ranking among the NL leaders in strikeouts (232, 1st), innings pitched (career-high 236.0, 2nd), wins (16, T-3rd), opponents' batting average (.195, 2nd), complete games (3, T-3rd), shutouts (2, T-1st) and pickoffs (7, 2nd)

Selected as the NL's July Pitcher of the Month and earned NL Player of the Week honors April 1-7...made his third consecutive Opening Day start with a shutout and a tie-breaking, eighth-inning home run against the Giants on April 1...went 1-2 with a 3.13 ERA (8 ER/23.0 IP) in four postseason starts...picked up the first postseason win of his career on Oct. 3 at Atlanta in Game 1 of the NLDS...tossed 17.0 consecutive scoreless innings without allowing an earned run (three unearned runs)

2012

- * Led the Majors in ERA (2.53) for a second consecutive season and ranked second in the NL Cy Young voting, going 14-9 with a 2.53 ERA in 33 starts
 - * Ranked among the NL leaders in wins (14, T-16th), strikeouts (229, 2nd), opponents' batting average (.210, 2nd), innings pitched (227.2, 2nd), WHIP (1.02, 1st), pickoffs (11, 1st), quality starts (25, T-2nd) and home runs allowed per 9.0 innings (0.63, 6th)
 - * Finished second in the National League Cy Young voting
 - * Won 12 straight home decisions from May 2, 2011-April 27, 2012, tying Ed Roebuck (6/4/60-8/29/62) and Orel Hershiser (9/20/84-10/2/85) for the longest home winning streak in L.A. Dodger history
- Named National League Player of the Week for the period of May 14-20...selected to his second consecutive All-Star Game via a selection by Manager Tony La Russa

2011

- * Had a breakout season, taking home the National League Cy Young Award, winning the league's pitching Triple Crown, playing in his first All-Star Game (selected via player ballot) and earning a Gold Glove Award
- * Also picked up the Players' Choice Award for Outstanding NL Pitcher, selected as a Sporting News NL All-Star, won the Warren Spahn Award as the Majors' top left-hander and honored by the Negro Leagues Baseball Museum as the NL Pitcher of the Year with the Bullet Rogan Award
- * In Cy Young voting, earned 207 overall points and 27 first-place votes (out of 32)...was the second-youngest Dodger to be honored with the award behind Fernando Valenzuela (20, 1981)
- * Was the third different Dodger pitcher to win the Triple Crown, joining Dazzy Vance (1924) and Sandy Koufax (1963, 1965 and 1966), and led the Majors with a 2.28 ERA, tied with Ian Kennedy for the NL lead with 21 wins and ranked first in the league with 248 strikeouts

Ranked among the NL leaders in opponents' batting average (.207, 1st), winning percentage (.808, 21-5, 2nd), innings pitched (233.1, 3rd), complete games (5, 3rd), shutouts (2, T-2nd) and WHIP (0.98, 1st)...made his first Opening Day start, becoming the fifth-youngest Opening Day starter in L.A. history at 23 years, 12 days...won the NL Pitcher of the Month in July and earned the league's Player of the Week, June 20-26

2010

- * Went 13-10 with a 2.91 ERA and led the team in wins, strikeouts (212), innings (204.1) and starts (32)...ranked fifth in the NL in strikeouts and his ERA ranked ninth among qualifying NL starters
- * Ranked fifth in the Majors with a .214 opponents' batting average
- * Tossed his first career complete game and shutout on Sept. 14 at San Francisco, allowing just four hits to beat the Giants 1-0...had started the most contests in franchise history (80) without a complete game
- * Allowed an average of just 0.57 home runs per 9.0 innings, the seventh-lowest mark in the NL...opposing hitters had just a .320 slugging percentage against him, which was the second-lowest mark on the Senior Circuit

2009

- * Went 8-8 with a 2.79 ERA (5th NL), while striking out 185 batters (11th NL) in his first full MLB season
 - * Led all Major Leaguer pitchers by limiting hitters to a .200 average and a .282 slugging percentage
 - * Fanned a then career-high 13 batters in his second start of the season on April 15 vs. San Francisco...became the youngest pitcher in Los Angeles Dodger history to strike out 13 or more batters in a game
- On Sept. 6, separated his non-throwing shoulder while shagging flies in the outfield during batting practice...missed nearly three weeks of action, before returning to the mound on Sept. 22 at Washington...tapped as the Game 2 starter in the 2009 Division Series against the Cardinals and allowed just two runs in 6.2 innings...also started Game 1 of the 2009 LCS against Philadelphia

2008

- * The Majors' youngest player went 5-5 with a 4.26 ERA in 22 games (21 starts) over two stints in his first MLB action
 - * Burst onto the scene as a 19-year-old in Spring Training (turned 20 on March 19), joining big league camp the first week in March, but began the year at Double-A Jacksonville
 - * Made his MLB debut on May 25 vs. St. Louis, firing 6.0 innings of two-run ball in a no-decision (4-3 LA win in 10 innings)...at the time was the fourth-youngest starting pitcher in Los Angeles Dodger history at 20 years, 65 days
- Earned his first big league win on July 27 vs. Washington, tossing 6.0 scoreless innings in the 2-0 Dodger win...with Jacksonville, went 2-3 with a 1.91 ERA in 13 games (11 starts)...was on the Dodgers' NLDS roster against the Cubs, but did not appear in a game...made two appearances in the NLCS against Philadelphia, allowing a run in 2.0 innings of work

2007

* Went 8-7 with a 2.95 ERA in a combined 25 starts with Single-A Great Lakes and Double-A Jacksonville as the Dodgers' top rated prospect...limited opponents to a .201 average, the fifth-lowest average in all of minor league baseball

Was a Midseason Midwest League All-Star and participated in the XM Radio All-Star Futures game

2006

* In his first pro season, went 2-0 with a 1.95 ERA in 10 games (eight starts) with the Gulf Coast League Dodgers

* Was selected as the 2006 Topps Minor League Player of the Year for the Gulf Coast League

Community Spotlight

Kershaw was honored with the 2012 Roberto Clemente Award, which recognizes a MLB player who best represents the game of baseball through positive contributions on and off the field, including sportsmanship and community involvement, and with the MLB Players Association's 2014 Marvin Miller Man of the Year Award, given to the player whose excellence on and off the field most inspire others to higher levels of achievement. Along with his wife, Ellen, founded their non-profit, Kershaw's Challenge, in 2011, which works to transform at-risk communities and the lives of children by partnering with organizations both locally and abroad to renew hope, one life at a time. The foundation supports local charities in Los Angeles, partnering with The Dream Center, as well as charities in his hometown of Dallas (Mercy Street), Zambia, Africa (Arise Africa) and the Dominican Republic (Cure International). In addition to financial support, Kershaw has made numerous visits to each organization, where he's assisted with community outreach programs, run baseball clinics/camps and donated/distributed essential daily supplies like food and clothing. The Kershaws have hosted an annual charity fundraising event in Los Angeles for the past five years, with Clayton's Texas BBQ & Hoedown in 2012 and Ping Pong 4 Purpose in 2013-19, with proceeds benefitting Kershaw's Challenge and also hosted a charity event in Dallas the past five years, Kershaw's Challenge Live benefit concert. More information can be found at KershawsChallenge.com.

Personal

Clayton Edward Kershaw...resides in Dallas with his wife, Ellen, and their daughter, Cali, and sons, Charley and Cooper...selected in the first round (7th overall) in the 2006 First-Year Player Draft and signed by Dodger scout Calvin Jones...graduated from Highland Park (TX) High School in 2006...is the school's all-time leader with 38 career wins...as a senior, went 12-0 with a 0.77 ERA, and struck out 139 batters in 64.0 innings...was selected by USA Today as the High School Baseball Player of the Year...also was named the Gatorade National Player of the Year for baseball...entering the 2006 draft, was ranked by Baseball America as the No. 6 overall prospect – and the No. 1 high school pitching prospect – among draft-eligible players...was a high school football teammate of Detroit Lions quarterback Matthew Stafford.

Career Pitching Record

| Year | Team | W-L | ERA | G | GS | CG | SHO | SV | IP | H | R | ER | HR | HB | BB | SO | WP | BK | AVG |
|--------------------------|------------------|--------|------|-----|-----|----|-----|----|--------|------|-----|-----|-----|----|-----|------|----|----|------|
| 2006 | GCL Dodgers | 2-0 | 1.95 | 10 | 8 | 0 | 0 | 1 | 37.0 | 28 | 10 | 8 | 0 | 0 | 5 | 54 | 8 | 0 | .201 |
| 2007 | Jacksonville | 1-2 | 3.65 | 5 | 5 | 0 | 0 | 0 | 24.2 | 17 | 13 | 10 | 4 | 0 | 17 | 29 | 1 | 1 | .193 |
| | Great Lakes | 7-5 | 2.77 | 20 | 20 | 0 | 0 | 0 | 97.1 | 72 | 39 | 30 | 5 | 2 | 50 | 134 | 8 | 0 | .203 |
| 2008 | LOS ANGELES | 5-5 | 4.26 | 22 | 21 | 0 | 0 | 0 | 107.2 | 109 | 51 | 51 | 11 | 1 | 52 | 100 | 7 | 0 | .265 |
| | Jacksonville | 2-3 | 1.91 | 13 | 11 | 0 | 0 | 0 | 61.1 | 39 | 19 | 13 | 0 | 0 | 19 | 59 | 7 | 2 | .179 |
| 2009 | LOS ANGELES | 8-8 | 2.79 | 31 | 30 | 0 | 0 | 0 | 171.0 | 119 | 55 | 53 | 7 | 1 | 91 | 185 | 11 | 2 | .200 |
| 2010 | LOS ANGELES | 13-10 | 2.91 | 32 | 32 | 1 | 1 | 0 | 204.1 | 160 | 73 | 66 | 13 | 7 | 81 | 212 | 5 | 2 | .214 |
| 2011 | LOS ANGELES | 21-5 | 2.28 | 33 | 33 | 5 | 2 | 0 | 233.1 | 174 | 66 | 59 | 15 | 3 | 54 | 248 | 5 | 1 | .207 |
| 2012 | LOS ANGELES | 14-9 | 2.53 | 33 | 33 | 2 | 2 | 0 | 227.2 | 170 | 70 | 64 | 16 | 5 | 63 | 229 | 6 | 2 | .210 |
| 2013 | LOS ANGELES | 16-9 | 1.83 | 33 | 33 | 3 | 2 | 0 | 236.0 | 164 | 55 | 48 | 11 | 3 | 52 | 232 | 12 | 2 | .195 |
| 2014 | LOS ANGELES | 21-3 | 1.77 | 27 | 27 | 6 | 2 | 0 | 198.1 | 139 | 42 | 39 | 9 | 2 | 31 | 239 | 7 | 2 | .196 |
| | Chattanooga | 0-0 | 1.80 | 1 | 1 | 0 | 0 | 0 | 5.0 | 6 | 2 | 1 | 0 | 0 | 2 | 9 | 0 | 0 | .286 |
| | Rancho Cucamonga | 0-0 | 1.80 | 1 | 1 | 0 | 0 | 0 | 5.0 | 2 | 1 | 1 | 1 | 0 | 1 | 6 | 0 | 0 | .118 |
| 2015 | LOS ANGELES | 16-7 | 2.13 | 33 | 33 | 4 | 3 | 0 | 232.2 | 163 | 62 | 55 | 15 | 5 | 42 | 301 | 9 | 3 | .194 |
| 2016 | LOS ANGELES | 12-4 | 1.69 | 21 | 21 | 3 | 3 | 0 | 149.0 | 97 | 31 | 28 | 8 | 2 | 11 | 172 | 5 | 3 | .184 |
| | Rancho Cucamonga | 0-0 | 0.00 | 1 | 1 | 0 | 0 | 0 | 3.0 | 1 | 0 | 0 | 0 | 0 | 0 | 5 | 0 | 0 | .111 |
| 2017 | LOS ANGELES | 18-4 | 2.31 | 27 | 27 | 1 | 0 | 0 | 175.0 | 136 | 49 | 45 | 23 | 0 | 30 | 202 | 4 | 2 | .212 |
| | Oklahoma City | 0-1 | 1.80 | 1 | 1 | 0 | 0 | 0 | 5.0 | 2 | 1 | 1 | 1 | 0 | 0 | 8 | 0 | 0 | .125 |
| 2018 | LOS ANGELES | 9-5 | 2.73 | 26 | 26 | 0 | 0 | 0 | 161.1 | 139 | 55 | 49 | 17 | 2 | 29 | 155 | 10 | 0 | .227 |
| 2019 | LOS ANGELES | 16-5 | 3.03 | 29 | 28 | 0 | 0 | 0 | 178.1 | 145 | 63 | 60 | 28 | 2 | 41 | 189 | 7 | 1 | .222 |
| | Tulsa | 0-0 | 3.00 | 1 | 1 | 0 | 0 | 0 | 6.0 | 5 | 2 | 2 | 2 | 0 | 0 | 6 | 0 | 0 | .238 |
| | Oklahoma City | 0-0 | 4.15 | 1 | 1 | 0 | 0 | 0 | 4.1 | 4 | 2 | 2 | 2 | 1 | 0 | 2 | 6 | 0 | .267 |
| Major League - 11 years | | 169-74 | 2.44 | 347 | 344 | 25 | 15 | 0 | 2274.2 | 1715 | 672 | 617 | 173 | 33 | 577 | 2464 | 88 | 20 | .208 |
| Dodger Totals - 11 years | | 169-74 | 2.44 | 347 | 344 | 25 | 15 | 0 | 2274.2 | 1715 | 672 | 617 | 173 | 33 | 577 | 2464 | 88 | 20 | .208 |
| Minor League - 7 years | | 12-11 | 2.46 | 54 | 50 | 0 | 0 | 1 | 248.2 | 176 | 89 | 68 | 14 | 2 | 96 | 316 | 24 | 3 | .196 |

Career Postseason Pitching Record

| Year | Team | W-L | ERA | G | GS | CG | SHO | SV | IP | H | R | ER | HR | HBP | BB | SO | WP | BK |
|-------------------|-------------------|------|------|----|----|----|-----|----|-------|-----|----|----|----|-----|----|-----|----|----|
| 2008 | NLCS: LA vs. PHI | 0-0 | 4.50 | 2 | 0 | 0 | 0 | 0 | 2.0 | 1 | 1 | 1 | 0 | 0 | 2 | 1 | 0 | 0 |
| 2009 | NLDS: LA vs. STL | 0-0 | 2.70 | 1 | 1 | 0 | 0 | 0 | 6.2 | 9 | 2 | 2 | 1 | 0 | 1 | 4 | 1 | 0 |
| | NLCS: LA vs. PHI | 0-1 | 9.45 | 2 | 1 | 0 | 0 | 0 | 6.2 | 5 | 7 | 7 | 2 | 1 | 6 | 6 | 3 | 0 |
| 2013 | NLDS: LA vs. ATL | 1-0 | 0.69 | 2 | 2 | 0 | 0 | 0 | 13.0 | 6 | 3 | 1 | 0 | 0 | 4 | 18 | 2 | 0 |
| | NLCS: LA vs. STL | 0-2 | 6.30 | 2 | 2 | 0 | 0 | 0 | 10.0 | 12 | 8 | 7 | 0 | 0 | 3 | 10 | 2 | 0 |
| 2014 | NLDS: LA vs. STL | 0-2 | 7.82 | 2 | 2 | 0 | 0 | 0 | 12.2 | 12 | 11 | 11 | 3 | 0 | 2 | 19 | 1 | 0 |
| 2015 | NLDS: LA vs. NYM | 1-1 | 2.63 | 2 | 2 | 0 | 0 | 0 | 13.2 | 7 | 4 | 4 | 2 | 0 | 5 | 19 | 0 | 0 |
| 2016 | NLDS: LA vs. WAS | 1-0 | 5.84 | 3 | 2 | 0 | 0 | 1 | 12.1 | 15 | 8 | 8 | 0 | 0 | 3 | 19 | 0 | 0 |
| | NLCS: LA vs. ChC | 1-1 | 3.00 | 2 | 2 | 0 | 0 | 0 | 12.0 | 9 | 5 | 4 | 2 | 0 | 1 | 10 | 0 | 0 |
| 2017 | NLDS: LAD vs. ARI | 1-0 | 5.68 | 1 | 1 | 0 | 0 | 0 | 6.1 | 5 | 4 | 4 | 4 | 0 | 3 | 7 | 0 | 0 |
| | NLCS: LAD vs. ChC | 1-0 | 2.45 | 2 | 2 | 0 | 0 | 0 | 11.0 | 7 | 3 | 3 | 2 | 0 | 2 | 9 | 0 | 0 |
| | WS: LAD vs. HOU | 1-0 | 4.02 | 3 | 3 | 0 | 0 | 0 | 15.2 | 9 | 7 | 7 | 2 | 0 | 5 | 17 | 0 | 0 |
| 2018 | NLDS: LAD vs. ATL | 1-0 | 0.00 | 1 | 1 | 0 | 0 | 0 | 8.0 | 2 | 0 | 0 | 0 | 1 | 0 | 3 | 0 | 0 |
| | NLCS: LAD vs. MIL | 1-1 | 4.09 | 3 | 2 | 0 | 0 | 0 | 11.0 | 9 | 6 | 5 | 1 | 0 | 4 | 13 | 0 | 0 |
| | WS: LAD vs. BOS | 0-2 | 7.36 | 2 | 2 | 0 | 0 | 0 | 11.0 | 14 | 9 | 9 | 3 | 0 | 3 | 10 | 0 | 0 |
| 2019 | NLDS: LAD vs. WAS | 0-1 | 7.11 | 2 | 1 | 0 | 0 | 0 | 6.1 | 8 | 5 | 5 | 2 | 2 | 1 | 5 | 0 | 0 |
| Postseason Totals | | 9-11 | 4.43 | 32 | 25 | 0 | 0 | 1 | 158.1 | 130 | 83 | 78 | 24 | 4 | 45 | 170 | 10 | 0 |
| LDS Totals | | 5-4 | 3.99 | 14 | 12 | 0 | 0 | 1 | 79.0 | 64 | 37 | 35 | 12 | 3 | 19 | 94 | 4 | 0 |
| LCS Totals | | 3-5 | 4.61 | 13 | 9 | 0 | 0 | 0 | 52.2 | 43 | 30 | 27 | 7 | 1 | 18 | 49 | 5 | 0 |
| WS Totals | | 1-2 | 5.40 | 5 | 4 | 0 | 0 | 0 | 26.2 | 23 | 16 | 16 | 5 | 0 | 8 | 27 | 0 | 0 |

Career Single-Game Bests

| | | | |
|--------------------------------|--------------------------------------|-------------------------|--------------------------------------|
| Low-Hit Complete Game: | 0, June 18, 2014 vs. COL | Most Strikeouts: | 15 (2x), last: Sept. 2, 2015 vs. SF |
| Most Innings Pitched Starter: | 9.0 (25x), last: July 9, 2017 vs. KC | Most Walks: | 6 (3x), last: April 25, 2018 vs. MIA |
| Most Innings Pitched Reliever: | 2.0, Sept. 22, 2009 at WAS | Longest Winning Streak: | 12 games, May 6-Sept. 1, 2017 |
| Most Earned Runs Allowed: | 9, April 26, 2009 at COL | Longest Losing Streak: | 3 (6x), last: Aug 25- Sept 6, 2019 |

Career Fielding Record

| Position | PCT | G | PO | A | E | TC | DP |
|----------|------|-----|----|-----|---|-----|----|
| Pitcher | .978 | 347 | 65 | 330 | 9 | 404 | 15 |

Career Transactions

- June 6, 2006: Drafted by the Los Angeles Dodgers in the 1st round (7th pick) of the 2006 amateur draft. Player signed June 20, 2006.

Injured List

- March 23-May 5, 2014 (teres major strain)
- June 27-Sept. 9, 2016 (mildly herniated disc, lower back)
- July 24- Sept. 1, 2017 (lower back strain)
- May 6 - May 31, 2018 (left biceps tendinitis)
- June 1 - June 23, 2018 (lower back strain)
- March 25 - April 15, 2019 (left shoulder inflammation)



Adam

KOLAREK

LHP | 56

@AJK55

Bats: Left **Throws:** Left

Height: 6-3 **Weight:** 215

Opening Day Age: 31

Born: January 14, 1989 in Baltimore, MD

Resides: Odenton, MD

Acquired: Trade from Tampa Bay on July 31, 2019

ML Service: 1.122

MLB Debut: June 29, 2017



Career Highlights

- * In three big league seasons with Tampa Bay (2017-2019) and Los Angeles (2019), he has an 8-3 record with three saves and a 3.78 ERA (41 ER/97.2 IP) while posting a 1.23 WHIP
- * Was acquired by the Dodgers on July 31, 2019 for outfielder Niko Hulsizer
- * Made his Dodger debut on August 4, 2019 against San Diego, registering an out as he forced Josh Naylor to ground out in the top of the 3rd inning
- * Has held left-handed batters to a career .199 average (34-for-171), striking out 35 batters against only four walks while recording a 74.4 groundball percentage
- * Made his Major League debut on June 29, 2017 against the Pirates as a member of the Tampa Bay Rays, tossing 1.1 scoreless innings of relief while allowing only one hit and striking out a batter
- * Recorded his first career win on July 18, 2017 against Oakland after striking out Yonder Alonso to end the bottom of the 8th inning
- * On August 16, 2018, he earned his first career save against the Yankees after tossing a clean inning of relief with two strikeouts
- * Selected by the Mets in the 11th round of the 2012 First-Year Player Draft out of the University of Maryland

Year-By-Year

2019

- * Went 6-3 with a save, 17 holds and a 3.27 ERA (20 ER/55.0 IP) in 80 games with the Rays and the Dodgers
 - * Allowed only one earned run in 11.2 innings with Los Angeles after being acquired from Tampa Bay on July 31
 - * As a member of the Dodgers, he posted a 2-0 record with a 0.77 ERA while holding batters to a .209 average
- Allowed only 19.6% of inherited runners to score (9-of-46), the seventh best percentage among relievers in the Major Leagues...ranked 3rd among big league relievers in ground ball percentage (66.9)...made a career-high 17 appearances from August 4-September 8 in which he did not allow an earned run...posted a 2-0 record with six strikeouts during that time...saw his first career postseason action, tossing 1.0 scoreless inning of relief across three games during the NLDS against Washington...faced Juan Soto in each of his three appearances, striking out the Dominican slugger on two occasions

2018

- * Made 31 appearances over two stints with the Rays...was on the active roster from July 6-23 and Aug. 3 through the end of the season
- * Pitched to a 1.93 ERA (28-IP, 6-ER) over his last 26 appearances, spanning two stints from July 22 through season's end, after a 12.79 ERA (6.1-IP, 9-ER) in his first five games
- * Recorded a 3.38 ERA (18.2-IP, 7-ER) in 16 games at home and a 4.60 ERA (15.2-IP, 8-ER) in 15 appearances on the road

On Aug. 16 at NYY, inherited the bases loaded with no outs in the 9th inning and retired all 3 BF for his first career save...according to Stats LLC, became the first pitcher in club history to enter with no outs in the 9th inning or later and the bases loaded, strand all 3 IR and record the save...he was the first

pitcher to do that in the majors since STL Jason Motte on May 9, 2012 at ARI, and the first pitcher to do that for his first career save since NYY Todd Erdos on April 17, 2000 at TEX...on Sept. 1 at CLE, induced a game-ending groundout on his only pitch thrown for the save...it was the sixth time in Rays' franchise history a pitcher threw one pitch and recorded the save, but the first time it happened on the road

2017

* Made 12 appearances over two stints with the Rays: June 28–July 27 and Sept. 1-3

* On June 29 at PIT, made his major league debut after 320 apps across eight minor league seasons... his first career pitch was a 7th-inning called strike and led to an inning-ending caught stealing at third base

On July 18 at OAK, credited with his first career win, recording the final out of the 8th inning before the Rays took the lead...outrighted off the 40-man roster following the season...re-signed to a minor league contract on Nov. 6...was a non-roster invite to Braves spring training...released on March 24 and signed with the Rays three days later

2016

Split his first season in the Rays organization between Double-A Montgomery and Triple-A Durham, going 3-4 with a 3.13 ERA (60.1-IP, 21-ER)...limited lefties to a .143 avg. (10-for-70)

2015

* Spent the entire season with Double-A Binghamton...tied for 4th in the Eastern League with 51 apps

* Pitched for the Gigantes de Carolina in the Puerto Rican League for a second consecutive year

* Signed a minor league contract with the Orioles on Oct. 23...selected by the Rays in the Triple-A phase of the Rule 5 Draft

2014

In 48 games with Double-A Binghamton, he posted a 1-2 record with a 6.07 ERA (38 ER/56.1 IP) and a 1.74 WHIP

2013

* Was promoted to Triple-A Las Vegas, allowing five earned runs in 4.0 innings across two games with the 51s

* Spent the majority of the season with Double-A Binghamton, going 3-3 with a 1.71 ERA in 44 games, limiting opponents to a .204 average while posting a 1.10 WHIP

2012

* Combined to go 3-3 with a 2.70 ERA (63.1-IP, 19-ER) and 19 saves between Class-A St. Lucie and Binghamton...tied for 2nd among Mets minor leaguers in saves...earned Florida State League midseason and postseason All-Star honors, and his 18 saves in the FSL ranked 5th in the league

* Named to the Mets Organizational All-Star Team by MiLB.com

* Pitched to a 2.92 ERA (12.1-IP, 4-ER) in 9 appearances with the Surprise Saguaros in the Arizona Fall League

2011

Was unbeaten (7-0) in 21 apps (1 start) with Class-A Savannah...made 5 apps spanning 7.1 IP with St. Lucie to start the season...combined for a 2.85 ERA (60-IP, 19-ER).

PERSONAL

Adam John Kolarek...resides in Baltimore with his wife, Melani... selected in the 11th round of the 2010 June Draft by the Mets out of the University of Maryland...has played guitar since Middle School...his father, Frank, was a catcher in the Athletics organization from 1976-79, reaching the Triple-A level in his last season.

Career Pitching Record

| Year | Team | W-L | ERA | G | GS | CG | SHO | SV | IP | H | R | ER | HR | HB | BB | SO | WP | BK | AVG |
|-----------------------|-------------|-------|-------|-----|----|----|-----|----|-------|-----|-----|-----|----|----|-----|-----|----|----|------|
| 2010 | Brooklyn | 2-1 | 2.89 | 17 | 0 | 0 | 0 | 1 | 28.0 | 16 | 11 | 9 | 3 | 1 | 14 | 30 | 2 | 0 | .168 |
| | Kingsport | 0-0 | 3.86 | 5 | 0 | 0 | 0 | 0 | 9.1 | 3 | 4 | 4 | 1 | 1 | 3 | 15 | 0 | 0 | .100 |
| 2011 | Savannah | 7-0 | 2.22 | 21 | 1 | 0 | 0 | 5 | 52.2 | 41 | 16 | 13 | 1 | 6 | 19 | 55 | 2 | 0 | .214 |
| | St. Lucie | 0-1 | 7.36 | 5 | 0 | 0 | 0 | 0 | 7.1 | 13 | 6 | 6 | 0 | 0 | 4 | 3 | 0 | 0 | .239 |
| 2012 | Binghamton | 2-0 | 5.68 | 6 | 0 | 0 | 0 | 1 | 6.1 | 10 | 4 | 4 | 2 | 0 | 4 | 8 | 1 | 0 | .385 |
| | St. Lucie | 1-3 | 2.37 | 44 | 0 | 0 | 0 | 18 | 57.0 | 49 | 18 | 15 | 3 | 2 | 25 | 78 | 6 | 0 | .234 |
| 2013 | Binghamton | 3-3 | 1.71 | 44 | 0 | 0 | 0 | 1 | 63.0 | 47 | 15 | 12 | 3 | 2 | 22 | 63 | 3 | 0 | .204 |
| | Las Vegas | 0-0 | 11.25 | 2 | 0 | 0 | 0 | 0 | 4.0 | 5 | 5 | 5 | 0 | 2 | 3 | 1 | 0 | 0 | .294 |
| 2014 | Binghamton | 1-2 | 6.07 | 48 | 0 | 0 | 0 | 2 | 56.1 | 77 | 45 | 38 | 2 | 6 | 21 | 43 | 2 | 0 | .314 |
| 2015 | Binghamton | 2-4 | 4.43 | 51 | 1 | 0 | 0 | 1 | 67.0 | 59 | 35 | 33 | 4 | 3 | 28 | 61 | 5 | 0 | .232 |
| 2016 | Montgomery | 3-2 | 3.32 | 13 | 0 | 0 | 0 | 0 | 19.0 | 14 | 13 | 7 | 0 | 2 | 12 | 17 | 2 | 0 | .194 |
| | Durham | 0-2 | 3.05 | 34 | 0 | 0 | 0 | 2 | 41.1 | 28 | 15 | 14 | 1 | 4 | 23 | 46 | 2 | 0 | .194 |
| 2017 | TAMPA BAY | 1-0 | 6.48 | 12 | 0 | 0 | 0 | 0 | 8.1 | 9 | 6 | 6 | 2 | 4 | 4 | 4 | 1 | 0 | .290 |
| | Durham | 3-4 | 1.65 | 41 | 0 | 0 | 0 | 2 | 43.2 | 37 | 9 | 8 | 0 | 3 | 16 | 46 | 3 | 0 | .226 |
| 2018 | TAMPA BAY | 1-0 | 3.93 | 31 | 0 | 0 | 0 | 2 | 34.1 | 38 | 15 | 15 | 0 | 1 | 5 | 19 | 0 | 0 | .285 |
| | Durham | 5-1 | 1.61 | 31 | 1 | 0 | 0 | 4 | 44.2 | 35 | 8 | 8 | 1 | 2 | 12 | 52 | 1 | 0 | .216 |
| 2019 | TAMPA BAY | 4-3 | 3.95 | 54 | 0 | 0 | 0 | 1 | 43.1 | 39 | 19 | 19 | 6 | 3 | 14 | 36 | 1 | 0 | .234 |
| | LOS ANGELES | 2-0 | 0.77 | 26 | 0 | 0 | 0 | 0 | 11.2 | 9 | 3 | 1 | 1 | 0 | 2 | 9 | 0 | 0 | .209 |
| Major League- 3 years | | 8-3 | 3.78 | 123 | 0 | 0 | 0 | 3 | 97.2 | 95 | 43 | 41 | 9 | 8 | 25 | 68 | 2 | 0 | .253 |
| Dodgers Total- 1 year | | 2-0 | 0.77 | 26 | 0 | 0 | 0 | 0 | 11.2 | 9 | 3 | 1 | 1 | 0 | 2 | 9 | 0 | 0 | .209 |
| Minor League- 9 years | | 29-23 | 3.17 | 362 | 3 | 0 | 0 | 37 | 499.2 | 434 | 204 | 176 | 21 | 35 | 202 | 510 | 29 | 0 | .232 |

Career Postseason Pitching Record

| Year | Team | W-L | ERA | G | GS | CG | SHO | SV | IP | H | R | ER | HR | HBP | BB | SO | WP | BK |
|-------------------|-------------------|-----|------|---|----|----|-----|----|-----|---|---|----|----|-----|----|----|----|----|
| 2019 | NLDS: LAD vs. WAS | 0-0 | 0.00 | 3 | 0 | 0 | 0 | 0 | 1.0 | 0 | 0 | 0 | 0 | 0 | 0 | 2 | 0 | 0 |
| Postseason Totals | | 0-0 | 0.00 | 3 | 0 | 0 | 0 | 0 | 1.0 | 0 | 0 | 0 | 0 | 0 | 0 | 2 | 0 | 0 |
| LDS Totals | | 0-0 | 0.00 | 3 | 0 | 0 | 0 | 0 | 1.0 | 0 | 0 | 0 | 0 | 0 | 0 | 2 | 0 | 0 |

Career Single-Game Bests

| | | | |
|----------------------------------|---------------------------|-------------------------|--------------------------------------|
| Low-Hit Complete Game: | --- | Most Strikeouts: | 3 (3x), last: July 2, 2019 vs. BAL |
| Most Innings Pitched - Starter: | --- | Most Walks: | 2 (2x), last: June 19, 2019 at NYY |
| Most Innings Pitched - Reliever: | 3.0, June 27, 2019 at MIN | Longest Winning Streak: | 4 games, July 18, 2017 - May 7, 2019 |
| Most Earned Runs Allowed: | 4, July 14, 2018 at MIN | Longest Losing Streak: | 2 games, May 8, 2019 - June 30, 2019 |

Career Fielding Record

| Position | PCT | G | PO | A | E | TC | DP |
|----------|------|-----|----|----|---|----|----|
| Pitcher | .941 | 123 | 11 | 21 | 2 | 34 | 1 |

Career Transactions

- October 23, 2015: Signed as a Free Agent with the Baltimore Orioles
- December 10, 2015: Drafted by the Tampa Bay Rays from the Baltimore Orioles in the 2015 rule 5 draft
- March 27, 2017: Signed as a Free Agent with the Tampa Bay Rays
- July 31, 2019: Traded by the Tampa Bay Rays to the Los Angeles Dodgers for Niko Hulsizer (minors)

Injured List

- No injuries at the Major League level



Gavin

LUX

IF | 9

@therealgavinlux

Bats: Left **Throws:** Right

Height: 6-2 **Weight:** 190

Opening Day Age: 22

Born: November 23, 1997 in Kenosha, WI

Resides: Kenosha, WI

Acquired: Drafted in the 1st round (20th overall) of the 2016 First Year Player Draft out of Indian Trail HS (WI)

ML Service: 0.028

MLB Debut: September 2, 2019



Career Highlights

- * 22-year-old shortstop enters his second Major League season and fifth season in the Dodger organization...owns a .240/.305/.400 slashline with four doubles, a triple, two home runs and nine RBI in 23 Major League games
- * Made his Major League debut on Sept. 2, 2019 vs. Colorado...went 2-for-5 with a double and lined a lead-off single in his first big league at-bat
- * He is the first Dodger player in franchise history to score three runs in his Major League debut
- * After launching a pinch-hit home run in his first career Postseason at-bat during the eighth inning of Game 1 of the NLDS, he is the youngest Dodger to homer in a Postseason game at 21 years – 314 days
- * Named Baseball America's 2019 Minor League Player of the Year after hitting .347 (159-for-458) with 26 homers and 76 RBI in a combined 113 games between Double-A Tulsa and Triple-A Oklahoma City...became the third Dodger to win the award, joining Mike Marshall (1981) and Paul Konerko (1997)
- * Awarded the 2019 Branch Rickey Minor League Player of the Year
- * Named 2019 PCL Player of the Month for July after batting at a .435 clip (40-for-92) with eight doubles, four triples, seven homers and 26 RBI...led the league in average, OBP (.519) and OPS (1.356) while tying for the lead in runs (29) and triples (4)
- * Selected to the 2019 Texas League All-Star Game and played in the 2019 Sirius XM Futures Game
- * After a .324/.399/.514 season in 2018 was named a MiLB.com Organization All-Star, Baseball America Minor League All-Star, Baseball America High Class-A All-Star and a Post-Season All-Star for the Rancho Cucamonga Quakes
- * Signed with the team on June 17, 2016 after being drafted in the first round of the MLB Draft

Year-By-Year

2019

- * After ranking as the No. 2 Minor League prospect by MLB Pipeline, made his Major League debut on Sept. 2 against Colorado...went 2-for-5 with a double and scored three runs...became the first rookie in Dodger history to score three runs in a Major League debut
- * Slashed .240/.305/.400 with four doubles, a triple, two home runs and nine RBI in 23 Major League games
- * Reached base in 15 of his 23 regular season games and notched a hit in 12 contests, including 10 in the last 17 games of the season
- Collected five multi-hit efforts and ranked among the top NL rookies during September in runs (12, T-10th), hits (18, T-19th), doubles (4, T-11th), home runs (2, T-15th), RBI (9, T-12th), walks (7, T-11th), average (.240, 18th), OBP (.305, T-21st) and slugging (.400, 16th)...clubbed his first home run on Sept. 10 at Baltimore, ended the night going 3-for-4 with a double for his first three-hit game and multi-extra-base effort of his Major League career...became the youngest Dodger to homer in a Postseason game at 21 years and 314 days after launching a pinch-hit homer in his first career Postseason at-bat in the eighth inning of Game 1 of the NLDS...named Baseball America's Minor League Player of the Year after slashing a combined .347/.421/.607 with 25 doubles, eight triples, 26 homers and 76 RBI in 113 games between Double-A Tulsa and Triple-A Oklahoma City...also named Baseball America's Minor League All-Star for the PCL...recipient of the Dodgers' Branch Rickey Minor League Player of the Year award...earned PCL July Player of the Month honors after leading the league in average (.435), OBP (.519) and OPS (1.356) while tying for the lead in runs (29) and triples (4) with eight doubles, seven homers and 26 RBI during

the span...selected to the 2019 Texas League All-Star Game and played in the 2019 Sirius XM Futures Game...began the season at Double-A Tulsa and was promoted to Triple-A Oklahoma City on June 27... played 91 games at shortstop between Tulsa and Oklahoma City, registering a .961 fielding percentage (13 E/776.0 INN)...saw action in 19 games at second base with a .988 fielding percentage (1 E/151.2 INN) and translated those numbers into a .970 fielding percentage (2 E/178.0 INN) at the big-league level across 22 games (19 games started) at second base...ranked fourth among all qualifying rookie second basemen during the month of September (minimum 17 games) in fielding percentage, total chances (67), putouts (27), assists (38) and zone rating (.765), while ranking third in innings (178.0) and second in games played (22)

2018

* Was named a 2018 MiLB.com Organizational All-Star, Baseball America Minor League All-Star and Postseason All-Star for his time in Rancho Cucamonga

Wrapped the season with a combined .234/.399/.514 slashline between Advanced-A Advanced Rancho Cucamonga (88 games) and Double-A Tulsa (28 games)...had a career-high 57 RBIs, 27 doubles, eight triples and 15 homers in 116 games...on April 27, as a member of the Rancho Cucamonga Quakes, drove in a career-best five RBI against the Lancaster JetHawks in a 14-9 win...promoted to Double-A Tulsa on Aug. 1, where he played in 28 games and hit .324/.408/.495 with four doubles, four home runs and nine RBI

2017

Spent his first full professional season with Single-A Great Lakes, slashing .244/.331/.362 with 14 doubles, eight triples, seven home runs and 39 RBI with 27 stolen bases...tied for fourth in the Midwest League in triples and tied for seventh with a team-leading 56 walks on the season...paced the team in runs scored (68), hits (106), triples (8) and stolen bases (27), while ranking second in total bases (157), third in RBI (39) and fifth in doubles (14)

2016

Spent 48 games in the AZL and slashed .281/.365/.385 with 10 doubles, five triples and 18 RBI... promoted to Ogden on Aug. 31 and played eight games and three playoff games with the Raptors... batted .387 (12-for-31) with a trio of doubles and RBI, apiece, during the regular season...connected for three hits with one RBI in three playoff games against Orem

Personal

Gavin Thomas Lux...resides in Kenosha, WI, where he graduated from Indian Trail High School in 2016... tabbed as the 33rd-best prospect in the 2016 June Draft by MLB.com...named the 2016 Wisconsin Gatorade Player of the Year...committed to Arizona State University before signing with the Dodgers after becoming the 20th overall pick in the 2016 First-Year Player Draft

Career Batting Record

| Year | Team | AVG | G | AB | R | H | 2B | 3B | HR | RBI | SH | SF | HP | BB | SO | SB | CS | OBP | SLG | E |
|------|------------------------|------|-----|------|-----|-----|----|----|----|-----|----|----|----|-----|-----|----|----|------|------|----|
| 2016 | Ogden | .387 | 8 | 31 | 7 | 12 | 3 | 0 | 0 | 3 | 0 | 0 | 0 | 3 | 8 | 1 | 0 | .441 | .484 | 0 |
| | AZL Dodgers | .281 | 48 | 192 | 34 | 54 | 10 | 5 | 0 | 18 | 0 | 1 | 1 | 25 | 43 | 1 | 0 | .365 | .385 | 15 |
| 2017 | Great Lakes | .244 | 111 | 434 | 68 | 106 | 14 | 8 | 7 | 39 | 3 | 5 | 3 | 56 | 88 | 27 | 10 | .331 | .362 | 24 |
| 2018 | Tulsa | .324 | 28 | 105 | 21 | 34 | 4 | 1 | 4 | 9 | 0 | 0 | 1 | 14 | 20 | 2 | 2 | .408 | .495 | 6 |
| | Rancho Cucamonga | .324 | 88 | 358 | 64 | 116 | 23 | 7 | 11 | 48 | 0 | 2 | 1 | 43 | 68 | 11 | 7 | .396 | .520 | 25 |
| 2019 | Tulsa | .313 | 64 | 259 | 45 | 81 | 7 | 4 | 13 | 37 | 0 | 4 | 0 | 28 | 60 | 7 | 3 | .375 | .521 | 10 |
| | Oklahoma City | .392 | 49 | 199 | 54 | 78 | 18 | 4 | 13 | 39 | 0 | 0 | 0 | 33 | 42 | 3 | 3 | .478 | .719 | 4 |
| | LOS ANGELES | .240 | 23 | 75 | 12 | 18 | 4 | 1 | 2 | 9 | 0 | 0 | 0 | 7 | 24 | 2 | 0 | .305 | .400 | 2 |
| | Major League - 1 year | .240 | 23 | 75 | 12 | 18 | 4 | 1 | 2 | 9 | 0 | 0 | 0 | 7 | 24 | 2 | 0 | .305 | .400 | 2 |
| | Dodger Totals - 1 year | .240 | 23 | 75 | 12 | 18 | 4 | 1 | 2 | 9 | 0 | 0 | 0 | 7 | 24 | 2 | 0 | .305 | .400 | 2 |
| | Minor League-3 years | .305 | 396 | 1578 | 293 | 481 | 79 | 29 | 48 | 193 | 3 | 12 | 6 | 202 | 329 | 52 | 25 | .383 | .483 | 84 |

Career Postseason Batting Record

| Year | Team | AVG | G | AB | R | H | 2B | 3B | HR | RBI | SH | SF | HP | BB | SO | SB | CS | OBP | SLG |
|------|-------------------|------|---|----|---|---|----|----|----|-----|----|----|----|----|----|----|----|------|------|
| 2019 | NLDS: LAD vs. WAS | .222 | 4 | 9 | 1 | 2 | 0 | 0 | 1 | 1 | 0 | 0 | 0 | 1 | 6 | 0 | 0 | .300 | .556 |
| | Postseason Totals | .222 | 4 | 9 | 1 | 2 | 0 | 0 | 1 | 1 | 0 | 0 | 0 | 1 | 6 | 0 | 0 | .300 | .556 |
| | LDS Totals | .222 | 4 | 9 | 1 | 2 | 0 | 0 | 1 | 1 | 0 | 0 | 0 | 1 | 6 | 0 | 0 | .300 | .556 |

Career Single-Game Bests

| | | | |
|-------------------|-----------------------------|-------------------------|--|
| Most Hits: | 3, Sept 10, 2019 at BAL | Most Stolen Bases: | 1 (2x): last, Sept 20, 2019 vs. COL |
| Most RBI: | 3, Sept 13, 2019 at NYM | Most Walks: | 1 (7x), last: Sept 29, 2019 at SF |
| Most Home Runs: | 1 (2x), last: Sept 13, 2019 | Longest Hitting Streak: | 3 games, Sept 27, 2019 - Sept 29, 2019 |
| Most Runs Scored: | 3, Sept 2, 2019 vs. COL | Grand Slams: | None |

Career Fielding Record

| Position | PCT | G | PO | A | E | TC | DP |
|-------------|------|----|----|----|---|----|----|
| Second base | .970 | 22 | 27 | 38 | 2 | 67 | 9 |

Career Transactions

· June 9, 2016: Drafted by the Los Angeles Dodgers in the 1st round (20th pick) of the 2016 amateur draft

Injured List

· No injuries at the Major League level



Dustin

MAY

RHP | 85

@d_maydabeast

Bats: Right **Throws:** Right

Height: 6-6 **Weight:** 180

Opening Day Age: 22

Born: September 6, 1997 in Justin, TX

Resides: Justin, TX

Acquired: Drafted in the 3rd round of the 2016 First Year Player Draft from Northwest HS (TX)

ML Service: 0.059

MLB Debut: August 2, 2019



Career Highlights

- * Hard throwing right-hander enters his second season and fifth professional season after seeing his first Major League action last year, posting a 2-3 record with a 3.63 ERA (14 ER/34.2 IP) in 14 games (four starts)
- * Made his big league debut on August 2, 2019 against San Diego, allowing four runs (three earned) on nine hits in 5.2 innings, taking the loss in the Dodgers' 5-2 defeat
- * Earned his first win on August 13, 2019 at Miami after tossing 5.2 innings of one-run ball, striking out five batters while allowing a walk
- * Has an 24-17 mark with a 3.50 ERA in 78 games (73 starts) in four minor league seasons...has 394 strikeouts in 403.2 minor league innings
- * Named 2018 California League Post-Season All-Star, as well as 2017 Midwest League Mid-Season All-Star
- * Before the 2019 season, he was ranked by Baseball Prospectus and MLB.com as the No.69th ranked prospect in all of baseball... Baseball America ranked him the No.82nd-ranked prospect in all of baseball
- * Originally drafted by the Dodgers in the 3rd round of the 2016 First-Year Player Draft

Year-By-Year

2019

- * In his first season with Los Angeles, he went 2-3 with a 3.63 ERA (14 ER/34.2 IP) in 14 games (four starts), posting a 1.10 WHIP and striking out 32 batters
 - * As a starter, he posted a 1-2 record with a 2.82 ERA (7 ER/22.1 IP), striking out 17 batters against only three walks while registering a 1.07 WHIP
 - * Made 10 relief appearances, posting a 1-1 record with a 5.11 ERA (7 ER/12.1 IP) and 15 strikeouts
 - * Recorded a 10.0 inning scoreless inning streak from September 7-29, striking out 14 batters during that time
 - * Limited right-handed batters to a .188 average, compared to a .346 mark against lefties
- Made two relief appearances for the Dodgers against the Nationals during the NLDS, allowing one earned run in 3.1 innings while recording a strikeout...in the minors, split the season between Double-A Tulsa and Triple-A Oklahoma City, going a combined 6-5 with a 3.38 ERA (40 ER/106.2 IP) and 110 strikeouts...honored as a Mid-Season and Post-Season All-Star with Double-A Tulsa and was also selected to the U.S. team for the 2019 Futures Game...earned Pitcher of the Week honors with Double-A Tulsa for the period ending on June 23 and then again on July 28 with Triple-A Oklahoma City

2018

- * May compiled his best season as a professional, going 9-5 with a 3.39 ERA with 122 strikeouts in 132.2 innings across Advanced-A Rancho Cucamonga and Double-A Tulsa
- * Began the season with Advanced-A Rancho Cucamonga, going 7-3 with a 3.29 ERA with 94 strikeouts in 98.1 innings
- * Set career-highs in ERA, WHIP (1.108) and batting average against (.241)

Named California League Pitcher of the Week on May 27 after going 1-0 without allowing a run in five scoreless frames in the week of May 20th through the 27th...promoted to Double-A Tulsa on July 31

and finished the season with the Drillers...went 2-2 with a 3.67 ERA in six starts with Double-A Tulsa... dominated away from home, going 2-0 with a 1.77 ERA in three starts...limited hitters to a .130 batting average and 0.74 WHIP away from home

2017

Combined to go 9-6 with a 3.63 ERA (54 ER/134.0 IP) in 25 games (24 starts) with Advanced-A Rancho Cucamonga and Single-A Great Lakes..struck out 128 batters against 27 walks...was selected as a Mid-Season All-Star as a member of the Loons

2016

In his first professional season, he went 0-1 with a 3.86 ERA (13 ER/30.1 IP) in 10 games (six starts) with Rookie-level AZL Dodgers

Personal

Dustin Jake May...starred at Northwest High School (Justin, TX), going 5-1 with a 1.50 ERA with 79 strikeouts in 56 innings his senior year and committed to play baseball at Texas Tech before signing with the Dodgers...drafted in the 3rd round (101 overall) of the 2016 First-Year Player Draft out of Northwest High School

| Career Pitching Record | | | | | | | | | | | | | | | | | | | | |
|------------------------|------------------|-------|------|----|----|----|-----|----|-------|-----|-----|-----|----|----|----|-----|----|----|------|--|
| Year | Team | W-L | ERA | G | GS | CG | SHO | SV | IP | H | R | ER | HR | HB | BB | SO | WP | BK | AVG | |
| 2016 | AZL Dodgers | 0-1 | 3.86 | 10 | 6 | 0 | 0 | 1 | 30.1 | 37 | 16 | 13 | 0 | 3 | 4 | 34 | 3 | 0 | .291 | |
| 2017 | Great Lakes | 9-6 | 3.88 | 23 | 23 | 0 | 0 | 0 | 123.0 | 121 | 60 | 53 | 8 | 9 | 26 | 113 | 10 | 1 | .249 | |
| | Rancho Cucamonga | 0-0 | 0.82 | 2 | 1 | 0 | 0 | 0 | 11.0 | 6 | 3 | 1 | 0 | 0 | 1 | 15 | 0 | 0 | .150 | |
| 2018 | Tulsa | 2-2 | 3.67 | 6 | 6 | 0 | 0 | 0 | 34.1 | 27 | 14 | 14 | 0 | 4 | 12 | 28 | 4 | 0 | .209 | |
| | Rancho Cucamonga | 7-3 | 3.29 | 17 | 17 | 0 | 0 | 0 | 98.1 | 91 | 42 | 36 | 9 | 8 | 17 | 94 | 6 | 1 | .241 | |
| 2019 | Tulsa | 3-5 | 3.74 | 15 | 15 | 0 | 0 | 0 | 79.1 | 71 | 41 | 33 | 5 | 7 | 20 | 86 | 7 | 0 | .237 | |
| | Oklahoma City | 3-0 | 2.30 | 5 | 5 | 0 | 0 | 0 | 27.1 | 21 | 8 | 7 | 0 | 5 | 9 | 24 | 1 | 1 | .212 | |
| | LOS ANGELES | 2-3 | 3.63 | 14 | 4 | 0 | 0 | 0 | 34.2 | 33 | 17 | 14 | 2 | 4 | 5 | 32 | 0 | 0 | .250 | |
| Major League - 1 year | | 2-3 | 3.63 | 14 | 4 | 0 | 0 | 0 | 34.2 | 33 | 17 | 14 | 2 | 4 | 5 | 32 | 0 | 0 | .250 | |
| Dodger Totals - 1 year | | 2-3 | 3.63 | 14 | 4 | 0 | 0 | 0 | 34.2 | 33 | 17 | 14 | 2 | 4 | 5 | 32 | 0 | 0 | .250 | |
| Minor League - 4 years | | 24-17 | 3.50 | 78 | 73 | 0 | 0 | 1 | 403.2 | 374 | 184 | 157 | 22 | 36 | 89 | 394 | 31 | 3 | .240 | |

| Career Postseason Pitching Record | | | | | | | | | | | | | | | | | | | | |
|-----------------------------------|-------------------|-----|------|---|----|----|-----|----|-----|---|---|----|----|-----|----|----|----|----|--|--|
| Year | Team | W-L | ERA | G | GS | CG | SHO | SV | IP | H | R | ER | HR | HBP | BB | SO | WP | BK | | |
| 2019 | NLDS: LAD vs. WAS | 0-0 | 2.70 | 2 | 0 | 0 | 0 | 0 | 3.1 | 3 | 1 | 1 | 0 | 0 | 1 | 1 | 0 | 0 | | |
| Postseason Totals | | 0-0 | 2.70 | 2 | 0 | 0 | 0 | 0 | 3.1 | 3 | 1 | 1 | 0 | 0 | 1 | 1 | 0 | 0 | | |
| LDS Totals | | 0-0 | 2.70 | 2 | 0 | 0 | 0 | 0 | 3.1 | 3 | 1 | 1 | 0 | 0 | 1 | 1 | 0 | 0 | | |

| Career Single-Game Bests | | | |
|--------------------------------|---|-------------------------|---|
| Low-Hit Complete Game: | None | Most Strikeouts: | 7, August 7, 2019 vs. STL |
| Most Innings Pitched Starter: | 5.2, (3x) last: August 13, 2019 at MIA | Most Walks: | 1, (5x) last: September 11, 2019 at BAL |
| Most Innings Pitched Reliever: | 2.0, (2x) last: September 18, 2019 vs. TB | Longest Winning Streak: | 1 game (2x), last: September 9, 2019 - |
| Most Earned Runs Allowed: | 4, August 18, 2019 at ATL | Longest Losing Streak: | 2 games, August 18-26, 2019 |

| Career Fielding Record | | | | | | | |
|------------------------|-------|----|----|---|---|----|----|
| Position | PCT | G | PO | A | E | TC | DP |
| Pitcher | 1.000 | 14 | 0 | 4 | 0 | 4 | 0 |

Career Transactions

- June 10, 2016: Drafted by the Los Angeles Dodgers in the 3rd round of the 2016 amateur draft. Player signed June 20, 2016.

Injured List

- No injuries at the Major League level



Zach

MCKINSTRY

IF/OF | 73

@zach_mckin8

Bats: Left **Throws:** Right

Height: 6-0 **Weight:** 180

Opening Day Age: 24

Born: April 29, 1995 in Toledo, OH

Resides: Toledo, OH

Acquired: Drafted in the 33rd round of the 2016 First Year Player Draft out of Central Michigan

ML Service: 0.000



Career Highlights

* 24-year-old infielder enters his fifth professional season after a breakout 2019, where he slashed a combined .300/.366/.516 and roped 24 doubles (career high), six triples (career high), 19 homers (career high) and 78 RBI (career high) with eight stolen bases in 121 games between Double-A Tulsa and Triple-A Oklahoma City

* Garnered 2019 Mid-Season All-Star honors with Double-A Tulsa after slashing 279/.352/.455 with 16 doubles, four triples, 12 homers, 52 RBI and eight stolen bases in 95 games...ranked 17th in the league in slugging and OPS (.807) while ranking among the top Drillers in doubles (4th), triples (2nd), homers (5th), RBI (4th), stolen bases (2nd), walks (4th, 37) and total bases (3rd, 155)

* Made his Triple-A debut on May 10 and collected a hit in 15 of his first 16 games, including seven consecutive games from May 10 to Aug. 10

* Has logged the majority of his games at second base (1271.1 INN) at a .970 clip with 19 errors in 634 chances, 272 putouts, 343 assists and 75 double plays...has also spent time at third (832.0 INN, .933 FLD%), shortstop (621.1 INN, .944 FLD%) and 92.1 innings across the outfield (.926 FLD%)

* Was added to the 40-man roster on November 20, 2019

Year-By-Year

2019

* Made his Triple-A debut on May 10 before spending the majority of the season with Double-A Tulsa...recalled to Triple-A OKC after slashing .279/.352/.455 with 16 doubles, four triples, 12 homers, 52 RBI and eight stolen bases in 95 games

* Promoted to Triple-A on Aug. 4 and collected a six-game hitting streak in his first week with the OKC Dodgers...went 13-for-23 (.565) with three doubles, two homers and 11 RBI...highlighted by a 4-for-4 effort on Aug. 9, when he connected on a career-high two homers and drove in six (career high) against Tacoma

* Continued his offensive tear and collected a hit in 15 of his first 16 games in the PCL...amassed a .482 average (27-for-56) during the span with six doubles, seven homers and 25 RBI with eight multi-hit efforts

Named a Mid-Season All-Star with Double-A Tulsa after sitting among the top of the club leaderboard in doubles (4th, 16), triples (2nd, 4), homers (5th, 12), RBI (4th, 52), stolen bases (2nd, 8), walks (4th, 37) and total bases (3rd, 155)...ranked 17th in the Texas League in slugging (.455) and OPS (.807)...capped his season with OKC slashing .382/.421/.753 with eight doubles, a pair of triples, seven homers and 26 RBI across 26 games...registered season highs in runs (70), hits (129), doubles (24), triples (6), homers (19), RBI (78), slugging (.516), OPS (.882) and total bases (222)...played a combined 52 games at second and posted a .974 fielding percentage with five errors in 191 total chances...also logged time at shortstop (46 games), third base (12 games) and outfield (10 games)

2018

* Played across three levels of the Dodgers' farm system and slashed a combined .282/.403/.458 with 11 doubles, four triples, seven homers, 24 RBI and two stolen bases

* Began the season at Single-A Great Lakes, where he batted .377 with a pair of doubles and triples, a piece, three homers and eight RBI with two stolen bases...hit at a .415 clip over 13 road games, compared to batting .250 in five games at Dow Diamond

Assigned to Advanced-A Rancho Cucamonga on May 31 and continued to turn out strong offensive numbers in the form of a .308/.447/.473 slashline with seven doubles, a triple, two homers and eight RBI across 33 games...paced the Cal League with his .447 OBP and ranked among the top Quakes in average (5th, .308) and OPS (7th, .920)...promoted to Double-A Tulsa on July 24 and spent the remainder of the season hitting .193 with a pair of

doubles, a triple, two homers and eight RBI across 25 games in his second career stint with the Drillers...placed on the seven-day IL on April 23 and spent time on the temporary inactive list from June 14 – 17

2017

* In his first full season of professional baseball, slashed a combined .239/.331/.324 with 21 doubles, a triple, four homers, 33 RBI and seven stolen bases with Single-A Great Lakes and Rancho Cucamonga and Double-A Tulsa

* Played 82 of his 114 games with Rancho Cucamonga after bouncing between the Quakes and Great Lakes (17) for the better part of the first half...finished the first half slashing .308/.478/.500 with seven doubles, a homer and three RBI in 17 games with Rancho Cucamonga

* Made his Double-A debut on June 9 and collected his first hit six games later, going 1-for-3 against Northwest Arkansas

Compiled a .947 fielding percentage across the diamond...logged the bulk of his innings at third base, turning in a .911 fielding percentage with 13 errors in 146 chances over 53 games across three levels of the system at the hot corner...also spent time at second base (49 games, .972 FLD%) and shortstop (7 games, .943 FLD%)...wrapped his time with Tulsa collecting back-to-back multi-hit efforts on June 29 (3-for-4, RBI) and July 31 (2-for-4, 3B, RBI)

2016

* Began his professional career with the AZL Dodgers...played in four games before ascending to Single-A Great Lakes for the remainder of the summer

* In 41 games with the Loons, posted a .261/.350/.324 line with five doubles, a pair of triples and 14 RBI...ranked seventh on the team with six stolen bases and a .261 average, while finishing eighth in OBP (.350)

Played 19 games at second and finished third on the squad with a .950 fielding percentage...also saw 18 games at third base (.965 FLD%) and five games at shortstop (.909 FLD%)

Personal

Zachary McKinstry...born April 29, 1995 in Toledo, OH...attended North Side HS (IN)...rated the No. 21 prospect in the state of Indiana by Perfect Game before committing to Central Michigan University...selected to the 2015 Louisville Slugger Freshman All-American team and garnered Second Team All-MAC honors...started all 61 games at shortstop during the 2016 season and led the Chippewas in batting average (.325), hits (79), OBP (.415), at-bats (243), stolen bases (12) and assists (157)...appeared in one summer ball game in the Cape Cod League with Orleans before being selected by the Dodgers in the 33rd round of the 2016 First-Year Player Draft

Career Batting Record

| Year | Team | AVG | G | AB | R | H | 2B | 3B | HR | RBI | SH | SF | HP | BB | SO | SB | CS | OBP | SLG | E |
|-----------------------|------------------|------|-----|------|-----|-----|----|----|----|-----|----|----|----|-----|-----|----|----|------|------|----|
| 2016 | Great Lakes | .261 | 41 | 142 | 18 | 37 | 5 | 2 | 0 | 14 | 2 | 1 | 5 | 15 | 29 | 6 | 1 | .350 | .324 | 7 |
| | AZL Dodgers | .176 | 4 | 17 | 1 | 3 | 0 | 1 | 0 | 0 | 0 | 0 | 0 | 0 | 3 | 0 | 1 | .176 | .294 | 2 |
| 2017 | Tulsa | .256 | 15 | 39 | 5 | 10 | 1 | 1 | 0 | 2 | 6 | 0 | 0 | 6 | 8 | 0 | 0 | .356 | .333 | 2 |
| | Rancho Cucamonga | .226 | 82 | 319 | 39 | 72 | 13 | 0 | 3 | 28 | 1 | 1 | 5 | 29 | 87 | 5 | 2 | .299 | .295 | 17 |
| 2018 | Great Lakes | .308 | 17 | 52 | 10 | 16 | 7 | 0 | 1 | 3 | 0 | 0 | 0 | 17 | 10 | 2 | 1 | .478 | .500 | 2 |
| | Tulsa | .193 | 25 | 83 | 7 | 16 | 2 | 1 | 2 | 8 | 0 | 0 | 0 | 4 | 21 | 0 | 0 | .230 | .313 | 1 |
| 2019 | Great Lakes | .377 | 18 | 53 | 12 | 20 | 2 | 2 | 3 | 8 | 0 | 0 | 3 | 16 | 16 | 2 | 1 | .542 | .660 | 3 |
| | Tulsa | .279 | 95 | 341 | 53 | 95 | 16 | 4 | 12 | 52 | 1 | 2 | 3 | 37 | 74 | 8 | 8 | .352 | .455 | 16 |
| Oklahoma City | | .382 | 26 | 89 | 17 | 34 | 8 | 2 | 7 | 26 | 0 | 0 | 0 | 6 | 18 | 0 | 1 | .421 | .753 | 3 |
| Minor League- 4 years | | .270 | 356 | 1226 | 182 | 331 | 61 | 14 | 30 | 149 | 4 | 4 | 22 | 147 | 288 | 23 | 15 | .416 | .773 | 57 |

Career Transactions

· July 5, 2016: Drafted in the 33rd round of the 2016 First Year Player Draft out of Central Michigan University.

Injured List

· No Injuries at the Major League level



Max

MUNCY

IF | 13

@maxmuncy

Bats: Left **Throws:** Right

Height: 6-0 **Weight:** 215

Opening Day Age: 29

Born: August 25, 1990 in Midland, TX

Resides: Dallas, TX

Acquired: Signed as a free agent on April 28, 2017

ML Service: 3.027

ML Debut: April 25, 2015



Career Highlights

- * The 29-year-old enters his ninth professional season and his fourth in the Dodger organization after setting career highs in games played (141), runs (101), hits (122), doubles (22), RBI (98), walks (90) and stolen bases (4), while matching his 2018 single season high of 35 homers
- * Over four big league seasons with the Athletics (2015-16) and Dodgers (2018-19), he has hit .244 with 49 doubles, four triples, 75 homers and 194 RBI in 374 games
- * Participated in the 2019 All-Star game at Progressive Field in Cleveland after his first All-Star selection of his career
- * Had a breakout season in 2018, leading the Dodgers with 35 home runs (T-5th, NL) and a .582 slugging percentage...participated in the Home Run Derby and was selected for the NL's All-Star Final Vote, where he placed third
- * Ended the longest World Series game in history (2018 Game 3) when he hit a walk-off home run in the 18th inning off of Red Sox pitcher Nathan Eovaldi
- * Has appeared defensively at first base (107 games), second base (34 games) and third base (55 games), while also appearing in 17 games in right field and 10 games in left field
- * Made his MLB debut on April 25, 2015 with Oakland vs. Houston, and picked up his first big league hit with a seventh-inning single off Scott Feldman
- * Stroked his first career Major League home run on May 17, 2015 against the White Sox with a two-run shot off of Jeff Samardzija
- * In 568 career minor league games, he has slashed .276/.382/.438 with 111 doubles, 12 triples, 62 home runs and 295 RBI
- * Selected by Oakland in the fifth round of the 2012 First-Year Player Draft

Year-By-Year

2019

- * Made his first Opening Day roster and hit his first Opening Day homer in his second season with the Dodgers...went on to slash .251/.374/.515 and set career high marks in games played (141), runs (101), hits (122), doubles (22), RBI (98), walks (90) and stolen bases (4) while matching his 2018 single season high of 35 homers
 - * Participated in the 2019 All-Star Game at Progressive Field in Cleveland after his first All-Star selection of his career
 - * Over his first two seasons with the Dodgers, leads the club in walks (169), ranks second in runs (176), homers (70), RBI (177), OBP (.381) and slugging (.545), fourth in hits (226) and sixth in doubles (39) and average (.256)...sits among the top leaders in the NL in homers (6th), walks (6th), slugging (8th), OBP (11th) RBI (T-15th) and runs (16th) during the span
- Ranked 13th among NL second basemen (min. 70 G) with a .973 fielding percentage (6 E) across a career-high 520.1 innings at second...recorded his 100th career RBI with a sacrifice fly on March 31 against the Diamondbacks...set a new career-high with five RBI on June 28, going 2-for-4 with a homer

and five RBI...collected a career-high four hits in his first career walk-off on Aug. 4 against Arizona... proceeded to launch his second career walk-off home run on Aug. 21 to send the Dodgers to their league-leading 11th walk-off victory of the season...compiled an 11-game on-base streak from Aug. 10-23, slashing .250/.423/.750 and hitting safely in nine-consecutive contests—going 9-for-33 with 10 runs, a pair of doubles, six homers and 12 RBI during the hitting streak...from June 11-24, reached a career-high 10 consecutive games registering a hit, including a pair of doubles, four homers, 11 RBI and 10 walks against six strikeouts at a .310/.442/.643 clip...saw his best offensive month during May, when he led the team in homers (7) with Joc Pederson and ranked second in RBI (18) with a .302/.391/.583 line...turned in reverse splits at the plate after collecting a career-high 157 at-bats against left-handed pitching for a .268 average, compared to a .242 mark against right-handed pitching (330 AB)...ranked 11th overall in the NL and seventh among all in-fielding left-handed bats in the category...turned in his strongest Postseason series numbers to-date after going 5-for-19 (.263) with four runs, a career-best three homers and seven RBI with four walks against two strikeouts for a .391 OBP and 1.128 OPS...clubbed homers in back-to-back games during Games 2 and 3 of the NLDS...according to MLB Stats, he is the first Dodger player with three homers in consecutive Postseasons...over his last two Postseasons, he has homered six times, and sits in a three-way tie for second with Jose Altuve and Alex Bregman for most homers during the span...accrued a 5.7 WAR, which ranked seventh among NL position players

2018

* Saw his first action as a Dodger after entering the season as a non-roster invitee in big league camp... hit .263 with a .391 OBP, 35 homers and 79 RBI in 137 games with Los Angeles

* Led the Dodgers in both slugging percentage (.582) and home runs, which tied for fifth in the National League...among players with 375 or more at-bats, ranked among the NL's best in OBP (7th), SLG (2nd) and OPS (2nd), behind only the league's MVP Christian Yelich

* Batted .293 (27-for-92) and ranked second on the team with 79 RBI

Nearly made the All-Star team after finishing third in the NL's Final Vote, but still participated in the Home Run Derby where he won the first round against the Cubs' Javier Baez before being eliminated by the eventual champion Bryce Harper...appeared in all 16 of the Dodgers' Postseason games, going 10-for-50 (.200) with three homers and six RBI...ended the longest World Series game in history when he hit a walk-off home run in the 18th inning off of Red Sox pitcher Nathan Eovaldi to end Game 3...it was the longest World Series game in history in both time (seven hours and 20 minutes) and innings...had his contract selected by the Dodgers from Triple-A Oklahoma City on April 17...slashed .313/.421/.563 in nine games with OKC

2017

* Spent the entire season with Triple-A Oklahoma City, slashing .309/.414/.491 with 62 runs, 20 doubles, one triple, 12 homers and 44 RBI in 109 games

* Averaged .366 with runners in scoring position while posting a .309 mark with runners on base

Excelled against right-handed pitchers, as he posted a .323 average, compared to a .258 mark against lefties...made his first career pitching appearance, allowing just two hits over 2.1 scoreless innings over three relief appearances

2016

Split the season between Oakland and Triple-A Nashville, hitting .186 with two homers and eight RBI in 51 big league games over three stints with the A's...batted .251 with eight home runs and 26 RBI in 64 games with Triple-A Nashville...posted a .360 OBP

2015

* Saw his first big league action in his fourth professional season, batting .206 with three homers and nine RBI in 45 games over four stints with Oakland

* Made his MLB debut on April 25 vs. Houston, and picked up his first big league hit with a seventh-inning single off Scott Feldman

* Blasted his first big league homer off Jeff Samardzija on May 17 vs. the White Sox

Had only two plate appearances in the Majors vs. left-handed pitchers (0-for-1, BB) with his other 110 PA coming vs. righties...reached the Triple-A level for the first time, and appeared in 60 games with Nashville, batting .274 with four homers and 35 RBI

2014

* Spent the entire campaign with Double-A Midland, earning a Texas League mid-season All-Star selection after hitting .264 with 23 doubles, seven homers and 63 RBI in 122 games

* Led the Texas League with a .385 OBP and 87 walks, which tied for fifth in all of minor league baseball...also ranked among the league's best in doubles (8th), RBI (3rd), hits (115, 10th) and OPS (.764, 9th)

Named Texas League Player of the Week for the week of July 14-20 after going 10-for-23 (.435) with six runs scored, one double, three home runs, 16 RBI and 10 walks...batted .237 with two home runs, three RBI, three walks and seven runs scored in nine postseason games to help Midland win the Texas League Championship

2013

* Began the year at Single-A Stockton and hit .285 with 21 home runs and 76 RBI in 93 games before earning a promotion to Double-A Midland July 14...hit .250 with the RockHounds and batted a combined .273 with 25 home runs and 100 RBI in 140 games overall

Tied for second in minor league baseball in games played and tied for 10th in RBI...led the A's farm system in home runs, RBI, walks (88) and total bases (249), ranked third in runs (89), hits (143) and extra base hits (53), fourth in slugging (.476) and fifth in on-base percentage (.381)...had a .400 on-base percentage with Stockton, which ranked fourth in the California League...was named to the Cal League mid-season All-Star team

2012

Made his professional debut with Single-A Burlington and hit .275 with 20 doubles, two triples, four home runs and 23 RBI in 64 games...drew 41 walks for a .383 on-base percentage

Personal

Maxwell Steven Muncy...resides in Keller, TX with his wife Kellie...graduated from Keller (TX) High School...attended Baylor University, where he was a Freshman All-American (2010), breaking Baylor freshman school records of HR (11) and RBI (53) and was a two-time All-Big 12 Conference selection at first base (2011 and 2012) for the Bears...selected by Oakland in the fifth round of the 2012 First-Year Player Draft and signed by scout Armann Brown.

Career Batting Record

| Year | Team | AVG | G | AB | R | H | 2B | 3B | HR | RBI | SH | SF | HBP | BB | SO | SB | CS | OBP | SLG | E |
|----------------------|---------------|------|-----|------|-----|-----|-----|----|----|-----|----|----|-----|-----|-----|----|----|------|------|----|
| 2012 | Burlington | .275 | 64 | 229 | 34 | 63 | 20 | 2 | 4 | 23 | 0 | 3 | 1 | 41 | 37 | 3 | 1 | .383 | .432 | 6 |
| 2013 | Midland | .250 | 47 | 172 | 22 | 43 | 12 | 2 | 4 | 24 | 0 | 1 | 0 | 24 | 34 | 0 | 1 | .340 | .413 | 6 |
| | Stockton | .285 | 93 | 351 | 67 | 100 | 13 | 1 | 21 | 76 | 0 | 6 | 7 | 64 | 68 | 1 | 1 | .400 | .507 | 3 |
| 2014 | Midland | .264 | 122 | 435 | 59 | 115 | 23 | 3 | 7 | 63 | 0 | 6 | 2 | 87 | 92 | 7 | 2 | .385 | .379 | 8 |
| 2015 | OAKLAND | .206 | 45 | 102 | 14 | 21 | 8 | 1 | 3 | 9 | 0 | 1 | 0 | 9 | 31 | 0 | 0 | .268 | .392 | 6 |
| | Nashville | .274 | 60 | 212 | 24 | 58 | 14 | 1 | 4 | 35 | 0 | 4 | 1 | 26 | 58 | 0 | 1 | .350 | .406 | 6 |
| 2016 | OAKLAND | .186 | 51 | 113 | 13 | 21 | 2 | 0 | 2 | 8 | 0 | 0 | 0 | 20 | 24 | 0 | 0 | .308 | .257 | 1 |
| | Nashville | .251 | 64 | 223 | 34 | 56 | 7 | 2 | 8 | 26 | 1 | 4 | 5 | 35 | 54 | 5 | 0 | .360 | .408 | 1 |
| 2017 | Oklahoma City | .309 | 109 | 320 | 62 | 99 | 20 | 1 | 12 | 44 | 0 | 1 | 4 | 54 | 84 | 3 | 6 | .414 | .491 | 11 |
| 2018 | LOS ANGELES | .263 | 137 | 395 | 75 | 104 | 17 | 2 | 35 | 79 | 0 | 2 | 5 | 79 | 131 | 3 | 0 | .391 | .582 | 13 |
| | Oklahoma City | .313 | 9 | 32 | 7 | 10 | 2 | 0 | 2 | 4 | 0 | 0 | 0 | 6 | 5 | 0 | 0 | .421 | .563 | 2 |
| 2019 | LOS ANGELES | .251 | 141 | 487 | 101 | 122 | 22 | 1 | 35 | 98 | 0 | 4 | 8 | 90 | 149 | 4 | 1 | .374 | .515 | 14 |
| Major League-4 years | | .244 | 374 | 1097 | 203 | 268 | 49 | 4 | 75 | 194 | 0 | 7 | 13 | 198 | 335 | 7 | 1 | .364 | .501 | 34 |
| Dodger Totals-2 year | | .256 | 278 | 882 | 176 | 226 | 39 | 3 | 70 | 177 | 0 | 6 | 13 | 169 | 280 | 7 | 1 | .381 | .545 | 27 |
| Minor League-7 years | | .276 | 568 | 1974 | 309 | 544 | 111 | 12 | 62 | 295 | 1 | 25 | 20 | 337 | 432 | 19 | 12 | .382 | .438 | 43 |

Career Postseason Batting Record

| Year | Team | AVG | G | AB | R | H | 2B | 3B | HR | RBI | SH | SF | HP | BB | SO | SB | CS | OBP | SLG |
|-------------------|-------------------|------|----|----|----|----|----|----|----|-----|----|----|----|----|----|----|----|------|------|
| 2018 | NLDS: LAD vs. ATL | .182 | 4 | 11 | 4 | 2 | 0 | 0 | 2 | 4 | 0 | 0 | 0 | 6 | 5 | 1 | 0 | .471 | .727 |
| | NLCS: LAD vs. MIL | .182 | 7 | 22 | 3 | 4 | 0 | 0 | 0 | 1 | 0 | 0 | 0 | 4 | 13 | 0 | 0 | .308 | .182 |
| | WS: LAD vs. BOS | .235 | 5 | 17 | 3 | 4 | 1 | 0 | 1 | 1 | 0 | 0 | 0 | 2 | 5 | 0 | 0 | .316 | .471 |
| 2019 | NLDS: LAD vs. WAS | .263 | 5 | 19 | 4 | 5 | 0 | 0 | 3 | 7 | 0 | 0 | 0 | 4 | 2 | 1 | 0 | .391 | .737 |
| Postseason Totals | | .217 | 21 | 69 | 14 | 15 | 1 | 0 | 6 | 13 | 0 | 0 | 0 | 16 | 25 | 2 | 0 | .365 | .493 |
| LDS Totals | | .233 | 9 | 30 | 8 | 7 | 0 | 0 | 5 | 11 | 0 | 0 | 0 | 10 | 7 | 2 | 0 | .425 | .733 |
| LCS Totals | | .182 | 7 | 22 | 3 | 4 | 0 | 0 | 0 | 1 | 0 | 0 | 0 | 4 | 13 | 0 | 0 | .308 | .182 |
| WS Totals | | .235 | 5 | 17 | 3 | 4 | 1 | 0 | 1 | 1 | 0 | 0 | 0 | 2 | 5 | 0 | 0 | .316 | .471 |

Career Single-Game Bests

| | | | |
|-------------------|---------------------------------------|-------------------------|---|
| Most Hits: | 4, August 4, 2019 vs. SD | Most Stolen Bases: | 1 (7x), last: August 21, 2019 vs. TOR |
| Most RBI: | 4 (4x), last: Sept 24, 2019 at SD | Most Walks: | 4 (2x), last: Sept 29, 2019 at SF |
| Most Home Runs: | 2 (4x), last: June 27, 2019 at COL | Longest Hitting Streak: | 10 games, June 11, 2019 – June 22, 2019 |
| Most Runs Scored: | 3 (5x), last: August 20, 2019 vs. TOR | Grand Slams: | 1, Sept 24, 2019 (Reyes) |

Career Fielding Record

| Position | PCT | G | PO | A | E | TC | DP |
|-------------|-------|-----|-----|-----|----|------|----|
| First Base | .991 | 172 | 951 | 61 | 9 | 1021 | 76 |
| Second Base | .980 | 104 | 124 | 213 | 7 | 344 | 55 |
| Third Base | .906 | 90 | 191 | 146 | 18 | 191 | 5 |
| Left Field | 1.000 | 10 | 4 | 0 | 0 | 4 | 0 |
| Right Field | 1.000 | 17 | 27 | 1 | 0 | 28 | 0 |

Career Transactions

- June 5, 2012: Drafted by the Oakland Athletics in the 5th round of the 2012 amateur draft. Player signed June 18, 2012.
- March 31, 2017: Released by the Oakland Athletics.
- April 28, 2017: Signed as a Free Agent with the Los Angeles Dodgers.
- February 6, 2020: Signed a three-year extension with Los Angeles with a club option.

Injured List

- August 29 - September 13, 2019 (right wrist fracture)



Jimmy

NELSON

RHP | 40

@jimmy_j_nelson

Bats: Right **Throws:** Right

Height: 6-6 **Weight:** 250

Opening Day Age: 30

Born: June 5, 1989 in Klamath Falls, OR

Resides: Niceville, FL

Acquired: Signed as a free agent on January 8, 2020

ML Service: 5.017

MLB Debut: September 6, 2013



Career Highlights

- * Enters his seventh professional season after spending his first six seasons with the Milwaukee Brewers
- * Owns a career 33-46 record and 4.22 ERA across 119 games and 107 starts with 578 strikeouts against 240 walks
- * Fanned 50 batters across six starts in June 2017 to garner Brewers' Pitcher of the Month honors and tie Ben Sheets (September 2004) for second in Milwaukee franchise history in strikeouts for a single calendar month, behind only CC Sabathia (51 SO, August 2008)
- * Led 2015 Brewer arms in starts (30), quality starts (13), wins (11), innings pitched (177.1) and strikeouts (148)
- * Spun a complete game on June 18, 2017 vs. San Diego in a 2-1 victory, allowing one unearned run on six hits with 10 strikeouts against just a pair of walks
- * Named 2014 Pitcher of the Year, Baseball America Triple-A All-Star, Baseball America Minor League All-Star, Mid-Season and Post-Season All-Star with Triple-A Nashville after pacing the PCL in WHIP (0.919) and ranking second in the league with a career-best (min. 20 IP) 1.46 ERA and 10-2 record with 114 strikeouts
- * Selected to participate in the 2013 All-Star Futures Game at Citi Field
- * Was part of team no-hitter on Aug. 2, 2012, where he spun four-innings with four strikeouts to join Double-A Huntsville teammates Dan Merklinger (0.2 IP), R.J. Seidel (1.1 IP), Darren Byrd (2.0 IP) and Brandon Kintzler (1.0 IP) to mark the most pitchers used in a no-hitter in Southern League history
- * Rated as the Brewers' top prospect and No. 96 overall farmhand on Baseball America's 2014 Pre-Season ranking

Year-By-Year

2019

- * Made three starts across 10 appearances after spending the 2018 season recovering from right shoulder surgery...went 0-2 with a 6.95 ERA over 22.0 frames
 - * Fanned 26 over his 22.0 innings to rank seventh among Brewer arms with a 10.6 strikeout per nine inning rate
 - * Totaled 17 appearances, including four starts, between Single-A Wisconsin and Triple-A San Antonio...posted a combined 3-2 record and 4.79 ERA with 58 strikeouts over 41.1 innings
- Despite amassing a 6.95 ERA, posted a 3.60 ERA (4 ER/10.0 IP) in relief, compared to his 9.75 (13 ER/12.0 IP) mark as a starter...began the season on the 10-day injured list with a right shoulder injury...made a rehab assignment with Triple-A San Antonio on May 5 and was later optioned to San Antonio on May 24, where he totaled a 3-2 record and 4.69 ERA over four starts in 16 total appearances among three stints with the club...fanned 57 over 40.1 frames for a 12.7 strikeout per nine rate as a San Antonio Mission...concluded the season posting a career-high 12.6 strikeout per nine rate...placed back on the IL on June 26 with right elbow effusion before making a pair of rehab assignments with Single-A Wisconsin and Triple-A San Antonio...transferred from the 10-day IL to the 60-day IL with right elbow effusion on Aug. 5...wrapped the season on a rehab assignment with San Antonio...elected free agency on Dec. 2

2018

- * Did not play...right shoulder surgery performed by Doctor Neal ElAttrache

2017

- * Notched career highs in wins (12) and strikeouts (199) en route to his most dominant season on a Major League mound

* Accumulated a 3.49 ERA (68 ER/175.1 IP) at a 10.2 strikeout per nine rate to rank eighth in the NL in ERA and ninth in strikeouts

* Collected a team-leading 17 quality starts and went 10-0 with a 1.69 ERA (22 ER/117.1 IP) over the span

Tied for ninth in NL Cy Young voting...named Brewers' Pitcher of the Month for June after going 3-1 with a 2.88 ERA with 50 strikeouts across 40.2 innings...tied Ben Sheets (September 2004) for second in Milwaukee franchise history in strikeouts for a single calendar month, behind only CC Sabathia (51 SO, August 2008)...tossed his first career complete game on June 18 vs. San Diego, surrendering one unearned run on six hits with 10 strikeouts and just a pair of walks...amassed six, multi-strikeout games, he had only tossed one multi-strikeout performance prior to the 2017 season...cut his walk rate from 10.7 percent in 2016, to 6.6 percent in 2017...landed on the injured list and missed the rest of the season with a right-shoulder injury suffered on Sept. 8 at Chicago (NL)...underwent surgery on Sept. 19 in Los Angeles to repair a right rotator cuff strain and partial anterior labrum tear...the surgery was performed by Dr. Neal ElAttrache

2016

* Went 8-16 with a 4.62 ERA (92 ER/179.1 IP) and 140 strikeouts over a career high 32 starts

* Led Milwaukee in starts (32), innings (179.1 IP) and strikeouts (140)

* Named Brewers Pitcher of the Month for May, after posting a 2-1 record and 2.66 ERA across 40.2 innings with 34 strikeouts in six starts

Turned in a 3.40 ERA (36 ER/95.1 IP) with 74 strikeouts across 16 starts at home, compared to his 6.00 ERA (56 ER/84.0 IP) mark and 66 strikeouts in 16 starts on the road...began the season strong, posting a 5-3 record with a 2.88 ERA in his first 11 starts...despite proceeding to go 3-13 at a 5.79 clip over his last 21 starts of the season, collected 13 quality starts with a 7-3 record and 2.41 ERA (23 ER/86.0 IP)...saw his best situational splits in one-run games, where he held opposing bats to a .207 average and fanned 50 across 62.1 innings over 10 starts for a 3-3 record and 2.45 ERA

2015

* Recorded an 11-13 record and 4.11 ERA (81 ER/177.1 IP) with 148 strikeouts against 65 walks in his first full Major League season

* Led the Brewers in starts (30), quality starts (13), wins (11), innings pitched (177.1) and strikeouts (148)

* Named Brewers Pitcher of the Month for July, when he went 3-1 with a 1.64 ERA (6 ER/33.0 IP) with 32 strikeouts against 12 walks in five starts

Recorded 25.2 innings without allowing an earned run from July 24 to Aug. 9, including 17.0 consecutive scoreless innings from July 24 to Aug. 4...his 25.2-inning run was the fifth-longest streak in a season by a Brewer starter...went 8-1 with a 1.08 ERA (11 ER/91.1 IP) in 13 quality starts...secured his first career 10-plus strikeout game on May 8 vs. Chicago (NL), when he K'd 11 Cubs...placed on the 60-day injured list on Sept. 22 after taking a line drive to the head by St. Louis' Tommy Pham in his final start of the season on Sept. 17

2014

* Honored as the Brewers' Minor League Pitcher of the Year and Pacific Coast League Pitcher of the Year after going 10-2 with a 1.46 ERA (18 ER/111.0 IP) with 114 strikeouts in 17 games (16 starts) with Triple-A Nashville

* Split the season between Triple-A Nashville and Milwaukee, where he logged a pair of stints on May 25 and July 12 through the end of the season to total a 2-9 record and 4.93 ERA with 57 strikeouts over 14 games (12 starts)

* Recalled on May 25 for a spot start at Miami and notched his first Major League win after twirling 5.2 innings of scoreless baseball with six strikeouts

Paced PCL arms in WHIP (0.919) and ranked among the top in ERA (2nd, 1.46), wins (T-5th, 10) and win/loss percentage (6th, .833)...before his recall to Milwaukee on July 7, led the PCL in ERA (1.46), strikeouts (114) and tied for first in wins (10)...turned in six quality starts, five of which were consecutive outings from July 22 to Aug. 15...made a pair of relief appearances on Sept. 13 vs. Cincinnati and Sept. 18 at St. Louis...allowed a pair of earned runs over 1.1 innings between the two appearances...garnered PCL midseason and postseason All-Star recognition after entering the season rated as Milwaukee's top prospect by Baseball America

2013

* Made his Major League debut on Sept. 6 vs. Chicago (NL) and tossed a pair of scoreless innings, followed by his first Major League start on Sept. 28 at New York (NL)...received a no-decision after allowing an earned run on one hit and three walks with four strikeouts and a wild pitch over five innings in a 10-inning, 4-2 victory

* Participated in the All-Star Futures Game at Citi Field, where he issued a walk over an inning of work

* Totaled a 10-10 record and 3.25 ERA across 27 starts between Double-A Huntsville (12 G) and Triple-A Nashville (15 G)...wrapped the season pacing the organization with 163 strikeouts over 152.1 innings

Named Brewers' Minor League Pitcher of the Month for April after turning in a 3-0 record and 1.30 ERA over five starts with Double-A Huntsville...went 5-4 with a 2.74 ERA (21 ER/69.0 IP) in 12 starts as a Star and led the Southern League with his 72 K's before his ascent to Triple-A Nashville on June 3...named a Southern League All-Star...continued to overpower opposing offenses with 91 strikeouts in just 83.1 innings (15 GS) to rank ninth in the PCL with a 9.8 strikeout-per-nine rate...went 5-6 with a 3.67 ERA at Nashville before getting his contract selected by Milwaukee on Sept. 3...made four appearances with one start, allowing just one earned run on a pair of hits with eight strikeouts over 10.0 innings of work for a 0.90 ERA as a September call up...tabbed as the fifth-best organizational prospect by Baseball America

2012

* Split the season between A-Advanced Brevard County (13 G) and Double-A Huntsville (10 G) to go a combined 6-8 with a 2.83 ERA and 119 strikeouts across 23 starts

* Began the season with Single-A Brevard County, where he went 4-4 with a 2.21 ERA and 77 strikeouts across 13 starts

* Promoted to Double-A Huntsville on June 13 and spent the balance of the season posting a 2-4 record and 3.91 ERA with 42 strikeouts across 46.0 innings (10 GS)

Named a Florida State League All-Star...while with Double-A Huntsville, combined with four other Stars to toss a no-hitter on Aug. 2 vs. Chattanooga, marking the most pitchers used in a no-hitter in Southern League history... landed on the injured list from July 1 to July 27 with a strained right rotator cuff...went 2-3 with a 4.91 ERA across seven games (six starts) for the Desert Dogs of the Arizona Fall League

2011

· Tabbed by Baseball America as the eighth-best prospect in the Brewers' organization

· Played the entirety of the season with Single-A Wisconsin and posted an 8-9 record and 4.38 ERA across 26 games (25 starts) with 120 strikeouts over 146.0 innings

Went six or more innings in 15 of his 25 starts to the tune of a 2.36 ERA (24 ER/91.1 IP), including 14 quality starts... lowered his Pre All-Star ERA from 5.20 (36 ER/62.1 IP) to 3.76 (35 ER/83.2IP) over his last 14 starts

2010

Began his professional career with Rookie-Level Helena where he tallied a 2-0 record and 3.71 ERA over 12 relief appearances...earned the win his is debut on July 4 at Missoula after going 2.0 innings of two-run ball on a trio of hits and one walk with a pair of strikeouts...selected in the second round of the 2010 First Year Player Draft by the Milwaukee Brewers out of the University of Alabama (Tuscaloosa, AL)

Personal

James Jacob Nelson...originally drafted in the 39th round of the 2007 First Year Player draft by the Cincinnati Reds out of Niceville (FL) High School, but decided to play collegiately at the University of Alabama, where he went 14-9 with a 4.62 ERA in 58 games across three seasons with the Tide...father, Jim, played football and threw the shotput and discus at the University of Florida...mother, Deborah, played basketball at Florida State University... enjoys playing video games and working out...selected in the second round of the 2010 First Year Player Draft by the Milwaukee Brewers

| Career Pitching Record | | | | | | | | | | | | | | | | | | | |
|------------------------|-------------|-------|------|-----|-----|----|-----|----|--------------|-----|-----|-----|----|----|-----|-----|----|----|------|
| Year | Team | W-L | ERA | G | GS | CG | SHO | SV | IP | H | R | ER | HR | HB | BB | SO | WP | BK | AVG |
| 2010 | Helena | 2-0 | 3.71 | 12 | 0 | 0 | 0 | 3 | 26.2 | 30 | 21 | 11 | 2 | 0 | 13 | 33 | 3 | 0 | .268 |
| 2011 | Wisconsin | 8-9 | 4.38 | 26 | 25 | 1 | 0 | 0 | 146.0 | 146 | 81 | 71 | 9 | 6 | 65 | 120 | 13 | 1 | .266 |
| 2012 | Huntsville | 2-4 | 3.91 | 10 | 10 | 0 | 0 | 0 | 46.0 | 34 | 25 | 20 | 2 | 3 | 37 | 42 | 4 | 0 | .206 |
| | Brevard Co. | 4-4 | 2.21 | 13 | 13 | 1 | 0 | 0 | 81.1 | 63 | 24 | 20 | 3 | 5 | 25 | 77 | 5 | 0 | .216 |
| 2013 | MILWAUKEE | 0-0 | 0.90 | 4 | 1 | 0 | 0 | 0 | 10.0 | 2 | 1 | 1 | 0 | 0 | 5 | 8 | 1 | 0 | .065 |
| | Nashville | 5-6 | 3.67 | 15 | 15 | 1 | 0 | 0 | 83.1 | 74 | 39 | 34 | 2 | 4 | 50 | 91 | 6 | 2 | .240 |
| 2014 | MILWAUKEE | 2-9 | 4.93 | 14 | 12 | 0 | 0 | 0 | 69.1 | 82 | 42 | 38 | 6 | 8 | 19 | 57 | 4 | 0 | .292 |
| | Nashville | 10-2 | 1.46 | 17 | 16 | 0 | 0 | 0 | 111.0 | 70 | 23 | 18 | 3 | 4 | 32 | 114 | 10 | 1 | .179 |
| 2015 | MILWAUKEE | 11-13 | 4.11 | 30 | 30 | 0 | 0 | 0 | 177.1 | 163 | 89 | 81 | 18 | 13 | 65 | 148 | 11 | 1 | .246 |
| 2016 | MILWAUKEE | 8-16 | 4.62 | 32 | 32 | 0 | 0 | 0 | 179.1 | 186 | 108 | 92 | 25 | 17 | 86 | 140 | 8 | 0 | .268 |
| 2017 | MILWAUKEE | 12-6 | 3.49 | 29 | 29 | 1 | 0 | 0 | 175.1 | 171 | 75 | 68 | 16 | 9 | 48 | 199 | 6 | 1 | .257 |
| 2018 | | | | | | | | | DID NOT PLAY | | | | | | | | | | |
| 2019 | MILWAUKEE | 0-2 | 6.95 | 10 | 3 | 0 | 0 | 0 | 22.0 | 25 | 18 | 17 | 4 | 2 | 17 | 26 | 1 | 0 | .291 |
| | San Antonio | 3-2 | 4.69 | 16 | 4 | 0 | 0 | 0 | 40.1 | 33 | 24 | 21 | 4 | 3 | 24 | 57 | 8 | 0 | .219 |
| | Wisconsin | 0-0 | 9.00 | 1 | 0 | 0 | 0 | 0 | 1.0 | 2 | 1 | 1 | 0 | 0 | 0 | 1 | 0 | 0 | .400 |
| Major League- 6 years | | 33-46 | 4.22 | 119 | 107 | 1 | 0 | 0 | 633.1 | 629 | 333 | 297 | 69 | 49 | 240 | 578 | 31 | 2 | .260 |
| Minor League- 6 years | | 39-31 | 3.23 | 122 | 95 | 4 | 0 | 3 | 604.2 | 515 | 272 | 217 | 30 | 34 | 261 | 607 | 53 | 4 | .231 |

Career Single-Game Bests

| | | | |
|--------------------------------|--------------------------------|-------------------------|--|
| Low-Hit Complete Game: | 6, June 18, 2017 vs. SD | Most Strikeouts: | 11, 4x, last September 1, 2017 vs. WSH |
| Most Innings Pitched Starter: | 9.0, June 18, 2017 vs. SD | Most Walks: | 8, August 26, 2015 at CLE |
| Most Innings Pitched Reliever: | 2.0, September 29, 2019 at COL | Longest Winning Streak: | 4, July 18 - August 21, 2015 |
| Most Earned Runs Allowed: | 9, August 11, 2017 | Longest Losing Streak: | 7, August 10 - September 26, 2014 |

Career Fielding Record

| Position | PCT | G | PO | A | E | TC | DP |
|----------|------|-----|----|----|----|-----|----|
| Pitcher | .908 | 119 | 30 | 69 | 10 | 109 | 5 |

Career Transactions

- June 8, 2010: Drafted by the Milwaukee Brewers in the 2nd round of the 2010 amateur draft. Player signed June 22, 2010.
- January 8, 2020: Signed as a Free Agent with the Los Angeles Dodgers.

Injured List

- August 15- September 1, 2019 (right elbow effusion)
- March 27 - June 28, 2019 (right shoulder injury)
- March 28, 2018 - end of season (right shoulder inflammation)
- September 15 - October 2, 2017 (right shoulder impingement)
- September 22, 2015 - end of season (head contusion)



Joc

PEDERSON

OF | 31

@yungjoc650

Bats: Left **Throws:** Left
Height: 6-1 **Weight:** 220
Opening Day Age: 27
Born: April 21, 1992 in Palo Alto, CA
Resides: Palo Alto, CA
Acquired: Selected in the 11th round of the 2010 First-Year Player Draft
ML Service: 5.028
MLB Debut: Sept. 1, 2014



Career Highlights

- * Power-hitting outfielder enters his seventh Major League season with a .233/.339/.474 slashline with 123 home runs and 287 RBI in 705 games with the Dodgers
- * Since his first full big-league season in 2015, ranks among NL outfielders in home runs (123, 4th), doubles (108, T-18th), RBI (287, T-15th) walks (284, 7th), OBP (.339, 14th), slugging (.479, 11th) and OPS (.818, 12th)
- * His 123 home runs through his first six seasons rank as the fourth most in Los Angeles history, behind Mike Piazza (168), Raul Mondesi (130) and Matt Kemp (128)
- * During the course of his career, he has ranked among the NL's best (min. 1750 PA) in pitches per plate appearances (4.15, 9th) and walks per plate appearances (8.12, 14th)
- * Ranks among the all-time Los Angeles leaders in Postseason runs (21, T-7th), doubles (8, T-3rd), homers (7, T-4th), SLG (.487, 5th) and games (48, 5th)
- * Earned a 2015 All-Star selection, becoming the first Dodger rookie position player to earn a start in the Midsummer Classic...participated in the 2015 and 2019 Home Run Derby
- * Blasted his first big league home run on April 12 at Arizona with a sixth-inning solo shot off A.J. Schugel...hit his first grand slam on May 1 off Arizona's Rubby De La Rosa at Dodger Stadium
- * Made his MLB debut on Sept. 1, 2014 as a pinch-hitter and picked up his first big league hit with a second inning single off Doug Fister on Sept. 2 vs. Washington, his first-career start
- * Was twice tabbed as the Dodgers' Branch Rickey Minor League Player of the Year, winning the award in 2012 at Single-A and again in 2014 at Triple-A, when he posted a historic 30-home run/30-steal season
- * Selected by the Dodgers in the 11th round of the 2010 First-Year Player Draft

Year-By-Year

2019

- * Concluded his sixth Major League season setting career marks in runs (83), hits (112), homers (36), RBI (74), average (.249) slugging (.538) and OPS (.876) across 149 games...all of his homers came off of right-handed pitching...ranked fourth in the Majors for most homers against right handed pitchers with a .252/.349/.571 slashline
- * Launched nine homers from the leadoff spot to surpass his former record...his 20 career leadoff homers are just eight shy of the franchise mark set by Davey Lopes (28)...wrapped the season with six multi-homer games from the leadoff spot to tie Francisco Lindor (6 in 2018) for most in MLB history
- * Participated in the Home Run Derby where he advanced to the semi-finals and blasted 39 home runs before falling to Toronto rookie Vlad Guerrero Jr.

Became the fourth Dodger to hit two homers on Opening Day, joining Roy Campanella (1954), Raul Mondesi (1995 and 1999), Yasmani Grandal (2017) and Kiké Hernández (2019)...it was his ninth career-multi homer game and his third homer on Opening Day...he is 7-for-17 with six runs scored, three homers and 10 RBI on Opening Day...hit his first career walk-off home run on April 15 with a two-run shot on Jackie Robinson Day...became the second player in NL history (1st, Larry Walker) to collect an extra-base hit in six consecutive at-bats from Sept. 1-4...matched a career high with a seven-game

hitting streak for the third time in his career on July 27 (last: 6/14-6/20/17), going 8-for-24 (.333) with two homers and four RBI during the span...closed out the regular season with his strongest offensive month, roping four doubles, driving in 16 and ranking among the top of the NL with nine homers (3rd) at a .344 (6th)/.414/.852 (1st)/1.267(1st) clip across 23 games in September...one of three Dodgers to reach 20 home runs before July, joining Max Muncy (20) and Cody Bellinger (27) to become the fifth team in Major League history with a trio of players reaching the 20-plus homer mark before July 1...matched his single-game career high in RBI on Sept. 2 against Colorado after driving in five and going 3-for-3 with a double and a pair of home runs

2018

* In his fifth big league season, he slashed .248/.321/.522 with 65 runs, 27 doubles (career-high), three triples (career-high), 25 home runs and 56 RBI in 148 games

* In 59 games as the lead-off hitter, posted a .309 (17-for-55)/.356/.818 slashline with two doubles and eight home runs...his eight leadoff homers were tied for the second most in the Majors with the Braves' Ronald Acuña Jr. and the Cardinals' Matt Carpenter, while trailing just the Indians' Francisco Lindor for the most (9)...also broke the Dodgers leadoff home run record, surpassing Davey Lopes, who hit seven in 1979...hit a leadoff home run in back-to-back games on August 2-3, joining Carl Furillo as the only Dodgers to accomplish the feat (July 12 and 13, 1951) - Source: Stats LLC

* Appeared in all 16 of the Dodgers' Postseason games, going 8-for-39 (.205) with six runs, a double, two homers and two RBI...hit safely in each game of the NLDS vs. Atlanta to extend his Postseason hitting streak to 10 games, batting .313 (10-for-32) with three doubles, four homers and six RBI during the run, which began in Game 2 of the 2017 World Series vs. Houston

Hit .260 against right-handed pitchers, compared to a .170 batting average against lefties...hit 24 of his 25 home runs off right-handers...saw time at all three outfield positions, appearing in 116 games in left field, 32 games in center field and two games in right field...also collected six outfield assists, which tied for the 16th most in the NL...collected a career-high four hits three times (April 28 at SF, June 2 at COL and July 24 at PHI)...his three four-hit games were the most on the team and tied for the eighth most in the NL

2017

* Spent majority of the season with Los Angeles, hitting .212 with 44 runs, 20 doubles, 11 home runs and 35 RBI along with a .331 on-base percentage in 102 games

Made the Dodgers NLCS and World Series roster during the club's Postseason run, slashing .304 (7-for-23)/.360/.826 with seven runs, three doubles, three home runs and five RBI in 11 games...during the World Series, he hit .333 (6-for-18) with six runs, two doubles, three homers and five RBI along with a .944 slugging percentage in six games...became just the fourth player (fifth time overall) in Dodger history to collect at least three homers in a single WS, joining Duke Snider (4 HR, 1952 and 1955), Reggie Smith (3 HR, 1977) and Dave Lopes (3 HR, 1978)...according to STATS LLC., also became just the first player in Major League history to collect a hit and run scored in each of his first six career WS games and became just the fourth player to record 1+ hit and 1+ run in six-plus games in a single World Series, joining George Kelly (6 in 1924), Ron Fairly (7 in 1965) and Willie Stargell (6 in 1979)...drove in a career-high five runs and slugged the Dodgers first homer of the 2017 season with a grand slam in the third inning on Opening Day...it was the first Dodgers OD grand slam since Eric Karros, who accomplished the feat on April 3, 2000 at Montreal and his five RBI were the most by a Dodger in a season-opener since Raul Mondesi, who recorded six RBI on April 5, 1999 against Arizona...appeared mostly in center field throughout the season (92 games), but also played four games in left field...posted a .993 fielding percentage in the outfield, recording just one error in 676.2 innings...made two different disabled list stints: placed on the 10-day disabled list on April 24-May 5 with a right groin strain and was placed on the seven-day concussion DL from May 24-June 13...appeared in a combined 20 games with Advanced-A Rancho Cucamonga and Triple-A Oklahoma City, going 12-for-72 (.167) with one doubles, three homers and nine RBI

2016

* Posted a .847 OPS, batting .246 with a .352 on-base percentage, a .495 slugging percentage, 26 doubles, 25 homers and 68 RBI in 137 games

* Tied for 10th among NL outfielders with 25 home runs...according to ESPN's Home Run Tracker, averaged 412.1 feet per home run, the seventh-longest in the Majors...per Baseball Savant, led the Dodgers and ranked 14th in the Majors with a 93.2 average exit velocity

* Saw an average of 4.18 pitches per plate appearance, the 10th most in the NL (min. 400 AB) and drew a walk every 7.56 plate appearances (8th, NL)

Placed on the DL from July 1-19 with a sprained right AC joint, suffered in a collision with the outfielder wall June 28 at Milwaukee...went 9-for-36 (.250) with five runs, two doubles, a homer and four RBI in 11 postseason games...had the game-tying home run off Max Scherzer in the seventh inning of NLDS Game 5, which ignited the Dodgers' rally...batted .281 with runners in scoring position on the season 2015...appeared in 151 games in his first full Major League season, batting .210 with 26 home runs and 54 RBI...tied with Chicago's Kris Bryant for the most home runs by a MLB rookie with 26, which tied for the second-most by a rookie in Dodger franchise history, behind only Mike Piazza's 35 in 1993...in addition to home runs, also led MLB rookies in walks (92) and ranked among the NL's best rookies in runs (67, 3rd), hits (101, 10th), doubles (19, T-10th), RBI (54, T-6th)...ranked second with 170 strikeouts...

earned an All-Star selection, via player balloting, and was the first Dodger rookie position player to start in the Midsummer Classic...was the runner-up to Todd Frazier in the Home Run Derby...averaged 421.7 feet on his 26 home runs, the longest average distance of any MLB hitter in 2015 (min. 18 HR) according to ESPN Home Run Tracker...homered in five consecutive games from May 31-June 3, setting a Dodgers rookie record and tying for the franchise record for consecutive games with a home run...hit 20 of his 26 home runs before the All-Star break...his 20 home runs were the second most ever for an NL rookie before the All-Star break, behind only the 21 hit by Dave Kingman (1972, SF) and Albert Pujols (2001, STL)...made his first Opening Day roster and his first Opening Day start on April 6 vs. San Diego...blasted his first big league home run on April 12 at Arizona with a sixth-inning solo shot of A.J. Schugel...hit his first grand slam on May 1 off Arizona's Rubby De La Rosa at Dodger Stadium...recorded his first multi-home run game on May 6 at Milwaukee...appeared in all five of the Dodgers' NLDS games vs. New York, including two starts in center field...went 0-for-4 with four walks...selected as the Dodgers' 2015 Heart and Hustle Award winner by the Major League Baseball Players Alumni Association

2014

* Posted just the fourth 30-home run/30-stolen base campaign in Pacific Coast League history with Triple-A Albuquerque and earned a September call-up for his first big league action

* Batted .303 and led the PCL with 33 home runs, 106 runs scored and 100 walks, while ranking among the league leaders in RBI (78, 10th), stolen bases (30, 3rd), on-base percentage (.435, 2nd) and slugging percentage (.582, 9th) in 121 games

* Honored as a midseason Pacific Coast League All-Star, a selection to the All-PCL Team and as the league's Most Valuable Player and Rookie of the Year...was also selected by Baseball America to the publication's Minor League All-Star Team

Was honored as the Dodgers' Branch Rickey Minor League Player of the Year for the second time (also: 2012)...shared the honor with Corey Seager...was promoted to the big league club on Sept. 1 and made his Major League debut that night...collected his first big league hit on Sept. 2 with a second-inning single to center off Washington's Doug Fister

2013

* Honored as a Double-A Southern League Midseason and Postseason All-Star and also participated in the MLB All-Star Futures Game, batting .278 with 22 homers and 58 RBI in 123 games for Chattanooga Led the Southern League with a .497 slugging percentage and ranked among the league leaders in home runs (22, T-2nd), stolen bases (31, T-3rd), OBP (.381, 3rd), slugging (.497, 1st), extra-base hits (49, T-4th), runs scored (81, 2nd), total bases (218, 5th) and walks (70, 4th)

2012

* Selected as the Dodgers' Branch Rickey Minor League Player of the Year as one of the youngest players in the California League, batting .313 with 26 steals, 26 doubles, four triples, 18 home runs and 70 RBI in 110 games for Advanced-A Rancho Cucamonga

* Ranked among the California League leaders in batting average (8th), on-base percentage (.396, 6th) and slugging percentage (.516, 9th)

Following the season, played for Mesa in the Arizona Fall League and also appeared for Team Israel in its World Baseball Classic qualifier, batting .308 (4-for-13) with three steals and three runs scored in three games

2011

* Selected as a Topps/Minor League Baseball Short Season-A/Rookie All-Star, combining to hit .323 with a .407 OBP, 11 homers and 65 RBI in 84 games with Single-A Great Lakes and Rookie-advanced Ogden

* Ranked among the Pioneer leaders in batting average (.353, 4th), home runs (11, T-6th), on-base percentage (.429, 2nd), slugging percentage (.568, 7th), stolen bases (24, T-3rd) and RBI (64, 1st) in 68 games

* Recognized as a Pioneer League All-Star and was tabbed by Baseball America as a Rookie All-Star

2010

Appeared in only three games with the AZL Dodgers after signing with the club on Aug. 16...was named top prospect in the 2010 Hawaii Collegiate Baseball League by Baseball America

Personal

Joc Russell Pederson...resides in Los Angeles, CA with wife, Kelsey and daughter, Poppy...committed to play baseball at the University of Southern California prior to signing with the Dodgers...helped lead Palo Alto (CA) High School to a Santa Clara Valley Athletic League De Anza Division title and selected as co-league MVP as a senior in 2010...named First Team All-SCVAL as a junior in 2009...father Stu was drafted by the Dodgers in 1981 and played in eight games in the Majors in 1985...teamed with his brother Champ, who has Down Syndrome, and New Era to design a hat with the family motto "Live like a Champ" with 31 percent of sales benefitting Best Buddies, a charity supporting people with intellectual and developmental disabilities...brother, Tyger, an infielder, was selected by the Dodgers in the 33rd round of the 2013 Draft...selected by the Dodgers in the 11th round of the 2010 First-Year Player Draft and signed by scout Orsino Hill.

Career Batting Record

| Year | Team | AVG | G | AB | R | H | 2B | 3B | HR | RBI | SH | SF | HBP | BB | SO | SB | CS | OBP | SLG | E |
|------------------------|--|----------------------|----------------|----------------|--------------|---------------|--------------|-------------|--------------|--------------|-------------|-------------|--------------|---------------|---------------|-------------|-------------|------|------|----|
| 2010 | AZL Dodgers | .000 | 3 | 7 | 1 | 0 | 0 | 0 | 0 | 0 | 0 | 0 | 1 | 4 | 5 | 0 | 0 | .417 | .000 | 0 |
| 2011 | Great Lakes Ogden | .160 .353 | 16 68 | 50 266 | 4 54 | 8 94 | 0 20 | 0 2 | 0 11 | 0 64 | 1 0 | 1 5 | 2 3 | 7 36 | 9 54 | 2 24 | 0 5 | .288 | .160 | 2 |
| 2012 | Rancho Cucamonga | .313 | 110 | 434 | 96 | 136 | 26 | 4 | 18 | 70 | 2 | 2 | 10 | 51 | 81 | 26 | 14 | .396 | .516 | 2 |
| 2013 | Chattanooga | .278 | 123 | 439 | 81 | 122 | 24 | 3 | 22 | 58 | 2 | 3 | 5 | 70 | 114 | 31 | 8 | .381 | .497 | 5 |
| 2014 | LOS ANGELES Albuquerque | .143 .303 | 18 121 | 28 445 | 1 106 | 4 135 | 0 17 | 0 4 | 0 33 | 0 78 | 1 2 | 0 5 | 1 100 | 9 149 | 11 30 | 0 13 | 0 435 | .351 | .143 | 0 |
| 2015 | LOS ANGELES | .210 | 151 | 480 | 67 | 101 | 19 | 1 | 26 | 54 | 2 | 2 | 9 | 92 | 170 | 4 | 7 | .346 | .417 | 7 |
| 2016 | LOS ANGELES Oklahoma City | .246 .625 | 137 3 | 406 8 | 64 1 | 100 5 | 26 0 | 0 0 | 25 0 | 68 0 | 1 0 | 2 0 | 4 0 | 63 4 | 130 1 | 6 0 | 2 0 | .352 | .495 | 2 |
| 2017 | LOS ANGELES Oklahoma City Rancho Cucamonga | .212 .169 .143 | 102 17 3 | 273 65 7 | 44 8 0 | 58 11 1 | 20 1 0 | 0 0 0 | 11 3 0 | 35 9 0 | 0 1 0 | 1 0 0 | 10 5 3 | 39 14 0 | 68 14 3 | 4 1 0 | 3 0 0 | .331 | .407 | 1 |
| 2018 | LOS ANGELES | .248 | 148 | 395 | 65 | 98 | 27 | 3 | 25 | 56 | 1 | 3 | 4 | 40 | 85 | 1 | 5 | .321 | .522 | 1 |
| 2019 | LOS ANGELES | .249 | 149 | 450 | 83 | 112 | 16 | 3 | 36 | 74 | 0 | 2 | 1 | 50 | 111 | 1 | 1 | .339 | .538 | 8 |
| Major League- 6 years | | .233 | 705 | 2032 | 324 | 473 | 108 | 7 | 123 | 287 | 5 | 10 | 39 | 293 | 575 | 16 | 18 | .339 | .474 | 16 |
| Dodger Totals- 6 years | | .233 | 705 | 2032 | 324 | 473 | 108 | 7 | 123 | 287 | 5 | 10 | 39 | 293 | 575 | 16 | 18 | .339 | .474 | 16 |
| Minor League-7 years | | .298 | 464 | 1721 | 351 | 512 | 88 | 13 | 87 | 280 | 6 | 13 | 26 | 280 | 430 | 114 | 40 | .401 | .515 | 21 |

Career Postseason Batting Record

| Year | Team | AVG | G | AB | R | H | 2B | 3B | HR | RBI | SH | SF | HP | BB | SO | SB | CS | OBP | SLG |
|-------------------|---|----------------------|-------------|----------------|-------------|-------------|-------------|-------------|-------------|-------------|-------------|-------------|-------------|-------------|-------------|-------------|-------------|------|------|
| 2015 | NLDS: LAD vs. NYM | .000 | 5 | 4 | 0 | 1 | 0 | 0 | 0 | 0 | 0 | 0 | 0 | 4 | 1 | 0 | 0 | .500 | .000 |
| 2016 | NLDS: LAD vs. WAS NLCS: LAD vs ChC | .333 .190 | 5 6 | 15 21 | 2 3 | 5 4 | 1 1 | 0 0 | 1 0 | 1 0 | 3 1 | 0 0 | 0 0 | 1 8 | 2 2 | 6 0 | 0 0 | .444 | .238 |
| 2017 | NLCS: LAD vs. ChC WS: LAD vs. HOU | .200 .333 | 5 6 | 5 18 | 5 6 | 1 6 | 1 2 | 0 0 | 0 3 | 0 5 | 0 0 | 0 0 | 0 0 | 2 8 | 2 0 | 0 0 | 0 0 | .200 | .400 |
| 2018 | NLDS: LAD vs. ATL NLCS: LAD vs. MIL WS: LAD vs. BOS | .286 .231 .083 | 4 7 5 | 14 13 12 | 3 2 1 | 4 3 1 | 1 0 0 | 0 0 0 | 1 0 1 | 1 0 1 | 0 0 0 | 0 0 0 | 1 1 0 | 0 4 5 | 4 0 0 | 0 0 0 | 0 0 0 | .333 | .571 |
| 2019 | NLDS: LAD vs. WAS | .267 | 5 | 15 | 3 | 4 | 2 | 0 | 1 | 1 | 0 | 0 | 0 | 2 | 5 | 0 | 0 | .353 | .600 |
| Postseason Totals | | .239 | 48 | 117 | 21 | 28 | 8 | 0 | 7 | 12 | 1 | 0 | 3 | 12 | 43 | 2 | 0 | .326 | .487 |
| LDS Totals | | .271 | 19 | 48 | 8 | 13 | 4 | 0 | 3 | 5 | 0 | 0 | 2 | 8 | 16 | 0 | 0 | .397 | .542 |
| LCS Totals | | .205 | 18 | 39 | 6 | 8 | 2 | 0 | 0 | 1 | 1 | 0 | 1 | 2 | 14 | 2 | 0 | .262 | .256 |
| WS Totals | | .233 | 11 | 30 | 7 | 7 | 2 | 0 | 4 | 6 | 0 | 0 | 0 | 2 | 13 | 0 | 0 | .281 | .700 |

Career Single-Game Bests

| | | | |
|-------------------|-------------------------------------|-------------------------|--|
| Most Hits: | 4 (4x), last: April 21, 2019 at MIL | Most Stolen Bases: | 1 (16x), last: July 15, 2019 at PHI |
| Most RBI: | 5 (2x), last: Sept 2, 2019 vs. COL | Most Walks: | 3 (9x), last: June 21, 2017 vs. NYM |
| Most Home Runs: | 2 (14x), last: Sept 25, 2019 | Longest Hitting Streak: | 7 games (3x), last: July 19-27, 2019 |
| Most Runs Scored: | 4 (2x), last: March 30, 2019 | Grand Slams: | 2, last: April 3, 2017 vs. SD (Chacin) |

Career Fielding Record

| Position | PCT | G | PO | A | E | TC | DP |
|--------------|------|-----|-----|---|---|-----|----|
| First Base | .962 | 20 | 142 | 8 | 6 | 142 | 9 |
| Left Field | .991 | 206 | 214 | 9 | 2 | 225 | 2 |
| Center Field | .990 | 412 | 717 | 9 | 7 | 733 | 1 |
| Right Field | .982 | 46 | 53 | 2 | 1 | 56 | 0 |

Career Transactions

- June 8, 2010: Drafted by the Los Angeles Dodgers in the 11th round of the 2010 amateur draft. Player signed August 16, 2010.

Injured List

- July 1-19, 2016 (sprained right AC joint)
- April 24-May 5, 2017 (right groin strain)
- May 25- June 13, 2017 (concussion)



DJ

PETERS

OF | 70

@8peters

Bats: Right **Throws:** Right

Height: 6-6 **Weight:** 225

Opening Day Age: 24

Born: December 12, 1995 in Glendora, CA

Resides: Glendora, CA

Acquired: Drafted in the 4th round of the 2016 First Year Player Draft from Western Nevada College

ML Service: 0.000



Career Highlights

- * 24-year-old outfielder enters his fifth professional season after splitting the season between Double-A Tulsa and Triple-A Oklahoma City
- * The Glendora native has appeared in 455 career games and has slashed .269/.363/.501 with 96 doubles, 13 triples, 92 home runs and 271 RBI over four seasons with the Dodgers organization
- * Named a MiLB.com Organizational All-Star in back-to-back seasons (2017-18)
- * Rated by Baseball America as the best power hitter in the Dodgers' minor league system in 2018
- * Earned numerous accolades during the 2017 season including being named the California League's Most Valuable Player and Rookie of the Year after ranking among the league leaders in runs (91, 6th), hits (139, 11th), extra-base hits (61, 1st), total bases (259, 3rd), doubles (29, T-8th), home runs (27, 3rd), RBI (82, T-5th), walks (64, 2nd), OBP (.372, 8th), SLG (.514, 1st), OPS (.886, 1st) and hit by pitches (15, 2nd)...also selected as Baseball America's High Class-A All-Star, along with being named Cal League's mid- and post-season All-Star...honored as Player of the Week three times in 2017; April 30, June 18 and July 9
- * Earned Baseball America's 2016 Rookie All-Star selection with the Ogden Raptors, while also being named the Top Star in the Pioneer League...selected as a Pioneer League mid- and post-season All-Star, while also being named Player of the Week twice; July 24 and Sept. 4
- * Originally selected by the Dodgers in the fourth round of the 2016 First-Year Player Draft out of Western Nevada College

Year-By-Year

2019

- * Split the season between Double-A Tulsa and Triple-A Oklahoma City...slashed a combined .249/.358/.453 with 20 doubles, a pair of triples, 23 homers and 81 RBI across 125 games
 - * Promoted to Triple-A Oklahoma City on June 27, and made his Triple-A debut that night...went 3-for-5 with two doubles and three RBI the next day...wrapped the season posting a .260/.388/.490 line with 10 doubles, one triple, 12 homers and 39 RBI in 57 games
 - * Recorded seven, three-hit games, with six of seven efforts coming at the Triple-A level...collected a pair of two-homer efforts in back-to-back games on July 18-19
- Totaled a .976 fielding percentage with seven errors in 290 total chances between Double-A Tulsa and Triple-A Oklahoma City...played 20 games in right field and 48 contests in center field for the Drillers, while playing the totality of his 56 games for the OKC Dodgers in center field...ranked among the top of the Tulsa squad in RBI (4th, 42), homers (5th, 11) and doubles (T-6th, 10)...continued to solidify himself among the ranks of the OKC leaderboard in RBI (T-6th, 39), homers (7th, 12) and doubles (T-9th, 10)...was a non-roster invitee to Spring Training

2018

- * Spent the entire season with Double-A Tulsa, where he put up a .236/.320/.473 slashline with 23 doubles, three triples, 29 home runs, and 60 RBI in 132 games
 - * Posted a .984 fielding percentage in 127 games, playing the majority at center field (96 games), while also spending time in right field (29 games) and left field (four games)
- Earned the Double-A MiLB Joe Bauman Home Run Award after leading the Texas League in homers...was named an MiLB.com Organizational All-Star for second consecutive year...led the Texas League in total bases (232) and ranked among league leaders in games played (4th, 132), hits (16th, 116), doubles (18th, 23), RBI (12th, 60), walks (12th, 45) and hit by pitch (3rd, 18)

2017

* Received Rookie-of-the-Year and MVP honors after finishing his first professional season at Advanced-A Rancho Cucamonga, totaling a team-best 132 games with a .276/.372/.514 line...notched career highs in doubles (29), triples (5) and RBI (82)...ranked second on the team with 27 homers and continued to sit among the top of the squad in total bases (259, 1st), RBI (2nd), triples (2nd) and hits (2nd, 139)

* Turned in a .976 fielding percentage with six errors in 248 chances across 114 games in the outfield...played a majority of his innings in center field (80 games) while seeing 18 games (17 starts) in left and 17 starts in right field

Named an MiLB.com Organizational All-Star and Mid/Post-Season All-Star, accompanied by a trio of Player of the Week accolades for the weeks of April 30, June 18 and July 9

2016

* Spent his first professional season at Rookie-Level Ogden, where he played in 66 games and amassed a .351/.437/.615 slash line

* Led the team in runs (63), doubles (24), total bases (161) and walks (35), while ranking second in homers (13) and RBI (48)

* Named a Baseball America Rookie All-Star after ranking among the top Pioneer League bats in total bases(1st), doubles (2nd), walks (2nd), slugging (.615, 2nd), homers (3rd), OBP (.437, 3rd), RBI (5th) and average (.351, 6th)

* Received Top Star and Mid/Post-Season All-Star honors, including two Player of the Week Awards for the weeks of July 24 and Sept. 4

Personal

Donald Scott Peters...resides in Glendora, CA...attended Western Nevada CC, where he was named 2016 Scenic West Athletic Conference Baseball Player of the Year after hitting .401 with 14 homers and 57 RBI as a sophomore... his 14 home runs set a single-season WNC record and led the SWAC...drafted by the Cubs in the 36th round of the 2014 First-Year Player Draft but did not sign...drafted by the Rangers in the 36th round of the 2015 First-Year Player Draft but did not sign...selected by the Dodgers in the fourth round of the 2016 First-Year Player Draft and signed by scout Tom Kunis

| Career Batting Record | | | | | | | | | | | | | | | | | | | | |
|-----------------------|------------------|------|-----|------|-----|-----|----|----|----|-----|----|----|-----|-----|-----|-----|----|------|------|----|
| Year | Team | AVG | G | AB | R | H | 2B | 3B | HR | RBI | SH | SF | HBP | BB | SO | SB | CS | OBP | SLG | E |
| 2016 | Ogden | .351 | 66 | 262 | 63 | 92 | 24 | 3 | 13 | 48 | 0 | 0 | 5 | 35 | 66 | 5 | 3 | .437 | .615 | 6 |
| 2017 | Rancho Cucamonga | .276 | 132 | 504 | 91 | 139 | 29 | 5 | 27 | 82 | 0 | 3 | 15 | 64 | 189 | 3 | 3 | .372 | .514 | 6 |
| 2018 | Tulsa | .236 | 132 | 491 | 79 | 116 | 23 | 3 | 29 | 60 | 0 | 5 | 18 | 45 | 192 | 1 | 2 | .320 | .473 | 5 |
| 2019 | Tulsa | .241 | 68 | 249 | 31 | 60 | 10 | 1 | 11 | 42 | 0 | 3 | 7 | 28 | 93 | 1 | 0 | .311 | .422 | 3 |
| | Oklahoma City | .260 | 57 | 208 | 40 | 54 | 10 | 1 | 12 | 39 | 0 | 2 | 12 | 33 | 75 | 1 | 1 | .388 | .490 | 4 |
| Minor League- 4 years | | .269 | 455 | 1714 | 304 | 461 | 96 | 13 | 92 | 271 | 0 | 13 | 57 | 205 | 615 | .11 | 9 | .363 | .501 | 24 |

| Career Single-Game Bests | | | |
|--------------------------|-----|-------------------------|-----|
| Most Hits: | --- | Most Stolen Bases: | --- |
| Most RBI: | --- | Most Walks: | --- |
| Most Home Runs: | --- | Longest Hitting Streak: | --- |
| Most Runs Scored: | --- | Grand Slams: | --- |

| Career Fielding Record | | | | | | | |
|------------------------|-----|---|----|---|---|----|----|
| Position | PCT | G | PO | A | E | TC | DP |
| Outfield | --- | - | - | - | - | - | - |

Career Transactions

- June 3, 2016: Drafted by the Los Angeles Dodgers in the 4th round of the 2016 First Year Player Draft out of Western Nevada College

Injured List

- No injuries at the Major League level



AJ

POLLOCK

OF | 11

@ajpollock_

Bats: Right **Throws:** Right

Height: 6-1 **Weight:** 210

Opening Day Age: 32

Born: December 5, 1987 in Hebron, CT

Resides: Phoenix, AZ

Acquired: Signed as a free agent on January 26, 2019

ML Service: 7.052

ML Debut: April 18, 2012



Career Highlights

- * 32-year-old outfielder enters his ninth Major League season and second with the Dodgers after signing as a free agent on January 26, 2019
- * In 723 career Big League games, he has posted a .279/.337/.467 slash line with 159 doubles, 30 triples, 89 home runs, 311 RBI and 108 stolen bases
- * Selected to his first All-Star game in his fourth big league season in 2015... also finished 14th in the MVP voting in 2015, ranking among NL leaders in batting average (.315, 5th), OPS (.865, 9th), hits (192, 2nd), doubles (39, 4th), triples (6, 8th), and stolen bases (39, 4th)
- * Earned a Rawlings Gold Glove Award at center field in 2015 and has a .994 career fielding percentage, tied for the third-best mark among active center fielders (min. 500 games)
- * Tied for fourth among NL center fielders with 34 assists since the start of 2012
- * Spent seven seasons with the Diamondbacks from 2012-18 and ranks among the franchise's all-time leaders in stolen bases (4th, 103), triples (6th, 29), runs (8th, 367), extra-base hits (9th, 247) and doubles (9th, 144)
- * Had his contract selected from Triple-A Reno on April 18, 2012 and made his Major League debut that day against Pittsburgh, going 0-for-3 with a walk
- * Slugged his first career Big League home run on May 11, 2012 against the Giants with a solo shot in the sixth inning off Madison Bumgarner
- * Named the 2012 Pacific Coast League playoff MVP and MVP of the Triple-A National Championship Game... honored as 2011 Southern League mid- and postseason All-Star
- * Selected by the Diamondbacks in first round (17th overall) in the 2009 MLB First-Year Player Draft out of Notre Dame

Year-By-Year

2019

- * Stroked 15 doubles and homers with one triple and 47 RBI across 86 games for a .266/.327/.468 line in his first season as a Dodger
- * Placed on the 10-day injured list with right elbow inflammation on April 30 and was transferred to the 60-day IL on June 27...made a rehab assignment with Rancho Cucamonga, where he appeared in five games before being reinstated on July 12
- * In his first full month after being reinstated off the IL, hit to a .319 clip with six doubles, three homers, and eight RBI across 22 games

Collected a hit in a season-high 10 consecutive games from Sept. 11 to 24, slashing .359/.390/.564 with two doubles, two homers and eight RBI through the span...came just one shy of matching his career high from Sept. 11 to 22, 2015 (11 games)...ranked 18th among all NL center fielders with a .989 fielding percentage (1 E/510.0 IP) across 62 games....launched three homers on Sept. 6 vs. San Francisco to match his single-game career high, which he set on April 30, 2018 against the Dodgers at Chase Field... it was his fifth career multi-homer game and his 18th multi-hit game of the season...tied for eighth on the team with 22 multi-hit efforts and tied for second on the squad after collecting three or more hits in seven games...roped a career-high three doubles in a 3-for-3 effort at Miami on Aug. 13...closed out the season registering a hit in 32 of 50 games, including 12 multi-hit efforts and five games collecting

three hits...slashed .277/.335/.508 with 11 doubles, 10 homers and 25 RBI...ranked third in doubles, tied for sixth in homers and seventh in RBI among Dodger bats during the span

2018

* Batted .257 with 21 doubles, five triples, 21 home runs and 65 RBI in 113 games with the Diamondbacks

* Hit a career-high 21 homers, while also recording his first three home run game on April 30 against the Dodgers...was one of eight outfielders with at least 20 doubles, 20 homers, 10 stolen bases and an .800 OPS

* Named NL Player of the Month for April, his first career monthly honor...he ranked among the NL leaders in March/April in home runs (T-1st, 9), slugging pct. (2nd, .670), OPS (2nd, 1.021) extra-base hits (2nd, 19) and RBI (3rd, 24)...was also named NL Player of the Week for April 30-May 6, his fourth career weekly honors

Had success against right-handed pitchers, batting .275 (75-for-273)/.336 OBP/.495 SLG with 16 doubles, four triples, 12 homers, 39 RBI and 21 walks...opened the season with a nine-game on-base streak, March 29-April 8, hitting .343 (12-for-35)/.425 OBP/.657 SLG with 6 doubles, one triple, one homer, six RBI and five walks...had a career-high five hits on July 20 vs. Rockies, tying the D-backs single-game record...placed on the 10-day disabled list with a left thumb fracture on May 15, suffered on May 14 vs. Brewers in the ninth inning after attempting to make a diving play...reinstated from the 10-day disabled list on July 2

2017

* Hit .266 with 33 doubles, six triples, 14 home runs and 49 RBI in 112 games for the D-backs

* Ranked among the NL leaders in triples (T-9th) and stolen bases (T-11th, 20), reaching 20+ stolen bases for the second time in his career (also: 39 in 2015)...his seven defensive runs saved tied for fifth among NL center fielders

Reached base safely in 16 straight games from April 16-May 3 (.388, 26-for-67, 7 2B, 1 HR, 3 RBI, 7 BB, 10 SB) with 8 multi-hit games...was placed on the 10-day disabled list from May 15-July 4 with a strained right groin...recorded his 500th career hit on Aug. 17 at Houston, a single in the eighth inning off Francis Martes...doubled in five straight games from Sept. 11-15...recorded back-to-back 4+ RBI games from Sept. 13-15...batted .328/.397/.672 with six doubles, five home runs and 17 RBI over his final 17 games

2016

* Was limited to only 12 games due to injury...batted .244 with two home runs, four RBI, and four stolen bases

* Suffered a fractured right elbow sliding into home plate during an exhibition game vs. Kansas City on April 2...underwent surgery to insert a plate on the olecranon fracture on April 5 in Phoenix...was reinstated on Aug. 26

Went 10-for-33 (.303) with 2 homers and 3 RBI in final 10 games...left the game on Sept. 9 with an injured left groin and missed the remainder of the season

2015

* Set career marks in batting average (.315), on-base percentage (.367), OPS (.865), home runs (20), stolen bases (39), RBI (76), runs scored (111) and hits (192) in 157 games with the Dbacks

* Was selected to his first All-Star game in Cincinnati, earning the spot via player's vote

* Won his first Rawlings Gold Glove Award at center field, finishing the year with a .992 fielding percentage

Named NL Player of the Week for Aug. 17-23, hitting .483 with three doubles, a home run, four RBI and four stolen bases during that time...against right-handed pitchers, he posted a .312/.366/.494 slash line with 15 home runs, 31 doubles and 58 RBI...had a career-high 11-game hitting streak from Sept. 11-22 (.400; 18-for-45)...hit his first career grand slam with a career-high five RBI on Sept. 25 at San Diego

2014

* Batted .302 with 19 doubles, six triples, seven home runs, 24 RBI and 41 runs scored in 75 games

* Was placed on the 15-day disabled list from June 1-Sept. 2 with a fractured right hand (HBP by Johnny Cueto on May 31 vs. Reds)

* At the time of his injury, ranked among Major League leaders in triples (2nd, 4), slugging pct. (7th, .554), OPS (7th, .920), doubles (T-7th, 16) and average (9th, .316)...also tied for the Major League lead with 6 outfield assists

Named NL Co-Player of the Week for May 12-18 (also Yasiel Puig) and Player of the Week for May 26-June 1...recorded first walk-off home run on May 26 vs. Padres (off Kevin Quackenbush)

2013

* Hit .269 (119-for-443) with 28 doubles, eight home runs and 38 RBI in 137 games in his first full Major League season with the Diamondbacks

Ranked among NL rookies in stolen bases (2nd, 12), doubles (2nd), multi-hit games (2nd, 35), triples (T-2nd), runs (2nd, 64), total bases (4th, 181), extra-base hits (5th, 41) and hits (5th)...recorded his first multi-homer game on April 10 vs. Pirates...also had a career-high 4 RBI

2012

* Appeared in 31 games over five stints with the D-backs, hitting .247 (20-for-81) with two home runs and eight RBI

* Contract was originally selected from Triple-A Reno on April 18 and made his Major League debut that day vs. Pirates, going 0-for-3 with a walk

Collected first RBI on April 19 vs. Braves and first hit on April 23 vs. Phillies (single off Jose Contreras)... hit first homer on May 11 vs. Giants (off Madison Bumgarner)...hit .318 (136-for-428) with 25 doubles, three triples, three home runs, 52 RBI and 21 stolen bases in 106 games with Reno... named MVP for the PCL playoffs and the Triple-A National Championship game vs. Pawtucket

2011

* Hit .307 (169-for-550) with 41 doubles, eight homers, 73 RBI and 103 runs scored in 133 games with Double-A Mobile

* Named a Southern League mid- and postseason All-Star

* Ranked among the SL leaders in runs scored (1st), hits (1st), games (2nd), stolen bases (3rd, 36), doubles (3rd), average (4th), extra-base hits (T-4th, 54) and total bases (4th, 244)... ranked among Minor Leagues in hits (8th) and runs (10th)

* Named to Team USA's World Cup and Pan American rosters

2010

Missed the season after suffering a right elbow fracture during Spring Training and being placed on the disabled list on April 8...hit .389 (20-for-64) with six doubles and nine RBI in 16 games with Scottsdale of the Arizona Fall League

2009

Batted .319 (69-for-255) with 12 doubles, three homers and 22 RBI in 63 games in his first pro season with Single-A South Bend...rated by Baseball America as the second-best pure college hitter in the 2009 Pre-Draft Best Tools Rankings

Personal

Allen Lorenz (AJ) Pollock IV...married to Kate...attended the University of Notre Dame...was named an All-Big East first team outfielder in 2008 and 2009 and All-Big East third baseman in 2007...graduated from RHAM High School in Hebron, Conn...named Gatorade Player of the Year and Connecticut state Player of the Year in 2006...was selected 17th overall by the Dbacks in the 2009 MLB First-Year Player Draft.

Career Batting Record

| Year | Team | AVG | G | AB | R | H | 2B | 3B | HR | RBI | SH | SF | HP | BB | SO | SB | CS | OBP | SLG | E |
|------------------------|------------------|------|-----|------|-----|-----|-----|----|----|-----|----|----|----|-----|-----|-----|----|------|-------|-----|
| 2009 | South Bend | .271 | 63 | 255 | 36 | 69 | 12 | 3 | 3 | 22 | 1 | 2 | 3 | 16 | 36 | 10 | 4 | .319 | .376 | 1 |
| 2011 | Mobile | .307 | 133 | 550 | 103 | 169 | 41 | 5 | 8 | 73 | 1 | 9 | 4 | 44 | 86 | 36 | 7 | .357 | .444 | 1 |
| 2012 | ARIZONA | .247 | 31 | 81 | 8 | 20 | 4 | 1 | 2 | 8 | 1 | 2 | 0 | 9 | 11 | 1 | 2 | .315 | .395 | 0 |
| | Reno | .247 | 31 | 81 | 8 | 20 | 4 | 1 | 2 | 8 | 1 | 2 | 0 | 9 | 11 | 1 | 2 | .315 | .395 | 0 |
| 2013 | ARIZONA | .269 | 137 | 443 | 64 | 119 | 28 | 5 | 8 | 38 | 3 | 1 | 2 | 33 | 82 | 12 | 3 | .322 | .409 | 2 |
| 2014 | ARIZONA | .302 | 75 | 265 | 41 | 80 | 19 | 6 | 7 | 24 | 1 | 0 | 2 | 19 | 46 | 14 | 3 | .353 | .498 | 1 |
| | Reno | .163 | 13 | 49 | 4 | 8 | 1 | 1 | 0 | 9 | 0 | 1 | 0 | 2 | 4 | 0 | 0 | .192 | .224 | 3 |
| | AZL | .333 | 2 | 3 | 0 | 1 | 1 | 0 | 0 | 0 | 0 | 0 | 1 | 0 | 1 | 0 | 0 | .500 | .667 | 0 |
| 2015 | ARIZONA | .315 | 157 | 609 | 111 | 192 | 39 | 6 | 20 | 76 | 0 | 9 | 2 | 53 | 89 | 39 | 7 | .367 | .498 | 3 |
| 2016 | ARIZONA | .244 | 12 | 41 | 9 | 10 | 0 | 0 | 2 | 4 | 0 | 0 | 0 | 5 | 8 | 4 | 0 | .326 | .390 | 0 |
| | Reno | .444 | 4 | 18 | 6 | 8 | 4 | 0 | 1 | 8 | 0 | 0 | 0 | 2 | 1 | 1 | 1 | .500 | .833 | 0 |
| | Visalia | .438 | 6 | 16 | 3 | 7 | 1 | 0 | 2 | 4 | 0 | 0 | 0 | 4 | 1 | 1 | 0 | .550 | .875 | 0 |
| | AZL | .333 | 2 | 6 | 2 | 2 | 0 | 0 | 0 | 0 | 0 | 0 | 0 | 1 | 0 | 0 | 0 | .429 | .333 | N/A |
| 2017 | ARIZONA | .266 | 112 | 425 | 73 | 113 | 33 | 6 | 14 | 49 | 0 | 0 | 6 | 35 | 71 | 20 | 6 | .330 | .471 | 1 |
| | Reno | .278 | 7 | 18 | 6 | 5 | 2 | 0 | 2 | 2 | 0 | 0 | 0 | 4 | 2 | 0 | 0 | .409 | .722 | 0 |
| 2018 | ARIZONA | .257 | 113 | 413 | 61 | 106 | 21 | 5 | 21 | 65 | 1 | 7 | 8 | 31 | 100 | 13 | 2 | .316 | .484 | 1 |
| | Reno | .429 | 2 | 7 | 3 | 3 | 1 | 0 | 1 | 3 | 0 | 0 | 0 | 1 | 1 | 1 | 0 | .500 | 1.000 | 0 |
| 2019 | LOS ANGELES | .266 | 86 | 308 | 49 | 82 | 15 | 1 | 15 | 47 | 0 | 4 | 0 | 23 | 74 | 5 | 1 | .327 | .468 | 2 |
| | Rancho Cucamonga | .077 | 5 | 13 | 1 | 1 | 0 | 0 | 1 | 1 | 0 | 0 | 0 | 5 | 0 | 0 | 0 | .077 | .308 | 0 |
| Major League- 8 years | | .279 | 723 | 2585 | 416 | 722 | 159 | 30 | 89 | 311 | 6 | 23 | 27 | 208 | 481 | 108 | 24 | .337 | .467 | 7 |
| Dodgers Total - 1 year | | .266 | 86 | 308 | 49 | 82 | 15 | 1 | 15 | 47 | 0 | 4 | 0 | 23 | 74 | 5 | 1 | .327 | .468 | 2 |
| Minor League- 8 years | | .300 | 343 | 1363 | 229 | 409 | 88 | 12 | 21 | 174 | 4 | 16 | 13 | 106 | 189 | 70 | 20 | .352 | .428 | 5 |

Career Postseason Batting Record

| Year | Team | AVG | G | AB | R | H | 2B | 3B | HR | RBI | SH | SF | HBP | BB | SO | SB | CS | OBP | SLG |
|-------------------|-------------------|------|---|----|---|---|----|----|----|-----|----|----|-----|----|----|----|----|------|-------|
| 2017 | WC: ARI vs. COL | .400 | 1 | 5 | 1 | 2 | 1 | 1 | 0 | 2 | 0 | 0 | 0 | 0 | 1 | 0 | 0 | .400 | 1.000 |
| | NLDS: ARI vs. LAD | .111 | 3 | 9 | 2 | 1 | 0 | 0 | 1 | 1 | 0 | 0 | 0 | 2 | 3 | 0 | 0 | .273 | .444 |
| 2019 | NLDS: LAD vs. WAS | .000 | 4 | 13 | 1 | 0 | 0 | 0 | 0 | 0 | 0 | 0 | 0 | 1 | 11 | 0 | 0 | .071 | .000 |
| Postseason Totals | | .111 | 9 | 27 | 4 | 3 | 1 | 1 | 1 | 3 | 0 | 0 | 0 | 3 | 15 | 0 | 0 | .200 | .333 |
| WC Totals | | .400 | 1 | 5 | 1 | 2 | 1 | 1 | 0 | 2 | 0 | 0 | 0 | 0 | 1 | 0 | 0 | .400 | 1.000 |
| LDS Totals | | .045 | 8 | 22 | 3 | 1 | 0 | 0 | 1 | 1 | 0 | 0 | 0 | 3 | 14 | 0 | 0 | .160 | .182 |

Career Single-Game Bests

| | | | |
|-------------------|-----------------------------------|-------------------------|------------------------------------|
| Most Hits: | 5, July 20, 2018 vs. COL | Most Stolen Bases: | 3, May 20, 2015 at MIA |
| Most RBI: | 5, Sept. 25, 2015 at SD | Most Walks: | 3 (2x), last: Sept. 27, 2015 at SD |
| Most Home Runs: | 3 (2x), last: Sept 6, 2019 vs. SF | Longest Hitting Streak: | 11 games, Sept. 11-22, 2015 |
| Most Runs Scored: | 4 (2x), last: May 20, 2015 at MIA | Grand Slams: | 1, Sept. 25, 2015 at SD (Kelly) |

Career Fielding Record

| Position | PCT | G | PO | A | E | TC | DP |
|--------------|-------|-----|------|----|---|------|----|
| Left Field | .976 | 34 | 41 | 0 | 1 | 42 | 0 |
| Center Field | .994 | 635 | 1342 | 34 | 9 | 1385 | 7 |
| Right Field | 1.000 | 6 | 8 | 0 | 0 | 8 | 0 |

Career Transactions

- June 9, 2009: Drafted by the Arizona Diamondbacks in the 1st round (17th pick) of the 2009 amateur draft. Player signed June 23, 2009.
- January 26, 2019: Signed as a Free Agent with the Los Angeles Dodgers.

Injured List

- June 1-Sept. 2, 2014 (right hand fracture)
- April 2-Aug. 26, 2016 (fractured right elbow)
- May 15-July 4, 2017 (right groin strain)
- May 15-July 2, 2018 (fractured left thumb)
- April 30 - July 12, 2019 (right elbow inflammation)



David

PRICE

LHP | 33

@davidprice14



Bats: Left **Throws:** Left
Height: 6-5 **Weight:** 215
Opening Day Age: 34
Born: August 26, 1985 in Murfreesboro, TN
Resides: Nashville, TN
Acquired: Trade from Boston along with Mookie Betts for Alex Verdugo, Jeter Downs and Connor Wong
ML Service: 10.164
MLB Debut: September 14, 2008



Career Highlights

- * Five-time All-Star and Cy Young award winner enters his 13th Major League season after spending his last dozen among Tampa Bay (2008-14), Detroit (2014-15), Toronto (2015) and Boston (2016-19)
- * Owns a career 150-80 record and 3.31 ERA across 321 games (311 GS) with 1981 strikeouts
- * Won the 2012 AL Cy Young Award after leading the AL in wins (20), winning percentage (.800) and ERA (2.56) and is the only No. 1 overall Draft pick to win the award...finished runner-up in 2010 and 2015
- * Selected to five All-Star games (2010-12, 2014-15)
- * Named a 2010 AL Pitcher of the Month for September after posting a 4-0 record and 1.67 ERA across six starts with 33 strikeouts against 14 walks
- * Ranks third in ERA (3.31) among active pitchers with 300-plus starts (311 GS), trailing just Clayton Kershaw (344 GS, 2.44 ERA) and Max Scherzer (356 GS, 3.20 ERA)
- * Led the American League in ERA in 2012 (2.56) and 2015 (2.45) and complete games in 2013 (4)
- * Led the Majors in games started in 2011 (34), 2014 (34), 2016 (35), while pacing all arms in 2014 in innings pitched (248.1), strikeouts (271) and batters faced (1,009)...also led the Majors in innings pitched (230.0 IP) and batters faced (951) during the 2016 season
- * Has twirled 200.0-plus innings six times and paced the Majors with 1529.1 IP from 2010-16
- * Logged 30 or more starts in a season seven times and led the Majors with 101 starts from 2014-16
- * Received Player Choice AL Outstanding Pitcher in 2010 and 2012
- * Joined Madison Bumgarner as the only pitchers with 15-plus wins in each season from 2014-16...he has tallied 15-plus wins in six seasons
- * Since toeing the rubber with the Rays starting rotation on May 25, 2009, his 150 wins trail just Justin Verlander's 174 victories in the AL
- * According to Elias, is one of three pitchers since 1900 to start three consecutive Opening Day games for three different teams, joining Kevin Brown (1997-99) and Jack Morris (1990-92)...he is the only one out of the trio to receive wins in all three games
- * Tied for fifth all-time next to teammate Clayton Kershaw with a career .667 winning percentage on the road, trailing just Vic Raschi (.700), Whitey Ford (.695), Pedro Martinez (.683) and Stephen Strasburg (.670)

Year-By-Year

2019

- * Went 7-5 with a 4.28 ERA (51 ER/107.1 IP) across 22 starts with 128 strikeouts
- * Notched 150 career wins, 300 starts, 2000.0 innings and 10 years of service time...wrapped the season just 19 strikeouts away from 2,000 Ks
- * Despite accruing a 6.91 ERA (33 ER/43.0 IP) in 10 starts on four day's rest, tallied a 2.78 ERA (18 ER/58.1 IP) in 11 starts on five or more day's rest
- Owned a 3.46 ERA (16 ER/41.2 IP) across eight home starts...placed on the injured list from May 3-19 with left elbow tendinitis and Aug. 5-13 with a left wrist injury...made his last start on Sept. 1 and wrapped

the season sidelined with a cyst on his left wrist...posted a 4-1 record and 1.88 ERA (10 ER/48.0 IP) from April 14 to June 8, allowed just four homers and notched 56 strikeouts against 11 walks during the span...spun seven scoreless innings with seven strikeouts on April 14 vs. Baltimore...did not allow an earned run in three consecutive starts from May 20 – 28...posted a 3-0 record and 1.13 (3 ER/24.0 IP) from May 20 to June 8...made his 300th career start on June 8 vs. Tampa Bay and earned the win in a 10-strikeout performance across six innings of work...surpassed 2000.0 career innings on July 2 at Toronto and earned his 150th career win three days later...placed on paternity leave on Aug. 2...on Sept. 26, underwent left wrist arthroscopy performed by Dr. Matthew Liebman at Newton Wellesley Hospital

2018

* Went 16-7 with a 3.58 ERA (70 ER/176.0 IP) across 30 starts with 177 strikeouts

* Ranked among AL leaders in wins (T-7th, 16), WHIP (8th, 1.14), ERA (11th, 3.58), opponent average (11th, .230), opponent OPS (12th, .691), strikeout-to-walk ratio (13th, 3.54) and walks per nine innings (13th, 2.56)

* Went 3-1 with a 3.46 ERA (10 ER/26.0 IP) and held opposing bats to a .194 average across six playoff games (5 GS)...won both deciding Game 5's of the ALCS against Houston and the World Series against the Dodgers

Allowed two earned runs or fewer in 18 starts, and allowed just one earned run or none at all in 11 outings...went 9-2 with a 2.98 ERA (32 ER/96.2 IP) at home with a career-best nine consecutive home decisions from May 17 to Sept. 26...allowed just three or fewer earned runs in 13 consecutive home games from May 17 to Sept. 26, which was the longest streak by a Red Sox since Pedro Martinez (2000-01, 18) and the longest streak by a Sox southpaw since Babe Ruth in 1916 (16)...began the season on a 14.0-inning scoreless streak, which marked his longest scoreless streak to start a season...fanned a season-high 10 over six-scoreless innings at Baltimore on Aug. 11, marking his first start with 10-plus strikeouts since July 10, 2016 vs. Tampa Bay (10 SO, 8.0 IP)...followed up the performance by matching the feat on Sept. 7 vs. Houston...led the Red Sox with 18 quality starts...according to Elias, became the first pitcher to beat former Cy Young Award winners in the deciding game of both an LCS (Justin Verlander) and World Series (Clayton Kershaw) in the same year...also became the fifth pitcher to start and win a deciding game in both the LCS and World Series, joining the likes of Andy Pettitte (2009, NYY), Derek Lowe (2004, BOS), Orel Hershiser (1988, LAD) and Joaquin Andujar (1982, STL)...is the third pitcher ever to toss 6.0 or more scoreless innings without issuing walk and fanning nine or more while surrendering three or fewer hits, joining Cliff Lee (2009, NLCS G3) and Roger Clemens (2000, WS G2)

2017

* Sidelined for the majority of the season after serving two stints on the IL for a left elbow strain and left elbow inflammation

* Went 5-3 with a 3.82 ERA (28 ER/66.0 IP) in 11 starts and a 1-0 record with a 0.00 ERA (8.2 IP) across five relief appearances

* Turned in five consecutive quality starts from June 24 to July 16 to tie his longest streak for the eighth time

Spun 13.0 consecutive scoreless innings across a trio of starts from July 9 – 22...did not allow a run and surrendered just eight hits with 19 strikeouts in 15.1 innings in seven relief appearances, including the postseason...began the season on the 10-day IL with a left elbow strain...made a pair of rehab starts with Triple-A Pawtucket on May 19 and May 24...allowed six earned runs over 5.2 innings between the two starts...activated from the IL on May 29 and received a no-decision in a 5.0-inning outing...later placed back on the 10-day IL on July 28 (retroactive July 25) with left elbow inflammation...reinstated on Sept. 14 and logged the balance of his innings in the bullpen...notched his first career relief victory after spinning 2.2 scoreless frames on Sept. 22 at Cincinnati...made a pair of postseason relief appearances during the ALDS vs. Houston...combined to throw 6.2 scoreless frames with six strikeouts against a pair of walks between Game 2 at Minute Maid Park and Game 3 at Fenway Park...logged 4.0 scoreless frames in Game 3 at Fenway to become the fourth Red Sox pitcher in postseason history with 4.0-plus scoreless relief innings and the first since Pedro Martinez's 6.0-no hit innings in Game 5 of the 1999 ALDS at Cleveland

2016

* Led the Majors logging 230.0 innings and career-high 35 starts with a 17-9 record and 3.99 ERA

* Ranked second among all big-league arms with 10 starts of eight or more innings pitched (Sale, 13 GS)...also ranked second in the AL with seven double-digit strikeout games (Verlander, 8 G)

* Became the first pitcher in Major League history to make three consecutive Opening Day starts for three different teams

Tied a career high with 14 strikeouts across 8.0 frames on April 26 at Atlanta...led the Majors with 46 strikeouts in April, the most through his first five outings of the season...his 13.96 strikeout-per-nine ratio in April was the best mark by an AL pitcher through April in the live ball era (min 20.0 IP)...surpassed 1,500.0 innings pitched on May 24 vs. Colorado and notched his 1,500th career strikeout on July 5 vs. Texas...paced the AL with 140 strikeouts at the All-Star break...toed the rubber for Game 2 of the ALDS at Cleveland, where he threw 3.1 innings and surrendered five earned runs on six hits for the loss...per Elias, Price became just the fourth player to play in four consecutive postseasons for four different teams (Kenny Lofton, Orlando Cabrera and Eric Hinske)

2015

Paced the AL with a 2.45 ERA (60 ER/220.1 IP) in 32 starts with between Detroit (21 GS) and Toronto (11 GS) to finish runner up for the AL Cy Young Award

Combined to go 18-5 with 225 strikeouts against just 47 walks for a 4.79 strikeout-to-walk ratio and 9.2 strikeout-per-nine inning ratio

* Ranked among AL arms in in innings (3rd), quality starts (T-3rd, 24), strikeouts (4th, 225) and starts (T-7th)

Named to the 2015 All-Star game through the player ballot...was just the fourth pitcher since 1893 to win nine or more games and post a winning record for two different clubs in a single season, joining Hank Borowy (1945, Cubs and Yankees), David Cone (1995, Blue Jays and Yankees) and Bartolo Colón (2002, Indians and Expos)...surrendered two or fewer earned runs in 23 of his 32 starts...notched the win in the All-Star game in Cincinnati after striking out Bryce Harper and Paul Goldschmidt...registered wins in nine of 11 starts with Toronto and turned in an AL-best 2.30 ERA (19 ER/74.1 IP) from July 30 to the end of the season (min. 5 GS)...acquired by Toronto on July 30 in exchange for left-handers Matt Boyd, Daniel Norris and Jairo Labourt...notched his 100th career win on Sept. 5 vs. Baltimore and won his last five regular-season starts at a 2.32 (8 ER/31.0 IP) clip with 37 strikeouts...made four postseason appearances with Toronto, including a win in Game 4 at Texas in his first postseason relief appearance since 2008...retired 18 straight Royals before giving up five runs in the seventh inning of Game 2 of the ALCS

2014

* Posted a 15-12 record with a 3.26 ERA over a career-high and Major-League leading 248.1 innings and 271 strikeouts across a big-league best 34 starts (tied)

* Registered a career-high 11 double-digit strikeout games, which tied for the most in the Majors alongside Cleveland's Corey Kluber

* Collected a season-high 12 strikeouts three times, including April 22 vs. Minnesota, May 13 at Seattle and June 20 vs. Houston

Traded to the Tigers in a three-team trade on July 31...took the 1-0 loss in a complete game effort against his former team at Tropicana Field, spinning eight innings of one-hit ball with an unearned run...named Baseball America's AL pitcher with the best control...started Game 3 of the ALDS against Baltimore and took the loss after giving up two earned runs on five hits over eight innings...posted a 11-8 record and 3.11 ERA (59 ER/170.2 IP) with 198 strikeouts with Tampa Bay before ending the season going 4-4 with a 3.59 ERA (31 ER/77.2 IP) and 82 strikeouts with Detroit

2013

* Went 10-8 with a 3.33 ERA (69 ER/186.2 IP) over 27 starts, including four complete games to pace the AL in the category with Chris Sale

* Led the AL with a 1.3 walk rate and strikeout-to-walk ratio (5.6) after fanning 151 against just 27 walks

* Started game 163 at Texas on Sept. 30, clinching a postseason berth after a complete game effort in a 5-2 win...became the fifth major leaguer to notch a complete-game victory in a winner-take-all tie-breaker

Took the loss in his lone postseason appearance in Game 2 at Fenway Park...sidelined with a stint on the IL from May 16 to July 1 with a left triceps strain...led the Majors with 131.2 innings pitched and ranked fourth in the AL in ERA (2.53) after coming off the IL on July 2...issued just one walk in seven starts from July 2 to Aug. 3 (57.1 IP)

2012

* Awarded the AL Cy Young after pacing the league with a 2.56 ERA (60 ER/211.0 IP) and tying for the lead in wins (20-5) and winning percentage (.800)...the 20 victories marked a single-season Rays' franchise record

* Earned Player's Choice honors as the AL's most outstanding pitcher

* Led the AL with 25 quality starts with 23 starts allowing two or fewer earned runs...also led the Majors with 23 starts of seven or more innings pitched

Collected a 9-1 record and 2.27 ERA (25 ER/99.1 IP) across 14 games during the second-half...paced the majors with 13 road wins, which was a Tampa Bay franchise record...collected eight consecutive wins over 12-straight quality starts from June 19 to Aug. 21 and posted a 1.56 ERA (15 ER/86.1 IP) with 89 strikeouts during the span...solidified a franchise record with five wins in June...participated in the All-Star game at Kansas City, where he tossed a scoreless third inning...did not surrender a run in 29.1 consecutive innings at home from July 14 to Sept. 20

2011

* Tied to for the Major League lead with 34 starts en route to a 12-13 season with a 3.49 ERA (87 ER/224.1 IP) and fanned 218 against 63 walks

* Became the 13th Major-League pitcher to make an Opening Day start, All-Star Game start and postseason start all by the age of 25, and the first since Tom Glavine in 1991

* Ranked among one of six AL arms with 200-plus innings and 200-plus strikeouts

Held opposing left-handed bats to a Major-League best .171 average among all starting pitchers...at the time, recorded a franchise-high 14 strikeouts on Aug. 28 at Toronto, which has since been surpassed...

later matched the career-high 14 strikeouts on April 26, 2016 at Atlanta...started Game 3 of the ALDS vs. Texas...took the loss after allowing a trio of runs on seven hits with three strikeouts over 6.2 innings

2010

* Completed his first full Major-League season finishing runner-up in the AL Cy Young voting after turning in a 19-6 record and 2.72 ERA (63 ER/208.2 IP) with 188 strikeouts

* Ranked among AL arms in wins (T-2nd, 19), ERA (3rd, 2.72), opponent average (5th, .221) and strikeouts (8th, 188)

* Received the Warren Spahn Award, given to the best southpaw in baseball

Received MLB Players Choice Most Outstanding Pitcher honors...led the American League at a 2.42 clip (31 ER/115.1 IP) in 17 starts leading up to the All-Star break...named the AL starter for the All-Star game at Angel Stadium and became the youngest left-handed pitcher to make a start for the AL since Yankee Lefty Gomez toed the rubber in the first All-Star game in 1933...was the youngest lefty in the AL to win 19 games since 2002, when Barry Zito won 23 games at age 24 and Mark Buehrle won 19 decisions at age 23...named AL Pitcher of the Month for September after going 4-0 with a 1.67 ERA (8 ER/43.0 IP) with 33 strikeouts...collected his first career shutout on April 25 vs. Toronto...struck out 14 without issuing a walk over 12.2 innings between a pair of losing starts in Game 1 and Game 5

2009

* Went 10-7 with a 4.42 ERA (63 ER/128.1 IP) over 23 starts after spending the first part of the season with Triple-A Durham (8 GS)

* Led the Rays' pitching staff with seven wins after the All-Star break

* Struck out a season-high 11 batters on May 30 vs. Minnesota after spinning 5.2-innings of one-run ball on five hits with a pair of walks

Notched his first Major League hit with a single off Aaron Cook on June 17 at Colorado...posted a 1-4 record with a 3.93 ERA (15 ER/34.1 IP) with 35 strikeouts and 18 walks over eight starts...recalled to Tampa Bay on May 25 and spent the remainder of the season in the Majors

2008

* Made his Major League debut on Sept. 14 and turned in a 1.93 ERA (3 ER/14.0 IP) with 12 strikeouts over five games (1 GS)

* Recorded five postseason relief appearances between the ALCS and World Series...accruing a 1-0 record with one save and allowing just one earned run on a pair of hits with eight strikeouts over 5.2 innings

* Became the first pitcher in Major League history to record his first ML win and save in the postseason and the first rookie to notch both a win and save in the postseason since New York's (AL) Ryne Duren in 1958

Became the quickest 1-1 overall Draft pick to play in a World Series after appearing in the Fall Classic just one season removed from his selection...combined to go 12-1 with a 2.30 ERA (28 ER/109.2 IP) with 109 strikeouts over 19 starts across three levels of the Rays' farm system...began the season spinning 20.0 scoreless innings with Vero Beach before ascending to Double-A Montgomery for nine starts...continued to climb the ladder after turning in a 7-0 record and 1.89 ERA (12 ER/57.0 IP) with 55 strikeouts with the Biscuits...promoted to Durham on Aug. 11 and made four starts before his contract was selected on Sept. 13...made his first Major League start on Sept. 22 at Baltimore, allowing just one earned run on four hits with a trio of strikeouts across 5.1 innings...did not allow a hit until the fifth inning...tabbed as USA Today's Minor League Player of the Year and Rays Minor League Player of the Year...named the Rays' No.1 overall prospect by Baseball America...received Southern League Post-Season All-Star honors for his stint with Double-A Montgomery

2007

Participated in Tampa Bay's instructional camp in September while taking a semester off from classes at Vanderbilt

Personal

David Taylor Price...born Aug. 26, 1985 in Murfreesboro, TN...him and his wife, Tiffany, have two children, Xavier and Zoe Isabel...in April 2013, Price and his French bulldog, Astro, were awarded a key to the city by Tampa Bay's mayor...majored in sociology at Vanderbilt University...went 11-1 with a 2.63 ERA and collected a school record 194 strikeouts in his junior season...guided the Commodores to their first SEC regular season and tournament championships...won the 2007 Golden Spikes Award and Dick Howser Award...honored as Baseball America's College Player of the Year and was the Roger Clemens Award recipient for the nation's top pitcher...named the 2008 SEC Player of the Year and Male Athlete of the Year...won gold with the USA Baseball National Team in Cuba in 2006 and was named a top prospect on Team USA...selected to participate in the 2004 High School All-America game...attended Blackman (TN) High School, where he was a two-time Rutherford County MVP Pitcher and named Male Athlete of the Year in 2002, '03 and '04...two-time nominee for the Roberto Clemente Award while with Tampa Bay in 2012-13...has participated in various philanthropic efforts, highlighted by his foundation, Project One Four, which supports youth programs that equip children with life skills and opportunities all within a positive environment...drafted first overall in the 2007 First-Year Player Draft by the Tampa Bay Rays and signed by Brad Matthews

Career Pitching Record

| Year | Team | W-L | ERA | G | GS | CG | SHO | SV | IP | H | R | ER | HR | HB | BB | SO | WP | BK | AVG |
|-------------------------|------------|--------|------|-----|-----|----|-----|----|--------|------|-----|-----|-----|----|-----|------|----|----|------|
| 2008 | TAMPA BAY | 0-0 | 1.93 | 5 | 1 | 0 | 0 | 0 | 14.0 | 9 | 4 | 3 | 1 | 1 | 4 | 12 | 0 | 0 | .176 |
| | Montgomery | 7-0 | 1.89 | 9 | 9 | 1 | 0 | 0 | 57.0 | 42 | 13 | 12 | 7 | 4 | 16 | 55 | 1 | 0 | .206 |
| | Durham | 1-1 | 4.50 | 4 | 4 | 0 | 0 | 0 | 18.0 | 22 | 10 | 9 | 0 | 0 | 9 | 17 | 1 | 0 | .301 |
| | Vermont | 4-0 | 1.82 | 6 | 6 | 0 | 0 | 0 | 34.2 | 28 | 7 | 7 | 0 | 0 | 7 | 37 | 1 | 0 | .220 |
| 2009 | TAMPA BAY | 10-7 | 4.42 | 23 | 23 | 0 | 0 | 0 | 128.1 | 119 | 72 | 63 | 17 | 4 | 54 | 102 | 2 | 0 | .241 |
| | Durham | 1-4 | 3.93 | 8 | 8 | 0 | 0 | 0 | 34.1 | 28 | 20 | 15 | 5 | 1 | 18 | 35 | 0 | 0 | .231 |
| 2010 | TAMPA BAY | 19-6 | 2.72 | 32 | 31 | 2 | 1 | 0 | 208.2 | 170 | 71 | 63 | 15 | 5 | 79 | 188 | 5 | 3 | .221 |
| 2011 | TAMPA BAY | 12-13 | 3.49 | 34 | 34 | 0 | 0 | 0 | 224.1 | 192 | 93 | 87 | 22 | 9 | 63 | 218 | 2 | 0 | .230 |
| 2012 | TAMPA BAY | 20-5 | 2.56 | 31 | 31 | 2 | 1 | 0 | 211.0 | 173 | 63 | 60 | 16 | 5 | 59 | 205 | 8 | 1 | .226 |
| 2013 | TAMPA BAY | 10-8 | 3.33 | 27 | 27 | 4 | 0 | 0 | 186.2 | 178 | 78 | 69 | 16 | 3 | 27 | 151 | 6 | 0 | .252 |
| | Charlotte | 1-0 | 1.23 | 2 | 2 | 0 | 0 | 0 | 7.1 | 4 | 2 | 1 | 0 | 0 | 3 | 12 | 1 | 0 | .148 |
| 2014 | TAMPA BAY | 11-8 | 3.11 | 23 | 23 | 2 | 0 | 0 | 170.2 | 156 | 68 | 59 | 20 | 5 | 23 | 189 | 2 | 0 | .238 |
| | DETROIT | 4-4 | 3.59 | 11 | 11 | 1 | 0 | 0 | 77.2 | 74 | 32 | 31 | 5 | 0 | 15 | 82 | 0 | 0 | .243 |
| 2015 | DETROIT | 9-4 | 2.53 | 21 | 21 | 3 | 1 | 0 | 146.0 | 133 | 50 | 41 | 13 | 3 | 29 | 138 | 3 | 0 | .241 |
| | TORONTO | 1-1 | 2.30 | 11 | 11 | 0 | 0 | 0 | 74.1 | 57 | 20 | 19 | 4 | 0 | 18 | 87 | 1 | 0 | .207 |
| 2016 | BOSTON | 17-9 | 3.99 | 35 | 35 | 2 | 0 | 0 | 230.0 | 227 | 106 | 102 | 30 | 7 | 50 | 228 | 4 | 0 | .258 |
| 2017 | BOSTON | 6-3 | 3.38 | 16 | 11 | 0 | 0 | 0 | 74.2 | 65 | 30 | 28 | 8 | 4 | 24 | 76 | 2 | 0 | .226 |
| | Pawtucket | 0-0 | 9.53 | 2 | 2 | 0 | 0 | 0 | 5.2 | 12 | 9 | 6 | 1 | 0 | 2 | 8 | 1 | 0 | .400 |
| 2018 | BOSTON | 16-7 | 3.58 | 30 | 30 | 1 | 0 | 0 | 176.0 | 151 | 75 | 70 | 25 | 10 | 50 | 177 | 1 | 0 | .230 |
| 2019 | BOSTON | 7-5 | 4.28 | 22 | 22 | 0 | 0 | 0 | 107.1 | 109 | 57 | 51 | 15 | 3 | 32 | 128 | 3 | 1 | .258 |
| Major League - 12 years | | 150-80 | 3.31 | 321 | 311 | 17 | 3 | 0 | 2029.2 | 1813 | 819 | 746 | 207 | 59 | 527 | 1981 | 39 | 5 | 2.57 |
| Minor League - 4 years | | 14-5 | 2.87 | 31 | 31 | 1 | 0 | 0 | 157.0 | 136 | 61 | 50 | 13 | 5 | 55 | 164 | 5 | 0 | .234 |

Career Postseason Pitching Record

| Year | Team | W-L | ERA | G | GS | CG | SHO | SV | IP | H | R | ER | HR | HB | BB | SO | WP | BK |
|-------------------|-------------------|-----|-------|----|----|----|-----|----|------|----|----|----|----|----|----|----|----|----|
| 2008 | ALCS: TB vs. BOS | 1-0 | 0.00 | 3 | 0 | 0 | 0 | 1 | 2.1 | 0 | 0 | 0 | 0 | 0 | 2 | 4 | 0 | 0 |
| | WS: TB vs. PHI | 0-0 | 2.70 | 2 | 0 | 0 | 0 | 0 | 3.1 | 2 | 2 | 1 | 1 | 0 | 2 | 4 | 0 | 0 |
| 2010 | ALDS: TB vs. TEX | 0-2 | 4.97 | 2 | 2 | 0 | 0 | 0 | 12.2 | 17 | 8 | 7 | 2 | 0 | 0 | 14 | 0 | 0 |
| 2011 | ALDS: TB vs. TEX | 0-1 | 4.05 | 1 | 1 | 0 | 0 | 0 | 6.2 | 7 | 3 | 3 | 1 | 0 | 1 | 3 | 1 | 0 |
| 2013 | ALDS: TB vs. BOS | 0-1 | 9.00 | 1 | 1 | 0 | 0 | 0 | 7.0 | 9 | 7 | 7 | 2 | 0 | 2 | 5 | 0 | 0 |
| 2014 | ALDS: DET vs. BAL | 0-1 | 2.25 | 1 | 1 | 0 | 0 | 0 | 8.0 | 5 | 2 | 2 | 1 | 1 | 2 | 6 | 0 | 0 |
| 2015 | ALDS: TOR vs. TEX | 1-1 | 7.20 | 2 | 1 | 0 | 0 | 0 | 10.0 | 11 | 8 | 8 | 2 | 2 | 2 | 7 | 0 | 0 |
| | ALCS: TOR vs. KC | 0-1 | 5.40 | 2 | 2 | 0 | 0 | 0 | 13.1 | 11 | 8 | 8 | 2 | 0 | 1 | 16 | 0 | 0 |
| 2016 | ALDS: BOS vs. CLE | 0-1 | 13.50 | 1 | 1 | 0 | 0 | 0 | 3.1 | 6 | 5 | 5 | 1 | 0 | 2 | 3 | 0 | 0 |
| 2017 | ALDS: BOS vs. HOU | 0-0 | 0.00 | 2 | 0 | 0 | 0 | 0 | 6.2 | 5 | 0 | 0 | 0 | 0 | 2 | 6 | 0 | 0 |
| 2018 | ALDS: BOS vs. NYY | 0-1 | 16.20 | 1 | 1 | 0 | 0 | 0 | 1.2 | 3 | 3 | 3 | 2 | 0 | 2 | 0 | 0 | 0 |
| | ALCS: BOS vs. HOU | 1-0 | 3.38 | 2 | 2 | 0 | 0 | 0 | 10.2 | 8 | 4 | 4 | 1 | 0 | 4 | 13 | 0 | 0 |
| | WS: BOS vs. LAD | 2-0 | 1.98 | 3 | 2 | 0 | 0 | 0 | 13.2 | 7 | 3 | 3 | 1 | 0 | 6 | 10 | 0 | 0 |
| Postseason Totals | | 5-9 | 4.62 | 23 | 14 | 0 | 0 | 1 | 99.1 | 91 | 53 | 51 | 16 | 3 | 28 | 91 | 1 | 0 |
| LDS Totals | | 1-8 | 5.63 | 11 | 8 | 0 | 0 | 0 | 56.0 | 63 | 36 | 35 | 13 | 3 | 13 | 44 | 1 | 0 |
| LCS Totals | | 2-1 | 4.10 | 7 | 4 | 3 | 0 | 0 | 26.1 | 19 | 12 | 12 | 3 | 0 | 7 | 33 | 0 | 0 |
| WS Totals | | 2-0 | 2.12 | 5 | 2 | 2 | 0 | 0 | 17.0 | 9 | 5 | 4 | 2 | 0 | 8 | 14 | 0 | 0 |

Career Single-Game Bests

| | | | |
|--------------------------------|-------------------------------------|-------------------------|---|
| Low-Hit Complete Game: | 4, April 25, 2010 vs. TOR | Most Strikeouts: | 14, 2x, last April 26, 2016 at ATL |
| Most Innings Pitched Starter: | 9.0, 14x, last May 17, 2018 vs. BAL | Most Walks: | 6, June 11, 2009 vs. LAA |
| Most Innings Pitched Reliever: | 5.1, September 14, 2018 at NYY | Longest Winning Streak: | 9 games, September 5, 2015 - May 1, 2016 |
| Most Earned Runs Allowed: | 8, July 1, 2018 at NYY | Longest Losing Streak: | 3 games, 5x, last July 19, 2019 - current |

Career Fielding Record

| Position | PCT | G | PO | A | E | TC | DP |
|----------|------|-----|----|-----|----|-----|----|
| Pitcher | .960 | 321 | 78 | 212 | 12 | 302 | 12 |

Career Transactions

- June 7, 2004: Drafted by the Los Angeles Dodgers in the 19th round of the 2004 amateur draft, but did not sign.
- June 7, 2007: Drafted by the Tampa Bay Devil Rays in the 1st round (1st pick) of the 2007 amateur draft. Player signed August 15, 2007.
- July 31, 2014: Traded as part of a 3-team trade by the Tampa Bay Rays to the Detroit Tigers. The Detroit Tigers sent Austin Jackson to the Seattle Mariners. The Detroit Tigers sent Willy Adames and Drew Smyly to the Tampa Bay Rays. The Seattle Mariners sent Nick Franklin to the Tampa Bay Rays.
- July 30, 2015: Traded by the Detroit Tigers to the Toronto Blue Jays for Matthew Boyd, Jairo Labourt and Daniel Norris.
- November 2, 2015: Granted Free Agency.
- December 4, 2015: Signed as a Free Agent with the Boston Red Sox.
- February 10, 2020: Traded to the Dodgers along with Mookie Betts in exchange for Alex Verdugo, Connor Wong and Jeter Downs

Injured List

- August 8 - September 1, 2019 (left wrist TFCC cyst)
- May 6 - May 20, 2019 (left elbow tendinitis)
- July 28 - September 14, 2017 (left elbow inflammation)
- April 1 - May 29, 2017 (left elbow strain)
- May 16 - July 2, 2013 - (strained left triceps)



Luke

RALEY

OF | 62

@lraley20

Bats: Left **Throws:** Right

Height: 6-4 **Weight:** 235

Opening Day Age: 25

Born: September 19, 1994 in Hinckley, OH

Resides: Hinckley, OH

Acquired: Traded along with Brusdar Graterol for Kenta Maeda and Jair Camargo

ML Service: 0.000



Career Summary

- * The utility player enters his fifth professional season after posting a career slash line of .288/.361/.472 in the minor leagues with 60 doubles, 25 triples, 46 home runs, and 178 RBI
- * Received his first invite to Spring Training with the Minnesota Twins in 2019
- * Earned Mid-Season All-Star accolades in 2017 with Advanced-A Rancho Cucamonga and 2018 with Double-A Tulsa...ranked as Dodgers' 26th-best prospect by Baseball America entering 2018
- * Drafted by the Los Angeles Dodgers on June 17, 2016 in the seventh round of the 2016 MLB June Amateur Draft

Year-By-Year

2019

- * Began the season with Triple-A Rochester, posting a .302/.362/.526 slash line over 33 games...hit six doubles, seven homers, and totaled 21 RBI for a .878 OPS
- * Finished the season with Rookie-level GCL Twins, appearing in five games for a .368 average over 19 at-bats
- Played six games for Salt River in the Arizona Fall League, hitting .244 with five doubles, one triple, and three home runs for 14 RBI...named AFL Player of the Week on October 23 after hitting .391 in six games...received his first invite to Spring Training with the Minnesota Twins, was reassigned to minor league camp on March 8

2018

- * Split the season between Double-A Tulsa and Double-A Chattanooga, combining to hit .275 with 19 doubles, eight triples, and 20 home runs for 69 RBI
- * Swung the bat well against lefties, posting a .333 average, while averaging .255 against righties
- * Appeared at first base (51 G), right field (35 G), and left field (26 G) during the season
- Chosen as a Mid-Season All-Star as part of Tulsa Drillers after posting a .268/.338/.464 slash line in the first half of the season...recorded six doubles, four triples, and 11 home runs for 32 RBI over the span of 59 games...played for Salt River in the Arizona Fall League, hitting .214 with three walks and three RBI in four games

2017

- * Spent the entire season with Advanced-A Rancho Cucamonga, posting a .295/.473/.848 slash line after raking 21 doubles, 11 triples, and 14 home runs for 62 total RBI
- * Hit .306 vs. right-handed pitching and .262 against left-handed pitching...set season-high with four hits three times: April 18 at Lancaster, August 15 vs. Stockton and August 25 vs. Inland Empire
- * Chosen as a Mid-Season All-Star as part of Rancho Cucamonga
- Played 59 games for Rancho Cucamonga in left field, 30 in right field, and 13 at first base...only committed four errors all season

2016

* Started his professional career with Rookie-Level AZL Dodgers, playing in five games, going 10-for-16 (.625)...promoted to Rookie-Level Ogden on June 27 and appeared in five games, going 10-for-14 (.417)... finished the season with Single-A Great Lakes and participated in 56 games, averaging .245 with 11 doubles, four triples, and 17 RBI

* Smashed his first home run in just his second professional game at AZL White Sox, going 3-for-4 on the night with two RBI

Appeared at four defensive positions over the year: left field (29 G), center field (4 G), right field (16 G), and first base (11 G)...posted a .940 fielding percentage at first base and .988 fielding percentage in the outfield

Personal

Lucas Raley...born in Hinckley, Ohio and graduated from Highland High School (Medina, OH) in 2013... attended Lake Erie College from 2014-16...drafted by the Los Angeles Dodgers in the 7th round of the 2016 MLB June Amateur Draft and signed by Marty Lamb

| Career Batting Record | | | | | | | | | | | | | | | | | | | | |
|-----------------------|------------------|------|-----|------|-----|-----|----|----|----|-----|----|----|----|-----|-----|----|----|------|------|---|
| Year | Team | AVG | G | AB | R | H | 2B | 3B | HR | RBI | SH | SF | HP | BB | SO | SB | CS | OBP | SLG | E |
| 2016 | Great Lakes | .245 | 56 | 200 | 24 | 49 | 11 | 4 | 2 | 17 | 2 | 5 | 9 | 15 | 47 | 4 | 4 | .319 | .370 | |
| | AZL Dodgers | .625 | 5 | 16 | 4 | 10 | 1 | 0 | 1 | 2 | 0 | 0 | 1 | 2 | 2 | 0 | 0 | .684 | .875 | |
| | Ogden | .417 | 5 | 24 | 6 | 10 | 2 | 2 | 1 | 5 | 0 | 0 | 0 | 1 | 1 | 0 | 0 | .440 | .792 | |
| 2017 | Rancho Cucamonga | .295 | 123 | 478 | 102 | 141 | 21 | 11 | 14 | 62 | 0 | 1 | 19 | 43 | 124 | 9 | 1 | .375 | .473 | |
| 2018 | Tulsa | .275 | 93 | 386 | 65 | 106 | 17 | 5 | 17 | 53 | 0 | 5 | 20 | 24 | 105 | 3 | 0 | .345 | .477 | |
| | Chattanooga | .276 | 27 | 98 | 15 | 27 | 2 | 3 | 3 | 16 | 0 | 2 | 4 | 12 | 32 | 1 | 0 | .371 | .449 | |
| 2019 | Rochester | .302 | 33 | 126 | 28 | 38 | 6 | 0 | 7 | 21 | 0 | 0 | 5 | 7 | 42 | 4 | 0 | .362 | .516 | |
| | GCL Twins | .368 | 5 | 19 | 1 | 7 | 0 | 0 | 1 | 2 | 0 | 1 | 5 | 0 | 2 | 0 | 0 | .350 | .526 | |
| Minor League-4 years | | .288 | 347 | 1347 | 245 | 388 | 60 | 25 | 46 | 178 | 2 | 14 | 58 | 104 | 355 | 21 | 5 | .361 | .472 | |

Career Transactions

- June 8, 2016: Drafted in the seventh round of the 2016 First-Year Player Draft out of Lake Erie College
- July 31, 2018: Traded along with Logan Forsythe and left-handed Devin Smeltzer for second baseman Brian Dozier
- August 10, 2020: Traded along with Brusdar Graterol from Minnesota in exchange for Kenta Maeda and Jair Camargo.

Injured List

- No injuries at the Major League level



Edwin

RÍOS

IF | 43

@edwinrios30

Bats: Left **Throws:** Right

Height: 6-3 **Weight:** 220

Opening Day Age: 25

Born: April 21, 1994 in Caguas, Puerto Rico

Resides: Miami, FL

Acquired: Selected in the sixth round of the 2015 First Year Player Draft from Florida International University

ML Service: 0.043

MLB Debut: June 27, 2019



Career Highlights

- * Power-hitting corner infielder enters his sixth professional season and his third big league camp after making his Major League debut on June 27, 2019
- * Slashed .277/.393/.617 with a 1.010 OPS, two doubles, four homers and eight RBI in 28 games across three stints with the big-league club in 2019
- * Clubbed his first two Major League home runs on Aug. 14 at Marlins Park to mark the first time a Dodger rookie has hit his first two homers in the same game since Cody Bellinger in 2017
- * In 450 career minor league games, he has slashed .295/.348/.539 with 264 runs, 115 doubles, four triples, 95 home runs and 326 RBI
- * Selected to Baseball America's Double-A All-Star and to the Texas League mid-season All-Star in 2017, after hitting .317 with 21 doubles, 15 homers and 62 RBI in 77 games...also selected as the league's Player of the Week for the period ending April 30
- * Named the 2016 Dodgers' Branch Rickey Minor League Player of the Year after posting a .301/.341/.567 slashline, with 26 doubles, 27 home runs, and 76 RBI in 108 combined games with Single-A Great Lakes, Advanced-A Rancho Cucamonga and Double-A Tulsa...during his 42-game stint with the Quakes, he led the California League in batting average (.367), hits (65), home runs (16), RBI (46), extra-base hits (28), total bases (126) and OPS (1.105) from June 5-July 27
- * Named MiLB.com Organization All-Star for two consecutive years (2016-17)
- * Selected by the Dodgers in the sixth round of the 2015 First-Year Player Draft out of Florida International University

Year-By-Year

2019

- * In his fifth professional season, the corner infielder made his Major League debut on June 27 and went on to slash .277/.393/.617 with a pair of doubles, four homers and eight RBI across 28 games
- * Clubbed his first two big-league home runs on Aug. 14 at Miami to mark the first time a Dodger rookie has hit his first two homers in the same game since Cody Bellinger in 2017...also collected a career high RBI (3) and hits (3) in the process

Reached base in 16 of his 28 games to finish second with a 1.010 OPS among all rookies with 50 or more plate appearances...all three of his hits from the pinch went for extra bases, with two being home runs on Sept. 13 at New York (NL) and later, on Sept. 25 at San Diego...played 19 of his 28 games on the road and drove in seven of eight total runs, including all four of his homers, away from Dodger Stadium...played a combined 17 games at the infield corners with one inning in left field...posted a .982 fielding percentage with one error in 55 total chances across 81.2 innings...saw a majority of action at first (12 games), where he turned in 58.2 innings of errorless baseball over 49 total chances with 46 putouts...spent three stints with Triple-A Oklahoma City, where he slashed .270/.340/.575 with 23 doubles, a pair of triples, a career-high 31 homers and career-matching 91 RBI (2017) in 104 games...paced the OKC Dodgers in homers and RBI and tied for eighth overall in the PCL in both categories

2018

Played 88 games for Triple-A Oklahoma City, slashing .304/.355/.482 with 25 doubles, 10 home runs and 55 RBI...made his season debut on May 25 after opening the campaign on the DL...hit .366 (34-for-

93) with runners in scoring position...defensively, appeared in 28 games at first base, 38 games at third base and 17 in left field

2017

Started the season with Tulsa and was selected as Baseball America's Double-A All-Star, along with being named Texas League mid-season All-Star, after hitting .317 with 21 doubles, 15 homers and 62 RBI in 77 games...also selected as the league's Player of the Week for the period ending April 30...ranked among the Texas League leaders in batting average (3rd), runs (47, 7th), hits (97, T-1st), extra-base hits (36, 1st), doubles (T-2nd), home runs (T-2nd), RBI (2nd), SLG (.533, 1st) and OPS (.891, 1st) prior to his promotion to Triple-A OKC on July 7...split the season between Double-A Tulsa and Triple-A Oklahoma City, slashing .309/.362/.533 with 34 doubles, 24 homers and 91 RBI in 128 combined games...with runners on base, he recorded a combined .335 average while posting a .331 mark with runners in scoring position...excelled against right-handed pitchers batting .324, compared to a .259 mark against lefties

2016

Named the 2016 Dodgers' Branch Rickey Minor League Player of the Year after posting a .301/.341/.567 slashline, with 26 doubles, 27 home runs, and 76 RBI in 108 combined games with Single-A Great Lakes, Advanced-A Rancho Cucamonga and Double-A Tulsa, opened the season with Single-A Great Lakes, where he hit .252 with 17 runs, eight doubles, a triple, six home runs and 13 RBI in 33 games for the Loons...promoted to Advanced-A Rancho Cucamonga on June 4 and during his 42-game stint with the Quakes, he led the California League in batting average (.367), hits (65), home runs (16), RBI (46), extra-base hits (28), total bases (126) and OPS (1.105) from June 5-July 27...reached Double-A Tulsa on July 28, where hit .252 with 14 runs, six doubles, five home runs and 16 RBI in 29 games for the Drillers...selected as a MiLB.com Organization All-Star

2015

Appeared in 22 combined games with the Rookie-level AZL Dodgers and the Rookie-advanced Ogden Raptors in his first professional season, combining to hit .253 with three homers and 13 RBI

Personal

Edwin Gabriel Rios...resides in Kissimmee, FL with his wife Lacey...graduated from Osceola (FL) High School, where he was named team MVP and all-county during his senior year, hitting .400 with four home runs and 30 RBI...played three seasons at FIU, where he was named first team All-Conference USA and First-Team ABCA South Central All-Region honors in 2015 and second team Freshman All-American by the National Collegiate Baseball Writers Association in 2013...as a junior he slugged 18 home runs, which was the fourth-most home runs in a season in school history...selected in the sixth round of the 2015 First-Year Player Draft and signed by scout Adrian Casanova.

Career Batting Record

| Year | Team | AVG | G | AB | R | H | 2B | 3B | HR | RBI | SH | SF | HBP | BB | SO | SB | CS | OBP | SLG | E |
|------------------------|------------------|------|-----|------|-----|-----|-----|----|----|-----|----|----|-----|-----|-----|----|----|------|------|----|
| 2015 | Ogden | .235 | 20 | 68 | 8 | 16 | 7 | 0 | 3 | 13 | 0 | 0 | 0 | 7 | 29 | 0 | 0 | .307 | .471 | 3 |
| | AZL Dodgers | .429 | 2 | 7 | 1 | 3 | 0 | 0 | 0 | 0 | 0 | 0 | 0 | 0 | 1 | 0 | 1 | .429 | .429 | 0 |
| 2016 | Tulsa | .254 | 33 | 122 | 14 | 31 | 7 | 0 | 5 | 17 | 0 | 3 | 2 | 8 | 31 | 0 | 0 | .304 | .434 | 9 |
| | Great Lakes | .252 | 33 | 119 | 17 | 30 | 8 | 1 | 6 | 13 | 0 | 0 | 1 | 8 | 44 | 3 | 1 | .305 | .487 | 6 |
| | Rancho Cucamonga | .367 | 42 | 177 | 37 | 65 | 11 | 1 | 16 | 46 | 0 | 2 | 1 | 8 | 35 | 0 | 0 | .394 | .712 | 8 |
| 2017 | Oklahoma City | .296 | 51 | 169 | 23 | 50 | 13 | 0 | 9 | 29 | 0 | 1 | 2 | 18 | 42 | 0 | 1 | .368 | .533 | 9 |
| | Tulsa | .317 | 77 | 306 | 47 | 97 | 21 | 0 | 15 | 62 | 0 | 4 | 5 | 17 | 69 | 1 | 1 | .358 | .533 | 16 |
| 2018 | Oklahoma City | .304 | 88 | 309 | 45 | 94 | 25 | 0 | 10 | 55 | 0 | 5 | 4 | 23 | 110 | 0 | 1 | .355 | .482 | 11 |
| 2019 | LOS ANGELES | .277 | 28 | 47 | 10 | 13 | 2 | 1 | 4 | 8 | 0 | 0 | 0 | 9 | 21 | 0 | 0 | .393 | .617 | 1 |
| | Oklahoma City | .270 | 104 | 393 | 72 | 106 | 23 | 2 | 31 | 91 | 0 | 6 | 8 | 37 | 153 | 2 | 2 | .340 | .575 | 15 |
| Major League - 1 year | | .277 | 28 | 47 | 10 | 13 | 2 | 1 | 4 | 8 | 0 | 0 | 0 | 9 | 21 | 0 | 0 | .393 | .617 | 1 |
| Dodger Totals - 1 year | | .277 | 28 | 47 | 10 | 13 | 2 | 1 | 4 | 8 | 0 | 0 | 0 | 9 | 21 | 0 | 0 | .393 | .617 | 1 |
| Minor League-4 years | | .395 | 450 | 1670 | 264 | 492 | 115 | 4 | 95 | 326 | 0 | 21 | 23 | 126 | 514 | 6 | 7 | .348 | .539 | 77 |

Career Transactions

· June 9, 2015: Drafted by the Los Angeles Dodgers in the 6th round of the 2015 amateur draft. Player signed July 17, 2015.

Injured List

· No injuries at the Major League level



Keibert

RUIZ

C | 67

@keibert_ruiz

Bats: Switch **Throws:** Right**Height:** 6-0 **Weight:** 225**Opening Day Age:** 21**Born:** July 20, 1998 in Valencia, Venezuela**Resides:** Valencia, Venezuela**Acquired:** Signed as a non-drafted free agent on July 20, 2014**ML Service:** 0.000

Career Highlights

* 21-year old catcher enters his sixth professional season after splitting his 2019 campaign between Double-A Tulsa and Triple-A Oklahoma City, where he slashed a combined .261/.331/.347 with nine doubles, six homers, 34 RBI and 30 walks against 20 strikeouts across 85 games

* Has played across seven teams of the Dodgers' farm system, where he has been the youngest, or tied as the youngest age in the league, at each level of the system

* Owns a career .992 fielding percentage with just 24 errors in 3,024 total chances across 2795.1 innings as a catcher... nabbed 22 percent on the basepaths and has recorded 2,713 putouts and 287 assists over five seasons

* Rated as the 20th overall prospect in the Minor League system by Baseball America and No. 36 prospect by MLB.com

* Selected for the 2018 Futures Game during his season with Double-A Tulsa, where he slashed .268/.328/.401 and ranked among the top on the team in runs (7th, 44), hits (4th, 101), doubles (7th, 14), RBI (6th, 47), walks (8th, 26) and total bases (6th, 151), while finishing 20th overall in home runs (12) as the youngest player in the Texas League

* Garnered All-Prospect Team honors and Rising Star recognition during the 2018 Arizona Fall League

* Named an MiLB.com Organizational All-Star after his 2017 and 2016 campaigns with AZL Dodgers, Ogden, Great Lakes and Rancho Cucamonga... also received Baseball America Low Class-A All-Star recognition during his 2017 campaign with Great Lakes... slashed .317/.372/.423 with 16 doubles, a triple, a pair of homers and 24 RBI in 63 games

* Three-time Mid-Season All-Star with Single-A Great Lakes (17) and Double-A Tulsa (18, 19)

Year-By-Year

2019

* 21-year old catcher enters his sixth professional season after splitting his 2019 season between Double-A Tulsa and Triple-A Oklahoma City, where he slashed a combined .261/.331/.347 with nine doubles, six homers, 34 RBI and 30 walks against 20 strikeouts across 85 games

* Entered the 2019 season ranked as the No. 20 overall prospect by Baseball America and No. 36 overall prospect by MLB.com... proceeded to garner Mid-Season All-Star honors with Tulsa after slashing .260/.338/.352 with six doubles, four homers, 23 RBI and 21 walks against 13 strikeouts in 54 games

* Logged a total of 606.2 innings with a .994 fielding percentage (4 E/681 TC) across 61 games behind the plate with Tulsa, and nine games with Oklahoma City... also saw 14 games as a DH with the Drillers

Promoted to Triple-A Oklahoma City on July 21 and went 2-for-4 with a home run and four RBI in his debut... went on to slash .316/.350/.474 with two homers and nine RBI across nine games... ranked among the top Drillers in runs (9th, 33), hits (6th, 70), doubles (8th, 9), RBI (11th, 25), total bases (11th, 91) and walks (8th, 28)

2018

* Broke camp with Double-A Tulsa and spent the entirety of his age 19 season with the Drillers, where he paced Driller backstops in games (86), putouts (717), assists (64), double plays (3) and range factor per game ((putouts + assists)/games played) (9.06)

* Offensively, slashed .268/.328/.401 and ranked among the top on the team in runs (7th, 44), hits (4th, 101), doubles (7th, 14), RBI (6th, 47), walks (8th, 26) and total bases (6th, 151), while finishing 20th overall

with a career-high 12 home runs as the youngest player in the Texas League

* Collected four multi-hit efforts, including a pair of three-hit performances, during the Texas League playoffs...launched two homers, and drove in eight in as many games...his Postseason run was highlighted by a 3-for-4 game at Arkansas, where he clubbed a homer and drove in a trio of runs on Sept. 5

Played for the Glendale Desert Dogs in the Arizona Fall League...batted .286/.357/.306 with a double and six RBI in 13 games...caught 10 of his 13 games with 85.0 clean innings over 89 chances, 83 putouts and six assists behind the dish...ended his fall garnering All-Prospect Team honors and Rising Star recognition...received numerous accolades, including Mid-Season All-Star honors with Double-A Tulsa and was selected for the 2018 Futures Game

2017

* Split his first full-season between Single-A Great Lakes and Rancho Cucamonga...slashed a combined .316/.361/.452 with 23 doubles, a pair of triples, eight homers and 51 RBI in 101 games

* Registered career highs in runs (58), hits (119), doubles (23), RBI (51) and total bases (170)

* Defensively, logged a career-high 749.2 innings behind the plate at a .992 clip (7 E/825 TC)...also reached career highs in chances (825), putouts (721), assists (97) and double plays (6)

Played the first half of the season at Single-A Great Lakes and hit .317 (2nd) with 16 doubles (4th), a triple, two homers and 24 RBI (10th) before ascending to A-Advanced Rancho Cucamonga on July 9... spent the remainder of the season slashing .315/.344/.497 with seven doubles, a triple, six homers and 27 RBI in 38 games...named a Mid-Season All-Star and Baseball America Low Class-A All-Star for his time with Great Lakes...wrapped the season earning MiLB.com Organizational All-Star honors for the second year in a row

2016

Began his first season stateside with the AZL Dodgers and slashed .485/.513/.667 with four doubles, a triple and 15 RBI over eight games before ascending to Short-Season Ogden

Played in 48 games for the Raptors and slashed .354/.393/.503 with 18 doubles, a pair of triples, two homers and 33 RBI

Ranked among the top of the Pioneer League in doubles (7th, 18) and average (11th, .354)...posted a career high slashline with his combined .374/.412/.527 effort between AZL Dodgers and Ogden...named an MiLB.com Organizational All-Star...posted a career high .997 fielding percentage with one error in 385 chances over 345.2 innings at catcher

2015

Signed a Minor League free agent contract on July, 20 2014...began his professional career the following season in the Dominican Summer League...slashed .300/.340/.387 line with eight doubles, a triple, homer, 19 RBI and four stolen bases

Personal

Keibert Jose Ruiz...born July 20, 1998 in Valencia, Venezuela...rated No. 3 catching prospect by MLB.com...signed a Minor League free agent contract on July 20, 2014

Career Batting Record

| Year | Team | AVG | G | AB | R | H | 2B | 3B | HR | RBI | SH | SF | HBP | BB | SO | SB | CS | OBP | SLG | E |
|------------------------|------------------|------|-----|------|-----|-----|----|----|----|-----|----|----|-----|-----|-----|----|----|------|------|----|
| 2015 | DSL Dodgers | .300 | 44 | 150 | 14 | 45 | 8 | 1 | 1 | 19 | 0 | 0 | 1 | 8 | 15 | 4 | 2 | .340 | .387 | 8 |
| 2016 | Ogden | .354 | 48 | 189 | 28 | 67 | 18 | 2 | 2 | 33 | 0 | 3 | 2 | 12 | 23 | 0 | 0 | .393 | .503 | 1 |
| | AZL Dodgers | .485 | 8 | 33 | 5 | 16 | 4 | 1 | 0 | 15 | 0 | 2 | 1 | 3 | 4 | 0 | 0 | .513 | .667 | 0 |
| 2017 | Great Lakes | .317 | 63 | 227 | 34 | 72 | 16 | 1 | 2 | 24 | 1 | 2 | 3 | 18 | 30 | 0 | 0 | .372 | .423 | 4 |
| | Rancho Cucamonga | .315 | 38 | 149 | 24 | 47 | 7 | 1 | 6 | 27 | 0 | 3 | 1 | 7 | 23 | 0 | 0 | .344 | .497 | 3 |
| 2018 | Tulsa | .268 | 101 | 377 | 44 | 101 | 14 | 0 | 12 | 47 | 0 | 3 | 9 | 26 | 33 | 0 | 1 | .328 | .401 | 4 |
| 2019 | Tulsa | .254 | 76 | 276 | 33 | 70 | 9 | 0 | 4 | 25 | 0 | 2 | 4 | 28 | 21 | 0 | 0 | .329 | .330 | 3 |
| | Oklahoma City | .319 | 9 | 38 | 6 | 12 | 0 | 0 | 2 | 9 | 0 | 0 | 0 | 2 | 1 | 0 | 0 | .350 | .474 | 1 |
| Minor League - 5 years | | .299 | 387 | 1439 | 188 | 430 | 76 | 6 | 29 | 199 | 1 | 15 | 21 | 104 | 150 | 4 | 3 | .351 | .420 | 24 |

Career Single-Game Bests

| | | | |
|-------------------|-----|-------------------------|-----|
| Most Hits: | --- | Most Stolen Bases: | --- |
| Most RBI: | --- | Most Walks: | --- |
| Most Home Runs: | --- | Longest Hitting Streak: | --- |
| Most Runs Scored: | --- | Grand Slams: | --- |

Career Fielding Record

| Position | PCT | G | PO | A | E | TC | DP |
|----------|-----|-----|-----|-----|-----|-----|-----|
| Catcher | --- | --- | --- | --- | --- | --- | --- |

Career Transactions

· July 20, 2014: Signed as a free agent with the Dodgers

Injured List

· No injuries at the Major League level



Dennis

SANTANA

RHP | 77

@dennis_santana12

Bats: Right **Throws:** Right**Height:** 6-2 **Weight:** 190**Opening Day Age:** 23**Born:** April 12, 1996 in San Pedro De Macoris, DR**Resides:** San Pedro De Macoris, DR**Acquired:** Signed as a free agent on March 12, 2013**ML Service:** 0.133**MLB Debut:** June 1, 2018

Career Highlights

- * 23-year-old right-hander enters his seventh professional season with a 1-0 record and a 9.35 ERA (9 ER/8.2 IP) in four Major League games
- * In 119 career minor league games (74 starts), he has posted a 23-34 record with a 4.28 ERA and 513 strikeouts against 223 walks in 454.2 innings
- * Has held opposing hitters to a .241 career average in the minors
- * Made his big league debut June 1, 2018 at Colorado, earning his first career win with 3.2 innings of relief and first big league hit, a two-run double off Tyler Anderson
- * Honored as a Single-A California League mid-season All-Star with Rancho Cucamonga in 2017 and Single-A Midwest League mid-season All-Star with Great Lakes in 2016
- * Converted from a shortstop to a pitcher following the 2013 season after posting a .198 batting average with four doubles, two homers and 25 RBI in 56 games in his first professional season
- * Signed by the Dodgers as a non-drafted free agent on March 12, 2013

Year-By-Year

2019

* In three games with Los Angeles, he posted a 7.20 ERA (4 ER/5.0 IP), striking out six batters against four walks while recording a 2.00 WHIP

* Was recalled on April 7 and faced the Rockies the same night at Coors Field, allowing an earned run in 2.2 innings of work with two strikeouts

Tossed more than an inning in two of his three Major League relief appearances...allowed only two hits against right-handed batters in 13 at-bats, limiting righties to a .154 average...spent most of the season with Triple-A Oklahoma City, where he went 5-9 with a 6.95 ERA (72 ER/93.1 IP) and 105 strikeouts in 27 games (17 starts)... in 10 relief appearances he allowed only three earned runs in 15.2 innings, holding batters to a .179 average

2018

* Earned his first MLB call-up after going 1-3 with a 2.54 ERA in 10 minor league starts with Double-A Tulsa and Triple-A Oklahoma City...combined to limit opponents to a .196 batting average with 65 strikeouts against just 16 walks in 49.2 innings

* Earned Pacific Coast League Pitcher of the Week honors for May 20 during his short stay in OKC (May 18-30)

Recalled by the Dodgers and made his big league debut June 1 at Colorado, recording his first Major League win after allowing five runs on six hits over 3.2 innings of relief and striking out four...also collected his first big league hit and RBI in his first at-bat, stroking a two-run double in the fourth inning off Tyler Anderson...scratched from what was to be his first scheduled start June 7 at Pittsburgh and spent rest of the season rehabbing a strained rotator cuff

2017

* Split time between Advanced-A Rancho Cucamonga and Double-A Tulsa, combining to go 8-7 with a 4.11 ERA and striking out 129 batters against 45 walks in 118.1 innings in 24 games (21 starts)

* Began the season with the Quakes and earned a California League All-Star selection after going 5-6 with a 3.57 ERA in 17 games (14 starts)...struck out 92 batters against just 22 walks in 85.2 innings

* Promoted to Tulsa on July 20 and went 3-1 with a 5.57 ERA in seven starts for the Drillers, while also leading the club to the Texas League championship...in the playoffs, he went 1-1 and tossed 13.0 scoreless innings in two starts and held hitters to a .184 average, while also striking out 18 batters against just three walks

* Added to the 40-man on Nov. 20

2016

* Spent the entire season with Single-A Great Lakes, going 5-9 with a 3.07 ERA and held hitters to a .209 average in 25 games (14 starts)...struck out 124 batters against 56 walks in 111.1 innings

* As a starter he went 1-7 with a 2.97 ERA (23 ER/69.2 IP) in 14 starts, while going 4-2 with a 3.24 ERA (15 ER/41.2 IP) in 11 relief appearances

* Selected to the Midwest League mid-season All-Star team

2015

* Combined to go 2-5 with a 6.42 ERA (34 ER/47.2 IP) with Rookie-level AZL Dodgers and Rookie-level Ogden in 13 games (11 starts)

* Struck out 52 batters against 38 walks in 47.2 innings

2014

* Converted from shortstop to pitcher and made his pro debut on the mound with Rookie-level DSL Dodgers, going 2-1 with a 1.05 ERA (4 ER/34.1 IP) in 20 games (one start)

Held hitters to a .156 average and posted a 0.99 WHIP...struck out 38 batters against 15 walks and allowed just one home run over 34.1 innings

2013

* In his first professional season, he hit .198 (34-for-172) with four doubles, two homers and 25 RBI in 56 games with the Rookie-level DSL Dodgers

Personal

Dennis Anfernee Santana...resides in San Pedro De Macoris, Dominican Republic with his wife Mari, and sons Dennis Jr and AJ...signed by Los Angeles as a free agent in 2013 and signed by scouts Elvio Jimenez, Patrick Guerrero and Bob Engle.

Career Pitching Record

| Year | Team | W-L | ERA | G | GS | CG | SHO | SV | IP | H | R | ER | HR | HB | BB | SO | WP | BK | AVG |
|------------------------|------------------|-------|-------|-----|----|----|-----|----|-------|-----|-----|-----|----|----|-----|-----|----|----|------|
| 2014 | DSL Dodgers | 2-1 | 1.05 | 20 | 1 | 0 | 0 | 4 | 34.1 | 19 | 7 | 4 | 1 | 1 | 15 | 38 | 5 | 1 | .156 |
| 2015 | AZL Dodgers | 2-1 | 2.42 | 6 | 4 | 1 | 0 | 0 | 26.0 | 13 | 13 | 7 | 1 | 2 | 17 | 34 | 5 | 0 | .144 |
| | Ogden | 0-4 | 11.22 | 7 | 7 | 0 | 0 | 0 | 21.2 | 35 | 29 | 27 | 3 | 0 | 21 | 18 | 8 | 2 | .361 |
| 2016 | Great Lakes | 5-9 | 3.07 | 25 | 14 | 0 | 0 | 0 | 111.1 | 84 | 51 | 38 | 2 | 5 | 56 | 124 | 11 | 3 | .209 |
| 2017 | Tulsa | 3-1 | 5.51 | 7 | 7 | 0 | 0 | 0 | 32.2 | 32 | 23 | 20 | 2 | 3 | 23 | 37 | 2 | 0 | .256 |
| | Rancho Cucamonga | 5-6 | 3.57 | 17 | 14 | 0 | 0 | 0 | 85.2 | 87 | 44 | 34 | 5 | 11 | 22 | 92 | 7 | 1 | .262 |
| 2018 | LOS ANGELES | 1-0 | 12.27 | 1 | 0 | 0 | 0 | 0 | 3.2 | 6 | 5 | 5 | 0 | 1 | 1 | 4 | 1 | 0 | .375 |
| | Oklahoma City | 1-1 | 2.45 | 2 | 2 | 0 | 0 | 0 | 11.0 | 10 | 3 | 3 | 0 | 0 | 2 | 14 | 0 | 0 | .238 |
| | Tulsa | 0-2 | 2.56 | 8 | 8 | 0 | 0 | 0 | 38.2 | 26 | 17 | 11 | 3 | 4 | 14 | 51 | 1 | 1 | .183 |
| 2019 | LOS ANGELES | 0-0 | 7.20 | 3 | 0 | 0 | 0 | 0 | 5.0 | 6 | 4 | 4 | 1 | 2 | 4 | 6 | 1 | 0 | .300 |
| | Oklahoma City | 5-9 | 6.94 | 27 | 17 | 0 | 0 | 0 | 93.1 | 111 | 84 | 72 | 16 | 9 | 53 | 105 | 12 | 2 | .292 |
| Major League- 2 years | | 1-0 | 9.35 | 4 | 0 | 0 | 0 | 0 | 8.2 | 12 | 9 | 9 | 1 | 3 | 5 | 10 | 2 | 0 | .333 |
| Dodger Totals- 2 years | | 1-0 | 9.35 | 4 | 0 | 0 | 0 | 0 | 8.2 | 12 | 9 | 9 | 1 | 3 | 5 | 10 | 2 | 0 | .333 |
| Minor League- 6 years | | 23-34 | 4.28 | 119 | 74 | 1 | 0 | 4 | 454.2 | 417 | 271 | 216 | 33 | 35 | 223 | 513 | 51 | 10 | .241 |

Career Single-Game Bests

| | | | |
|--------------------------------|--------------------------|-------------------------|------------------------|
| Low-Hit Complete Game: | --- | Most Strikeouts: | 4, June 1, 2018 at COL |
| Most Innings Pitched Starter: | --- | Most Walks: | 1, June 1, 2018 at COL |
| Most Innings Pitched Reliever: | 3.2, June 1, 2018 at COL | Longest Winning Streak: | 1, June 1, 2018 at COL |
| Most Earned Runs Allowed: | 5, June 1, 2018 at COL | Longest Losing Streak: | --- |

Career Fielding Record

| Position | PCT | G | PO | A | E | TC | DP |
|----------|-------|---|----|---|---|----|----|
| Pitcher | 1.000 | 4 | 0 | 1 | 0 | 1 | 0 |

Career Transactions

· Signed as a free agent on March 12, 2013

Injured List

· June 8, 2018 – end of season (right rotator cuff strain)



Josh

S B O R Z

RHP | 76

@Dodgers

Bats: Right **Throws:** Right

Height: 6-3 **Weight:** 215

Opening Day Age: 26

Born: December 17, 1993 in Washington, DC

Resides: Orlando, FL

Acquired: Drafted in the 2nd round of the 2015 First Year Player Draft from the University of Virginia

ML Service: 0.049

MLB Debut: June 20, 2019



Career Highlights

- * The 26-year-old right hander enters his second season with Los Angeles and sixth professional season after seeing his first Major League action last year where he went 0-1 with a 8.00 ERA (8 ER/9.0 IP) in seven games
- * Made his Major League debut against San Francisco on June 20, allowing three earned runs on two hits in an inning of relief
- * Has a 24-20 career minor league record with 12 saves a 3.53 ERA in 159 games (46 starts)...has limited opposing hitters to a .238 average
- * Has a 2.74 career strikeout-to-walk ratio, striking out 370 batters against just 135 walks in 367.1 Minor League innings
- * Spent the entire 2017 season with Tulsa, where he topped the club in wins (8), starts (24) and innings (116.2)
- * Had a breakout 2016 campaign with Single-A Rancho Cucamonga and Double-A Tulsa, where he combined to go 8-5 with a 2.81 ERA, a .214 opponents' batting average and a 1.08 WHIP in 30 games (19 starts...honored with All-Star selections with Advanced-A Rancho Cucamonga in 2016 (mid- and post-season & California League Pitcher of the Year), along with 2016 Baseball America Advanced-A All-Star
- * Selected by Los Angeles in the Competitive Balance Round B (74th overall) of the 2015 First-Year Player Draft out of the University of Virginia

Year-By-Year

2019

- * In his Major League debut, made seven relief appearances, posting a 0-1 record with a 8.00 ERA (8 ER/9.0 IP) and a 1.56 WHIP across five stints with Los Angeles
 - * Made scoreless relief appearances in four-of-seven opportunities
 - * Recorded his first career strikeout on July 29 at Colorado, punching out Ryan McMahon in the bottom of the 7th inning
- Posted a .286 opponent's batting average, including a .333 mark against left handed batters and a .250 average against righties...had a successful month of September, allowing only two earned runs in 6.0 innings, logging a 3.00 ERA while striking out six batters...went 4-3 with a 4.68 ERA (26 ER/50.0 IP) and three saves in 46 games (14 starts) with Oklahoma City, striking out 68 batters while posting a 1.40 WHIP

2018

- * Combined to go 4-2 with six saves and a 3.88 ERA (23 ER/53.1 IP) in a career-high 46 appearances with Double-A Tulsa and Triple-A Oklahoma City...used exclusively as a reliever for the first time in his career
- * Began the season at Double-A Tulsa going 3-1 with a 2.76 ERA (5 ER/16.1 IP) in 13 appearances...successfully converted six of seven save opportunities
- * Promoted to Triple-A Oklahoma City on May 10 and made 33 appearances for the OKC Dodgers, going 1-1 with a 4.38 ERA (18 ER/37.0 IP) with 47 strikeouts against 15 walks

2017

Spent the entire season with Double-A Tulsa, where he posted an 8-8 record with a 4.63 ERA (50 ER/116.2 IP) in a career-high 24 starts

Topped the club in wins (8), starts (24) and innings (116.2)

2016

Combined to go 8-5 with one save and posted a 2.81 ERA in 30 games (19 starts) with Advanced-A Rancho Cucamonga and Double-A Tulsa

Limited opposing hitters to a .214 average, while posting a 1.08 WHIP...struck out 125 batters against 36 walks in 125.0 innings

Began the season with the Quakes, where he went 8-4 with a 2.66 ERA and held hitters to a .207 average in 20 games (19 starts)...prior to his promotion to Double-A Tulsa on Aug. 1, he led the California league in ERA, opponents' batting average and WHIP (1.03)...selected as California League Pitcher of the Year as well as a Cal League mid- and post-season All-Star and Pitcher of the Week for the period ending June 19...also selected as a Baseball America High Class-A All-Star

2015

Progressed across three levels in his first professional season, combining to go 0-2 with a 2.42 ERA in 13 games (three starts) with Rookie-advanced Ogden, Single-A Great Lakes and Advanced-A Rancho Cucamonga...combined to limit opposing hitters to a .221 batting average, with 25 Ks in 22.1 innings

Personal

Joshua Alan Sborz...attended McLean High School (VA), where he was named Virginia State Player of the Year in 2012...played three seasons at the University of Virginia, finishing sixth in program history in saves (17) and seventh in pitching appearances (80)...named Most Outstanding Player at the 2015 College World Series and has made 14 career NCAA tournament appearances, which is most in school history...older brother, Jay, played eight seasons (2003-10) in the Detroit Tigers organization and made his MLB debut in 2010...selected in the Competitive Balance Round B (74th overall) of the 2015 First-Year Player Draft and signed by scout Clair Rierson.

Career Pitching Record

| Year | Team | W-L | ERA | G | GS | CG | SHO | SV | IP | H | R | ER | HR | HB | BB | SO | WP | BK | AVG |
|-----------------------|------------------|-------|------|-----|----|----|-----|----|-------|-----|-----|-----|----|----|-----|-----|----|----|------|
| 2015 | Great Lakes | 0-1 | 2.84 | 2 | 2 | 0 | 0 | 0 | 6.1 | 5 | 4 | 2 | 2 | 0 | 2 | 9 | 1 | 0 | .185 |
| | Rancho Cucamonga | 0-0 | 1.50 | 9 | 0 | 0 | 0 | 2 | 12.0 | 12 | 2 | 2 | 1 | 1 | 3 | 12 | 1 | 0 | .255 |
| | Ogden | 0-1 | 4.50 | 2 | 1 | 0 | 0 | 0 | 4.0 | 2 | 2 | 2 | 0 | 0 | 4 | 4 | 1 | 0 | .167 |
| 2016 | Tulsa | 0-1 | 3.78 | 10 | 0 | 0 | 0 | 1 | 16.2 | 17 | 10 | 7 | 2 | 0 | 6 | 17 | 0 | 0 | .258 |
| | Rancho Cucamonga | 8-4 | 2.66 | 20 | 19 | 0 | 0 | 0 | 108.1 | 82 | 38 | 32 | 8 | 3 | 30 | 108 | 7 | 1 | .207 |
| 2017 | Tulsa | 8-8 | 3.86 | 24 | 24 | 0 | 0 | 0 | 116.2 | 106 | 60 | 50 | 8 | 4 | 56 | 81 | 7 | 0 | .243 |
| 2018 | Oklahoma City | 1-1 | 4.38 | 33 | 0 | 0 | 0 | 0 | 37.0 | 38 | 19 | 18 | 0 | 0 | 15 | 47 | 4 | 2 | .266 |
| | Tulsa | 3-1 | 2.76 | 13 | 0 | 0 | 0 | 6 | 16.1 | 11 | 6 | 5 | 1 | 2 | 5 | 24 | 2 | 0 | .193 |
| 2019 | LOS ANGELES | 0-1 | 8.00 | 7 | 0 | 0 | 0 | 0 | 9.0 | 10 | 8 | 8 | 2 | 0 | 4 | 7 | 0 | 0 | .286 |
| | Oklahoma City | 4-3 | 4.68 | 46 | 0 | 0 | 0 | 3 | 50.0 | 56 | 30 | 26 | 2 | 0 | 14 | 68 | 6 | 2 | .283 |
| Major League - 1 year | | 0-1 | 8.00 | 7 | 0 | 0 | 0 | 0 | 9.0 | 10 | 8 | 8 | 2 | 0 | 4 | 7 | 0 | 0 | .286 |
| Dodger Total - 1 year | | 0-1 | 8.00 | 7 | 0 | 0 | 0 | 0 | 9.0 | 10 | 8 | 8 | 2 | 0 | 4 | 7 | 0 | 0 | .286 |
| Minor League-4 years | | 20-17 | 3.35 | 113 | 46 | 0 | 0 | 9 | 317.1 | 273 | 141 | 118 | 22 | 10 | 121 | 302 | 23 | 3 | .230 |

Career Single-Game Bests

| | | | |
|--------------------------------|--------------------------------------|-------------------------|------------------------------|
| Low-Hit Complete Game: | --- | Most Strikeouts: | 3, Sept 27, 2019 at SF |
| Most Innings Pitched Starter: | --- | Most Walks: | 1 (4x), Sept 13, 2019 vs. TB |
| Most Innings Pitched Reliever: | 2.0 (2x), last: Sept 18, 2019 vs. TB | Longest Winning Streak: | --- |
| Most Earned Runs Allowed: | 3 (2x), last: July 29, 2019 | Longest Losing Streak: | 1 game, Sept 18, 2019 - |

Career Fielding Record

| Position | PCT | G | PO | A | E | TC | DP |
|----------|-------|---|----|---|---|----|----|
| Pitcher | 1.000 | 7 | 2 | 0 | 0 | 2 | 0 |

Career Transactions

· June 8, 2015: Drafted by the Los Angeles Dodgers in the 2nd round of the 2015 amateur draft. Player signed July 7, 2015.

Injured List

· June 21- July 1, 2019 (low back soreness)



Corey

SEAGER

1F | 5

@coreyseager5

Bats: Left **Throws:** Right

Height: 6-4 **Weight:** 215

Opening Day Age: 25

Born: April 27, 1994 in Charlotte, NC

Resides: Kannapolis, NC

Acquired: Selected in the first round (18th overall) of the 2012 First Year Player Draft from Northwest Cabarrus HS (NC)

ML Service: 4.032

MLB Debut: Sept. 3, 2015



Rookie of the Year
(2016)

Career Highlights

- * The two-time All-Star and 2016 National League Rookie of the Year bounced back from an injury-plagued 2018 by leading the league with a career-high 44 doubles alongside Anthony Rendon
- * In 489 big-league games over five seasons (2015-2019), he has posted a .294/.362/.491 slashline with 302 runs, 130 doubles, eight triples, 73 home runs and 266 RBI...since 2015, leads all shortstops with a .362 OBP and ranks third with a .294 average
- * Since making his season debut in 2015, ranks among MLB shortstops in batting average (.294, 3rd), OBP (.362, 1st) and slugging (.491, 4th)
- * Has a .322 career batting average with RISP, the eighth-best mark in the NL since 2015
- * Unanimously voted as the National League's 2016 Rookie of the Year and finished third in the NL MVP voting in 2016 after completing the season ranked among the NL leaders in hits (193, 2nd), runs (105, 5th), doubles (40, 7th), multi-hit games (57, T-2nd), extra-base hits (71, 7th), total bases (321, 4th), batting average (.308, 7th) and slugging percentage (.512, 10th)...established Los Angeles rookie records in hits, runs and doubles...also recognized by The Sporting News and Baseball America as the publications' Rookie of the Year
- * Became the first Dodger since Jackie Robinson (1947-48) to collect 30 doubles in each of his first two big league seasons, recording 40 in 2016 and 33 in 2017
- * His 26 homers in 2016 established a Dodger record for a shortstop, breaking the previous record of 22, held by Glenn Wright (1930)...his 52 career home runs as a shortstop is the most in LA Dodger history and second in franchise history to Pee Wee Reese (122)
- * Made his Major League debut on Sept. 3, 2015 as the starting shortstop at San Diego and picked up his first hit in his second at-bat with a double off Colin Rea
- * Hit his first big league home run on Sept. 12, 2015 at Arizona with a solo shot off Josh Collmenter
- * Honored at nearly every stop during his four-year minor league career, earning a selection to the 2014 Futures Game and recognition as a Baseball America Minor League All-Star in both 2014 and 2015...posted a .307/.368/.523 slashline with 62 homers and 278 RBI in 390 minor league games from 2012-15
- * Selected by the Dodgers in the first round (18th overall) of the 2012 First-Year Player Draft out of Northwest Cabarrus High School (NC)

Year-By-Year

2019

- * After being limited to 26 games during the 2018 season due to injury, played in 134 contests as the starting shortstop...slashed .272/.335/.483 with 82 runs, 44 doubles, a triple, 19 homers and 87 RBI
- * Tied for the NL lead with a career-high 44 doubles alongside Anthony Rendon...the mark tied for fifth in franchise history and was the second time he finished in the top 10 in the category...previously placed seventh in the NL with 40 two-baggers in 2016
- * Recorded six consecutive multi-hit games from Sept. 15 to 22 and seven total multi-hit efforts during the 11-game span...led the Majors in RBI for the month of September after driving in 26 with seven homers and a .291 average over 23 games

* Collected 15 of his 44 doubles during August to lead the Majors in the category for the month

Wrapped up his 2019 campaign with a season-high, 11-game hit streak...went 18-for-41 (.439) with eight runs, four doubles, a triple, three homers and 10 RBI...thirty-six of his 44 doubles came off right-handed pitching...led the NL for most doubles by a left-handed bat off right-handed pitching and ranked second in the Majors behind Rafael Devers' 39 two-baggers...marked his third season posting 30 or more doubles and 15 or more home runs...since 2016, ranks among NL shortstops in doubles (122, 2nd) and homers (69, 4th) despite only playing in 26 games during the 2018 season...spent a majority of the season batting fifth in the order, where he went 50-for-165 for a .303 clip with 18 doubles, seven homers and 29 RBI over 43 games...blasted a grand slam on May 12 in the eighth inning...it was his second career grand slam with the last coming on June 11, 2017 vs. Cincinnati...recorded his second Opening Day homer, as he made his first appearance in a game since April 29, 2018 at San Francisco

2018

Appeared in 26 games, slashing .267/.348/.396 with five doubles, one triple, two home runs and 13 RBI prior to missing the remainder of the season due to injury...had season-ending Tommy John surgery on his right elbow on May 5, performed by Dr. Neal ElAttrache in Los Angeles...also underwent arthroscopic surgery on his left hip on Aug. 7, performed by Dr. Bryan Kelly in New York

2017

* Posted a .295/.375/.479 slashline with 85 runs, 33 doubles and 22 home runs, while also recording career-highs in RBI (77) and walks (67) in 145 games

* Ranked among the top 20 in the National League in hits (159, T-14th), multi-hit games (42, T-16th), OBP (16th), batting average (18th) and doubles (T-19th)...according to Fangraphs.com, his 5.7 WAR ranked seventh best in the NL, which was also best on the team

* Recognized with his second consecutive Silver Slugger Award after leading National League shortstops in runs (4th ML), hits (T-4th ML), doubles (T-5th ML) and walks (1st ML), while ranking second in batting average, OBP and SLG and is third in RBI and home runs

His .361 (39-for-108) batting average with runners in scoring position ranked eighth in the NL, while his .329 (71-for-216) average with runners on base ranked 14th in the senior circuit...his .325 batting average (55-for-169) against left-handers ranked 11th best in the National League...selected to the National League All-Star team for the second consecutive season...also finished 17th in the NL MVP voting...posted a .301/.382/.507 slashline with 20 doubles, 12 homers and 41 RBI in 73 games at Dodger Stadium...ranked top 20 in the NL in doubles (20, T-9th), hits (82, 12th), runs (50, T-13th), SLG (19th), batting average (20th) and OBP (20th) at home...on June 20 vs. New York-NL, ripped his second-career three home run game and established a new career-best with six RBI...on June 11 vs. Cincinnati, he stroked his first career grand slam homer off of Raisel Iglesias...went 9-for-38 (.237) with one double, one triple, one home run and six RBI in 10 Postseason games...missed the NLCS vs. Chicago due to a low back sprain

2016

* Unanimously awarded the National League's Rookie of the Year and selected as an All-Star in his first big-league season...was the Dodgers' 17th Rookie of the Year and the 21st player overall to win the award by unanimous vote

* Was also a finalist and finished third in the MVP voting...recognized with a Silver Slugger Award, the Players Choice Award for Outstanding NL Rookie and by both The Sporting News (NL) and Baseball America (MLB) as the publications' Rookie of the Year

* Finished the season ranked among the NL leaders in hits (193, 2nd), runs (105, 5th), doubles (40, 7th), multi-hit games (57, T-2nd), extra-base hits (71, 7th), total bases (321, 4th), batting average (.308, 7th) and slugging percentage (.512, 10th)...according to Stats, LLC, is just the fourth rookie in the divisional era (since 1969) to rank in the NL's Top 10 in batting average and slugging percentage, joining Dusty Baker (1972, ATL), Mike Piazza (1993, LA) and Albert Pujols (2001, STL)

* Named NL's June Rookie of the Month

His 26 homers established a Dodger record for a shortstop, breaking the previous record of 22, held by Glenn Wright (1930)...joined with his brother Kyle (30 HR) to become the first set of brothers with 25+ homers each in the same season...his 193 hits were the most by a big-league rookie since 2001, when Albert Pujols had 194 hits and Ichiro Suzuki knocked 242...established Los Angeles rookie records in hits, runs and doubles, while ranking among the club rookie single-season leaders in homers (T-2nd), RBI (6th), average (2nd), on-base percentage (2nd) and slugging percentage (3rd)...topped Major League rookies in games played, hits, runs, doubles, RBI (T-1st), multi-hit games (57) and walks (54), while ranking second with 26 homers...batted .295 with RISP (33-for-112) and hit .333 with runners on base (85-for-255, 7th NL)...posted a .334/.391/.557 slashline vs. right-handers, going 144-for-431 with 21 of his 26 home runs...his average vs. RHP was the fourth-best in MLB...named to the National League All-Star team and participated in the HR Derby, becoming the youngest position player to be honored as an All-Star in franchise history at 22 years, 69 days old (previous: Pete Reiser: 22 years, 113 days) and the third-youngest Dodger All-Star overall (at the time of their first selection), behind only Fernando Valenzuela and Ralph Branca...posted the second-longest hitting streak by a rookie in Los Angeles history with a 19-game run from June 16-July 6, behind only Tommy Davis' 20-game run from July 30-Aug. 20, 1960...batted .392 (31-for-79) with 10 doubles, two triples, two homers and five RBI...on June 3 vs. Atlanta, launched three solo home runs for his first career three-homer game, becoming

the first Dodger rookie to do so...he also was the first rookie shortstop in MLB history to have a three-homer game and the sixth youngest player overall to accomplish the feat...blasted first-inning homers in Games 1 and 2 of the NLDS at Washington and went 9-for-44 (.205) with a double, two homers and four RBI in 11 postseason games

2015

* Had his contract selected by the Dodgers on Sept. 3 and batted .337 with a .425 on-base percentage, eight doubles, a triple, four homers and 17 RBI in 27 September games...reached base safely in 24 of 25 starts...reached base safely in the first 21 starts of his career, becoming the first Los Angeles Dodger to do so

* Made his Major League debut on Sept. 3 as the starting shortstop at San Diego, going 2-for-4 with a double and two RBI...picked up his first hit in his second at-bat with a double off Colin Rea

* Hit his first big league home run on Sept. 12 at Arizona with a solo shot off Josh Collmenter

Reached base safely in nine consecutive plate appearances Sept. 10-11 at Arizona, becoming the first Los Angeles rookie ever to accomplish the feat (Source - Elias Sports Bureau)...appeared in all five of the Dodgers' NLDS games against the Mets, starting four games at shortstop, and went 3-for-16 with a double (.188)...combined to hit .293 with 37 doubles, 18 home runs and 76 RBI in 125 minor league games with Double-A Tulsa and Triple-A Oklahoma City, earning a selection to Baseball America's 2015 Minor League All-Star Team and as the publication's Triple-A Player of the Year...was named a midseason Pacific Coast League All-Star...entered the season rated as the Dodgers' No. 1 prospect and as the seventh-best overall prospect by MLB.com

2014

* Named the Dodgers' Branch Rickey Minor League Co-Player of the Year, appeared in the XM All-Star Futures Game, and named to Baseball America's Minor League All-Star Team, combining to hit .349 with 20 homers and 97 RBI in 118 games with Advanced-A Rancho Cucamonga and Double-A Chattanooga.....posted a .402 combined on-base percentage and a .602 slugging percentage

Selected as Baseball America's Single-A Classification Player of the Year, honored as the 2014 California League's Most Valuable Player and voted as a mid- and post-season All-Star...led the league in doubles (34), total bases (207), extra-base hits (54), slugging percentage (.633) and OPS (1.044) at the time of his promotion to Double-A (July 17)...played in the Arizona Fall League for the Glendale Desert Dogs, earning a selection to the league's All-Prospect Team and starting at shortstop in the league's Rising Stars Game

2013

Combined to hit .269 with 16 home runs and 72 RBI in 101 games with Single-A Great Lakes and Advanced-A Rancho Cucamonga in his first full professional season...following the season, played for the Glendale Desert Dogs of the Arizona Fall League and earned a selection to the league's Rising Stars Game

2012

Appeared in 46 games with Rookie-level Ogden in his first professional season after signing with Los Angeles on June 30...hit .309 with a .383 on-base percentage, nine doubles, eight homers and 33 RBI

Personal

Corey Drew Seager...named the Gatorade 2012 Player of the Year in North Carolina and a Baseball America First-Team All-American after batting .519 with 10 homers, 37 RBI, 13 stolen bases, a .664 on-base percentage and a 1.062 slugging percentage for Northwest Cabarrus High School during his senior season...named as one of three team captains on the 2010 USA Baseball 16-and-under National Team, batting .514 with a home run and 12 RBI while earning All-Tournament honors and helping lead the team to a gold medal at the Pan-American Games in Mexico...his oldest brother, Kyle, was a third-round pick of the Seattle Mariners in 2009... middle brother, Justin, was also drafted by the Mariners, while his father, Jeff, played at Farleigh Dickinson University in New Jersey...selected by the Dodgers in the first round (18th overall) of the 2012 First-Year Player Draft and signed by Dodger scout Lon Joyce.

Career Batting Record

| Year | Team | AVG | G | AB | R | H | 2B | 3B | HR | RBI | SH | SF | HBP | BB | SO | SB | CS | OBP | SLG | E |
|------------------------|------------------|------|-----|------|-----|-----|-----|----|----|-----|----|----|-----|-----|-----|----|----|------|------|----|
| 2012 | Ogden | .309 | 46 | 175 | 34 | 54 | 9 | 2 | 8 | 33 | 1 | 3 | 2 | 21 | 33 | 8 | 2 | .383 | .520 | 17 |
| 2013 | Rancho Cucamonga | .160 | 27 | 100 | 10 | 16 | 2 | 1 | 4 | 15 | 0 | 2 | 0 | 12 | 31 | 1 | 0 | .246 | .320 | 8 |
| | Great Lakes | .309 | 74 | 272 | 45 | 84 | 18 | 3 | 12 | 57 | 1 | 2 | 3 | 34 | 58 | 9 | 4 | .389 | .529 | 11 |
| 2014 | Chattanooga | .345 | 38 | 148 | 28 | 51 | 16 | 3 | 2 | 27 | 1 | 2 | 0 | 10 | 39 | 1 | 1 | .381 | .534 | 10 |
| | Rancho Cucamonga | .352 | 80 | 327 | 61 | 115 | 34 | 2 | 18 | 70 | 0 | 3 | 5 | 30 | 76 | 5 | 1 | .411 | .633 | 12 |
| 2015 | LOS ANGELES | .337 | 27 | 98 | 17 | 33 | 8 | 1 | 4 | 17 | 0 | 0 | 1 | 14 | 19 | 2 | 0 | .425 | .561 | 5 |
| | Oklahoma City | .278 | 105 | 421 | 64 | 117 | 30 | 2 | 13 | 61 | 0 | 6 | 5 | 32 | 65 | 3 | 0 | .332 | .451 | 13 |
| | Tulsa | .375 | 20 | 80 | 17 | 30 | 7 | 1 | 5 | 15 | 0 | 1 | 0 | 5 | 11 | 1 | 1 | .407 | .675 | 2 |
| 2016 | LOS ANGELES | .308 | 157 | 627 | 105 | 193 | 40 | 5 | 26 | 72 | 0 | 2 | 4 | 54 | 133 | 3 | 3 | .365 | .512 | 18 |
| 2017 | LOS ANGELES | .295 | 145 | 539 | 85 | 159 | 33 | 0 | 22 | 77 | 0 | 3 | 4 | 67 | 131 | 4 | 2 | .375 | .479 | 11 |
| 2018 | LOS ANGELES | .267 | 26 | 101 | 13 | 27 | 5 | 1 | 2 | 13 | 0 | 1 | 2 | 11 | 17 | 0 | 0 | .348 | .396 | 3 |
| 2019 | LOS ANGELES | .272 | 134 | 489 | 82 | 133 | 44 | 1 | 19 | 87 | 0 | 4 | 4 | 44 | 98 | 1 | 0 | .335 | .483 | 15 |
| | Rancho Cucamonga | .333 | 3 | 6 | 0 | 2 | 0 | 0 | 0 | 0 | 0 | 0 | 0 | 0 | 1 | 0 | 0 | .333 | .333 | 0 |
| Major League- 5 years | | .294 | 489 | 1854 | 302 | 545 | 130 | 8 | 73 | 266 | 0 | 10 | 15 | 190 | 398 | 10 | 5 | .362 | .491 | 52 |
| Dodger Totals- 5 years | | .294 | 489 | 1854 | 302 | 545 | 130 | 8 | 73 | 266 | 0 | 10 | 15 | 190 | 398 | 10 | 5 | .362 | .491 | 52 |
| Minor League- 5 years | | .307 | 393 | 1529 | 259 | 469 | 116 | 14 | 62 | 279 | 3 | 19 | 15 | 144 | 314 | 28 | 9 | .368 | .523 | 73 |

Career Postseason Batting Record

| Year | Team | AVG | G | AB | R | H | 2B | 3B | HR | RBI | SH | SF | HP | BB | SO | SB | CS | OBP | SLG |
|-------------------|-------------------|------|----|-----|----|----|----|----|----|-----|----|----|----|----|----|----|----|------|------|
| 2015 | NLDS: LAD vs. NYM | .188 | 5 | 16 | 2 | 3 | 1 | 0 | 0 | 0 | 0 | 0 | 0 | 1 | 8 | 0 | 0 | .235 | .250 |
| 2016 | NLDS: LAD vs. WAS | .130 | 5 | 23 | 3 | 3 | 1 | 0 | 2 | 3 | 0 | 0 | 0 | 0 | 6 | 0 | 0 | .130 | .435 |
| | NLCS: LAD vs. ChC | .286 | 6 | 21 | 0 | 6 | 0 | 0 | 0 | 1 | 0 | 0 | 1 | 2 | 7 | 0 | 0 | .375 | .286 |
| 2017 | NLDS: LAD vs. ARI | .273 | 3 | 11 | 3 | 3 | 0 | 1 | 0 | 2 | 0 | 0 | 0 | 4 | 3 | 1 | 0 | .467 | .455 |
| | WS: LAD vs. HOU | .222 | 7 | 27 | 4 | 6 | 1 | 0 | 1 | 4 | 0 | 1 | 0 | 3 | 9 | 0 | 0 | .290 | .370 |
| 2019 | NLDS: LAD vs. WAS | .150 | 5 | 20 | 0 | 3 | 1 | 0 | 0 | 0 | 0 | 0 | 0 | 1 | 8 | 0 | 0 | .190 | .200 |
| Postseason Totals | | .203 | 31 | 118 | 12 | 24 | 4 | 1 | 3 | 10 | 0 | 1 | 1 | 11 | 41 | 1 | 0 | .275 | .321 |
| LDS Totals | | .171 | 18 | 70 | 8 | 12 | 3 | 1 | 2 | 5 | 0 | 0 | 0 | 6 | 25 | 1 | 0 | .237 | .329 |
| LCS Totals | | .286 | 6 | 21 | 0 | 6 | 0 | 0 | 0 | 1 | 0 | 0 | 1 | 2 | 7 | 0 | 0 | .375 | .286 |
| WS Totals | | .222 | 7 | 27 | 4 | 6 | 1 | 0 | 1 | 4 | 0 | 1 | 0 | 3 | 9 | 0 | 0 | .290 | .370 |

Career Single-Game Bests

| | | | |
|-------------------|-------------------------------------|-------------------------|---|
| Most Hits: | 4 (7x), last: June 8, 2019 at SF | Most Stolen Bases: | 1 (10x), last: May 21, 2019 at TB |
| Most RBI: | 6, June 20, 2017 vs. NYM | Most Walks: | 3 (3x), last: June 17, 2017 at CIN |
| Most Home Runs: | 3 (2x), last: June 20, 2017 vs. NYM | Longest Hitting Streak: | 19 games, June 16-July 6, 2016 |
| Most Runs Scored: | 3 (5x), last: June 20, 2017 vs. NYM | Grand Slams: | 1 (2x), last: May 12, 2019 (Barracough) |

Career Fielding Record

| Position | PCT | G | PO | A | E | TC | DP |
|------------|-------|-----|-----|------|----|------|-----|
| Shortstop | .970 | 471 | 567 | 1118 | 52 | 1737 | 226 |
| Third Base | 1.000 | 6 | 1 | 11 | 0 | 12 | 1 |

Career Transactions

- June 4, 2012: Drafted by the Los Angeles Dodgers in the 1st round (18th pick) of the 2012 amateur draft. Player signed June 30, 2012.

Injured List

- May 1, 2018 – end of season (right UCL strain)
- June 13 - July 10, 2019 (left hamstring strain)



Will

SMITH

C | 16

@freshprinceoflad

Bats: Right **Throws:** Right

Height: 5-10 **Weight:** 195

Opening Day Age: 24

Born: March 28, 1995 in Louisville, KY

Resides: Louisville, KY

Acquired: Drafted in the 1st round (32nd overall) in the 2016 First Year Player Draft from the University of Louisville

ML Service: 0.090

MLB Debut: May 28, 2019



Career Highlights

* 25-year old catcher/infielder enters his second Major League season and fifth professional season with the Dodgers after being drafted by the club in the first round (32nd overall) of the 2016 First-Year Player Draft out of Louisville

* Made his Major League debut on May 28, 2019 against New York (NL)...singled to left in his first at-bat and went 2-for-4 with a double to become one of six Dodgers this century with at least two hits in his big league debut—joining Rob Segedin, Corey Seager, Yasiel Puig, Russell Martin and Jason Repko

* Slashed .253/.337/.571 with 43 hits, nine doubles, 15 homers and 42 RBI in 54 Major League games...tied for 15th in homers among all rookies (10th in the NL) and ranked among the top NL rookies in runs (30, 20th) and RBI (T-14th)

* Tied Cody Bellinger ('17) and Matt Kemp ('06) for most homers through a rookie's first 14 games (6 HR)...on Aug. 1, notched a franchise-best 19 RBI within his first 14 contest to surpass Cody Bellinger's 17 RBI in 14 games during the 2017 season

* Became the first Dodger player and second MLB backstop to hit 10-plus homers through his first 25 games, joining the Yankees' Gary Sanchez

* Reached a franchise record for most RBI (26) and homers (9) through 23 career games on Aug. 13, 2019

* Entered the 2019 season ranked as the 95th overall prospect by Baseball America

* In 288 career minor league games, batted .243 with 172 runs, 49 doubles, five triples, 55 home runs, 180 RBI and 16 stolen bases along with a .351 on-base percentage

* Has spent the majority of his minor league career at catcher (196 games), but has also appeared at third base (58 games) and second base (11 games)...owns a .992 fielding percentage behind the plate

* Selected as a 2017 California League mid-season All-Star and named Player of the Week for the period ending on April 23 for the Quakes...also named to the 2017 AFL All-Prospect Team

Year-By-Year

2019

* Completed his first Major League season roping nine doubles, 15 homers and 42 RBI at a .253/.337/.571 clip across 54 games...tied for 15th in homers among all rookies (10th in the NL) and ranked among the top NL rookies in runs (30, 20th) and RBI (T-14th)

* Connected for a single in his first Major League at-bat during his May 28 debut vs. the Mets...ended the night going 2-for-4 with a double and became one of six Dodgers this century with at least two hits in a big-league debut, joining Rob Segedin, Corey Seager, Yasiel Puig, Russell Martin and Jason Repko

* Became the first Dodger player and second MLB backstop to hit 10-plus homers through his first 25 games, joining the Yankees' Gary Sanchez

Tied Cody Bellinger ('17) and Matt Kemp ('06) for most homers through a rookie's first 14 games (6 HR)...on Aug. 1, notched a franchise-best 19 RBI within his first 14 contest to surpass Cody Bellinger (17 RBI/14 G, '17) in the mark ...made Major League history after launching a walk-off, pinch-hit home run on June 23 to complete the trifecta of three consecutive walk-off wins via home runs by rookies Matt Beaty (June 21) and Alex Verdugo (June 22)...launched his first career walk-off homer on June 1 vs. Philadelphia...recorded a career-high three-hit, six-RBI day on July 27...became the first Dodger rookie

to collect six or more RBI in a game since James Loney drove in nine on Sept. 28, 2006...amassed a nine-game hit streak from Aug. 7-21, going 11-for-30 with a pair of doubles, six homers and 12 RBI while tallying a .367/.459/1.033 slashline...during the streak, reached a franchise record for most RBI and homers through 23 career games (26RBI/9HR) on Aug. 13...tied for fourth among rookies with eight homers and 19 RBI during August...24 of his 43 hits went for extra bases...non-roster invitee during Spring Training...tallied 62 games across four stints with Triple-A Oklahoma City and slashed .268/.381/.603 with 11 doubles, a pair of triples, 20 homers and 54 RBI...finished third on the team in homers, fifth in RBI and ninth in doubles...turned in a 1.000 fielding percentage over 403.0 innings behind the plate in 46 games (45 starts)...finished atop all rookie backstops (min. 400 innings) in the category...made the Postseason roster and appeared in four of five NLDS games...tallied a hit and drew a trio of walks in 16 plate appearances

2018

* Started his season with the Double-A Tulsa Drillers, appearing in 73 total games and hitting .264 with 48 runs, 14 doubles, 19 homers and 53 RBI

* Assigned to Triple-A Oklahoma City on Aug. 1 where he appeared in 25 games for the OKC Dodgers

* Finished his minor league season with career-highs in home runs (20), RBI (59), doubles (18) and runs (57)

Played in 49 games at catcher between Tulsa and Oklahoma City...registered a career-high 43 games at third base...totaled 402.1 innings behind the plate with .995 fielding percentage (2 E/402.1 INN)

2017

* Earned Mid-Season All-Star honors with Rancho Cucamonga and All-Prospect Team recognition in the Arizona Fall League

* Saw action in 72 games at Advanced-A Rancho Cucamonga, slashing .232/.355/.448 with 15 doubles, three triples, 11 homers and 43 RBI...made a one-game appearance for Double-A Tulsa

* Ranked fourth in home runs (11) at Rancho while playing in 51 fewer games than the next Quake in the category

Caught 474.0 innings and nabbed 30 of 63 on the base paths over 56 games en route to a .991 fielding percentage...notched career highs in innings (474.0), total chances (554), putouts (483) and caught stealing (30)

2016

* Made stops at Short-Season Ogden (7G) and Single-A Great Lakes (23G) before ascending to Advanced-A Rancho Cucamonga for 25 games in his rookie season

* Wrapped his year slashing .246/.355/.329 with five doubles, four home runs, 24 RBI over 55 total games

* Defensively, accumulated a .994 fielding percentage with 44 assists and 296 putouts with two errors over 342 total chances...threw out 25 potential base stealers in 60 attempts

Personal

William Dills Smith...born in Louisville, Kentucky...was a two-time All-State athlete as a high school upper classman before heading to the University of Louisville...started all three seasons for the Cardinals, ending his college career as the 2016 team captain with All-ACC Third Team honors and NCAA Louisville Regional All-Tournament Team recognition...selected 32nd overall in the 2016 First-Year Player Draft by the Los Angeles Dodgers

Career Batting Record

| Year | Team | AVG | G | AB | R | H | 2B | 3B | HR | RBI | SH | SF | HBP | BB | SO | SB | CS | OBP | SLG | E |
|------------------------|------------------|------|-----|------|-----|-----|----|----|----|-----|----|----|-----|-----|-----|----|----|------|------|----|
| 2016 | Rancho Cucamonga | .216 | 25 | 97 | 13 | 21 | 4 | 0 | 2 | 12 | 0 | 1 | 3 | 14 | 31 | 1 | 0 | .330 | .320 | 0 |
| | Great Lakes | .256 | 23 | 82 | 12 | 21 | 1 | 0 | 1 | 7 | 0 | 0 | 4 | 11 | 18 | 2 | 1 | .371 | .305 | 5 |
| | Ogden | .321 | 7 | 28 | 4 | 9 | 0 | 0 | 1 | 5 | 0 | 1 | 0 | 4 | 1 | 0 | 0 | .394 | .429 | 1 |
| 2017 | Tulsa | .000 | 1 | 1 | 0 | 0 | 0 | 0 | 0 | 0 | 0 | 0 | 2 | 0 | 1 | 1 | 0 | .667 | .000 | 0 |
| | Rancho Cucamonga | .232 | 72 | 250 | 38 | 58 | 15 | 3 | 11 | 43 | 1 | 4 | 13 | 37 | 71 | 6 | 2 | .355 | .448 | 8 |
| 2018 | Oklahoma City | .138 | 25 | 87 | 9 | 12 | 4 | 0 | 1 | 6 | 1 | 2 | 1 | 7 | 37 | 1 | 0 | .206 | .218 | 1 |
| | Tulsa | .264 | 73 | 265 | 48 | 70 | 14 | 0 | 19 | 53 | 0 | 2 | 4 | 36 | 75 | 4 | 0 | .358 | .532 | 11 |
| 2019 | LOS ANGELES | .253 | 54 | 170 | 30 | 43 | 9 | 0 | 15 | 42 | 0 | 3 | 5 | 18 | 52 | 2 | 0 | .337 | .571 | 0 |
| | Oklahoma City | .268 | 62 | 224 | 48 | 60 | 11 | 2 | 20 | 54 | 0 | 3 | 3 | 40 | 49 | 1 | 0 | .381 | .603 | 5 |
| Major League - 1 year | | .253 | 54 | 170 | 30 | 43 | 9 | 0 | 15 | 42 | 0 | 3 | 5 | 18 | 52 | 2 | 0 | .337 | .571 | 0 |
| Dodger Total - 1 year | | .253 | 54 | 170 | 30 | 43 | 9 | 0 | 15 | 42 | 0 | 3 | 5 | 18 | 52 | 2 | 0 | .337 | .571 | 0 |
| Minor League - 4 years | | .243 | 288 | 1034 | 172 | 251 | 49 | 5 | 55 | 180 | 2 | 13 | 30 | 149 | 283 | 16 | 3 | .351 | .459 | 27 |

Career Postseason Batting Record

| Year | Team | AVG | G | AB | R | H | 2B | 3B | HR | RBI | SH | SF | HP | BB | SO | SB | CS | OBP | SLG |
|-------------------|-------------------|------|---|----|---|---|----|----|----|-----|----|----|----|----|----|----|----|------|------|
| 2019 | NLDS: LAD vs. WAS | .077 | 4 | 13 | 0 | 1 | 0 | 0 | 0 | 0 | 0 | 0 | 0 | 3 | 5 | 0 | 0 | .250 | .077 |
| Postseason Totals | | .077 | 4 | 13 | 0 | 1 | 0 | 0 | 0 | 0 | 0 | 0 | 0 | 3 | 5 | 0 | 0 | .250 | .077 |
| LDS Totals | | .077 | 4 | 13 | 0 | 1 | 0 | 0 | 0 | 0 | 0 | 0 | 0 | 3 | 5 | 0 | 0 | .250 | .077 |

Career Single-Game Bests

| | | | |
|-------------------|---------------------------|-------------------------|--------------------------------------|
| Most Hits: | 3, July 27, 2019 at WAS | Most Stolen Bases: | 1 (2x), last: Sept 27, 2019 at SF |
| Most RBI: | 6, July 27, 2019 at WAS | Most Walks: | 2, August 15, 2019 at MIA |
| Most Home Runs: | 2, August 13, 2019 at MIA | Longest Hitting Streak: | 9, August 7, 2019-August 21, 2019 |
| Most Runs Scored: | 3, August 13, 2019 at MIA | Grand Slams: | 1, August 1, 2019 vs. SD (Wingenter) |

Career Fielding Record

| Position | PCT | G | PO | A | E | TC | DP |
|----------|-------|----|-----|----|---|-----|----|
| Catcher | 1.000 | 46 | 436 | 20 | 0 | 456 | 1 |

Career Transactions

· June 9, 2016: Drafted by the Los Angeles Dodgers in the 1st round (32nd pick) of the 2016 amateur draft. Player signed June 21, 2016.

Injured List

· June 25 - July 7, 2019 (right oblique strain)



Ross

STRIPLING

RHP | 68

@ross_stripling



Bats: Right **Throws:** Right
Height: 6-3 **Weight:** 220
Opening Day Age: 30
Born: Nov. 23, 1989 in Bluebell, PA
Resides: Granbury, TX
Acquired: Selected in the fifth round of the 2012 First Year Player Draft from Texas A&M
ML Service: 3.115
MLB Debut: April 8, 2016



Career Highlights

- * The right-hander enters his eighth professional season with the Dodgers, owning a 20-24 record and 3.51 ERA (151 ER/387.0 IP) in 136 Major League games (52 starts)
- * Was selected to his first All-Star Game in 2018, after going 8-2 in the first half of the season, with a 2.08 ERA, striking out 108 batters against only 14 walks
- * Made his Major League debut on April 8, 2016 at San Francisco, allowing one run on 7.1 innings...became the first pitcher to take a no-hit bid through 7.1 innings in his Big League debut since Billy Rohr for the Red Sox on April 14, 1967
- * In the minors, posted a 13-14 mark with a 2.86 ERA in 64 games (53 starts)...limited hitters to a .235 batting average while collecting 237 strikeouts against 62 walks in 258.1 innings...recorded a 3.82 strikeout-to-walk ratio
- * Selected as a Double-A All-Star in 2013 after going 5-1 mark with a 2.73 ERA in the first half of the season... finished the season a combined 8-4 with one save and a 2.82 ERA in 27 games
- * Selected in the fifth round of the 2012 First-Year Player Draft out of Texas A&M University

Year-By-Year

2019

- * In his fourth big league season with Los Angeles, he went 4-4 with a 3.47 ERA (35 ER/90.2 IP) in 32 games (15 starts)
 - * Posted a 2-3 record with a 3.60 ERA (28 ER/70.0 IP) and a 1.13 WHIP in 15 starts... as a reliever, he had a 2-1 record with a 3.05 ERA (7 ER/20.2 IP) and a 1.21 WHIP in 17 games
 - * Did not allow an earned run in 12-of-17 relief appearances, including four outings of 2.0 innings
 - * His 51.0 groundball percentage ranked 13th in the National League among pitchers with at least 90.0 innings...as a starter, he recorded a 54.6 groundball percentage, the fifth best mark in the NL among pitchers with at least 15 starts
- Held opponents to a .244 average, including a .239 mark against righties and a .249 average against left-handed batters...posted a 2-2 record with a 3.12 ERA (15 ER/43.1 IP) in 12 games (six starts) at Dodger Stadium and a 2-2 record with a 3.80 ERA (20 ER/47.1 IP) in 20 road games (nine starts)

2018

- * Recorded career highs in wins (8), starts (21), strikeouts (136) and ERA (3.02)
- * Started the season in the bullpen, allowing one run in 14.1 innings in his first 10 games...made his first start of the season on April 30 and became a full-time member of the rotation on May 6
- * As a starter, he went 8-6 with a 3.39 ERA and a 1.18 WHIP
- * Pitched 12 games as a reliever, where he boasted a 0.57 ERA (1 ER/15.2 IP), limited hitters to a .220 average and struck out 17 while issuing only six walks
- * Struck out a career-high 136 batters and walked only 22... His 6.18 strikeout to walk ratio ranked fourth amongst

Major League pitchers (min. 120 IP)...went 8-2 with a 2.08 ERA in 25 games (14 starts) in 95.1 innings in the first half...fanned 108 batters versus 14 walks in that span...prior to the break, he was among the National League leaders in wins (7-7th) and ERA (5th)...selected to the All-Star Game, earning the loss after allowing three runs in 1.2 innings

2017

* In his second season with the Dodgers, he went 3-5 with two saves paired with a 3.75 ERA (31ER/74.1IP) in 49 games (two starts)

* Made two spot starts, posting a 0.00 ERA in five innings of work, while going 3-5 with two saves and a 4.02 ERA in 47 relief appearances...ranked 15th amongst NL relievers in innings pitched (69.1 IP)

* Held opponents to a .246 average, including limiting lefties to a .198 average...ranked seventh amongst NL reliever in opponents' batting average against left-handed hitters

Struck out 74 batters against 19 walks in 74.1 innings, while recording a 1.18 WHIP...recorded his first Major League save on May 27 against the Cubs, firing 3.0 scoreless innings with two strikeouts and allowing one hit in the Dodgers' 5-0 victory...had two stints with Triple-A Oklahoma City, from June 15-23 and again from June 26-July 4...pitched in three games, going 1-1 without allowing a run in 3.1 innings while striking out four to just one walk...made the Dodgers postseason roster for all three series and appeared in five games for the club, allowing four hits in 3.0 scoreless innings of relief...fanned two

2016

* Earned a spot on the Opening Day roster and saw his first Major League action, going 5-9 with a 3.96 ERA (44 ER/100.0 IP) in 22 games (14 starts) in four different stints with the Dodgers

* As a starter, he went 3-6 with a 4.52 ERA, while going 2-3 with a 2.22 ERA in eight relief appearances

* Made his Major League debut on April 8 at San Francisco, allowing one run over 7.1 no-hit innings and did not factor in the decision...became the first pitcher to take a no-hit bid through 7.1 innings in his Major League debut since Billy Rohr accomplished the feat for the Red Sox on April 14, 1967

Recorded his first Major League win on May 13 against the Cardinals, allowing four runs on eight hits in 5.0 innings in the Dodgers 8-4 win...appeared in the Dodgers' roster for both the NLDS and NLCS, combining to allow five runs, four earned (8.31 ERA) in 4.1 innings...combined to go 0-3 with a 3.66 ERA in six games (five starts) with Rookie-level AZL Dodgers and Triple-A Oklahoma City

2015

* Combined to go 3-6 with a 3.66 ERA in 14 starts for Double-A Tulsa and Single-A Great Lakes...struck out 117 against 30 walks in 127.2 innings

* Opened the season on the 7-day DL and made his 2015 debut on June 14 for Great Lakes...transferred to Tulsa for the rest of the season on June 16

* Was added to the 40-man roster on Nov. 20

2014

* Made one appearance during Spring Training as a non-roster invitee in his first Big League camp

* Missed the entire 2014 season with UCL surgery (Tommy John), which was performed by Dr. Neal ElAttrache in Los Angeles on April 2

2013

* Went a combined 8-4 with a 2.82 ERA in 27 games (22 starts) across Advanced-A Rancho Cucamonga and Double-A Chattanooga

* Held hitters to a .238 batting average with 117 strikeouts against 30 walks

* Named a Southern League All-Star after posting a 5-1 mark with a 2.73 ERA in the first half of the season

2012

* Began his professional career with Rookie-level Ogden, going 1-0 with a 1.24 ERA in 14 games (12 starts)...he struck out 37 batters with six walks in 36.1 innings of work...held opponents to a .197 batting average

* Named Pioneer League Pitcher of the Week on August 6

Personal

Thomas Ross Stripling...resides in Houston, TX with his wife Shelby...played college baseball at Texas A&M, where he starred for four seasons, going a combined 31-11 with a 3.13 ERA in 70 games (49 starts)...on May 12, 2012, he threw the 11th no-hitter in school history, a 1-0 victory over San Diego State...as a junior in 2011, finished the season with a 14-2 record with a 2.29 ERA...the 14 wins led the country and ranked third highest for single season in Texas A&M baseball history...selected as an All-American by the American Baseball Coaches Association/Rawlings (First Team), Collegiate Baseball (Third Team) and College Baseball Insider (Honorable Mention)...a standout in the classroom, selected as a third team Capital One Academic All-American and a first team Academic All-Big 12 selection...garnered first team All-Big 12 and ABCA/Rawlings All-Midwest Region Team accolades as well earning Big 12 Pitcher of the Week on three separate occasions...was a three-sport athlete at Carroll High School (Southlake, TX)...originally selected in the ninth round of the 2011 First-Year Player Draft, but did not sign...is a licensed stockbroker and has worked for a financial management firm in some off seasons...selected by the Dodgers in the fifth round of the First-Year Player Draft and signed by scout Clint Bowers

Career Pitching Record

| Year | Team | W-L | ERA | G | GS | CG | SHO | SV | IP | H | R | ER | HR | HB | BB | SO | WP | BK | AVG |
|-----------------------|------------------|-------|------|-----|----|----|-----|----|-------------|-----|-----|-----|----|----|----|-----|----|----|------|
| 2012 | Ogden | 1-0 | 1.24 | 14 | 12 | 0 | 0 | 0 | 36.1 | 26 | 7 | 5 | 0 | 0 | 6 | 37 | 4 | 0 | .197 |
| 2013 | Chattanooga | 6-4 | 2.78 | 21 | 16 | 0 | 0 | 1 | 94.0 | 91 | 33 | 29 | 4 | 0 | 19 | 83 | 4 | 0 | .251 |
| | Rancho Cucamonga | 2-0 | 2.94 | 6 | 6 | 0 | 0 | 0 | 33.2 | 24 | 11 | 11 | 1 | 0 | 11 | 34 | 2 | 0 | .198 |
| 2014 | | | | | | | | | DNP-injured | | | | | | | | | | |
| 2015 | Tulsa | 3-6 | 3.88 | 13 | 13 | 1 | 0 | 0 | 67.1 | 61 | 29 | 29 | 7 | 0 | 19 | 55 | 4 | 0 | .242 |
| | Great Lakes | 0-0 | 0.00 | 1 | 1 | 0 | 0 | 0 | 4.0 | 1 | 0 | 0 | 0 | 0 | 2 | 4 | 0 | 0 | .077 |
| 2016 | LOS ANGELES | 5-9 | 3.96 | 22 | 14 | 0 | 0 | 0 | 100.0 | 96 | 46 | 44 | 10 | 1 | 30 | 74 | 6 | 0 | .250 |
| | Oklahoma City | 0-2 | 3.78 | 5 | 4 | 0 | 0 | 0 | 16.2 | 20 | 7 | 7 | 2 | 0 | 2 | 17 | 1 | 0 | .299 |
| | AZL Dodgers | 0-1 | 3.00 | 1 | 1 | 0 | 0 | 0 | 3.0 | 2 | 1 | 1 | 0 | 0 | 2 | 3 | 0 | 0 | .182 |
| 2017 | LOS ANGELES | 3-5 | 3.75 | 49 | 2 | 0 | 0 | 2 | 74.1 | 69 | 31 | 31 | 10 | 0 | 19 | 74 | 2 | 0 | .246 |
| | Oklahoma City | 1-1 | 0.00 | 3 | 0 | 0 | 0 | 0 | 3.1 | 3 | 1 | 0 | 0 | 0 | 1 | 4 | 1 | 0 | .214 |
| 2018 | LOS ANGELES | 8-6 | 3.02 | 33 | 21 | 0 | 0 | 0 | 122.0 | 123 | 42 | 41 | 18 | 1 | 22 | 136 | 3 | 0 | .257 |
| 2019 | LOS ANGELES | 4-4 | 3.47 | 32 | 15 | 0 | 0 | 0 | 90.2 | 84 | 40 | 35 | 11 | 2 | 20 | 93 | 4 | 0 | .244 |
| Major League- 4 years | | 20-24 | 3.51 | 136 | 52 | 0 | 0 | 2 | 387.0 | 372 | 159 | 151 | 49 | 4 | 91 | 377 | 15 | 0 | .250 |
| Dodger Totals-4 years | | 20-24 | 3.51 | 136 | 52 | 0 | 0 | 2 | 387.0 | 372 | 159 | 151 | 49 | 4 | 91 | 377 | 15 | 0 | .250 |
| Minor League- 5 years | | 13-14 | 2.86 | 64 | 53 | 1 | 0 | 1 | 258.1 | 228 | 89 | 82 | 14 | 0 | 62 | 237 | 16 | 0 | .235 |

Career Postseason Pitching Record

| Year | Team | W-L | ERA | G | GS | CG | SHO | SV | IP | H | R | ER | HR | HB | BB | SO | WP | BK |
|-------------------|-------------------|-----|-------|----|----|----|-----|----|-----|----|---|----|----|----|----|----|----|----|
| 2016 | NLDS: LAD vs. WAS | 0-0 | 0.00 | 2 | 0 | 0 | 0 | 0 | 1.2 | 0 | 0 | 0 | 0 | 0 | 0 | 2 | 0 | 0 |
| | NLCS: LAD vs. CHC | 0-0 | 13.50 | 3 | 0 | 0 | 0 | 0 | 2.2 | 6 | 5 | 4 | 0 | 0 | 1 | 0 | 0 | 0 |
| 2017 | NLCS: LAD vs. CHC | 0-0 | 0.00 | 2 | 0 | 0 | 0 | 0 | 1.0 | 2 | 0 | 0 | 0 | 0 | 0 | 1 | 0 | 0 |
| | WS: LAD vs. HOU | 0-0 | 0.00 | 3 | 0 | 0 | 0 | 0 | 2.0 | 2 | 0 | 0 | 0 | 0 | 1 | 1 | 0 | 0 |
| 2019 | NLDS: LAD vs. WAS | 0-0 | 9.00 | 1 | 0 | 0 | 0 | 0 | 1.0 | 1 | 1 | 1 | 0 | 0 | 0 | 0 | 1 | 0 |
| Postseason Totals | | 0-0 | 5.40 | 11 | 0 | 0 | 0 | 0 | 8.1 | 11 | 6 | 5 | 0 | 0 | 2 | 4 | 1 | 0 |
| LDS Totals | | 0-0 | 3.38 | 3 | 0 | 0 | 0 | 0 | 2.2 | 1 | 1 | 1 | 0 | 0 | 0 | 0 | 1 | 0 |
| LCS Totals | | 0-0 | 9.82 | 5 | 0 | 0 | 0 | 0 | 3.2 | 8 | 5 | 4 | 0 | 0 | 1 | 1 | 0 | 0 |
| WS Totals | | 0-0 | 0.00 | 3 | 0 | 0 | 0 | 0 | 2.0 | 2 | 0 | 0 | 0 | 0 | 1 | 1 | 0 | 0 |

Career Single-Game Bests

| | | | |
|----------------------------------|------------------------------------|-------------------------|---|
| Low-Hit Complete Game: | None | Most Strikeouts: | 10, May 25, 2018 vs. SD |
| Most Innings Pitched - Starter: | 8.0, April 14, 2019 vs. MIL | Most Walks: | 4, April 8, 2016 at SF |
| Most Innings Pitched - Reliever: | 4.0, Sept. 18, 2016 at ARI | Longest Winning Streak: | 6 games, May 19-June 15, 2018 |
| Most Earned Runs Allowed: | 5 (4x), last: July 23, 2018 at PHI | Longest Losing Streak: | 4 games (2x), last: S 2016-May 31, 2017 |

Career Fielding Record

| Position | PCT | G | PO | A | E | TC | DP |
|----------|------|-----|----|----|---|----|----|
| Pitcher | .968 | 136 | 27 | 64 | 3 | 94 | 4 |

Career Transactions

- June 5, 2012: Drafted by the Los Angeles Dodgers in the 5th round of the 2012 amateur draft. Player signed June 7, 2012.

Injured List

- July 30-Aug. 9, 2018 (right great toe inflammation)
- Aug. 15-Sept. 7, 2018 (lower back inflammation)
- July 25- September 1, 2019 (right biceps tendinitis)



Chris

TAYLOR

OF | 3

@ctaylor_3

Bats: Right **Throws:** Right

Height: 6-1 **Weight:** 196

Opening Day Age: 29

Born: August 29, 1990 in Virginia Beach, VA

Resides: Virginia Beach, VA

Acquired: Via trade with Seattle on June 19, 2016

ML Service: 4.037

MLB Debut: July 24, 2014



Career Highlights

- * 29-year-old infielder/outfielder enters his seventh big league season and his fifth year with the Dodgers
- * Has a career .262/.331/.441 slashline with 111 doubles, 20 triples, 51 home runs and 204 RBI in 539 games with the Mariners (2014-16) and Dodgers (2016-19)
- * Has spent the majority of his big league career playing in the infield with 215 games at shortstop, 65 games at second base and 25 games at third base, but transitioned into an outfield role during the 2017 season; splitting time between center field (119 games) and left field (128 games)...2019 marked his first season seeing time in right field for three games during September...as an infielder he has posted a .956 career fielding percentage, compared to a .987 fielding percentage as an outfielder
- * Named co-MVP of the 2017 NLCS with Justin Turner, after hitting .316 (6-for-19) with five runs, one double, one triple, two home runs and three RBI paired with a 1.248 OPS in five games
- * Made his Major League debut on July 24, 2014 against the Orioles, making the start at shortstop and collecting his first big league hit on the same day, a single in the fifth inning off of Wei-Yin Chen
- * Slugged a grand slam in the sixth inning off of Silvino Bracho on July 15, 2016 at Arizona for his first career big league homer...also recorded single-game career-highs in RBI (6) and extra-base hits (3), while tying a career-best in runs (3)
- * Selected by the Seattle Mariners in the fifth round of the 2012 First-Year Player Draft out of University of Virginia

Year-By-Year

2019

* Appeared in 124 games with 29 doubles, four triples, 12 homers and 52 RBI for a .262/.333/.462 slashline
 Saw time at second base (20 games, 13 starts), third base (six games, four starts) and shortstop (39 games, 30 starts) for a total of 65 games on the dirt and 69 contests in the outfield...spent the balance between left field (56 games, 30 starts) and center (20 games, 11 games) with a debut in right field for a trio of starts in September...totalled a combined .957 fielding percentage (11 E/850.1 IP) with a .989 fielding percentage (1 E/409.2 IP) in the outfield...matched his 2017 career-best fielding percentage in the outfield...recorded his lowest error mark of his career in the outfield with just one miscue in 94 total chances...in 60 total chances, tallied a perfect fielding mark in left field with 59 putouts and one assist across a career-high 56 games...ranked fifth in the NL with eight total zone runs as an outfielder...recorded his third consecutive season collecting 25 or more doubles...slashed .309/.377/.545 with 17 doubles, two triples, seven homers and 28 RBI over his last 55 games...recorded an RBI in six straight games from June 23 to 28 for the longest streak in his career...connected for a pair of homers on June 19 vs. San Francisco to set a single-game career high, which he matched on Sept. 2 vs. Colorado

2018

* In his third season with the Dodgers, posted career highs in games played (155), runs (85, tied w/ 2017), doubles (35), triples (8) and walks (55)...posted a .254/.331/.444 slashline with 17 home runs, 63 RBI and nine stolen bases
 * Led the team in runs scored, doubles and triples...ranked among the top 20 in the National League in runs (T-19th), doubles (T-11th), triples (T-4th), extra-base hits (60, T-14th), hit by pitches (9, T-17th), pitches per plate appearances (4.09, 15th), batting average on balls in play (.345, 10th) and WAR (5.0, 13th)
 * Finished the season strong, slashing .345 (20-for-58)/.433/.586 with 16 runs, five doubles, three homers and nine RBI in his last 25 games since the beginning of September...finished September with the fifth best batting average in the National League, while ranking sixth in the league in OPS and ninth in OBP

Spent the majority of the season at shortstop (81 games, 73 starts), but also saw time at center field (50 games, 32 starts), left field (24 games, 18 starts), second base (12 games, five starts) and third base (eight games, three starts)...posted a .981 fielding percentage as an outfielder (2 E/458.1 IP), while recording a .972 combined fielding percentage overall (12 E/1179.2 IP)...appeared in 74 games as the leadoff hitter, with his three leadoff homers tied for fifth most in the National League...went 5-for-16 (.313) as a pinch-hitter, including stroking second career pinch-hit homer (June 25 vs. CHC)...launched his first career walk-off home run and his second career walk-off hit with a solo shot in the 10th inning on September 18 vs. COL...appeared in 15 postseason games for the Dodgers, batting .282 (11-for-39) with a double, triple, home run and three RBI

2017

* In his second season with the Dodgers, he had a breakout year posting a .288/.354/.496 slashline with 85 runs, 35 doubles, five triples, 21 home runs, 72 RBI, 17 stolen bases and 50 walks in 140 games, which were all career-bests

* Despite starting the first couple of weeks with Triple-A Oklahoma City, he led the Dodgers in multiple offensive categories, ranking first in doubles (34), triples (5), and stolen bases (17)...also ranked in the top 25 in the National League in batting average (21st), SLG (20th), OPS (.850, 22nd), doubles (T-12th), triples (T-15th), extra-base hits (T-19th), stolen bases (T-15th) and stolen base percentage (81.0%, 4th)

* According to Fangraphs.com, he finished 13th in the NL with a 4.7 WAR, which was the third best on the team behind Corey Seager (5.7, 7th NL) and Justin Turner (5.5, 9th NL)

* Reached base safely in all 15 postseason games for the Dodgers, hitting .254 (15-for-59) with 12 runs, four doubles, one triple, three homers and seven RBI along with a .889 OPS...named co-MVP of the 2017 NLCS with Justin Turner, after hitting .316 (6-for-19) with five runs, one double, one triple, two home runs and three RBI paired with a 1.248 OPS in five games

Hit .316 (48-for-152, 6th NL) with six homers and 27 RBI from the seventh inning and later...his .368 (28-for-76) average in close and late situations was the best mark in the NL and ranked third in the Majors...in 74 games as the Dodgers leadoff hitter, he posted a .302/.370/.530 slashline with 51 runs, 17 doubles, three triples, 15 homers and 42 RBI along with seven stolen bases...collected three leadoff home runs, which tied for fifth most in the NL...in 70 road games he hit .336 (4th ML) with 14 homers and 47 RBI, compared to a .237 mark with seven homers and 25 RBI at Dodger Stadium...appeared in the outfield a majority of the season, playing 49 games (47 starts) in center field and 48 games (46 starts) in left field, while also playing 22 games (19 starts) at second base, 15 games (10 starts) at third base and eight games (three starts) at third base...posted a .989 fielding percentage (2 E/800.2 IP) in the outfield and recorded seven outfield assists (T-12th NL)...his three grand slam homers tied for the second most in the Majors and tied for most in Dodger franchise history, joining Kal Daniels (1990), Mike Piazza (1998), Adrian Beltre (2004) and Matt Kemp (2009)...went 6-for-10 (.600, 5th ML) with the bases loaded...on July 22 against Atlanta, he went 2-for-2 with a homer and a triple after entering the game in the seventh inning as a defensive replacement and according to the Elias Sports Bureau, he became just the second Dodger player since 1900 to hit a triple and a home run in a game that he did not start in, joining Gordon Windhorn, who accomplished the feat against the Phillies on Sept. 12, 1961...led the game on Sept. 18 at Philadelphia with his first career inside-the-park home run, which was also the club's first inside-the-park home run since 2011 (Trent Oeltjen) and L.A.'s first leadoff inside-the-park homer since manager Dave Roberts did so against the Cubs in 2003...started the year with Triple-A OKC, where in 10 games he hit .233 (10-for-43) with two doubles, two triples, one homer, and five RBI...recalled on April 19 and spent the rest of the season with Los Angeles

2016

* In 36 combined games with the Mariners and the Dodgers, he hit .213 (13-for-61) with two doubles, two triples, one homer and seven RBI

* Acquired by the Dodgers from Seattle on June 19 in exchange for RHP Zach Lee after playing in just two games with the Mariners, going 1-for-3 with two strikeouts

Made three stints with the Dodgers, batting .207 (12-for-58) and appeared in 10 games (two starts) at third base, seven games (five starts) at second base and five games (four starts) at shortstop...slugged a grand slam in the sixth inning off of Silvano Bracho on July 15 at Arizona for his first career big league homer...also recorded single-game career-highs in runs (3), RBI (6) and extra-base hits (3), while tying a career-best in hits (3)...split time between the Mariners' Triple-A Tacoma and the Dodgers' Triple-A Oklahoma City, posting a combined .322/.397/.474 slashline with 25 doubles, six triples, three homers, 37 RBI and 17 stolen bases in 78 games...hit a combined .395 (30-for-76) with runners in scoring position

2015

* Appeared in 37 games with Seattle between two separate stints (May 4-June 1 and July 2-30), hitting .170 (16-for-94) with three doubles, a triple and an RBI

Began the season on the DL with a fractured triquetrum bone in his right wrist...appeared in 28 games (25 starts) at shortstop, four games (two starts) at second base and one game at third base...spent majority of the season with Triple-A Tacoma, batting .300 with 56 runs, 20 doubles, six triples, four homers, 32 RBI and 16 stolen bases in 86 games...finished the season tying for seventh in on-base percentage (.391) and tied for 12th in triples in the PCL

2014

* Finished the season in the Majors after making his big league debut on July 24, batting .287 with 16 runs, eight doubles, nine RBI and five stolen bases in 47 games with the Mariners

* Recorded a hit in his first 12 starts (.419, 18-for-43), which was the second-longest hit streak for a starter to begin a career in Mariners history

Had his contract selected on July 24 and made his Major League debut against the Orioles on the same day, making

the start at shortstop...collected his first big league hit on that day, with a single in the fifth inning off of Wei-Yin Chen... appeared in 75 games with Triple-A Tacoma, posting a .328/.397/.497 slashline with 63 runs, 22 doubles, seven triples, five homers and 37 RBI...tied for sixth in triples in the PCL...selected to the Triple-A PCL mid-season All-Star Game and was honored as Triple-A All-Star Game PCL Top Star, after going 3-for-3 with a pair of doubles...also selected as Baseball America's Triple-A All-Star

2013

· Hit .314 with 108 runs, 28 doubles, 11 triples, eight homers, 60 RBI and 38 stolen bases in 134 combined games with Single-A High Desert and Double-A Jackson

· Led Seattle minor leaguers in hits (165) and was second in stolen bases (38)

Was one of three minor league players to hit over .300 with at least 100 runs, 45 extra-base hits, 30 stolen bases and over a .400 on-base percentage...selected as California League mid-season All-Star and was honored as Mariners Organizational All-Star by MiLB.com

2012

In his first professional season, combined to post a .322/.417/.432 slashline with 31 runs, 12 doubles, a triple, two homers, 22 RBI and 17 stolen bases in 49 games with Single-A Clinton and Single-A Everett

Personal

Christopher Armand Taylor...graduated from Cox High School (VA) in 2009, when he was named the Virginia Class AAA State Player of the Year...played college ball at the University of Virginia (2010-2012)...selected by the Seattle Mariners in the fifth round of the 2012 First-Year Player Draft.

Career Batting Record

| Year | Team | AVG | G | AB | R | H | 2B | 3B | HR | RBI | SH | SF | HBP | BB | SO | SB | CS | OBP | SLG | E |
|-----------------------|-----------------------|------|-----|------|-----|-----|-----|----|----|-----|----|----|-----|-----|-----|-----|----|------|------|----|
| 2012 | Clinton | .304 | 12 | 46 | 5 | 14 | 0 | 0 | 0 | 4 | 2 | 0 | 3 | 2 | 4 | 4 | 1 | .373 | .304 | 0 |
| | Everett | .328 | 37 | 137 | 26 | 45 | 12 | 1 | 2 | 18 | 0 | 2 | 5 | 21 | 18 | 13 | 5 | .430 | .474 | 10 |
| 2013 | Jackson | .293 | 67 | 256 | 46 | 75 | 12 | 4 | 1 | 16 | 1 | 1 | 2 | 40 | 55 | 18 | 3 | .391 | .383 | 18 |
| | High Desert | .335 | 67 | 269 | 62 | 90 | 16 | 7 | 7 | 44 | 0 | 4 | 2 | 44 | 62 | 20 | 2 | .426 | .524 | 15 |
| | AZL Peoria | .294 | 18 | 68 | 8 | 20 | 4 | 1 | 1 | 5 | 2 | 0 | 0 | 6 | 15 | 5 | 2 | .351 | .426 | 3 |
| 2014 | SEATTLE | .287 | 47 | 136 | 16 | 39 | 8 | 0 | 0 | 9 | 1 | 1 | 2 | 11 | 39 | 5 | 2 | .347 | .346 | 7 |
| | Tacoma | .328 | 75 | 302 | 63 | 99 | 22 | 7 | 5 | 37 | 1 | 5 | 3 | 35 | 74 | 14 | 6 | .397 | .497 | 11 |
| 2015 | SEATTLE | .170 | 37 | 94 | 9 | 16 | 3 | 1 | 0 | 1 | 2 | 0 | 0 | 6 | 31 | 3 | 2 | .220 | .223 | 4 |
| | Tacoma | .300 | 86 | 343 | 56 | 103 | 20 | 6 | 4 | 32 | 0 | 1 | 2 | 50 | 61 | 16 | 8 | .391 | .429 | 14 |
| 2016 | LOS ANGELES | .207 | 34 | 58 | 8 | 12 | 2 | 2 | 1 | 7 | 0 | 0 | 0 | 4 | 13 | 0 | 0 | .258 | .362 | 1 |
| | SEATTLE | .333 | 2 | 3 | 0 | 1 | 0 | 0 | 0 | 0 | 0 | 0 | 0 | 4 | 13 | 0 | 0 | .258 | .362 | 2 |
| | Oklahoma City | .368 | 15 | 57 | 7 | 21 | 6 | 2 | 0 | 8 | 0 | 0 | 1 | 6 | 16 | 5 | 0 | .438 | .544 | 0 |
| | Tacoma | .312 | 63 | 247 | 41 | 77 | 19 | 4 | 3 | 29 | 1 | 1 | 2 | 29 | 49 | 12 | 5 | .387 | .457 | 13 |
| 2017 | LOS ANGELES | .288 | 140 | 514 | 85 | 148 | 34 | 5 | 21 | 72 | 0 | 1 | 3 | 50 | 142 | 17 | 4 | .354 | .496 | 11 |
| | Oklahoma City | .233 | 10 | 43 | 8 | 10 | 2 | 2 | 1 | 5 | 0 | 0 | 1 | 5 | 5 | 1 | 2 | .327 | .442 | 0 |
| 2018 | LOS ANGELES | .254 | 155 | 536 | 85 | 136 | 35 | 8 | 17 | 63 | 0 | 4 | 9 | 55 | 178 | 9 | 6 | .331 | .444 | 12 |
| | LOS ANGELES | .262 | 124 | 366 | 52 | 96 | 29 | 4 | 12 | 52 | 2 | 5 | 4 | 37 | 115 | 8 | 0 | .333 | .462 | 11 |
| 2019 | Rancho Cucamonga | .429 | 4 | 14 | 4 | 6 | 0 | 0 | 1 | 5 | 0 | 0 | 0 | 1 | 2 | 0 | 0 | .467 | .643 | 0 |
| | Major League- 6 years | .262 | 539 | 1707 | 255 | 448 | 111 | 20 | 51 | 204 | 5 | 11 | 18 | 163 | 520 | 42 | 14 | .331 | .441 | 48 |
| Dodger Totals-4 years | | .266 | 453 | 1774 | 230 | 392 | 100 | 19 | 51 | 194 | 2 | 10 | 16 | 146 | 448 | 34 | 10 | .337 | .463 | 34 |
| Minor League-7 years | | .315 | 436 | 1714 | 318 | 540 | 109 | 33 | 24 | 198 | 5 | 14 | 21 | 233 | 346 | 103 | 32 | .401 | .459 | 81 |

Career Postseason Batting Record

| Year | Team | AVG | G | AB | R | H | 2B | 3B | HR | RBI | SH | SF | HBP | BB | SO | SB | CS | OBP | SLG |
|------------|-------------------|------|----|-----|----|----|----|----|----|-----|----|----|-----|----|----|----|----|------|-------|
| 2017 | NLDS: LAD vs ARI | .231 | 3 | 13 | 3 | 3 | 1 | 0 | 0 | 1 | 0 | 0 | 0 | 2 | 3 | 0 | 0 | .333 | 308 |
| | NLCS: LAD vs ChC | .316 | 5 | 19 | 5 | 6 | 1 | 1 | 2 | 3 | 0 | 0 | 0 | 5 | 2 | 0 | 0 | .458 | .789 |
| | WS: LAD vs. HOU | .222 | 7 | 27 | 4 | 6 | 2 | 0 | 1 | 3 | 0 | 0 | 1 | 4 | 5 | 0 | 1 | .344 | .407 |
| 2018 | NLDS: LAD vs ATL | .333 | 3 | 3 | 2 | 1 | 0 | 0 | 1 | 2 | 0 | 0 | 0 | 1 | 0 | 0 | 0 | .500 | 1.333 |
| | NLCS: LAD vs MIL | .364 | 7 | 22 | 4 | 8 | 1 | 1 | 0 | 1 | 0 | 0 | 0 | 4 | 7 | 1 | 0 | .462 | .500 |
| | WS: LAD vs. BOS | .143 | 5 | 14 | 0 | 2 | 0 | 0 | 0 | 0 | 0 | 0 | 0 | 4 | 6 | 0 | 0 | .333 | .143 |
| 2019 | NLDS: LAD vs. WAS | .125 | 5 | 8 | 1 | 1 | 0 | 0 | 0 | 0 | 0 | 0 | 0 | 3 | 4 | 0 | 0 | .364 | .125 |
| | Postseason Totals | .255 | 35 | 106 | 19 | 27 | 5 | 2 | 4 | 10 | 0 | 0 | 1 | 23 | 27 | 1 | 1 | .392 | .453 |
| LDS Totals | | .208 | 11 | 24 | 6 | 5 | 1 | 0 | 1 | 3 | 0 | 0 | 0 | 6 | 7 | 0 | 0 | .367 | .375 |
| LCS Totals | | .341 | 12 | 41 | 9 | 14 | 2 | 2 | 2 | 4 | 0 | 0 | 0 | 9 | 9 | 1 | 0 | .460 | .634 |
| WS Totals | | .195 | 12 | 41 | 4 | 8 | 2 | 0 | 1 | 3 | 0 | 0 | 0 | 8 | 11 | 0 | 1 | .340 | .317 |

Career Single-Game Bests

Most Hits: 4 (4x), last: June 27, 2019 at COL

Most RBI: 6, July 15, 2016 at ARI

Most Home Runs: 2 (2x), last: Sept 2, 2019 vs. COL

Most Runs Scored: 4, April 28, 2018 at SF

Most Stolen Bases: 2 (6x), last: June 25, 2019 at ARI

Most Walks: 4, May 2, 2017 vs. SF

Longest Hitting Streak: 7 games (6x), last: June 22-28, 2019

Grand Slams: 3, last: July 1, 2017 at SD (Stammen)

Career Fielding Record

| Position | PCT | G | PO | A | E | TC | DP |
|--------------|------|-----|-----|-----|----|-----|----|
| Second Base | .961 | 65 | 74 | 98 | 7 | 179 | 31 |
| Third Base | .933 | 25 | 8 | 20 | 2 | 30 | 0 |
| Shortstop | .956 | 215 | 235 | 507 | 34 | 776 | 82 |
| Left Field | .989 | 128 | 181 | 7 | 2 | 190 | 1 |
| Center Field | .989 | 119 | 185 | 3 | 2 | 190 | 0 |
| Right Field | .667 | 3 | 2 | 0 | 1 | 3 | 0 |

Career Transactions

- June 5, 2012: Drafted by the Seattle Mariners in the 5th round of the 2012 amateur draft. Player signed June 12, 2012.
- June 19, 2016: Traded by the Seattle Mariners to the Los Angeles Dodgers for Zach Lee.

Injured List

- April 4-18, 2015 (fractured right wrist)
- July 15 - August 20, 2019 (left forearm fracture)



Blake

TREINEN

RHP | 49

@Dodgers

Bats: Right **Throws:** Right

Height: 6-5 **Weight:** 225

Opening Day Age: 31

Born: June 30, 1988 in Wichita, KS

Resides: Bellevue, WA

Acquired: Signed as a free agent on December 14, 2019

ML Service: 6.065

MLB Debut: April 12, 2014



Career Highlights

- * The Kansas native enters his first season with Los Angeles after compiling a 26-22 record with a 2.97 ERA (132 ER/400.0 IP) in 345 career games (seven starts) across six seasons with Washington (2014-17) and Oakland (2017-19)
- * As a reliever, he has gone 25-19 with a 2.97 ERA (120 ER/364.0 IP) in 338 games, striking out 375 batters against 148 walks while posting a 1.28 WHIP
- * Has made seven career starts, all in 2014, posting a 1-3 record with a 3.00 ERA (12 ER/36.0 IP) in that role... transitioned to a full-time reliever in 2015
- * Recorded a career-best 24.0 scoreless inning streak from August 25, 2018 to April 2, 2019
- * Made his Major League debut on April 12, 2014 against Atlanta, as a member of the Washington Nationals, tossing 2.0 scoreless relief innings while allowing two hits and striking out a batter
- * Earned his first career win on June 28, 2014 at Chicago-AL, after allowing two earned runs on four hits in 5.0 innings
- * Picked up his first career save on July 27, 2016, recording the final two outs of the game against Cleveland on only four pitches
- * Has a career 1-1 record with a 9.64 ERA (5 ER/4.2 IP) in four career postseason appearances
- * Selected by the A's in the seventh round of the 2011 First-Year Player Draft out of South Dakota State

Year-By-Year

2019

- * Went 6-5 with a 4.91 ERA (32 ER/58.2 IP) in 57 games, striking out 59 batters against 37 walks while posting a 1.62 WHIP
- * Finished the season tied for 12th among American League pitchers in saves, converting 16 of 21 save opportunities
- * His six wins tied for fifth most among American League relievers

Held opponents to a .257 average, including a .259 mark against right-handed batters and a .254 batting average against lefties...had 12 relief appearances of more than 1.0 inning, including four outings of 2.0 innings... went 0-2 with three saves and a 3.20 ERA (7 ER/19.2 IP) in appearances of 1.1 or more innings...was placed on the 10-Day IL with a strained right shoulder from June 23 to July 3

2018

- * Went 9-2 with a career-high 38 saves, a career-low 0.78 ERA (7 ER/80.1 IP) and a career-high 100 strikeouts
- * Led American League relievers in ERA and win percentage (.818) and ranked among leaders in saves (3rd), wins (2nd), innings pitched (5th, 80.1), strikeouts (5th) and WHIP (2nd, 0.83)
- * Became the first pitcher in Major League history to save 30 games, compile an ERA under 1.00 and strikeout 100 batters...the ERA was the lowest in Major League history among pitchers with 80 or more innings since the earned run became an official stat (1912 in NL, 1913 in AL)

Was named Major League Relief Pitcher of the Year by Baseball Digest and was named as the reliever on the Baseball America All-Star Team...was named to his first All-Star Game after going 5-2 with 24 saves and a 0.94 ERA (5 ER/48.0 IP) in 40 first-half games...limited right-handed batters to a .124 batting average, the best mark

among Major League relievers (min. 50.0 IP)... his .192 opponent's batting average against lefties ranked 19th among American League relievers... his overall .158 opponent's batting average was fourth-best among American League relief pitchers

2017

* Combined to go 3-6 with 16 saves and a 3.94 ERA (33 ER/75.2 IP) in 72 games with Washington and Oakland

* Was acquired by Oakland from Washington in the Sean Doolittle/Ryan Madson trade on July 16 ...went 3-4 with a 2.13 ERA in 35 appearances with Oakland and his ERA was third lowest in the American League among pitchers with more than 35 innings from July 17 through the end of the season

* Converted 16-of-21 (76.2%) save opportunities and tied for third among Major League relievers in grounded into double plays (12)... 11 of his 12 GDP were against righties

Yielded a .274 opponents batting average, including .252 against right-handed hitters and .302 against left-handers...tossed a season-high 2.0 innings May 2 against Arizona, his first of seven games of two or more innings...had surgery to remove a cyst on his right middle finger Oct. 6...the surgery was performed by Dr. McPherson Beall in Portland, Oregon

2016

* Pitched in a career-high 73 games, posting a 4-1 record with a save and a 2.28 ERA (17 ER/67.0 IP) while allowing a career-low 51 hits and striking out 64 batters

* Ranked among National League relievers in ERA (8th), holds (12th, 22) and games played (T-12th)

* Led NL relievers and ranked third in the majors in ground ball percentage (66.5%)...induced 17 double plays, which was the most in the majors among relievers

Recorded a 0.68 ERA with 14 strikeouts, four walks, 10 hits and seven holds in his final 15 games of the regular season...tossed 16.1 consecutive scoreless innings from May 15 to June 24...recorded his first career save, June 27 at Cleveland (0.2 IP)...made his first appearance in the postseason...earned the win in Game 2 of the NLDS against Los Angeles (1.1 IP, 2 SO)

2015

* Made his first Opening Day roster in his first full season as a reliever, going 2-5 with a 3.86 ERA (29 ER/67.2 IP) while posting a 1.39 WHIP and striking out 65 batters

* Induced ground balls at a rate of 63.8 percent (5th in NL) and ranked 11th in the majors in fastball velocity (96.4 mph)

Held right-handed batters to a .187/.276/.216 line while surrendering just two extra base hits (double, home run) in 134 at bats...was optioned to Triple-A Syracuse July 20 and recalled Aug. 6...struck out 14 in 12.0 scoreless innings of relief spanning five games...upon his return to Washington, tossed scoreless relief in next 12 games (13.0 IP)...struck out 12, walked two and posted a 0.69 WHIP over that stretch

2014

* Enjoyed six separate stints with the Nationals in 2014 despite never having pitched above Double-A entering the 2014 season

* Was 1-3 with a 3.00 ERA in seven starts for Washington

Made his Major League debut April 12 at Atlanta with 2.0 scoreless innings...tossed 5.0 innings of two-run ball to earn his first career win on June 28 at Chicago-NL (G2)...went 8-2 with a 3.35 ERA in 16 International League starts for Triple-A Syracuse...fanned 7.1 batters per nine innings and walked just 2.2 batters per nine innings at Triple-A

2013

Combined on a 3.47 ERA in 23 games (22 starts) for Double-A Harrisburg and short-season Single-A Auburn in his third professional season...struck out 93 batters in 124.2 innings...was traded to Washington in a three-team, five-player deal prior to the 2013 season

2012

Began his conversion to a starting role, going 6-6 with a 4.70 ERA in 15 starts for Stockton of the Single-A California League...struck out a career-best 10 on June 12 vs. Bakersfield...posted a 2.08 ERA in nine relief appearances, fanning 14 in 13.0 innings out of the bullpen...registered a 4.0 strikeout-to-walk ratio (92 SO, 23 BB)

2011

Posted a win, two saves, a 3.67 ERA and allowed only one homer in his 30.0-inning pro debut with Burlington of the Single-A Midwest League and the Athletics' Arizona Rookie League club

Personal

Blake M. Treinen...he and his wife, Kati, have two children...pitched collegiately as a walk-on and graduated from South Dakota State University...went 10-4 with a 4.46 ERA in 25 career starts spanning two seasons (2010-11) for the Jackrabbits...struck out 9.4 batters per 9.0 innings at SDSU...before his arrival in Brookings, SD, studied at the University of Arkansas and Baker (KS) University...was member of Baker's JV squad...attempted to try out at Arkansas, but school did not have a program for walk-ons...was forced to sit out 2009 campaign while transferring from Arkansas to South Dakota State...graduated from Osage City (KS) High School ...during 2016 Spring Training, garnered attention as the subject of a clue on "Jeopardy," The Nationals' Blake Treinen hit 100 miles per hour with this type of pitch that gets its name from its downward motion (answer: "What is a sinker?")

Career Pitching Record

| Year | Team | W-L | ERA | G | GS | CG | SHO | SV | IP | H | R | ER | HR | HB | BB | SO | WP | BK | AVG |
|-----------------------|---------------|-------|------|-----|----|----|-----|----|-------|-----|-----|-----|----|----|-----|-----|----|------|------|
| 2011 | Burlington | 1-1 | 3.67 | 18 | 0 | 0 | 0 | 2 | 27.0 | 20 | 13 | 11 | 1 | 1 | 7 | 29 | 2 | 0 | .202 |
| | AZL Athletics | 0-0 | 0.00 | 3 | 0 | 0 | 0 | 0 | 3.0 | 3 | 0 | 0 | 0 | 0 | 1 | 7 | 0 | 0 | .250 |
| 2012 | Stockton | 7-7 | 4.37 | 24 | 15 | 1 | 0 | 0 | 103.0 | 116 | 60 | 50 | 11 | 4 | 23 | 92 | 5 | 0 | .278 |
| | Harrisburg | 6-7 | 3.64 | 21 | 20 | 0 | 0 | 0 | 118.2 | 125 | 54 | 48 | 9 | 4 | 33 | 86 | 8 | 1 | .269 |
| 2013 | Auburn | 0-0 | 0.00 | 2 | 2 | 0 | 0 | 0 | 6.0 | 1 | 0 | 0 | 0 | 0 | 7 | 0 | 0 | .056 | |
| | WASHINGTON | 2-3 | 2.49 | 15 | 7 | 0 | 0 | 0 | 50.2 | 57 | 17 | 14 | 1 | 2 | 13 | 30 | 1 | 0 | .286 |
| 2014 | Syracuse | 8-2 | 3.35 | 16 | 16 | 0 | 0 | 0 | 80.2 | 78 | 34 | 30 | 4 | 4 | 20 | 64 | 2 | 0 | .253 |
| | WASHINGTON | 2-5 | 3.86 | 60 | 0 | 0 | 0 | 0 | 67.2 | 62 | 32 | 29 | 4 | 2 | 32 | 65 | 4 | 0 | .254 |
| 2015 | Syracuse | 0-0 | 0.00 | 5 | 0 | 0 | 0 | 0 | 12.0 | 6 | 0 | 0 | 0 | 0 | 1 | 14 | 3 | 0 | .143 |
| | WASHINGTON | 4-1 | 2.28 | 73 | 0 | 0 | 0 | 1 | 67.0 | 51 | 19 | 17 | 5 | 0 | 31 | 63 | 1 | 0 | .224 |
| 2017 | OAKLAND | 3-4 | 2.13 | 35 | 0 | 0 | 0 | 13 | 38.0 | 32 | 11 | 9 | 3 | 2 | 12 | 42 | 3 | 0 | .225 |
| | WASHINGTON | 0-2 | 5.73 | 37 | 0 | 0 | 0 | 3 | 37.2 | 48 | 24 | 24 | 3 | 3 | 13 | 32 | 1 | 0 | .320 |
| 2018 | OAKLAND | 9-2 | 0.78 | 68 | 0 | 0 | 0 | 38 | 80.1 | 46 | 12 | 7 | 2 | 1 | 37 | 59 | 1 | 0 | .158 |
| 2019 | OAKLAND | 6-5 | 4.91 | 57 | 0 | 0 | 0 | 16 | 58.2 | 58 | 33 | 32 | 9 | 1 | 37 | 59 | 1 | 0 | .257 |
| | Las Vegas | 1-0 | 27.0 | 1 | 0 | 0 | 0 | 0 | 1.0 | 4 | 3 | 3 | 2 | 0 | 0 | 0 | 0 | 0 | .667 |
| Major League- 6 years | | 23-17 | 3.64 | 90 | 53 | 1 | 0 | 2 | 351.1 | 353 | 164 | 142 | 27 | 13 | 85 | 299 | 20 | 1 | .258 |
| Minor League-6 years | | 26-22 | 2.97 | 345 | 7 | 0 | 0 | 71 | 400.0 | 354 | 148 | 132 | 27 | 11 | 159 | 391 | 17 | 62 | .239 |

Career Postseason Pitching Record

| Year | Team | W-L | ERA | G | GS | CG | SHO | SV | IP | H | R | ER | HR | HBP | BB | SO | WP | BK |
|-------------------|-------------------|-----|-------|---|----|----|-----|----|-----|---|---|----|----|-----|----|----|----|----|
| 2016 | NLDS: WAS vs. LAD | 1-1 | 6.75 | 3 | 0 | 0 | 0 | 0 | 2.2 | 3 | 2 | 2 | 0 | 1 | 0 | 5 | 0 | 0 |
| 2018 | ALWC: OAK vs. NYY | 0-0 | 13.50 | 1 | 0 | 0 | 0 | 0 | 2.0 | 2 | 3 | 3 | 1 | 0 | 2 | 0 | 0 | 0 |
| Postseason Totals | | 1-1 | 9.64 | 4 | 0 | 0 | 0 | 0 | 4.2 | 5 | 5 | 5 | 1 | 1 | 2 | 5 | 0 | 0 |
| LWC Totals | | 0-0 | 13.50 | 1 | 0 | 0 | 0 | 0 | 2.0 | 2 | 3 | 3 | 1 | 0 | 2 | 0 | 0 | 0 |
| LDS Totals | | 1-1 | 6.75 | 3 | 0 | 0 | 0 | 0 | 2.2 | 3 | 2 | 2 | 0 | 1 | 0 | 5 | 0 | 0 |

Career Single-Game Bests

| | | | |
|----------------------------------|----------------------------|-------------------------|--|
| Low-Hit Complete Game: | None | Most Strikeouts: | 6, May 14, 2015 at SD |
| Most Innings Pitched - Starter: | 6.0 IP, June 7, 2014 at SD | Most Walks: | 5, May 22, 2014 at PIT |
| Most Innings Pitched - Reliever: | 5.0 IP, May 14, 2015 at SD | Longest Winning Streak: | 4 games, July 20 - August 1, 2019 |
| Most Earned Runs Allowed: | 5, August 24, 2016 vs. BAL | Longest Losing Streak: | 4 games, August 16 - September 5, 2017 |

Career Fielding Record

| Position | PCT | G | PO | A | E | TC | DP |
|----------|------|-----|----|----|---|----|----|
| Pitcher | .922 | 345 | 24 | 59 | 7 | 90 | 3 |

Career Transactions

- June 7, 2011: Drafted by the Oakland Athletics in the 7th round of the 2011 amateur draft. Player signed June 14, 2011.
- January 16, 2013: Traded as part of a 3-team trade by the Oakland Athletics with a player to be named later and A.J. Cole to the Washington Nationals. The Seattle Mariners sent John Jaso to the Oakland Athletics. The Washington Nationals sent Mike Morse to the Seattle Mariners. The Oakland Athletics sent Ian Krol (March 20, 2013) to the Washington Nationals to complete the trade.
- July 16, 2017: Traded by the Washington Nationals with Jesus Luzardo and Sheldon Neuse to the Oakland Athletics for Sean Doolittle and Ryan Madson.
- December 2, 2019: Granted Free Agency.
- December 14, 2019: Signed a one-year contract with Los Angeles.

Injured List

- June 23 – July 3, 2019 (shoulder strain)



Justin

TURNER

IF | 10

@redturn2

Bats: Right **Throws:** Right
Height: 5-11 **Weight:** 202
Opening Day Age: 35
Born: November 23, 1984 in Long Beach, CA
Resides: Studio City, CA
Acquired: Signed as a free agent on February 6, 2014
ML Service: 9.045
MLB Debut: September 8, 2009



Career Summary

- * Enters his 12th big league season and has posted a .292/.367/.470 slash line with 120 home runs and 472 RBI in 1072 career games with Baltimore (2009-10), New York-NL (2010-13) and Los Angeles (2014-19)
- * Has a .309 career batting average with runners in scoring position, the 14th best mark among active players (min. 600 PA)...also has a .307 average with runners on base
- * Has spent the majority of his career at third base (722 G, 649 GS, .967 fielding pct.), but has also appeared at first base (39 G, 25 GS, .987 fielding percentage), second base (133 G, 103 GS, .977 fielding pct.), shortstop (46 G, 30 GS, .958 fielding pct.) and left field (1 G)...among active third basemen (min. 500 G), ranks fifth in fielding percentage
- * Since joining the Dodgers in 2014, Turner ranks among National League leaders in batting average (.302, 5th), on-base percentage (.381, 8th) and slugging percentage (.506, 11th)...among all-time Los Angeles hitters (min. 2000 PA), ranks fifth in average, fifth in OBP and sixth in SLG entering 2020
- * In 54 career postseason games, has posted a .310/.411/.520 slash line with 13 doubles and nine home runs...his 35 postseason RBI are the most in Dodger Postseason history...drove in 14 runs during the 2017 Postseason, which is the most-ever runs driven in by a Dodger in a single Postseason...holds a Dodger franchise record by reaching base safely in 15 consecutive postseason games from Oct. 9, 2015-Oct. 20, 2016...his .411 career OBP ranks 22nd all-time in Major League Postseason history
- * Recognized as the Dodgers' 2017 and 2019 Roy Campanella Award winner, which is given to the Dodger player who best exemplifies the spirit and leadership of the late Hall of Fame catcher, and is voted on by Dodger players and coaches
- * Selected as the Dodgers' nominee for the Roberto Clemente Award in both 2017 and 2018
- * Made his Major League debut as a pinch-hitter on Sept. 8, 2009 with Baltimore at Boston and struck out against Clay Buchholz in his first at-bat...recorded his first big league hit at New York-AL with a single off Michael Dunn on September 11, 2009 (occurred at 1:17 a.m. on September 12, following a 2:34 delay)
- * Hit his first big league home run on May 15, 2011 as a Met at Houston off Aneury Rodriguez
- * Selected by the Cincinnati Reds in the seventh round of the 2006 First-Year Player Draft

Year-By-Year

2019

- * Slashed .290/.372/.509 with 24 doubles, 27 homers and 67 RBI across 135 games, his most since 2016
 - * Finished the season with 40 multi-hit games, trailing Cody Bellinger's team-leading 45 multi-hit efforts
 - * Matched a career high with 27 home runs on the season, reaching the mark in 16 fewer games than his 2016 campaign (151)
- Set a new career high with 80 runs scored and notched his highest fielding percentage with a .973 clip at the hot corner...launched 10 homers and drove in 19 to tally a .330/.389/.680/1,069 line in August for his most homers in a calendar month...ranked fourth among Major League third baseman with a .973 fielding percentage (8E/1023.2) at the hot corner...appeared in all five Postseason games, posting a

.286 average (6-for-21) with a pair of doubles and homers, five RBI and three runs scored...hit safely in four of five Postseason games to cap his Postseason hit streak at 13 straight consecutive NLDS contests...after launching his eighth and ninth Postseason home runs in Games 3 and 4 of the NLDS, he trails just Duke Snider (11) and Steve Garvey (10) in Dodger franchise Postseason homers...since 2015, his nine Postseason round-trippers are the most in the NL...recipient of the Dodgers' 2019 Roy Campanella Award for the second time in his career...he joins Chase Utley and Clayton Kershaw as the third Dodger to receive the accolade twice

2018

* Posted a .312/.406/.518 slash line with 62 runs, 31 doubles, one triple, 14 home runs and 53 RBI despite being limited by injuries to 103 games...the Dodgers went 63-40 when Turner appeared in a game

* Drew 47 walks and was hit by a team-leading 12 pitches, while striking out 54 times

* Among hitters with 400 or more PA, ranked fifth in batting average, fourth in OBP and ninth in OPS (.924)

Dominated left-handed pitchers, hitting .336 (40-for-119) with 15 doubles, one triple, four homers and 17 RBI along with a 1.028 OPS...posted the fifth best batting average against southpaws in the National League, while his OPS ranked fourth on the Senior Circuit...posted .962 fielding percentage (10 E/777.0 INN) at third base, which was the 10th best fielding percentage among big league third basemen (min. 750.0 INN)...in 55 games following the All-Star break, he ranked among big league leaders in batting average (.356, 2nd), OBP (.447, 3rd), SLG (.619, 5th), OPS (1.066, 4th), doubles (24, 2nd), extra-base hits (34, 8th) and hit by pitches (8, T-4th)...finished with the sixth best OPS in franchise history post All-Star break, trailing just Manny Ramirez (1.232, 2008), Mike Piazza (1.147, 1997), Duke Snider (1.132, 1953), Adrian Beltre (1.106, 2004) and Shawn Green (1.071, 2001)...voted the National League Player of the Month for August after batting .402 (39-for-97) with 22 runs, 11 doubles, one triple, six home runs, 20 RBI and a stolen base across 25 August games to claim his first career NL Player of the Month Award, and second monthly award overall after earning NL Rookie of the Month honors in May 2011...became just the seventh player in franchise history to bat .400-or-better with at least 18 extra-base hits in a single calendar month, joining Hall of Famers Jackie Robinson (May 1949) and Zack Wheat (August 1925), as well as Del Bissonette (May 1930), Babe Herman (July 1930, July 1929) and John Frederick (May 1929)...batted .464 (26-for-56) during a 14-game hitting streak from Aug. 4-20...tied for the second-longest streak of his career...collected his fourth career walk-off hit with a game-winning RBI double on August 25 against the Padres...appeared in all 16 of the Dodgers' Postseason games, going 20-for-67 (.299) with a .373 OBP, three doubles, a homer and four RBI...hit .333 (8-for-24) in the World Series vs. Boston...named the clubs' 2018 nominee for the prestigious Roberto Clemente Award, the most prominent individual player award bestowed by MLB...was selected as the Dodgers' nominee for a second consecutive season...opened the season on the DL after he was hit by a pitch during a Spring Training game vs. Oakland on March 19, sustaining a small non-displaced fracture of his left wrist...returning to the Dodger lineup on May 15...also placed on DL from July 23-Aug. 2 with a right groin strain

2017

* First time All-Star posted a .322/.415/.530 slashline with 72 runs, 32 doubles, 21 home runs and 71 RBI in 130 games...finished third in the National League in batting average (5th, NL), while also ranking second in OBP (4th, NL) and eighth in OPS (.945)

* His .380 batting average (54-for-142) against left-handed pitchers ranked fourth in the big leagues, while he led the Majors in OBP (.477) and ranked third in OPS (1.181)

* Went 30-for-100 (.300) with RISP and batted .319 (65-for-204) with runners on base, which ranked 18th in the National League

Recorded a team-high tying 42 multi-hit games, which also tied for 16th in the NL...also ranked ninth in the senior circuit with a 5.5 WAR, according to Fangraphs.com...finished eighth in the National League MVP voting...selected to his first All-Star game, earning the spot via MLB's Final Vote, tallying an all-time record of 20.8 million votes during the four-day balloting...prior to the All-Star break, he led the Majors (min. 200 AB) with a .377 batting average and a .473 OBP in 65 games, while recording 17 doubles, 10 homers, 37 RBI, 28 multi-hit games (T-7th, NL) and a 1.056 OPS (3rd, NL)...his OBP ranked 13th best at the All-Star break since 1969 in the NL...recognized as the Dodgers' Roy Campanella Award winner, which is given to the Dodger player who best exemplifies the spirit and leadership of the late Hall of Fame catcher, and is voted on by Dodger players and coaches...also was the club's nominee for the Roberto Clemente Award...capped off a career-high 16-game hitting streak from April 13-30, hitting .433 (26-for-60) with six doubles, one home run and nine RBI along with a 1.083 OPS...appeared in all 15 postseason games for the Dodgers and posted a .286 (16-for-56)/.420/.536 slashline with eight runs, two doubles, four homers and 14 RBI...drove in the most runs in a single postseason in Dodger history, while his four longballs tied for second most by a Dodger in a single postseason...named NLCS co-MVP with teammate Chris Taylor...placed on the 10-day disabled list from May 19-June 9 with a right hamstring strain

2016

* Batted .275 and posted career-highs in hits (153), walks (48), doubles (34), triples (3), homers (27), RBI (90) and games played (151).

* Ranked 12th in the NL with a .305 batting average vs. right-handed pitchers (117-for-384), with 22 of his 27 homers coming off righties

Hit .325 with runners in scoring position – the 13th-best mark in the NL – and hit .300 with runners on base (76-for-253...got off to a slow start, but posted a .307/.356/.577 slashline over his final 91 games after June 13, going 108-for-352 with 25 doubles, 22 homers and 69 RBI...in that span, ranked among the NL leaders in average (15th), doubles (10th), homers (T-6th), slugging percentage (5th) and RBI (T-3rd)...hit only .221 (45-for-204) during his first 60 games through June 12...was a Gold Glove finalist and ranked fourth among NL third basemen with a .972 fielding percentage...appeared in 144 games (138 starts) at third base and one game at first base...reached base safely in 10 of 11 postseason games, posting .286/.457/.514 slashline...went 10-for-35 with six runs, a triple, two homers and eight RBI...slugged his first career postseason home run with a two-run shot in the third inning in Game 1 of the NLDS...selected as a finalist for the Players Choice Award for Marvin Miller Man of the Year honors

2015

* Batted .294 with 26 doubles, a triple, 16 homers and 60 RBI, tying a career high with 113 hits (also: 2011) and setting career-best marks in home runs and RBI...ranked 12th in the NL (min. 350 AB) with a .370 on-base percentage and placed 13th with a .491 slugging percentage

* Hit .356 with runners on base (58-for-163) and batted .322 (29-for-90) with RISP

* Posted a .963 fielding percentage, appearing at all four infield positions – 10 games (six starts) at first base, five games (three starts) at second base, 100 games (88 starts) at third base and one start at shortstop

Hit safely in all five postseason games (four multi-hit games), going 10-for-19 (.526) with two runs scored, six doubles and four RBI in the NLDS vs. New York...his six doubles tied for the most ever by any player in a single postseason series along with the Yankees' Hideki Matsui (2004 ALCS) and the Tigers' Pete Fox (1934 World Series)...his 10 hits were the most by a Dodger in a postseason series since Steve Garvey's 10 in the 1981 World Series and tied for the second most in a postseason series in franchise history...placed on the DL from July 31-Aug. 13 with a right thigh skin infection...on Oct. 22, had arthroscopic surgery on his left knee to clean up loose bodies, performed by Dr. Neal ElAttrache

2014

* Set career marks in batting average (.340), on-base percentage (.404) and slugging percentage (.493, T-1st with 2016) in 109 games with the Dodgers...led National Leaguers (min. 250 AB) in batting average and ranked third in on-base percentage

* Was 26-for-62 (.419) with runners in scoring position, the best mark among Major Leaguers (min. 50 AB w/ RISP)

As a pinch hitter, hit .400 (12-for-30) with three doubles and 10 RBI...was the second-best average for a pinch hitter in franchise history, behind Jeff Treadway's .481 mark in 1994 (min. 25 PA)...made the club's roster as a non-roster invitee and was the Dodgers' Opening Day second baseman against the D-backs on March 22 in the Opening Series in Australia...placed on the DL from June 29-July 18 with a left hamstring strain...appeared in two games in the NLDS against St. Louis

2013

Hit .280 (56-for-200) in 86 games for New York-NL...had multi-hit performances in 16 of his 38 starts...made his first career appearance in the outfield on May 8 vs. Chicago-AL...played left field after entering the game as a pinch hitter in the eighth inning...made one trip to the 15-day disabled list, June 17-July 22, with a left intercostal strain

2012

Spent his first full season in the Majors and batted .269 with two homers and 19 RBI in 94 games for the Mets...batted .293 with runners in scoring position (12-for-41)...made one trip to the 15-day disabled list, May 29-June 16, with a sprained right ankle

2011

Recalled from Triple-A Buffalo of the International League on April 19 and remained with the Mets for the remainder of the season...finished fourth among National League rookies in RBI, hits and runs scored, second in doubles, third in walks and fourth in extra-base hits (34)...reached safely (via hit, walk or hit-by-pitch) at least once in 28 straight games from June 1-July 6, the longest single season streak by a rookie in Mets team history...became the first Mets player to win NL Rookie of the Month, capturing the award for May...set a Mets rookie record with at least one RBI in seven consecutive games from May 14-21 (12 RBI)...hit his first Major League home run on May 15 at Houston off Aneurys Rodriguez...had a career-high 11-game hitting streak from Aug. 26-Sept. 11

2010

Started the year with the Orioles...was claimed by the Mets on May 25...combined to appear in nine big league games (1-for-17)...finished fifth in the International League with a .316 (125-for-396) combined batting average in 101 games with Norfolk and Buffalo...went 6-for-6 and hit for the cycle vs. Rochester in the last game of the season on September 6...scored four runs...became the first Bisons' player to collect six hits in a game in the modern era

2009

Saw his first big league action in his first season in the Baltimore organization, but spent the majority of the season at Triple-A Norfolk...made his Major League debut on Sept. 8 as a pinch hitter at Boston and struck out against Clay Buchholz in his first at-bat...recorded his first big league hit at New York-AL on September 11, (occurred at 1:17 a.m., on September 12) a single off Michael Dunn following a 2:34 delay...led the Triple-A Norfolk in games played (108) and hits (116), and finished second in doubles (28) and runs scored (54)...his .300 batting average was good for 10th in the International League

2008

Split the season between Advanced-A Sarasota of the Florida State League and Double-A Chattanooga of the

Southern League, batting a combined .298 with eight homers and 53 RBI...traded by the Reds with Brandon Waring and Ryan Freel to the Orioles for Ramon Hernandez and cash on Dec. 9

2007

Batted a combined .307 with 10 home runs, 59 RBI and 12 stolen bases in 123 games with Single-A Dayton of the Midwest League and Single-A Sarasota of the Florida State League...selected as Midwest League mid- and post-season All-Star, finishing second in the league in hits and third in batting average

2006

Finished fourth in the Pioneer League with a .338 batting average, while posting a .411 on-base percentage, six homers and 41 RBI in 60 games in his first professional season...was named to the Pioneer League postseason All-Star team

Personal

Justin Matthew Turner...married to Kourtney...in recognition of his impact on the local community, the Los Angeles City Council proclaimed Tuesday, January 22, 2019 as Justin Turner Day in Los Angeles...along with Kourtney, in 2016, he founded the Justin Turner Foundation, whose mission is to support homeless veterans and children (and their families) battling life-altering illnesses...has held an annual charity tournament since 2016...has been an active participant in the team's community efforts during his time in Los Angeles...is a frequent visitor to the Los Angeles Dream Center and has made numerous trips to children's hospitals to visit with patients...played at Cal State-Fullerton...was a member of the 2004 College World Series champions...named to the College World Series All-Tournament team as a shortstop as a freshman, and a second baseman in his senior year...graduated from Mayfair High School (CA) in 2002, where he played baseball...was named League MVP his senior year...selected by the Cincinnati Reds in the seventh round of the 2006 First-Year Player Draft.

| | | Career Batting Record | | | | | | | | | | | | | | | | | | | |
|------------------------|------------------|------------------------------|------|------|-----|-----|-----|----|-----|-----|----|----|----|-----|-----|----|----|------|------|----|--|
| Year | Team | AVG | G | AB | R | H | 2B | 3B | HR | RBI | SH | SF | HP | BB | SO | SB | CS | OBP | SLG | E | |
| 2006 | Billings | .338 | 60 | 231 | 53 | 78 | 16 | 3 | 6 | 41 | 0 | 2 | 7 | 23 | 38 | 12 | 2 | .411 | .511 | 8 | |
| 2007 | Sarasota | .200 | 6 | 20 | 2 | 4 | 0 | 0 | 0 | 0 | 0 | 0 | 0 | 1 | 2 | 0 | 0 | .238 | .200 | 0 | |
| | Dayton | .311 | 117 | 466 | 70 | 145 | 25 | 4 | 10 | 59 | 0 | 2 | 9 | 39 | 72 | 12 | 8 | .374 | .446 | 14 | |
| 2008 | Chattanooga | .289 | 78 | 280 | 45 | 81 | 14 | 1 | 8 | 42 | 3 | 6 | 1 | 33 | 54 | 2 | 1 | .359 | .432 | 8 | |
| | Sarasota | .316 | 33 | 136 | 23 | 43 | 8 | 1 | 0 | 11 | 0 | 0 | 3 | 12 | 19 | 3 | 1 | .384 | .390 | 1 | |
| 2009 | BALTIMORE | .167 | 12 | 18 | 2 | 3 | 0 | 0 | 0 | 3 | 0 | 0 | 4 | 3 | 0 | 0 | 0 | .318 | .167 | 0 | |
| | Norfolk | .300 | 108 | 387 | 54 | 116 | 28 | 0 | 2 | 43 | 4 | 8 | 8 | 34 | 37 | 9 | 4 | .362 | .388 | 21 | |
| 2010 | BALTIMORE | .000 | 5 | 9 | 0 | 0 | 0 | 0 | 0 | 0 | 0 | 0 | 0 | 3 | 0 | 0 | 0 | .000 | .000 | 0 | |
| | NEW YORK (NL) | .125 | 4 | 8 | 1 | 1 | 0 | 0 | 0 | 0 | 0 | 0 | 1 | 0 | 0 | 0 | 0 | .222 | .250 | 0 | |
| | Buffalo | .333 | 78 | 312 | 58 | 104 | 22 | 1 | 11 | 35 | 4 | 2 | 6 | 24 | 38 | 5 | 3 | .390 | .516 | 10 | |
| | Norfolk | .250 | 23 | 84 | 11 | 21 | 8 | 0 | 1 | 8 | 1 | 1 | 0 | 9 | 13 | 2 | 0 | .319 | .381 | 3 | |
| 2011 | NEW YORK (NL) | .260 | 117 | 435 | 49 | 113 | 30 | 0 | 4 | 51 | 2 | 1 | 10 | 39 | 59 | 7 | 2 | .334 | .356 | 13 | |
| | Buffalo | .300 | 10 | 40 | 6 | 12 | 3 | 2 | 0 | 2 | 0 | 0 | 2 | 2 | 6 | 0 | 0 | .364 | .475 | 2 | |
| 2012 | NEW YORK (NL) | .269 | 94 | 171 | 20 | 46 | 13 | 1 | 2 | 19 | 0 | 1 | 4 | 9 | 24 | 1 | 1 | .319 | .392 | 2 | |
| | Buffalo | .250 | 2 | 8 | 0 | 2 | 0 | 0 | 0 | 0 | 0 | 0 | 0 | 0 | 0 | 0 | 0 | .250 | .250 | 0 | |
| | NEW YORK (NL) | .280 | 86 | 200 | 12 | 56 | 13 | 1 | 2 | 16 | 1 | 1 | 1 | 11 | 34 | 0 | 1 | .319 | .385 | 2 | |
| | Binghamton | .400 | 4 | 15 | 5 | 6 | 2 | 0 | 0 | 1 | 0 | 0 | 1 | 1 | 2 | 0 | 0 | .471 | .533 | 1 | |
| | St. Lucie | .000 | 1 | 1 | 0 | 0 | 0 | 0 | 0 | 0 | 0 | 0 | 0 | 0 | 0 | 0 | 0 | .000 | .000 | 0 | |
| 2013 | Brooklyn | .300 | 3 | 10 | 2 | 3 | 1 | 0 | 0 | 0 | 0 | 0 | 0 | 2 | 3 | 0 | 0 | .417 | .400 | 0 | |
| | GCL Mets | .000 | 1 | 4 | 0 | 0 | 0 | 0 | 0 | 0 | 0 | 0 | 0 | 1 | 2 | 0 | 0 | .200 | .000 | - | |
| | LOS ANGELES | .340 | 109 | 288 | 46 | 98 | 21 | 1 | 7 | 43 | 0 | 2 | 4 | 28 | 58 | 6 | 1 | .404 | .493 | 12 | |
| | Rancho Cucamonga | .200 | 2 | 5 | 1 | 1 | 0 | 0 | 0 | 0 | 0 | 0 | 0 | 2 | 0 | 0 | 0 | .429 | .200 | 0 | |
| 2015 | LOS ANGELES | .294 | 126 | 385 | 55 | 113 | 26 | 1 | 16 | 60 | 1 | 4 | 13 | 36 | 71 | 5 | 2 | .370 | .491 | 11 | |
| 2016 | LOS ANGELES | .275 | 151 | 556 | 79 | 153 | 34 | 3 | 27 | 90 | 0 | 8 | 10 | 48 | 107 | 4 | 1 | .339 | .493 | 9 | |
| | LOS ANGELES | .322 | 130 | 457 | 72 | 147 | 32 | 0 | 21 | 71 | 1 | 7 | 19 | 59 | 56 | 7 | 1 | .415 | .530 | 8 | |
| 2017 | Rancho Cucamonga | .333 | 1 | 3 | 0 | 1 | 0 | 0 | 0 | 1 | 0 | 0 | 0 | 0 | 0 | 0 | 0 | .333 | .333 | 0 | |
| | LOS ANGELES | .312 | 103 | 365 | 62 | 114 | 31 | 1 | 14 | 52 | 0 | 2 | 12 | 47 | 54 | 2 | 1 | .406 | .518 | 10 | |
| 2018 | Rancho Cucamonga | .000 | 2 | 6 | 0 | 0 | 0 | 0 | 0 | 0 | 0 | 0 | 0 | 1 | 0 | 0 | 0 | .143 | .000 | 0 | |
| | LOS ANGELES | .290 | 135 | 479 | 80 | 139 | 24 | 0 | 27 | 67 | 0 | 5 | 14 | 51 | 88 | 2 | 0 | .372 | .509 | 8 | |
| Major League- 11 years | | .292 | 1072 | 3371 | 478 | 983 | 225 | 8 | 120 | 472 | 5 | 31 | 87 | 333 | 557 | 34 | 10 | .367 | .470 | 75 | |
| Dodger Totals- 6 years | | .302 | 754 | 2530 | 394 | 764 | 168 | 6 | 112 | 383 | 2 | 28 | 72 | 269 | 434 | 26 | 6 | .381 | .506 | 58 | |
| Minor League-11 years | | .307 | 529 | 2008 | 330 | 617 | 127 | 12 | 38 | 243 | 12 | 21 | 37 | 184 | 286 | 45 | 19 | .372 | .439 | 68 | |

Career Postseason Batting Record

| Year | Team | AVG | G | AB | R | H | 2B | 3B | HR | RBI | SH | SF | HBP | BB | SO | SB | CS | OBP | SLG |
|-------------------|-------------------|------|----|-----|----|----|----|----|----|-----|----|----|-----|----|----|----|----|------|------|
| 2014 | NLDS: LAD vs. STL | .000 | 2 | 2 | 0 | 0 | 0 | 0 | 0 | 0 | 0 | 0 | 0 | 0 | 1 | 0 | 0 | .000 | .000 |
| 2015 | NLDS: LAD vs. NYM | .526 | 5 | 19 | 2 | 10 | 6 | 0 | 0 | 4 | 0 | 0 | 0 | 1 | 3 | 1 | 0 | .550 | .842 |
| 2016 | NLDS: LAD vs. WAS | .400 | 5 | 15 | 5 | 6 | 0 | 1 | 1 | 5 | 0 | 0 | 2 | 5 | 2 | 0 | 0 | .591 | .733 |
| | NLCS: LAD vs. ChC | .200 | 6 | 20 | 1 | 4 | 0 | 0 | 1 | 3 | 0 | 0 | 2 | 2 | 3 | 1 | 0 | .333 | .350 |
| 2017 | NLDS: LAD vs. ARI | .462 | 3 | 13 | 1 | 6 | 0 | 0 | 1 | 5 | 0 | 0 | 1 | 1 | 1 | 1 | 0 | .533 | .692 |
| | NLCS: LAD vs. ChC | .333 | 5 | 18 | 3 | 6 | 0 | 0 | 2 | 7 | 0 | 0 | 0 | 5 | 4 | 0 | 0 | .478 | .667 |
| | WS: LAD vs. HOU | .160 | 7 | 25 | 4 | 4 | 2 | 0 | 1 | 2 | 0 | 0 | 2 | 4 | 4 | 0 | 0 | .323 | .360 |
| 2018 | NLDS: LAD vs. ATL | .357 | 4 | 14 | 2 | 5 | 1 | 0 | 0 | 1 | 0 | 0 | 0 | 4 | 0 | 1 | 0 | .500 | .429 |
| | NLCS: LAD vs. MIL | .241 | 7 | 29 | 2 | 7 | 0 | 0 | 1 | 3 | 0 | 0 | 1 | 1 | 7 | 0 | 0 | .290 | .345 |
| | WS: LAD vs. BOS | .333 | 5 | 24 | 2 | 8 | 2 | 0 | 0 | 0 | 0 | 0 | 0 | 2 | 6 | 0 | 0 | .385 | .417 |
| 2019 | NLDS: LAD vs. WAS | .286 | 5 | 21 | 3 | 6 | 2 | 0 | 2 | 5 | 0 | 1 | 1 | 1 | 2 | 1 | 0 | .333 | .667 |
| Postseason Totals | | .310 | 54 | 200 | 25 | 62 | 13 | 1 | 9 | 35 | 0 | 1 | 9 | 26 | 33 | 5 | 0 | .411 | .520 |
| LDS Totals | | .393 | 24 | 84 | 13 | 33 | 9 | 1 | 4 | 20 | 0 | 1 | 4 | 12 | 9 | 4 | 0 | .485 | .667 |
| LCS Totals | | .254 | 18 | 67 | 6 | 17 | 0 | 0 | 4 | 13 | 0 | 0 | 3 | 8 | 14 | 1 | 0 | .359 | .433 |
| WS Totals | | .245 | 12 | 49 | 6 | 12 | 4 | 0 | 1 | 2 | 0 | 0 | 2 | 6 | 10 | 0 | 0 | .351 | .388 |

Career Single-Game Bests

| | | | |
|-------------------|------------------------------|-------------------------|-------------------------------------|
| Most Hits: | 5, May 26, 2019 at PIT | Most Stolen Bases: | 2, Aug. 6, 2017 at NYM |
| Most RBI: | 6, May 7, 2019 vs. ATL | Most Walks: | 3 (6x), last: July 23, 2019 vs. LAA |
| Most Home Runs: | 3, May 7, 2019 vs. ATL | Longest Hitting Streak: | 16 games, April 13-30, 2017 |
| Most Runs Scored: | 3 (11x), last: July 13, 2019 | Grand Slams: | None |

Career Fielding Record

| Position | PCT | G | PO | A | E | TC | DP |
|-------------|------|-----|-----|------|----|------|-----|
| First Base | .987 | 39 | 207 | 15 | 3 | 225 | 23 |
| Second Base | .977 | 133 | 213 | 298 | 12 | 523 | 58 |
| Third Base | .967 | 722 | 364 | 1204 | 54 | 1622 | 100 |
| Shortstop | .958 | 46 | 44 | 92 | 6 | 142 | 18 |
| Left Field | --- | 1 | 0 | 0 | 0 | 0 | 0 |

Career Transactions

- June 6, 2006: Drafted by the Cincinnati Reds in the 7th round of the 2006 amateur draft. Player signed June 26, 2006.
- December 9, 2008: Traded by the Cincinnati Reds with Brandon Waring (minors) and Ryan Freel to the Baltimore Orioles for Ramon Hernandez and cash.
- May 25, 2010: Selected off waivers by the New York Mets from the Baltimore Orioles.
- December 2, 2013: Granted Free Agency.
- February 6, 2014: Signed as a Free Agent with the Los Angeles Dodgers.
- December 23, 2016: Signed as a Free Agent with the Los Angeles Dodgers.

Injured List

- May 29-June 16, 2012 (sprained right ankle)
- June 17-July 22, 2013 (intercostal strain)
- June 29-July 18, 2014 (left hamstring strain)
- July 27-Aug. 13, 2015 (right thigh skin infection)
- May 19-June 9, 2017 (right hamstring strain)
- March 26 - May 15, 2018 (left wrist fracture)
- July 23 - Aug. 2, 2018 (right groin strain)



Julio
URÍAS LHP | 7

@theteenager7

Bats: Left **Throws:** Left
Height: 6-1 **Weight:** 225
Opening Day Age: 23
Born: Aug. 12, 1996 in Culiacan, Mexico
Resides: Culiacan, Mexico
Acquired: Signed as a non-drafted free agent on Aug. 17, 2012
ML Service: 2.117
MLB Debut: May 27, 2016



Career Summary

- * The Culiacan native enters his fifth season with Los Angeles after posting a 9-7 record with four saves and a 3.18 ERA (64 ER/184.0 IP) in 63 career big league games (28 starts)
- * Is one of eight Mexican-born pitchers to start a game for the Dodgers, joining Fernando Valenzuela, Ismael Valdez, Elmer Dessens, Esteban Loaiza, Dennys Reyes, Vicente Romo and Víctor Alvarez
- * In 28 career starts he has gone 5-5 with a 3.66 ERA (50 ER/123.0 IP), while going 4-2 with a 2.21 ERA (15 ER/61.0 IP) in 35 relief appearances
- * Made his MLB debut on May 27, 2016 with a start against the Mets, allowing three runs on five hits in 2.2 innings in a no-decision...was the 34th Dodger to make his MLB debut as a teenager since the club joined the National League in 1890 and first since Adrian Beltre, who made his debut on June 24, 1998 at the age of 19 years, 78 days...became the youngest Dodger starting pitcher at 19 years, 289 days, since Dick Calmus, who took the mound at Dodger Stadium on Aug. 23, 1963 vs. Milwaukee at 19 years, 228 days...also became the youngest Dodger to make his debut as a starting pitcher since Rex Barney (18 years, 242 days on his debut vs. Chicago-NL on Aug. 18, 1943) – Source: Stats, LLC.
- * Became the youngest Major Leaguer to make their debut since Texas’ Jurickson Profar (19 years, 195 days on Sept. 2, 2012 vs. Cleveland) and the youngest starting pitcher on their debut since Seattle’s Felix Hernandez (19 years, 118 days on Aug. 4, 2005 vs. Detroit)...also became the youngest National Leaguer to make their debut since Washington’s Bryce Harper (19 year, 195 days on April 28, 2012 vs. Dodgers) and youngest NL starter since Dwight Gooden (19 years, 143 days on April 7, 1984 vs. Houston) – Source: Stats, LLC.
- * Collected his first big league win on June 28 at Milwaukee, allowing two runs on two hits in 6.0 innings and struck out six batters
- * Has gone 2-2 with a 5.17 ERA in 12 career postseason games, limiting batters to a .228 average while posting a 1.15 WHIP... struck out 10 batters against five walks
- * Became the youngest Dodger pitcher ever to appear in a postseason game at 20 years, 62 days in 2016 NLDS Game 5 against the Nationals, allowing just one hit in 2.0 innings of relief and recorded the win...became the youngest starting pitcher in MLB postseason history in the 2016 NLCS Game 5 against the Cubs at 20 years, 68 days, allowing four runs on four hits in 3.2 innings and recorded the loss
- * In 87 career minor league games (76 starts) over seven seasons, has gone 15-8 with a 2.80 ERA and has struck out 366 batters against just 105 walks in 312.1 innings...has limited hitters to a .215 average, while posting a 1.11 WHIP
- * Named 2014 Dodgers’ Branch Rickey Minor League Pitcher of the Year and was honored as 2014 and 2015 MiLB.com organization All-Star...was also selected to the World Team for the 2014 XM All-Star Futures Game, becoming the youngest-ever player to participate in the contest at the age of 17
- * Signed by the Dodgers as a non-drafted free agent on Aug. 17, 2012

Year-By-Year

2019

- * Made his first career Opening Day roster as a member of the Dodger rotation
- * Went 4-3 with four saves and a 2.49 ERA (22 ER/79.2 IP) in 37 games (eight starts), striking out 85 batters against 27 walks while posting a 1.08 WHIP
- Finished the season with a career-best ERA while also setting career-highs in innings pitched (79.2), games (37) and strikeouts (85)

· Began the season as a starter, going 1-1 with a 3.66 ERA (8 ER/19.2 IP) in his first four outings, but later transitioned to a bullpen role to better manage his innings as he returned from left shoulder surgery

As a starter, he posted a 1-1 record with a 3.26 ERA (11 ER/30.1 IP), striking out 37 batters against eight walks while recording a 1.12 WHIP...out of the bullpen, he put up a 3-2 record with four saves and a 2.01 ERA in 29 games, posting a 1.05 WHIP while holding batters to a .186/.275/.271 slash line...recorded a 22.2 scoreless inning streak from June 5-July 17, the longest such streak in his career...earned his first career save against Atlanta on May 6, tossing a scoreless inning with a strikeout... recorded three 3.0 inning saves and went 4-for-5 in save opportunities...limited left-handed hitters to a .198 average and righties to a .203 average...missed five games from May 14 to May 21 after being placed on administrative leave ... was reinstated from the restricted list on September 2 after being suspended for 20 games under MLB's Joint Domestic Violence, Sexual Assault and Child Abuse Policy...appeared in three postseason games for the Dodgers, going 0-1 with a 7.36 ERA (3 ER/3.2 IP)

2018

* Spent the majority of the season on the IL recovering from left shoulder surgery (June 27, 2017) but returned to the Majors on Sept. 15 and made three scoreless relief appearances in the big leagues

* Allowed just one hit (1-for-13) in 4.0 scoreless innings in the Majors, striking out seven without issuing a walk

* Following rehab and a brief stint in the minors, recalled on Sept. 10 and his Sept. 15 relief appearance represented his first big league game since May 20, 2017...struck out a batter in 1.0 inning of relief against the St. Louis Cardinals

Was a key piece out of the bullpen during the NLCS and World Series, going 1-0 with a 2.84 ERA (2 ER/6.1 IP) in seven Postseason relief appearances...struck out five batters against only one walk, while holding batters to a .174 average...in eight minor league appearances (six starts), allowed seven runs in 11.2 innings with the Rookie-Level AZL Dodgers, Single-A Rancho Cucamonga and Triple-A Oklahoma City...officially began his minor league rehab on July 30, reinstated from the DL and optioned to the minors on Aug. 24

2017

* In an injury-shortened season, he went 0-2 with a 5.40 ERA (14 ER/23.1 IP) in just five starts during his only stint in the Majors from April 27-May 20

Placed on the minor league disabled list on June 11 and underwent season-ending left anterior capsule (shoulder) surgery on June 27...the surgery was performed by Dr. Neal ElAttrache in Los Angeles... made six starts for Triple-A Oklahoma City, going 3-0 with a 2.59 ERA (9 ER/31.1 IP) while collecting 32 strikeouts against 15 walks over 31.1 innings...held hitters to a .185 average and posted a 1.12 WHIP

2016

* Saw his first big league action in four stints with the Dodgers, going 5-2 with a 3.39 ERA and striking out 84 batters against 31 walks in 77.0 innings

* Was rated by MLB.com and Baseball America as the Dodgers' No. 1 prospect and the second and fourth overall prospect in baseball, respectively at the time of his call up

Had his contract selected on May 27 from Triple-A Oklahoma City and made the start against the Mets that day for his Major League debut, allowing three runs on five hits in 2.2 innings and did not factor in the decision...was the 34th Dodger to make his MLB debut as a teenager since the club joined the National League in 1890 and first since Adrian Beltre, who made his debut on June 24, 1998 at the age of 19 years, 78 days...at 19-years-old (19 years, 289 days) became just the second teenager to start a game in the Major Leagues this century, joining Felix Hernandez (19 years, 118 days), who debuted in 2005...the last Dodger younger than Urias to make a start was Dick Calmus, who took the mound at Dodger Stadium on Aug. 23, 1963 vs. Milwaukee at 19 years, 228 days – Source: Stats, LLC.

Collected his first big league win on June 28 at Milwaukee, allowing two runs on two hits in 6.0 innings and striking out six...went 4-2 with a 3.25 ERA (25 ER/69.1 IP) and struck out 77 batters against 27 walks in 15 starts, while going 1-0 with a 4.70 ERA (4 ER/7.2 IP) in three relief appearances...his eight strikeouts on June 17 were the most by a teenager (19 yrs, 310 days) in a Dodger uniform since Don Drysdale struck out nine against the Phillies in 1956 (19 yrs, 275 days)... was unbeaten in his last 14 games (11 starts) since June 17...after the All-Star break, went 4-0 with a 1.99 ERA (9 ER/40.2 IP) in 10 games (seven starts)...overall, held lefties to a .234 average (15-for-64)...the opposition hit .188 (13-for-69) with no home runs with runners in scoring position...made two appearances (one start) during the postseason run in the NLDS against the Nationals and the NLCS against the Cubs...became the youngest Dodger pitcher ever to appear in a postseason game at 20 years, 62 days in 2016 NLDS Game 5 against the Nationals, allowing just one hit in 2.0 innings of relief and recorded the win...became the youngest starting pitcher in MLB postseason history in the 2016 NLCS Game 4 against the Cubs at 20 years, 68 days, allowing four runs on four hits in 3.2 innings and recorded the loss... began the season with Triple-A OKC and appeared in 11 games (seven starts), going 5-1 with a 1.40 ERA (7 ER/45.0 IP)... held the opposition to a .200 average and struck out 49 against just eight walks in 45.0 innings...at the time of his promotion on May 27, led the Pacific Coast League in ERA (1.10), WHIP (0.78) and opponents' batting average (.176), while tying for 10th with 44 strikeouts

2015

Combined to go 3-5 with a 3.81 ERA in 18 starts with Triple-A Oklahoma City, Double-A Tulsa, Advanced-A Rancho Cucamonga and the Rookie-Lvl AZL Dodgers...opened the season and spent the majority of the year with Tulsa before a late-season promotion to Triple-A...also made three rehab starts in Arizona and Rancho Cucamonga... limited opposing hitters to a .241 batting average, while posting a 1.18 WHIP...placed on the DL from May 16-July 21 due to elective cosmetic surgery on his left eye on May 28...saw his first action at the Double-A with Tulsa, where he limited opponents to a .213 batting average with a 1.00 WHIP...struck out 74 against only 15 walks in 68.1 innings with

the Drillers...selected as the Double-A Texas League Pitcher of the Week for the period ending April 20...entered 2015 rated by MLB.com as the No. 8 prospect in all of baseball

2014

Honored as the 2014 Dodgers' Branch Rickey Minor League Pitcher of the Year, after going 2-2 with a 2.36 ERA (23 ER/87.2 IP) in 25 games (20 starts)...struck out 109 batters against 37 walks in 87.2 innings...held hitters to a .194 average, including a .175 mark against lefties (17-for-97) and posted a 1.11 WHIP...limited batters to a .171 average with runners on base and a .164 average (12-for-73) with RISP...finished the season strong, going 1-1 with a 1.20 ERA (6 ER/45.0 IP) in 12 games (10 starts) and held opponents to a .162 average...struck out 62 against just 19 walks in 45.0 innings...honored as MiLB.com's organizational All-Star and was also selected to the World Team for the 2014 XM All-Star Futures Game, becoming the youngest-ever player to participate in the contest at the age of 17

2013

* Opened the 2013 season as a 16-year-old and went 2-0 with a 2.48 ERA and a 1.10 WHIP in 18 starts with Single-A Great Lakes in his first professional season...struck out 67 against 16 walks in 54.1 innings

Held hitters to a .227 average and was effective against batters from both sides of the plate, limiting lefties to a .214/.241/.268 slashline and a .232/.307/.399 slashline against righties...limited batters to a .221 average with runners on base and a .143 mark with RISP

Personal

Julio Urias (pronounced oo-REE-ahs)...father, Carlos, played one year of professional baseball as a catcher in Mexico...lives in Culiacan Rosales, Mexico...wears uniform No. 7 for his favorite player growing up, outfielder Darrell Sherman of the Culiacan Tomateros...signed as a non-drafted free agent by Los Angeles on Aug. 17, 2012...signed by scout Mike Brito.

Career Pitching Record

| Year | Team | W-L | ERA | G | GS | CG | SHO | SV | IP | H | R | ER | HR | HB | BB | SO | WP | BK | AVG |
|-----------------------|------------------|------|-------|----|----|----|-----|----|-------|-----|-----|----|----|----|-----|-----|----|----|------|
| 2013 | Great Lakes | 2-0 | 2.48 | 18 | 18 | 0 | 0 | 0 | 54.1 | 44 | 15 | 15 | 5 | 1 | 16 | 67 | 2 | 0 | .227 |
| 2014 | Rancho Cucamonga | 2-2 | 2.36 | 25 | 20 | 0 | 0 | 0 | 87.2 | 60 | 25 | 23 | 4 | 7 | 37 | 109 | 5 | 1 | .194 |
| 2015 | Oklahoma City | 0-1 | 18.69 | 2 | 2 | 0 | 0 | 0 | 4.1 | 11 | 9 | 9 | 0 | 0 | 6 | 5 | 1 | 0 | .458 |
| | Tulsa | 3-4 | 2.77 | 13 | 13 | 0 | 0 | 0 | 68.1 | 53 | 24 | 21 | 4 | 1 | 15 | 74 | 1 | 1 | .213 |
| | Rancho Cucamonga | 0-0 | 7.71 | 1 | 1 | 0 | 0 | 0 | 4.2 | 7 | 4 | 4 | 1 | 0 | 0 | 4 | 0 | 0 | .350 |
| | AZL Dodgers | 0-0 | 0.00 | 2 | 2 | 0 | 0 | 0 | 3.0 | 2 | 0 | 0 | 0 | 0 | 1 | 5 | 0 | 0 | .200 |
| 2016 | LOS ANGELES | 5-2 | 3.39 | 18 | 15 | 0 | 0 | 0 | 77.0 | 81 | 32 | 29 | 5 | 4 | 31 | 84 | 3 | 0 | .274 |
| | Oklahoma City | 5-1 | 1.40 | 11 | 7 | 0 | 0 | 0 | 45.0 | 31 | 7 | 7 | 2 | 1 | 8 | 49 | 0 | 1 | .200 |
| 2017 | LOS ANGELES | 0-2 | 5.40 | 5 | 5 | 0 | 0 | 0 | 23.1 | 23 | 15 | 14 | 1 | 1 | 14 | 11 | 1 | 1 | .271 |
| | Oklahoma City | 3-0 | 2.59 | 6 | 6 | 0 | 0 | 0 | 31.1 | 20 | 9 | 9 | 1 | 0 | 15 | 32 | 4 | 0 | .185 |
| 2018 | LOS ANGELES | 0-0 | 0.00 | 3 | 0 | 0 | 0 | 0 | 4.0 | 1 | 0 | 0 | 0 | 0 | 0 | 7 | 0 | 0 | .077 |
| | Oklahoma City | 0-0 | 18.00 | 2 | 0 | 0 | 0 | 0 | 1.0 | 2 | 2 | 2 | 0 | 0 | 3 | 0 | 0 | 0 | .400 |
| | Rancho Cucamonga | 0-0 | 4.91 | 4 | 4 | 0 | 0 | 0 | 7.1 | 6 | 4 | 4 | 3 | 1 | 4 | 13 | 0 | 0 | .231 |
| | AZL Dodgers | 0-0 | 2.70 | 2 | 2 | 0 | 0 | 0 | 3.1 | 2 | 1 | 1 | 0 | 0 | 0 | 6 | 0 | 0 | .167 |
| 2019 | LOS ANGELES | 4-3 | 2.49 | 37 | 8 | 0 | 0 | 4 | 79.2 | 59 | 28 | 22 | 7 | 5 | 27 | 85 | 2 | 1 | .239 |
| | Rancho Cucamonga | 0-0 | 9.00 | 1 | 1 | 0 | 0 | 0 | 2.0 | 3 | 3 | 2 | 0 | 1 | 0 | 2 | 0 | 0 | .300 |
| Major League-4 years | | 9-7 | 3.18 | 63 | 28 | 0 | 0 | 4 | 184.0 | 164 | 75 | 65 | 13 | 10 | 72 | 187 | 6 | 2 | .239 |
| Dodger Totals-3 years | | 9-7 | 3.18 | 63 | 28 | 0 | 0 | 4 | 184.0 | 164 | 75 | 65 | 13 | 10 | 72 | 187 | 6 | 2 | .239 |
| Minor League-7 years | | 15-8 | 2.80 | 87 | 76 | 0 | 0 | 0 | 312.1 | 241 | 103 | 97 | 20 | 12 | 105 | 366 | 13 | 3 | .215 |

Career Postseason Pitching Record

| Year | Team | W-L | ERA | G | GS | CG | SHO | SV | IP | H | R | ER | HR | HB | BB | SO | WP | BK |
|-------------------|-------------------|-----|------|----|----|----|-----|----|------|----|---|----|----|----|----|----|----|----|
| 2016 | NLDS: LAD vs. WAS | 1-0 | 0.00 | 1 | 0 | 0 | 0 | 0 | 2.0 | 1 | 0 | 0 | 0 | 0 | 2 | 1 | 0 | 0 |
| | NLCS: LAD vs. ChC | 0-1 | 9.82 | 1 | 1 | 0 | 0 | 0 | 3.2 | 4 | 4 | 4 | 1 | 0 | 2 | 4 | 0 | 0 |
| 2018 | NLCS: LAD vs. MIL | 1-0 | 2.70 | 4 | 0 | 0 | 0 | 0 | 3.1 | 3 | 1 | 1 | 1 | 0 | 0 | 3 | 0 | 0 |
| | WS: LAD vs. BOS | 0-0 | 3.00 | 3 | 0 | 0 | 0 | 0 | 3.0 | 1 | 1 | 1 | 0 | 0 | 1 | 2 | 0 | 0 |
| 2019 | NLDS: LAD vs. WAS | 0-1 | 7.36 | 3 | 0 | 0 | 0 | 0 | 3.2 | 4 | 3 | 3 | 0 | 0 | 0 | 0 | 0 | 0 |
| Postseason Totals | | 2-2 | 5.17 | 12 | 1 | 0 | 0 | 0 | 15.2 | 13 | 9 | 9 | 2 | 0 | 5 | 10 | 0 | 0 |
| LDS Totals | | 1-1 | 4.76 | 4 | 0 | 0 | 0 | 0 | 5.2 | 5 | 3 | 3 | 0 | 0 | 2 | 1 | 0 | 0 |
| LCS Totals | | 1-1 | 6.43 | 5 | 1 | 0 | 0 | 0 | 7.0 | 7 | 5 | 5 | 2 | 0 | 2 | 7 | 0 | 0 |
| WS Totals | | 1-0 | 0.00 | 3 | 0 | 0 | 0 | 0 | 3.0 | 1 | 1 | 1 | 0 | 0 | 1 | 2 | 0 | 0 |

Career Single-Game Bests

| | | | |
|----------------------------------|------------------------------------|-------------------------|---------------------------------------|
| Low-Hit Complete Game: | None | Most Strikeouts: | 9, April 18, 2019 at MIL |
| Most Innings Pitched - Starter: | 6.1, May 9, 2017 vs. PIT | Most Walks: | 6, June 28, 2016 |
| Most Innings Pitched - Reliever: | 3.0, Aug. 3, 2016 | Longest Winning Streak: | 5 games, June 28-Aug. 27, 2016 |
| Most Earned Runs Allowed: | 6 (2x), last: May 20, 2017 vs. MIA | Longest Losing Streak: | 3 games, May 14, 2017- April 12, 2019 |

Career Fielding Record

| Position | PCT | G | PO | A | E | TC | DP |
|----------|------|----|----|----|---|----|----|
| Pitcher | .778 | 37 | 6 | 22 | 8 | 36 | 0 |

Career Transactions

· August 17, 2012: Signed by the Los Angeles Dodgers as an amateur free agent.

Injured List

· Feb. 26 – Aug. 24, 2018 (left shoulder surgery recovery)



Mitchell

WHITE

RHP | 66

@mitchell.white13

Bats: Right **Throws:** Right

Height: 6-4 **Weight:** 207

Opening Day Age: 25

Born: December 28, 1994 in San Jose, CA

Resides: San Jose, CA

Acquired: Drafted in the 2nd round of the 2016 First Year Player Draft from Santa Clara University

ML Service: 0.000



Career Highlights

- * Right-hander enters his fifth professional season after being added to the Dodgers' 40-man roster on November 20, 2019
- * Has compiled a 14-15 record with a 3.97 ERA (130 ER/294.2 IP) across five MiLB seasons...has 311 strikeouts in 294.2 innings, while limiting opponents to a .231 batting average
- * Named California League Pitcher of the Week on April 16, 2017...went 2-1 with a 3.72 ERA in nine starts for Rancho Cucamonga in 2017, striking out 49 batters in 38.2 innings
- * Prior to the 2018 season, was ranked by Baseball America as the No. 69th prospect in all of baseball...was ranked by Baseball Prospectus as the No. 86th prospect
- * Began his professional career with 22.0 scoreless innings in 2016, striking out 30 batters and posting a .059 WHIP in 11 games between the Rookie-Level GCL, Single-A Great Lakes and Advanced-A Rancho Cucamonga
- * Originally selected in the second round of the 2016 First-Year Player Draft out of Santa Clara

Year-By-Year

2019

- * Started the season with Double-A Tulsa, posting a 1-0 record with a 2.10 ERA (7 ER/30.0 IP) in seven starts with the Drillers... struck out 37 batters against seven walks while posting a 0.83 WHIP and a .165 opponent's batting average
- * As a member of the Drillers, he tossed the first four innings of a 10-inning combined no-hitter at Arkansas on April 14
- Was assigned to Triple-A Oklahoma City on May 14 and went 3-6 record with a 6.50 ERA (46 ER/63.2 IP) in 16 games (13 starts)...struck out 105 hitters across two levels, establishing a career-high in strikeouts...was placed on the Triple-A injured list on two occasions (June 18-29 and August 1-14) due to recurring blister issues...entered the season rated as the Dodgers' No. 9 prospect and fifth-best pitcher by Baseball America

2018

- * Spent the entire season with Double-A Tulsa and led the team with six wins, 22 starts, 105.1 innings pitched and 88 strikeouts
- * Was 5-4 with a 3.86 ERA (29 ER/67.2 IP) in 12 starts post all-star break...fanned 52 batters against 12 walks
- Had a 1.09 ERA (7 ER/58 IP) with 53 strikeouts and in 58.0 innings with the bases empty...finished the season tied for fifth in games started and tied for 10th in wins in the Texas League

2017

- * Went 3-2 with a 2.93 ERA (24 ER/73.2 IP) in 19 starts with Double-A Tulsa, Single-A Rancho Cucamonga and Rookie-level AZL Dodgers
- Named Cal League Pitcher of the Week with Rancho Cucamonga on April 16 after tossing 9.0 scoreless innings across two starts while allowing only one hit and striking out 11...combined with Alex Hermeling to throw the first no-hitter in Rancho Cucamonga Quakes' 25-year franchise history on April 7, 2017

2016

- * In his first professional season, he posted a 1-0 record with a 0.00 ERA (22.0 IP) in 11 games (six starts) with Single-A Rancho Cucamonga, Single-A Great Lakes and Rookie-level AZL Dodgers

Struck out 30 batters against six walks across three different levels

Personal

Mitchell White...attended Santa Clara University, where he earned All-West Coast Conference Freshman team honors and posted a 3.72 ERA with 118 strikeouts against 27 walks in 92 innings his sophomore season...attended Bellarmine College Prep in San Jose and posted a 1.09 ERA his junior season before missing his senior season with Tommy John surgery...originally selected by the Dodgers in the second round (65th overall) in the 2016 First Year Player Draft

| Career Pitching Record | | | | | | | | | | | | | | | | | | | |
|------------------------|-----------------------|-------|------|----|----|----|-----|----|-------|-----|-----|-----|----|----|-----|-----|----|----|------|
| Year | Team | W-L | ERA | G | GS | CG | SHO | SV | IP | H | R | ER | HR | HB | BB | SO | WP | BK | AVG |
| 2016 | Rancho Cucamonga | 1-0 | 0.00 | 1 | 0 | 0 | 0 | 0 | 2.0 | 1 | 0 | 0 | 0 | 0 | 0 | 2 | 0 | 0 | .167 |
| | Great Lakes | 0-0 | 0.00 | 8 | 4 | 0 | 0 | 0 | 16.0 | 23 | 1 | 0 | 0 | 0 | 6 | 20 | 0 | 0 | .058 |
| | AZL Dodgers | 0-0 | 0.00 | 2 | 2 | 0 | 0 | 0 | 4.0 | 3 | 1 | 0 | 0 | 0 | 0 | 8 | 0 | 0 | .200 |
| 2017 | Tulsa | 1-1 | 2.57 | 7 | 7 | 0 | 0 | 0 | 28.0 | 17 | 8 | 8 | 2 | 2 | 13 | 31 | 4 | 0 | .168 |
| | Rancho Cucamonga | 2-1 | 3.72 | 9 | 9 | 0 | 0 | 0 | 38.2 | 26 | 23 | 16 | 0 | 3 | 16 | 49 | 3 | 0 | .187 |
| | AZL Dodgers | 0-0 | 0.00 | 3 | 3 | 0 | 0 | 0 | 7.0 | 2 | 1 | 0 | 0 | 0 | 2 | 8 | 0 | 0 | .091 |
| 2018 | Tulsa | 6-7 | 4.53 | 22 | 22 | 0 | 0 | 0 | 105.1 | 114 | 63 | 53 | 12 | 4 | 34 | 88 | 7 | 1 | .273 |
| | Tulsa | 1-0 | 2.10 | 7 | 7 | 0 | 0 | 0 | 30.0 | 18 | 8 | 7 | 3 | 1 | 7 | 37 | 2 | 0 | .165 |
| 2019 | Oklahoma City | 3-6 | 6.50 | 16 | 13 | 0 | 0 | 0 | 63.2 | 73 | 47 | 46 | 13 | 1 | 24 | 68 | 3 | 0 | .293 |
| | Minor League- 4 years | 14-15 | 3.97 | 75 | 67 | 0 | 0 | 0 | 294.2 | 257 | 151 | 130 | 30 | 11 | 102 | 311 | 19 | 1 | .231 |

Career Transactions

· June 3, 2016: Drafted in the second round of the 2016 First-Year Player Draft out of Santa Clara University

Injured List

· No injuries at the Major League Level



Alex

WOOD

LHP | 57

@Dodgers

Bats: Right **Throws:** Left

Height: 6-4 **Weight:** 215

Opening Day Age: 29

Born: January 12, 1991 in Charlotte, NC

Resides: Charlotte, NC

Acquired: Signed as a free agent on January 15, 2020

ML Service: 6.123

MLB Debut: May 30, 2013



Career Highlights

- * The All-Star southpaw returns to the Dodgers after spending the 2019 season with Cincinnati, where he posted a 1-3 record and 5.80 ERA (23 ER/35.2 IP) over seven starts
- * In seven big league seasons, has gone 53-43 with a 3.40 ERA in 179 games (136 starts) with Atlanta (2013-15), Los Angeles (2015-18) and Cincinnati (2019)
- * Has limited batters to a .250 average during the course of his career, including holding left-handed hitters to a .247/.289/.333 slashline...has held the opposition to a career .232 average with runners in scoring position
- * Has gone 48-41 with a 3.44 ERA in 136 starts, while going 5-2 with a 2.70 ERA in 43 career relief appearances
- * Since his Major League debut in 2013, he ranks among National League leaders (min. 500.0 IP) in opponents grounded into double play per nine innings (0.90, 12th), home runs allowed per nine innings (0.85, 10th) and pickoffs (18, T-5th)
- * Has a career 3.23 strikeout-to-walk ratio, striking out 768 against 238 walks in 839.0 innings
- * Selected to his first All-Star game in his fifth big league season in 2017...also finished ninth in the NL Cy Young voting
- * Made his Major League debut on May 30, 2013 for the Braves, after having his contract purchased that day, allowing just one hit in 1.0 scoreless inning of relief against the Toronto Blue Jays
- * Made his first career Major League start on June 18, 2013 against the New York Mets, allowing one run on two hits in 3.0 innings, recording the loss in the Braves' 3-4 defeat...struck out five and issued three walks on 73 pitches
- * Picked up his first big league win on July 30, 2013, allowing three runs on six hits in 7.0 innings in the Braves' 11-3 victory against the Rockies
- * Originally selected by the Atlanta Braves in the second round (85th overall) of the 2012 First-Year Player Draft from the University of Georgia

Year-By-Year

2019

* Limited to seven starts, where he turned in a 1-3 record and 5.80 ERA (23 ER/35.2 IP) with 30 strikeouts against nine walks after beginning the season on the 60-day injured list with back stiffness

Notched quality starts in his two outings of six-or-more innings, including a start on Aug. 29 when he fanned a season-high eight batters over six frames at Miami...made rehab stints with Triple-A Louisville and Double-A Chattanooga and combined to toss 11.1 frames at a 3.18 clip with 11 strikeouts against a pair of walks

2018

* Went 9-7 and posted a 3.68 ERA (62 ER/151.2 IP) in 33 games (27 started) in his fourth season with Los Angeles

* In 16 games on the road, posted a 6-4 record with a 3.70 ERA (30 ER/73.0 IP) and limited the opposition to a .233 average

* Following the All-Star break, went 3-2 as a starter with a 2.98 ERA (14 ER/42.1 IP) and limited the opposition to a .231 average, while striking out 37 batters against 19 walks

Posted a 6-0 winning streak as a starter from June 16 – July 28, going 6-0 with a 2.61 ERA (14 ER/48.1 ER) in eight starts and struck out 37 against 14 walks...during that span, ranked second in the Majors in wins and eighth in the National League in ERA...appeared in nine games in the postseason, going 1-1 with a 5.40 ERA (4 ER/6.2 IP), striking out nine against four walks...won Game 3 of the World Series after an 18 inning game, the longest in World Series history, against the Boston Red Sox...placed on the 10-day injured list from Aug. 4 – 14 with left adductor tendinitis

2017

* In 27 games (25 starts), he collected a career-high 16 wins and posted a career-low 2.72 ERA (46 ER/152.1 IP) in his third season with the Dodgers...struck out 151 batters against 38 walks, while posting a 1.06 WHIP

* Started the season 11-0 (April 15-July 15), becoming just the 19th pitcher since 1913 to start a season 11-0 or better and the first since Stephen Strasburg in 2016 (13-0)...his 11-game winning streak was also the second longest streak in the big leagues on the season, trailing teammate Clayton Kershaw's 12-game streak

Made 25 starts (15 quality starts) and went 15-3 with a 2.82 ERA (46 ER/147.0 IP) and held hitters to a .224 average...despite beginning the season in the bullpen, he ranked among big league starters (min. 125.0 IP) in wins (T-12th), ERA (6th), WHIP (1.09, 8th), opponents' OPS (.639, 9th), opponents' OBP (.281, 9th), home runs allowed per nine innings (0.92, 12th) and opponents' batting average (17th)...held hitters to a .217 average, including a .213 mark against right-handed hitters...limited the opposition to a .186 average with runners on-base and a .167 mark with runners in scoring position...made 14 consecutive starts without a loss from April 10-July 15, which was the longest by a Dodger since Rick Rhoden, who went 19 straight starts without a loss in 1976...during that stretch, he went 10-0 with a 1.66 ERA (15 ER/81.1 IP) and limited hitters to a .183 average, while striking out 97 batters against 22 walks...according to Stats LLC., he allowed one or fewer runs while pitching at least six innings in six consecutive road starts (April 26-August 3), the longest such streak in a single season in Dodgers history since 1913...only three other ML pitchers over the last 20 seasons have pitched six or more innings while allowing one or fewer runs in at least six consecutive road starts in one season: Johan Santana (seven straight in 2004), Ubaldo Jimenez (seven straight in 2010) and Luis Severino (six straight in 2017)...selected to his first All-Star game in his fifth big league season and also finished ninth in the NL Cy Young voting...named the NL Pitcher of the Month for the month of May after going 5-0 with a 1.27 ERA (4 ER/28.1 IP) in his five May starts, ending the month with a run of 25.1 scoreless innings – had his scoreless streak come to an end at 27.1 innings on June 10, which was the third longest scoreless innings streak in the Majors in 2017...it was his first-career monthly award...also claimed his first NL Player of the Week Award for the period ending May 15...made two stints on the injured list with a SC joint inflammation (May 29-June 10 & Aug. 22-Sept. 3), missing a total of 24 games...appeared in three games (two starts) in the postseason, going 0-1 with a 2.92 ERA (4 ER/12.1 IP) and limited batters to a .122 average...struck out 13 against just two walks in 12.1 innings...had a no-hit bid through 5.2 innings against the Astros in Game 4 of the World Series, which marked the longest no-hit bid in World Series history by a Dodger pitcher

2016

* Went 1-4 with a 3.73 ERA in 14 games (10 starts) with Los Angeles in an injury-shortened season

Missed 98 games after being placed on the injured list from May 31-Sept. 19 with left elbow impingement that led to arthroscopic surgery on July 20...allowed just two base-runners to reach base (one hit and one walk) after returning from the injured list in 4.0 scoreless innings of relief...held batters to a .245 average, including a .235 mark against right-handed hitters...struck out 66 batters against 20 walks in 60.1 innings...pitched well at Dodger Stadium, going 1-0 with a 1.32 ERA and limited batters to a .183 average in five games (four starts), while struggling on the road going 0-4 with a 5.73 ERA...made one postseason appearance, allowing just two hits in 2.0 scoreless innings of relief in Game 4 of the NLCS vs. the Cubs

2015

* Combined to win 12 games, going 12-12 with a 3.84 ERA in 32 combined starts with the Dodgers and Braves...set career highs in starts (32) and innings (189.2)

Acquired by the Dodgers on July 30 along with right-handed reliever Jim Johnson, left-handed reliever Luis Avilan, minor league infielder Jose Peraza and right-handed pitcher Bronson Arroyo from Atlanta in exchange for infielder Hector Olivera, left-handed reliever Paco Rodriguez and minor league right-handed pitcher Zack Bird...limited lefties to a .223 batting average (39-for-175), a .243 on-base percentage and a .274 slugging percentage...had the best start of his career on Sept. 16 against the Rockies, allowing only one hit and needing only 78 pitches to breeze through 8.0 scoreless innings, which tied a career high for the fifth time...made one postseason appearance, allowing four runs on four hits in 2.0 innings of relief in Game 3 of the NLDS vs. NYM

2014

* Went 11-11 in 35 games (24 starts) for the Braves, posting a 2.78 ERA and limiting batters to a .239 average...as a starter he went 8-10 with a 2.59 ERA and struck out 151 batters in 156.1 innings

Tossed his first career complete game on April 17 at Philadelphia, but suffered the loss in a 1-0 Braves' defeat...made two starts for Triple-A Gwinnett after being optioned in mid-June, posting a 1.08 ERA (1 ER/8.2 IP)

2013

* Started the season in the minors and went 5-2 with a 1.31 ERA, a .196 opponents' average and a 0.98 WHIP in 11 starts with Double-A Mississippi and Triple-A Gwinnett

Had his contract selected and made his Major League debut on May 30, allowing just one hit in 1.0 scoreless inning of relief against the Toronto Blue Jays...made his first career Major League start on June 18, 2013 against the New York Mets, allowing one run on two hits in 3.0 innings and taking the loss in the Braves' 4-3 defeat...went 3-3 with a 3.13 ERA in 31 games (11 starts) with the Braves in his first big league action...made his postseason debut on Oct. 3 in Game 1 of the National League Division Series against the Dodgers, tossing a perfect seventh inning...allowed four unearned runs over 2.1 innings in Game 3...posted a 32.0 scoreless innings streak from April 12-May 14 (seven starts), which is the longest scoreless streak in Mississippi Braves history...named an MiLB.com Organizational All-Star after posting a combined 5-2 record and 1.31 ERA with 62 strikeouts against 17 walks over 62.0 innings and 11 starts between Triple-A Gwinnett and Double-A Mississippi...ranked second in ERA (min. 20 IP) and fifth in WHIP (min. 20 IP, 0.984) among all Braves' farmhands

2012

Went 4-3 in 13 starts in his first season as a professional for Single-A Rome, posting a 2.22 ERA and striking out 52 batters against 14 walks in 52.2 innings...led Rome starters in ERA and led all Rome pitchers with a 1.06 WHIP

Personal

Robert Alexander Wood...he and his wife, Suzanna, reside in Miami, FL...attended the University of Georgia, where he was named second team All-SEC in 2012 after going 7-3 with a 2.73 ERA in 16 games (15 starts)...his ERA was the best by a Bulldog starter since 1989...named to the 2012 UGA Athletic Director's Academic Honor Roll...selected by the Atlanta Braves in the second round (85th overall) of the 2012 First-Year Player Draft from the University of Georgia and signed by Braves scout Brian Bridges.

Career Pitching Record

| Year | Team | W-L | ERA | G | GS | CG | SHO | SV | IP | H | R | ER | HR | HB | BB | SO | WP | BK | AVG |
|------------------------|-------------|-------|------|-----|-----|----|-----|----|-------|-----|-----|-----|----|----|-----|-----|----|----|------|
| 2012 | Rome | 4-3 | 2.22 | 13 | 13 | 0 | 0 | 0 | 52.2 | 39 | 18 | 13 | 1 | 2 | 14 | 52 | 1 | 0 | .206 |
| 2013 | ATLANTA | 3-3 | 3.13 | 31 | 11 | 0 | 0 | 0 | 77.2 | 76 | 29 | 27 | 3 | 1 | 27 | 77 | 4 | 2 | .263 |
| | Mississippi | 4-2 | 1.26 | 10 | 10 | 0 | 0 | 0 | 57.0 | 41 | 10 | 8 | 1 | 1 | 15 | 57 | 1 | 0 | .195 |
| | Gwinnett | 1-0 | 1.80 | 1 | 1 | 0 | 0 | 0 | 5.0 | 3 | 1 | 1 | 0 | 2 | 2 | 5 | 3 | 0 | .200 |
| 2014 | ATLANTA | 11-11 | 2.78 | 35 | 24 | 1 | 0 | 0 | 171.2 | 151 | 58 | 53 | 16 | 6 | 45 | 170 | 5 | 0 | .239 |
| | Gwinnett | 0-0 | 1.04 | 2 | 2 | 0 | 0 | 0 | 8.2 | 7 | 1 | 1 | 0 | 0 | 4 | 8 | 1 | 0 | .233 |
| 2015 | ATLANTA | 7-6 | 3.54 | 20 | 20 | 0 | 0 | 0 | 119.1 | 132 | 50 | 47 | 8 | 2 | 36 | 90 | 5 | 0 | .288 |
| | LOS ANGELES | 5-6 | 4.35 | 12 | 12 | 0 | 0 | 0 | 70.1 | 66 | 36 | 34 | 7 | 2 | 23 | 49 | 1 | 1 | .253 |
| 2016 | LOS ANGELES | 1-4 | 3.73 | 14 | 10 | 0 | 0 | 0 | 60.1 | 56 | 30 | 25 | 5 | 3 | 20 | 66 | 4 | 0 | .245 |
| 2017 | LOS ANGELES | 16-3 | 2.72 | 27 | 25 | 0 | 0 | 0 | 152.1 | 123 | 50 | 46 | 15 | 6 | 38 | 151 | 2 | 0 | .217 |
| 2018 | LOS ANGELES | 9-7 | 3.68 | 33 | 27 | 0 | 0 | 0 | 151.2 | 143 | 70 | 62 | 14 | 8 | 40 | 135 | 2 | 1 | .247 |
| 2019 | CINCINNATI | 1-3 | 5.80 | 7 | 7 | 0 | 0 | 0 | 35.2 | 41 | 25 | 23 | 11 | 1 | 9 | 30 | 0 | 0 | .291 |
| | Chattanooga | 1-0 | 1.50 | 1 | 1 | 0 | 0 | 0 | 6.0 | 4 | 1 | 1 | 0 | 1 | 0 | 4 | 0 | 0 | .190 |
| | Louisville | 0-1 | 5.06 | 3 | 3 | 0 | 0 | 0 | 5.1 | 8 | 4 | 3 | 0 | 0 | 2 | 7 | 0 | 0 | .267 |
| Major League- 7 years | | 53-43 | 3.40 | 179 | 136 | 1 | 0 | 0 | 839.0 | 788 | 348 | 317 | 79 | 29 | 238 | 768 | 23 | 4 | .250 |
| Dodger Totals- 3 years | | 31-20 | 3.46 | 86 | 74 | 0 | 0 | 0 | 434.2 | 388 | 186 | 167 | 41 | 19 | 121 | 401 | 9 | 2 | .237 |
| Minor League - 4 years | | 10-6 | 1.80 | 30 | 30 | 0 | 0 | 0 | 134.2 | 102 | 35 | 27 | 2 | 6 | 37 | 133 | 6 | 0 | .209 |

Career Single-Game Bests

| | | | |
|--------------------------------|-------------------------------------|-------------------------|--|
| Low-Hit Complete Game: | 8, April 17, 2014 at PHI | Most Strikeouts: | 13, May 21, 2016 at SD |
| Most Innings Pitched Starter: | 8.0, 7x, last March 30, 2018 vs. SF | Most Walks: | 5, April 10, 2017 at CHC |
| Most Innings Pitched Reliever: | 3.2, August 12, 2013 vs. CIN | Longest Winning Streak: | 11 games, April 15 - July 15, 2017 |
| Most Earned Runs Allowed: | 8, September 27, 2015 at COL | Longest Losing Streak: | 4 games, 2x, last April 4 - May 15, 2018 |

Career Fielding Record

| Position | PCT | G | PO | A | E | TC | DP |
|----------|------|-----|----|-----|----|-----|----|
| Pitcher | .920 | 179 | 16 | 111 | 11 | 138 | 7 |

Career Transactions

- June 5, 2012: Drafted by the Atlanta Braves in the 2nd round of the 2012 amateur draft. Player signed June 9, 2012.
- July 30, 2015: Traded as part of a 3-team trade by the Atlanta Braves with Bronson Arroyo, Luis Avilan, Jim Johnson and Jose Peraza to the Los Angeles Dodgers. The Los Angeles Dodgers sent Zachary Bird (minors), Hector Olivera and Paco Rodriguez to the Atlanta Braves. The Los Angeles Dodgers sent Victor Araujo (minors), Kevin Guzman (minors) and Jeff Brigham to the Miami Marlins. The Miami Marlins sent Mat Latos and Mike Morse to the Los Angeles Dodgers. The Miami Marlins sent 2016 competitive balance round A pick to the Atlanta Braves.
- December 21, 2018: Traded by the Los Angeles Dodgers with Kyle Farmer, Matt Kemp, Yasiel Puig and cash to the Cincinnati Reds for Jeter Downs (minors), Josiah Gray (minors) and Homer Bailey.
- January 15, 2020: Signed as a Free Agent with the Los Angeles Dodgers.

Injured List

- March 28 - August 28, 2019 (back)
- August 4 - August 14, 2018 (left adductor tendonitis)
- August 22 - September 3, 2017 (left SC joint inflammation)
- May 29 - June 10, 2017 (left SC joint inflammation)
- June 29 - October 15, 2016 (left triceps)



**EVERY PLAY.
EVERY GAME.**



**DODGERS
BASEBALL**

@am570lasports



Jacob

AMAYA

IF | 79

@jakeamaya3

Bats: Right **Throws:** Right

Height: 6-0 **Weight:** 180

Opening Day Age: 21

Born: September 3, 1998 in El Monte, CA

Resides: El Monte, CA

Acquired: Drafted in the 11th round of the 2017 First Year Player Draft out of South Hills High School (CA)

ML Service: 0.000



Career Highlights

- * The Southern California native enters his fourth professional season with the Dodgers organization and his first big league camp
- * In 217 minor league games ,he has registered a .273/.386/.398 slash line with 42 doubles, 10 triples, 13 home runs and 114 RBI
- * Has made the most starts at shortstop (131) and has recorded a .955 fielding percentage at that position... has also started 68 games at second base (.984 fielding pct.) and five games at third base (1.000)
- * Was selected as a 2018 Pioneer League Mid-Season All-Star after hitting .362 with seven doubles, three triples and a home run in 27 first-half games with Ogden
- * Was selected in the 11th round of the 2017 First-Year Player Draft out of South Hills High School

Year-By-Year

2019

Combined to hit .260/.369/.391 over 124 games between Single-A Great Lakes and Advanced-A Rancho Cucamonga...started the season with Great Lakes and hit .262 with 25 doubles, four triples and six home runs in 103 games...was promoted to Advanced-A Rancho Cucamonga on August 7, where he hit .250/.307/.375 with three doubles, two triples and one home run in 21 games... had success against left-handed pitchers, batting .278 with two doubles and one doubles...on September 6, he hit a walk-off home run against Lake Elsinore during game three of the California League playoffs... the solo shot was his second of the game, as he recorded the first multi-homer performance of his professional career

2018

In 59 games with Single-A Great Lakes and Rookie level Ogden, he hit .311/.432/.436 with ten doubles, three triples and four home runs...was selected as a Pioneer League Mid-Season All-Star after hitting .346 with nine doubles, three triples, three home runs and 24 RBI in 32 first half games with the Raptors...was promoted to Single A Great Lakes on August 1, where he hit .265 with a double, a home run and five RBI

2017

Spent his first professional season with the Arizona League Dodgers, where he batted .254/.364/.356 with four doubles, one triple, two home runs and 14 RBI in 34 games

Personal

Jacob Carlos Amaya...attended South Hills High School (West Covina, CA) where he hit .323 with 15 RBI and three home runs and helped his team win the CIF Southern Section championship in 2016...his grandfather, Frank Amaya, was a shortstop in the Dodgers organization from 1955-58...was drafted in the 11th round of the 2017 First-Year Player Draft out of South Hills High School

Career Batting Record

| Year | Team | AVG | G | AB | R | H | 2B | 3B | HR | RBI | SH | SF | HP | BB | SO | SB | CS | OBP | SLG | E |
|----------------------|------------------|------|-----|-----|-----|-----|----|----|----|-----|----|----|----|-----|-----|----|----|------|------|----|
| 2017 | GCL Dodgers | .254 | 34 | 118 | 17 | 30 | 4 | 1 | 2 | 14 | 0 | 1 | 2 | 19 | 25 | 4 | 2 | .364 | .356 | 10 |
| 2018 | Great Lakes | .265 | 27 | 98 | 13 | 26 | 1 | 0 | 1 | 5 | 1 | 0 | 0 | 20 | 18 | 3 | 3 | .390 | .306 | 1 |
| | Ogden | .346 | 32 | 127 | 41 | 44 | 9 | 3 | 3 | 24 | 0 | 0 | 1 | 27 | 29 | 11 | 4 | .465 | .535 | 7 |
| 2019 | Rancho Cucamonga | .250 | 21 | 80 | 14 | 20 | 3 | 2 | 1 | 13 | 1 | 1 | 0 | 7 | 15 | 1 | 3 | .307 | .375 | 1 |
| | Great Lakes | .262 | 103 | 386 | 68 | 101 | 25 | 4 | 6 | 58 | 0 | 6 | 4 | 74 | 83 | 4 | 4 | .381 | .394 | 11 |
| Minor League-3 years | | .273 | 217 | 809 | 153 | 221 | 42 | 10 | 13 | 114 | 2 | 8 | 7 | 147 | 170 | 23 | 16 | .386 | .398 | 30 |

Career Transactions

· July 7, 2017: Drafted in the 11th round of the 2017 First Year Player Draft out of South Hills High School (CA)

Injured List

· No Injuries at the Major League level



Brett

DE GEUS

RHP | 93

@_brettford_

Bats: Right **Throws:** Right

Height: 6-2 **Weight:** 190

Opening Day Age: 22

Born: November 11, 1997 in Pleasanton, CA

Resides: Pleasanton, CA

Acquired: Drafted in the 33rd round of the 2017 First Year Player Draft out of Cabrillo College (CA)

ML Service: 0.000



Career Highlights

- * The California native enters his third professional season with the Dodgers organization after going 10-7 with a 4.51 ERA (62 ER/123.2 IP) in 54 career Minor League games (14 starts)
- * Has averaged 9.5 strikeouts per nine innings, recording 130 punch outs in 123.2 innings
- * In 14 career starts, he has gone 3-5 with a 7.45 ERA (48 ER/58.0 IP)... transitioned to a reliever role in 2019, posting a 6-2 record with a 1.75 ERA (12 ER/61.2 IP) in 39 appearances
- * Was honored as a 2019 Midwest League Mid-Season All-Star after going 4-2 with four saves and a 2.35 ERA in 19 games with Single-A Great Lakes
- * Was selected by Los Angeles in the 33rd round of the 2017 First-Year Player Draft out of Cabrillo College

Year-By-Year

2019

- * Transitioned into a bullpen role and combined to go 6-2 with eight saves and a 1.75 ERA (12 ER/61.2 IP) in 39 games between Class-A Great Lakes and Advanced-A Rancho Cucamonga
- * Started the season with the Loons (A) where he posted a 4-2 record with four saves and a 2.35 ERA (8 ER/30.2 IP)... was promoted to Rancho Cucamonga (A+) on June 28, where he went 2-0 with four saves and a 1.16 ERA (4 ER/31.0 IP)

Finished the season strong, tossing 15.2 scoreless innings in his final 10 appearances for the Quakes... struck out 20 batters against only three walks during that period...was selected as a Midwest League Mid-Season All-Star and a Rising Star in the Arizona Fall League

2018

Went 4-5 with a 7.26 ERA (50 ER/62.0 IP) in 15 games (14 starts) with Rookie-level Ogden...struck out 58 batters in 62.0 innings while allowing a .305 opponent batting average

Personal

Brett de Geus... attended Cabrillo College (Aptos, CA) where he earned Coast Conference all-Pacific Division first team honors after going 9-2 with a 1.94 ERA during his sophomore season... was selected in the 33rd round of the 2017 First-Year Player Draft

Career Pitching Record

| Year | Team | W-L | ERA | G | GS | CG | SHO | SV | IP | H | R | ER | HR | HB | BB | SO | WP | BK | AVG |
|-----------------------|------------------|------|------|----|----|----|-----|----|-------|-----|----|----|----|----|----|-----|----|----|------|
| 2018 | Great Lakes | 4-5 | 7.26 | 15 | 14 | 0 | 0 | 0 | 62.0 | 78 | 56 | 50 | 10 | 1 | 27 | 58 | 2 | 0 | .305 |
| 2019 | Rancho Cucamonga | 2-0 | 1.16 | 20 | 0 | 0 | 0 | 4 | 31.0 | 28 | 4 | 4 | 0 | 2 | 7 | 36 | 0 | 0 | .243 |
| | Great Lakes | 4-2 | 2.35 | 19 | 0 | 0 | 0 | 4 | 30.2 | 17 | 11 | 8 | 0 | 2 | 6 | 36 | 3 | 0 | .163 |
| Minor League- 2 years | | 10-7 | 4.51 | 54 | 14 | 0 | 0 | 8 | 123.2 | 123 | 71 | 62 | 10 | 5 | 40 | 130 | 5 | 0 | .259 |

Career Transactions

- June 8, 2017: Drafted by the Los Angeles Dodgers in the 33rd round of the 2017 First Year Player Draft out Cabrillo Community College

Injured List

- Has not been on the disabled list in the Major Leagues



Omar

ESTEVEZ

IF | 71

@omar_estevez_

Bats: Right **Throws:** Right**Height:** 5-10 **Weight:** 190**Opening Day Age:** 22**Born:** February 25, 1998 In Matanzas, Cuba**Resides:** Miami, FL**Acquired:** Signed as an International Free Agent On November 21, 2015**ML Service:** 0.000

Career Highlights

- * Middle infielder enters his fifth season with the Dodgers and his second big league camp...owns a career .268/.322/.405 line with 125 doubles, seven triples, 34 homers and 231 RBI across 460 games
- * Wrapped his 2019 season posting career marks in average (.292) and OBP (.353), accompanied by 26 doubles, six homers, 39 RBI and .429 slugging percentage
- * Named an Arizona Fall League Rising Star after slashing .247/.330/.273 and ranking among the top Glendale Desert Dogs in runs (3rd, 9), hits (2nd, 19), doubles (10th, 2), RBI (10), walks (5th, 9) and total bases (7th, 21)
- * Received MiLB.com Texas Player of the Month honors during his April 2019 campaign, when he roped eight doubles, a pair of homers and 12 RBI at a .385/.449/.564 clip
- * 2018 Mid-Season California League All-Star
- * Capped his 2018 campaign collecting a hit in 25 consecutive games from Aug. 7 to Sept. 3...batted .355 (39-for-110) with 13 doubles, four homers and 24 RBI during the stretch

Year-By-Year

2019

- * Played the majority of his 2019 season with Double-A Tulsa, where he slashed .291/.352/.431 with 24 doubles, six homers and 36 RBI in 83 games with the Drillers
- * Paced the squad and finished ninth in the Texas League with 24 doubles and ranked among the top Drillers in RBI (7th, 36) and total bases (5th, 129)
- * Played in the Arizona Fall League for the Glendale Desert Dogs and garnered AFL Rising Star honors after batting .247/.330/.273 and ranking among the top Glendale Desert Dogs in runs (3rd, 9), hits (2nd, 19), doubles (10th, 2), RBI (10), walks (5th, 9) and total bases (7th, 21)

Collected MiLB.com Texas Player of the Month honors after slashing .385/.449/.564 with eight doubles, a pair of homers and 12 RBI across 20 games...named Texas League Player of the Week on Aug. 11 after going 10-for-21 with a pair of doubles and homers, four RBI and four multi-hit efforts during the stretch...began the season on an eight-game hitting streak from April 4 - 12...batted .417 (15-for-36) with four doubles, a homer, seven RBI and six multi-hit efforts...also registered a nine-game hitting streak on July 30 - Aug. 8, where he went 14-for-35 (.400) with a double, three homers and six RBI...hit .312 with 13 doubles, five homers and 20 RBI in 43 home games, compared to his .269 clip on the road...placed on the seven-day injured list on May 15 and made a rehab assignment with AZL Dodgers on June 24...played seven games with AZL Dodgers Mota and drove in a trio of runs on a pair of doubles and six hits...rated as the Dodgers' 15th best prospect by MLB.com

2018

- * Spent his 2018 campaign with Advanced-A Rancho Cucamonga, slashing .258/.336/.456 with career highs in runs (87), doubles (43), home runs (15), RBI (84) and slugging over 128 games
- * Paced the California League in runs and doubles and ranked third in RBI...sat among the top of the club in homers (6th), walks (4th, 45) and total bases (3rd, 235)
- * Ended the regular season collecting a hit in 25 consecutive games from Aug. 7 to Sept. 3...batted .355 (39-for-110) with 13 doubles, four homers and 24 RBI during the stretch

Led the team in appearances at both shortstop and second base...played in 74 games at short and posted a .955 fielding percentage with 13 errors in 288 chances; and 47 games at second base with a .970 fielding percentage with six errors in 202 chances...progressed offensively as the season went on, hitting .308/.374/.515 in the second half with 25 doubles, 10 home runs and 51 RBI; compared to his .245/.293/.394 pre All-Star break mark...collected 65 RBI with runners in scoring position, and hit .282/.341/.449 with three home runs, 15 doubles and a triple in those situations...hit two home runs in a game for the first time in his career on July 5 against San Jose...ended the night going 2-for-5 with three runs scored and two RBI

2017

* Played his first full professional season with Advanced-A Rancho Cucamonga, where he ranked among the top Quakes in runs (4th, 56), hits (3rd, 117), doubles (2nd, 24), RBI (4th, 47), walks (7th, 33) and total bases (4th, 159) with a .256/.309/.348 slashline

* Enjoyed the road, where he hit .277 with 17 doubles, three homers and 28 RBI across 62 games, compared to his .234 clip at home with seven doubles, three triples, a homer and 19 RBI in 58 games

* Played 98 games at shortstop with a .962 fielding percentage, including 123 putouts and team-leading 236 assists in 373 total chances...also played 22 games at second base and posted a .974 fielding percentage

Collected a 10-game hitting streak from May 31- June 10...went 15-for-46 (.326) with a pair of doubles, a homer, five RBI and four multi-hit efforts during the span...amassed 10 games collecting three or more hits and totaled 31 multi-hit efforts in 120 games...followed it up registering an eight-game streak from July 24 – Aug. 1 and ended the season collecting a hit in 11 consecutive games...went 15-for-45 (.333) with a trio of doubles and six RBI during the span

2016

* Spent his rookie season with Single-A Great Lakes and slashed .255/.298/.389 with 32 doubles, a pair of triples, nine homers and 61 RBI across 122 games

* Registered a hit in 13 consecutive games from July 2 to July 15...went 18-for-50 (.360), including four doubles, four homers and 13 RBI...during the span, connected on three doubles in a 3-for-4 effort on July 3... also amassed a three RBI and four RBI game

On Aug. 11, launched a grand slam in the ninth inning to put the Loons in position to force extra innings and eventually walk-off Lake County in an 11-10 victory...ended the night going 3-for-5 with a double, and accounted for half the Loons' run production with five RBI

Personal

Omar Estevez...born Feb. 25, 1998 in in Matanzas, Cuba...played in the Cuban National Series during the 2014-15 season...slashed .213/.264/.313 with a pair of doubles, two homers and eight RBI over 51 games... signed a Minor League free agent contract on Nov. 21, 2015

Career Batting Record

| Year | Team | AVG | G | AB | R | H | 2B | 3B | HR | RBI | SH | SF | HP | BB | SO | SB | CS | OBP | SLG | E |
|----------------------|------------------|------|-----|------|-----|-----|-----|----|----|-----|----|----|----|-----|-----|----|----|------|------|----|
| 2016 | Great Lakes | .255 | 122 | 471 | 46 | 120 | 32 | 2 | 9 | 61 | 2 | 4 | 5 | 26 | 121 | 3 | 6 | .298 | .389 | 16 |
| 2017 | Rancho Cucamonga | .256 | 120 | 457 | 56 | 117 | 24 | 3 | 4 | 47 | 3 | 4 | 4 | 33 | 97 | 2 | 2 | .309 | .348 | 16 |
| 2018 | Rancho Cucamonga | .278 | 128 | 515 | 87 | 143 | 43 | 2 | 15 | 84 | 2 | 10 | 5 | 45 | 138 | 3 | 1 | .336 | .456 | 19 |
| 2019 | Tulsa | .291 | 83 | 299 | 34 | 87 | 24 | 0 | 6 | 36 | 1 | 5 | 0 | 31 | 70 | 0 | 2 | .352 | .431 | 15 |
| | AZL Mota | .300 | 7 | 20 | 7 | 6 | 2 | 0 | 0 | 3 | 0 | 0 | 0 | 2 | 8 | 0 | 0 | .364 | .400 | 0 |
| Minor League-4 years | | .268 | 460 | 1762 | 230 | 473 | 125 | 7 | 34 | 231 | 8 | 23 | 14 | 137 | 434 | 8 | 11 | .322 | .405 | 66 |

Career Transactions

· November 21, 2015: Signed as an international free agent

Injured List

· No Injuries at the Major League level



Rocky

GALE

C | 58

@Dodgers

Bats: Right **Throws:** Right**Height:** 6-1 **Weight:** 185**Opening Day Age:** 32**Born:** February 22, 1988 in Portland, OR**Resides:** Scottsdale, AZ**Acquired:** Signed as a free agent on December 1, 2019**ML Service:** 0.101**MLB Debut:** September 6, 2015

Career Highlights

- * 32-year-old backstop enters his 11th professional season and third with the Dodgers after stops at Double-A Tulsa, Triple-A Oklahoma City and Durham and Los Angeles in 2019
- * In 27 career big league games, has gone 4-for-37 (.108) with a home run and two RBI over four seasons with San Diego (2019, '17) and Los Angeles (2018-19)
- * Had his contract selected by the Padres on Sept. 2, 2015 and made his Major League debut on Sept. 6, 2015 against the Dodgers as a pinch-hitter...made his first career big league start at catcher on Sept. 30, 2015 against the Brewers
- * Collected his first career big league hit on Sept. 30, 2015 against the Brewers, collecting a single off Corey Knebel...stroked his first career Major League home run on Sept. 20, 2017 against the Diamondbacks, hitting a game-tying two-run shot off of Robbie Ray
- * In 10 minor league seasons, has posted a .263 career batting average with 17 home runs and 282 RBI in 760 games in the Padres (2010-17), Dodgers (2018-19) and Rays (2019) organizations
- * Has played the majority of his career at catcher, totaling a .992 fielding percentage (44 errors/5762.2 INN) and throwing out 35% of would-be basestealers (156/446) over his minor league career...has also appeared in seven games at third base and three games at second base, while also making 3 career pitching appearances, tossing 2.0 innings and allowing two runs
- * Honored as an MiLB.com Organizational All-Star with the Padres in 2015
- * Selected by the Padres in the 24th round of the 2010 First-Year Player Draft out of University of Portland

Year-By-Year

2019

* Appeared in five games for Los Angeles, making four starts behind the plate and going 2-for-15 with a run scored

* Slashed .278/.318/.364 at the Triple-A level in 47 games combined between stops at Oklahoma City and Durham (Tampa Bay)

* Caught 37 percent of attempted base-stealers (27 SB, 16 CS) and posted a .991 fielding percentage across 295.0 innings caught in the minor leagues

Started the season with Triple-A Oklahoma City before getting the big-league call on April 27 when Russell Martin went on IL...went 1-for-4 with a run scored in the Dodgers' 6-1 victory vs. Cincinnati on April 16...optioned back to Triple-A on April 27...recalled to majors May 10 and then optioned May 16...put together a four-game multi-hit streak for Oklahoma City from June 1-9...traded from Dodgers to Tampa Bay Rays on July 31...hit .323 (20-for-62) with two doubles for Durham, his final stop of the season...went on a season-long, six-game hitting streak from August 8 - 16, including a 4-for-4 game on August 9...pitched one inning for the Bulls, yielding two solo shots...elected free agency November 4

2018

* Spent the majority of the season at Triple-A Oklahoma City, where he earned a selection as a mid-season Pacific Coast League All-Star after hitting .281 with four homers and 34 RBI in 85 games

* In the minors threw out 25 of 58 would-be basestealers (43%)

Excelled against left-handed pitching in minors, going 23-for-77 (.299)...had his contract selected by the Dodgers

on September 2, and appeared in three games (0-for-2)...signed by the Dodgers as a minor league free agent on Feb. 25

2017

* Made three starts at catcher with the Padres and went 1-for-10 (.100) with a home run and two RBI after having his contract selected by the club on Sept. 18 for his second stint in the Majors

* Slugged his first career big league home run on Sept. 20, 2017 against the Diamondbacks, hitting a two-run shot in the second inning off of Robbie Ray

* Spent majority of the season with Triple-A El Paso, hitting .278 with 43 runs, 20 doubles, two triples, two home runs and 37 RBI in 103 games

Appeared in 99 games (95 starts) at catcher with El Paso, posting a .995 fielding percentage and throwing out 40% of would-be basestealers (31/77)...also made his first career pitching appearance, tossing 1.0 scoreless inning in two relief outings ...hit .286 against right-handed pitchers, compared to a .253 mark against lefties...with runners in scoring position he hit .318, while batting .299 with runners on base

2016

* Split the season between Double-A San Antonio and Triple-A El Paso, hitting a combined .243 (86-for-354) with 10 doubles, one triple, five home runs, 34 RBI and 37 runs scored in 107 games

Started 97 total games behind the plate between San Antonio and El Paso, posting a .992 fielding percentage (seven errors in 830 total chances)...also made three starts at third base for the Chihuahuas...threw out 25 of 75 (33%) attempted basestealers between San Antonio and El Paso

2015

* Spent the majority of the season with Triple-A El Paso, hitting .307 in 102 games for the Chihuahuas before making his Major League debut for San Diego

* Selected from Triple-A El Paso on Sept. 2 for his first career call-up, spending the remainder of the season with the Big League club

* Made his Major League debut on 9/6 vs. LAD with a pinch-hit appearance

Started one game for San Diego on 9/30 vs. MIL, catching the entire game in an Andrew Cashner's start...collected his first career hit in his final at-bat of that game with a single...in 102 games for Triple-A El Paso he hit a career-best .307 (99-322) with 21 extra-base hits, 39 RBI and 34 runs scored...played for Leones del Escogido in the Dominican Winter League after the season, hitting .315 (23-for-73) in 20 games...following the season, was not tendered a contract and re-signed with the club as a minor league free agent on 12/8/15

2014

* Spent the entire season with Triple-A El Paso, hitting .303 with 12 doubles and 35 RBI in 77 games

Against left-handed pitching he hit .327 (17-for-52) and .295 (52-for-176) vs. right-handers...tossed out 38.2% (26-of-68) of attempted base stealers...played winter ball in the Australian Baseball League following the season for Adelaide Bite

2013

* Spent the majority of the season with Double-A San Antonio, playing in 70 games total between the Missions and Triple-A Tucson

Played 62 of his 70 games in 2013 with the Missions...hit .278 (10-for-36) against left-handed pitching for San Antonio...made 56 starts behind the plate for San Antonio...tossed out 21 of 60 (35%) attempted base stealers

2012

* Split time between Advanced-A Lake Elsinore, Double-A San Antonio and Triple-A Tucson, playing the majority of his games with Tucson

Made 36 starts behind the plate for Tucson, 13 for Lake Elsinore and one for San Antonio...tossed out 17 of 47 (36%) attempted base stealers overall on the season

2011

In his second professional season, began the year with Single-A Fort Wayne before also playing for Single-A Lake Elsinore, Double-A San Antonio and Triple-A Tucson...spent the majority of his season with Fort Wayne and Lake Elsinore, playing in 26 games for the Tin Caps and 27 for the Storm...tossed out 17 of 48 (35%) attempted base stealers overall

2010

Made his professional debut with Rookie-Level Eugene, hitting .292 (47-for-161) over 43 games for the Emeralds...made 35 starts behind the plate, tossing out 26 of 62 (42%) of attempted base stealers

Personal

Rocky Michael Gale...resides in Scottsdale, AZ with his wife Leah and son Remy... son of current Giants scout and former Astros scout Paul Gale...attended the University of Portland and was named first team All-West Coast Conference as a senior after hitting .347 with two homers and 16 RBI...named first team All-State and first team All-Valley Conference in 2006 at North Salem High School (OR)...selected by San Diego in the 24th round of the First-Year Player Draft and was signed by Padres' scout Justin Baughman

Career Batting Record

| Year | Team | AVG | G | AB | R | H | 2B | 3B | HR | RBI | SH | SF | HBP | BB | SO | SB | CS | OBP | SLG | E |
|-----------------------|---------------|------|-----|------|-----|-----|-----|----|----|-----|----|----|-----|-----|-----|----|----|------|------|----|
| 2010 | Eugene | .292 | 43 | 161 | 16 | 47 | 5 | 0 | 0 | 16 | 0 | 0 | 1 | 7 | 29 | 2 | 2 | .325 | .323 | 2 |
| 2011 | Tucson | .250 | 4 | 12 | 1 | 3 | 0 | 1 | 0 | 2 | 0 | 0 | 0 | 0 | 1 | 0 | 0 | .250 | .417 | 0 |
| | San Antonio | .043 | 7 | 23 | 1 | 1 | 1 | 0 | 0 | 1 | 0 | 0 | 0 | 0 | 3 | 0 | 0 | .043 | .087 | 1 |
| | Fort Wayne | .267 | 26 | 90 | 9 | 24 | 3 | 0 | 1 | 13 | 1 | 3 | 1 | 6 | 23 | 0 | 1 | .310 | .333 | 3 |
| | Lake Elsinore | .180 | 14 | 50 | 3 | 9 | 1 | 0 | 1 | 6 | 1 | 0 | 0 | 1 | 8 | 1 | 0 | .196 | .260 | 3 |
| 2012 | Tucson | .171 | 41 | 123 | 12 | 21 | 6 | 0 | 0 | 11 | 2 | 0 | 0 | 6 | 22 | 0 | 0 | .209 | .220 | 2 |
| | San Antonio | .200 | 3 | 5 | 0 | 1 | 0 | 0 | 0 | 0 | 0 | 0 | 0 | 0 | 1 | 0 | 0 | .200 | .200 | 0 |
| | Lake Elsinore | .180 | 14 | 50 | 3 | 9 | 1 | 0 | 1 | 6 | 1 | 0 | 0 | 1 | 8 | 1 | 0 | .196 | .260 | 3 |
| 2013 | Tucson | .200 | 8 | 20 | 1 | 4 | 1 | 0 | 0 | 2 | 0 | 0 | 0 | 0 | 2 | 0 | 0 | .200 | .250 | 0 |
| | San Antonio | .246 | 62 | 207 | 15 | 51 | 5 | 0 | 1 | 22 | 3 | 2 | 2 | 10 | 19 | 0 | 4 | .285 | .285 | 3 |
| 2014 | El Paso | .303 | 77 | 228 | 21 | 69 | 12 | 0 | 0 | 35 | 2 | 3 | 0 | 10 | 33 | 1 | 0 | .328 | .355 | 5 |
| 2015 | SAN DIEGO | .100 | 11 | 10 | 0 | 1 | 0 | 0 | 0 | 0 | 0 | 0 | 0 | 0 | 1 | 0 | 0 | .100 | .100 | 0 |
| | El Paso | .307 | 102 | 322 | 34 | 99 | 16 | 4 | 1 | 39 | 4 | 3 | 5 | 17 | 59 | 1 | 1 | .349 | .391 | 6 |
| 2016 | El Paso | .278 | 44 | 144 | 16 | 40 | 2 | 0 | 3 | 14 | 2 | 3 | 5 | 5 | 19 | 0 | 0 | .318 | .354 | 1 |
| | San Antonio | .219 | 63 | 210 | 21 | 46 | 8 | 1 | 2 | 20 | 2 | 2 | 4 | 29 | 38 | 1 | 0 | .322 | .295 | 6 |
| 2017 | SAN DIEGO | .100 | 3 | 10 | 1 | 1 | 0 | 0 | 1 | 2 | 0 | 0 | 0 | 0 | 2 | 0 | 0 | .100 | .400 | 1 |
| | El Paso | .278 | 103 | 342 | 43 | 95 | 20 | 2 | 2 | 37 | 2 | 5 | 4 | 24 | 55 | 0 | 0 | .328 | .365 | 4 |
| 2018 | LOS ANGELES | .000 | 3 | 2 | 0 | 0 | 0 | 0 | 0 | 0 | 0 | 0 | 0 | 0 | 1 | 0 | 0 | .000 | .000 | 0 |
| | Oklahoma City | .281 | 85 | 295 | 24 | 83 | 14 | 2 | 4 | 34 | 7 | 4 | 0 | 12 | 50 | 1 | 2 | .305 | .383 | 5 |
| 2019 | Oklahoma City | .250 | 30 | 100 | 12 | 25 | 4 | 1 | 2 | 14 | 0 | 1 | 1 | 7 | 24 | 1 | 0 | .303 | .370 | 1 |
| | Tulsa | .214 | 4 | 14 | 0 | 3 | 0 | 0 | 0 | 0 | 0 | 0 | 0 | 0 | 2 | 0 | 0 | .214 | .429 | 0 |
| | LOS ANGELES | .133 | 5 | 15 | 1 | 2 | 0 | 0 | 0 | 0 | 0 | 0 | 0 | 0 | 7 | 0 | 0 | .133 | .267 | 0 |
| | Durham | .323 | 17 | 62 | 6 | 20 | 2 | 0 | 0 | 6 | 0 | 1 | 1 | 2 | 9 | 0 | 0 | .344 | .673 | 1 |
| Major League-4 years | | .108 | 22 | 27 | 2 | 4 | 0 | 0 | 1 | 2 | 0 | 0 | 0 | 0 | 11 | 0 | 0 | .108 | .189 | 2 |
| Dodger Total-2 year | | .118 | 8 | 20 | 1 | 2 | 0 | 0 | 0 | 0 | 0 | 0 | 0 | 0 | 8 | 0 | 0 | .108 | .189 | 1 |
| Minor League-10 years | | .263 | 760 | 2479 | 242 | 651 | 101 | 11 | 17 | 282 | 29 | 27 | 25 | 143 | 409 | 8 | 11 | .306 | .333 | 44 |

Career Single-Game Bests

Most Hits: 1 (4x), last, April 25, 2019 at CHC
 Most RBI: 2, Sept. 20, 2017 vs. ARI
 Most Home Runs: 1, Sept. 20, 2017 vs. ARI
 Most Runs Scored: 1 (2x), April 16, 2019 vs. CIN

Most Stolen Bases: None
 Most Walks: None
 Longest Hitting Streak: 1 game (4x), last, April 25, 2019 at CHC
 Grand Slams: None

Career Fielding Record

| Position | PCT | G | PO | A | E | TC | DP |
|----------|------|----|----|---|---|----|----|
| Catcher | .975 | 15 | 77 | 2 | 2 | 81 | 0 |

Career Transactions

- June 8, 2010: Drafted by the San Diego Padres in the 24th round of the 2010 amateur draft out of the University of Portland
- Dec. 8, 2015: Signed by San Diego as a free agent
- Feb. 25, 2018: Signed as a free agent with Los Angeles
- Dec. 1, 2019: Signed as a free agent with Los Angeles

Injured List

- Has not been on the disabled list in the Major Leagues



Anthony

GARCÍA

OF | 72

@Dodgers

Bats: Right **Throws:** Right
Height: 5-11 **Weight:** 220
Opening Day Age: 28
Born: January 4, 1992 in Carolina, Puerto Rico
Resides: Carolina, Puerto Rico
Acquired: Signed as a minor league free agent on Dec. 18, 2019
ML Service: 0.000



Career Highlights

- * Outfielder enters his 12th professional season and his first Spring Training with the Dodgers after being acquired on December 18, 2019
- * Owns a career .261/.349/.449 slashline across five levels of St. Louis, Oakland and San Francisco's farm systems
- * Played parts of 10 off seasons in the Puerto Rican and Venezuelan Winter Leagues, where he slashed .276/.368/.444 over 322 games
- * Named Caribbean Series MVP in 2018 after going 12-for-24 (.500) with four doubles, three homers and eight RBI in six games for Puerto Rico
- * Garnered MiLB.com Organization All-Star honors for his 2012, 2015 and 2017 seasons with St. Louis, alongside mid-season All-Star recognition in 2017 and post-season All-Star honors in 2017 and 2012
- * Named 2015 MVP of the Puerto Rican League following his Comeback Player of the Year award in 2014
- * Has played 482 games in left field, 186 games in right field, two games in center, 27 games behind the plate and seven at first, with one pitching appearance in 2010
- * Drafted in the 18th round of the 2009 First-Year Player Draft by St. Louis

Year-By-Year

2019

- * Limited to 55 games with Triple-A Sacramento, where he batted .284 with eight doubles, six homers and 25 RBI before being placed on the IL on June 11
- * Hit .330 with six doubles, five homers and 21 RBI across 29 games during May
- In 67 at-bats, battled back to hit .299 when behind in the count, compared to his .259 mark in 54 at-bats ahead in the count...stroked .284 (19-for-67) with three doubles, a pair of homers and 10 RBI in two-out situations...went 10-for-29 (.345) when leading off...signed a minor league free agent contract with San Francisco on Jan. 24

2018

- * Had a career year with Triple-A Nashville, where he registered career highs in games (131), runs (78), hits (122), homers (25), RBI (91), walks (65) and total bases (230), while slashing .254/.357/.479
- * Paced Oakland's system in home runs, RBI, walks and total bases and also ranked among the top of the farm system in runs (3rd), doubles (4th, 31) and slugging (10th)
- * Led the Sound in plate appearances (566), runs, doubles, home runs, RBI, walks and total bases
- Hit .286 (70-for-245) with 22 doubles and 13 homers in 66 road games, compared to his .221 average (52-for-235) with nine doubles and 12 home runs at First Horizon Park...saw his best offensive month in August, when he slashed .292/.375/.496 with eight doubles, five homers and 25 RBI...signed a free-agent contract with Oakland on Jan.10

2017

- * Began his 2017 campaign with Triple-A Memphis, where he hit .179 across 14 games, before playing the balance of the season with Double-A Springfield...slashed .294/.370/.487 and swiped a career-high eight bags while totaling nine stolen bases on the season
- * Received Texas League mid-season, post-season and MiLB.com Organization All-Star honors after ranking third in league slugging (.487) and seventh in average (.294) while turning in a combined .282/.359/.466 line with 19 doubles, a pair of triples, 16 homers and 72 RBI in 115 games

Defensively, committed two errors in 117 chances across 76 games in the outfield for a .983 fielding percentage between both levels...launched 11 of his 15 homers with Springfield at home...went 32-for-102 (.314) with a trio of doubles, a triple, seven homers and 55 RBI with runners in scoring position with the Cardinals...ranked among the top Texas League bats in homers (11th), RBI (6th, 69) and OPS (12th, .857)...owned a .229 average when leading off an inning but compiled a .333 OBP in the process...hit .304 across 32 games as a designated hitter...played for Caracas in the Venezuelan Winter League, Carolina in the Puerto Rican Winter League and represented Team Puerto Rico in the Caribbean Series...totaled a .308 average with 10 doubles, nine homers and 35 RBI across 46 games among the three teams...named Caribbean Series MVP after going 12-for-24 (.500) with four doubles, three homers and eight RBI in six games for Puerto Rico

2016

* Split the season between Triple-A Memphis (70 G) and Double-A Springfield (37 G), and combined to hit .238 with 18 doubles, 11 homers and 43 RBI in 107 games

* Bookended his season with Triple-A Memphis, where he slashed .229/.296/.394 with 12 doubles, eight homers and 27 RBI across 70 games

* Played at Double-A Springfield from May 27 to July 18 and hit .254 with six doubles, a trio of homers and 16 RBI

After being recalled to Triple-A Memphis on July 19, proceeded to hit .419 with a double, four homers and six RBI in 11 games during July...registered a season-high six-game hitting streak from June 1 to June 14 with Springfield (9-for-18, .500)...played 38 games for Carolina in the Puerto Rican Winter League, where he slashed .280/.338/.371 with 10 doubles, a homer and 12 RBI with four stolen bases

2015

* Started the season in Double-A Springfield, where he ranked among the top of the Texas League with a .400 OBP (7th), .476 slugging (11th) and .876 OPS (6th); alongside a .285 batting average with 22 doubles, 11 homers and 54 RBI across 87 games

* Promoted to Triple-A Memphis on Aug. 18 and slashed .276/.344/.483 with four doubles, a triple, a pair of homers and 10 RBI in 18 games

* Named Cardinals Minor League Player of the Month for July after turning in a .327 average, .426 OBP and .888 OPS

Represented Puerto Rico in the Pan Am games during July...went 11-for-28 and paced the tournament with five homers, 17 RBI and a .964 slugging percentage across eight games...on July 15 against Colombia, hit a grand slam in the seventh inning and a game-ending home run in the ninth to wrap the day with six RBI...compiled a 29 road game on-base streak from May 9 to Aug. 12...played 35 games with Carolina in the Puerto Rican Winter League, where he hit .223 with four doubles, a triple, four home runs and 21 RBI

2014

* Played the entirety of the season with Advanced-A Palm Beach, where he hit .227 with 20 doubles, a pair of triples, 10 homers and 44 RBI across 100 games

* Named Puerto Rican League MVP after slashing .328/.422/.635 with 10 homers and 34 RBI

* Represented Puerto Rico in the Caribbean Series, where he went 3-for-14 and drove in a run across four games

2013

* Named Cardinals Minor League Player of the Month for June after collecting seven home runs, 14 RBI and a 1.298 OPS at a .385 (25-for-65) clip across 17 games with the Palm Beach Cardinals

* Slashed .217/.286/.383 and tied for 10th among Cardinal farmhands with 13 homers and ranked third on the team with 45 RBI

* Received Florida State League Player of the Week for the weeks of June 3-10 and June 24-1...was one of two players to receive the award twice during the 2013 season

* Honored as Comeback Player of the Year after hitting .305 and tying for third in the Puerto Rican Winter League with five home runs and pacing all bats with 26 RBI across 38 games

2012

* Spent the entirety of the season with Single-A Quad Cities, where he ranked second in the Midwest League with 19 home runs, slugging (.525) and extra base hits (56) at a .280/.354/.525 clip

* Ranked second among all Cardinal Minor Leaguers with 34 doubles and third overall with his 19 home runs and 74 RBI

Tied for the team best with a 16-game hitting streak from June 22 to July 7 and was named Midwest League Player of the Week for June 18-24...played for Carolina of the Puerto Rican Winter League and slashed .279/.377/.433 with five doubles, a triple, three homers and 16 RBI in 34 games

2011

* Played 51 games for Short-Season Johnson City, where he slashed .308/.407/.527 with 14 doubles, four triples, six homers and 31 RBI

* Ranked second among all Cardinal farmhands and fifth in the Appalachian League in OBP (.407)...also ranked third among the Cardinal system with a .935 OPS and sixth in batting average (.308) and slugging (.527)

* Went 2-for-10 (.200) with a double over seven games with Carolina in the Puerto Rican Winter League

2010

* Played the majority of his season with Rookie-Level GCL Cardinals, where he slashed .284/.406/.457 with five homers and 20 RBI across 39 games

* Ascended to Johnson City on Aug. 26 and made a pair of appearances to wrap the season

* Had his best offensive month in July, when he hit .339 and launched four of his five homers and collected 15 of 20 RBI on the season

Played 11 of his 41 games at catcher as he transitioned to the outfield, where he saw action in 26 games, with 21 in right field and seven in left, in addition to a pair of games at first...logged 262.0 innings of errorless defense

2009

Played 23 games for the GCL Cardinals in his first professional season and batted .235 with a trio of doubles, a triple and three RBI...played 16 games as the backstop and posted a .968 fielding percentage with four errors across 118.0 innings...drafted in the 18th round of the 2009 First Year Player Draft by St. Louis

Personal

Anthony Garcia...graduated from San Juan Educational School in Puerto Rico

Career Batting Record

| Year | Team | AVG | G | AB | R | H | 2B | 3B | HR | RBI | SH | SF | HBP | BB | SO | SB | CS | OBP | SLG | E |
|-------------------------|----------------|------|-----|------|-----|-----|-----|----|-----|-----|----|----|-----|-----|-----|----|----|------|------|----|
| 2009 | GCL Cardinals | .235 | 23 | 51 | 12 | 12 | 3 | 1 | 0 | 3 | 0 | 0 | 2 | 4 | 10 | 2 | 1 | .316 | .333 | 4 |
| 2010 | Johnson County | .333 | 2 | 3 | 1 | 1 | 1 | 0 | 0 | 1 | 10 | 1 | 0 | 1 | 1 | 0 | 0 | .400 | .667 | 0 |
| | GCL Cardinals | .284 | 39 | 116 | 20 | 33 | 3 | 1 | 5 | 20 | 0 | 2 | 6 | 19 | 17 | 2 | 0 | .406 | .457 | 0 |
| 2011 | Johnson County | .308 | 51 | 182 | 38 | 56 | 14 | 4 | 6 | 31 | 0 | 2 | 11 | 21 | 36 | 4 | 1 | .407 | .527 | 4 |
| 2012 | Quad Cities | .280 | 109 | 396 | 63 | 113 | 34 | 3 | 19 | 74 | 0 | 2 | 12 | 34 | 107 | 3 | 6 | .354 | .525 | 4 |
| 2013 | Palm Beach | .217 | 98 | 345 | 37 | 75 | 16 | 1 | 13 | 45 | 2 | 4 | 9 | 26 | 95 | 6 | 2 | .286 | .383 | 7 |
| | GCL Cardinals | .000 | 1 | 4 | 0 | 0 | 0 | 0 | 0 | 0 | 0 | 0 | 0 | 0 | 1 | 0 | 0 | .000 | .000 | 0 |
| 2014 | Palm Beach | .227 | 100 | 343 | 56 | 78 | 20 | 2 | 10 | 44 | 0 | 1 | 9 | 38 | 64 | 3 | 4 | .320 | .385 | 1 |
| 2015 | Springfield | .285 | 87 | 288 | 50 | 82 | 22 | 0 | 11 | 54 | 1 | 1 | 11 | 45 | 54 | 6 | 2 | .400 | .476 | 3 |
| | Memphis | .276 | 18 | 58 | 7 | 16 | 4 | 1 | 2 | 10 | 0 | 0 | 0 | 20 | 44 | 1 | 1 | .344 | .483 | 0 |
| 2016 | Springfield | .254 | 37 | 122 | 17 | 31 | 6 | 0 | 3 | 16 | 31 | 0 | 1 | 11 | 24 | 2 | 2 | .331 | .377 | 1 |
| | Memphis | .229 | 70 | 218 | 25 | 50 | 12 | 0 | 8 | 27 | 0 | 6 | 3 | 20 | 44 | 1 | 1 | .296 | .394 | 3 |
| 2017 | Springfield | .294 | 101 | 347 | 57 | 102 | 18 | 2 | 15 | 69 | 1 | 5 | 5 | 40 | 72 | 8 | 2 | .370 | .487 | 2 |
| | Memphis | .179 | 14 | 39 | 1 | 7 | 1 | 0 | 1 | 3 | 0 | 0 | 1 | 3 | 6 | 1 | 1 | .256 | .282 | 0 |
| 2018 | Nashville | .254 | 115 | 386 | 58 | 109 | 19 | 2 | 16 | 72 | 1 | 5 | 6 | 65 | 107 | 1 | 3 | .357 | .479 | 4 |
| 2019 | Sacramento | .284 | 55 | 183 | 25 | 52 | 8 | 0 | 6 | 25 | 0 | 3 | 2 | 25 | 46 | 1 | 2 | .371 | .426 | 3 |
| Minor League - 11 years | | .261 | 936 | 3175 | 487 | 828 | 193 | 16 | 124 | 513 | 5 | 33 | 89 | 358 | 695 | 40 | 28 | .349 | .449 | 36 |

Career Transactions

- June 8, 2009: Drafted by the St. Louis Cardinals in the 18th round of the 2009 First Year Player Draft out of San Juan Educational
- November 11, 2017: Signed by Oakland Athletics as a free agent
- November 27, 2018: Signed as a free agent with San Francisco
- Dec. 18, 2019: Signed as a free agent with Los Angeles

Injured List

- Has not been on the disabled list in the Major Leagues



Tyler

GILBERT

LHP | 97

@Dodgers

Bats: Left **Throws:** Left**Height:** 6-3 **Weight:** 190**Opening Day Age:** 26**Born:** December 22, 1993 in Santa Cruz, CA**Resides:** Santa Cruz, CA**Acquired:** Traded from Philadelphia Phillies for Kyle Garlick on February 16, 2020**ML Service:** 0.000

Career Highlights

* 26-year-old southpaw enters his sixth professional season with an overall record of 21-24 (32 starts) and 3.36 ERA (131 ER/351.0 IP)

* In 68 career minor league starts, he has posted a 12-18 record with 202 strikeouts and 47 walks...in 84 career relief appearances, he has earned a 9-6 record with a 1.05 WHIP

* Has held opposing hitters to a .249 career average in the minors

* Earned his first career win on July 25, 2015 with Short-A Williamsport, throwing 5.0 scoreless innings with six strikeouts and no walks at Aberdeen...later recorded his first career save with Advanced-A Clearwater on April 27, 2017, throwing one inning of relief with one strikeout against Tampa Bay

* Selected by the Philadelphia Phillies as the 174th overall pick in the sixth round of the 2015 MLB First Year Player Draft

Year-By-Year

2019

* Made 36 relief appearances with Triple-A Lehigh Valley, owning a 2-4 record with a 2.83 ERA (15 ER/47.2 IP)...recorded two saves over 47.2 innings pitched

Posted a 1.11 WHIP as he struck out 46 batters and walked 14...produced a 1.000 fielding percentage from the mound over 36 games...received an invite as a non-roster player to his first Spring Training with Philadelphia

2018

* Combined to go 7-2 with five saves and a 3.25 ERA (25 ER/69.1 IP) with Double-A Reading and Triple-A Lehigh Valley in 48 games out of the bullpen

With Double-A Reading, posted a 4-1 record with a 2.86 ERA (11 ER/34.2 IP)...struck out 41 batters with just nine walks for a .211 oppositional average...upon promotion, held a 3-1 record over 34.2 IP...garnered a 3.63 ERA (14 ER/34.2 IP) with 28 strikeouts and six walks with Triple-A Lehigh Valley

2017

* Began his conversion to a relieving role, producing a 1-6 record over 35 games (one start) with Advanced-A Clearwater

Struck out 52 batters with just 15 walks over 61.0 IP, earning him a 2.95 ERA (20 ER/61.0 IP)...tabbed his first career save at Tampa Bay on April 27, throwing one inning of relief with one strikeout

2016

Spent the season with Single-A Lakewood, posting a 7-9 record over 23 starts...kept a 3.98 ERA (58 ER/131.0 IP) and held the opposition to a .264 average...threw a career-high 106 strikeouts over 131 innings...owned a .24 WHIP...struck out a career-best nine batters on June 6 against Lexington over 7.0 innings and earned the win

2015

Began his professional career with Short-A Williamsport, owning a 4-3 record in 10 games (eight starts) over 42.0 IP...struck out 44 batters against six walks while posting a 1.14 WHIP...earned his first win on July 25 at Aberdeen, throwing 5.0 scoreless innings with six strikeouts and no walks

PERSONAL

Tyler Gilbert...graduated from San Lorenzo Valley High School in 2012...selected to the First Team All-Santa Cruz Coast League from 2010-12...also named Senior Male Athlete of the Year at this high school...started playing college baseball at Santa Barbara City College...named 2013 Western State-North Division Pitcher of the Year and selected to the 2013 All-Southern California team by the California Community College Baseball Coaches Association...continued playing at the University of Southern California for one season before being drafted...was drafted in the sixth round of the 2015 MLB First Year Player Draft by the Philadelphia Phillies with the 174th overall pick

| Career Pitching Record | | | | | | | | | | | | | | | | | | | | |
|------------------------|---------------|-------|------|-----|----|----|-----|----|-------|-----|-----|-----|----|----|----|-----|----|----|------|--|
| Year | Team | W-L | ERA | G | GS | CG | SHO | SV | IP | H | R | ER | HR | HB | BB | SO | WP | BK | AVG | |
| 2015 | Wilmington | 4-3 | 2.79 | 10 | 8 | 0 | 0 | 0 | 42.0 | 42 | 16 | 13 | 0 | 4 | 6 | 44 | 2 | 0 | .251 | |
| 2016 | Lakewood | 7-9 | 3.98 | 23 | 23 | 0 | 0 | 0 | 131.0 | 136 | 65 | 58 | 10 | 7 | 26 | 106 | 9 | 1 | .264 | |
| 2017 | Clearwater | 1-6 | 2.95 | 35 | 1 | 0 | 0 | 3 | 61.0 | 64 | 22 | 20 | 5 | 3 | 15 | 52 | 4 | 0 | .271 | |
| 2018 | Reading | 4-1 | 2.86 | 23 | 0 | 0 | 0 | 2 | 34.2 | 27 | 14 | 11 | 3 | 1 | 9 | 41 | 1 | 0 | .208 | |
| | Lehigh Valley | 3-1 | 3.63 | 25 | 0 | 0 | 0 | 3 | 34.2 | 27 | 14 | 14 | 4 | 2 | 6 | 28 | 4 | 0 | .214 | |
| 2019 | Lehigh Valley | 2-4 | 2.82 | 36 | 0 | 0 | 0 | 2 | 47.2 | 39 | 18 | 15 | 4 | 2 | 14 | 46 | 7 | 0 | .224 | |
| Minor League- 5 years | | 21-24 | 3.36 | 152 | 32 | 0 | 0 | 10 | 351.0 | 335 | 149 | 131 | 26 | 19 | 76 | 317 | 27 | 1 | .249 | |

Career Transactions

- June 8, 2015: Drafted by the Philadelphia Phillies in the sixth round of the First-Year Player Draft
- February 16, 2020: Traded from Philadelphia Phillies for Kyle Garlick

Injured List

- Has not been on the disabled list in the Major Leagues



Terrance

GORE

OF | 27

@terrance_gore0

Bats: Right **Throws:** Right**Height:** 5-7 **Weight:** 160**Opening Day Age:** 28**Born:** June 8, 1991 in Macon, GA**Resides:** Macon, GA**Acquired:** Signed a minor league contract on February 17, 2020**ML Service:** 1.143

Career Highlights

- * The speedy outfielder enters his ninth professional season and first with the Dodgers after signing a Minor League contract with the club on February 17, 2020
- * Has batted .224 with two doubles, a triple and a RBI in 100 Major League games with the Kansas City Royals (2014-2017, 2019) and Chicago Cubs (2018)
- * In 686 career Minor League games, he has a .237 average with 35 doubles, 16 triples, one home run and 112 RBI
- * Has recorded 336 stolen bases at the Major League and Minor League level, while being caught just 41 times (89.1 percent)... has gone 40-for-49 (81.6 %) at the Major League level... has been successful in five-of-six career postseason stolen base attempts
- * Among players with 70 career plate appearances or fewer, his 40 steals are second-most in Major League history, trailing only Allan Lewis (44)
- * Ranks third among active Major League players in runs scored as a pinch hitter (24)
- * Was honored as a Texas League Mid-Season All-Star in 2015
- * Was selected by the Kansas City Royals in the 20th round of the 2011 First-Year Player Draft out of Gulf Coast Community College

Year-By-Year

2019

* Made the Royals Opening Day roster for the third time in his career...hit .275 (14-for-51) with two doubles, one triple, an RBI and 13 stolen bases in 37 games

Was designated for assignment on July 12 and later traded to the Yankees for cash considerations...finished the year in the International League, batting .164 (9-for-55) with three doubles, a triple, an RBI and three stolen bases in 21 games with the RailRiders

2018

* Spent a majority of the year with Triple-A Omaha, but was acquired by the Chicago Cubs on August 14, in exchange for cash considerations...following the trade, played in 11 games at Triple-A Iowa and 14 with the Cubs

Recorded his first big league hit, a single off Max Scherzer, on September 8 at Washington...went 6-for-6 in stolen base attempts in his 14 games with Chicago, while also scoring five runs...recorded a combined 21 steals in 78 games at the Triple-A level (16 with Omaha, 5 with Iowa), tying him for eighth in the Pacific Coast League...batted a combined .193/.283/.277 (34-for-176) with two doubles, two triples and 32 runs scored between his two minor league stops...appeared in the National League Wild Card Game vs. Colorado...swiped second base and scored the tying run in the eighth inning after entering as a pinch-runner

2017

* Made the Royals' Opening Day roster for the second consecutive season, but was optioned to Triple-A Omaha on April 10...recalled twice (July 29; Sept. 1), appearing in 12 games in the big leagues

Hit .249 (56-for-225) with 21 stolen bases in 24 attempts in 84 combined games between Omaha and Double-A Northwest Arkansas...connected for his first professional home run on June 10 vs. New Orleans, in his 1,947th career plate appearance between the Majors and minors

2016

Made his first Opening Day roster, but spent most of the season with Northwest Arkansas...appeared in 17 games with the Royals, going 0-for-3 with 11 stolen bases and six runs scored...scored the winning run on a wild pitch in the 10th inning of a 4-3 triumph over Minnesota on April 10...it marked the first of six runs he scored as a pinch-runner, third most in the Majors...successful on his first nine stolen base attempts and the first 17 of his career,

before being caught by Cleveland's Roberto Perez on Sept. 21 at Progressive Field...led the Southern League (AA) with 44 steals in 49 attempts (89.8%) – 13 more than the next-closest player– despite playing in just 88 games

2015

Had two stints with the Royals, April 15-17 and September 2 through the end of the season...spent most of the year with Northwest Arkansas, where he was named a Texas League All-Star for the first time...ranked second in the league with 39 steals..made two pinch-running appearances during the postseason, recording one steal... he swiped second base in Game 4 of the ALDS at Houston, but was thrown out trying to steal third in the same game...despite playing in just eight postseason games with the Royals, his four steals are tied for fourth all-time in franchise history

2014

Made his Major League debut on Sept. 2 vs. Texas, entering as a pinch-runner for Mike Moustakas in the bottom of the 8th inning...despite making his debut on Sept. 2, credited with a stolen base and a run scored in the Aug. 31 loss to Cleveland during the completion of the suspended game on Sept. 22 at Progressive Field...appeared in six postseason games, recording three steals and scoring two runs... recorded stolen bases in the first two games of the ALDS vs. the Angels...scored the go-ahead run in Game 2 of the ALCS vs. the Orioles on Alcides Escobar's RBI double

2013

Led the South Atlantic League with 68 stolen bases in 2013, ranking fifth among minor leaguers

2012

Led Appalachian League (Rookie) in runs (50) and steals (26) and tied for fourth in walks (36)...named the "Fastest Baserunner" in the Royals organization by Baseball America prior to the 2012, 2013 and 2014 seasons

Personal

Terrance J. Gore resides in Panama City, Fla., with wife, Britney and son, Zane Patrick... Graduated from Jones County High School in Gray, Ga., in 2010 where he batted .474 as a senior with 49 steals...recorded 145 stolen bases during his high school career... Played one season at Gulf Coast Community College in Panama City, Fla. (2011), where he hit .330 with 51 stolen bases in 54 attempts...theft total ranks second in a single season at the school... Selected by the Kansas City Royals in the 20th round of the 2011 First-Year Player Draft

Career Batting Record

| Year | Team | AVG | G | AB | R | H | 2B | 3B | HR | RBI | SH | SF | HBP | BB | SO | SB | CS | OBP | SLG | E |
|------------------------|----------------|------|-----|------|-----|-----|----|----|----|-----|----|----|-----|-----|-----|-----|----|------|------|----|
| 2012 | AZL Royals | .340 | 35 | 94 | 22 | 32 | 2 | 2 | 0 | 16 | 1 | 1 | 4 | 15 | 21 | 17 | 0 | .447 | .404 | 0 |
| | Burlington | .256 | 61 | 227 | 50 | 58 | 4 | 2 | 0 | 13 | 0 | 4 | 9 | 36 | 52 | 36 | 2 | .379 | .291 | 6 |
| 2013 | Lexington | .215 | 128 | 455 | 76 | 98 | 6 | 3 | 0 | 24 | 5 | 0 | 19 | 62 | 120 | 68 | 8 | .334 | .242 | 5 |
| 2014 | Kansas City | .000 | 11 | 1 | 5 | 0 | 0 | 0 | 0 | 0 | 0 | 0 | 0 | 0 | 0 | 5 | 0 | .500 | .000 | 0 |
| | Omaha | .250 | 17 | 20 | 8 | 5 | 0 | 0 | 0 | 0 | 3 | 0 | 1 | 2 | 4 | 11 | 3 | .348 | .250 | 1 |
| 2015 | Wilmington | .218 | 89 | 252 | 34 | 55 | 8 | 1 | 0 | 15 | 9 | 2 | 4 | 20 | 66 | 36 | 4 | .284 | .254 | 2 |
| | KANSAS CITY | .000 | 9 | 3 | 1 | 0 | 0 | 0 | 0 | 0 | 0 | 0 | 1 | 0 | 1 | 3 | 0 | .250 | .000 | 0 |
| 2016 | Northwest Ark. | .284 | 85 | 222 | 42 | 63 | 4 | 1 | 0 | 16 | 8 | 0 | 3 | 26 | 50 | 39 | 2 | .367 | .311 | 5 |
| | KANSAS CITY | .000 | 17 | 3 | 6 | 0 | 0 | 0 | 0 | 0 | 0 | 0 | 0 | 0 | 1 | 11 | 2 | .000 | .000 | 0 |
| 2017 | Northwest Ark. | .233 | 88 | 253 | 31 | 59 | 2 | 1 | 0 | 11 | 26 | 19 | 4 | 26 | 58 | 44 | 5 | .314 | .249 | 2 |
| | KANSAS CITY | .000 | 12 | 4 | 2 | 0 | 0 | 0 | 0 | 0 | 0 | 0 | 5 | 1 | 2 | 2 | 2 | .200 | .000 | 0 |
| 2018 | Northwest Ark. | .254 | 19 | 59 | 9 | 15 | 1 | 0 | 0 | 1 | 1 | 0 | 0 | 2 | 13 | 8 | 0 | .279 | .271 | 0 |
| | Omaha | .247 | 65 | 166 | 29 | 41 | 3 | 3 | 1 | 10 | 5 | 2 | 3 | 16 | 38 | 13 | 3 | .321 | .319 | 4 |
| | CHICAGO | .200 | 14 | 5 | 5 | 1 | 0 | 0 | 0 | 0 | 0 | 0 | 0 | 0 | 1 | 6 | 0 | .200 | .200 | 0 |
| 2019 | Omaha | .211 | 67 | 142 | 26 | 30 | 2 | 2 | 0 | 5 | 7 | 0 | 2 | 17 | 36 | 16 | 4 | .304 | .254 | 3 |
| | Iowa | .118 | 11 | 34 | 6 | 4 | 0 | 0 | 0 | 0 | 0 | 0 | 1 | 2 | 13 | 5 | 1 | .189 | .118 | 0 |
| | KANSAS CITY | .275 | 37 | 51 | 13 | 14 | 2 | 1 | 0 | 1 | 0 | 0 | 1 | 6 | 18 | 13 | 5 | .362 | .353 | 1 |
| | Scranton WB | .164 | 21 | 55 | 8 | 9 | 3 | 1 | 0 | 1 | 1 | 0 | 1 | 12 | 17 | 3 | 0 | .324 | .255 | 0 |
| Major League - 5 years | | .224 | 100 | 67 | 32 | 15 | 2 | 1 | 0 | 1 | 0 | 0 | 3 | 7 | 23 | 11 | 8 | .325 | .284 | 4 |
| Minor League - 8 years | | .237 | 686 | 1979 | 341 | 469 | 35 | 16 | 1 | 112 | 63 | 5 | 51 | 236 | 488 | 296 | 32 | .333 | .272 | 28 |

Career Single-Game Bests

Most Hits: 3, April 10, 2019 vs. SEA
 Most RBI: 1, April 10, 2019 vs. SEA
 Most Home Runs: ---
 Most Runs Scored: 1, 32x, last, July 7, 2019

Most Stolen Bases: 2, 6x, last June 20, 2019 vs. MIN
 Most Walks: 2, June 13, 2019 vs. DET
 Longest Hitting Streak: 7 games, April 8 - May 16, 2019
 Grand Slams: ---

Career Fielding Record

| Position | PCT | G | PO | A | E | TC | DP |
|----------|------|----|----|---|---|----|----|
| Outfield | .977 | 40 | 43 | 0 | 1 | 44 | 0 |

Career Transactions

- June 8, 2011: Drafted by Kansas City in the 20th round of the 2011 First Year Player Draft out of Gulf Coast CC.
- August 15, 2018: Traded to the Chicago Cub for cash
- December 18, 2018: Signed as free agent with Kansas City
- July 17, 2019: Traded to the New York Yankees for cash
- February 18, 2020: Signed with the Dodgers as a free agent

Injured List

- Has not been on the disabled list in the Major Leagues



Josiah

GRAY

RHP | 83

@jojo_gray21

Bats: Right **Throws:** Right**Height:** 6-1 **Weight:** 190**Opening Day Age:** 22**Born:** December 21, 1997 in New Rochelle, NY**Resides:** New Rochelle, NY**Acquired:** Trade from Cincinnati Reds on December 21, 2018**ML Service:** 0.000

Career Highlights

- * Enters his second season with the organization and third professional rated as the club's No. 4 prospect by MLB.com
- * Named the Dodger's 2019 Minor League Pitcher of the Year after ranking among Dodger farmhands in wins (T-1st, 11), starts (T-1st, 25), innings (3rd, 130.0) and strikeouts (1st, 147) across three levels of the system
- * Named a 2018 Baseball America Rookie All-Star with Single-A Greeneville after turning in a 2-2 record with a 2.58 ERA and ranking third in starts (12) and fifth in strikeouts (59) in the Appalachian League
- * Selected in the second round of the 2018 First-Year Player Draft by Cincinnati
- * Owns a career 13-4 record and 2.37 ERA with 206 strikeouts across 38 games (37 GS) and 182.1 innings on the mound

Year-By-Year

2019

* Named the organization's Minor League Pitcher of the Year after tying for the lead in wins with a combined 11-2 record and pacing all Dodger farmhands with 147 strikeouts against just 31 walks in 130.0 innings with a 2.28 ERA across three levels of the system

* Began the season with Single-A Great Lakes, where he logged five starts and allowed just five earned runs over 23.1 innings for a 1.93 ERA with 26 strikeouts against seven walks...ascended to Advanced-A Rancho Cucamonga on May 11 and continued to dominate to the tune of a 7-0 record and 2.14 ERA (16 ER/67.1 IP)...ranked sixth in the league with a 0.965 WHIP and posted a 6.15 strikeout-to-walk ratio after fanning 80 and allowing just 13 free passes

* Capped his 2019 campaign with a promotion to Double-A Tulsa on July 17...amassed a 3-2 record and 2.75 ERA across nine games (eight starts)

Notched a quality start in all 10 of his qualifying outings, including four shutouts...amassed nine games allowing one or fewer earned runs...went a season-high 7.0 innings five times and recorded a career-high nine strikeouts in four, 5.0-inning outings...lowered his ERA from 3.12 (12 ER/34.2 IP) to 1.10 (4 ER/32.2 IP) post All-Star break with Advanced-A Rancho...in his second outing of the season, tossed a perfect five frames and retired five with Great Lakes...went on to allow just one hit and fan seven in as many innings on July 12 with Rancho Cucamonga...saw a nine-game span with Rancho from May 29 to July 12 where he fanned 66 over 55.2 innings to average 10.67 strikeouts per nine innings

2018

* Spent the entirety of his first professional season with Cincinnati's Rookie-Level Greeneville, where he posted a 2-2 record and 2.58 ERA (15 ER/52.1 IP) in 12 games

* Honored as a Baseball America Rookie All-Star after ranking third in starts and fifth in strikeouts in the Appalachian League...sat among top Greeneville Reds in ERA (4th), innings (3rd) and WHIP (2nd, 0.879)

Acquired by the Dodgers on his birthday, Dec. 21, 2018, in exchange for Yasiel Puig, Matt Kemp, Alex Wood, Kyle Farmer and cash considerations

Personal

Josiah Gray...born Dec. 21, 1997 in New Rochelle, NY...rated as the Dodgers' No. 4 prospect by MLB.com... played college baseball at LeMoyne College (NY), where he totaled just 13 starts, all in his junior year, across three seasons as a Dolphin...selected in the second round of the 2018 First-Year Player Draft by the Cincinnati Reds...acquired by the Dodgers on Dec. 21, 2018 in exchange for Yasiel Puig, Matt Kemp, Alex Wood, Kyle Farmer and cash considerations

Career Pitching Record

| Year | Team | W-L | ERA | G | GS | CG | SHO | SV | IP | H | R | ER | HR | HB | BB | SO | WP | BK | AVG |
|-----------------------|------------------|------|------|----|----|----|-----|----|-------|-----|----|----|----|----|----|-----|----|----|------|
| 2018 | Greenville | 2-2 | 2.58 | 12 | 12 | 0 | 0 | 0 | 52.1 | 29 | 17 | 15 | 1 | 2 | 17 | 59 | 5 | 0 | .155 |
| 2019 | Tulsa | 3-2 | 2.75 | 9 | 8 | 0 | 0 | 0 | 39.1 | 33 | 14 | 12 | 0 | 3 | 11 | 41 | 3 | 0 | .228 |
| | Rancho Cucamonga | 7-0 | 2.14 | 12 | 12 | 0 | 0 | 0 | 67.1 | 52 | 20 | 16 | 3 | 3 | 13 | 80 | 0 | 0 | .209 |
| | Great Lakes | 1-0 | 1.93 | 5 | 5 | 0 | 0 | 0 | 23.1 | 13 | 5 | 5 | 0 | 1 | 7 | 26 | 0 | 1 | .207 |
| Minor League- 2 years | | 13-4 | 2.37 | 38 | 37 | 0 | 0 | 0 | 182.1 | 127 | 56 | 48 | 4 | 9 | 48 | 206 | 8 | 1 | .192 |

Career Transactions

- June 7, 2018: Drafted by the Cincinnati Reds in the 2nd round of the 2018 First Year Player Draft from Lemoyne College
- December 21, 2018: Traded by the Cincinnati Reds with Jeter Downs (minors) and Homer Bailey to Los Angeles Dodgers for Kyle Farmer, Matt Kemp, Alex Wood, Yasiel Puig and cash

Injured List

- No Injuries at the Major League level



Reymin

GUDUAN

LHP | 63

@reyminguduan

Bats: Left **Throws:** Left**Height:** 6-4 **Weight:** 205**Opening Day Age:** 28**Born:** March 16, 1992 in San Pedro de Macoris, Dominican Republic**Resides:** San Pedro de Macoris, Dominican Republic**Acquired:** Signed a minor league free agent contract**ML Service:** 0.104**MLB Debut:** May 31, 2017

Career Highlights

- * Has compiled a 1-0 record with a 8.03 ERA (22 ER/24.2 IP) in 32 games across three seasons with Houston
- * Made his Major League debut on May 31, 2017 at Minnesota, allowing one earned run on two hits in 2.0 innings of relief
- * Notched his first career win on June 4, 2019 at Seattle after recording an out in the bottom of the 6th inning
- * Owns a 23-32 record with a 4.64 ERA (197 ER/382.0 IP) and a 1.71 WHIP in 243 Minor League games (31 starts)
- * Has averaged 11.1 strikeouts per nine in 382.0 MiLB innings
- * Signed by Houston as a non-drafted free agent on September 22, 2009

Year-By-Year

2019

* Went 1-0 with a 11.81 ERA (7 ER/5.1 IP) in seven games across four stints with the Astros

* Matched a career-high 2.0 innings of relief at Texas on April 20, while allowing no hits and recording three strikeouts

Struck out six batters in 5.1 innings pitched...appeared in 23 games for Triple-A Round Rock, posting a 3-1 record with a 2.63 ERA (8 ER/27.1 IP) and 32 strikeouts...was placed on the temporarily inactive list on July 28 and was later transferred to the restricted list on July 30, where he remained throughout the remainder of the season

2018

* Appeared in three games in the Majors with the Astros over two stints with the club

Struck out four batters in 3.1 innings pitched, allowing one run on one hit for a 2.70 ERA...tied a single-game career-high in innings pitched (2.0) and strikeouts (3) on June 13 at OAK...in 43 games at Triple-A Fresno he went 3-3 with a 3.74 ERA (23 ER/55.1 IP)

2017

* Made his Major League debut, posting a 7.88 ERA (14ER/16IP) with 16 strikeouts across 22 games across five stints with the Astros

Made his Major League debut on May 31 at MIN, tossing 2.0 innings with two strikeouts in an Astros 17-6 blowout win...was scoreless in a career-long eight consecutive outings from July 17 through Aug. 8...registered his only hold of the season on June 5 at KC...spent the majority of his season with the Triple-A Fresno Grizzlies where he went 5-7 with a 5.87 ERA (30 ER/46.0 IP) in 39 relief appearances...struck out 47 batters for a 9.20 strikeouts per 9.0 innings ratio

2016

Split his season between Double-A Corpus Christi and Triple-A Fresno, combining to go 3-3 with two saves, a 4.18 ERA (26ER/56IP) and 63 strikeouts in 43 appearances...broke camp with Corpus Christi and spent over a month with the Hooks before a promotion to Triple-A on May 12...made nine appearances for the Hooks, going 1-0 with a 0.69 ERA (1ER/13IP) with 19 strikeouts...after his promotion, posted a 2-3 record and a 5.23 ERA (25ER/43IP) in 34 games for the Grizzlies...held lefties to a .213 opponent batting average while at Triple-A...pitched for the Gigantes del Cibao in the Dominican Winter League and made 14 appearances with eight strikeouts in 8.0 innings

2015

Combined to go 4-6 with four saves and a 5.52 ERA (28 ER/45.2 IP) in 35 appearances across three levels in the

Astros minor league system, advancing from Single-A Quad Cities to Advanced-A Lancaster to Double-A Corpus Christi...posted 59 strikeouts in 45.2 innings, while allowing a .220 opponent batting average on the season... pitched for the Gigantes del Cibao in the Dominican Winter League and made 13 appearances with a 4.22 ERA (5ER/10.2IP)

2014

Pitched the entire season at Rookie-Level Greeneville, where he went 2-5 with a 4.47 ERA (22 ER/44.1 IP) in 13 games (nine starts)...bounced between the starter and reliever role all season, going 1-1 with a 3.27 ERA (4ER/11 IP) in relief

2013

Pitched the majority of his season in the Gulf Coast League, where he went 0-1 with a 4.35 ERA (10 ER/20.2 IP) in ten appearances (two starts)...was promoted to Triple-A Oklahoma City on August 30 where he made one relief appearance (1ER/2.1 IP)

2012

Pitched two months in the Gulf Coast League, posting a 1-1 record with a 5.40 ERA (11 ER/18.1 IP) in eight games (three starts) ...struck out 16 batters in 18.1 innings pitched

2011

In 13 starts for the DSL Astros, he went 1-3 with a 2.17 ERA (11 ER/45.2 IP)...posted 61 strikeouts in 45.2 innings, while allowing a .193 opponent batting average

2010

Began his professional career in the Dominican Summer League, where he went 1-2 with a 11.95 ERA (27 ER/20.1 IP) in 14 games (four starts)

Personal

Reymyn Guduan... resides in San Pedro de Macoris, Dominican Republic... was originally signed as a non-drafted free agent by the Astros on September 22, 2009 by scouts Felix Francisco and Rafael Belen

Career Pitching Record

| Year | Team | W-L | ERA | G | GS | CG | SHO | SV | IP | H | R | ER | HR | HB | BB | SO | WP | BK | AVG |
|------------------------|----------------|-------|-------|-----|----|----|-----|------|-------|-----|-----|-----|----|----|-----|-----|----|----|------|
| 2010 | DSL Astros | 1-2 | 11.95 | 15 | 4 | 0 | 0 | 0 | 20.1 | 38 | 34 | 27 | 0 | 3 | 31 | 19 | 10 | 1 | .384 |
| 2011 | DSL Astros | 1-3 | 2.17 | 13 | 13 | 0 | 0 | 0 | 45.2 | 31 | 19 | 11 | 0 | 4 | 42 | 61 | 13 | 0 | .193 |
| 2012 | GCL Astros | 1-1 | 5.40 | 8 | 3 | 0 | 0 | 0 | 18.1 | 26 | 11 | 11 | 1 | 0 | 16 | 16 | 4 | 2 | .342 |
| 2013 | Oklahoma City | 0-0 | 3.86 | 1 | 0 | 0 | 0 | 0 | 2.1 | 1 | 1 | 1 | 0 | 1 | 3 | 4 | 7 | 0 | .143 |
| | GCL Astros | 0-1 | 4.35 | 10 | 2 | 0 | 0 | 0 | 20.2 | 19 | 16 | 10 | 3 | 3 | 10 | 28 | 2 | 1 | .235 |
| 2014 | Greeneville | 2-5 | 4.47 | 13 | 9 | 0 | 0 | 0 | 44.1 | 53 | 32 | 22 | 2 | 2 | 27 | 58 | 8 | 0 | .286 |
| 2015 | Corpus Christi | 1-3 | 11.57 | 16 | 0 | 0 | 0 | 0 | 16.1 | 20 | 23 | 31 | 3 | 0 | 19 | 19 | 5 | 1 | .294 |
| | Quad Cities | 3-0 | 0.75 | 6 | 0 | 0 | 0 | 0 | 12.0 | 6 | 1 | 1 | 0 | 1 | 3 | 15 | 1 | 0 | .146 |
| | Lancaster | 0-3 | 3.12 | 13 | 0 | 0 | 0 | 4 | 17.1 | 12 | 9 | 6 | 0 | 0 | 11 | 25 | 3 | 0 | .188 |
| 2016 | Corpus Christi | 1-0 | 0.69 | 9 | 0 | 0 | 0 | 2 | 13.0 | 7 | 1 | 1 | 1 | 0 | 3 | 19 | 0 | 0 | .156 |
| | Fresno | 2-3 | 5.23 | 34 | 0 | 0 | 0 | 0 | 43.0 | 43 | 25 | 25 | 2 | 0 | 34 | 44 | 8 | 0 | .256 |
| 2017 | HOUSTON | 0-0 | 7.88 | 22 | 0 | 0 | 0 | 0 | 16.0 | 24 | 14 | 14 | 1 | 0 | 12 | 16 | 3 | 0 | .235 |
| | Fresno | 5-7 | 5.87 | 39 | 0 | 0 | 0 | 1 | 46.0 | 61 | 33 | 30 | 4 | 1 | 14 | 47 | 6 | 1 | .316 |
| 2018 | HOUSTON | 0-0 | 2.70 | 3 | 0 | 0 | 0 | 0 | 3.1 | 1 | 1 | 1 | 1 | 0 | 0 | 4 | 0 | 0 | .091 |
| | Fresno | 3-3 | 3.74 | 43 | 0 | 0 | 0 | 2 | 55.1 | 46 | 24 | 23 | 5 | 0 | 32 | 83 | 3 | 0 | .217 |
| 2019 | Round Rock | 3-1 | 2.63 | 23 | 0 | 0 | 2 | 27.1 | 29 | 14 | 8 | 1 | 1 | 1 | 18 | 32 | 5 | 0 | .269 |
| | HOUSTON | 1-0 | 11.81 | 7 | 0 | 0 | 0 | 0 | 5.1 | 8 | 7 | 7 | 3 | 0 | 4 | 6 | 0 | 0 | .364 |
| Major League- 3 years | | 1-0 | 8.03 | 32 | 0 | 0 | 0 | 0 | 24.2 | 33 | 22 | 22 | 5 | 0 | 16 | 26 | 3 | 0 | .317 |
| Minor League- 10 years | | 23-32 | 4.63 | 243 | 31 | 0 | 0 | 11 | 382.0 | 392 | 243 | 197 | 22 | 16 | 263 | 470 | 68 | 6 | .260 |

Career Single-Game Bests

| | | | |
|--------------------------------|--|-------------------------|-------------------------------------|
| Low-Hit Complete Game: | --- | Most Strikeouts: | 3, (3x) last, April 20, 2019 at TEX |
| Most Innings Pitched Starter: | --- | Most Walks: | 5, September 9, 2017 at OAK |
| Most Innings Pitched Reliever: | 2.0 IP, (4x) last, April 20, 2019 at TEX | Longest Winning Streak: | 1 game, June 5, 2019 - current |
| Most Earned Runs Allowed: | 5, September 9, 2017 at OAK | Longest Losing Streak: | --- |

Career Fielding Record

| Position | PCT | G | PO | A | E | TC | DP |
|----------|------|----|----|---|---|----|----|
| Pitcher | .000 | 32 | 0 | 0 | 0 | 0 | 0 |

Career Transactions

- September 22, 2009: Signed by the Houston Astros as an amateur free agent.
- September 5, 2019: Released by the Houston Astros.
- December 2, 2019: Signed as a minor league free agent with the Los Angeles Dodgers.

Injured List

- No Injuries at the Major League level



Connor

JOE

IF/OF | 84

@connor__joe

Bats: Right **Throws:** Right**Height:** 6-0 **Weight:** 205**Opening Day Age:** 27**Born:** August 16, 1992 in San Diego, CA**Resides:** San Diego, CA**Acquired:** Traded from the Braves for international bonus pool money/
DFA'ed by the Giants before returning to the Dodgers**ML Service:** 0.017**MLB Debut:** March 28, 2019

Career Highlights

- * Enters his sixth season and second camp with the Dodgers as a utility man who has played outfield, infield and catcher ... owns a minor league career .271/.377/.420 slash line with 103 doubles, 11 triples, 43 homers and 229 RBI across 495 games
- * Was drafted 39th overall in the 2014 amateur draft
- * Participated in the 2016 Single-A All-Star game, finishing the season strong with a slash line of .316/.398/.433 post All-Star game
- * Won the West Coast Conference Player of the Year at the University of San Diego after slashing .367/.462/.606
- * Was named to the San Francisco Giants 2019 Opening Day roster, making his MLB debut March 28 against the San Diego Padres, going 0-for-1 with a walk in his first game
- * Named Texas League Midseason and Organizational All-Star in 2018

Year-By-Year

2019

- * Made the San Francisco Giants Opening Day roster ... tallied his first career hit on April 6 with a single against the Rays ... completed his MLB stint going 1-for-15 before clearing waivers and returning to the Dodgers organization
- * Played the majority of his 2019 season with Triple-A Oklahoma City, posting a .300 average accompanied by 26 doubles, 15 home runs and 68 RBI over 105 games
- * Paced the squad and finished tied for second in the Pacific Coast League with 72 walks and ranked first on the Dodgers and third in the league with a .426 OBP

He dominated at home, batting .311 with 11 homers, 39 RBI while posting a .447 OBP and a .573 SLG over 52 games... he shined during his season in Oklahoma City, as he led the team with his 105 games played after battling two 7-day injured list stints...the San Diego prodigy ranked top-five on the team in home runs (5th, 15), doubles (1st, 26), hits (1st, 108), RBI (3rd, 68), walks (1st, 72) and runs (1st, 82)...named the MiLB.com Organization All-Star for the second straight year...held an eight-game hitting streak from June 27th-July 4th, going 13-for-30 (.433) with four home runs and 13 RBI...made appearances at first base (79 games), third base (six games), left field (10 games) and right field (three games)

2018

- * Spent his 2018 campaign going back and forth between the top-two Dodgers farm systems, playing 49 games with Oklahoma City and 57 games with Double-A Tulsa...throughout the season, slashed .299/.408/.527 while tallying 26 doubles, 17 home runs, 55 RBI and 60 walks...slashed .294/.385/.494 with Oklahoma City and .304/.425/.554 with Tulsa

Over his 49 games with Triple-A Oklahoma City, crushed six long balls while adding 10 doubles, 25 RBI and 22 walks...in Double-A, collected 16 doubles, 11 home runs, 30 RBI and 38 walks and despite just playing 57 games, ranked top-10 on the team in home runs (7th), doubles (5th), walks (4th), total bases (8th), and runs (10th)...was named a Texas League Mid-Season All-Star after batting .304 with 16 doubles, 11 long balls, 30 RBI and 38 walks in the first half of the season...led Oklahoma City in appearances at first base ...played in 41 games at first and posted a .988 fielding percentage with just two errors in 161 chances ... shined with the sun, going 27-for-67 (.403) across 18 total day games between the two teams, tallying four home runs, seven RBI and seven walks. Named the MiLB.com Organization All-Star ... marked four-straight multi-hit games from May 4-7 with Tulsa, going 9-for-

14 (.643) while adding two home runs, four runs, two doubles and six RBI to his stat sheet ... finished the season strong, adding up a season-high tying three hits, two runs, one double and four RBI in the last game of the season on September 3 against the Colorado Springs Sky Sox

2017

* Played across three different teams within the Pittsburgh Pirates and Atlanta Braves farm systems including the Single-A West Virginia, Double-A Altoona Curve and Mississippi Braves

Throughout the season, batted .222 across 97 games, tallying 13 doubles, four triples, five long balls and 34 RBI ... played the majority of his games (74) with the Curve, batting .240 while crushing five homers along with 30 RBI and 34 walks...played 29 games at first base with a .996 fielding percentage, including 214 putouts...also played 47 games in the outfield with a .988 fielding percentage and 82 putouts...collected a 12-game hitting streak from April 18-May 7...went 18-for-43 (.419) with a pair of doubles and homers, 12 RBI and four multi-hit efforts during the span ... his May performance was solid, batting .291 with eight doubles, two homers, 12 RBI and 13 walks...tallied a four-hit outing on May 20 with three doubles and three runs against the Erie SeaWolves

2016

* Spent his second season with High-A Bradenton Marauders and slashed .277/.351/.392 with 26 doubles, a pair of triples, five homers and 52 RBI across 107 games

Registered a hit in eight consecutive games from July 8 to July 20...went 16-for-29 (.552), including four doubles, one homer and 12 RBI...during the span, tallied five-straight multi-hit games including a 3-for-4 outing...received his fair share of achievements, being named an FSL Mid-Season All-Star after batting .241 with 12 doubles, three home runs and 19 RBI during the first-half of the season...was named an MiLB.com Organization All-Star within the Pittsburgh Pirates organization for his performance...named a 2016 Rising Star.

2015

Played his entire rookie season in professional baseball with the West Virginia Power Hitting Class-A team ... slashing .245/.366/.303 with 12 doubles, a homer, 20 RBI and 50 walks across 80 games....spent day games performing well, batting .286 with six doubles, four RBI and seven walks across 16 games

Personal

Connor Kok-Wy Joe...born August 16, 1992 in San Diego, CA...played baseball at Poway High School (CA) and continued his education and playing career at the University of San Diego...drafted by the Pittsburgh Pirates in the 1st round of the 2014 First-Year Player Draft

Career Batting Record

| Year | Team | AVG | G | AB | R | H | 2B | 3B | HR | RBI | SH | SF | HBP | BB | SO | SB | CS | OBP | SLG | E |
|-------------------------|---------------|------|-----|------|-----|-----|-----|----|----|-----|----|----|-----|-----|-----|----|----|------|------|----|
| 2015 | West Virginia | .245 | 80 | 290 | 38 | 71 | 12 | 1 | 1 | 20 | 5 | 4 | 8 | 50 | 34 | 0 | 4 | .366 | .303 | 6 |
| 2016 | Bradenton | .277 | 107 | 390 | 49 | 108 | 26 | 2 | 5 | 52 | 0 | 5 | 2 | 45 | 84 | 2 | 4 | .351 | .392 | 25 |
| 2017 | Mississippi | .135 | 20 | 52 | 2 | 7 | 1 | 0 | 0 | 4 | 1 | 1 | 1 | 6 | 18 | 0 | 1 | .233 | .154 | 1 |
| | Altoona | .240 | 74 | 242 | 29 | 58 | 11 | 4 | 5 | 30 | 1 | 2 | 3 | 34 | 40 | 2 | 4 | .338 | .380 | 2 |
| 2018 | West Virginia | .250 | 3 | 12 | 2 | 3 | 1 | 0 | 0 | 0 | 0 | 0 | 0 | 1 | 4 | 0 | 0 | .308 | .333 | 0 |
| | Tulsa | .304 | 57 | 204 | 35 | 62 | 16 | 1 | 11 | 30 | 0 | 0 | 5 | 38 | 57 | 1 | 2 | .425 | .554 | 12 |
| | Oklahoma City | .294 | 49 | 160 | 34 | 47 | 10 | 2 | 6 | 25 | 1 | 2 | 3 | 22 | 31 | 2 | 0 | .385 | .494 | 3 |
| 2019 | SAN FRANCISCO | .067 | 8 | 15 | 1 | 1 | 0 | 0 | 0 | 0 | 0 | 0 | 0 | 5 | 0 | 0 | 0 | .125 | .067 | 0 |
| | Oklahoma City | .300 | 105 | 360 | 82 | 108 | 26 | 1 | 15 | 68 | 0 | 4 | 10 | 72 | 81 | 1 | 2 | .426 | .503 | 9 |
| Minor League - 11 years | | .271 | 495 | 1710 | 271 | 464 | 103 | 11 | 43 | 229 | 8 | 18 | 32 | 268 | 349 | 8 | 17 | .377 | .420 | 48 |
| Major League - 1 year | | .067 | 8 | 15 | 1 | 1 | 0 | 0 | 0 | 0 | 0 | 0 | 0 | 5 | 0 | 0 | 0 | .125 | .067 | 0 |

Career Single-Game Bests

Most Hits: 1, April 6, 2019 vs. TB
 Most RBI: ---
 Most Home Runs: ---
 Most Runs Scored: 1, April 6, 2019 vs. TB

Most Stolen Bases: ---
 Most Walks: 1, March 28, 2019 at SD
 Longest Hitting Streak: 1 game (April 6, 2019)
 Grand Slams: ---

Career Fielding Record

| Position | PCT | G | PO | A | E | TC | DP |
|------------|-------|---|----|---|---|----|----|
| Left Field | 1.000 | 5 | 7 | 1 | 0 | 0 | 1 |

Career Transactions

- June 8, 2014: Drafted by the Pittsburgh Pirates in the first round of the 2014 First Year Player Draft out of the University of San Diego
- August 5, 2017: Traded by Pittsburgh to the Atlanta Braves in exchange for Sean Rodriguez
- November 27, 2018: Traded to Los Angeles from Atlanta in exchange for cash considerations
- Dec. 18, 2018: Claimed off waivers by the Cincinnati Reds
- March 21, 2019: Traded to the San Francisco Giants from the Reds in exchange for cash and Jordan Johnson
- April 13, 2019: Returned to Los Angeles Dodgers from San Francisco (Rule 5)

Injured List

- Has not been on the disabled list in the Major Leagues



Marshall

KASOWSKI

RHP | 87

@marshallkasowski

Bats: Right **Throws:** Right

Height: 6-3 **Weight:** 215

Opening Day Age: 25

Born: March 10, 1995 in Conroe, TX

Resides: Conroe, TX

Acquired: Drafted in the 13th round of the 2017 First Year Player Draft out of West Texas A&M

ML Service: 0.000



Career Highlights

- * The right-hander enters his fourth professional season in the Dodgers organization, having compiled a 7-5 record with a 2.26 ERA (27 ER/107.2 IP) in 79 Minor League games (six starts)
- * Has struck out 177 batters in 107.2 innings, averaging 14.8 strikeouts per nine innings
- * On April 14, 2019, he pitched the eighth inning of a combined no-hitter along with Mitchell White, Parker Curry and Louis Head. Despite the feat, Tulsa lost the game 1-0, becoming the first Texas League since July 22, 1939 to throw a no-hitter and lose
- * Was selected by the Dodgers in the 13th round of the 2017 First-Year Player Draft out of West Texas A&M

Year-By-Year

2019

Went 4-3 with two saves and a 2.45 ERA (8 ER/29.1 IP) in 27 games with Double-A Tulsa...struck out 46 batters against 16 walks while posting a 1.13 WHIP in 29.1 innings with the Drillers...held right-handed batters to a .111 batting average and lefties to a .216 average...overall he limited opponents to a .162 batting average...had two stints on the 7-day injured list and made two rehab starts with the AZL Dodgers where he tossed 2.1 scoreless innings

2018

Combined to go 2-1 with a 2.09 ERA (15 ER/64.2 IP) in 41 games (one start) with Double-A Tulsa, Advanced-A Rancho Cucamonga and Single-A Great Lakes...struck out a career-high 111 batters in 64.2 innings across three levels in the Dodgers organization...held batters to a .136 average...started the season with Great Lakes where he went 0-1 with a 2.57 ERA (8 ER/28.0 IP)...was promoted to the Quakes on May 31 and posted a 1.14 ERA in 23.2 innings, allowing only three earned runs and striking out 44 batters... finished the season with the Drillers after being promoted on July 23, recoding a 2.77 ERA (15 ER/64.2 IP) in 10 appearances

2017

In his first professional season, he posted a 1-1 record with a 3.18 ERA (4 ER/11.1 IP) in nine games (three starts) with the AZL Dodgers and Single-A Great Lakes

Personal

Marshall Austin Kasowski... parents are Mike and Regina... has two siblings, McKenna and Justin... played at Oak Ridge High School and was named Second Team All-District in 2013... selected by the Dodgers in the 13th round of the 2017 First-Year Player Draft out of West Texas A&M

Career Pitching Record

| Year | Team | W-L | ERA | G | GS | CG | SHO | SV | IP | H | R | ER | HR | HB | BB | SO | WP | BK | AVG |
|------------------------|------------------|-----|------|----|----|----|-----|----|-------|----|----|----|----|----|----|-----|----|----|------|
| 2017 | AZL Dodgers | 0-0 | 0.00 | 4 | 0 | 0 | 0 | 0 | 5.1 | 1 | 0 | 0 | 0 | 0 | 3 | 9 | 0 | 1 | .357 |
| | Great Lakes | 1-1 | 6.00 | 5 | 3 | 0 | 0 | 0 | 6.0 | 10 | 6 | 4 | 1 | 0 | 9 | 6 | 1 | 0 | .059 |
| 2018 | Tulsa | 0-0 | 2.77 | 10 | 0 | 0 | 0 | 1 | 13.0 | 7 | 4 | 4 | 2 | 0 | 9 | 18 | 0 | 0 | .159 |
| | Rancho Cucamonga | 2-0 | 1.14 | 16 | 0 | 0 | 0 | 4 | 23.2 | 10 | 3 | 3 | 1 | 2 | 11 | 44 | 2 | 0 | .128 |
| 2019 | Great Lakes | 0-1 | 2.57 | 15 | 1 | 0 | 0 | 0 | 28.0 | 13 | 11 | 8 | 1 | 0 | 18 | 49 | 2 | 0 | .133 |
| | Tulsa | 4-3 | 2.45 | 27 | 0 | 0 | 0 | 2 | 29.1 | 17 | 12 | 8 | 1 | 1 | 16 | 46 | 2 | 0 | .162 |
| | DSL Lasorda | 0-0 | 0.00 | 1 | 1 | 0 | 0 | 0 | 1.0 | 0 | 0 | 0 | 0 | 0 | 0 | 3 | 0 | 0 | .000 |
| | DSL Mota | 0-0 | 0.00 | 1 | 1 | 0 | 0 | 0 | 1.1 | 1 | 0 | 0 | 0 | 0 | 0 | 2 | 0 | 0 | .200 |
| Minor Leagues- 3 years | | 7-5 | 2.26 | 79 | 6 | 0 | 0 | 7 | 107.2 | 59 | 36 | 27 | 6 | 3 | 66 | 177 | 7 | 1 | .156 |

Career Transactions

· June 8, 2017: Drafted by the Los Angeles Dodgers in the 13th round of the 2017 First Year Player Draft out of West Texas A&M

Injured List

· Has not been on the disabled list in the Major Leagues



Jeren

KENDALL

OF | 96

@jeren_kendall

Bats: Left **Throws:** Right

Height: 5-11 **Weight:** 190

Opening Day Age: 24

Born: February 4, 1996 in Clearwater, FL

Resides: Holmen, WI

Acquired: Drafted in the 1st round (23rd overall) of the 2017 First Year Player Draft from Vanderbilt University

ML Service: 0.000



Career Highlights

- * The 24-year old centerfielder finished his 2019 season with a slash line of .219/.319/.469
- * While being in the organization he has played in 250 games, 212 hits, 37 doubles, 21 triples, 34 home runs and 130 RBI
- * Appeared in 222 games playing in the OF for 1915.2 innings with a fielding percentage of .977

Year-By-Year

2019

Finished his third season within the Dodgers Organization at Advanced-A Rancho Cucamonga appearing in 96 games, driving in 63 runs, 77 hits, 11 doubles, 10 triples and 19 home runs...he hit .250 against right handed pitchers and .210 against lefties...the left hander leadoff 26 times this season, driving in 12 runs, 24 hits, a double, four triples and four home runs from the leadoff spot

2018

Concluded his 2018 season with Advanced-A Rancho Cucamonga with a slash line of .215/.300/.356... appeared in 114 games and had 94 hits, 20 doubles, three triples, 12 home runs and 42 RBI

2017

Split the year between Single-A Great Lakes and Rookie-Level Ogden appearing in 40 games over all...in Great Lakes, he played in 35 games, 31 hits, five doubles, seven triples and two home runs...in Ogden, he played in five games, 10 hits, one double, one triple and one home run

PERSONAL

Jeren Alan Kendall... born February 4th, 1996 in Clearwater, FL... son of Bridget and Jeremy Kendall.. Jeren has one brother Justin and his dad reached Double-A in the Phillies Organization...earned six letters playing hockey and baseball and received academic honor roll all four years of high school...named the Wisconsin Player of the Year in 2013 and 2014., tagged the Wisconsin Gatorade Player of the Year in 2014... lead his high school to win the conference title 2012-2014...freshmen year at Vanderbilt University earned Freshmen All-American and Freshmen All-SEC honors after hitting .281 with eight home runs and 40 RBIs. In his Sophomore season he received a third team All-American by NCBWA after hitting .332 with nine home runs, eight triples and 59 RBI to go along with a team-best 28 stolen bases...attended Vanderbilt University in Nashville, Tennessee.

Career Batting Record

| Year | Team | AVG | G | AB | R | H | 2B | 3B | HR | RBI | SH | SF | HP | BB | SO | SB | CS | OBP | SLG | E |
|----------------------|------------------|------|-----|-----|-----|-----|----|----|----|-----|----|----|----|-----|-----|----|----|------|------|----|
| 2017 | Great Lakes | .221 | 35 | 140 | 21 | 31 | 5 | 7 | 2 | 18 | 0 | 1 | 1 | 13 | 42 | 5 | 8 | .290 | .400 | 2 |
| | Ogden | .455 | 5 | 22 | 5 | 10 | 1 | 1 | 1 | 7 | 0 | 0 | 0 | 0 | 3 | 4 | 0 | .455 | .727 | 0 |
| 2018 | Rancho Cucamonga | .215 | 114 | 438 | 68 | 94 | 20 | 3 | 12 | 42 | 1 | 1 | 2 | 52 | 158 | 37 | 14 | .300 | .356 | 11 |
| 2019 | Rancho Cucamonga | .219 | 96 | 352 | 51 | 77 | 11 | 10 | 19 | 63 | 1 | 5 | 3 | 51 | 147 | 24 | 7 | .319 | .469 | 6 |
| Minor League-3 years | | .223 | 250 | 952 | 145 | 212 | 37 | 21 | 34 | 130 | 2 | 7 | 6 | 116 | 350 | 70 | 29 | .309 | .413 | 19 |

Career Transactions

· July 7, 2017: Drafted in the 1st round (23rd overall) of the 2017 First Year Player Draft out of Vanderbilt University.

Injured List

· No Injuries at the Major League level



Jose

LOBATON

C | 47

@Dodgers

Bats: Switch **Throws:** Right**Height:** 6-0 **Weight:** 212**Opening Day Age:** 35**Born:** October 21, 1984 in Acarigua, Venezuela**Resides:** Orlando, FL**Acquired:** Signed as a non-drafted free agent January 8, 2020**ML Service:** 7.041**MLB Debut:** July 5, 2009

Career Highlights

- * Enters his 18th season and first camp with the Dodgers as a catcher.
- * Played nine seasons in the MLB with the Padres, Rays, Nationals and Mets...holds a .215/.293/.319 career slash line across the majors
- * Reached a career high 100 games played with the Rays in 2013...slashed .249/.320/.394 while tallying 15 doubles, seven homers and 32 RBI, all career-highs, throughout the entirety of the season
- * Earned Player of the Week honors with Advanced-A Lake Elsinore Storm for the week of April 23, 2007
- * Across 13 seasons in the minor leagues, boasts a .259/.346/.419 slash line, adding 150 doubles, 75 home runs and 338 RBI to his stat sheet
- * Holds a career .993 fielding percentage at catcher in the MLB, catching 2982.1 total innings while tallying 2841 outs and 184 assists

Year-By-Year

2019

- * Spent the first half of his season with the Tacoma Rainiers Mariners Triple-A affiliate before being traded to the Dodgers, spending the rest of the season with the Oklahoma City Dodgers...finished the season slashing .236/.310/.427...tallied 22 doubles, 14 homers and 43 RBI on the season over his 90 games
- * With OKC, Lobaton slashed .234/.339/.383 while tallying four doubles, a long ball and five RBI...on Tacoma, batted .236 while hitting 18 two-baggers, 13 homers and 38 RBI

Performed well in May with the Rainiers...slashed .284/.348/.556 over 20 games, tallying 10 doubles, four homers and 13 RBI throughout the month...held a six-game hitting streak from May 12-21, going 9-for-27 (.333) while tallying four doubles, two homers and five RBI during that stretch...had three-straight multi-hit games during the same streak ... on May 28, went 5-for-5 with a double and five RBI against the Salt Lake Bees...holds a career .278 batting average (5-for-18) in the playoffs, contributing two homers and five RBI...boasted a .991 fielding percentage at catcher, tallying 47 assists across 80 games

2018

- * Spent his season between the majors and minors playing for Triple-A Las Vegas 51s and the New York Mets ... in Vegas, he slashed .348/.430/.598 across his 39 games, tallying nine doubles, eight home runs and 27 RBI and 18 walks ... with the Mets, played 22 games while hitting a pair of doubles, a triple and tallying four RBI
- * Had the seventh best batting average on the team among all players and the 9th most HR despite playing just 39 games in Vegas

Shined at home, batting .382 (26-for-68) across 19 games on familiar turf with Las Vegas...tallied six doubles, four homers, 16 RBI and seven walks at home as well in the minors...began the season strong, starting the year with a six-game hitting streak across the two clubs from April 4-13, going 8-for-25 (.320) while hitting a double, a triple and contributing six RBI...went 4-for-4 with a run, two doubles and four RBI on June 30

2017

- * Played the entire season with the Nationals slashing .170/.248/.277 over 51 games and 141 at-bats
 - * Boasted a solid July, slashing .250/.333/.542 across eight games and 24 at bats, crushing two long balls while adding six RBI and three walks to his stat sheet.
- Went 2-for-5 with a double, a home run and three RBI on June 27 in a 15-2 victory over the Milwaukee Brewers...

made appearance in the postseason, going 1-for-2 with a single in Game 5 of the Divisional Series in a 9-8 loss to the Cubs

2016

* Spent his season between Triple-A Syracuse and the Washington Nationals...went 5-for-13 (.385) with an RBI and a walk across his three games...played 39 games with Washington, slashing .232/.319/.374 hitting three doubles, a triple, three homers and walking 12 times to tally a total of eight RBI

Shined at home with Washington, batting .298 with three doubles, two homers, seven walks and seven RBI over 24 games...made an appearance in four playoff games, all against the Dodgers...went a combined 2-for-9 with a home run and three RBI

2015

* Played his entire season with the Washington Nationals, totaling 20 RBI while walking 15 times and crushing three home runs in 136 at bats over 44 games.

Had a five-game hitting streak from July 25-August 5, tallying five-straight games with a single...went 3-for-4 with three runs, a home run and three RBI on April 28 in a 13-12 victory against Atlanta...boasted a .994 fielding percentage at catcher, tallying 20 assists and only two errors across the entire season.

2014

* Spent his entire season with the Washington Nationals, playing in a total of 66 games...slashed .234/.287/.304 while hitting nine doubles and two homers to tally 12 RBI along with 15 walks

Tallied a five-game hitting streak from April 20-25 going 10-for-22 (.455) while tallying two doubles, one home run, three RBI and two walks...boasted two three-hit outings during the same streak ... ended April slashing .258/.324/.403 throughout the month...throughout August, Lobaton slashed .367/.424/.400 across nine games and 30 at-bats, contributing a double, three walks and an RBI along the way ... on August 23, went 3-for-4 with three runs and an RBI in a 14-6 victory over the Giants

2013

* Appeared in a career-high 100 games with the Rays, spending his entire season in Tampa...slashed .249/.320/.394 ... tallied a total of 30 walks, 38 runs, 15 doubles, two triples, seven homers and 32 RBI throughout the season

* Performed well during the month of August, going 15-for-46 (.326) while tallying four doubles, two triples, two homer and seven RBI throughout

Excelled behind the plate, boasting a .996 fielding percentage with only three errors the entire season in his 96 appearances at catcher...tallied 643 putouts along with 40 assists during the season...made four appearances in the postseason with the Rays, going 2-for-7 with a solo home run

2012

Split his season between four different teams, including the Tampa Bay Rays (69 games), Double-A Montgomery Biscuits (four games), Triple-A Durham Bulls (four games) and Single-A Charlotte Stone Crabs (two games)...with Tampa Bay, slashed .222/.323/.317 with 10 doubles, two homers and 20 RBI...spent 10 total games in the minors during a rehab stint due to a sore shoulder...when the bases were juiced, he came in clutch this season, going 2-for-5 with eight RBI while walking twice as well...on July 25, went 3-for-3 with a three-run home run and four total RBI in a 10-1 drubbing of the Baltimore Orioles

2011

* Divided his time amongst three teams including Class-A Charlotte Stone Crabs (six games), Triple-A Durham Bulls (54 games) and the Tampa Bay Rays (15 games)

With Durham, Lobaton slashed .293/.410/.489...despite just playing 54 games, ranked top-ten on the team in home runs (7th, 8), RBI (10th, 31) and walks (4th, 37)...paced the team in OBP among all players....with the Rays, Lobaton appeared in 15 games, tallying a double, four walks and two runs throughout the season...performed well in the month of April, slashing .391/.473/.630 across 13 games with Durham, tallying three doubles, two homers and seven RBI

2010

* Spent time between Triple-A Durham (72 games) and Double-A Montgomery (seven games)...recorded a slash line of .261/.337/.394 while contributing 27 walks, 11 doubles, seven homers, and 33 RBI to his stat sheet

Ranked top ten on the team in homers (8th), RBI (9th) and total bases (10th, 95)...recorded a .996 fielding percentage throughout 62 games catching, added up 28 assists and 440 putouts over the year...made an appearance in the Triple-A playoffs, going 2-for-7 over three games

2009

* Split his season across three different teams including Double-A Montgomery (26 games), Triple-A Portland Beavers (39 games) and the San Diego Padres...picked up by Tampa Bay after being designated for assignment by the Padres on July 28

Slashed .249/.327/.392 across his 65 games in the minors, walking 25 times while hitting 13 doubles, six long balls and 19 RBI while scoring 27 runs along the way...in Double-A Montgomery, slashed .262/.376/.452 while tallying seven doubles, three homers and 11 RBI...in Triple-A Portland, Lobaton hit six doubles, three homers to tally eight RBI while recording a slash line of .241/.292/.353...shined at home with Portland, going 17-for-53 (.321) across 17 games, tallying two doubles, two home runs and four RBI

2008

* Played his entire season with Double-A San Antonio, slashed .259/.338/.422 while tallying 35 runs, 39 walks, 21 doubles, nine homers and 45 RBI across 92 games

* Ranked ninth on the team in games played but top-seven on the team in doubles (6th), RBI (7th), walks (7th) and home runs (4th)

Did well on familiar turf, slashing .302/.393/.482 while playing at home, tallying 18 runs, 13 doubles, four home runs and 20 RBI...tallied a seven-game hitting streak from May 18-29, going 8-for-23 (.348) with a double, a homer and three RBI during the streak....played in three playoff games, going 2-for-10 with a double and a walk

2007

* Spent the season with High-A Lake Elsinore Storm, slashing .260/.346/.428 across 90 games, scoring 50 runs while crushing 15 doubles, three triples and 10 homers to tally up 47 RBI

Performed well to start the season, batting .313 (20-for-64) throughout the month of April, crushing two homers and eight doubles while adding up 16 RBI...on April 21, went 4-for-5 with three runs, one double, two homers and four RBI...appeared in 12 playoff games, going 12-for-44 (.273) while hitting two doubles and tallying up five RBI.

2006

Split time between Class-A Fort Wayne (20 games) and High-A Lake Elsinore (42 games)...slashed .235/.355/.383 across the two teams, tallying 10 doubles, a triple and five home runs along with 26 RBI...held a seven-game hitting streak from May 13-22, going 10-for-24 (.417) with a double, a homer and five RBI

2005

Played across three teams including Short-A Eugene Emeralds, Rookie League Padres and Full-A Fort Wayne...went a combined .250/.368/.313 across just 25 games, hitting five doubles and six RBI...with Rookie League Padres, Lobaton went 5-for-14 (.357), with two doubles, six walks, and two RBI...across August, went 4-for-16 (.250) with a double ... On August 8, went 4-for-5 with a run and a double

2004

Spent his entire second season with Short-A Eugene Emeralds, playing 44 games, slashing .219/.298/.437 while scoring 13 runs, hitting 12 doubles and crushing seven home runs and adding up 23 RBI...ranked top-five on the team in home runs (3rd), RBI (5th), doubles (5th) and walks (5th)

2003

In his first season, Lobaton played 56 games with the Idaho Falls in the Rookie League...slashed .272/.352/.366 while crushing a homer, 15 doubles and adding up 32 RBI....ranked top-three on the team in RBI (2nd), hits (3rd), doubles (3rd) and walks (2nd, 22)

Personal

Jose Lobaton...born Oct. 21, 1984 in Acarigua, Venezuela...traded to the Dodgers for cash in August of 2019...elected free agency and signed with the Dodgers

Career Batting Record

| Year | Team | AVG | G | AB | R | H | 2B | 3B | HR | RBI | SH | SF | HBP | BB | SO | SB | CS | OBP | SLG | E |
|------|-------------------------|------|-----|------|-----|-----|-----|----|----|-----|----|----|-----|-----|-----|----|----|------|------|----|
| 2003 | Idaho Falls | .272 | 56 | 191 | 22 | 52 | 15 | 0 | 1 | 32 | 1 | 1 | 2 | 22 | 50 | 0 | 1 | .352 | .366 | 0 |
| 2004 | Eugene | .219 | 44 | 151 | 13 | 33 | 12 | 0 | 7 | 23 | 1 | 0 | 0 | 17 | 35 | 0 | 0 | .298 | .437 | 0 |
| 2005 | Fort Wayne | .176 | 9 | 34 | 2 | 6 | 1 | 0 | 0 | 1 | 1 | 0 | 0 | 2 | 5 | 0 | 0 | .222 | .206 | 0 |
| | GCL Padres | .357 | 5 | 14 | 2 | 5 | 2 | 0 | 0 | 2 | 0 | 0 | 0 | 6 | 4 | 1 | 0 | .550 | .500 | 1 |
| | Eugene | .281 | 11 | 32 | 4 | 9 | 2 | 0 | 0 | 3 | 3 | 0 | 1 | 6 | 8 | 0 | 0 | .410 | .344 | 1 |
| 2006 | Lake Elsinore | .213 | 42 | 122 | 12 | 26 | 7 | 0 | 4 | 15 | 1 | 1 | 1 | 20 | 42 | 0 | 2 | .326 | .369 | 10 |
| | Fort Wayne | .279 | 20 | 61 | 15 | 17 | 3 | 1 | 1 | 11 | 1 | 1 | 2 | 12 | 12 | 0 | 0 | .408 | .410 | 2 |
| 2007 | Lake Elsinore | .260 | 90 | 304 | 50 | 79 | 15 | 3 | 10 | 47 | 2 | 7 | 3 | 41 | 79 | 0 | 0 | .346 | .428 | 13 |
| 2008 | San Antonio | .259 | 92 | 294 | 35 | 76 | 21 | 0 | 9 | 45 | 2 | 7 | 0 | 39 | 75 | 1 | 1 | .338 | .422 | 4 |
| 2009 | SAN DIEGO | .176 | 7 | 17 | 0 | 3 | 0 | 0 | 0 | 0 | 0 | 0 | 0 | 0 | 5 | 0 | 0 | .176 | .176 | 1 |
| | Montgomery | .262 | 26 | 84 | 13 | 22 | 7 | 0 | 3 | 11 | 1 | 1 | 1 | 15 | 19 | 0 | 0 | .376 | .452 | 3 |
| | Portland | .241 | 39 | 133 | 14 | 32 | 6 | 0 | 3 | 8 | 4 | 1 | 0 | 10 | 19 | 0 | 0 | .376 | .353 | 6 |
| 2010 | Montgomery | .250 | 7 | 24 | 3 | 6 | 1 | 0 | 0 | 2 | 4 | 0 | 0 | 4 | 5 | 0 | 0 | .357 | .292 | 1 |
| | Durham | .261 | 72 | 241 | 26 | 63 | 11 | 0 | 7 | 33 | 1 | 1 | 1 | 27 | 52 | 1 | 0 | .337 | .394 | 2 |
| 2011 | TAMPA BAY | .118 | 15 | 34 | 2 | 4 | 1 | 0 | 0 | 0 | 0 | 0 | 1 | 4 | 8 | 0 | 0 | .231 | .147 | 1 |
| | Durham | .293 | 54 | 184 | 24 | 54 | 10 | 1 | 8 | 31 | 2 | 1 | 0 | 37 | 50 | 0 | 0 | .410 | .489 | 3 |
| | Charlotte | .444 | 6 | 18 | 0 | 8 | 4 | 0 | 0 | 2 | 0 | 0 | 0 | 2 | 5 | 0 | 0 | .500 | .667 | 0 |
| 2012 | TAMPA BAY | .222 | 69 | 167 | 16 | 37 | 10 | 0 | 2 | 20 | 2 | 2 | 2 | 24 | 46 | 0 | 1 | .323 | .317 | 4 |
| | Montgomery | .154 | 4 | 13 | 1 | 2 | 1 | 0 | 0 | 1 | 0 | 0 | 0 | 3 | 3 | 0 | 0 | .313 | .231 | 0 |
| | Durham | .067 | 4 | 15 | 0 | 1 | 1 | 0 | 0 | 0 | 0 | 0 | 0 | 0 | 5 | 0 | 0 | .067 | .133 | 1 |
| | Charlotte | .000 | 2 | 5 | 0 | 0 | 0 | 0 | 0 | 0 | 0 | 0 | 0 | 1 | 1 | 0 | 0 | .167 | .000 | 0 |
| 2013 | TAMPA BAY | .249 | 100 | 277 | 38 | 69 | 15 | 2 | 7 | 32 | 2 | 2 | 0 | 30 | 65 | 0 | 1 | .320 | .394 | 3 |
| 2014 | WASHINGTON | .234 | 66 | 214 | 18 | 50 | 9 | 0 | 2 | 12 | 0 | 0 | 1 | 15 | 61 | 0 | 0 | .287 | .304 | 2 |
| 2015 | WASHINGTON | .199 | 44 | 136 | 11 | 27 | 4 | 0 | 3 | 20 | 1 | 2 | 1 | 15 | 40 | 0 | 0 | .297 | .294 | 2 |
| 2016 | WASHINGTON | .232 | 39 | 99 | 10 | 23 | 3 | 1 | 3 | 8 | 1 | 1 | 1 | 12 | 18 | 0 | 0 | .319 | .374 | 1 |
| | Syracuse | .385 | 3 | 13 | 1 | 5 | 0 | 0 | 0 | 1 | 0 | 0 | 0 | 1 | 6 | 1 | 0 | .429 | .385 | 0 |
| 2017 | WASHINGTON | .170 | 51 | 141 | 11 | 24 | 3 | 0 | 4 | 11 | 1 | 1 | 1 | 14 | 35 | 0 | 0 | .248 | .277 | 6 |
| 2018 | NEW YORK | .143 | 22 | 49 | 3 | 7 | 2 | 1 | 0 | 4 | 0 | 0 | 0 | 7 | 15 | 0 | 0 | .246 | .224 | 1 |
| | Las Vegas | .348 | 39 | 132 | 22 | 46 | 9 | 0 | 8 | 27 | 0 | 0 | 1 | 18 | 31 | 1 | 0 | .305 | .434 | 2 |
| 2019 | Tacoma | .236 | 75 | 288 | 34 | 68 | 18 | 0 | 13 | 38 | 0 | 1 | 2 | 27 | 83 | 1 | 0 | .305 | .434 | 6 |
| | Oklahoma City | .234 | 15 | 47 | 5 | 11 | 4 | 0 | 1 | 5 | 0 | 1 | 0 | 8 | 15 | 0 | 0 | .339 | .383 | 1 |
| | Major League- 9 years | .215 | 413 | 1134 | 109 | 244 | 47 | 4 | 21 | 107 | 7 | 9 | 7 | 121 | 293 | 0 | 2 | .293 | .319 | 21 |
| | Minor League - 13 years | .259 | 715 | 2400 | 298 | 612 | 150 | 5 | 75 | 338 | 20 | 23 | 14 | 318 | 620 | 6 | 4 | .346 | .419 | 56 |

Career Single-Game Bests

Most Hits: 3, 12x, last, May 9, 2015 at ATL
 Most RBI: 4, 2x, last, August 23, 2013 vs. NYY
 Most Home Runs: 1, 21x, last, July 27, 2017 vs. MIL
 Most Runs Scored: 3, 2x, last, April 28, 2015 at AT

Most Stolen Bases: ---
 Most Walks: 3, September 2, 2013 at LAA
 Longest Hitting Streak: 5 games, 6x, last May 7-25, 2017
 Grand Slams: ---

Career Fielding Record

| Position | PCT | G | PO | A | E | TC | DP |
|----------|------|-----|------|-----|----|------|----|
| Catcher | .993 | 338 | 2789 | 181 | 20 | 2990 | 21 |

Career Transactions

- May 13, 2002: Signed by the San Diego Padres as an amateur free agent.
- July 30, 2009: Selected off waivers by the Tampa Bay Rays from the San Diego Padres.
- February 13, 2014: Traded by the Tampa Bay Rays with Drew Vettleson (minors) and Felipe Vazquez to the Washington Nationals for Nate Karns.
- December 15, 2017: Signed as a free agent with the New York Mets.
- January 24, 2019: Signed as a free agent with the Seattle Mariners
- August 9, 2019: Purchased by the Los Angeles Dodgers from the Seattle Mariners
- January 8, 2020: Signed as a free agent with the Los Angeles Dodgers

Injured List

- Has not been on the disabled list in the Major Leagues



Kyle

LOBSTEIN

LHP | 59

@Dodgers

Bats: Left **Throws:** Left
Height: 6-3 **Weight:** 220
Opening Day Age: 30
Born: August 12, 1989 in Flagstaff, AZ
Resides: Scottsdale, AZ
Acquired: Signed as a non-drafted free agent January 22, 2007
ML Service: 1.088
MLB Debut: August 23, 2014



Career Highlights

- * Enters his 12th professional season owning a 6-10 record with a 5.06 ERA (72 ER/128.0 IP) in 34 Major League games (17 starts) with Detroit (2014-15) and Pittsburgh (2016)
- * Has struck out 74 batters against 49 walks in 128.0 big league innings
- * Made his last Major League appearance with Pittsburgh on June 24 against the Dodgers, allowing two hits while not recoding an out
- * Has gone 63-68 with a 3.82 ERA (455 ER/1070.2 IP) in 259 career Minor League games (171 starts), posting a 1.36 WHIP while striking out 924 hitters
- * Began the 2018 season pitching for Tijuana in the Mexican League and was later signed to a Minor League contract by the Dodgers organization... posted a combined 4-7 record with a 3.79 ERA in 14 starts with Double-A Tulsa and Triple-A Oklahoma City
- * Made his Major League debut at Minnesota on August 23, 2014 as a member of the Tigers, tossing 5.2 innings of relief while allowing three earned runs on four hits
- * Earned his first Major League win on September 7, 2014 against San Francisco after throwing 5.2 innings of one-run ball while allowing four hits and striking out three batters
- * Was selected by Tampa Bay in the 2008 First-Year Player Draft, but did not sign until August 15

Year-By-Year

2019

- * Spent the entire season with Triple-A Las Vegas of the Pacific Coast League, where he went 6-4 with two saves and a 4.75 ERA (35 ER/66.1 IP) in 43 games (one start)
- * Struck out 66 batters against 32 walks in 66.1 innings

Limited left-handed opposition to a .266 batting average while striking out 23 and recorded a .263 opponent's batting average against right handers with 43 strikeouts...allowed only four earned runs in 11.2 innings during the month of June, while limiting hitters to a .179 average and a .519 OPS

2018

- * Began the season abroad with the Toros de Tijuana, where he started in 11 games and finished with a 4-2 record over 58.0 IP...struck out 49 batters and held a 1.21 WHIP

- * Signed as a free agent with the Los Angeles Dodgers on June 22...immediately spent time with the Double-A Tulsa Drillers where he started seven games for a 3-2 record and 2.56 ERA (11 ER/38.2 IP)

Promoted to Triple-A Oklahoma City on July 4 and again on August 4, recording a 1-5 mark over seven combined starts...struck out 31 batters and issued 15 walks

2017

- * Started the season with the Double-A Jacksonville squad, appearing in in three games for a 0-1 record while throwing seven strikeouts in 6.0 innings

Joined Triple-A New Orleans, relieving in 27 games...posted a 0-2 mark with a 2.21 ERA (9ER/36.2 IP) and a 1.34 WHIP

2016

* Split his time between Triple-A Indianapolis, Pittsburgh Pirates and Triple-A Norfolk

* With Triple-A Indianapolis, held a 1-3 mark over 19 games (six starts) in 50.1 IP...recorded his first career save on July 21 against Charlotte

Transitioned to a relief role for the Pirates, appearing in 14 games for a 2-0 record with 15 strikeouts...kept left-handed batters to a .083 average and .083 slugging percentage...traded to the Baltimore Orioles for LHP Zach Phillips on August 31...was sent to Triple-A Norfolk where he threw relief in one game for one inning

2015

* Appeared in only six minor league games, all in August, with Advanced-A Lakeland and Triple-A Toledo after rehabbing a sore left shoulder for the first half of the season

Held a 0-3 record in his six starts, striking out 17 against 11 walks before he was called up to the Majors with Detroit on September 3...recorded a 3-8 mark in 13 games (11 starts) with the Tigers, throwing 32 strikeouts over 63.2 innings

2014

* Started the season in the minors with Triple-A Toledo, earning a 9-11 mark over 26 starts, recording 127 strikeouts in 146.0 IP

* Made his Major League debut with Detroit on August 23 against Minnesota, throwing 5.2 relief innings and striking out three batters on 100 pitches

Earned his first Major League win against San Francisco on September 7, throwing 5.2 innings of one-run ball while striking out three of the opposition...finished the season with Detroit, holding a 1-2 mark over six starts while recording 27 strikeouts, 14 walks, and 1.25 WHIP

2013

* Recorded a career-high combined 13 wins and 7 losses over 28 starts with Double-A Erie and Triple-A Toledo...included two complete games with Erie

* Threw 167.2 combined innings, striking out 148 batters while issuing only 52 walks

* Named a MiLB.com Organization All-Star as a Detroit representative

2012

* Continued his journey with Double-A Montgomery, holding an 8-7 record over 27 starts...threw 129 strikeouts, his career-high in number of strikeouts for one season

* Excelled on the road, recording a 6-3 mark during 14 starts and holding the opposition to a .236 average

* Awarded Pitcher of the Week on May 21 after throwing 14.0 innings with ten strikeouts and only allowing one run over two starts

2011

Combined to go 10-10 with a 4.01 ERA in 24 starts for Advanced-A Charlotte and Double-A Montgomery...struck out 96 against 36 walks in 132.1 innings of work...recorded three Pitcher of the Week distinctions during the season, all with Advanced-A Charlotte

2010

Spent the season in the Midwest League with Full-A Bowling Green...started 27 games and posted a 9-8 record over 148.0 innings of work...struck out 128 batters while issuing 54 walks

Threw his first professional complete game on June 15 against the Full-A Lansing, giving up eight hits and striking out six batters without issuing a walk

2009

Began his professional career with Short-A Hudson Valley in the New York-Penn League, going 3-5 with a 2.58 ERA in 14 starts...he struck out 74 batters with 23 walks over 73.1 innings...finished the season with a 1.06 WHIP, keeping batters to a .153 average after the All-Star break

Personal

Kyle Eric Lobstein... resides in Flagstaff, AZ with his wife Samantha... graduated from Coconino High School in Flagstaff in 2008... posted a 6-2 record and a 1.32 ERA with 75 strikeouts as a senior

Career Pitching Record

| Year | Team | W-L | ERA | G | GS | CG | SHO | SV | IP | H | R | ER | HR | HB | BB | SO | WP | BK | AVG |
|------------------------|---------------|-------|------|-----|-----|----|-----|----|--------|------|-----|-----|----|----|-----|-----|----|----|------|
| 2009 | Hudson Valley | 3-5 | 2.58 | 14 | 14 | 0 | 0 | 0 | 73.1 | 55 | 23 | 21 | 4 | 3 | 23 | 74 | 4 | 0 | .204 |
| 2010 | Bowling Green | 9-8 | 4.14 | 27 | 27 | 1 | 0 | 0 | 148.0 | 76 | 68 | 14 | 3 | 3 | 54 | 128 | 6 | 0 | .252 |
| 2011 | Montgomery | 1-1 | 7.36 | 2 | 2 | 0 | 0 | 0 | 11.0 | 14 | 9 | 9 | 4 | 2 | 6 | 11 | 1 | 0 | .318 |
| | Charlotte | 9-9 | 3.71 | 22 | 21 | 1 | 0 | 0 | 121.1 | 120 | 54 | 50 | 11 | 3 | 30 | 85 | 4 | 0 | .257 |
| 2012 | Montgomery | 8-7 | 4.06 | 27 | 27 | 0 | 0 | 0 | 144.0 | 140 | 73 | 65 | 12 | 2 | 69 | 129 | 4 | 0 | .260 |
| 2013 | Erie | 7-4 | 3.12 | 15 | 15 | 2 | 0 | 0 | 95.1 | 92 | 35 | 33 | 6 | 0 | 27 | 83 | 1 | 1 | .262 |
| | Toledo | 6-3 | 3.48 | 13 | 13 | 0 | 0 | 0 | 72.1 | 73 | 32 | 28 | 2 | 4 | 25 | 65 | 1 | 0 | .267 |
| 2014 | DETROIT | 1-2 | 4.35 | 7 | 6 | 0 | 0 | 0 | 39.1 | 35 | 20 | 19 | 3 | 0 | 14 | 27 | 0 | 0 | .236 |
| | Toledo | 9-11 | 4.07 | 26 | 25 | 1 | 0 | 0 | 146.0 | 174 | 71 | 66 | 10 | 4 | 42 | 127 | 3 | 0 | .299 |
| 2015 | DETROIT | 3-8 | 5.94 | 13 | 11 | 0 | 0 | 0 | 63.2 | 78 | 43 | 42 | 7 | 0 | 23 | 32 | 2 | 1 | .305 |
| | Toledo | 0-2 | 6.62 | 4 | 4 | 0 | 0 | 0 | 17.2 | 26 | 16 | 13 | 2 | 1 | 9 | 13 | 0 | 0 | .347 |
| | Lakeland | 0-1 | 3.52 | 2 | 2 | 0 | 0 | 0 | 7.2 | 7 | 4 | 3 | 1 | 0 | 2 | 4 | 0 | 0 | .269 |
| 2016 | PITTSBURGH | 2-0 | 3.96 | 14 | 0 | 0 | 0 | 0 | 25.0 | 25 | 11 | 11 | 2 | 2 | 12 | 15 | 2 | 0 | .263 |
| | Indianapolis | 1-3 | 4.11 | 19 | 6 | 0 | 0 | 1 | 50.1 | 55 | 26 | 23 | 3 | 1 | 17 | 42 | 1 | 0 | .284 |
| | Norfolk | 0-0 | 0.00 | 1 | 0 | 0 | 0 | 0 | 1.0 | 0 | 0 | 0 | 0 | 0 | 1 | 0 | 0 | 0 | .000 |
| 2017 | Jacksonville | 0-1 | 1.50 | 3 | 0 | 0 | 0 | 0 | 6.0 | 6 | 4 | 1 | 0 | 1 | 4 | 7 | 1 | 0 | .261 |
| | New Orleans | 0-2 | 2.21 | 27 | 0 | 0 | 0 | 1 | 36.2 | 31 | 13 | 9 | 3 | 3 | 18 | 24 | 2 | 0 | .220 |
| 2018 | Tulsa | 3-2 | 2.56 | 7 | 7 | 0 | 0 | 0 | 38.2 | 35 | 15 | 11 | 3 | 2 | 9 | 35 | 0 | 0 | .238 |
| | Oklahoma City | 1-5 | 5.14 | 7 | 7 | 0 | 0 | 0 | 25.0 | 36 | 24 | 20 | 1 | 1 | 15 | 31 | 0 | 1 | .261 |
| 2019 | Las Vegas | 6-4 | 4.75 | 43 | 1 | 0 | 0 | 2 | 66.1 | 67 | 39 | 35 | 6 | 4 | 32 | 66 | 4 | 0 | .264 |
| Major League- 3 years | | 6-10 | 5.06 | 34 | 17 | 0 | 0 | 0 | 128.0 | 138 | 74 | 72 | 12 | 2 | 49 | 74 | 4 | 1 | .277 |
| Minor League- 11 years | | 67-70 | 3.78 | 270 | 182 | 5 | 0 | 4 | 1128.2 | 1122 | 533 | 474 | 84 | 37 | 402 | 973 | 34 | 2 | .261 |

Career Single-Game Bests

| | | | |
|--------------------------------|---------------------------------------|-------------------------|--------------------------------------|
| Low-Hit Complete Game: | --- | Most Strikeouts: | 10, September 2, 2014 at CLE |
| Most Innings Pitched Starter: | 7.2 IP, May 7, 2015 at CWS | Most Walks: | 4, 2x, last April 21, 2015 vs. NYY |
| Most Innings Pitched Reliever: | 5.2 IP, August 23, 2014 at MIN | Longest Winning Streak: | 2 games, April 5, 2016 - current |
| Most Earned Runs Allowed: | 6, 4x, last September 14, 2015 at MIN | Longest Losing Streak: | 6 games, May 13 - September 14, 2015 |

Career Fielding Record

| Position | PCT | G | PO | A | E | TC | DP |
|----------|-------|----|----|----|---|----|----|
| Pitcher | 1.000 | 34 | 6 | 17 | 0 | 23 | 0 |

Career Transactions

- June 5, 2008: Drafted by the Tampa Bay Rays in the 2nd round of the 2008 amateur draft. Player signed August 5, 2008.
- December 6, 2012: Drafted by the New York Mets from the Tampa Bay Rays in the 2012 rule 5 draft.
- December 6, 2012: Purchased by the Detroit Tigers from the New York Mets.
- December 21, 2015: Purchased by the Pittsburgh Pirates from the Detroit Tigers.
- August 31, 2016: Traded by the Pittsburgh Pirates to the Baltimore Orioles for Zach Phillips.
- November 10, 2016: Signed as a free agent with the Miami Marlins.
- June 22, 2018: Signed as a free agent with the Los Angeles Dodgers.
- January 24, 2019: Signed as a free agent with the Oakland Athletics.
- December 12, 2019: Signed as a free agent with the Los Angeles Dodgers

Injured List

- Has not been on the disabled list in the Major Leagues



Zach

M CALLISTER

RHP | 44

@Zmacbc

Bats: Right **Throws:** Right
Height: 6-6 **Weight:** 240
Opening Day Age: 32
Born: December 8, 1987 in Peoria, IL
Resides: Peoria, IL
Acquired: Signed as a minor league free agent on April 4, 2019
ML Service: 6.049
MLB Debut: July 11, 2011



Career Highlights

- * 32-year-old righthander who was taken in the 3rd round of the 2006 First-Year Player Draft by the Yankees and came up through the Indians system as a starter before settling into a relief role at the big league level with the Tribe in 2014
- * Enters 2020 with 280 career regular season appearances (68 starts) and has gone 29-35 with a 4.09 ERA, 542 strikeouts and 199 walks over 591.2 innings, spending nearly his entire major league career as an Indian
- * From 2015-2017, posted a 9-8 record and a 2.99 ERA as primarily as a middle reliever for Cleveland, striking out 204 batters in 183.1 innings pitched in 164 appearances (three starts) over that span
- * Struck out a career-high 10.96 batters per nine innings in 2015
- * Appeared in the 2016 American League Championship Series and World Series...threw 1.1 scoreless innings of relief in Game 6 of the World Series vs. Chicago
- * Notched his first career save on July 19, 2015 with a 0.2-inning, two-strikeout performance to close out an 11-inning contest in Cincinnati

Year-By-Year

2019

- * Spent the season with Triple-A Oklahoma City, making nine April appearances before landing on the injured list for the remainder of the season
- * Began the season with four dominant relief appearances, totaling 7.0 innings pitched, 11 strikeouts and two saves without allowing a run...finished the season with an 8.03 ERA (11 ER/12.1 IP), and 19 strikeouts to just three walks

2018

- * Totaled 45.0 innings pitched – all in relief – at the MLB level with Cleveland and Detroit, pitching to a 6.20 ERA with 39 strikeouts across 44 appearances
 - * In the month of July, pitched to 1-0 record and 1.93 ERA for the Indians over nine appearances (9.1 IP)
- Finished his season with the Triple-A Oklahoma City Dodgers, going 1-1 with 6.0 IP, a 9.00 ERA, nine strikeouts and two walks and closing out his season by tossing 1.1 perfect innings of relief to earn a victory...started the season in the Indians bullpen...designated for assignment on August 3 to make room for activation of Andrew Miller, released August 7...signed major league deal with Tigers on August 10...made three relief appearances for Detroit and was designated for assignment August 19...signed minor league deal with Dodgers

2017

- * Was a steady member of the Indians bullpen, finishing fourth on the club in relief innings (62.0 IP) while posting an ERA of 2.61 in 50 relief appearances (15th-lowest relief ERA in the American League)
 - * 39 of his 50 outings were scoreless as he limited right-handed batters to a .189 (24-for-127) average against with an OPS of .535
- From June 7 thru the end of the season he posted an ERA of 2.15 (37.2 IP, 34 H, 9 ER, 35 SO)...fanned 9.6 batters per 9.0 IP on the year...was tied for 14th among American League relievers with 10 outings of at least 2.0 IP...was not on the ALDS roster vs. New York...batters hit .233 (20/86) off him with runners on base

and hit .165 (15-for-91) when they were behind in the count...yielded a .333 (12-for-36) average against with runners in scoring position...recorded 2 holds...recorded an ERA of 0.71 in 9 July outings (12.2 IP, 10 H, 1 ER, 13 SO)...right-handed batters are hitting .190 (33/174) as a reliever off him since 2016 All-Star Break...allowed an OPS of 1.319 (15 PAs) with RISP after the All-Star Break...ERA after July 6 was 2.45 (25.2 IP, 23 H, 7 ER) and in Sept/Oct was 0.00 (7.1 IP, 6 H, 0 R, 2 BB, 9 SO, .222 avg)

2016

* Recorded a relief ERA of 3.10 (49.1 IP, 51 H, 17 ER, 51 SO) in 2016 and averaged 9.3 strikeouts per 9.0 IP on the season

Recorded scoreless outings over each of his first 8 games (7.1 IP) after being limited in spring training due to an illness...recorded seven holds on the season...was on the 15-day IL from 7/7-28 with right hip discomfort after making a spot start (1.0 IP, 1 H, 3 R/ ER) on 7/2 at Toronto which was the result of a 19.0-inning contest the previous day...upon his activation from the IL, he recorded an ERA of 1.40 (25.2 IP, 25 H, 4 ER, 8 BB, 26 SO) the remainder of year and from 8/5 thru the end of the season posted an ERA of 0.82 (22.0 IP, 17 H, 2 ER, 6 BB, 22 SO, .207 avg)...final outing of the season was a rain-shortened spot start at Detroit on Sept 28 (2.0 IP 1 H, 0 R, 1 BB, 1 SO) and was a candidate to start game #162 at Detroit if required

2015

* Finished second on the club in relief innings pitched (65.0), T-15th in the American League in relief ERA (2.49) and tied for T-8th in relief strikeouts (79)

Started the season as the fifth starter and made his only start in the home opener of April 10 vs. Detroit (4.0-IP, career-high 13 hits, 5R/ER, 5K, HR) and took the loss in the 8-4 Detroit win...made the rest of his 60 appearances in relief, going 4-3 with a save and a 2.49 ERA (65.0 IP, 57 H, 18 ER, 22 BB-4 IBB, 79 SO)...earned his first Major League save on 7/19, a 5-3, 11.0-inning win at Cincinnati...worked a career-high 3.2IP in relief on 4/14 vs. CWS (3.2 IP, 4 H, 1 ER) in relief of an injured Carlos Carrasco...posted an ERA of 2.77 in the second half (26.0 IP, 25 H, 13 R/8 ER, 11 BB, 31 SO) and earned 12 holds on the season, T-2nd on the club

2014

* Split the season between Cleveland, the 15-day IL and Triple-A Columbus before flourishing in relief to end the season

* Finished the season on a positive note, working in relief seven times in September to the tune of 2.77 relief ERA (13.0IP, 13H, 4R/ER, 2BB, 14K)

* Began the year in the Cleveland rotation where he went 3-4 with a 5.89 ERA (31 ER/47.1 IP) in ten starts

Placed on the 15-day injured list on 5/22 with back inflammation...activated from the IL on 6/18 and optioned to AAA Columbus the next day...Had four more stints with Cleveland...across three stints with the Clippers, and one spot start with the Lake County Captains, McAllister went 7-1 with a 2.33 ERA (19 ER/73.1 IP) with 63 strikeouts, 15 walks, and a 1.10 WHIP in 12 minor league starts.

2013

* Went at least 5.0 IP in 19 of his 24 outings while posting a record of 9-9 with a 3.75 ERA in 24 starts

Indians were 15-9 (.625) in his starts...was on the 15-day injured list for the first time in his career from 6/3-7/22 (sprained right long/ middle finger)...from 9/24/12-5/28/13, he had held opponents to three or fewer earned runs while completing at least 5.0IP in a career-long 12 consecutive starts

2012

* Finished 6th among A.L. rookie pitchers in strikeouts (110), 8th in innings (125.1) and tied for 7th in starts (22)

His 7.9K/9.0IP led Tribe's starting pitchers as he tossed a career-high 188.2 innings combined on the year...picked up his first Major League win on 5/7 vs. Chicago-AL (day game, 6.0 IP, 6 H, 4 R/2 ER, 1 BB, 5 SO)...named the 6th-best prospect in the Indians organization entering 2012 according to Baseball America

2011

Spent the majority of the season with Triple-A Columbus...among Int'l League leaders was T-1st in CG (3), T-3rd in wins (12), 4th in innings (154.2), 5th in WHIP (1.20), 7th in ERA (3.32) and 7th in strikeouts (128)...recalled from Triple-A Columbus on 7/7 & made his Major League debut that night against Toronto...made four MLB starts on the season, totaling 17.2 IP, a 6.11 ERA, 14 strikeouts and seven walks...led all Indians minor league pitchers in wins (12), was 5th in ERA, 2nd in IP and 4th in strikeouts... selected to the Midseason IL All-Star Team

2010

Spent the season at the Triple-A level between Columbus and the Scranton/Wilkes-Barre Yankees going 9-12 with a 5.29ERA in 27 starts (149.2 IP, 185 H, 88 ER, 45 BB, 99 K)...acquired by the Indians from the Yankees on 8/20 to complete the 7/30 trade that sent Austin Kearns to New York for a player to be named...his 149.2 innings pitched ranked 9th in the IL...entered the 2010 season ranked by Baseball America as the 5th-best prospect and as having the "Best Control" in the Yankees organization.

2009

Spent the entire campaign with Double-A Trenton and was named Yankees Minor League Pitcher of the Year...his 2.23 ERA led the Eastern League and ranked 2nd among all Yankees minor leaguers...named to the Midseason All-Star team...missed more than three weeks from 7/16-8/8 on the injured list with right shoulder inflammation.

2008

Led all Yankees Minor Leaguers in ERA and tied for most wins...placed 7th among all full-season minor leaguers in ERA...following the season, was selected as the organization's sixth-best prospect by Baseball America

Personal

Full name Zachary Taylor McAllister...went 12-1 with a 1.04 ERA and 116K at Illinois Valley Central High School...Also hit .486 w/13 2B, 6HR, 38RBI...Was named Gatorade Illinois Player of the Year for 2005-06... Earned First-Team All-State honors from Illinois Prep Baseball Report, Chicago Tribune and Illinois High School Baseball Coaches Association...Is the son of Diamondbacks' scout and 1981 fifth-rounder Steve McAllister, who played in the minor leagues for the Astros and Pirates

Table with 20 columns: Year, Team, W-L, ERA, G, GS, CG, SHO, SV, IP, H, R, ER, HR, HB, BB, SO, WP, BK, AVG. Rows include seasons from 2006 to 2019, listing various teams like GCL Yankees, Staten Island, Charleston, Tampa, Trenton, Scranton, Columbus, CLEVELAND, Akron, and Lake County, along with summary rows for Major League (8 years) and Minor League (12 years).

Career Single-Game Bests

Table with 2 columns: Category and Value. Categories include Low-Hit Complete Game, Most Innings Pitched Starter, Most Innings Pitched Reliever, Most Earned Runs Allowed, Most Strikeouts, Most Walks, Longest Winning Streak, and Longest Losing Streak.

Table with 8 columns: Position, PCT, G, PO, A, E, TC, DP. Row for Pitcher: PCT .877, G 280, PO 34, A 30, E 9, TC 73, DP 2.

Career Transactions

- June 6, 2006: Drafted by the New York Yankees in the 3rd round of the 2006 amateur draft. Player signed June 16, 2006.
· August 20, 2010: The New York Yankees sent Zach McAllister to the Cleveland Indians to complete an earlier deal made on July 30, 2010. July 30, 2010: The New York Yankees sent a player to be named later to the Cleveland Indians for Austin Kearns.
· August 10, 2018: Signed as a Free Agent with the Detroit Tigers.
· August 27, 2018: Signed as a Free Agent with the Los Angeles Dodgers.
· January 22, 2019: Signed as a Free Agent with the Texas Rangers.
· March 25, 2019: Released by the Texas Rangers.
· April 4, 2019: Signed as a Free Agent with the Los Angeles Dodgers.

Injured List

- July 7 - July 29, 2016 (right hip discomfort)
· May 22 - June 18, 2014 (low back strain)
· June 6 - July 23, 2013 (right middle finger sprain)



Edubray

RAMOS

RHP | 61

@edubrayeduar

Bats: Right **Throws:** Right**Height:** 6-0 **Weight:** 232**Opening Day Age:** 27**Born:** December 19, 1992 in Caracas, Venezuela**Resides:** Carabobo, Venezuela**Acquired:** Signed as a non-drafted free agent January 2, 2020**ML Service:** 3.060**MLB Debut:** June 24, 2016

Career Highlights

- * Enters his first season with the Dodgers after signing a minor league free agent contract on Jan. 2, 2020
- * Made three consecutive Opening Day rosters with the Phillies, where he posted a career 7-11 record, one save and a 3.71 ERA with 168 strikeouts against 61 walks across 155.1 innings over four seasons
- * Averaged 11.71 strikeouts per nine innings during the 2017 season to become the seventh-highest mark by a reliever in Phillies' history
- * Secured his first Major League save on May 13, 2018 against the New York Mets
- * Made his Major League debut on June 24, 2016 and tied eighth among all relievers with 42 appearances from June 24 through the end of the regular season
- * Registered his first Major League win on July 16, 2016 against the New York Mets
- * Named a Rising Star during the 2015 Arizona Fall League while playing for Glendale
- * Received Pitcher of the Week Honors for the weeks of Aug. 4, 2014 with Short-Season Williamsport and June 15, 2015 with High-A Clearwater

Year-By-Year

2019

- * Made his third consecutive Opening Day roster and totaled 20 appearances with Philadelphia, where he tallied a 1-0 record and a 5.40 ERA across 15.0 innings with 11 strikeouts
- * Limited to 14 appearances across three levels of the Phillies system, logging the majority of his innings with Triple-A Lehigh Valley, where he went 2-0 with a 1.80 ERA (2 ER/10.0 IP) and eight strikeouts against four walks
- * Secured five of his six saves and did not allow an earned run in all six road appearances across 5.0 innings of work with Lehigh Valley

Owned a 1.93 ERA (2 ER/9.1 IP) in 11 road games with the Phillies, compared to his 11.12 ERA (7 ER/5.2 IP) mark in nine appearances at Citizen's Bank...saw two stints with Philadelphia in the midst of a pair of placements on the injured list...made a rehab assignment on May 13 with Advanced-A Clearwater before an option to Triple-A Lehigh Valley on June 23...recalled to Philadelphia on July 14 before serving a stint on the IL with right-shoulder impingement...later transferred to the 60-day IL on Aug. 15 and concluded the season making rehab appearances with Clearwater and Double-A Reading...elected free agency on Nov. 4

2018

- * Posted a 3-1 record and 2.32 ERA with 42 strikeouts against 15 walks across 42.2 innings and 52 games at the big-league level...also spent time with Triple-A Lehigh Valley (6 G) and Double-A Reading (1 G)
- * Recorded his first Major League save on May 13 against the New York Mets
- * Turned in a 0.64 ERA (2 ER/28.1 IP) across his first 32 appearances on the season

In 38 appearances of pre-All Star action, pitched to a 1.93 ERA (7 ER/32.2 IP) and averaged 9.1 strikeouts per nine innings...did not allow an earned run in 13.1 innings from May 13 to June 20...held opposing hitters to a .191 average and allowed just 13 hits in 68 at-bats with runners on base...saw his most productive month in April, when he went 1-0 with a 0.77 ERA (1 ER/11.2 IP) and held opposing bats to .184 average with 15 strikeouts against four walks in 11 appearances...allowed just one earned run in 19.2 innings when in the eighth inning or later...owned a 1.32 ERA (2 ER/13.2 IP) over 14 games on one day's rest, compared to his 7.36 ERA (6 ER/7.1 IP) in 10 appearances on two day's rest...served three stints on the injured list with a right shoulder impingement, left patella tendon strain and a right index finger blister...optioned to Triple-A Lehigh Valley on Aug. 1 and made six appearances before a recall on Aug. 17

2017

- * Cracked his first career Opening Day roster before posting a 2-7 record and 4.21 ERA with 75 strikeouts in 57.2 innings over 59 appearances
- * Registered the seventh-highest strikeout per nine innings rate (11.71) by a Phillies reliever after fanning 75 across 57.2 innings pitched
- * Registered single-game career highs in both innings pitched (3.0) and strikeouts (5) on Aug. 22 against Miami

Wrapped the season posting a 0.93 ERA (2 ER/19.1 IP) over his last 16 appearances, registering 15 scoreless outings in the process...turned in a 5.52 ERA (19 ER/31.0 IP) over 35 outings during the first-half of the season... optioned to Triple-A Lehigh Valley on June 26, where he logged 11.2 innings over 10 appearances with a 1.54 ERA... recalled to Philadelphia on Aug. 2 and spent the balance of the season lowering his ERA to 2.70 (8 ER/26.2 IP) over 24 post-All-Star appearances...also collected a pair of wins during the second-half, including his first victory since July, 16, 2016 on Aug. 6 at Colorado

2016

- * Made his Major League debut on June 24 against San Francisco and proceeded to go 1-3 on the season with a 3.83 ERA with 40 strikeouts across 40.0 innings
- * Started the season making 11 appearances with Double-A Reading before ascending to Triple-A Lehigh Valley for 15 games, posting a combined 2-1 record with 10 saves and a 1.16 ERA over 38.2 innings
- * Tied for eighth among Major League relievers with his 42 appearances from June 24 (debut) to the end of the season

Recorded his first Major League win on July 16 against the New York Mets...named Phillies Minor League Pitcher of the Month for May after posting a 0.52 ERA (1 ER/17.1 IP) with 16 strikeouts against one walk over 12 games...fanned 24 while issuing just one walk over his first 17 games between Double-A Reading and Triple-A Lehigh Valley...twirled 17.2 consecutive scoreless innings from May 2 to June 5...at the time of his recall and Major League debut, led all Philadelphia Minor League arms in ERA (1.16), WHIP (0.72) and strikeout-to-walk ratio (10.25)...allowed just one earned run over 23.2 innings for a 0.38 ERA with 26 strikeouts against a trio of walks

2015

- * Split the season between Advanced-A Clearwater (29 G) and Double-A Reading (18 G), combining to go 4-6 with eight saves and a 2.07 ERA (16 ER/69.2 IP) with 65 strikeouts across 47 appearances
- * Named Phillies Minor League Pitcher of the Week for the week of June 8 after going 1-0 with a save and 0.00 ERA over seven innings with 10 strikeouts
- * Honored as an Arizona Fall League Rising Star with Glendale

Paced the Clearwater Threshers with his 1.46 ERA (8 ER/49.1 IP) and 0.750 WHIP, among all qualifying arms (min. 15.0 IP)...also ranked fifth on the team in strikeouts per nine innings (8.6) and 10th on the team in strikeouts (47)...made three appearances for La Guaira of the Venezuelan Winter League

2014

- * Earned Phillies Minor League Pitcher of the Week honors for the week of Aug. 25, after tossing eight scoreless innings with 10 strikeouts
- * Began the season with the Venezuelan Summer League Phillies, where he appeared in seven games and posted a 1-1 record with four saves and a 0.75 ERA (1 ER/12.0 IP)...ascended to the GCL Phillies for eight games and locked down four saves with a 0.93 ERA (1 ER/9.2 IP) and 13 strikeouts before wrapping the year with Short-Season Williamsport
- * Logged the majority of his innings with Williamsport, spinning 22.2 innings while allowing just a pair of earned runs with 24 strikeouts for a 0.79 ERA

Led Williamsport with a 0.618 WHIP, ranked second in ERA and seventh in strikeouts per nine (9.5)...on the season, amassed a 0.81 ERA (4 ER/44.1 IP) with 48 strikeouts, a 0.902 WHIP and a 9.7 strikeout per nine rate in 26 games, including one start...secured career bests in ERA (0.81, min 6.0 IP) and saves (10)

2013

- * Played the entirety of the season with the Venezuelan Summer League Phillies, where he notched a pair of wins and one save with a 5.08 ERA across 33.2 innings and 14 games
- * Made five starts and accrued a 1-2 record with a 5.63 ERA and 14 strikeouts
- * Paced the team (min. 10 IP) and ranked third in the league with a 9.6 strikeout per nine rate

2010

Made 10 appearances with the Venezuelan Summer League Cardinals and posted a 9.53 ERA (18 ER/17.0 IP) with 17 strikeouts ...signed a free agent contract with the VSL Cardinals on May 13

Personal

Edubray Eduar Ramos...played baseball and volleyball at Liceo Diego Ibarra Privado...enjoys softball and listening to music in his free time...signed a free agent contract with the Venezuelan Summer League Cardinals on May 13, 2010...later signed a minor league free agent contract with Philadelphia on Nov. 21, 2012

Career Pitching Record

| Year | Team | W-L | ERA | G | GS | CG | SHO | SV | IP | H | R | ER | HR | HB | BB | SO | WP | BK | AVG |
|-----------------------|---------------|-------|-------|-----|----|----|-----|----|-------|-----|----|----|----|----|----|-----|----|----|------|
| 2010 | VSL Cardinals | 1-0 | 9.53 | 10 | 0 | 0 | 0 | 0 | 17.0 | 26 | 23 | 18 | 1 | 2 | 10 | 17 | 4 | 1 | .342 |
| 2013 | VSL Phillies | 2-3 | 5.08 | 14 | 5 | 0 | 0 | 1 | 33.2 | 36 | 21 | 19 | 0 | 4 | 13 | 36 | 11 | 0 | .269 |
| 2014 | GCL Phillies | 0-0 | 0.93 | 8 | 0 | 0 | 0 | 4 | 9.2 | 7 | 1 | 1 | 0 | 1 | 5 | 13 | 1 | 0 | .200 |
| | Williamsport | 1-0 | 0.79 | 11 | 1 | 0 | 0 | 2 | 22.2 | 12 | 2 | 2 | 0 | 1 | 2 | 24 | 2 | 0 | .152 |
| 2015 | VSL Phillies | 1-1 | 0.75 | 7 | 0 | 0 | 0 | 4 | 12.0 | 11 | 5 | 1 | 0 | 2 | 3 | 11 | 0 | 0 | .244 |
| | Reading | 1-2 | 3.54 | 18 | 0 | 0 | 0 | 0 | 20.1 | 17 | 9 | 8 | 0 | 2 | 10 | 18 | 0 | 1 | .233 |
| | Clearwater | 3-4 | 1.46 | 29 | 0 | 0 | 0 | 8 | 49.1 | 31 | 9 | 8 | 2 | 1 | 6 | 47 | 4 | 2 | .180 |
| 2016 | PHILADELPHIA | 1-3 | 3.83 | 42 | 0 | 0 | 0 | 0 | 40.0 | 36 | 18 | 17 | 5 | 0 | 11 | 40 | 1 | 1 | .243 |
| | Reading | 1-1 | 2.40 | 11 | 0 | 0 | 0 | 7 | 15.0 | 9 | 5 | 4 | 1 | 1 | 1 | 15 | 1 | 0 | .170 |
| | Lehigh Valley | 1-0 | 0.38 | 15 | 0 | 0 | 0 | 3 | 23.2 | 15 | 1 | 1 | 0 | 1 | 3 | 26 | 1 | 0 | .174 |
| 2017 | PHILADELPHIA | 2-7 | 4.21 | 59 | 0 | 0 | 0 | 0 | 57.2 | 57 | 29 | 27 | 4 | 0 | 28 | 75 | 5 | 1 | .253 |
| | Lehigh Valley | 2-0 | 1.54 | 10 | 0 | 0 | 0 | 1 | 11.2 | 7 | 3 | 2 | 0 | 0 | 4 | 10 | 0 | 0 | .171 |
| | PHILADELPHIA | 3-1 | 2.32 | 52 | 0 | 0 | 0 | 1 | 42.2 | 34 | 14 | 11 | 4 | 1 | 15 | 42 | 4 | 0 | .218 |
| 2018 | Reading | 0-0 | 0.00 | 1 | 0 | 0 | 0 | 0 | 0.2 | 1 | 0 | 0 | 0 | 0 | 1 | 0 | 0 | 0 | .333 |
| | Lehigh Valley | 0-0 | 9.00 | 6 | 0 | 0 | 0 | 0 | 6.0 | 8 | 6 | 6 | 1 | 1 | 1 | 5 | 2 | 0 | .333 |
| | PHILADELPHIA | 1-0 | 5.40 | 20 | 0 | 0 | 0 | 0 | 15.0 | 19 | 10 | 9 | 5 | 1 | 7 | 11 | 3 | 0 | .311 |
| 2019 | Reading | 0-0 | 18.00 | 1 | 0 | 0 | 0 | 0 | 1.0 | 2 | 2 | 2 | 2 | 0 | 0 | 0 | 0 | 0 | .400 |
| | Lehigh Valley | 2-0 | 1.80 | 10 | 0 | 0 | 0 | 6 | 10.0 | 6 | 3 | 2 | 1 | 1 | 4 | 8 | 0 | 0 | .182 |
| | Clearwater | 0-0 | 3.00 | 3 | 2 | 0 | 0 | 0 | 3.0 | 1 | 1 | 1 | 0 | 0 | 1 | 5 | 1 | 0 | .100 |
| Major League- 4 years | | 7-11 | 3.71 | 173 | 0 | 0 | 0 | 1 | 155.1 | 146 | 71 | 64 | 18 | 2 | 61 | 168 | 13 | 2 | .247 |
| Minor League- 8 years | | 15-11 | 2.86 | 154 | 8 | 0 | 0 | 36 | 235.2 | 189 | 91 | 75 | 8 | 17 | 64 | 235 | 27 | 4 | .217 |

Career Single-Game Bests

| | | | |
|--------------------------------|---------------------------------|-------------------------|---|
| Low-Hit Complete Game: | --- | Most Strikeouts: | 5, August 22, 2017 vs. MIA |
| Most Innings Pitched Starter: | --- | Most Walks: | 2, 10x, last August 7, 2016 at SD |
| Most Innings Pitched Reliever: | 3.0 IP, August 22, 2017 vs. MIA | Longest Winning Streak: | 10 games, July 24, 2016 - July 25, 2017 |
| Most Earned Runs Allowed: | 5, July 7, 2016 at COL | Longest Losing Streak: | 5 games, August 6, 2017 - July 6, 2018 |

Career Fielding Record

| Position | PCT | G | PO | A | E | TC | DP |
|----------|------|-----|----|---|---|----|----|
| Pitcher | .846 | 173 | 3 | 8 | 2 | 13 | 0 |

Career Transactions

- March 25, 2010: Signed by the St. Louis Cardinals as an amateur free agent.
- February 21, 2011: Released by the St. Louis Cardinals.
- November 21, 2012: Signed as a Free Agent with the Philadelphia Phillies.
- November 4, 2019: Granted Free Agency.
- January 2, 2020: Signed as a minor league free agent with Los Angeles

Injured List

- July 16 - September 17, 2019 (right shoulder impingement)
- May 12 - June 12, 2019 (right shoulder impingement)
- August 22 - September 1, 2018 (shoulder stiffness)
- July 22 - August 1, 2018 (right patella tendon strain)
- June 25 - July 6, 2018 (right shoulder impingement)



Zach

REKS

OF | 88

@rex_e40

Bats: Left **Throws:** Right**Height:** 6-2 **Weight:** 190**Opening Day Age:** 26**Born:** November 12, 1993 in Chicago, IL**Resides:** Chicago, IL**Acquired:** Drafted in the 10th round of the 2017 First Year Player Draft out of the University of Kentucky**ML Service:** 0.000

Career Highlights

- * First baseman and outfielder enters his fourth professional season after posting a career year in 2019... registered season highs in doubles (21), homers (28), RBI (93) and walks (63) with a .291/.385/.536 slashline
- * Owns a .978 fielding percentage with six errors in 267 chances across 1355.2 innings in the outfield...has also spent 16 career games at first with a .991 fielding percentage over 139.0 innings
- * Finished 2019 pacing all Dodger farmhands in RBI (93) and ranked second overall in homers (28)
- * Garnered Player of the Week honors on April 28, 2019 after going 10-for-20 with a pair of homers and three RBI

Year-By-Year

2019

* Spent 2019 between Double-A Tulsa and Triple-A Oklahoma City, where he combined to slash .291/.385/.536 and collect season highs in doubles (21), homers (28), RBI (93) and walks (63)

* Slashed .284/.382/.520 across 89 games in his first season at Triple-A Oklahoma City...ranked among the top OKC Dodgers in RBI (2nd, 71) runs (3rd, 57), hits (3rd, 94), walks (3rd, 48), homers (4th, 19) and doubles (5th, 19)

* Turned in a combined .967 fielding percentage in the outfield, committing five errors over 150 chances in 811.1 innings with 139 putouts and six assists

Garnered Player of the Week honors on April 28 after going 10-for-20 with a pair of homers and three RBI...paced all Dodger farmhands with 93 RBI and finished second overall with 28 homers; third in total bases (238) and fourth in runs (86), hits (129) and walks (63)...hit visiting pitching at a .297 clip (46-for-155) across 44 games, compared to his .273 (48-for-176) average in 45 games away from Chickasaw Bricktown Ballpark...went 6-for-12 with two grand slams and 19 RBI with the bases loaded...launched his first grand slam on June 12 and completed the night going 2-for-4 with a double and five RBI...launched his second grand slam on July 23...drove in four or more in a single game six times between Tulsa and OKC

2018

* Batted .303/.374/.424 between Double-A Tulsa (78 G) and Advanced-A Rancho Cucamonga (10 G)...connected on a combined 17 doubles, a pair of triples, five homers and 40 RBI with six stolen bases

* In his first season with Double-A Tulsa, batted .288/.368/.385 with 14 doubles, a triple, three homers, 33 RBI and five stolen bases across 78 games

* Finished among the top 10 Drillers in runs (8th, 37), hits (7th, 75), doubles (8th, 14), RBI (8th, 33), stolen bases (5th, 5), walks (7th, 34), average (8th, .288) and total bases (10th, 100)

Hit lefties at a .333 clip with three doubles, a triple and 10 RBI in 54 at-bats...went 22-for-67 (.328) with a trio of doubles and 27 RBI with runners in scoring position...in 10 games with Advanced-A Rancho Cucamonga, batted .405 with three doubles, a triple, two homers, seven RBI and one stolen base...began the season assigned to Rancho Cucamonga before ascending to Double-A Tulsa on May 10 for the remainder of the season

2017

Began his professional career across three levels of the Dodgers' system, including Rookie-Level Ogden (4 G), Single-A Great Lakes (17 G) and Advanced-A Rancho Cucamonga (26 G)...slashed a combined .317/.394/.371 with three doubles, a pair of homers, 12 RBI and three stolen bases

Personal

Zachary Joseph Reks...born in Chicago, IL...attended Sandburg HS (IL) before beginning his collegiate career at the U.S. Air Force Academy...played the 2013 season with the Falcons and later transferred to Kentucky where he walked on before the 2016 season...played two seasons for the Wildcats and batted a combined .344 over 118 games

| Career Batting Record | | | | | | | | | | | | | | | | | | | | |
|------------------------|------------------|------|-----|-----|-----|-----|----|----|----|-----|----|----|-----|-----|-----|----|----|------|------|---|
| Year | Team | AVG | G | AB | R | H | 2B | 3B | HR | RBI | SH | SF | HBP | BB | SO | SB | CS | OBP | SLG | E |
| 2017 | Rancho Cucamonga | .314 | 26 | 102 | 17 | 32 | 1 | 0 | 2 | 9 | 0 | 0 | 2 | 7 | 17 | 1 | 1 | .369 | .382 | 0 |
| | Great Lakes | .309 | 17 | 55 | 4 | 17 | 2 | 0 | 0 | 3 | 1 | 0 | 2 | 7 | 13 | 1 | 4 | .406 | .345 | 0 |
| | Ogden | .400 | 4 | 10 | 3 | 4 | 0 | 0 | 0 | 0 | 0 | 0 | 1 | 0 | 0 | 1 | 0 | .538 | .400 | 0 |
| 2018 | Tulsa | .288 | 78 | 260 | 37 | 75 | 14 | 1 | 3 | 33 | 0 | 2 | 0 | 34 | 73 | 5 | 3 | .368 | .385 | 2 |
| | Rancho Cucamonga | .405 | 10 | 37 | 8 | 15 | 3 | 1 | 2 | 7 | 0 | 0 | 0 | 1 | 5 | 1 | 0 | .421 | .703 | 0 |
| 2019 | Tulsa | .310 | 32 | 113 | 29 | 35 | 2 | 1 | 9 | 22 | 0 | 2 | 2 | 15 | 27 | 1 | 1 | .394 | .584 | 1 |
| | Oklahoma City | .284 | 89 | 331 | 57 | 94 | 19 | 1 | 19 | 71 | 0 | 1 | 5 | 48 | 104 | 2 | 0 | .382 | .520 | 4 |
| Minor League - 3 years | | .300 | 256 | 908 | 155 | 272 | 41 | 4 | 35 | 145 | 1 | 5 | 12 | 114 | 241 | 12 | 9 | .383 | .469 | 7 |

Career Transactions

- June 8, 2009: Drafted by the Los Angeles Dodgers in the 10th round of the 2017 First Year Player Draft out of the University of Kentucky

Disabled List

- Has not been on the disabled list in the Major Leagues



Cristian

SANTANA

IF | 94

@cys24

Bats: Right **Throws:** Right**Height:** 6-2 **Weight:** 175**Opening Day Age:** 23**Born:** February 24, 1987 in San Cristobal, Dominican Republic**Resides:** San Cristobal, Dominican Republic**Acquired:** Signed as an international free agent on April 22, 2014**ML Service:** 0.000

Career Highlights

- * Enters his seventh season and first camp with the Dodgers as an infielder
- * Named a 2019 Mid-Season All-Star in the Double-A Texas League after slashing .296/.324/.424 before the All-Star break to earn a roster spot
- * Named the 2018 MiLB.COM Organization All-Star in 2018...slashed .274/.302/.447 spending the entire year on Advanced-A Rancho
- * Earned Player of the Week honors with High-A Rancho for the week of August 19, 2018 along with rookie ball Ogden for the week of June 25, 2017
- * Holds a career .285/.314/.439 slash line across his six seasons in the minor leagues, with 55 home runs, 260 RBI, 82 doubles and 68 walks

Year-By-Year

2019

- * Spent his entire season in Double-A Tulsa, playing in 102 total games and performing well, slashing .301/.320/.436 on the season...crushed 10 long balls while tallying 57 RBI, 22 doubles and 10 walks
- * His .301 average paced Tulsa and ranked third-best in the Texas League...Santana also ranked top three on the team in RBI (2nd), OBP (3rd), SLG (3rd), doubles (2nd), and total bases (2nd)
- * Earned a spot on the 2019 Texas North All-Star squad...started and played the entire game but failed to reach base, going 0-for-4 on the day
- * Santana dominated at home, batting .335 with six homers, 32 RBI while posting a .353 OBP and a .513 SLG over 51 games

Santana excelled during his season in Tulsa, playing the third most games on the squad despite an injury at the end of the season. He started the year strong, tallying 13 hits in the first eight games, going 13-for-36 (.361) with six RBI, a pair of doubles along with three walks...for the month of April, he finished going 28-for-85 (.329) while totaling 11 RBI and two homers...recorded a 12-game hitting streak from June 30 to July 11, going 21-for-51 (.412) while adding 16 RBI, two homers, ten doubles and a walk to his stat sheet...had a string of four-straight multi-hit games during his hitting streak as well...tallied a season-high four hits on April 25 when he went 4-for-4 with a home run and three RBI.

2018

- * Played his entire 2018 campaign with Advanced-A Rancho, slashing .274/.302/.447 while recording 23 doubles, 24 homers, 109 RBI and 20 walks over a team and league leading 131 game
- * Named MiLB.COM Organization All-Star and Player of the Week for the week of August 19
- * Tied for first in the league and paced the team with his 24 home runs ... ranked top-ten in the league in total bases (2nd, 245), SLG (9th, .447) and RBI (1st, 109)
- * Slashed .300/.327/.444 at home, contributing 60 RBI, 20 doubles and nine homers when playing on home turf

Made appearances at third and first base with a majority of his games (76) played at the hot corner...finished with a .888 fielding percentage while playing third base with 137 assists and 38 putouts...at first base over 42 games, held a .976 fielding percentage while tallying 297 putouts and 23 assists...began the season on a five-game hitting streak where he went 8-for-21 (.381), tallying four homers, 22 RBI and five doubles...represented a 13-game hitting streak from August 4-19 where he went 22-for-55 (.400), adding up eight doubles, eight homers, and 29 RBI...during the same hitting streak, tallied two different four-hit games, totaling 10 RBI between the two of them

2017

* Split time between rookie ball Ogden (10 games) and Single-A Great Lakes (44 games)...across his 54 total games, slashed .363/.390/.563 while tallying 10 long balls, 41 RBI, 11 doubles and 11 walks

* Shined with Ogden, went 22-for-41 (.537) while hitting five homers and adding up 16 RBI to reach a SLG percentage of 1.000...slashed .322/.339/.460 in Class-A Great Lakes, totaling nine doubles, five homers, 25 RBI and five walks

* Played well on the road, slashing .350/.364/.553 while hitting five homers and tallying 22 RBI across 25 away games with Great Lakes

* Won Player of the Week award for the week of June 25 with Ogden

Collected a 16-game hitting streak from June 21-July 8 across the two teams...went 34-for-65 (.523) with three doubles, five homers, 18 RBI and 11 multi-hit efforts during the span...tallied a four-hit outing on June 23 with three runs and three RBI against the Grand Junction Rockies...played most his games at third-base, boasting a .914 fielding percentage while tallying 56 assists and eight putouts across 31 games with Great Lakes

2016

* Spent his entire season in the Arizona Rookie League with the AZL Dodgers...slashed .256/.278/.453 with six doubles, eight home runs, and 24 RBI across 42 games

* Began the season with a seven-game hitting streak, going 10-for-30 (.333) while adding up four RBI and three multi-hit outings ... in his first game of the year, went 2-for-4 with a double and three RBI

Performed well at home, slashing .265/.284/.482 across 21 games on his own turf, tallying a pair of doubles and triples, four homers, 15 RBI and two walks ... paced the team in homers as well as RBI, held the second-best batting average on the team.

2015

* Played his entire season with the Dominican Rookie League Dodgers...slashed .276/.329/.378 with 13 doubles, three homers, 18 RBI and 16 walks across 59 games

Spent day games performing well, batting .278 with four doubles, seven RBI and eight walks across 30 games... tallied an eight-game hitting streak from July 13 – 22, going 12-for-34 (.353) while crushing three doubles, two long balls and five RBI

2014

Spent his first season in professional baseball with the Dominican Rookie League Dodgers, slashing .203 /.240/.280, hit seven doubles and tallied 11 RBI while adding six walks across 38 games...ranked top-10 on the team in RBI (7th), doubles (5th), and total hits (9th)

Personal

Cristian Santana...born Feb. 24, 1997 in San Cristobal, DR...signed to a minor league contract with the Dodgers on April 22, 2014

Career Batting Record

| Year | Team | AVG | G | AB | R | H | 2B | 3B | HR | RBI | SH | SF | HBP | BB | SO | SB | CS | OBP | SLG | E |
|------------------------|------------------|------|-----|------|-----|-----|----|----|----|-----|----|----|-----|----|-----|----|----|------|-------|----|
| 2014 | DSL Dodgers | .203 | 38 | 118 | 7 | 24 | 7 | 1 | 0 | 11 | 1 | 1 | 0 | 6 | 29 | 2 | 2 | .240 | .280 | 18 |
| 2015 | DSL Dodgers | .276 | 59 | 217 | 30 | 60 | 13 | 0 | 3 | 18 | 1 | 0 | 1 | 16 | 35 | 3 | 6 | .329 | .378 | 22 |
| 2016 | GCL Dodgers | .256 | 42 | 172 | 26 | 44 | 6 | 2 | 8 | 24 | 0 | 2 | 1 | 5 | 46 | 0 | 1 | .278 | .453 | 11 |
| 2017 | Great Lakes | .322 | 44 | 174 | 18 | 56 | 9 | 0 | 5 | 25 | 0 | 1 | 0 | 5 | 42 | 0 | 1 | .339 | .460 | 8 |
| | Ogden | .537 | 10 | 41 | 18 | 22 | 2 | 1 | 5 | 16 | 0 | 1 | 0 | 6 | 6 | 0 | 0 | .583 | 1.000 | 3 |
| 2018 | Rancho Cucamonga | .274 | 131 | 548 | 75 | 150 | 23 | 0 | 24 | 109 | 0 | 7 | 5 | 20 | 143 | 2 | 2 | .302 | .447 | 30 |
| 2019 | Tulsa | .301 | 102 | 399 | 45 | 120 | 22 | 1 | 10 | 57 | 0 | 2 | 2 | 10 | 88 | 0 | 0 | .320 | .436 | 17 |
| Minor League - 6 years | | .285 | 426 | 1669 | 219 | 476 | 82 | 5 | 55 | 260 | 2 | 14 | 9 | 68 | 389 | 7 | 12 | .314 | .439 | 99 |

Career Transactions

· April 22, 2014: Signed as an international free agent

Injured List

· Has not been on the disabled list in the Major Leagues



Jordan

SHEFFIELD

RHP | 89

@jsheff24

Bats: Right **Throws:** Right**Height:** 5-10 **Weight:** 190**Opening Day Age:** 24**Born:** June 1, 1995 in Tullahoma, TN**Resides:** Tullahoma, TN**Acquired:** Drafted in the 2nd round of the 2016 First Year Player Draft out of Vanderbilt University**ML Service:** 0.000

Career Highlights

- * Hard throwing right-hander enters his fifth season in the Dodgers organization after being selected in the first round (36th overall) of the 2016 First-Year Payer Draft
- * Has compiled an 8-18 record with eight saves and a 5.46 ERA (107 ER/211.1 IP) in 99 games (42 starts) as a professional
- * In 211.1 Minor League innings he has struck out 240 batters, averaging 10.2 strikeouts per 9.0 innings
- * Was recognized as an Arizona Fall League "Rising Star" in 2018

Year-By-Year

2019

* Went 4-5 with a 3.27 ERA (20 ER/55.0 IP) in 49 games (two starts) while splitting the season between Advanced-A Rancho Cucamonga and Double-A Tulsa

* Was promoted to Double-A Tulsa on May 15, and during his first 13 relief appearances, he allowed only two earned runs in 15.1 innings while striking out 26 batters

As a member of the Drillers, he held batters to a .193 batting average, including a .173 mark against right-handers... recorded a 2-3 record with a 2.72 ERA (11 ER/36.1 IP) in 32 relief appearances at the Double-A level, striking out 46 while holding opponents to a .180 average

2018

* Spent the majority of the season with Advanced-A Rancho Cucamonga, where he went 1-3 with a 6.88 ERA (26 ER/34.0 IP) in 14 games (seven starts)

* Struck out 40 batters in 34.0 innings with the Quakes...held left-handed batters to a .245 batting average

* Was placed on the 7-day injured list on May 13 and made three relief appearances (one start) with the AZL Dodgers, tossing 3.0 scoreless innings with four strikeouts

* Was named a 2018 Arizona Fall League "Rising Star"

2017

* Combined to go 3-9 with a 4.70 ERA (56 ER/107.1 IP) in 35 games (24 starts) with Single-A Great Lakes and Advanced-A Rancho Cucamonga

* Established career highs in innings pitched (107.1) and strikeouts (109)

2016

* Went 0-1 with a 3.75 ERA (5 ER/12.0 IP) in eight games with Single-A Great Lakes and AZL Dodgers

Spent the majority of his first professional season with the Loons, allowing five earned runs in 11.0 innings across seven starts

Personal

Jordan Ladon Sheffield...son of Misty and Travis...his older brother, Justus, was selected by the Cleveland Indians in the first round of the 2014 First-Year Player Draft and is currently a part of the Seattle Mariners organization... attended Tullahoma High School (TN) where he was honored as a Rawlings first team All-American and a member of the 16U Team USA...played college ball at Vanderbilt and was a member of the 2014 team that finished second at the College World Series

Career Pitching Record

| Year | Team | W-L | ERA | G | GS | CG | SHO | SV | IP | H | R | ER | HR | HB | BB | SO | WP | BK | AVG |
|-----------------------|------------------|------|------|----|----|----|-----|----|-------|-----|-----|-----|----|----|-----|-----|----|----|------|
| 2016 | Great Lakes | 0-1 | 4.09 | 7 | 7 | 0 | 0 | 0 | 11.0 | 11 | 5 | 5 | 2 | 1 | 6 | 13 | 2 | 0 | .275 |
| | GCL Dodgers | 0-0 | 0.00 | 1 | 1 | 0 | 0 | 0 | 1.0 | 0 | 0 | 0 | 0 | 0 | 0 | 0 | 0 | 0 | .000 |
| 2017 | Rancho Cucamonga | 0-2 | 8.00 | 5 | 4 | 0 | 0 | 0 | 18.0 | 23 | 17 | 16 | 2 | 2 | 15 | 18 | 4 | 0 | .307 |
| | Great Lakes | 3-7 | 4.03 | 20 | 20 | 0 | 0 | 0 | 89.1 | 86 | 50 | 40 | 9 | 7 | 42 | 91 | 8 | 2 | .255 |
| 2018 | Rancho Cucamonga | 1-3 | 6.88 | 14 | 7 | 0 | 0 | 0 | 34.0 | 39 | 28 | 26 | 8 | 2 | 20 | 40 | 6 | 0 | .283 |
| | GCL Dodgers | 0-0 | 0.00 | 3 | 1 | 0 | 0 | 0 | 3.0 | 1 | 0 | 0 | 0 | 0 | 2 | 4 | 0 | 0 | .100 |
| 2019 | Tulsa | 2-3 | 3.58 | 34 | 2 | 0 | 0 | 6 | 37.2 | 26 | 16 | 15 | 3 | 2 | 32 | 48 | 5 | 0 | .193 |
| | Rancho Cucamonga | 2-2 | 2.60 | 15 | 0 | 0 | 0 | 7 | 17.1 | 6 | 5 | 5 | 2 | 0 | 11 | 26 | 1 | 0 | .168 |
| Minor League- 4 years | | 8-18 | 4.56 | 99 | 42 | 0 | 0 | 13 | 211.1 | 192 | 121 | 107 | 26 | 14 | 128 | 240 | 26 | 2 | .242 |

Career Transactions

- June 8, 2016: Drafted by the Los Angeles Dodgers in the second round of the 2016 First Year Player Draft out of Vanderbilt University

Injured List

- Has not been on the disabled list in the Major Leagues



Cody

THOMAS

OF | 95

@codythomas_12

Bats: Left **Throws:** Right**Height:** 6-4 **Weight:** 211**Opening Day Age:** 25**Born:** October 8, 1994 in Colleyville, TX**Resides:** Colleyville, TX**Acquired:** Drafted in the 13th round of the 2016 First Year Player Draft out of the University of Oklahoma**ML Service:** 0.000

Career Highlights

- * Enters his 5th season and first camp with the Dodgers as an outfielder
- * Across 437 minor league games, holds a minor league career .255/.329/.474 slash line, tallying 80 doubles, 21 triples, 81 home runs and 278 RBI
- * Named a 2019 Mid-Season All-Star on Double-A Tulsa after slashing .279/.351/.508 during the first half of the season, adding up 11 doubles, three triples, 13 homers and 48 RBI
- * Named the MiLB.com Organization All-Star in 2018 after slashing .285/.355/.497 on the season with Advanced-A Rancho, tallying a career-high in doubles (35), triples (seven), RBI (87) and walks (48) while hitting 19 homers as well...named a 2018 Post-Season All-Star on Rancho for his performance...honored as Player of the Week for the week of July 29, 2018 and September 3, 2018
- * Awarded the MiLB Joe Bauman Home Run Award for a Short Season after crushing 16 long balls in just 52 games with Ogden
- * Holds a career .985 fielding percentage in the outfield across 384 minor league games and 3354.1 innings...has 768 putouts and 21 assists in his career

Year-By-Year

2019

- * Spent the entire season in Double-A Tulsa, slashing .236/.308/.443 across a team leading 130 games, the second most games played in the entire Texas League
- * Throughout the month of May, slashed .337/.402/.519 across 28 games, tallying 20 RBI on five doubles, a triple and four home runs...tallied a 10-game hitting streak from May 10-18, going 19-for-40 (.475) while batting in 10 runs on three homers, three doubles and a triple...tallied seven multi-hit games during the same streak
- Went 4-for-4 on April 17, homering three different times to tally five RBI in a 10-7 victory over Springfield...in day games, Thomas went 25-for-82 (.305) while adding up six extra-base hits, seven homers and 21 RBI...paced the entire Texas league with his 23 home runs, a career-high ... ranked top three on Tulsa in home runs, batting average (3rd), RBI (1st, 76), OBP (3rd), SLG (2nd), walks (3rd, 46) and total bases (1st, 210)

2018

- * Played the entirety of the year in Advanced-A Rancho, recording a slash line of .285/.355/.497 while crushing 19 long balls, 35 doubles and seven triples to total 87 RBI across 127 games, the fourth most in the league
- Was named Player of the Week for the week of July 29 and September 3...from July 22-29, went 10-for-32 (.313), crushing four long balls to total 15 RBI...from August 26-September 3, went 15-for-36 (.417) with six doubles, two homers and 12 RBI...came up clutch when the bases were loaded, going 4-for-12, with three walks, 2 grand slams and 16 RBI...tallied an 11-game hitting streak from June 21-July 1, going 16-for-44 (.364) while scoring 11 runs and tallying three doubles, a triple, six home runs and 13 RBI

2017

- * Spent his entire season with Single-A Great Lakes, finishing with a slash line of .222/.293/.409 across 121 games
- Boasted a solid June, slashing .306/.355/.541 across 22 games and 85 at bats, crushing four long balls while adding 18 RBI and five walks to his stat sheet....paced the team and ranked fifth in the league with his 20 homers...ranked top three on the team in runs (2nd, 59), batting average (2nd), OBP (2nd), total bases (1st, 188) and RBI (1st, 65)...tallied a 13-game hitting streak from May 15-May 30, going 18-for-58 (.310), hitting four homers to tally eight RBI.

2016

* In his first professional season, Thomas split his time between the AZL Dodgers and the Ogden Dodgers, slashing .297/.382/.621 across 59 games.

With the AZL Dodgers, played seven games and batted 11-for-22 (.500) with a .571 OBP, and 1.045 SLG with three homers and six RBI ... in Ogden, slashed .276/.360/.576 across 52 games, crushing 16 home runs and tallying 44 RBI...played a total of 150.0 innings in the outfield, boasting a .957 fielding percentage while tallying 21 putouts and an assist

Personal

Cody Thomas...born Oct. 8, 1994 in Colleyville, Texas...attended Colleyville Heritage High School (Colleyville, TX)... played football in his high school, throwing for a combined 83 touchdowns in his junior and senior seasons and was rated as a four star recruit...plyaed high school baseball and was drafted by the New York Yankees in the 30th round of the 2013 First Year Plyaer Draft but did not sign...played both football and baseball at the University of Oklahoma...drafted by the Dodgers 401st overall in the 2016 June Amateur Draft

Career Batting Record

| Year | Team | AVG | G | AB | R | H | 2B | 3B | HR | RBI | SH | SF | HBP | BB | SO | SB | CS | OBP | SLG | E |
|------------------------|------------------|------|-----|------|-----|-----|----|----|----|-----|----|----|-----|-----|-----|----|----|------|-------|----|
| 2016 | GCL Dodgers | .500 | 7 | 22 | 10 | 11 | 1 | 1 | 3 | 6 | 0 | 1 | 2 | 3 | 3 | 1 | 0 | .571 | 1.045 | 0 |
| | Ogden | .276 | 52 | 210 | 41 | 58 | 9 | 3 | 16 | 0 | 1 | 0 | 10 | 18 | 84 | 9 | 3 | .360 | .576 | 3 |
| 2017 | Great Lakes | .222 | 121 | 460 | 59 | 102 | 18 | 4 | 20 | 65 | 0 | 4 | 5 | 43 | 150 | 6 | 7 | .293 | .409 | 2 |
| 2018 | Rancho Cucamonga | .285 | 127 | 499 | 82 | 142 | 35 | 7 | 19 | 87 | 0 | 3 | 8 | 48 | 163 | 5 | 2 | .355 | .497 | 5 |
| 2019 | Tulsa | .236 | 130 | 474 | 77 | 112 | 17 | 6 | 23 | 76 | 0 | 6 | 6 | 46 | 144 | 5 | 3 | .308 | .443 | 2 |
| Minor League - 4 years | | .255 | 437 | 1665 | 269 | 425 | 80 | 21 | 81 | 278 | 0 | 15 | 31 | 158 | 544 | 26 | 15 | .329 | .474 | 12 |

Career Transactions

· June 8, 2016: Drafted by the Los Angeles Dodgers in the 13th round of the First Year Player Draft out of the University of Oklahoma.

Injured List

· Has not been on the disabled list in the Major Leagues



Edwin

UCETA

RHP | 92

@edwin_uceta_martinez

Bats: Right **Throws:** Right**Height:** 6-0 **Weight:** 155**Opening Day Age:** 22**Born:** January 9, 1998 in Villa Los Almacigos, Dominican Republic**Resides:** Villa Los Almacigos, Dominican Republic**Acquired:** Signed as a non-drafted free agent July 2, 2016**ML Service:** 0.000

Career Highlights

- * Enters his first camp with the Dodgers after signing a free agent contract on July 2, 2016
- * Across a four-season career, has stayed exclusively within the Dodgers farm system, moving around from the rookie league up to Double-A
- * Ranked by Baseball America as the 21st-best Dodger prospect entering the 2019 season and No. 17 entering 2018
- * Named the rookie league player of the week for the week of August 6, 2017 after a no hit, 6.0 inning outing where he walked none and struck out five

Year-By-Year

2019

* Played across two levels within the Dodgers' system, including Advanced-A Rancho and Double-A Tulsa... combined for an 11-2 record with a 2.77 ERA (38 ER/123.1 IP), tallying 141 strikeouts across 26 games, starting 24 of them

* Went a perfect 4-0 with Advanced-A Rancho, boasting a 2.15 ERA (12 ER, 50.1 IP) across 10 games, all starting, while striking out 65 batters and walking only 16...ended with a 7-2 record while playing for Double-A Tulsa, finishing with a 3.21 ERA (26 ER, 73.0 IP), adding up 76 strikeouts

Performed outstanding in July, going 3-0 while holding a 1.47 ERA (5 ER/30.2 IP), allowing no home runs throughout the entire month while striking out 32 batters and walking 15 ... threw 7.0 scoreless innings on June 20, allowing just three hits while striking out seven and allowing no free passes...while on Tulsa, ranked top five in wins (1st, 7), strikeouts (5th, 76) and innings pitched (5th, 73.0 IP)

2018

* Spent the majority of his season with Class-A Great Lake Loons, appearing in 20 games, finishing with a 5-6 record, and a 3.25 ERA (36 ER/99.2 IP)...added 103 strikeouts and 27 walks to his stat sheet...appeared in five games with Advanced-A Rancho, finishing without a record, a 6.97 ERA (16 ER/20.2 IP), 28 strikeouts and 12 walks.

* Despite not spending the entire season with the Loons, Uceta led the team with 103 strikeouts, 36 more than second place ... was tied for first in wins (5) and led the team in games started (20) and innings pitched (99.2)

Spun seven scoreless innings on July 16, allowing just three hits and zero walks while striking out nine

2017

* Played the entire season in rookie level ball with the Ogden Raptors ... appeared in 14 games, finishing with a 6.59 ERA (41 ER/56.0 IP), tallying 62 strikeouts while walking 14 batters

* Made a fantastic outing, throwing 6.0-scoreless innings of no-hit ball, striking out five and walking none along the way, earning him Player of the Week award

Boasted a strong August performance, spinning 24.0 innings over five games, allowing nine earned runs (3.38 ERA) while tallying 26 strikeouts, walking just six

2016

Spent his first year in the big leagues shining between the two Dodgers Dominican Rookie League teams... finished with a 2-1 overall record with a 1.72 ERA (6 ER/31.1 IP), allowing just one home run and three walks while finishing 28 batters...held a WHIP of 0.73 and limited opponents to a .175 batting average throughout his entire season...through his first three appearances, did not allow a run over 8.0 innings pitched, allowing five hits with

eight strikeouts and zero base on balls.

Personal

Edwin Uceta...born Jan. 9, 1998 in Villa Los Almacigos, DR...signed with the Dodgers at the age of 16 in July of 2016... was ranked the No. 28th prospect in the Dodgers organization after the 2018 season

| Career Pitching Record | | | | | | | | | | | | | | | | | | | | |
|------------------------|-----------------------|-------|------|----|----|----|-----|----|-------|-----|-----|-----|----|----|-----|-----|----|----|------|--|
| Year | Team | W-L | ERA | G | GS | CG | SHO | SV | IP | H | R | ER | HR | HB | BB | SO | WP | BK | AVG | |
| 2016 | DSL Dodgers | 0-1 | 1.20 | 5 | 2 | 0 | 0 | 0 | 15.0 | 11 | 2 | 2 | 0 | 0 | 1 | 11 | 5 | 1 | .193 | |
| | DSL Dodgers 2 | 2-0 | 2.20 | 6 | 1 | 0 | 0 | 0 | 16.1 | 9 | 4 | 4 | 1 | 0 | 2 | 17 | 1 | 0 | .158 | |
| 2017 | Ogden | 2-3 | 6.59 | 14 | 14 | 0 | 0 | 0 | 56.0 | 63 | 45 | 41 | 8 | 0 | 14 | 62 | 5 | 1 | .278 | |
| | Rancho Cucamonga | 0-0 | 6.97 | 5 | 5 | 0 | 0 | 0 | 20.2 | 17 | 16 | 16 | 7 | 0 | 12 | 28 | 1 | 1 | .224 | |
| 2018 | Great Lakes | 5-6 | 3.25 | 20 | 20 | 0 | 0 | 0 | 99.2 | 91 | 40 | 36 | 9 | 2 | 27 | 103 | 2 | 3 | .241 | |
| | Tulsa | 7-2 | 3.21 | 16 | 14 | 0 | 0 | 0 | 73.0 | 62 | 29 | 26 | 5 | 4 | 33 | 76 | 1 | 1 | .238 | |
| 2019 | Rancho Cucamonga | 4-0 | 2.15 | 10 | 10 | 0 | 0 | 0 | 50.1 | 47 | 19 | 12 | 6 | 3 | 16 | 65 | 3 | 1 | .241 | |
| | Minor League- 4 years | 20-12 | 3.73 | 76 | 66 | 0 | 0 | 0 | 331.0 | 300 | 155 | 137 | 36 | 9 | 105 | 362 | 18 | 8 | .240 | |

Career Transactions

· July 2, 2016: Signed as a non-drafted international free agent

Injured List

· Has not been on the disabled list in the Major Leagues



Tyler

WHITE

IF | 28

@tywhite09

Bats: Right **Throws:** Right

Height: 5-11 **Weight:** 238

Opening Day Age: 29

Born: October 29, 1990 in Mooresboro, NC

Resides: Houston, TX

Acquired: Via trade from the Houston Astros on July 25, 2019

ML Service: 2.101

MLB Debut: April 5, 2016



Career Highlights

- * Enters his first full-season with the Dodgers and eighth professional season after being acquired from Houston in exchange for minor league pitcher Andre Scrubb on July 25, 2019
- * Owns a career .236/.315/.409 line with 26 homers and 103 RBI across four seasons with Houston and 12 games with the Dodgers
- * Ranked 10th in OPS (.888) among all qualifying AL players (200+PA) in 2018, posting an .888 OPS (.354 OBP/.533 SLG) over 66 games
- * Became the first AL rookie position player to earn AL Player of the Week honors for the first week of the season (April 4-10, 2016)...he hit .556 (10-for-18) with a pair of doubles, three home runs and nine RBI over six games
- * Set Astros' club records for a player's first five Major League games in RBI (9), first eight games in hits (13) and first 15 games in homers (5)

Year-By-Year

2019

* Tallied 14 doubles, three homers and 23 RBI with a .208/.308/.304 slashline in a combined 83 games with the Astros and Dodgers

* In 71 games with Houston, collected 12 multi-hit efforts, including a pair of multi extra-base hit performances on May 4 at Los Angeles (AL) and June 18 at Cincinnati

* Saw his best offensive month in July, when he slashed .279/.326/.326 with a pair of doubles and eight RBI over 15 games

Began the season reaching base in 12 of his first 14 games with two doubles, nine walks, three multi-hit efforts and a .297/.435/.351 slashline from April 12 - 19...roped seven doubles with a pair of homers, seven RBI and 17 walks in the midst of reaching base in 18 of 22 games at a .376 clip from June 6 -26...launched his first career grand slam on June 23 at Yankee Stadium off J.A. Happ, the four RBI were a season high and just one run shy of matching his career mark of five runs...placed on the 10-day injured list with a right trapezius strain on Aug. 13...transferred to the 60-day IL on Sept. 2

2018

* Saw 66 games of Major League action, with the majority of his service coming in the second-half (51G)...hit all 12 home runs post-All-Star break and drove in 42 runs over his last 47 games

Wrapped the season ranked 10th in OPS (.888, 200+PA)...hit .231 (3-for-13) with a double, three walks and a .444 OBP over eight postseason games...batted .333 (85-for-255) with 18 doubles, 14 homers and 53 RBI with a .444 OBP and .569 SLG over 70 games with Triple-A Fresno...accumulated a 56-game on-base streak with Fresno from 2017-2018

2017

* Earned Astros Minor League Player of the Month honors in June after going 40-for-105 (.381) with 10 doubles, nine homers and 28 RBI

* Appeared in 22 games in his second Major League season...slashed .279/.328/.525 with six doubles, a trio of homers and 10 RBI across 61 at-bats

Collected 11-straight multi-hit games, including a 5-for-6 effort with two doubles, a homer and six RBI on June 16...made the ALDS playoff roster but did not make an appearance

2016

* Entered Spring Training as a non-roster invitee...made his first Opening Day roster and his Major League debut a day later on April 5

* Became the first AL rookie position player to earn AL Player of the Week honors for the first week of the season (April 4-10, 2016)...hit .556 (10-for-18) with a pair of doubles, three home runs and nine RBI over six games

* Became the fastest rookie in Astros' club history to reach nine RBI within a player's first five games, 13 hits within a player's first eight contest and five homers within a player's first 15 games

In 85 games across three stints with Houston, hit .217 (54-for-249) with 16 doubles, eight homers and 28 RBI...collected his first career hit in his Major League debut, going 1-for-1 with a hit by pitch...batted .462 (6-for-13) with four doubles, four RBI and a 1.269 OPS from the pinch...ranks third all-time in pinch-hit doubles by an AL rookie since 1974 (Carlos Baerga/Kevin Reimer, 5 2B, 1990)...marked the most pinch-hit doubles by an AL player since Jim Thome's four two-baggers in 2010

2015

* Named MiLB.com Fans' Choice for Best Offensive Player and Double-A Texas League Midseason All-Star

* Wrapped the season hitting a combined .325 (131-for-403) with 25 doubles, 14 home runs, a .442 OBP and a .496 slugging over 116 games between Triple-A Fresno and Double-A Corpus Christi

* Hit a go-ahead two-run homer in Game 5 to clinch the PCL title and later scored a run and went 2-for-4 with a double, RBI and walk in a 7-0 Fresno victory in the Triple-A National Championship

* Named MVP of the Dominican Winter League while playing for Estrellas de Oriente...led the league in homers (7) and OPS (.914) with a .297 average, 10 doubles and 31 RBI over 44 games

2014

* Spent his first full season between Class-A Quad Cities (71G) and Class-A Advanced Lancaster (43G)...accumulated a .290 average (113-for-839) with 15 homers and 33 doubles

Named the Quad Cities Player of the Month in June after hitting .324 (22-for-68) with four doubles, a triple and five homers...promoted to Class-A Advanced Lancaster on July 15 where he clubbed eight homers, 13 doubles and a triple

2013

* Appeared in 64 games across three levels of the Astros' system, including Rookie Level Greeneville (18G), Rookie Level GCL Astros (18G) and Class-A Short-Season Tri-City (28G)

Batted .322 (77-for-239)/.406/.456 with 14 doubles, six homers, 52 RBI and 27 walks against 24 strikeouts on the summer...won a New York-Penn League Championship with Tri-City

PERSONAL

Brian Tyler White...played four seasons as a corner infielder at Western Carolina University from 2010-13...named Southern Conference Player of the Year with All-Southern Conference First Team honors...drafted by Houston in the 33rd round of the 2013 First-Year Player Draft

Career Batting Record

| Year | Team | AVG | G | AB | R | H | 2B | 3B | HR | RBI | SH | SF | HP | BB | SO | SB | CS | OBP | SLG | E |
|-----------------------|----------------|------|-----|------|-----|-----|-----|----|----|-----|----|----|----|-----|-----|----|----|------|------|----|
| 2013 | Greenville | .344 | 18 | 64 | 10 | 22 | 3 | 0 | 2 | 12 | 0 | 1 | 1 | 7 | 8 | 2 | 0 | .411 | .484 | 2 |
| | GCL Astros | .365 | 18 | 63 | 11 | 23 | 9 | 0 | 1 | 15 | 0 | 1 | 7 | 7 | 7 | 0 | 2 | .474 | .556 | 4 |
| | Tri-Valley | .286 | 28 | 112 | 19 | 32 | 2 | 0 | 3 | 25 | 0 | 1 | 1 | 13 | 9 | 1 | 0 | .362 | .384 | 4 |
| 2014 | Lancaster | .267 | 43 | 150 | 28 | 40 | 13 | 1 | 8 | 23 | 0 | 1 | 7 | 28 | 27 | 0 | 0 | .403 | .527 | 3 |
| | Quad Cities | .305 | 71 | 239 | 69 | 113 | 33 | 2 | 15 | 64 | 0 | 4 | 12 | 35 | 50 | 0 | 1 | .414 | .485 | 13 |
| 2015 | Corpus Christi | .284 | 59 | 190 | 33 | 54 | 6 | 0 | 7 | 40 | 0 | 2 | 2 | 42 | 35 | 1 | 0 | .415 | .426 | 8 |
| | Fresno | .362 | 57 | 213 | 37 | 77 | 19 | 1 | 7 | 59 | 0 | 2 | 2 | 42 | 38 | 0 | 1 | .467 | .559 | 0 |
| 2016 | HOUSTON | .217 | 85 | 249 | 24 | 54 | 16 | 0 | 8 | 28 | 0 | 2 | 2 | 23 | 65 | 1 | 0 | .286 | .378 | 4 |
| | Fresno | .241 | 44 | 174 | 28 | 42 | 4 | 1 | 13 | 29 | 0 | 0 | 0 | 16 | 30 | 1 | 1 | .305 | .500 | 3 |
| 2017 | HOUSTON | .279 | 22 | 61 | 7 | 17 | 6 | 0 | 3 | 10 | 0 | 1 | 1 | 4 | 16 | 0 | 1 | .328 | .525 | 3 |
| | Fresno | .300 | 111 | 436 | 84 | 131 | 22 | 1 | 25 | 89 | 1 | 7 | 6 | 47 | 101 | 7 | 3 | .371 | .528 | 13 |
| 2018 | HOUSTON | .276 | 66 | 210 | 27 | 58 | 12 | 3 | 12 | 42 | 0 | 1 | 2 | 24 | 49 | 0 | 1 | .354 | .533 | 0 |
| | Fresno | .333 | 70 | 255 | 55 | 85 | 18 | 0 | 14 | 53 | 0 | 4 | 8 | 46 | 39 | 1 | 1 | .444 | .569 | 7 |
| 2019 | HOUSTON | .225 | 71 | 218 | 16 | 49 | 14 | 0 | 3 | 21 | 0 | 0 | 0 | 32 | 74 | 0 | 0 | .320 | .330 | 0 |
| | LOS ANGELES | .045 | 12 | 22 | 2 | 1 | 0 | 0 | 0 | 2 | 0 | 0 | 0 | 4 | 4 | 0 | 0 | .192 | .045 | 1 |
| Major League- 4 years | | .236 | 256 | 760 | 76 | 179 | 48 | 3 | 26 | 103 | 0 | 7 | 5 | 87 | 208 | 1 | 2 | .315 | .409 | 8 |
| Dodger Totals-1 year | | .045 | 12 | 22 | 2 | 1 | 0 | 0 | 0 | 2 | 0 | 0 | 0 | 4 | 4 | 0 | 0 | .192 | .045 | 1 |
| Minor League-6 years | | .309 | 513 | 1956 | 271 | 605 | 116 | 12 | 41 | 271 | 2 | 15 | 16 | 173 | 247 | 44 | 16 | .368 | .444 | 57 |

Career Postseason Batting Record

| Year | Team | AVG | G | AB | R | H | 2B | 3B | HR | RBI | SH | SF | HBP | BB | SO | SB | CS | OBP | SLG |
|-------------------|-------------------|------|---|----|---|---|----|----|----|-----|----|----|-----|----|----|----|----|------|------|
| 2018 | ALDS: HOU vs. CLE | .500 | 3 | 6 | 0 | 3 | 1 | 0 | 0 | 0 | 0 | 0 | 1 | 2 | 2 | 0 | 0 | .667 | .667 |
| | ALCS: HOU vs. BOS | .000 | 5 | 7 | 0 | 0 | 0 | 0 | 0 | 0 | 0 | 0 | 1 | 1 | 5 | 0 | 0 | .222 | .000 |
| Postseason Totals | | .231 | 8 | 13 | 0 | 3 | 1 | 0 | 0 | 0 | 0 | 0 | 2 | 3 | 7 | 0 | 0 | .444 | .308 |
| LDS Totals | | .500 | 3 | 6 | 0 | 3 | 1 | 0 | 0 | 0 | 0 | 0 | 1 | 2 | 2 | 0 | 0 | .667 | .667 |
| LCS Totals | | .000 | 5 | 7 | 0 | 0 | 0 | 0 | 0 | 0 | 0 | 0 | 1 | 1 | 5 | 0 | 0 | .222 | .000 |

Career Single-Game Bests

| | | | |
|-------------------|---------------------------------------|-------------------------|---------------------------------------|
| Most Hits: | 4, August 4, 2017 vs. TOR | Most Stolen Bases: | 1, June 10, 2016 at TB |
| Most RBI: | 5, August 4, 2017 vs. TOR | Most Walks: | 3 (2x), last: June 17, 2019 |
| Most Home Runs: | 2 (3x), last: August 15, 2018 vs. COL | Longest Hitting Streak: | 5 games, Sept 7, 2018 – Sept 11, 2018 |
| Most Runs Scored: | 3, August 4, 2017 vs. TOR | Grand Slams: | 1, June 23, 2019 at NYY (Happ) |

Career Fielding Record

| Position | PCT | G | PO | A | E | TC | DP |
|--------------|-------|-----|------|----|---|------|-----|
| Pitcher | --- | 6 | 0 | 0 | 0 | 0 | 0 |
| Center Field | .993 | 175 | 1122 | 74 | 8 | 1204 | 100 |
| Second Base | 1.000 | 6 | 2 | 3 | 0 | 5 | 0 |
| Third Base | --- | 3 | 0 | 0 | 0 | 0 | 0 |
| Left Field | 1.000 | 2 | 2 | 0 | 0 | 2 | 0 |

Career Transactions

- June 8, 2013: Drafted by the Houston Astros in the 33rd round of the 2013 amateur draft. Player signed June 13, 2013.
- July 25, 2019: Traded by the Houston Astros to the Los Angeles Dodgers for Andre Scrubb (minors).

Injured List

- August 13- September 30, 2019 (right trapezius strain)



OPPONENTS



2018 National League MVP Christian Yelich and
2019 National League MVP Cody Bellinger chat
prior to their game at Miller Park

Arizona Diamondbacks

Chase Field (1998) | 401 E. Jefferson St. | Phoenix, AZ 85004 | (602) 462-6000

Executive Vice President & General Manager.....Mike Hazen
 Manager.....Torey Lovullo (4th season w/ ARI, 260-226)



Year-By-Year Series Results (1998-2019)

| Year | Home | Road | Totals | Year | Home | Road | Totals | Year | Home | Road | Totals |
|------|------|------|--------|------|------|------|--------|------|------|------|--------|
| 1998 | 4-2 | 4-2 | 8-4 | 2006 | 7-2 | 3-6 | 10-8 | 2014 | 7-2 | 8-2 | 15-4 |
| 1999 | 4-2 | 2-5 | 6-7 | 2007 | 4-5 | 6-3 | 10-8 | 2015 | 8-2 | 5-4 | 13-6 |
| 2000 | 5-2 | 1-5 | 6-7 | 2008 | 6-3 | 4-5 | 10-8 | 2016 | 7-2 | 5-3 | 12-7 |
| 2001 | 4-5 | 5-5 | 9-10 | 2009 | 6-3 | 5-4 | 11-7 | 2017 | 5-5 | 3-6 | 8-11 |
| 2002 | 5-5 | 5-4 | 10-9 | 2010 | 7-2 | 6-3 | 13-5 | 2018 | 5-4 | 3-7 | 8-11 |
| 2003 | 4-5 | 5-5 | 9-10 | 2011 | 3-6 | 5-4 | 8-10 | 2019 | 7-2 | 4-6 | 11-8 |
| 2004 | 8-1 | 8-2 | 16-3 | 2012 | 3-6 | 3-6 | 6-12 | | | | |
| 2005 | 1-8 | 4-5 | 5-13 | 2013 | 3-6 | 6-4 | 9-10 | | | | |

All-Time Series

All-Time Series Record
 213-178
 At Chase Field
 98-98
 At Dodger Stadium
 113-80

Postseason

2017 NLDS W, 3-0

2020 Schedule

| Dates | Site |
|-----------|------|
| 6/15-18 | LA |
| 6/22-24 | ARI |
| 7/30-8/2 | ARI |
| 8/14-8/16 | LA |
| 9/1-2 | ARI |
| 9/11-13 | LA |

Series Facts

Last Dodger 3-Game Sweep, at LA Aug. 31-Sept. 2, 2018
 Last Dodger 4-Game Sweep, at LA Never Accomplished
 Last Dodger 3-Game Sweep, at ARI April 11-13, 2014
 Last Dodger 4-Game Sweep, at ARI July 15-18, 2004
 Last Arizona 3-Game Sweep, at LA Sept. 4-6, 2017
 Last Arizona 4-Game Sweep, at LA Never Accomplished
 Last Arizona 3-Game Sweep, at ARI April 2-4, 2018
 Last Arizona 4-Game Sweep, at ARI Never Accomplished
 Most Runs Scored vs. ARI 19, Sept. 2, 2002 at ARI
 Most Runs Allowed vs. ARI 18, May 17, 2014 at ARI
 Largest Margin of Victory 18, Sept. 2, 2002 at ARI (19-1)
 Largest Margin of Defeat 11, 2x, last: May 17, 2014 at ARI (7-18)
 Longest Winning Streak 8 games, July 5-Aug. 31, 2004
 Longest Losing Streak 8 games, July 2-Aug. 29, 2005
 Last Doubleheader None

Atlanta Braves

SunTrust Park (2017) | 755 Battery Avenue | Atlanta, GA 30339 | (404) 522-7630

Executive Vice President & General Manager.....Alex Anthopoulos
 Manager.....Brian Snitker (5th season w/ ATL, 318-292)



Year-By-Year Series Results (1958-2019)

| Year | Home | Road | Totals | Year | Home | Road | Totals | Year | Home | Road | Totals |
|------|------|------|--------|------|------|------|--------|------|------|------|--------|
| 1958 | 8-3 | 6-5 | 14-8 | 1979 | 3-6 | 3-6 | 6-12 | 2000 | 1-2 | 1-5 | 2-7 |
| 1959 | 6-6 | 8-4 | 14-10 | 1980 | 3-6 | 4-5 | 7-11 | 2001 | 2-1 | 3-1 | 5-2 |
| 1960 | 5-6 | 7-4 | 12-10 | 1981 | 5-4 | 2-3 | 7-7 | 2002 | 2-1 | 2-1 | 4-2 |
| 1961 | 7-4 | 5-6 | 12-10 | 1982 | 5-4 | 6-3 | 11-7 | 2003 | 1-2 | 1-2 | 2-4 |
| 1962 | 6-3 | 4-5 | 10-8 | 1983 | 6-3 | 5-4 | 11-7 | 2004 | 2-2 | 1-2 | 3-4 |
| 1963 | 4-5 | 4-5 | 8-10 | 1984 | 5-4 | 7-2 | 12-6 | 2005 | 1-2 | 2-1 | 3-3 |
| 1964 | 3-6 | 5-4 | 8-10 | 1985 | 7-2 | 6-3 | 13-5 | 2006 | 1-2 | 2-1 | 3-3 |
| 1965 | 5-4 | 5-4 | 10-8 | 1986 | 5-4 | 3-6 | 8-10 | 2007 | 2-2 | 1-2 | 3-4 |
| 1966 | 7-2 | 4-5 | 11-7 | 1987 | 6-3 | 6-3 | 12-6 | 2008 | 2-1 | 0-3 | 2-4 |
| 1967 | 8-1 | 2-7 | 10-8 | 1988 | 7-2 | 7-2 | 14-4 | 2009 | 1-3 | 2-1 | 3-4 |
| 1968 | 6-3 | 3-6 | 9-9 | 1989 | 5-4 | 5-2 | 10-6 | 2010 | 2-2 | 1-3 | 3-5 |
| 1969 | 6-3 | 3-6 | 9-9 | 1990 | 7-2 | 5-4 | 12-6 | 2011 | 3-1 | 2-1 | 5-2 |
| 1970 | 5-4 | 7-2 | 12-6 | 1991 | 5-4 | 6-3 | 11-7 | 2012 | 1-2 | 2-1 | 3-3 |
| 1971 | 5-4 | 4-5 | 9-9 | 1992 | 5-4 | 1-8 | 6-12 | 2013 | 2-2 | 0-3 | 2-5 |
| 1972 | 2-4 | 6-3 | 8-7 | 1993 | 3-3 | 2-5 | 5-8 | 2014 | 3-0 | 3-1 | 6-1 |
| 1973 | 9-0 | 6-2 | 15-2 | 1994 | 0-3 | 0-3 | 0-6 | 2015 | 2-1 | 1-2 | 3-3 |
| 1974 | 5-4 | 5-4 | 10-8 | 1995 | 3-2 | 1-3 | 4-5 | 2016 | 3-0 | 2-1 | 5-1 |
| 1975 | 7-2 | 3-6 | 10-8 | 1996 | 3-3 | 4-2 | 7-5 | 2017 | 2-2 | 2-1 | 4-3 |
| 1976 | 6-3 | 4-5 | 10-8 | 1997 | 2-3 | 3-3 | 5-6 | 2018 | 2-1 | 3-1 | 5-2 |
| 1977 | 6-3 | 7-2 | 13-5 | 1998 | 1-2 | 0-6 | 1-8 | 2019 | 3-0 | 1-2 | 4-2 |
| 1978 | 6-3 | 7-2 | 13-5 | 1999 | 2-4 | 2-1 | 4-5 | | | | |

All-Time Series

All-Time Series Record
 1,194-1,033-22
 At SunTrust Park
 6-2
 At Dodger Stadium
 222-155

Postseason

1996 NLDS L, 0-3
 2013 NLDS W, 3-1
 2018 NLDS W, 3-1

2020 Schedule

| Dates | Site |
|---------|------|
| 6/1-3 | LA |
| 6/12-14 | ATL |

Series Facts

Last Dodger 3-Game Sweep, at LA May 6-8, 2019
 Last Dodger 4-Game Sweep, at LA July 26-29, 1990
 Last Dodger 3-Game Sweep, at ATL July 26-28, 2018
 Last Dodger 4-Game Sweep, at ATL June 22-24, 1984
 Last Atlanta 3-Game Sweep, at LA April 18-20, 2008
 Last Atlanta 4-Game Sweep, at LA Never Accomplished
 Last Atlanta 3-Game Sweep, at ATL May 17-19, 2013
 Last Atlanta 4-Game Sweep, at ATL Never Accomplished
 Most Runs Scored vs. ATL 20, 2x, last: July 15, 1957 at ATL
 Most Runs Allowed vs. ATL 17, July 3, 1913 at BOS
 Largest Margin of Victory 16, 2x, last: July 15, 1957 at ATL (20-4)
 Largest Margin of Defeat 16, May 7, 1918 at BOS (16-0)
 Longest Winning Streak 14 games, 2x, last: 4/15/52-9/3/52
 Longest Losing Streak 8 games, 3x, last: 7/21/97-8/15/98
 Last Doubleheader June 28, 1991

Chicago Cubs

Wrigley Field (1914) | 1060 W. Addison St. | Chicago, IL 60613 | (773) 404-2827

President, Baseball Operations.....Theo Epstein
 Manager.....David Ross (1st season w/CHC)



Year-By-Year Series Results (1958-2019)

| Year | Home | Road | Totals | Year | Home | Road | Totals | Year | Home | Road | Totals |
|------|------|------|--------|------|------|------|--------|------|------|------|--------|
| 1958 | 4-7 | 7-4 | 11-11 | 1979 | 4-2 | 3-3 | 7-5 | 2000 | 1-2 | 5-1 | 6-3 |
| 1959 | 5-6 | 6-5 | 11-11 | 1980 | 4-2 | 3-3 | 7-5 | 2001 | 2-1 | 0-3 | 2-4 |
| 1960 | 6-5 | 7-4 | 13-9 | 1981 | 2-2 | 2-4 | 4-6 | 2002 | 1-2 | 3-0 | 4-2 |
| 1961 | 7-4 | 8-3 | 15-7 | 1982 | 4-2 | 3-3 | 7-5 | 2003 | 2-1 | 2-1 | 4-2 |
| 1962 | 7-2 | 7-2 | 14-4 | 1983 | 3-3 | 3-3 | 6-6 | 2004 | 2-1 | 2-1 | 4-2 |
| 1963 | 4-5 | 7-2 | 11-7 | 1984 | 3-3 | 2-4 | 5-7 | 2005 | 0-3 | 2-1 | 2-4 |
| 1964 | 5-4 | 3-6 | 8-10 | 1985 | 3-3 | 4-2 | 7-5 | 2006 | 1-2 | 1-2 | 2-4 |
| 1965 | 7-2 | 3-6 | 10-8 | 1986 | 4-2 | 2-4 | 6-6 | 2007 | 2-1 | 3-1 | 5-2 |
| 1966 | 6-3 | 4-5 | 10-8 | 1987 | 3-3 | 3-3 | 6-6 | 2008 | 2-2 | 0-3 | 2-5 |
| 1967 | 4-5 | 5-4 | 9-9 | 1988 | 2-4 | 6-0 | 8-4 | 2009 | 3-1 | 2-2 | 5-3 |
| 1968 | 3-6 | 3-6 | 6-12 | 1989 | 2-4 | 3-3 | 5-7 | 2010 | 3-1 | 1-2 | 4-3 |
| 1969 | 3-3 | 3-3 | 6-6 | 1990 | 4-2 | 5-1 | 9-3 | 2011 | 1-2 | 2-1 | 3-3 |
| 1970 | 3-3 | 3-3 | 6-6 | 1991 | 6-0 | 4-2 | 10-2 | 2012 | 3-0 | 1-2 | 4-2 |
| 1971 | 1-5 | 3-3 | 4-8 | 1992 | 2-4 | 4-2 | 6-6 | 2013 | 2-1 | 4-0 | 6-1 |
| 1972 | 3-3 | 1-5 | 4-8 | 1993 | 3-3 | 2-4 | 5-7 | 2014 | 1-2 | 3-1 | 4-3 |
| 1973 | 4-2 | 3-3 | 7-5 | 1994 | 1-2 | 2-1 | 3-3 | 2015 | 2-1 | 2-2 | 4-3 |
| 1974 | 5-1 | 5-1 | 10-2 | 1995 | 2-4 | 3-3 | 5-7 | 2016 | 2-1 | 1-3 | 3-4 |
| 1975 | 4-2 | 3-3 | 7-5 | 1996 | 2-4 | 3-4 | 5-8 | 2017 | 3-0 | 0-0 | 3-0 |
| 1976 | 5-1 | 4-2 | 9-3 | 1997 | 3-2 | 3-3 | 6-5 | 2018 | 2-2 | 1-2 | 3-4 |
| 1977 | 4-2 | 2-4 | 6-6 | 1998 | 3-0 | 2-4 | 5-4 | 2019 | 3-1 | 1-2 | 4-3 |
| 1978 | 4-2 | 4-2 | 8-4 | 1999 | 4-2 | 3-0 | 7-2 | | | | |

All-Time Series

All-Time Series Record
 1,056-1,043-13
 At Wrigley Field
 412-426-7
 At Dodger Stadium
 174-131

Postseason

2008 NLDS..... W, 3-0
 2016 NLCS..... L, 2-4
 2017 NLCS..... W, 4-1

2020 Schedule

| Dates | Site |
|---------|------|
| 5/4-6 | LA |
| 8/17-20 | CHC |

Series Facts

Last Dodger 3-Game Sweep, at LA May 26-28, 2017
 Last Dodger 4-Game Sweep, at LA July 15-18, 1965
 Last Dodger 3-Game Sweep, at CHC April 26-28, 2002
 Last Dodger 4-Game Sweep, at CHC Aug. 1-4, 2013
 Last Chicago 3-Game Sweep, at LA May 30- June 1, 2005
 Last Chicago 4-Game Sweep, at LA July 6-8, 1971
 Last Chicago 3-Game Sweep, at CHC May 26-28, 2008
 Last Chicago 4-Game Sweep, at CHC Sept. 12-15, 1935

Most Runs Scored vs. CHC 18, 2x, last: April 20, 1974 at CHC
 Most Runs Allowed vs. CHC 20, 3x, last: 5/5/01 at CHC
 Largest Margin of Victory 15, Aug. 10, 1922 at BRK (16-1)
 Largest Margin of Defeat 19, May 5, 2001 at CHC (1-20)
 Longest Winning Streak 10 games, June 6, 1947-July 28, 1947
 Longest Losing Streak 16 games, July 28, 1908-June 20, 1909
 Last Doubleheader June 19, 2018 at CHC

Cincinnati Reds

Great American Ball Park (2003) | 100 Joe Nuxhall Way | Cincinnati, OH 45202 | (513) 765-7000

President, Baseball Operations.....Dick Williams
 Manager.....David Bell (2nd season w/ CIN, 75-87)



Year-By-Year Series Results (1958-2019)

| Year | Home | Road | Totals | Year | Home | Road | Totals | Year | Home | Road | Totals |
|------|------|------|--------|------|------|------|--------|------|------|------|--------|
| 1958 | 6-5 | 5-6 | 11-11 | 1979 | 3-6 | 4-5 | 7-11 | 2000 | 2-4 | 3-0 | 5-4 |
| 1959 | 6-5 | 3-8 | 9-13 | 1980 | 3-6 | 6-3 | 9-9 | 2001 | 0-3 | 2-1 | 2-4 |
| 1960 | 6-5 | 4-7 | 10-12 | 1981 | 4-5 | 4-3 | 8-8 | 2002 | 1-2 | 1-2 | 2-4 |
| 1961 | 4-7 | 6-5 | 10-12 | 1982 | 4-5 | 7-2 | 11-7 | 2003 | 3-0 | 1-2 | 4-2 |
| 1962 | 5-4 | 4-5 | 9-9 | 1983 | 6-3 | 5-4 | 11-7 | 2004 | 0-3 | 2-1 | 2-4 |
| 1963 | 6-3 | 4-5 | 10-8 | 1984 | 5-4 | 6-3 | 11-7 | 2005 | 2-2 | 2-1 | 4-3 |
| 1964 | 2-7 | 2-7 | 4-14 | 1985 | 6-3 | 5-4 | 11-7 | 2006 | 3-0 | 3-0 | 6-0 |
| 1965 | 7-2 | 5-4 | 12-6 | 1986 | 6-3 | 2-7 | 8-10 | 2007 | 3-0 | 1-2 | 4-2 |
| 1966 | 7-2 | 5-4 | 12-6 | 1987 | 5-4 | 3-6 | 8-10 | 2008 | 3-0 | 4-1 | 7-1 |
| 1967 | 6-3 | 4-5 | 10-8 | 1988 | 5-4 | 6-3 | 11-7 | 2009 | 3-0 | 2-1 | 5-1 |
| 1968 | 4-5 | 5-4 | 9-9 | 1989 | 6-3 | 4-5 | 10-8 | 2010 | 1-2 | 3-3 | 4-5 |
| 1969 | 4-5 | 4-5 | 8-10 | 1990 | 4-5 | 5-4 | 9-9 | 2011 | 0-3 | 2-1 | 2-4 |
| 1970 | 2-7 | 3-6 | 5-13 | 1991 | 6-3 | 6-3 | 12-6 | 2012 | 2-1 | 2-1 | 4-2 |
| 1971 | 7-2 | 4-5 | 11-7 | 1992 | 3-6 | 4-5 | 7-11 | 2013 | 3-1 | 0-3 | 3-4 |
| 1972 | 2-4 | 3-5 | 5-9 | 1993 | 4-2 | 4-3 | 8-5 | 2014 | 2-1 | 2-2 | 4-3 |
| 1973 | 4-5 | 3-6 | 7-11 | 1994 | 2-1 | 4-2 | 6-3 | 2015 | 3-1 | 3-0 | 6-1 |
| 1974 | 5-4 | 7-2 | 12-6 | 1995 | 2-1 | 1-3 | 3-4 | 2016 | 3-0 | 2-2 | 5-2 |
| 1975 | 7-2 | 3-6 | 10-8 | 1996 | 5-1 | 3-3 | 8-4 | 2017 | 3-0 | 3-0 | 6-0 |
| 1976 | 3-6 | 2-7 | 5-13 | 1997 | 3-3 | 2-3 | 5-6 | 2018 | 0-4 | 1-2 | 1-6 |
| 1977 | 3-6 | 5-4 | 8-10 | 1998 | 3-3 | 1-2 | 4-5 | 2019 | 3-0 | 2-1 | 5-1 |
| 1978 | 4-5 | 5-4 | 9-9 | 1999 | 1-3 | 2-1 | 3-4 | | | | |

All-Time Series

All-Time Series Record
 1,135-1,102-13*
 At Great American Ball Park
 33-22
 At Dodger Stadium
 201-173

Postseason

1995 NLDS..... L, 0-3

2020 Schedule

| Dates | Site |
|----------|------|
| 6/9-11 | CIN |
| 6/29-7/2 | LA |

*since 1900

Series Facts

Last Dodger 3-Game Sweep, at LA April 15-17, 2019
 Last Dodger 4-Game Sweep, at LA April 14-17, 1975
 Last Dodger 3-Game Sweep, at CIN June 16-18, 2017
 Last Dodger 4-Game Sweep, at CIN Never Accomplished
 Last Cincinnati 3-Game Sweep, at LA June 13-15, 2011
 Last Cincinnati 4-Game Sweep, at CIN Aug. 5-8, 1976
 Last Cincinnati 3-Game Sweep, at CIN Sept. 6-8, 2013
 Last Cincinnati 4-Game Sweep, at CIN Sept. 22-24, 1969

Most Runs Scored vs. CIN 25, Sept. 23, 1901 at CIN
 Most Runs Allowed vs. CIN 23, June 8, 1940 at CIN
 Largest Margin of Victory 19, Sept. 23, 1901 at CIN (25-6)
 Largest Margin of Defeat 21, June 8, 1940 at CIN (23-2)
 Longest Winning Streak 13 games, July 21, 1947(1)-May 13, 1948
 Longest Losing Streak 10 games, 2x, last: 7/27/26 (2)-9/15/26
 Last Doubleheader Sept. 17, 1987 at LA

Colorado Rockies

Coors Field (1995) | 2001 Blake St. | Denver, CO 80205 | (303) 292-0200

Senior Vice President & General Manager.....Jeff Bridich
 Manager.....Bud Black (4th season w/ COL, 249-238)



Year-By-Year Series Results (1993-2019)

| Year | Home | Road | Totals | Year | Home | Road | Totals | Year | Home | Road | Totals |
|------|------|------|--------|------|------|------|--------|------|------|------|--------|
| 1993 | 3-4 | 3-3 | 6-7 | 2004 | 6-3 | 5-5 | 11-8 | 2015 | 7-3 | 4-5 | 11-8 |
| 1994 | 1-2 | 5-2 | 6-4 | 2005 | 5-4 | 3-7 | 8-11 | 2016 | 8-2 | 4-5 | 12-7 |
| 1995 | 4-3 | 5-1 | 9-4 | 2006 | 8-2 | 7-2 | 15-4 | 2017 | 4-5 | 5-5 | 9-10 |
| 1996 | 4-2 | 3-4 | 7-6 | 2007 | 4-5 | 2-7 | 6-12 | 2018 | 7-3 | 6-4 | 13-7 |
| 1997 | 2-4 | 5-1 | 7-5 | 2008 | 5-4 | 5-4 | 10-8 | 2019 | 8-1 | 7-3 | 15-4 |
| 1998 | 3-3 | 3-3 | 6-6 | 2009 | 7-2 | 7-2 | 14-4 | | | | |
| 1999 | 2-4 | 3-4 | 5-8 | 2010 | 5-4 | 6-3 | 11-7 | | | | |
| 2000 | 5-1 | 4-3 | 9-4 | 2011 | 6-3 | 3-6 | 9-9 | | | | |
| 2001 | 6-4 | 5-4 | 11-8 | 2012 | 7-2 | 3-6 | 10-8 | | | | |
| 2002 | 7-2 | 5-5 | 12-7 | 2013 | 4-6 | 5-4 | 9-10 | | | | |
| 2003 | 8-2 | 4-5 | 12-7 | 2014 | 7-2 | 6-4 | 13-6 | | | | |

All-Time Series

All-Time Series Record
 266-189
 At Coors Field
 115-102
 At Dodger Stadium
 143-82

2020 Schedule

| Dates | Site |
|----------|------|
| 3/30-4/1 | LA |
| 5/25-28 | COL |
| 6/4-7 | LA |
| 8/21-23 | COL |
| 9/15-16 | LA |
| 9/22-24 | COL |

Series Facts

Last Dodger 3-Game Sweep, at LA Sept. 2-4, 2019
 Last Dodger 4-Game Sweep, at LA Sept. 22-25, 2016
 Last Dodger 3-Game Sweep, at COL April 5-7, 2019
 Last Dodger 4-Game Sweep, at COL Never Accomplished
 Last Colorado 3-Game Sweep, at LA Sept. 25-27, 2007
 Last Colorado 4-Game Sweep, at LA Sept. 7-10, 2017
 Last Colorado 3-Game Sweep, at COL Aug. 10-12, 2018
 Last Colorado 4-Game Sweep, at COL Sept. 18 (1)-20, 2007
 Most Runs Scored vs. COL 22, July 21, 2001 at COL
 Most Runs Allowed vs. COL 18, Sept. 17, 1999 at COL
 Largest Margin of Victory 15, July 21, 2001 at COL (22-7)
 Largest Margin of Defeat 14, Sept. 17, 2014 at COL (16-2)
 Longest Winning Streak 12 games, Sept. 9, 2018 - June 27, 2019
 Longest Losing Streak 7 games, Sept. 18-27, 2007
 Last Doubleheader Aug. 31, 2016

Miami Marlins

Marlins Park (2012) | 501 Marlins Way | Miami, FL 33125 | (305) 480-1300

President, Baseball Operations.....Michael Hill
 Manager Don Mattingly (5th season w/MIA, 276-370)



Year-By-Year Series Results (1993-2019)

| Year | Home | Road | Totals | Year | Home | Road | Totals | Year | Home | Road | Totals |
|------|------|------|--------|------|------|------|--------|------|------|------|--------|
| 1993 | 3-3 | 4-2 | 7-5 | 2004 | 1-2 | 2-1 | 3-3 | 2015 | 2-1 | 2-1 | 4-2 |
| 1994 | 2-1 | 1-2 | 3-3 | 2005 | 1-2 | 1-3 | 2-5 | 2016 | 0-4 | 1-2 | 1-6 |
| 1995 | 2-2 | 5-1 | 7-3 | 2006 | 2-1 | 3-0 | 5-1 | 2017 | 3-1 | 3-0 | 6-1 |
| 1996 | 5-2 | 2-4 | 7-6 | 2007 | 1-2 | 2-2 | 3-4 | 2018 | 1-2 | 1-2 | 2-4 |
| 1997 | 4-2 | 0-5 | 4-7 | 2008 | 1-3 | 3-0 | 4-3 | 2019 | 3-0 | 2-1 | 5-1 |
| 1998 | 1-2 | 4-2 | 5-4 | 2009 | 1-2 | 2-1 | 3-3 | | | | |
| 1999 | 2-4 | 0-3 | 2-7 | 2010 | 1-2 | 1-2 | 2-4 | | | | |
| 2000 | 3-0 | 4-2 | 7-2 | 2011 | 2-1 | 1-2 | 3-3 | | | | |
| 2001 | 3-1 | 2-1 | 5-2 | 2012 | 2-1 | 2-1 | 4-2 | | | | |
| 2002 | 2-1 | 1-2 | 3-3 | 2013 | 2-1 | 3-1 | 5-2 | | | | |
| 2003 | 3-0 | 2-2 | 5-2 | 2014 | 2-1 | 1-2 | 3-3 | | | | |

All-Time Series

All-Time Series Record
 110-91
 At Marlins Park
 15-10
 At Dodger Stadium
 55-44

2020 Schedule

| Dates | Site |
|---------|------|
| 7/3-5 | LA |
| 7/24-27 | MIA |

Series Facts

Last Dodger 3-Game Sweep, at LA July 19-21, 2019
 Last Dodger 4-Game Sweep, at LA Never Accomplished
 Last Dodger 3-Game Sweep, at FLA/MIA July 14-16, 2017
 Last Dodger 4-Game Sweep, at FLA/MIA Never Accomplished
 Last Marlins 3-Game Sweep, at LA Never Accomplished
 Last Marlins 4-Game Sweep, at LA April 25-28, 2016
 Last Marlins 3-Game Sweep, at FLA/MIA Sept. 6-8, 1999
 Last Marlins 4-Game Sweep, at FLA/MIA Never Accomplished
 Most Runs Scored vs. FLA/MIA 15, August 13, 2019 at MIA
 Most Runs Allowed vs. FLA/MIA 15, Aug. 16, 2006 at LA
 Largest Margin of Victory 14, August 13, 2019 at MIA (15-1)
 Largest Margin of Defeat 11, Aug. 16 at LA (4-15)
 Longest Winning Streak 6 games (3x), May 17, 2018 - Aug. 14, 2019
 Longest Losing Streak 5 games, April 25-Sept. 9, 2016
 Last Doubleheader None

Milwaukee Brewers

Miller Park (2001) | One Brewers Way | Milwaukee, WI 53214 | (414) 902-4400

President, Baseball Operations.....David Stearns
 Manager.....Craig Counsell (6th season w/ MIL, 405-381)



Year-By-Year Series Results (1998-2019)

| Year | Home | Road | Totals | Year | Home | Road | Totals | Year | Home | Road | Totals |
|------|------|------|--------|------|------|------|--------|------|------|------|--------|
| 1998 | 4-2 | 1-2 | 5-4 | 2006 | 3-0 | 1-2 | 4-2 | 2014 | 0-3 | 1-2 | 1-5 |
| 1999 | 2-1 | 5-1 | 7-2 | 2007 | 2-1 | 1-2 | 3-3 | 2015 | 2-1 | 2-2 | 4-3 |
| 2000 | 1-2 | 2-2 | 3-4 | 2008 | 2-1 | 2-1 | 4-2 | 2016 | 3-1 | 2-1 | 5-2 |
| 2001 | 3-0 | 2-1 | 5-1 | 2009 | 1-2 | 2-1 | 3-3 | 2017 | 1-2 | 2-1 | 3-3 |
| 2002 | 3-0 | 2-1 | 5-1 | 2010 | 1-2 | 3-0 | 4-2 | 2018 | 2-2 | 2-1 | 4-3 |
| 2003 | 1-2 | 3-0 | 4-2 | 2011 | 1-1 | 1-3 | 2-4 | 2019 | 1-2 | 3-1 | 4-3 |
| 2004 | 2-1 | 1-2 | 3-3 | 2012 | 1-2 | 0-4 | 1-6 | | | | |
| 2005 | 3-1 | 2-0 | 5-1 | 2013 | 2-1 | 2-1 | 4-2 | | | | |

All-Time Series

All-Time Series Record
 83-61
 At Miller Park
 35-24
 At Dodger Stadium
 40-32

Postseason

2018 NLCS..... W, 4-3

2020 Schedule

| Dates | Site |
|---------|------|
| 7/20-22 | LA |
| 9/4-7 | MIL |

Series Facts

Last Dodger 3-Game Sweep, at LA..... May 5-7, 2006
 Last Dodger 4-Game Sweep, at LA..... Never Accomplished
 Last Dodger 3-Game Sweep, at MIL..... Aug. 24-26, 2010
 Last Dodger 4-Game Sweep, at MIL..... Never Accomplished
 Last Milwaukee 3-Game Sweep, at LA..... Aug. 15-17, 2014
 Last Milwaukee 4-Game Sweep, at LA..... May 28-31, 2012
 Last Milwaukee 3-Game Sweep, at MIL..... Never Accomplished
 Last Milwaukee 4-Game Sweep, at MIL..... Never Accomplished

Most Runs Scored vs. MIL..... 21, Aug. 2, 2018 vs. MIL
 Most Runs Allowed vs. MIL..... 11, Sept. 6, 2006 at MIL (0-9)
 Largest Margin of Victory..... 16, Aug. 2, 2018 vs. MIL (21-5)
 Largest Margin of Defeat..... 9, Sept. 6, 2006 at MIL (0-9)
 Longest Winning Streak..... 8 games, May 22, 2002 - May 25, 2003
 Longest Losing Streak..... 4 games, May 28-31, 2012
 Last Doubleheader..... None

New York Mets

Citi Field (2009) | 126th Street | Flushing, NY 11368 | (718) 507-METS (6387)

General Manager.....Brodie Van Wagenen
 Manager.....Luis Rojas (1st season with NYM)



Year-By-Year Series Results (1962-2019)

| Year | Home | Road | Totals | Year | Home | Road | Totals | Year | Home | Road | Totals |
|------|------|------|--------|------|------|------|--------|------|------|------|--------|
| 1962 | 8-1 | 8-1 | 16-2 | 1982 | 3-3 | 3-3 | 6-6 | 2002 | 1-2 | 3-0 | 4-2 |
| 1963 | 8-1 | 8-1 | 16-2 | 1983 | 3-2 | 4-3 | 7-5 | 2003 | 1-2 | 2-1 | 3-3 |
| 1964 | 8-1 | 7-2 | 15-3 | 1984 | 2-4 | 1-5 | 3-9 | 2004 | 1-2 | 2-1 | 3-3 |
| 1965 | 6-3 | 6-3 | 12-6 | 1985 | 3-3 | 4-2 | 7-5 | 2005 | 2-1 | 1-2 | 3-3 |
| 1966 | 7-2 | 5-4 | 12-6 | 1986 | 2-4 | 1-5 | 3-9 | 2006 | 1-2 | 2-2 | 3-4 |
| 1967 | 7-2 | 5-4 | 12-6 | 1987 | 3-3 | 3-3 | 6-6 | 2007 | 4-3 | 1-2 | 5-5 |
| 1968 | 3-6 | 4-5 | 7-11 | 1988 | 0-6 | 1-4 | 1-10 | 2008 | 2-1 | 1-3 | 3-4 |
| 1969 | 4-2 | 0-6 | 4-8 | 1989 | 2-4 | 3-3 | 5-7 | 2009 | 3-0 | 2-1 | 5-1 |
| 1970 | 4-2 | 3-3 | 7-5 | 1990 | 3-3 | 2-4 | 5-7 | 2010 | 3-1 | 0-3 | 3-4 |
| 1971 | 3-3 | 2-4 | 5-7 | 1991 | 4-2 | 3-3 | 7-5 | 2011 | 1-3 | 1-2 | 2-5 |
| 1972 | 4-2 | 3-3 | 7-5 | 1992 | 4-2 | 1-5 | 5-7 | 2012 | 1-3 | 3-0 | 4-3 |
| 1973 | 4-2 | 3-3 | 7-5 | 1993 | 4-2 | 4-2 | 8-4 | 2013 | 3-0 | 2-1 | 5-1 |
| 1974 | 3-3 | 2-4 | 5-7 | 1994 | 4-2 | 2-4 | 6-6 | 2014 | 2-1 | 2-1 | 4-2 |
| 1975 | 2-4 | 4-2 | 6-6 | 1995 | 3-3 | 3-3 | 6-6 | 2015 | 1-2 | 2-2 | 3-4 |
| 1976 | 4-2 | 3-3 | 7-5 | 1996 | 4-2 | 4-2 | 8-4 | 2016 | 2-2 | 2-1 | 4-3 |
| 1977 | 5-1 | 3-3 | 8-4 | 1997 | 3-3 | 3-2 | 6-5 | 2017 | 4-0 | 3-0 | 7-0 |
| 1978 | 4-2 | 3-3 | 7-5 | 1998 | 1-3 | 2-2 | 3-5 | 2018 | 1-2 | 3-0 | 4-2 |
| 1979 | 6-0 | 3-3 | 9-3 | 1999 | 1-3 | 3-1 | 4-4 | 2019 | 3-1 | 2-1 | 5-2 |
| 1980 | 5-1 | 2-4 | 7-5 | 2000 | 3-3 | 1-2 | 4-5 | | | | |
| 1981 | 3-0 | 2-1 | 5-1 | 2001 | 1-2 | 1-2 | 2-4 | | | | |

All-Time Series

All-Time Series Record
 346-272-1
 At Citi Field
 22-12
 At Dodger Stadium
 187-127

Postseason

1988 NLCS..... W, 4-3
 2006 NLDS..... L, 0-3
 2015 NLDS..... L, 2-3

2020 Schedule

| Dates | Site |
|---------|------|
| 5/29-31 | NY |
| 8/6-9 | LA |

Series Facts

Last Dodger 3-Game Sweep, at LA..... Aug. 12-14, 2013
 Last Dodger 4-Game Sweep, at LA..... June 19-22, 2017
 Last Dodger 3-Game Sweep, at NY..... June 22-24, 2018
 Last Dodger 4-Game Sweep, at NY..... Aug. 16-18 (2), 1963
 Last New York 3-Game Sweep, at LA..... Aug. 28-30, 1989
 Last New York 4-Game Sweep, at LA..... Never Accomplished
 Last New York 3-Game Sweep, at NY..... April 27-28, 2010
 Last New York 4-Game Sweep, at NY..... Never Accomplished

Most Runs Scored vs. NY..... 17, 2x, last: 7/14/62 at NYM
 Most Runs Allowed vs. NY..... 15, July 25, 2015 at NYM
 Largest Margin of Victory..... 14, July 14, 1962 at NY (17-3)
 Largest Margin of Defeat..... 13, July 25, 2015 at NYM (2-15)
 Longest Winning Streak..... 12 games, May 28, 2016 - June 24, 2018
 Longest Losing Streak..... 9 games, May 18, 1986-Aug. 30, 1986
 Last Doubleheader..... April 27, 2010

Philadelphia Phillies

Citizens Bank Park (2004) | One Citizens Bank Way | Philadelphia, PA 19148 | (215) 463-6000

Vice President and General Manager Matt Klentak
 Manager Joe Girardi (1st season with PHI)



Year-By-Year Series Results (1958-2019)

| Year | Home | Road | Totals | Year | Home | Road | Totals | Year | Home | Road | Totals |
|------|------|------|--------|------|------|------|--------|------|------|------|--------|
| 1958 | 6-5 | 4-7 | 10-12 | 1979 | 3-3 | 0-6 | 3-9 | 2000 | 4-2 | 1-2 | 5-4 |
| 1959 | 11-0 | 6-5 | 17-5 | 1980 | 3-3 | 3-3 | 6-6 | 2001 | 3-0 | 0-3 | 3-3 |
| 1960 | 8-3 | 8-3 | 16-6 | 1981 | 1-2 | 2-1 | 3-3 | 2002 | 2-1 | 2-2 | 4-3 |
| 1961 | 7-4 | 10-1 | 17-5 | 1982 | 3-3 | 1-5 | 4-8 | 2003 | 2-2 | 0-3 | 2-5 |
| 1962 | 9-0 | 5-4 | 14-4 | 1983 | 6-0 | 5-1 | 11-1 | 2004 | 1-2 | 0-3 | 1-5 |
| 1963 | 2-7 | 5-4 | 7-11 | 1984 | 1-5 | 2-4 | 3-9 | 2005 | 1-2 | 2-1 | 3-3 |
| 1964 | 4-5 | 4-5 | 8-10 | 1985 | 1-5 | 3-3 | 4-8 | 2006 | 2-2 | 2-1 | 4-3 |
| 1965 | 4-5 | 5-4 | 9-9 | 1986 | 3-3 | 2-4 | 5-7 | 2007 | 2-1 | 2-1 | 4-2 |
| 1966 | 7-2 | 4-5 | 11-7 | 1987 | 1-5 | 1-5 | 2-10 | 2008 | 4-0 | 0-4 | 4-4 |
| 1967 | 2-7 | 4-5 | 6-12 | 1988 | 5-1 | 6-0 | 11-1 | 2009 | 2-2 | 2-1 | 4-3 |
| 1968 | 6-3 | 4-5 | 10-8 | 1989 | 4-2 | 2-4 | 6-6 | 2010 | 1-2 | 1-2 | 2-4 |
| 1969 | 4-2 | 4-2 | 8-4 | 1990 | 4-2 | 4-2 | 8-4 | 2011 | 0-3 | 1-2 | 1-5 |
| 1970 | 2-4 | 4-1 | 6-5 | 1991 | 5-1 | 2-4 | 7-5 | 2012 | 1-2 | 4-0 | 5-2 |
| 1971 | 5-1 | 2-4 | 7-5 | 1992 | 3-3 | 2-4 | 5-7 | 2013 | 3-1 | 2-1 | 5-2 |
| 1972 | 3-3 | 4-2 | 7-5 | 1993 | 1-5 | 1-5 | 2-10 | 2014 | 1-3 | 2-1 | 3-4 |
| 1973 | 4-2 | 5-1 | 9-3 | 1994 | 5-1 | 2-4 | 7-5 | 2015 | 3-1 | 2-1 | 5-2 |
| 1974 | 4-2 | 2-4 | 6-6 | 1995 | 2-4 | 2-5 | 4-9 | 2016 | 2-1 | 2-1 | 4-2 |
| 1975 | 3-3 | 4-2 | 7-5 | 1996 | 4-3 | 3-3 | 7-6 | 2017 | 3-0 | 1-3 | 4-3 |
| 1976 | 1-5 | 4-2 | 5-7 | 1997 | 5-1 | 5-0 | 10-1 | 2018 | 2-2 | 1-2 | 3-4 |
| 1977 | 4-2 | 2-4 | 6-6 | 1998 | 3-3 | 2-1 | 5-4 | 2019 | 3-0 | 2-2 | 5-2 |
| 1978 | 4-2 | 3-3 | 7-5 | 1999 | 2-1 | 4-2 | 6-3 | | | | |

All-Time Series

All-Time Series Record
 1,174-920-14
 At Citizens Bank Park
 26-26
 At Dodger Stadium
 175-140

Postseason

1977 NLCS W, 3-1
 1978 NLCS W, 3-1
 1983 NLCS L, 1-3
 2008 NLCS L, 1-4
 2009 NLCS L, 1-4

2020 Schedule

| Dates | Site |
|---------|------|
| 5/12-14 | PHI |
| 5/18-20 | LA |

Series Facts

Last Dodger 3-Game Sweep, at LA May 31-June 2, 2019
 Last Dodger 4-Game Sweep, at LA Aug. 11-14, 2008
 Last Dodger 3-Game Sweep, at PHI Aug. 22-24, 1997
 Last Dodger 4-Game Sweep, at PHI June 4-7, 2012
 Last Philadelphia 3-Game Sweep, at LA Aug. 8-10, 2011
 Last Philadelphia 4-Game Sweep, at LA Aug. 29-Sept. 1, 1985
 Last Philadelphia 3-Game Sweep, at PHI May 18-20, 2004
 Last Philadelphia 4-Game Sweep, at PHI Aug. 22-25, 2008

Most Runs Scored vs. PHI 22, 2x, last: Sept. 23, 1939 at PHI
 Most Runs Allowed vs. PHI 19, Sept. 12, 1961 at LA
 Largest Margin of Victory 18, Sept. 23, 1939 (1) at PHI (22-4)
 Largest Margin of Defeat 15, June 28, 2013 at LA (1-16)
 Longest Winning Streak 15 games, April 19-Sept. 21, 1945
 Longest Losing Streak 12 games, May 8-Sept. 16, 1905
 Last Doubleheader April 9, 2006

Pittsburgh Pirates

PNC Park (2001) | 115 Federal Street | Pittsburgh, PA 15212 | (412) 323-5000

General Manager Ben Cherington
 Manager Derek Shelton (1st season with Pirates)



Year-By-Year Series Results (1958-2019)

| Year | Home | Road | Totals | Year | Home | Road | Totals | Year | Home | Road | Totals |
|------|------|------|--------|------|------|------|--------|------|------|------|--------|
| 1958 | 4-7 | 4-7 | 8-14 | 1979 | 1-5 | 3-3 | 4-8 | 2000 | 2-4 | 2-1 | 4-5 |
| 1959 | 7-4 | 4-7 | 11-11 | 1980 | 5-1 | 1-5 | 6-6 | 2001 | 2-1 | 5-1 | 7-2 |
| 1960 | 4-7 | 7-4 | 11-11 | 1981 | 2-1 | 3-0 | 5-1 | 2002 | 2-1 | 2-1 | 4-2 |
| 1961 | 6-5 | 7-4 | 13-9 | 1982 | 3-3 | 2-4 | 5-7 | 2003 | 2-1 | 3-0 | 5-1 |
| 1962 | 5-4 | 5-4 | 10-8 | 1983 | 3-3 | 3-3 | 6-6 | 2004 | 3-0 | 3-0 | 6-0 |
| 1963 | 7-2 | 6-3 | 13-5 | 1984 | 2-4 | 2-4 | 4-8 | 2005 | 3-1 | 2-1 | 5-2 |
| 1964 | 4-5 | 6-3 | 10-8 | 1985 | 4-2 | 4-2 | 8-4 | 2006 | 4-2 | 2-2 | 6-4 |
| 1965 | 4-5 | 5-4 | 9-9 | 1986 | 4-2 | 4-2 | 8-4 | 2007 | 2-1 | 3-1 | 5-2 |
| 1966 | 5-4 | 4-5 | 9-9 | 1987 | 4-2 | 2-4 | 6-6 | 2008 | 2-1 | 3-1 | 5-2 |
| 1967 | 4-5 | 3-6 | 7-11 | 1988 | 3-3 | 3-3 | 6-6 | 2009 | 3-0 | 1-3 | 4-3 |
| 1968 | 7-2 | 3-6 | 10-8 | 1989 | 4-2 | 3-3 | 7-5 | 2010 | 3-1 | 1-2 | 4-3 |
| 1969 | 5-1 | 3-3 | 8-4 | 1990 | 3-3 | 1-5 | 4-8 | 2011 | 3-1 | 3-1 | 6-2 |
| 1970 | 3-3 | 3-3 | 6-6 | 1991 | 3-3 | 4-2 | 7-5 | 2012 | 3-0 | 3-1 | 6-1 |
| 1971 | 1-5 | 3-3 | 4-8 | 1992 | 3-3 | 2-4 | 5-7 | 2013 | 3-0 | 1-2 | 4-2 |
| 1972 | 3-3 | 4-2 | 7-5 | 1993 | 5-1 | 3-3 | 8-4 | 2014 | 1-3 | 1-2 | 2-5 |
| 1973 | 5-1 | 5-1 | 10-2 | 1994 | 2-1 | 1-2 | 3-3 | 2015 | 1-2 | 0-3 | 1-5 |
| 1974 | 4-2 | 0-6 | 4-8 | 1995 | 4-3 | 5-1 | 9-4 | 2016 | 1-2 | 1-3 | 2-5 |
| 1975 | 2-4 | 3-3 | 5-7 | 1996 | 3-3 | 3-3 | 6-6 | 2017 | 3-0 | 2-1 | 5-1 |
| 1976 | 5-1 | 4-2 | 9-3 | 1997 | 4-1 | 5-1 | 9-2 | 2018 | 3-0 | 2-1 | 5-1 |
| 1977 | 6-0 | 3-3 | 9-3 | 1998 | 4-2 | 3-3 | 7-5 | 2019 | 3-0 | 3-0 | 6-0 |
| 1978 | 5-1 | 2-4 | 7-5 | 1999 | 1-2 | 2-4 | 3-6 | | | | |

All-Time Series

All-Time Series Record
 1,130-978-13
 At PNC Park
 42-26
 At Dodger Stadium
 191-119

Postseason

1974 NLCS W, 3-1

2020 Schedule

| Dates | Site |
|---------|------|
| 4/17-19 | LA |
| 4/24-26 | PIT |

Series Facts

Last Dodger 3-Game Sweep, at LA June 26-28, 2019
 Last Dodger 4-Game Sweep, at LA June 3-6, 1968
 Last Dodger 3-Game Sweep, at PIT May 24-26, 2019
 Last Dodger 4-Game Sweep, at PIT Aug. 1-4, 1949
 Last Pittsburgh 3-Game Sweep, at LA Sept. 4-6, 2000
 Last Pittsburgh 4-Game Sweep, at LA Never Accomplished
 Last Pittsburgh 3-Game Sweep, at PIT Aug. 7-9, 2015
 Last Pittsburgh 4-Game Sweep, at PIT Never Accomplished

Most Runs Scored vs. PIT 23, July 10, 1943 at BKN
 Most Runs Allowed vs. PIT 21, June 20, 1925 at PIT
 Largest Margin of Victory 17, (2x), last April 17, 1994 at PIT (19-2)
 Largest Margin of Defeat 16, June 20, 1925 at PIT (5-21)
 Longest Winning Streak 13 games, May 4-July 20, 1952
 Longest Losing Streak 10 games, July 21, 1910(1)-Aug. 27, 1910
 Last Doubleheader August 1, 2000

St. Louis Cardinals

Busch Stadium (2006) | 700 Clark Street | St. Louis, MO 63102 | (314) 345-9600

President of Baseball Operations John Mozeliak
 Manager Mike Shildt (3rd season w/STL, 132-99)



Year-By-Year Series Results (1958-2019)

| Year | Home | Road | Totals | Year | Home | Road | Totals | Year | Home | Road | Totals |
|------|------|------|--------|------|------|------|--------|------|------|------|--------|
| 1958 | 7-4 | 4-7 | 11-11 | 1979 | 3-3 | 3-3 | 6-6 | 2000 | 1-2 | 2-4 | 3-6 |
| 1959 | 6-5 | 6-5 | 12-10 | 1980 | 5-1 | 2-4 | 7-5 | 2001 | 2-1 | 1-2 | 3-3 |
| 1960 | 7-4 | 3-8 | 10-12 | 1981 | 2-2 | 3-3 | 5-5 | 2002 | 0-2 | 2-2 | 2-4 |
| 1961 | 7-4 | 5-6 | 12-10 | 1982 | 3-3 | 4-2 | 7-5 | 2003 | 2-2 | 2-0 | 4-2 |
| 1962 | 2-7 | 5-4 | 7-11 | 1983 | 5-1 | 4-2 | 9-3 | 2004 | 2-1 | 0-3 | 2-4 |
| 1963 | 5-4 | 7-2 | 12-6 | 1984 | 3-3 | 3-3 | 6-6 | 2005 | 1-2 | 1-3 | 2-5 |
| 1964 | 6-3 | 4-5 | 10-8 | 1985 | 4-2 | 3-3 | 7-5 | 2006 | 0-3 | 0-4 | 0-7 |
| 1965 | 5-4 | 7-2 | 12-6 | 1986 | 4-2 | 4-2 | 8-4 | 2007 | 2-1 | 1-2 | 3-3 |
| 1966 | 4-5 | 6-3 | 10-8 | 1987 | 2-4 | 1-5 | 3-9 | 2008 | 1-2 | 1-2 | 2-4 |
| 1967 | 4-5 | 2-7 | 6-12 | 1988 | 4-2 | 3-3 | 7-5 | 2009 | 1-2 | 1-3 | 2-5 |
| 1968 | 4-5 | 5-4 | 9-9 | 1989 | 3-3 | 0-6 | 3-9 | 2010 | 3-0 | 0-4 | 3-4 |
| 1969 | 2-4 | 1-5 | 3-9 | 1990 | 2-4 | 5-1 | 7-5 | 2011 | 1-3 | 3-0 | 4-3 |
| 1970 | 2-4 | 5-1 | 7-5 | 1991 | 4-2 | 2-4 | 6-6 | 2012 | 5-2 | 1-3 | 6-5 |
| 1971 | 3-3 | 3-3 | 6-6 | 1992 | 2-4 | 2-4 | 4-8 | 2013 | 1-2 | 3-1 | 4-3 |
| 1972 | 4-2 | 4-2 | 8-4 | 1993 | 1-5 | 5-1 | 6-6 | 2014 | 3-1 | 1-2 | 4-3 |
| 1973 | 5-1 | 3-3 | 8-4 | 1994 | 1-2 | 1-2 | 2-4 | 2015 | 1-3 | 1-2 | 2-5 |
| 1974 | 2-4 | 4-2 | 6-6 | 1995 | 3-3 | 4-2 | 7-5 | 2016 | 2-1 | 2-1 | 4-2 |
| 1975 | 2-4 | 3-3 | 5-7 | 1996 | 4-2 | 4-2 | 8-4 | 2017 | 2-1 | 2-2 | 4-3 |
| 1976 | 6-0 | 4-2 | 10-2 | 1997 | 2-3 | 3-3 | 5-6 | 2018 | 0-3 | 3-1 | 3-4 |
| 1977 | 5-1 | 1-5 | 6-6 | 1998 | 2-1 | 2-4 | 4-5 | 2019 | 3-0 | 0-4 | 3-4 |
| 1978 | 3-3 | 2-4 | 5-7 | 1999 | 2-4 | 1-2 | 3-6 | | | | |

All-Time Series

All-Time Series Record
 1,032-1,030-16
 At New Busch Stadium
 19-27
 At Dodger Stadium
 155-149

Postseason

1985 NLCS L, 2-4
 2004 NLDS L, 1-3
 2009 NLDS W, 3-0
 2013 NLCS L, 2-4
 2014 NLDS L, 1-3

2020 Schedule

| Dates | Site |
|---------|------|
| 4/6-9 | STL |
| 4/14-16 | LA |

Series Facts

Last Dodger 3-Game Sweep, at LA August 5-7, 2019
 Last Dodger 4-Game Sweep, at LA April 29-May 2, 1976
 Last Dodger 3-Game Sweep, at STL August 22-24, 2011
 Last Dodger 4-Game Sweep, at STL Never Accomplished
 Last St. Louis 3-Game Sweep, at LA July 21-23, 2006
 Last St. Louis 4-Game Sweep, at LA July 1-4, 1968
 Last St. Louis 3-Game Sweep, at STL Aug. 20-22, 2018
 Last St. Louis 4-Game Sweep, at STL April 8-11, 2019

Most Runs Scored vs. STL 22, July 29, 1936(1) at BRK
 Most Runs Allowed vs. STL 22, July 27, 1918(2) at BRK
 Largest Margin of Victory 16, Aug. 30, 1953 at BRK (20-4)
 Largest Margin of Defeat 18, July 24, 1937 at BRK (2-20)
 Longest Winning Streak 14 games, June 5-Aug. 22 (2), 1951
 Longest Losing Streak 10 games, July 30, 2005- May 14, 2007
 Last Doubleheader July 7, 1987

San Diego Padres

PETCO Park (2004) | 100 Park Blvd. | San Diego, CA 92101 | (619) 795-5000

Executive Vice President and General Manager A.J. Preller
 Manager Jayce Tingler (1st season with Padres)



Year-By-Year Series Results (1969-2019)

| Year | Home | Road | Totals | Year | Home | Road | Totals | Year | Home | Road | Totals |
|------|------|------|--------|------|------|------|--------|------|------|------|--------|
| 1969 | 8-1 | 4-5 | 12-6 | 1986 | 3-6 | 3-6 | 6-12 | 2003 | 5-4 | 3-7 | 8-11 |
| 1970 | 6-3 | 5-4 | 11-7 | 1987 | 6-3 | 5-4 | 11-7 | 2004 | 5-5 | 5-4 | 10-9 |
| 1971 | 4-5 | 9-0 | 13-5 | 1988 | 5-4 | 2-7 | 7-11 | 2005 | 7-2 | 4-5 | 11-7 |
| 1972 | 6-3 | 7-2 | 13-5 | 1989 | 3-6 | 3-6 | 6-12 | 2006 | 2-7 | 3-6 | 5-13 |
| 1973 | 2-7 | 7-2 | 9-9 | 1990 | 6-3 | 3-6 | 9-9 | 2007 | 5-4 | 3-6 | 8-10 |
| 1974 | 8-1 | 8-1 | 16-2 | 1991 | 5-4 | 5-4 | 10-8 | 2008 | 6-3 | 5-5 | 11-7 |
| 1975 | 6-3 | 5-4 | 11-7 | 1992 | 4-5 | 5-4 | 9-9 | 2009 | 6-3 | 4-5 | 10-8 |
| 1976 | 3-6 | 3-6 | 6-12 | 1993 | 5-1 | 4-3 | 9-4 | 2010 | 4-5 | 4-5 | 8-10 |
| 1977 | 5-4 | 7-2 | 12-6 | 1994 | 5-2 | 1-2 | 6-4 | 2011 | 7-2 | 6-3 | 13-5 |
| 1978 | 7-2 | 2-7 | 9-9 | 1995 | 4-3 | 3-3 | 7-6 | 2012 | 5-4 | 6-3 | 11-7 |
| 1979 | 6-3 | 3-6 | 9-9 | 1996 | 1-5 | 4-3 | 5-8 | 2013 | 5-4 | 6-4 | 11-8 |
| 1980 | 7-2 | 2-7 | 9-9 | 1997 | 2-4 | 3-3 | 5-7 | 2014 | 7-3 | 5-4 | 12-7 |
| 1981 | 3-3 | 3-2 | 6-5 | 1998 | 3-3 | 2-4 | 5-7 | 2015 | 7-2 | 7-3 | 14-5 |
| 1982 | 6-3 | 3-6 | 9-9 | 1999 | 2-4 | 1-5 | 3-9 | 2016 | 6-4 | 5-4 | 11-8 |
| 1983 | 2-7 | 4-5 | 6-12 | 2000 | 4-3 | 4-2 | 8-5 | 2017 | 8-2 | 5-4 | 13-6 |
| 1984 | 5-4 | 5-4 | 10-8 | 2001 | 2-7 | 7-3 | 9-10 | 2018 | 7-2 | 7-5 | 14-5 |
| 1985 | 4-5 | 4-5 | 8-10 | 2002 | 6-4 | 4-5 | 10-9 | 2019 | 6-4 | 7-2 | 13-6 |

All-Time Series

All-Time Series Record
 477-399-1
 At PETCO Park
 81-63
 At Dodger Stadium
 253-188

2020 Schedule

| Dates | Site |
|---------|------|
| 5/1-3 | SD |
| 5/8-10 | LA |
| 7/7-9 | SD |
| 8/3-5 | LA |
| 8/27-30 | LA |
| 9/25-27 | SD |

Series Facts

Last Dodger 3-Game Sweep, at LA Aug. 24-26, 2018
 Last Dodger 4-Game Sweep, at LA April 30-May 3, 2009
 Last Dodger 3-Game Sweep, at SD Sept. 24-25, 2019
 Last Dodger 4-Game Sweep, at SD June 28-July 1, 2001
 Last San Diego 3-Game Sweep, at LA April 15-17, 2013
 Last San Diego 4-Game Sweep, at LA June 20-23, 1983
 Last San Diego 3-Game Sweep, at SD Sept. 2-3, 2017
 Last San Diego 4-Game Sweep, at SD April 15-18, 1982

Most Runs Scored vs. SD 19, June 28, 1969 at SD
 Most Runs Allowed vs. SD 14, twice, last: June 27, 1995 at LA
 Largest Margin of Victory 19, 6/28/69 at SD (19-0)
 Largest Margin of Defeat 12, (3x) last 6/10/93 at SD (2-14)
 Longest Winning Streak 16 games, Sept. 9, 1973-Sept. 20, 1974
 Longest Losing Streak 10 games, Sept. 22, 1996-June 28, 1997
 Last Doubleheader Sept. 2, 2017

San Francisco Giants

Oracle Park (2000) | 24 Willie Mays Plaza | San Francisco, CA 94107 | (415) 972-2000

President of Baseball Operations Farhan Zaidi
 Manager Gabe Kapler (1st season with Giants)



Year-By-Year Series Results (1958-2019)

| Year | Home | Road | Totals | Year | Home | Road | Totals | Year | Home | Road | Totals |
|------|------|------|--------|------|------|------|--------|------|------|------|--------|
| 1958 | 7-4 | 4-7 | 11-11 | 1979 | 3-3 | 3-3 | 6-6 | 2000 | 1-2 | 2-4 | 3-6 |
| 1959 | 6-5 | 6-5 | 12-10 | 1980 | 5-1 | 2-4 | 7-5 | 2001 | 2-1 | 1-2 | 3-3 |
| 1960 | 7-4 | 3-8 | 10-12 | 1981 | 2-2 | 3-3 | 5-5 | 2002 | 0-2 | 2-2 | 2-4 |
| 1961 | 7-4 | 5-6 | 12-10 | 1982 | 3-3 | 4-2 | 7-5 | 2003 | 2-2 | 2-0 | 4-2 |
| 1962 | 2-7 | 5-4 | 7-11 | 1983 | 5-1 | 4-2 | 9-3 | 2004 | 2-1 | 0-3 | 2-4 |
| 1963 | 5-4 | 7-2 | 12-6 | 1984 | 3-3 | 3-3 | 6-6 | 2005 | 1-2 | 1-3 | 2-5 |
| 1964 | 6-3 | 4-5 | 10-8 | 1985 | 4-2 | 3-3 | 7-5 | 2006 | 0-3 | 0-4 | 0-7 |
| 1965 | 5-4 | 7-2 | 12-6 | 1986 | 4-2 | 4-2 | 8-4 | 2007 | 2-1 | 1-2 | 3-3 |
| 1966 | 4-5 | 6-3 | 10-8 | 1987 | 2-4 | 1-5 | 3-9 | 2008 | 1-2 | 1-2 | 2-4 |
| 1967 | 4-5 | 2-7 | 6-12 | 1988 | 4-2 | 3-3 | 7-5 | 2009 | 1-2 | 1-3 | 2-5 |
| 1968 | 4-5 | 5-4 | 9-9 | 1989 | 3-3 | 0-6 | 3-9 | 2010 | 3-0 | 0-4 | 3-4 |
| 1969 | 2-4 | 1-5 | 3-9 | 1990 | 2-4 | 5-1 | 7-5 | 2011 | 1-3 | 3-0 | 4-3 |
| 1970 | 2-4 | 5-1 | 7-5 | 1991 | 4-2 | 2-4 | 6-6 | 2012 | 5-2 | 1-3 | 6-5 |
| 1971 | 3-3 | 3-3 | 6-6 | 1992 | 2-4 | 2-4 | 4-8 | 2013 | 1-2 | 3-1 | 4-3 |
| 1972 | 4-2 | 4-2 | 8-4 | 1993 | 1-5 | 5-1 | 6-6 | 2014 | 3-1 | 1-2 | 4-3 |
| 1973 | 5-1 | 3-3 | 8-4 | 1994 | 1-2 | 1-2 | 2-4 | 2015 | 1-3 | 1-2 | 2-5 |
| 1974 | 2-4 | 4-2 | 6-6 | 1995 | 3-3 | 4-2 | 7-5 | 2016 | 6-3 | 2-8 | 8-11 |
| 1975 | 2-4 | 3-3 | 5-7 | 1996 | 4-2 | 4-2 | 8-4 | 2017 | 6-3 | 5-5 | 11-8 |
| 1976 | 6-0 | 4-2 | 10-2 | 1997 | 2-3 | 3-3 | 5-6 | 2018 | 5-5 | 5-4 | 10-9 |
| 1977 | 5-1 | 1-5 | 6-6 | 1998 | 2-1 | 2-4 | 4-5 | 2019 | 6-4 | 6-3 | 12-7 |
| 1978 | 3-3 | 2-4 | 5-7 | 1999 | 2-4 | 1-2 | 3-6 | | | | |

All-Time Series

All-Time Series Record
 1,233-1,256-17
 AT&T Park
 89-94
 At Dodger Stadium
 278-226

2020 Schedule

| Dates | Site |
|---------|------|
| 3/26-28 | LA |
| 4/3-5 | SF |
| 6/26-28 | SF |
| 7/16-19 | LA |
| 8/11-13 | SF |
| 9/18-20 | LA |

Series Facts

Last Dodger 3-Game Sweep, at LA July 28-30, 2017
 Last Dodger 4-Game Sweep, at LA June 22-25, 1995
 Last Dodger 3-Game Sweep, at SF Sept. 27-29, 2019
 Last Dodger 4-Game Sweep, at SF July 1-4, 1977
 Last Giant 3-Game Sweep, at LA Aug. 20-22, 2012
 Last Giant 4-Game Sweep, at LA Never Accomplished
 Last Giant 3-Game Sweep, at SF Sep. 30- Oct. 2, 2016
 Last Giant 4-Game Sweep, at SF June 21-24, 2004
 Most Runs Scored vs. SF 19, 2x, last: May 26, 1970 at SF
 Most Runs Allowed vs. SF 26, April 30, 1944(1) at NYG
 Largest Margin of Victory 17, Sept. 13, 2014 at SF (17-0)
 Largest Margin of Defeat 18, (2x), last: 4/30/44(1) at NYG
 Longest Winning Streak 10 games, July 12, 1953-Sept. 6, 1953
 Longest Losing Streak 12 games, Oct. 2, 1937-July 4, 1938(2)
 Last Doubleheader April 28, 2018 at SF

Washington Nationals

Nationals Park (2008) | 1500 S. Capitol Street, SE | Washington, DC 20003 | (202) 640-7000

President, Baseball Operations and General Manager Mike Rizzo
 Manager David Martinez (2nd season w/ Nationals, 175-149)



Year-By-Year Series Results (1969-2019)

| Year | Home | Road | Totals | Year | Home | Road | Totals | Year | Home | Road | Totals |
|------|------|------|--------|------|------|------|--------|------|------|------|--------|
| 1969 | 4-2 | 6-0 | 10-2 | 1986 | 4-2 | 1-5 | 5-7 | 2003 | 2-1 | 2-1 | 4-2 |
| 1970 | 4-2 | 4-2 | 8-4 | 1987 | 1-5 | 2-4 | 3-9 | 2004 | 2-1 | 2-2 | 4-3 |
| 1971 | 3-3 | 5-1 | 8-4 | 1988 | 4-2 | 4-2 | 8-4 | 2005 | 1-2 | 1-2 | 2-4 |
| 1972 | 3-3 | 3-3 | 6-6 | 1989 | 3-3 | 4-2 | 7-5 | 2006 | 3-0 | 1-2 | 4-2 |
| 1973 | 4-2 | 3-3 | 7-5 | 1990 | 5-1 | 1-5 | 6-6 | 2007 | 3-0 | 2-1 | 5-1 |
| 1974 | 4-2 | 4-2 | 8-4 | 1991 | 5-1 | 0-6 | 5-7 | 2008 | 3-0 | 0-3 | 3-3 |
| 1975 | 2-4 | 3-3 | 5-7 | 1992 | 3-3 | 1-5 | 4-8 | 2009 | 1-1 | 2-1 | 3-2 |
| 1976 | 6-0 | 4-2 | 10-2 | 1993 | 4-2 | 2-4 | 6-6 | 2010 | 2-1 | 1-2 | 3-3 |
| 1977 | 2-4 | 5-1 | 7-5 | 1994 | 2-4 | 1-5 | 3-9 | 2011 | 2-1 | 2-1 | 4-2 |
| 1978 | 5-1 | 3-3 | 8-4 | 1995 | 4-2 | 3-3 | 7-5 | 2012 | 3-0 | 1-2 | 4-2 |
| 1979 | 5-1 | 1-5 | 6-6 | 1996 | 4-2 | 5-1 | 9-3 | 2013 | 2-1 | 3-0 | 5-1 |
| 1980 | 6-0 | 5-1 | 11-1 | 1997 | 4-1 | 3-3 | 7-4 | 2014 | 1-2 | 1-2 | 2-4 |
| 1981 | 3-0 | 2-2 | 5-2 | 1998 | 5-1 | 0-3 | 5-4 | 2015 | 2-1 | 2-1 | 4-2 |
| 1982 | 3-3 | 5-1 | 8-4 | 1999 | 3-3 | 2-1 | 5-4 | 2016 | 3-0 | 2-1 | 5-1 |
| 1983 | 4-2 | 3-3 | 7-5 | 2000 | 3-1 | 2-2 | 5-3 | 2017 | 1-2 | 2-1 | 3-3 |
| 1984 | 3-3 | 3-3 | 6-6 | 2001 | 1-2 | 1-2 | 2-4 | 2018 | 2-1 | 3-0 | 5-1 |
| 1985 | 5-1 | 2-4 | 7-5 | 2002 | 3-1 | 2-1 | 5-2 | 2019 | 2-2 | 2-1 | 4-3 |

All-Time Series

All-Time Series Record
 283-201
 At Nationals Park
 21-15
 At Dodger Stadium
 157-84

Postseason

1981 NLCS W, 3-2
 2016 NLDS W, 3-2
 2019 NLDS L, 2-3

2020 Schedule

| Dates | Site |
|---------|------|
| 4/10-12 | LA |
| 4/21-23 | WAS |

Series Facts

Last Dodger 3-Game Sweep, at LA June 20-22, 2016
 Last Dodger 4-Game Sweep, at LA Aug. 29-31(2), 1980
 Last Dodger 3-Game Sweep, at MON/WAS May 19-20, 2018
 Last Dodger 4-Game Sweep, at MON/WAS May 6-9, 1982
 Last MON/WAS 3-Game Sweep, at LA Aug. 28-30, 1987
 Last MON/WAS 4-Game Sweep, at LA Never Accomplished
 Last MON/WAS 3-Game Sweep, at MON/WAS Aug. 26-28, 2008
 Last Montreal 4-Game Sweep, at MON/WAS July 11-14, 1991
 Most Runs Scored vs. MON/WAS 15, May 3, 1970 at LA
 Most Runs Allowed vs. MON/WAS 13, May 2, 1982 at LA
 Largest Margin of Victory 14, May 3, 1970 at LA (15-1)
 Largest Margin of Defeat 12, May 2, 1982 at LA (1-13)
 Longest Winning Streak 11 games, 6/14/80-8/31/80(2)
 Longest Losing Streak 7 games, 2x, last: 7/6/94-5/28/95
 Last Doubleheader May 19, 2018 at WAS

Los Angeles Angels

Angel Stadium (1966) | 2000 E. Gene Autry Way | Anaheim, CA 92806 | (714) 940-2000

General Manager Billy Eppler
 Manager Joe Maddon (1st season with Angels)



Year-By-Year Series Results (1997-2019)

| Year | Home | Road | Totals | Year | Home | Road | Totals | Year | Home | Road | Totals |
|------|------|------|--------|------|------|------|--------|------|------|------|--------|
| 1997 | 2-0 | 2-0 | 4-0 | 2006 | 3-0 | 1-2 | 4-2 | 2015 | 3-0 | 2-1 | 5-1 |
| 1998 | 1-1 | 0-2 | 1-3 | 2007 | 1-2 | 0-3 | 1-5 | 2016 | 1-1 | 0-2 | 1-3 |
| 1999 | 2-1 | 2-1 | 4-2 | 2008 | 2-1 | 1-2 | 3-3 | 2017 | 1-1 | 1-1 | 2-2 |
| 2000 | 1-2 | 1-2 | 2-4 | 2009 | 1-2 | 2-1 | 3-3 | 2018 | 2-1 | 1-2 | 3-3 |
| 2001 | 1-2 | 1-2 | 2-4 | 2010 | 0-3 | 1-2 | 1-5 | 2019 | 0-2 | 0-2 | 0-4 |
| 2002 | 2-1 | 1-2 | 3-3 | 2011 | 1-2 | 1-2 | 2-4 | | | | |
| 2003 | 2-1 | 0-3 | 2-4 | 2012 | 1-2 | 1-2 | 2-4 | | | | |
| 2004 | 1-2 | 2-1 | 3-3 | 2013 | 1-1 | 1-1 | 2-2 | | | | |
| 2005 | 1-2 | 0-3 | 1-5 | 2014 | 1-1 | 2-0 | 3-1 | | | | |

All-Time Series

| | |
|------------------------|------|
| All-Time Series Record | |
| 54-70 | |
| At Angel Stadium | |
| 22-40 | |
| At Dodger Stadium | |
| 32-30 | |
| Dates | Site |
| 7/10-11..... | LAA |
| 8/25-26..... | LAD |

Series Facts

| | | | |
|---------------------------------------|----------------------|--------------------------------|---|
| Last Dodger 3-Game Sweep, at LA..... | July 31-Aug. 2, 2015 | Most Runs Scored vs. LAA..... | 16, July 16, 2006 at LAD |
| Last Dodger 4-Game Sweep, at LA..... | Never Accomplished | Most Runs Allowed vs. LAA..... | 13, June 25, 2004 at LAD |
| Last Dodger 3-Game Sweep, at LAA..... | Never Accomplished | Largest Margin of Victory..... | 13, May 19, 2006 at LAA (16-3) |
| Last Dodger 4-Game Sweep, at LAA..... | Never Accomplished | Largest Margin of Defeat..... | 13, June 25, 2004 at LAD (0-13) |
| Last Angel 3-Game Sweep, at LA..... | June 11-13, 2010 | Longest Winning Streak..... | 8 games, August 5, 2014 - Sept. 8, 2015 |
| Last Angel 4-Game Sweep, at LA..... | Never Accomplished | Longest Losing Streak..... | 6 games, June 22, 2003-June 26, 2004 |
| Last Angel 3-Game Sweep, at LAA..... | May 18-20, 2007 | Last Doubleheader..... | Never Accomplished |
| Last Angel 4-Game Sweep, at LAA..... | Never Accomplished | | |

Chicago White Sox

Guaranteed Rate Field (1991) | 333 West 35th Street | Chicago, IL 60678 | (312)-674-1000

Executive Vice President..... Ken Williams
 Manager Rick Renteria (3rd season w/ Chicago, 201-284)



Series Facts

| | | | |
|-------------------------------|-------|------------------------------|------|
| All-Time Series Record..... | 11-14 | All-Time Playoff Record..... | 4-3 |
| At Guaranteed Rate Field..... | 4-7 | At Dodger Stadium..... | 7-7 |
| Last Meeting at CWS..... | 2017 | Last Meeting in LA..... | 2017 |

2020 Schedule

| | |
|-------------|------|
| Dates | Site |
| 9/8-10..... | CWS |

Cleveland Indians

Progressive Field (1994) | 2401 Ontario Street | Cleveland, OH 44114-4003 | (216) 420-4487

President, Baseball Operations..... Chris Antonetti
 Manager Terry Francona (8th season with Cleveland, 638-504)



Series Facts

| | | | |
|-----------------------------|------|------------------------------|------|
| All-Time Series Record..... | 7-5 | All-Time Playoff Record..... | 2-5 |
| At Progressive Field..... | 5-1 | At Dodger Stadium..... | 2-4 |
| Last Meeting at CLE..... | 2017 | Last Meeting in LA..... | 2014 |

2020 Schedule

| | |
|--------------|------|
| Dates | Site |
| 5/22-24..... | LA |

Detroit Tigers

Comerica Park (2000) | 2100 Woodward Avenue | Detroit, MI 48201 | (313) 471-2000

Executive Vice President of Baseball Operations and General Manager..... Al Avila
 Manager Ron Gardenhire (3rd season with Detroit, 111-212)



Series Facts

| | | | |
|-----------------------------|-------|------------------------------|------|
| All-Time Series Record..... | 12-10 | All-Time Playoff Record..... | NA |
| At Comerica Park..... | 5-6 | At Dodger Stadium..... | 7-4 |
| Last Meeting at DET..... | 2017 | Last Meeting in LA..... | 2014 |

2020 Schedule

| | |
|--------------|------|
| Dates | Site |
| 6/19-21..... | LA |

Kansas City Royals

Kauffman Stadium (1973) | 1 Royal Way | Kansas City, MO 64129 | (816) 921-8000

General Manager Dayton Moore
 Manager Mike Matheny (1st season with Royals)



Series Facts

All-Time Series Record..... 7-5 All-Time Playoff Record..... NA
 At Kauffman Stadium..... 2-4 At Dodger Stadium 5-1
 Last Meeting at KC..... 2014 Last Meeting in LA 2017

2020 Schedule

Dates Site
 5/17-19 KC

Minnesota Twins

Target Field (2010) | 1 Twins Way | Minnesota, MN 55403 | (612) 659-3400

President of Baseball Operations Derek Falvey
 Manager Rocco Baldelli (2nd season with Twins, 101-61)



Series Facts

All-Time Series Record..... 9-6 All-Time Playoff Record..... 4-3
 At Target Field..... 4-2 At Dodger Stadium 5-1
 Last Meeting at MIN..... 2014 Last Meeting in LA 2017

2020 Schedule

Dates Site
 4/28-29 LA
 7/28-29 MIN

Dodgers All-Time Record Vs. Each Major League Franchise

| OPPONENT | WIN | LOSS | TIE | OPPONENT | WIN | LOSS | TIE |
|-----------------|-------|-------|-----|--------------|-----|------|-----|
| Giants | 1,233 | 1,256 | 17 | Angels | 54 | 70 | 0 |
| Braves | 1,194 | 1,033 | 22 | Old Orioles* | 45 | 56 | 4 |
| Phillies | 1,174 | 920 | 14 | Mariners | 17 | 14 | 0 |
| Reds | 1,135 | 1,102 | 13 | Rangers | 16 | 11 | 0 |
| Pirates | 1,130 | 978 | 1 | Blue Jays | 14 | 7 | 0 |
| Cubs | 1,056 | 1,043 | 14 | Tigers | 12 | 10 | 0 |
| Cardinals | 1,032 | 1,030 | 16 | Athletics | 12 | 21 | 0 |
| Padres | 477 | 399 | 1 | White Sox | 11 | 14 | 0 |
| Astros | 389 | 325 | 0 | Rays | 10 | 7 | 0 |
| Mets | 346 | 272 | 1 | Orioles | 9 | 6 | 0 |
| Expos-Nationals | 283 | 201 | 0 | Twins | 9 | 6 | 0 |
| Rockies | 266 | 189 | 0 | Red Sox | 9 | 9 | 0 |
| Diamondbacks | 213 | 178 | 0 | Yankees | 8 | 8 | 0 |
| Marlins | 110 | 91 | 0 | Royals | 7 | 5 | 0 |
| Brewers | 83 | 61 | 0 | Indians | 7 | 5 | 0 |
| Spiders* | 81 | 59 | 1 | | | | |
| Colonels* | 61 | 39 | 1 | | | | |
| Senators* | 61 | 39 | 1 | | | | |

* - 19th century NL teams.

Last Trade With Each MLB Club

| TEAM | RECEIVED | TRADED | DATE | TEAM | RECEIVED | TRADED | DATE |
|----------------|---------------------------|----------------------------|----------|---------------|-------------------------|-------------------------------|----------|
| Arizona | Jon Garland | Tony Abreu | 8/31/09 | Milwaukee | Dylan Baker | PTBNL/Cash | 1/2/18 |
| Atlanta | Adam McCreery | Cash | 11/28/18 | Minnesota | Brusdar Graterol, | Kenta Maeda, Cash | 2/10/20 |
| Baltimore | Manny Machado | Zach Pop | 7/18/18 | | Luke Raley, 67th Pick | Jair Camargo | |
| | | Rylan Bannon | | New York-AL | Scott Proctor | Wilson Betemit | 7/31/07 |
| | | Yusniel Diaz | | New York-NL | Curtis Granderson, Cash | Jacob Rhamo | 8/18/17 |
| | | Breyvic Valera | | Oakland | Logan Salow | Wilmer Flores | 4/25/18 |
| | | Dean Kremer | | Philadelphia | Tyler Gilbert | Kyle Garlick | 2/17/20 |
| Boston | Mookie Betts, | Alex Verdugo, | 2/10/20 | Pittsburgh | David Freese | Jesus Valdez | 8/31/18 |
| | David Price, | Connor Wong, | | St. Louis | Jedd Gyrko, Cash, Int. | Jeffrey Abreu, Tony Cingrani | 7/31/19 |
| | Cash | Jeter Downs | | | Bonus Slot | | 4/1/18 |
| Chicago-AL | Jake Peter | Three-team trade w/KC | 1/4/2018 | San Diego | Yasmani Grandal, | Matt Kemp, | 12/18/14 |
| Chicago-NL | Darwin Barney | Jonathan Martinez | 7/28/14 | | Joe Wieland, Zach Eflin | Tim Federowicz, cash | |
| Cincinnati | Jeter Downs, Josiah Gray, | Matt Kemp, Yasiel Puig, | 12/21/18 | San Francisco | Mark Sweeney | Travis Denker | 8/9/07 |
| | Homer Bailey | Kyle Farmer, Alex Wood, | | Seattle | Kristopher Negron | Daniel Castro | 7/29/19 |
| | | Cash | | Texas | Yu Darvish | Willie Calhoun, Brandon Davis | 7/31/17 |
| Cleveland | PTBNL/Cash | Carlos Frias | 1/30/17 | | | AJ Alexy | |
| Colorado | Juan Nicasio | Noel Cuevas | 11/24/14 | Tampa Bay | Adam Kolarik | Niko Hulsizer | 7/31/19 |
| Detroit | Cody Ross | Steve Colyer | 4/1/04 | Toronto | John Axford | Corey Copping | 7/31/18 |
| Houston | Tyler White | Andre Scrubb | 7/25/19 | Washington | Ryan Madson | Andrew Istler | 8/31/18 |
| Kansas City | Scott Alexander | Three-team trade w/CWS | 1/4/18 | | | | |
| Los Angeles-AL | Howie Kendrick | Andrew Heaney | 12/10/14 | | | | |
| Miami | Mat Latos, | Victor Araujo, | 7/30/15 | | | | |
| | Michael Morse, cash | Jeff Brigham, Kevin Guzman | | | | | |

Note: Trade involves Major League roster

Rewards that are outta the park!



SCORE \$200 cash back bonus offer

Maximize your cash back with the Los Angeles Dodgers™ Cash Rewards Mastercard® from Bank of America.

3% cash back in the category of **your choice**

2% cash back at **grocery stores** and **wholesale clubs**

1% cash back **unlimited** on all other purchases

Up to \$2,500 in combined choice category/grocery store/wholesale club quarterly purchases[▼]

To apply for this credit card, please visit bankofamerica.com/dodgers



Official Bank of the Los Angeles Dodgers™

For information about the rates, fees, other costs and benefits associated with the use of this credit card, or to apply, please visit bankofamerica.com/dodgers.

Bonus Cash Rewards Offer. You will qualify for \$200 bonus cash rewards if you use your new credit card account to make any combination of purchase transactions totaling at least \$1,000 (exclusive of any fees, returns and adjustments) that post to your account within 90 days of the account open date. Limit 1 bonus cash rewards offer per new account. This one-time promotion is limited to customers opening a new account in response to this offer and will not apply to requests to convert existing accounts. Other advertised promotional bonus cash rewards offers can vary from this promotion and may not be substituted. Allow 8-12 weeks from qualifying for the bonus cash rewards to post to your rewards balance.

▼ Earn 3% and 2% cash back on the first \$2,500 in combined choice category/grocery store/wholesale club purchases each quarter. Once the \$2,500 quarterly limit is reached, additional Net Purchases will earn base cash rewards of 1%.

This credit card program is issued and administered by Bank of America, N.A. Mastercard and World Mastercard are registered trademarks of Mastercard International Incorporated, and are used by the issuer pursuant to license. Bank of America and the Bank of America logo are registered trademarks of Bank of America Corporation. Major League Baseball trademarks and copyrights are used with permission of Major League Baseball. Visit MLB.com.

DODGER STADIUM



The Dodgers will unveil a new Centerfield Plaza in 2020 as part of a \$100 million stadium renovation project which includes new restaurants, entertainment and kids areas, renovations to both outfield pavilions, new elevators and bridges and a new sound system. The team will also dedicate a Sandy Koufax statue, which will reside in the new plaza



2020 Improvements

The Dodgers will unveil the latest round of Dodger Stadium improvements in 2020, which will result in the creation of a new Centerfield Plaza, renovations to both outfield pavilions, a new sound system and new elevators and bridges to help with stadium circulation. Additionally, during the 2020 season, the team will dedicate a Sandy Koufax statue, which will reside in the Centerfield Plaza along with the Jackie Robinson statue, which will be re-located from the Left Field Reserve.

The \$100 million project includes:

- **Creation of Centerfield Plaza:** The new Centerfield Plaza will include almost two acres of unique food offerings, entertainment and kids areas, retail locations, sponsor activations, more social and standing room areas and greater access for those with special needs. A new kids play area has been constructed just beyond the wall in straight-away centerfield, and fans are now able to enjoy the game from on top of a newly-constructed batters eye wall. The new Centerfield Plaza also pays homage to Dodger history with statues and a permanent home for the "Legends of Dodger Baseball" plaques.
- **Pavilion Renovations:** Renovations to the Left and Right Field Pavilions include new restrooms, enclosed bars with views into the bullpen, the creation of standing room areas at the top of each pavilion, enhanced ADA seating and "home run seats" just beyond the outfield wall.
- **New Elevators and Bridges:** Elevators have been constructed in the Right and Left Field Plazas along with new bridges to connect the new pavilion standing room decks to the rest of the stadium for a 360-degree connection around the park's perimeter. These new elevators and bridges will also provide easier access to the Dodger Stadium Express stop in Lot G through the Centerfield Plaza.

The Dodgers remain committed to modernizing Dodger Stadium, while also keeping with the midcentury modern architecture that defines their 1962 home. Prior to this renovations, under the ownership of Guggenheim Baseball Management since 2013, Dodger Stadium has undergone a series of fan-friendly improvements including the creation of two new entrance plazas on the field level, tiered seating and bar areas overlooking both bullpens, two new HD video screens, new team stores, wider concourses, renovated restrooms, enhanced concessions and kids play areas. There have also been structural and behind-the-scenes upgrades to Dodger Stadium's infrastructure as well as the construction of new home and visiting clubhouses, batting cages and weight rooms.

2020 All-Star Game



Dodger Stadium will host Major League Baseball's 91st All-Star Game on Tuesday, July 14, marking the stadium's second All-Star Game and first in 40 years following the 1980 Midsummer Classic. The Dodger franchise previously hosted the 1959 All-Star Game at the Los Angeles Memorial Coliseum and the 1949 Game at Ebbets Field in Brooklyn.

In addition to the All-Star Game presented by Mastercard, Los Angeles will play host to a week of thrilling events and attractions which include the T-Mobile Home Run Derby, the SiriusXM All-Star Futures Game, the All-Star Legends and Celebrity Softball Game and Play Ball Park.





Dodger Stadium

Dodger Stadium's rich history began with club president Walter O'Malley's foresight over six decades ago. In 1957, he lobbied for a new stadium to be built for his Brooklyn club, but when a deal could not be reached, the Dodgers made the unprecedented move to California. In September of that year, the city of Los Angeles agreed to give 300 acres of land to the Dodgers in exchange for the deed to Wrigley Field in Los Angeles and their commitment to construct a 50,000-seat stadium. While Dodger Stadium was being built, the Dodgers played at the Los Angeles Memorial Coliseum through 1961, before the true Opening Day — April 10, 1962 — when the Dodgers finally played in their new home before 52,564 fans.

Since opening its gates, Dodger Stadium (capacity: 56,000) has hosted 10 World Series and the Dodgers have won four World Championships (1963, 1965, 1981 and 1988), 10 NL pennants (1963, 1965, 1966, 1974, 1977, 1978, 1981, 1988, 2017, 2018), 18 division crowns (1974, 1977-78, 1981, 1983, 1985, 1988, 1995, 2004, 2008-09, 2013-19) and two NL Wild Card berths (1996, 2006). The stadium has hosted 4,635 regular-season Dodger games, with the club posting a 2,678-1,957 record (.578), and 89 postseason games (52-37, .584).

History



Sandy Koufax celebrates recording the final out of the 1963 World Series.

- The first game in Dodger Stadium history was held on April 10, 1962. Left-hander Johnny Podres made the start against the Cincinnati Reds. Kay O'Malley, wife of Dodger President Walter O'Malley, threw out the ceremonial first pitch to catcher John Roseboro.
- Hall of Famer Willie Stargell is the only player to twice hit a ball out of Dodger Stadium (Aug. 5, 1969 and May 8, 1973). Mike Piazza is the only Dodger to clear the roof (Sept. 21, 1997).
- Of the six Dodger World Series championships, the only title clinched on their home field was 1963 when Los Angeles swept the Yankees, capped by a 2-1 victory in Game 4.
- The only All-Star Game in Dodger Stadium history was the 1980 Mid-Summer Classic, won by the NL, 4-2. It was announced last year, that Dodger Stadium will also host the 2020 All-Game Game.
- The only perfect game in Dodger history was pitched by Sandy Koufax at Dodger Stadium in a 1-0 victory against the Chicago Cubs on Sept. 9, 1965.

International

- Dodger Stadium played host to the 1984 Olympic Baseball tournament, the opening ceremonies of the 1991 United States Olympic Festival and the finals of both the 2009 and 2017 World Baseball Classics.
- In 1966, the Dodgers received a 10-foot-tall stone lantern gift from Japanese Hall of Famer Sotaro Suzuki as a token of friendship between the Dodgers and Japan. The Dodgers rededicated the stone lantern in 2003 and maintain it and the surrounding Japanese garden, located in the hills above parking lot 6.

Unique Events



Dodger Stadium played host to the NHL's Stadium Series on January 25, 2014, as the Anaheim Ducks faced the Los Angeles Kings in a regular season game.

- Pope John Paul II celebrated a Mass at Dodger Stadium on Sept. 16, 1987. The event drew a stadium-record crowd of 63,000.
- Entertainers to perform at Dodger Stadium include: AC/DC, Beyoncé, Billy Joel, Bruno Mars, Guns N' Roses, The Rolling Stones, The Beatles, KISS, Madonna, The Bee Gees, Elton John, Simon and Garfunkel, John Legend, Luke Bryan, Michael Jackson, David Bowie, Genesis, Eric Clapton, U2, the Dave Matthews Band, Bruce Springsteen, Paul McCartney and The Three Tenors.
- The Harlem Globetrotters played an exhibition game at Dodger Stadium on Feb. 4, 1964. The basketball court was placed on the infield.
- Dodger Stadium has played host to a rugby match (2015), a soccer game (2013) and the National Hockey League's first regular-season outdoor game in California on Jan. 25, 2014 between the Los Angeles Kings and Anaheim Ducks.

Original Construction

- Elevations at "Chavez Ravine" ranged from 400 feet to 700 feet above sea level. More than eight million cubic yards of earth was moved to reshape the area.
- Dodger Stadium was designed by Emil Praeger and was the first privately financed stadium since Yankee Stadium, built by a brewery in 1923.
- The Dodgers played at the Los Angeles Coliseum from 1958-61 and groundbreaking ceremonies for the original Dodger Stadium construction were held on Sept. 17, 1959.
- There were more than 25,000 separate pieces of precast concrete used to build the original Dodger Stadium.
- The original dugout level seats at Dodger Stadium were inspired by a similar layout of dugout seats at Korakuen Stadium, where the Dodgers played during their 1956 Japan goodwill tour. Club seats have since been replaced by the Dugout Club Seats.
- Dodger Stadium was designed so that each of the nine levels of the park has entries at grade as the hillside rises around the structure. The engineers used the terrain of the site to allow access directly from each level without requiring fans to use stairs or an elevator.
- The original color scheme of Dodger Stadium, which is evident in the seats today, is a result of the study of popular colors in the 1960's, reflective of the California spirit.
- The distinctive inverted precast panels of the Top Deck and the zig-zag roof of the pavilions are unique architectural features.



A birds-eye view of the Dodger Stadium construction and terraced parking at Chavez Ravine.

Dodger Stadium Firsts

Game: April 10, 1962 (Cincinnati Reds 6, Dodgers 3)
American League Game: April 17, 1962 Los Angeles Angels vs. Kansas City (Athletics win, 5-3)
Dodger victory: April 11, 1962 (Dodgers 6, Cincinnati 2)
Pitch: Johnny Podres, Dodgers vs. Cincinnati, April 10, 1962
Batter: Eddie Kasko, Cincinnati vs. Dodgers, April 10, 1962 (double)
Dodger Batter: Maury Wills, April 10, 1962 (groundout)
Winning Pitcher: Bob Purkey, Cincinnati, April 10, 1962
Losing Pitcher: Johnny Podres, Dodgers, April 10, 1962
Winning Dodger Pitcher: Sandy Koufax, Dodgers vs. Cincinnati, April 11, 1962, complete game, 6-2

Dodger Lineup

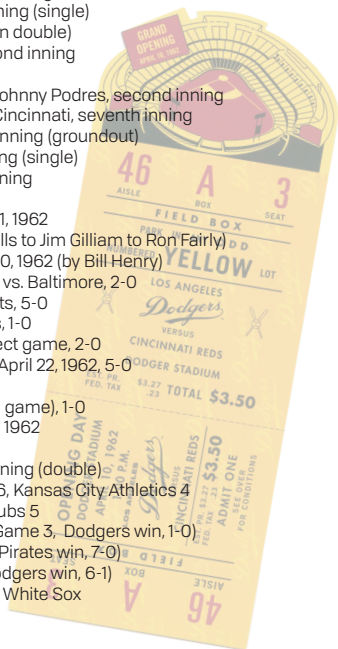
April 10, 1962 vs. Cincinnati HP umpire: Dusty Boggess

Maury Wills SS
 Jim Gilliam 2B
 Wally Moon LF
 Duke Snider RF
 John Roseboro C
 Ron Fairly 1B
 Daryl Spencer 3B
 Willie Davis CF
 Johnny Podres P



Opening Day April 10, 1962

Hit: Eddie Kasko, Cincinnati, April 10, 1962 (double to lead off game)
First Dodger batter: Maury Wills, April 10, 1962 (groundout)
Hit by a Dodger: Duke Snider, April 10, 1962 vs. Cincinnati, single to lead off second inning
Double by a Dodger: Ron Fairly, April 10, 1962 vs. Cincinnati, fourth inning
Triple: Daryl Spencer, Dodgers vs. Cincinnati, April 10, 1962, ninth inning
Home Run: Wally Post, Cincinnati, April 10, 1962, seventh inning, off Johnny Podres
Home Run by a Dodger: Jim Gilliam, April 11, 1962 vs. Cincinnati, third inning off Moe Drabowsky
Home Run Out of Stadium: Willie Stargell, Pittsburgh, Aug. 6, 1969 off Alan Foster
Grand Slam Home Run: Brooks Robinson, Baltimore vs. Angels, May 6, 1962, off Ken McBride
Grand Slam by a Dodger: Willie Davis, July 2, 1962 (1st gm) vs. Cincinnati, 4th inning off Jack Hamilton
Run Scored: Eddie Kasko, Cincinnati, April 10, 1962, first inning
Run Scored by a Dodger: Jim Gilliam, April 10, 1962 vs. Cincinnati, fourth inning
Run Batted In: Vada Pinson, Cincinnati, April 10, 1962, first inning (single)
RBI by a Dodger: Ron Fairly, April 10, 1962, fourth inning (two-run double)
Base on Balls: Tommy Harper, Cincinnati, April 10, 1962, second inning
Base on Balls by a Dodger: John Roseboro, April 10, 1962, second inning
Strikeout: Gordy Coleman, Cincinnati, April 10, 1962, by Johnny Podres, second inning
Strikeout by a Dodger batter: Daryl Spencer, April 10, 1962, by Bob Purkey, Cincinnati, seventh inning
Pinch Hit: Tim Harkness, Dodgers, April 10, 1962, eighth inning (groundout)
Pinch Hit: Andy Carey, Dodgers, April 10, 1962, ninth inning (single)
Sacrifice bunt: Cookie Rojas, Cincinnati, April 10, 1962, first inning
Sacrifice fly: Gordy Coleman, Cincinnati, April 11, 1962
Stolen Base: John Roseboro, Dodgers vs. Cincinnati, April 11, 1962
Double Play: Dodgers, April 10, 1962, First Inning (Maury Wills to Jim Gilliam to Ron Fairly)
Hit Batsman: John Roseboro, Dodgers vs. Cincinnati, April 10, 1962 (by Bill Henry)
No-Hitter: Bo Belinsky, Los Angeles Angels, May 5, 1962 vs. Baltimore, 2-0
No-Hitter by a Dodger: Sandy Koufax, June 30, 1962 vs. New York Mets, 5-0
Perfect Game: Sandy Koufax, Sept. 9, 1965 vs. Chicago Cubs, 1-0
No-Hitter by an Opponent: Dennis Martinez, Montreal, July 28, 1991, perfect game, 2-0
Shutout: Jim Kaat, Minnesota vs. Los Angeles Angels, April 22, 1962, 5-0
Shutout by a Dodger: Sandy Koufax, June 18, 1962 vs. St. Louis, 1-0
Shutout by an Opponent: Al McBean, Pittsburgh, April 29, 1962 (second game), 1-0
Wild Pitch: Sandy Koufax, Dodgers vs. Cincinnati, April 11, 1962
Balk: Moe Drabowsky, Cincinnati, April 11, 1962
Hit by a Pitcher: Johnny Podres, Dodgers, April 10, 1962, fifth inning (double)
Extra-Inning Game: April 19, 1962, 12 innings, Los Angeles Angels 6, Kansas City Athletics 4
Extra-Inning Dodger Game: May 1, 1962, 16 innings, Dodgers 6, Chicago Cubs 5
World Series Game: Dodgers vs. New York Yankees, Oct. 5, 1963 (Game 3, Dodgers win, 1-0)
NLCS Game: Dodgers vs. Pittsburgh, Oct. 8, 1974 (Game 3, Pirates win, 7-0)
Division Series Game: Dodgers vs. Houston, Oct. 9, 1981 (Game 3, Dodgers win, 6-1)
Rainout: April 14, 1963, Los Angeles Angels vs Chicago White Sox
Dodger rainout: April 21, 1967, vs. St. Louis
Doubleheader: April 29, 1962, Dodgers swept by Pittsburgh
Exhibition game: April 6, 1963, Dodgers vs. Los Angeles Angels
Interleague game: June 17, 1997, Dodgers 4, Anaheim Angels 3



Los Angeles Dodgers Home/Road Attendance Totals

| Year | Home | Road | Totals | Year | Home | Road | Totals |
|------|------------|-----------|-----------|------------------------|--------------------|------------------|------------------|
| 1958 | 1,845,556 | 1,160,807 | 3,006,363 | 1989 | 2,944,653 | 2,169,018 | 5,113,671 |
| 1959 | #2,071,045 | 1,294,229 | 3,365,274 | 1990 | #3,002,396 | 2,116,857 | 5,119,253 |
| 1960 | #2,253,887 | 1,380,121 | 3,634,008 | 1991 | #3,348,170 | 2,487,408 | 5,835,578 |
| 1961 | #1,804,250 | 1,249,762 | 3,054,012 | 1992 | #4,373,266 | 2,193,909 | 4,667,175 |
| 1962 | #2,755,184 | 1,593,665 | 4,348,849 | 1993 | 3,170,393 | 2,663,857 | 4,834,250 |
| 1963 | #2,538,602 | 1,834,842 | 4,373,444 | 1994 | 2,279,355 | 2,068,070 | 4,347,425 |
| 1964 | #2,228,751 | 1,562,734 | 3,791,485 | 1995 | 2,766,251 | 1,917,189 | 4,683,440 |
| 1965 | #2,553,577 | 1,918,669 | 4,472,246 | 1996 | 3,188,454 | 2,371,007 | 5,559,461 |
| 1966 | #2,617,029 | 2,141,212 | 4,758,241 | 1997 | 3,319,504 | 2,579,741 | 5,899,245 |
| 1967 | 1,664,362 | 1,363,072 | 3,027,434 | 1998 | 3,089,201 | 2,641,382 | 5,730,583 |
| 1968 | 1,581,093 | 2,221,463 | 3,802,556 | 1999 | 3,095,346 | 2,621,265 | 5,716,611 |
| 1969 | 1,784,527 | 1,452,790 | 3,237,317 | 2000 | 3,010,819 | 2,678,742 | 5,689,561 |
| 1970 | 1,697,142 | 1,337,513 | 3,034,655 | 2001 | 3,017,502 | 2,665,572 | 5,683,254 |
| 1971 | 2,064,594 | 1,612,455 | 3,677,047 | 2002 | 3,131,255 | 2,450,537 | 5,581,792 |
| 1972 | 1,860,858 | 1,440,746 | 3,301,604 | 2003 | 3,138,262 | 2,323,141 | 5,461,767 |
| 1973 | #2,136,192 | 1,533,268 | 3,669,460 | 2004 | %3,488,826 | 2,578,981 | 6,067,264 |
| 1974 | #2,632,474 | 1,856,296 | 4,488,770 | 2005 | %3,603,646 | 2,638,150 | 6,241,996 |
| 1975 | #2,539,349 | 1,702,151 | 4,241,499 | 2006 | %3,758,545 | 2,386,375 | 6,144,920 |
| 1976 | 2,386,301 | 1,524,059 | 3,910,360 | 2007 | %3,857,036 | 2,527,958 | 6,384,994 |
| 1977 | #2,955,087 | 1,974,298 | 4,929,385 | 2008 | 3,370,750 | 2,811,534 | 6,542,284 |
| 1978 | #3,347,845 | 2,146,359 | 5,494,204 | 2009 | #3,761,651 | 2,717,268 | 6,478,919 |
| 1979 | #2,860,954 | 2,081,745 | 4,942,699 | 2010 | 3,562,320 | 2,704,713 | 6,267,033 |
| 1980 | #3,249,287 | 2,062,369 | 5,311,656 | 2011 | 2,934,808 | 2,606,282 | 5,541,636 |
| 1981 | #2,381,292 | 1,210,884 | 3,592,176 | 2012 | 3,324,246 | 2,611,207 | 5,935,453 |
| 1982 | #3,808,881 | 2,250,191 | 5,859,072 | 2013 | #3,743,527 | 2,863,366 | 6,606,893 |
| 1983 | #3,510,313 | 2,237,213 | 5,747,526 | 2014 | #3,782,337 | 2,740,259 | 6,522,596 |
| 1984 | #3,134,824 | 1,934,559 | 5,069,383 | 2015 | #3,764,812 | 2,796,585 | 6,561,400 |
| 1985 | #3,264,593 | 1,941,348 | 5,205,941 | 2016 | #3,703,315 | 2,669,701 | 6,373,013 |
| 1986 | #3,023,208 | 2,076,744 | 5,099,954 | 2017 | #3,765,856 | 2,719,921 | 6,485,777 |
| 1987 | 2,797,409 | 2,120,811 | 4,918,220 | 2018 | *#3,857,500 | 2,680,703 | 6,538,203 |
| 1988 | 2,980,262 | 2,155,348 | 5,135,610 | 2019 | #3,974,309 | 2,707,620 | 6,681,929 |
| | | | | Coliseum (1958-61) | 7,974,738 | | |
| | | | | Dodger Stadium (1962-) | 173,742,122 | | |
| | | | | Totals | 181,716,860 | | |

% Led National League in home attendance # Led Major League Baseball in home attendance
 * The 1980 and 2018 attendance totals both include a one-game playoff and the 1962 total includes two playoff games. Bold indicates all-time Dodger high. The attendance totals do not include playoff series. The 1972 season began late due to a players' strike, as the Dodgers had just 75 home games. The 1981 season was interrupted on June 12 by a players' strike, as the team had just 56 home games. The 1994 season was cut short on Aug. 12 by a players' strike. The 1995 season began late due to the 1994-95 players' strike.

Club-By-Club Series Attendance Records

| NL Clubs | 2-Game Series | 3-Game Series | 4-Game Series | AL Clubs | 2-Game Series | 3-Game Series |
|---------------|----------------------|-----------------------|-----------------------|-------------|----------------------|-----------------------|
| Arizona | 106,296 (7/2-3/19) | 153,840 (9/14-16/07) | 205,195 (7/31-8/3/08) | Baltimore | --- | 133,650 (7/4-6/16) |
| Atlanta | 95,783 (9/29-39/82) | 156,040 (5/13-15/05) | 202,997 (8/5-8/83) | Boston | --- | 151,064 (8/5-7/16) |
| Chicago | 96,686 (8/11-12/97) | 158,901 (8/8-10/03) | 199,561 (8/20-23/09) | Chicago | 98,798 (8/15-16/17) | 139,146 (6/15-17/12) |
| Cincinnati | 106,121 (5/17-18/76) | 158,580 (5/27-29/77) | 207,618 (8/8-11/77) | Cleveland | --- | 142,126 (6/30-7/2/14) |
| Colorado | 83,434 (4/18-19/17) | 160,058 (10/2-4/09) | 208,169 (9/7-10/17) | Detroit | 95,918 (4/8-9/14) | 135,452 (5/21-23/10) |
| Miami | 81,097 (6/7-8/93) | 153,718 (7/19-21/19) | 197,395 (7/10-13/08) | Houston | 94,446 (7/10-11/80) | 157,345 (8/3-5/18) |
| Milwaukee | 67,457 (7/18-19/01) | 156,155 (8/25-27/17) | 179,224 (6/16-19/16) | Kansas City | --- | 134,766 (7/7-9/17) |
| New York | 72,160 (7/24-25/77) | 151,606 (5/15-17/81) | 201,969 (7/19-22/07) | LA Angels | 107,456 (7/23-24/19) | 168,000 (6/15-17/07) |
| Philadelphia | 90,278 (5/6-7/77) | 162,221 (8/6-8/04) | 194,725 (6/27-30/13) | Minnesota | --- | 143,098 (7/24-26/17) |
| Pittsburgh | 82,290 (8/1-2/62) | 159,153 (6/23-25/06) | 187,621 (5/29-6/1/14) | New York | 105,460 (7/30-31/13) | 168,000 (6/25-27/10) |
| San Diego | 104,922 (4/13-14/76) | 160,330 (4/13-15/07) | 219,124 (9/15-18/06) | Oakland | 101,970 (7/28-29/15) | 137,935 (6/16-18/09) |
| San Francisco | 106,429 (6/10-11/63) | 168,000 (7/31-8/2/07) | 218,948 (8/29-9/1/63) | Seattle | 107,851 (8/30-31/97) | 150,948 (6/26-28/09) |
| St. Louis | 83,139 (6/10-11/96) | 162,376 (5/21-23/99) | 195,432 (6/26-29/14) | Tampa Bay | 96,916 (9/17-18/19) | 157,486 (8/9-11/13) |
| Washington | 77,048 (6/18-19/01) | 152,416 (4/20-22/18) | 185,698 (5/9-12/19) | Texas | 89,883 (6/17-18/15) | 99,256 (6/7-9/99) |
| | | | | Toronto | --- | 153,429 (6/8-10/07) |

Dodger Stadium Series Highs

| 2-Game Series | | | 4-Game Series | | |
|---------------|---------|-----------------------------|---------------|---------|------------------------------|
| 1. | 107,851 | Mariners Aug. 30-31, 1997 | 1. | 219,124 | Padres Sept. 15-18, 2006 |
| 2. | 107,456 | Angels July 23-24, 2019 | 2. | 218,948 | Giants Aug. 29-Sept. 1, 1963 |
| 3. | 106,429 | Giants June 10-11, 1963 | 3. | 214,643 | Giants Sept. 3-6, 1962 |
| 4. | 106,121 | Reds May 17-18, 1976 | 4. | 208,169 | Rockies Sept. 7-10, 2017 |
| 5. | 105,460 | Yankees July 30-31, 2013 | 5. | 207,618 | Reds Aug. 8-11, 1977 |
| 3-Game Series | | | Big Weekends | | |
| 1. | 168,000 | Yankees June 25-27, 2010 | 1. | 168,000 | Yankees June 25-27, 2010 |
| 1. | 168,000 | Giants July 31-Aug. 2, 2007 | 1. | 168,000 | Angels June 15-17, 2007 |
| 1. | 168,000 | Angels June 15-17, 2007 | 3. | 166,904 | Angels May 19-21, 2006 |
| 4. | 166,904 | Angels May 19-21, 2006 | 4. | 165,240 | Yankees June 18-20, 2004 |
| 5. | 166,607 | Giants Sept. 19-21, 2008 | 5. | 164,685 | Giants Aug. 30-Sept. 1, 1963 |

Dodger Stadium Rainouts

The Dodgers have played 1,618 games at Dodger Stadium without a rainout, which is the all-time club record. A full list of Dodger Stadium rainouts is below:

- April 21, 1967 vs. St. Louis
- April 12, 1976 vs. San Diego
- Sept. 10, 1976 vs. Atlanta
- Sept. 11, 1976 vs. Atlanta
- May 8, 1977 vs. Philadelphia
- May 9, 1977 vs. Philadelphia
- Aug. 17, 1977 vs. S.F.
- April 15, 1978 vs. Atlanta
- Sept. 5, 1978 vs. S.F.
- April 11, 1982 vs. San Diego
- Aug. 18, 1983 vs. New York
- Sept. 24, 1986 vs. San Diego
- April 19, 1988 vs. San Diego
- April 20, 1988 vs. San Diego
- April 21, 1988 vs. San Diego
- April 11, 1999 vs. Colorado
- April 17, 2000 vs. Houston

Los Angeles Attendance Highlights

Record At The Turnstile: In 2019, the Dodgers set a single-season franchise attendance record with 3,974,309 (49,066 average) in 81 home dates, which included 28 sellouts. The attendance mark led Major League Baseball, the seventh consecutive year the Dodgers have done so, and represented the 10th largest single-season mark in Major League history (third largest in NL history). It marked the second consecutive year that the Dodgers established a single-season attendance record after drawing 3,857,500 in 82 home dates in 2018 (47,042 average). Los Angeles also led MLB in combined home/road attendance, drawing 6,681,929.

MLB Leaders: Since moving to Los Angeles in 1958, the Dodgers have led the National League in attendance 34 times, including posting the highest attendance in the Majors in 30 of those 34 years (see previous page for individual seasons). Los Angeles has led the Majors in attendance for the last seven seasons since 2013.

Sellouts: The Dodgers established a club record with 37 sellouts in 1983.

Largest Single-Game Crowd: The Dodgers drew 57,097 fans on April 13, 2009 for an 11-1 Opening Day victory over the Giants, the largest regular season crowd in Dodger Stadium history and one of three times that the club has drawn more than 56,000 at Chavez Ravine (also: March 31, 2011 vs. SF, Aug. 21, 2012 vs. SF).

Largest Single-Game Postseason Crowd: During the postseason, the largest Dodger Stadium crowd is 56,800 - done three times during the 2008 NLCS vs. Philadelphia - Oct. 12, 13, 15.

Over Three Million: The Dodgers hold the Major League record for drawing more than three million fans on 32 occasions, while also topping the big leagues in number of times topping 2.5 million (45). Los Angeles has surpassed 2 million fans for an MLB record 46 consecutive seasons.

Turnstiles: The Dodgers established a then-Major League record when they drew 3,608,881 fans in 1982. The NL implemented a new attendance counting system in 1993, and the Rockies recorded the largest single-season total in Major League history with 4,483,350 fans in their first Major League season. Through the 1992 season, attendance figures in the NL were counted by the number of fans in attendance and the AL counted total tickets sold. Both leagues - currently count total tickets sold.

For The Record Book: On May 7, 1959, the Dodgers and Yankees played before an exhibition crowd of 93,103 at the Los Angeles Coliseum in honor of Roy Campanella, the highest single-game attendance mark for a Major League game.

World's Greatest: The Dodgers in 2005 were honored by the Guinness Book of World Records as having the "Highest Cumulative Attendance for a Baseball Franchise" dating back to 1901.

Top 20 NL Attendance Marks

| TEAM (YEAR) | TOTAL |
|-------------------------------|------------------|
| 1. Colorado (1993) | 4,483,350 |
| 2. New York (2008) | 4,042,045 |
| 3. Los Angeles (2019) | 3,974,309 |
| 4. Colorado (1996) | 3,891,014 |
| 5. Colorado (1997) | 3,888,453 |
| 6. Atlanta (1993) | 3,884,720 |
| 7. Los Angeles (2018) | 3,857,500 |
| 8. Los Angeles (2007) | 3,857,036 |
| 9. New York (2007) | 3,853,949 |
| 10. Colorado (1998) | 3,789,347 |
| 11. Los Angeles (2014) | 3,782,337 |
| 12. Los Angeles (2017) | 3,765,856 |
| 13. Los Angeles (2015) | 3,764,815 |
| 14. Los Angeles (2009) | 3,761,651 |
| 15. Los Angeles (2006) | 3,758,545 |
| 16. Los Angeles (2013) | 3,743,527 |
| 17. Los Angeles (2008) | 3,730,750 |
| 18. Los Angeles (2016) | 3,703,312 |
| 19. Philadelphia (2011) | 3,608,718 |
| 20. Philadelphia (2010) | 3,647,249 |

Campo Las Palmas

The Dodgers were the first MLB club to establish a baseball academy in the Dominican Republic when they first opened the doors of Campo Las Palmas in 1987. Former Dodger President Peter O'Malley and former Dodger Scout and Vice President Ralph Avila arranged for the Dodgers to purchase land in San Antonio de Guerra on which Campo Las Palmas was constructed. The Dodgers, under ownership by Mark Walter and Guggenheim Baseball Management, expanded the campus with the purchase of a neighboring parcel and the total complex is now 70 acres.



Campo Las Palmas celebrated its 30th anniversary in 2017 with extensive improvements and an expansion of the state-of-the-art facility. In 1987, the original facility consisted of four structures, which has now grown to 10 buildings of nearly 100,000 total square feet following the 2017 expansion. The newly renovated Campo Las Palmas houses 96 players, 19 coaches and support staff, while training facilities include three and one-half fields, a covered batting cage large enough to accommodate infield practice, a mile running track, conditioning and weight room and training areas within the clubhouse.




Designed to expand the campus qualities of the original complex and encourage continuing education during time in camp, new buildings at Campo Las Palmas feature four classrooms, a quiet room and a social area for players. Additional updates include the Jackie Robinson Hall which functions as a movie house that uses English-language films as part of language learning and is a place where players can spend time with their families when they visit Campo Las Palmas. A community field for little league play is near the entrance, and fruit trees and a vegetable garden near the new kitchen mark the team's commitment to nutrition.

Camelback Ranch - Glendale



Camelback Ranch-Glendale (CR-G) is in its 12th season (opened in 2009) as the Spring Training home of the Dodgers and White Sox this year. CR-G is one of the largest stadiums in the Cactus League and features unique grounds that include picturesque walking trails, a five-acre lake and an orange grove – a nod to the Dodgers' previous spring home in Vero Beach, FL, where they trained for 61 years. The CR-G campus has become home for all Dodger minor league operations throughout the year, including the franchise's teams in the



CR-G Notes

Architect: HKS, Dallas
Groundbreaking: Nov. 5, 2007
First Game: March 1, 2009 vs CWS

Rookie-level Arizona League, Fall Instructional League and Arizona Fall League.

The award-winning stadium offers more than 10,300 fixed seats and grass seating for 3,000-plus fans. An orange grove – a touch of Dodgertown, Southern California and Arizona – is located beyond the left-field wall of replica Dodger Stadium.

The Dodgers set a CR-G total attendance record in 2017, with 165,911 in 17 home dates.

The club's record for average attendance was set in 2016, when the club hosted 155,841 fans in 15 home dates (average of 10,389).

Dodgertown In Vero Beach

Dodgertown in Vero Beach was the Spring Training home of the Dodgers for 61 years from 1948-2008 and home to some of the most memorable players and personalities of both Brooklyn and Los Angeles lore. The personalized street signs within the complex honored such Hall of Famers as Jackie Robinson, Sandy Koufax, Roy Campanella, Duke Snider, Pee Wee Reese, Don Drysdale, Tommy Lasorda, Walter Alston, Don Sutton, Vin Scully and Jaime Jarrin.

The Dodgers first set up camp at the invitation of a local businessman, Bud Holman, after the city needed a tenant to occupy a former World War II Naval Air Station. The club brought its minor league operations to Vero Beach in 1948, and in 1952 Dodger President Walter O'Malley and New York-based architect Emil Praeger decided to build an intimate-style stadium with unobstructed views.

"Holman Stadium," named by O'Malley after Bud Holman, was officially dedicated on March 11, 1953. The camp became the most unique baseball training facility in the country, a destination for international baseball visitors. The complex also grew into six practice fields, four indoor batting and pitching tunnels, a pool, tennis court and more.

On March 17, 2008, the final Spring Training contest took place at Holman Stadium and at its conclusion, the Dodgers formed a "bat tunnel" for Hall of Famer Tommy Lasorda as he walked off the field for the final time in Vero Beach. In November 2014, Historic Dodgertown - Vero Beach was designated as a "Florida Heritage Landmark" and a Historical Marker was unveiled on the property.



Dodger Spring Training Record

| YEAR | W-L-T | ATTEND. (# G) | YEAR | W-L-T | ATTEND. (# G) | YEAR | W-L-T | ATTEND. (# G) |
|------|---------|---------------|------|-------------|---------------|-------|------------|--|
| 1958 | 15-16-0 | 9,218 (3) | 1980 | 10-7-1 | 59,629 (9) | 2002 | 12-17-4 | 66,318 (15) |
| 1959 | 12-10-0 | 11,022 (4) | 1981 | 12-14-0 | 55,342 (12) | 2003 | 15-15-1 | 53,699 (14) |
| 1960 | 12-10-0 | 10,080 (4) | 1982 | 12-12-0 | 59,573 (11) | 2004 | 12-22-0 | 64,414 (15) |
| 1961 | 13-15-0 | --- | 1983 | 11-17-0 | 65,815 (13) | 2005 | 14-14-3 | 62,582 (16) |
| 1962 | 18-12-0 | 13,461 (5) | 1984 | 13-13-0 | 62,739 (11) | 2006 | 15-13-5 | 72,478 (17) |
| 1963 | 12-15-0 | 18,214 (6) | 1985 | 16-11-0 | 70,939 (13) | 2007 | 17-16-1 | 76,899 (15) |
| 1964 | 9-16-0 | 17,515 (6) | 1986 | 12-16-1 | 84,428 (15) | 2008 | 11-18-4 | 90,913 (14) |
| 1965 | 17-11-0 | 20,507 (7) | 1987 | 12-15-0 | 72,491 (12) | 2009 | 15-22-0 | 131,134 (14) |
| 1966 | 10-16-0 | 10,407 (4) | 1988 | 21-11-0 | 72,899 (15) | 2010 | 11-17-2 | 124,501 (14) |
| 1967 | 11-16-0 | 16,244 (7) | 1989 | 16-16-0 | 78,903 (14) | 2011 | 14-21-1 | 103,114 (15) |
| 1968 | 14-13-0 | 14,018 (5) | 1990 | 8-4-0 | 22,640 (5) | 2012 | 15-15-4 | 121,769 (15) |
| 1969 | 12-13-0 | 9,531 (10) | 1991 | 15-18-0 | 84,551 (13) | 2013 | 13-20-3 | 133,460 (17) |
| 1970 | 17-8-0 | 15,113 (8) | 1992 | 12-18-0 | 85,332 (14) | 2014 | 7-12-5 | 114,402 (12) |
| 1971 | 13-9-0 | 17,648 (10) | 1993 | 13-16-1 | 55,031 (12) | 2015 | 16-11-8 | 147,066 (15) |
| 1972 | 10-7-0 | 14,437 (6) | 1994 | 15-15-0 | 75,987 (13) | 2016 | 13-17-3 | 155,841 (15) |
| 1973 | 15-12-0 | 17,639 (7) | 1995 | *21/7-8/5-0 | 47,228 (21) | 2017 | 18-17-2 | 165,911 (17) |
| 1974 | 17-7-0 | 20,355 (7) | 1996 | 17-9-0 | 62,066 (13) | 2018 | 17-15-1 | 152,305 (15) |
| 1975 | 19-9-0 | 31,478 (9) | 1997 | 13-11-1 | 61,991 (13) | 2019 | 14-15-3 | 141,687 (15) |
| 1976 | 10-3-0 | 17,458 (5) | 1998 | 18-10-1 | 56,941 (14) | Total | 842-819-58 | |
| 1977 | 17-7-0 | 33,617 (9) | 1999 | 21-9-1 | 65,191 (13) | | | Home attendance does not include games played at Dodger Stadium. |
| 1978 | 10-14-0 | 45,256 (10) | 2000 | 12-18-0 | 69,593 (16) | | | N/A – Not available |
| 1979 | 13-10-0 | 52,935 (10) | 2001 | 18-13-2 | 56,398 (13) | | | *March 2 - April 1/April 13-24 |

Dodger Spring Training Sites

| | | | | | |
|---------|-------------------|---------|------------------|--------------|-----------------------|
| 1901 | Charlotte, NC | 1919-20 | Jacksonville, FL | 1941-42 | Havana, Cuba |
| 1902-06 | Columbia, SC | 1921 | New Orleans, LA | 1943-45 | Bear Mountain, NY |
| 1907-09 | Jacksonville, FL | 1922 | Jacksonville, FL | 1946 | Daytona Beach, FL |
| 1910-12 | Hot Springs, AR | 1923-32 | Clearwater, FL | 1947 | Havana, Cuba |
| 1913-14 | Augusta, GA | 1933 | Miami, FL | 1948 | Ciudad Trujillo, D.R. |
| 1915-16 | Daytona Beach, FL | 1934-35 | Orlando, FL | 1948-2008 | Vero Beach, FL |
| 1917-18 | Hot Springs, AR | 1936-40 | Clearwater, FL | 2009-present | Glendale, AZ |



LEGENDS
of DODGER BASEBALL

DON NEWCOMBE
1952
1955

STEVE GARVEY
1962
1963

FERNANDO VALENZUELA
1965
1966

INAUGURAL CLASS

WELCOME TO DODGER STADIUM

Les Angeles Dodgers

1955 1963 1965 1988

WORLD CHAMPIONS

DODGER STADIUM
LEFT FIELD · FIELD LEVEL

PLAYER DEVELOPMENT



The Two-Time Branch Rickey Minor League Player of Year honoree and the 2019 Baseball America Minor League Player of the Year Gavin Lux representing the United States in the Sirius XM Futures Game at Progressive Field in Cleveland

Dodger Minor League Partners' Coaching Staffs



Oklahoma City Dodgers

Triple-A Pacific Coast League

6th Season as Dodger Affiliate
2019: 62-77, 4th PCL American Southern

Manager: Travis Barbary
Pitching Coach: Bill Simas
Hitting Coach: Manny Burriss
Coach: Mark Kertenian



Tulsa Drillers

Double-A Texas League

6th Season As Dodger Affiliate
2019: 78-61, 2nd TL North

Manager: Scott Hennessey
Pitching Coach: Dave Borkowski
Hitting Coach: Brett Pill
Coach: Jeremy Rodriguez



Rancho Cucamonga Quakes

Single-A California League

10th Season As Dodger Affiliate
2019: 81-57, 1st CL South

Manager: Austin Chubb
Pitching Coach: Ryan Dennick
Hitting Coach: Dustin Kelly
Coach: Jason Bourgeois



Great Lakes Loons

Single-A Midwest League

14th season as Dodger Affiliate
2019: 81-55, 1st ML Eastern

Manager: John Shoemaker
Pitching Coach: Stephanos Stroop
Hitting Coach: Seth Connor
Coach: Elian Herrera



Ogden Raptors

Rookie-advanced Pioneer League

17th season as Dodger Affiliate
2019: 54-22, 1st PL South

Manager: Anthony Cappuccilli
Pitching Coach: Dean Stiles
Hitting Coach: Dylan Nasiatka
Coach: Johan Garcia



AZL Dodgers Mota/Lasorda

Rookie-level Arizona League

2019 (Mota): 33-23, 1st AZL West
2019 (Lasorda): 27-29, 3rd AZL Central

Managers: Jair Fernandez/Danny Dorn
Pitching Coaches: Rob Ellis/Ramon Troncoso
Hitting Coaches: Jarek Cunningham/
Keith Beauregard/David Popkins
Coaches: Chris Gutierrez/Pedro Montero



DSL Dodgers Shoemaker/Bautista

Rookie-level Dominican League

2019 (Shoemaker): 35-34 3rd DSL North
2018 (Bautista): 37-32, 3rd DSL Northwest

Managers: Cordell Hipolito/ Fumi Ishibashi
Pitching Coaches: Andres Urbina/
Roberto Giron/ Hector Rodriguez
Hitting Coaches: Johermyn Chaves/
Brady Conlan/Sergio Mendez
Coaches: Dunior Zerpa/ Leury Bonilla

Dodger Organization League Champions 1958-2019

| Year | Team (League) | Manager | Year | Team (League) | Manager |
|------|-------------------------------|-----------------|------|-------------------------------|------------------|
| 1958 | Macon (South Atlantic) | Danny Ozark | 1987 | Albuquerque (Pacific Coast) | Terry Collins |
| | Montreal (International) | Clay Bryant | | Sarasota (Gulf Coast) | Joe Alvarez |
| 1959 | Green Bay (Three - I) | Stan Wasiak | 1988 | Great Falls (Pioneer) | Tim Johnson |
| 1960 | Atlanta (Southern Assn) | Rube Walker | | Santo Domingo (Dominican) | Elvio Jimenez |
| | Reno (California) | Tom Saffell | 1989 | Bakersfield (California) | Tim Johnson |
| | Spokane (Pacific Coast) | Preston Gomez | | Great Falls (Pioneer) | Joe Vavra |
| 1961 | Great Falls (Pioneer) | Albert Ronning | | Santo Domingo (Dominican) | Teddy Martinez |
| | Reno (California) | Roy Smalley | 1990 | Albuquerque (Pacific Coast) | Kevin Kennedy |
| 1964 | Salisbury (Western Carolinas) | George Scherger | | Great Falls (Pioneer) | Joe Vavra |
| 1965 | Albuquerque (Texas) | Roy Hartsfield | | Kissimmee (Gulf Coast) | Ivan DeJesus |
| 1966 | Ogden (Pioneer) | Tommy Lasorda | | Vero Beach (Florida State) | Joe Alvarez |
| | Tri-City (Northwest) | Duke Snider | 1992 | La Vega (Dominican) | Antonio Bautista |
| 1967 | Albuquerque (Texas) | Duke Snider | 1993 | La Vega (Dominican) | Antonio Bautista |
| | Ogden (Pioneer) | Tommy Lasorda | 1994 | Albuquerque (Pacific Coast) | Rick Dempsey |
| 1968 | Ogden (Pioneer) | Tommy Lasorda | 1995 | San Bernardino (California) | Ron Roenicke |
| | Tri-City (Northwest) | Don LeJohn | 1996 | La Romana (Dominican) | Antonio Bautista |
| 1969 | Ogden (Pioneer) | Ray Malgradi | | Savannah (South Atlantic) | John Shoemaker |
| | Rogue Valley (Northwest) | Bill Berrier | | Yakima (Northwest) | Joe Vavra |
| 1970 | Albuquerque (Texas) | Del Crandall | 1997 | La Romana (Dominican) | Jose Salado |
| | Bakersfield (California) | Don LeJohn | | San Antonio (Texas) | Ron Roenicke |
| | Spokane (Pacific Coast) | Tommy Lasorda | 1999 | San Bernardino (California) | Rick Burleson |
| 1972 | Albuquerque (Pacific Coast) | Tommy Lasorda | 2000 | San Bernardino (California) | Dino Ebel |
| | El Paso (Texas) | Monty Basgall | | Santo Domingo (Dominican) | Pedro Mega |
| 1977 | Lethbridge (Pioneer) | Gail Henley | | Yakima (Northwest) | Butch Hughes |
| | Lodi (California) | Stan Wasiak | 2001 | Jacksonville* (Southern) | John Shoemaker |
| 1978 | Albuquerque (Pacific Coast) | Del Crandall | 2002 | Great Falls (Pioneer) | Dann Bilardello |
| 1979 | Lethbridge (Pioneer) | Gail Henley | 2005 | Jacksonville (Southern) | John Shoemaker |
| 1980 | Albuquerque (Pacific Coast) | Del Crandall | 2011 | AZL Dodgers (Arizona) | Jody Reed |
| | Lethbridge (Pioneer) | Gail Henley | 2015 | Rancho Cucamonga (California) | Bill Haselman |
| 1981 | Albuquerque (Pacific Coast) | Del Crandall | 2016 | Great Lakes (Midwest) | Gil Velazquez |
| | Lodi (California) | Terry Collins | 2017 | Ogden (Pioneer) | Mark Kertenian |
| 1982 | Albuquerque (Pacific Coast) | Del Crandall | | DSL Dodgers 1 (DSL) | Austin Chubb |
| 1983 | Bradenton (Gulf Coast) | Gary LaRocque | 2018 | Tulsa (Texas) | Scott Hennessey |
| | Vero Beach (Florida State) | Stan Wasiak | | Rancho Cucamonga (California) | Drew Saylor |

*co-champions

Dodgers' All-Time Minor League Records

Batting Records:

Career

| | |
|------------------------------------|-------|
| Games | 1,252 |
| Norm Larker (1949-57) | 4,571 |
| Runs | 740 |
| Norm Larker (1949-57) | 1,362 |
| Norm Larker (1949-57) | 271 |
| Norm Larker (1949-57) | 74 |
| Bert Hamric and Charlie Neal | 208 |
| Home Runs | 681 |
| Jim Gentile (1952-59) | 304 |
| RBI | |
| Norm Larker (1949-57) | |
| Stolen Bases | |
| Wayne Kirby | |

Single Season

| | |
|--|------|
| Batting Average | .436 |
| Fran Bonair (1957, Reno) | .147 |
| Games | 637 |
| Tom Paciorek (1972, Albuquerque) | |
| At-Bats | |
| Jasper Spears (1955, St.Paul) | 162 |
| Runs | |

| | |
|--|------|
| Tom Humber (1947, Great Falls) | 216 |
| Hits | .54 |
| Willie Davis (1960, Spokane) | 26 |
| Doubles | .44 |
| Delwyn Young (2007, Las Vegas) | 153 |
| Triples | .727 |
| Willie Davis (1960, Spokane) | 535 |
| Home Runs | 120 |
| Greg Brock (1982, Albuquerque) | 184 |
| Phil Hiatt (2001, Las Vegas) | |
| On-Base Percentage | |
| RBI | |
| William Gabler (1951, Santa Barbara) | |
| Slugging Percentage | |
| Phil Hiatt (2001, Las Vegas) | |
| On-Base Percentage | |
| Ray Perry (1954, Bakersfield) | |
| Stolen Bases | |
| Alan Wiggins (1980, Lodi) | |
| Walks | |
| Ray Perry (1954, Bakersfield) | |

Pitching Records:

| | |
|-------------------|---------|
| Career | |
| Games | 328 |
| Jose Garcia | 1,837.0 |
| Innings | |
| Bill Harris | 133 |
| Wins | |
| Bill Harris | |

| | |
|-------------------|-------|
| Losses | .97 |
| Bill Harris | |
| Strikeouts | 1,029 |
| Bill Harris | |

Single Season

| | |
|--|-------|
| Games | 75 |
| Dan Ricabal (1997, Vero Beach) | .34 |
| Games Started | 29 |
| Ralph Mauriello (1955, Mobile) | 26 |
| Complete Games | 18 |
| Bill Harris (1952, Miami) | 909 |
| Wins | 26 |
| Larence Manier (1951, Great Falls) | 18 |
| Losses | 34 |
| Jack Banta (1945, Montreal) | 909 |
| Winning Percentage | 1.42 |
| Geoff Zahn (1972, Albuquerque) | 294.0 |
| Ken Howell (1988, Albuquerque) | 301 |
| Earned Run Average | .34 |
| John Van Cuyk (1946, Ft. Worth) | 6 |
| Innings | |
| Bill Harris (1952, Miami) | |
| Strikeouts | |
| Stan Williams (1955, Newport) | |
| Saves | |
| Joe Jacobsen (1995, Vero Beach) | |
| Shutouts | |
| Five Pitchers Tied | |

Branch Rickey Minor League Player and Pitcher Of The Year

| Year | Player of the Year | Pitcher of the Year |
|------|---|---|
| 1989 | Mike Huff, Albuquerque (OF) | Jim Poole, Vero Beach (LHP) |
| 1990 | Henry Rodriguez, San Antonio (OF) | Jamie McAndrew, Bakersfield/San Antonio (RHP) |
| 1991 | Eric Karros, Albuquerque (1B) | Pedro Martinez, San Antonio/Albuquerque (RHP) |
| 1992 | Mike Piazza, San Antonio/Albuquerque (C) | Todd Williams, Bakersfield/San Antonio (RHP) |
| 1993 | Billy Ashley, Albuquerque (OF) | Kip Gross, Albuquerque (RHP) |
| 1994 | Billy Ashley, Albuquerque (OF) | Greg Hansell, Albuquerque (RHP) |
| 1995 | Adam Riggs, San Bernardino (INF) | Gary Rath, San Antonio/Albuquerque (LHP) |
| 1996 | Paul Konerko, San Antonio/Albuquerque (1B) | Billy Neal, Vero Beach (RHP) |
| 1997 | Paul Konerko, Albuquerque (INF) | Dennys Reyes, San Antonio/Albuquerque (LHP) |
| 1998 | Angel Peña, San Antonio (C) | Luke Prokopec, San Bernardino/San Antonio (RHP) |
| 1999 | Chin-Feng Chen, San Bernardino (OF) | Eric Gagné, San Antonio (RHP) |
| 2000 | Joe Thurston, San Bernardino (INF) | Carlos Garcia, San Bernardino (RHP) |
| 2001 | Phil Hiatt, Las Vegas (INF) | Ricardo Rodriguez, Vero Beach (LHP) |
| 2002 | Joe Thurston, Las Vegas (INF) | Edwin Jackson, South Georgia (RHP) |
| 2003 | Franklin Gutierrez, VB/Jacksonville (OF) | Greg Miller, Vero Beach/Jacksonville (LHP) |
| 2004 | Joel Guzman, Vero Beach/Jacksonville (OF) | Chad Billingsley, Vero Beach/Jacksonville (RHP) |
| 2005 | Andy LaRoche, Vero Beach/Jacksonville (IF) | Chad Billingsley, Jacksonville (RHP) |
| 2006 | James Loney, Las Vegas (1B) | Mark Alexander, Jacksonville/Las Vegas (RHP) |
| 2007 | Chin-lung Hu, Jacksonville/Las Vegas (IF) | James McDonald, Inland Empire/Jacksonville (RHP) |
| 2008 | Ivan DeJesus, Jr., Jacksonville (IF) | James McDonald, Jacksonville/Los Angeles (RHP) |
| 2009 | Dee Gordon, Great Lakes (IF) | Scott Elbert, Chattanooga/Albuquerque/Los Angeles (LHP) |
| 2010 | Jerry Sands, Great Lakes/Chattanooga (IF/OF) | Rubby De La Rosa, Great Lakes/Chattanooga (RHP) |
| 2011 | Scott Van Slyke, Chattanooga (IF/OF) | Shawn Tolleson, Great Lakes/Rancho Cucamonga/Chattanooga (RHP) |
| 2012 | Joc Pederson, Rancho Cucamonga (OF) | John Ely, Albuquerque (RHP) |
| 2013 | Scott Schebler, Rancho Cucamonga (OF) | Zach Lee, Chattanooga (RHP) |
| 2014 | Joc Pederson, Albuquerque (OF) | Julio Urias, Rancho Cucamonga (LHP) |
| 2015 | Corey Seager, Rancho Cucamonga/Chattanooga (IF) | Zach Lee, Oklahoma City/Los Angeles (RHP) |
| 2016 | Alex Verdugo, Great Lakes/Rancho Cucamonga (OF) | Brock Stewart, Rancho Cucamonga/Tulsa/Oklahoma City/Los Angeles (RHP) |
| 2017 | Edwin Rios, Great Lakes/Rancho Cucamonga/Tulsa (IF) | Walker Buehler, Rancho Cucamonga/ Tulsa/Oklahoma City/Los Angeles (RHP) |
| 2018 | Keibert Ruiz, Great Lakes/Rancho Cucamonga (C) | Tony Gonsolin, Rancho Cucamonga/Tulsa (RHP) |
| 2019 | Gavin Lux, Rancho Cucamonga/Tulsa (IF) | Josiah Gray, Great Lakes/Rancho Cucamonga/Tulsa |
| 2019 | Gavin Lux, Tulsa/Oklahoma City/Los Angeles (IF) | |

Dodger Prospects Appearing In All-Star Futures Game

| | |
|---|---|
| 1999: OF Chin-Feng Chen (World), RHP Luke Prokopec (World) | 2010: IF Pedro Baez (World), IF Dee Gordon (US) |
| 2000: OF Chin-Feng Chen (World), Randy Dorame (World) | 2011: OF Alfredo Silverio (World) |
| 2001: RHP Ricardo Rodriguez (World) | 2012: LHP Chris Reed (World) |
| 2002: IF Victor Diaz (World), RHP Ricardo Rodriguez (World) | 2013: OF Joc Pederson (US) |
| 2003: OF Franklin Gutierrez (World), RHP Edwin Jackson (US) | 2014: INF Corey Seager (US), LHP Julio Urias (World) |
| 2004: IF Joel Guzman (World), C Koyie Hill (US) | 2015: C Kyle Farmer (US), RHP Juan Gonzalez (World) |
| 2005: IF Andy LaRoche (US), C Russell Martin (World) | 2016: INF Willie Calhoun (US), RHP Jharel Cotton (World) |
| 2006: IF Joel Guzman (World), IF Chin-lung Hu (World) | 2017: OF Alex Verdugo (World), RHP Yadier Alvarez (World) |
| 2007: IF Chin-lung Hu (World)*, LHP Clayton Kershaw (US) | 2018: C Keibert Ruiz (World), OF Yusniel Diaz (World) |
| 2008: IF Ivan DeJesus Jr. (World) | 2019: IF Gavin Lux (US), RHP Dustin May (US) |
| 2009: IF Pedro Baez (World) | * Futures Game MVP |

Dodgers' First-Round Draft Selections

| Year | Player | Pos | Year | Player | Pos | Year | Player | Pos |
|------|-------------------|-----|------|------------------|-----|------|--------------------|-----|
| 1965 | John Wyatt | INF | 1986 | Mike White | OF | 2004 | Scott Elbert | LHP |
| 1966 | Larry Hutton | RHP | 1987 | Dan Opperman | RHP | | Blake DeWitt | 3B |
| 1967 | Don Denbow | INF | 1988 | Bill Bene | RHP | | Justin Orenduff* | RHP |
| 1968 | Bobby Valentine | OF | 1989 | Kiki Jones | RHP | 2005 | Luke Hochevar* | RHP |
| 1969 | Terry McDermott | C | | Tom Goodwin | OF | 2006 | Clayton Kershaw | LHP |
| 1970 | Jim Haller | RHP | | Jamie McAndrew* | RHP | | Bryan Morris* | RHP |
| 1971 | Rick Rhoden | RHP | 1990 | Ronnie Walden | LHP | | Preston Mattingly* | INF |
| 1972 | John Harbin | INF | 1991 | None | | 2007 | Chris Withrow | RHP |
| 1973 | Ted Farr | C | 1992 | Ryan Luzinski* | OF | | James Adkins* | LHP |
| 1974 | Rick Sutcliffe | RHP | | Michael Moore* | C | 2008 | Ethan Martin | RHP |
| 1975 | Mark Bradley | INF | 1993 | Darren Dreifort | RHP | 2009 | Aaron Miller* | LHP |
| 1976 | Mike Scioscia | C | 1994 | Paul Konerko | C | 2010 | Zach Lee | RHP |
| 1977 | Bob Welch | RHP | 1995 | David Yocum | LHP | 2011 | Chris Reed | LHP |
| 1978 | None | | 1996 | Damian Rolls | INF | 2012 | Corey Seager | SS |
| 1979 | Steve Howe | LHP | 1997 | Glenn Davis | 1B | 2013 | Chris Anderson | RHP |
| | Steve Perry | RHP | 1998 | Bubba Crosby | OF | 2014 | Grant Holmes | RHP |
| 1980 | Ross Jones | INF | 1999 | Jason Repko* | INF | 2015 | Walker Buehler | RHP |
| 1981 | Dave Anderson | INF | 2000 | Ben Diggins | RHP | | Kyle Funkhouser* | RHP |
| 1982 | Franklin Stubbs | 1B | 2001 | None | | 2016 | Gavin Lux | SS |
| 1983 | Erik Sonberg | LHP | 2002 | James Loney | 1B | 2017 | Jeren Kendall | OF |
| 1984 | Dennis Livingston | RHP | | Greg Miller* | LHP | 2018 | J.T. Ginn | RHP |
| 1985 | Chris Gwynn | OF | 2003 | Chad Billingsley | RHP | 2019 | Kody Hoese | IF |
| | | | | | | | Michael Busch* | IF |

* First-round supplemental pick

2019 First-Year Player Draft

| Rd. | Overall | Player | School | DOB | POS | B/T | Ht | Wt | Scout |
|-----|---------|--------------------|---------------------------------|----------|------|-----|-------|-----|-----------|
| 1 | 25 | Kody Hoese | Tulane University | 7/13/97 | IF | R/R | 6'4" | 200 | Latino |
| 1 | 31 | Michael Busch | University of North Carolina | 11/9/97 | IF | L/R | 6'0" | 207 | Rosenthal |
| 2 | 78 | Jimmy Lewis | Lake Travis HS (Tx.) | 11/2/00 | RHP | R/R | 6'6" | 200 | Bowers |
| 3 | 102 | Ryan Pepiot | Butler U. | 8/21/97 | RHP | R/R | 6'3" | 215 | Head |
| 4 | 131 | Brandon Lewis | UC Irvine | 10/23/98 | 3B | R/R | 6'3" | 215 | Mayne |
| 5 | 161 | Jack Little | Stanford | 1/10/98 | RHP | L/R | 6'4" | 190 | Kunis |
| 6 | 191 | Aaron Ochsenbein | Eatern Kentucky | 2/29/96 | RHP | R/R | 6'3" | 225 | Lamb |
| 7 | 221 | Nick Robertson | James Madison | 7/16/98 | RHP | R/R | 6'6" | 265 | Murphy |
| 8 | 251 | Ryan Ward | Bryant University | 2/23/98 | OF | L/R | 5'11 | 200 | Pyle |
| 9 | 281 | Alec Gomboa | Fresno CC (Ca.) | 1/17/97 | LHP* | S/L | 6'1" | 205 | Kunis |
| 10 | 311 | Zac Ching | VCU | 5/29/97 | IF | R/R | 5'9" | 180 | Murphy |
| 11 | 341 | Logan Boyer | San Diego State U. | 1/24/98 | RHP | R/R | 6'3" | 215 | Mayne |
| 12 | 371 | Mitchell Tyranski | Michigan State | 9/2/97 | LHP | L/L | 6'2" | 215 | Pyle |
| 13 | 401 | Jacob Cantleberry | Missouri U. | 8/8/97 | LHP | L/L | 6'1" | 180 | Head |
| 14 | 431 | Sean Mellen | Northeastern | 2/20/98 | LHP | L/L | 6'5" | 215 | Pyle |
| 15 | 461 | Joe Vranesh | St. Mary's College | 1/23/98 | OF | R/R | 6'2" | 200 | Kunis |
| 16 | 491 | Andrew Baker | Chipola College | 3/24/00 | RHP | R/R | 6'2" | 185 | -- |
| 17 | 521 | Brandon Wulff | Stanford | 12/19/96 | OF | R/R | 6'1" | 225 | Kunis |
| 18 | 551 | Jeff Belge | St. John's | 12/4/97 | LHP | L/L | 6'5" | 225 | Pyle |
| 19 | 581 | Braidyn Fink | Oklahoma | 3/7/98 | RHP | R/R | 6'1" | 216 | Holliday |
| 20 | 611 | Zack Plunkett | Arkansas | 2/16/96 | RHP | R/R | 6'2" | 225 | Kraft |
| 21 | 641 | Trey LaFleur | J.M. Tate HS (Fl.) | 3/12/01 | OF | L/L | 6'3" | 190 | -- |
| 22 | 671 | Jimmy Titus | Bryant University | 1/25/98 | SS | R/R | 6'1" | 195 | Pyle |
| 23 | 701 | Cyrillo Watson | University of Illinois | 8/10/97 | RHP | R/R | 6'1" | 195 | Head |
| 24 | 731 | Chet Allison | Fresno CC | 4/30/99 | OF | R/R | 6'2" | 215 | Kunis |
| 25 | 761 | Jonny Deluca | Oergon | 7/10/98 | OF | S/R | 5'11" | 196 | Stevens |
| 26 | 791 | Mark Mixon | Miami | 5/22/97 | RHP | R/R | 6'2" | 180 | Colon |
| 27 | 821 | Parker Brahms | Sacramento State | 12/3/97 | RHP | R/R | 6'2" | 209 | -- |
| 28 | 851 | Brenna Milone | Woodstock Hs (Ga.) | 5/6/01 | SS | R/R | 6'1" | 180 | -- |
| 29 | 881 | Breun Jones | Rutherford HS (Nj.) | 10/15/00 | SS | R/R | 6'2" | 180 | Murphy |
| 30 | 911 | Josh Ibarra | Golden West College (Ca.) | 2/4/99 | RHP | R/R | 6'2" | 200 | -- |
| 31 | 941 | Kayle Yates | Dixie HS (Ut.) | 3/20/01 | SS | R/R | 6'0" | 180 | -- |
| 32 | 971 | Danny Sinatro | Washington State | 9/18/87 | CF | L/R | 6'0" | 180 | Stevens |
| 33 | 1001 | Julio Carrion | Chipola College | 12/29/98 | 3B | R/R | 6'2" | 185 | Sargent |
| 34 | 1031 | Francisco Martinez | Puerto Rico Baseball Academy | 5/4/01 | LHP | L/L | 6'1" | 180 | Colon |
| 35 | 1061 | Justin Washington | Savannah State University | 6/19/97 | CF | R/R | 6'4" | 190 | Ball |
| 36 | 1091 | Matthew Kanfer | Pepperdine University | 7/17/97 | RF | R/R | 6'2" | 185 | -- |
| 37 | 1121 | Tres Gonzalez | Mount Vernon Presbyterian (Ga.) | 10/4/00 | CF | L/L | 6'0" | 170 | -- |
| 38 | 1151 | Tyler Ryan | University of Pacific | 5/9/96 | C | R/R | 6'1" | 210 | Kunis |
| 39 | 1181 | Caden MacDonald | Pantego Christian Academy | 8/14/00 | LHP | L/L | 6'1" | 175 | -- |
| 40 | 1211 | Ty Haselman | UCLA | 3/23/98 | C | S/R | 6'2" | 200 | -- |

* Player signed (Bold)

Organizational Players

| Last, First | Pos. | Ht/Wt | B/T | Born | School | Draft/1st Signing | Acquired | 2018 Org. |
|---------------------------|------|----------|-----|--|-------------------------------|-------------------|----------|-----------|
| Acevedo, Axel | RHP | 6-2/170 | R-R | 9/23/2000 (Puerto Plata, DR) | N/A | 7/3/2017 (LAD) | Int'l FA | LAD |
| Ackerman, Aaron 'Jake' | C | 6-3/210 | S-R | 5/1/1997 (San Ramon, CA) | Chicago (IL) | 26 (2018, LAD) | Draft | LAD |
| Acosta, Aldry | RHP | 6-4/200 | R-R | 9/7/1999 (Caracas, VZ) | N/A | 8/26/2016 (LAD) | Int'l FA | LAD |
| Aguiar, Jose | OF | 5-10/170 | R-R | 4/4/2001 (Maracay, VZ) | N/A | 9/30/2017 (LAD) | Int'l FA | LAD |
| Alcantara, Ismael | CF | 6-1/165 | R-R | 9/25/1998 (Santo Domingo, DR) | N/A | 7/2/2016 (LAD) | Int'l FA | LAD |
| Aleaziz, Ahmadreza 'Reza' | RHP | 6-4/225 | R-R | 1/7/1995 (Tigard, OR) | Oklahoma State | 28 (2018, LAD) | Draft | LAD |
| Alejo, Carlos | RHP | 6-1/165 | R-R | 8/23/1999 (Bona0, DR) | N/A | 4/27/16 (LAD) | Int'l FA | LAD |
| Allison, Ohet | OF | 6-2/215 | R-R | 4/30/1999 (Clovis, CA) | Fresno CC (CA) | 7/12/2019 (LAD) | Draft | LAD |
| Alvino, Jasiel | RHP | 6-1/180 | R-R | 1/11/1997 (Nizao, DR) | N/A | 4/9/2014 (MIN) | Draft | LAD |
| Amaya, Jacob | SS | 6-0/180 | R-R | 9/3/1998 (Rosemead, CA) | South Hills HS (CA) | 11 (2017, LAD) | Draft | LAD |
| Andujar, Horacio | RHP | 6-2/161 | R-R | 1/4/1999 (Bani, DR) | N/A | 7/3/2018 (LAD) | Int'l FA | LAD |
| Aponte, Kevin | OF | 6-2/175 | R-R | 10/26/1997 (Maracay, VZ) | N/A | 7/10/2015 (LAD) | Int'l FA | LAD |
| Araimano, Darwin | OF | 5-11/160 | R-R | 5/26/2002 (Barcelona, VZ) | N/A | 9/6/2018 (LAD) | Int'l FA | LAD |
| Avans, Andrew | CF | 5-10/195 | L-L | 6/13/1996 (Alabaster, AL) | N/A | 3/3/2018 (LAD) | Draft | LAD |
| Avendano, Ender | SS | 5-8/145 | R-R | 3/7/2002 (Maracay, VZ) | N/A | 7/2/2018 (LAD) | Int'l FA | LAD |
| Avila, Igor | LHP | 6-1/185 | L-L | 5/17/1997 (La Romana, DR) | N/A | 7/2/2018 (LAD) | Int'l FA | LAD |
| Baez, Wilkin | RHP | 6-1/175 | R-R | 11/2/1999 (San Cristobal, DR) | N/A | 9/2/2017 (LAD) | Int'l FA | LAD |
| Barbary, Chase | C | 6-2/180 | R-R | 4/7/1997 (Greenville, SC) | Newberry (SC) | 6/10/2019 (LAD) | NFA | LAD |
| Baro, Heisel | RHP | 6-1/185 | R-R | 2/20/2002 (Bahia Honda, Cuba) | N/A | 9/6/2018 (LAD) | Int'l FA | LAD |
| Bastardo, Kiumel | OF | 6-0/180 | R-R | 1/12/2000 (Tucupita, VZ) | N/A | 7/3/2016 (LAD) | Int'l FA | LAD |
| Becerra, Octavio | LHP | 6-3/209 | L-L | 2/13/2001 (Tepetitlan de Morelos, MX) | N/A | 8/6/2019 (LAD) | Int'l FA | - |
| Belge, Jeff | LHP | 6-4/225 | L-L | 12/4/1997 (Syracuse, NY) | St. John's (NY) | 18 (2019, LAD) | Draft | LAD |
| Beltran, Hugo | RHP | 6-1/190 | R-R | 6/13/2000 (Barranquilla, Colombia) | N/A | 7/4/2017 (LAD) | Int'l FA | LAD |
| Berman, Steve | C | 6-2/225 | R-R | 11/28/1994 (Mountain View, CA) | Santa Clara (CA) | 31 (2016, LAD) | Draft | LAD |
| Berroa, Israiky | RHP | 5-11/165 | R-R | 11/17/2000 (Sabana Grande de Palenque, DR) | N/A | 11/1/2017 (LAD) | Int'l FA | LAD |
| Betancourt, Kenneth | SS | 5-8/160 | S-R | 2/5/2000 (San Carlos, VZ) | N/A | 7/2/2016 (LAD) | Int'l FA | LAD |
| Boyer, Logan | RHP | 6-3/225 | R-R | 1/24/1998 (Mesa, AZ) | San Diego State | 11 (2019, LAD) | Draft | LAD |
| Boyle, Michael | LHP | 6-1/175 | R-L | 4/12/1994 (Richmond, VA) | Radford (VA) | 13 (2015, LAD) | Draft | LAD |
| Briones, Hendrick | RHP | 6-1/167 | R-R | 11/1/2001 (Durango, MX) | N/A | 3/29/2019 (LAD) | Draft | LAD |
| Broussard, Joe | RHP | 6-1/220 | R-R | 1/28/1991 (New Orleans, LA) | Louisiana State | 15 (2014, LAD) | Draft | LAD |
| Bruhl, Justin | LHP | 6-2/215 | L-L | 6/26/1997 (Petaluma, CA) | Cal Poly San Luis Obispo (CA) | 7/19/2017 (LAD) | NFA | LAD |
| Bucan, Jesus | LHP | 5-11/160 | L-L | 2/3/2001 (Cantaaura, VA) | N/A | 7/3/2019 (LAD) | Int'l FA | - |
| Budier, Andrew | LHP | 6-0/165 | L-L | 10/20/1999 (Bluefields, Nicaragua) | N/A | 7/3/2017 (LAD) | Int'l FA | LAD |
| Busch, Michael | 2B | 6-0/207 | L-R | 1/19/1997 (Maplewood, MN) | North Carolina | 1 (2019, LAD) | Draft | LAD |
| Cabrera, Jeisson | RHP | 6-2/170 | R-R | 9-5-1998 (La Vega, DR) | N/A | 11/7/2017 (LAD) | Int'l FA | LAD |
| Cairo, Marlon | OF | 6-2/200 | R-R | 1/29/1996 (Havana, Cuba) | N/A | 9/6/2018 (LAD) | Int'l FA | LAD |
| Calzado, Dave | RHP | 6-3/190 | R-R | 8/31/2000 (San Pedro De Macoris, DR) | N/A | 7/22/2019 (LAD) | Int'l FA | - |
| Cantleberry, Jacob | LHP | 6-1/180 | L-L | 8/8/1997 (Greenwood, IN) | Missouri | 13 (2019, LAD) | Draft | LAD |
| Caprieta, Franniel | RHP | 6-2/190 | R-R | 8/30/2002 (Tucupita, VZ) | N/A | 7/3/2019 (LAD) | Int'l FA | - |
| Caraballo, Roger | OF | 6-1/185 | R-R | 8/4/2001 (Cartagena, Colombia) | N/A | 7/2/2019 (LAD) | Int'l FA | LAD |
| Carrillo, Gerardo | RHP | 6-0/154 | R-R | 9/13/1998 (Guadalajara, MX) | N/A | 7/5/2016 (LAD) | Int'l FA | - |
| Carrion, Julio | 3B | 6-2/185 | R-R | 12/29/1998 (Bayamon, Puerto Rico) | Chipola JC (FL) | 33 (2019, LAD) | Draft | LAD |
| Cartaya, Diego | C | 6-2/199 | R-R | 9/7/2001 (Maracay, VZ) | N/A | 7/2/2018 (LAD) | Int'l FA | LAD |
| Casey, Donovan | OF | 6-2/190 | R-R | 2/23/1996 (Stratford, NJ) | Boston College (MA) | 20 (2017, LAD) | Draft | LAD |
| Castillo, Yamil | RHP | 6-1/200 | R-R | 8/18/1999 (Minatitlan, MX) | N/A | 4/11/2017 (LAD) | Int'l FA | LAD |
| Castro, Fran | RHP | 6-0/175 | R-R | 7/9/2000 (Sabana, VZ) | N/A | 7/17/2019 (LAD) | Int'l FA | - |
| Castro, Jeronimo | RHP | 6-4/200 | R-R | 9/3/1996 (Boca Chica, DR) | N/A | 6/1/2016 (LAD) | Int'l FA | LAD |
| Cespedes, Yelson | RHP | 6-1/178 | R-R | 3/5/1998 (Azua, DR) | N/A | 4/1/2016 (LAD) | Int'l FA | LAD |
| Chacin, Jose | RHP | 6-4/168 | R-R | 3/25/1997 (Bolivar, VZ) | N/A | 9/16/2015 (LAD) | Int'l FA | LAD |
| Chacon, Ralid | RHP | 6-3/195 | R-R | 9/20/1994 (Havana, Cuba) | N/A | 7/5/2018 (LAD) | Int'l FA | LAD |
| Chalo, Vladimir | C | 5-8/170 | R-R | 4/21/2000 (Maracay, VZ) | N/A | 7/2/2016 (LAD) | Int'l FA | LAD |
| Cheng, Hao-Chun | RHP | 6-3/205 | R-R | 9/17/1997 (Taitung, Taiwan) | N/A | 6/13/2019 (LAD) | Int'l FA | LAD |
| Ching, Zac | SS | 5-9/180 | R-R | 5/29/1997 (Austin, TX) | Virginia Commonwealth | 10 (2019, LAD) | Draft | LAD |
| Chirinos, Yhostin | SS | 5-10/165 | R-R | 9/29/2000 (Carabobo, VZ) | N/A | 7/4/2017 (LAD) | Int'l FA | LAD |
| Chiu, Marcus | 2B | 6-1/190 | R-R | 1/13/1997 (Novato, CA) | Marin CC (CA) | 15 (2017, LAD) | Draft | LAD |
| Choi, Hyunil | RHP | 6-2/200 | R-R | 5/27/2000 (Seoul, South Korea) | N/A | 8/24/2018 (LAD) | Int'l FA | LAD |
| Contreras, Nelfri | LHP | 5-11/200 | S-S | 12/25/1998 (Loma De Cabrera, DR) | N/A | 1/20/2017 (LAD) | Int'l FA | LAD |
| Cooper, Morgan | RHP | 6-5/210 | R-R | 9/12/1994 (Jarrell, TX) | Texas | 2 (2017, LAD) | Draft | LAD |
| Crawford, Leonardo | LHP | 6-0/180 | L-L | 2/2/1997 (Puerto Cabezas, Nicaragua) | N/A | 7/2/2014 (LAD) | Draft | LAD |
| Cruz, Daniel | RHP | 6-3/185 | R-R | 10/5/1997 (Cambita Garabito, DR) | N/A | 7/2/2017 (LAD) | Int'l FA | LAD |
| Cuadrado, Romer | OF | 6-4/185 | R-R | 9/12/1997 (Maturin, VZ) | N/A | 7/2/2014 (LAD) | Int'l FA | LAD |
| Cuello, Edward | RHP | 6-0/170 | R-R | 10/20/1998 (San Jose de Ocoa, DR) | N/A | 7/2/2016 (LAD) | Int'l FA | LAD |
| Curry, Parker | RHP | 6-0/185 | R-R | 11/21/1993 (Birmingham, AL) | Sarnford (AL) | 7/13/2016 (LAD) | FA | LAD |
| De Avila, Carlos | RHP | 5-11/170 | R-R | 2/11/2000 (Cartagena, Colombia) | N/A | 9/29/2017 (LAD) | Int'l FA | LAD |
| De Geus, Brett | RHP | 6-1/190 | R-R | 11/4/1997 (Pleasanton, CA) | Cabrillo College (CA) | 33 (2017, LAD) | Draft | LAD |
| De Jesus, Alex | IF | 6-2/170 | R-R | 3/22/2002 (Santo Domingo, DR) | N/A | 7/3/18 (LAD) | Int'l FA | LAD |
| De Jesus, Antonio | RHP | 6-1/205 | R-R | 2/25/2003 (Bastos, Brazil) | N/A | 7/2/2019 (LAD) | Int'l FA | - |
| De Jongh, Aldrich | OF | 5-9/160 | L-R | 9/1/1998 (Willemstad, Curacao) | Hillsborough CC (FL) | 17 (2018, LAD) | Draft | LAD |
| De La Cruz, Juan | RHP | 5-11/160 | R-R | 8/14/2000 (Fantino, DR) | N/A | 7/3/2018 (LAD) | Draft | LAD |
| De La Paz, Franklin | LHP | 6-2/190 | L-L | 3/29/1999 (Azua, DR) | N/A | 3/2/2017 (LAD) | Int'l FA | LAD |
| De La Rosa, Bladimir | SS | 6-1/175 | R-R | 10/15/2001 (San Pedro De Macoris, DR) | N/A | 2/1/2019 (LAD) | Int'l FA | LAD |
| De Leon, Michael | OF | 6-2/170 | R-R | 11/30/2000 (San Pedro De Macoris, DR) | N/A | 9/25/2019 (LAD) | Int'l FA | - |
| De Los Santos, Carlos | RHP | 6-2/170 | R-R | 11/18/2000 (San Juan De La Maguana, DR) | N/A | 7/5/2017 (LAD) | Int'l FA | LAD |
| De Paula, Reinaldo | RHP | 5-11/177 | R-R | 10/20/1998 (Santo Domingo, DR) | N/A | 5/29/2017 (LAD) | Int'l FA | LAD |
| DeFratous, Justin | RHP | 6-4/215 | S-R | 10/21/1987 (Oxnard, CA) | Ventura CC (CA) | 11 (2007, PHI) | MILB FA | LAD |

Organizational Players

| Last, First | Pos. | Ht/Wt | B/T | Born | School | Draft/1st Signing | Acquired | 2018 Org. |
|-------------------------|------|----------|-----|--|-------------------------|-------------------|-------------|-----------|
| DeLuca, Jonny | OF | 6-0/185 | S-R | 7/10/1998 (Thousand Oaks, CA) | Oregon | 25 (2019, LAD) | Draft | LAD |
| Diaz, Juan | OF | 6-2/190 | S-R | 2/20/2002 (Santiago, DR) | N/A | 7/23/2018 (LAD) | Int'l FA | LAD |
| Diaz, Luis C | OF | 6-1/155 | R-R | 12/19/1999 (Maracay, VZ) | N/A | 7/9/2016 (LAD) | Int'l FA | LAD |
| Diaz, Luis Y | SS | 5-11/170 | R-R | 9/9/1999 (Bani, DR) | N/A | 8/3/2016 (LAD) | Int'l FA | LAD |
| Dominguez, Eduardo | LHP | 6-3/186 | LL | 4/17/2001 (Madrid, Spain) | N/A | 7/2/2019 (LAD) | Int'l FA | - |
| Dominguez, Jesus C | C | 5-9/170 | LR | 4/6/2001 (Esperanza, DR) | N/A | 10/21/2017 (LAD) | Int'l FA | LAD |
| Dotel, Rafael | OF | 6-1/165 | R-R | 9/17/2002 (San Cristobal, DR) | N/A | 7/2/2019 (LAD) | Int'l FA | - |
| Droz, Miguel | SS | 6-0/170 | LR | 10/2/2001 (Pritu, VZ) | N/A | 6/12/2019 (LAD) | Int'l FA | LAD |
| Drury, Austin | LHP | 5-11/180 | LL | 8/13/1997 (Land O'Lakes, FL) | North Florida | 34 (2018, LAD) | Draft | LAD |
| Duran, Carlos | RHP | 6-7/230 | R-R | 7/30/2001 (Nagua, DR) | N/A | 3/8/2018 (LAD) | Int'l FA | LAD |
| Enrique, Julio | OF | 6-1/184 | R-R | 2/21/2000 (Ciego de Avila, Cuba) | N/A | 7/3/2017 (LAD) | Int'l FA | LAD |
| Espinosa, Aldo | INF | 6-0/148 | R-R | 9/11/1998 (Managua, Nicaragua) | N/A | 7/2/2015 (LAD) | Int'l FA | LAD |
| Estevez, Omar | INF | 5-10/185 | R-R | 2/25/1998 (Matanzas, Cuba) | N/A | 11/21/2015 (LAD) | Int'l FA | LAD |
| Feduccia, Hunter | C | 6-2/185 | L-R | 6/5/1997 (Lake Charles, LA) | Louisiana State | 12 (2018, LAD) | Draft | LAD |
| Felz Salvador, Franklyn | RHP | 6-1/170 | R-R | 12/24/2001 (Azua, DR) | N/A | 4/17/2019 (LAD) | Int'l FA | LAD |
| Felz, Francisco | INF | 6-2/180 | LR | 10/5/2000 (San Domingo, DR) | N/A | 7/2/2018 (LAD) | Int'l FA | LAD |
| Ferguson, Tyler | RHP | 6-4/225 | R-R | 10/5/1993 (Fresno, CA) | Vanderbilt (TN) | 7/2/2015 (TEX) | MILB FA | TEX |
| Fernandez, Yeiner | C | 5-9/155 | R-R | 9/19/2002 (Barquisimeto, VZ) | N/A | 7/3/2019 (LAD) | Int'l FA | - |
| Fink, Braidyn | LHP | 6-0/215 | LL | 3/7/1998 (Moore, OK) | Oklahoma | 7/12/2019 (LAD) | Draft | LAD |
| Finley, Drew | RHP | 6-3/200 | R-R | 7/10/1996 (San Diego, CA) | Rancho Bernardo HS (CA) | 3 (2015, NYY) | Trade (NYY) | LAD |
| Fisher, Braydon | RHP | 6-4/180 | R-R | 7/26/2000 (League City, TX) | Clear Falls HS (TX) | 4 (2018, LAD) | Draft | LAD |
| Galindo, Harold | RHP | 6-2/175 | R-R | 1/22/2001 (Miranda, VA) | N/A | 7/4/2017 (LAD) | Int'l FA | LAD |
| Garnboea, Alec | LHP | 6-0/205 | S-L | 1/17/1997 (Madera, CA) | Fresno CC (CA) | 9 (2019, LAD) | Draft | LAD |
| Garnboea, Max | RHP | 6-4/180 | R-R | 11/22/1995 (Greenbrae, CA) | Pepperdine (CA) | 18 (2017, LAD) | Draft | LAD |
| Garcia, Darol | SS | 5-11/178 | R-R | 9/12/2002 (Santo Domingo, DR) | N/A | 7/2/2019 (LAD) | Int'l FA | - |
| Garcia, Jose C | C | 6-1/190 | S-R | 10/4/2001 (Caracas, VZ) | N/A | 2/3/2019 (LAD) | Int'l FA | LAD |
| Garica, Yunion | OF | 6-0/198 | R-R | 7/29/2001 (Bani, DR) | N/A | 7/29/2017 (LAD) | Int'l FA | LAD |
| Gilliland, Jacob | RHP | 6-2/185 | R-R | 1/16/2000 (Ocean Springs, MS) | Next Level Academy (AL) | 32 (2018, LAD) | Draft | LAD |
| Gomez, Duany | RHP | 6-5/185 | R-R | 9/30/2000 (Santo Domingo, DR) | N/A | 2/9/2018 (LAD) | Int'l FA | LAD |
| Gonzalez, Jorge | RHP | 6-5/203 | R-R | 8/30/2002 (Sosua, DR) | N/A | 3/20/2019 (LAD) | Int'l FA | LAD |
| Grateron, Jose | RHP | 6-0/155 | R-R | 5/21/2002 (Barquisimeto, VZ) | N/A | 7/3/2019 (LAD) | Int'l FA | - |
| Gray, Josiah | RHP | 6-1/190 | R-R | 12/21/1997 (New Rochelle, NY) | Le Moyne (NY) | 6/12/2018 (CIN) | Trade (CIN) | LAD |
| Grove, Michael | RHP | 6-3/200 | R-R | 12/18/1996 (Wheeling, WV) | West Virginia | 2 (2018, LAD) | Draft | LAD |
| Gutierrez, Osavanni | RHP | 6-1/170 | R-R | 5/24/2001 (Mella, Cuba) | N/A | 10/6/2018 (LAD) | Int'l FA | LAD |
| Hegenman, Justin | RHP | 6-3/205 | R-R | 10/7/1996 (Voorhees, NJ) | Penn State | 23 (2018, LAD) | Draft | LAD |
| Hamilton, Austin | LHP | 6-0/185 | LL | 8/11/1993 (Okeechobee, FL) | Florida State (GA) | 6/19/2017 (LAD) | NDF A | LAD |
| Henriquez, Edgardo | RHP | 6-4/200 | R-R | 6/24/2002 (Cumana, VZ) | N/A | 9/25/2018 (LAD) | Int'l FA | LAD |
| Heredia, Gorge | OF | 6-3/200 | R-R | 12/1/2000 (San Pedro De Macoris, DR) | N/A | 7/2/2017 (LAD) | Int'l FA | LAD |
| Heredia, Starling | OF | 6-2/200 | R-R | 2/6/1999 (Santo Domingo, DR) | N/A | 7/2/2015 (LAD) | Int'l FA | LAD |
| Hernandez, Antonio | LHP | 5-8/187 | LL | 9/27/1990 (Guadalajara, MX) | N/A | 7/6/2016 (LAD) | Int'l FA | LAD |
| Hernandez, Jose D | SS | 6-1/145 | R-R | 4/30/2003 (Barquisimeto, VZ) | N/A | 7/3/2019 (LAD) | Int'l FA | - |
| Hernandez, Jose E | LHP | 6-3/170 | LL | 12/31/1997 (Puerto Plata, DR) | N/A | 5/12/2016 (LAD) | Int'l FA | LAD |
| Hernandez, Marco | C | 6-2/170 | R-R | 6/22/1998 (Maracay, VZ) | N/A | 12/11/2015 (LAD) | Int'l FA | LAD |
| Herrera, Jean | RHP | 6-0/178 | R-R | 11/14/2000 (Cartagena, Colombia) | N/A | 7/2/2019 (LAD) | Int'l FA | - |
| Heyer, Luke | 3B | 6-0/200 | R-R | 9/26/1996 (Lithia, FL) | Kentucky | 8 (2018, LAD) | Draft | LAD |
| Hidalgo, Cristian | OF | 6-3/185 | R-R | 9/18/2001 (Santo Domingo, DR) | N/A | 7/2/2018 (LAD) | Int'l FA | LAD |
| Hoesse, Kody | 3B | 6-4/205 | R-R | 7/13/1997 (Merrillville, IN) | Tulane (LA) | 6/11/2019 (LAD) | Draft | LAD |
| Holmes, Ben | LHP | 6-1/195 | LL | 9/12/1991 (Clackamas, OR) | Oregon State | 9 (2014, MIA) | MILB FA | LAD |
| Hope, Garrett | C | 6-2/260 | R-R | 12/27/1993 (Kansas City, MO) | West Virginia | 7/1/2015 (LAD) | NDF A | LAD |
| Ibarra, Joel | SS | 6-0/176 | R-R | 7/10/2002 (Hermosillo, MX) | N/A | 12/21/2018 (LAD) | Int'l FA | LAD |
| Idrogo, Juan | RHP | 6-2/175 | R-R | 9/5/2002 (Maturin, VZ) | N/A | 7/2/2019 (LAD) | Int'l FA | - |
| Inoa, Joel | RHP | 6-2/210 | R-R | 2/21/1996 (Yamasa, DR) | N/A | 6/9/2016 (LAD) | Int'l FA | LAD |
| Izturis, Luis | SS | 5-10/155 | R-R | 7/13/2001 (Barquisimeto, VZ) | N/A | 7/2/2018 (LAD) | Int'l FA | LAD |
| Jackson, Andre | RHP | 6-3/187 | R-R | 5/1/1996 (Vail, AZ) | Utah | 12 (2017, LAD) | Draft | LAD |
| Jackson, Drew | SS | 6-2/200 | R-R | 7/28/1993 (Berkeley, CA) | Stanford (CA) | 5 (2015, SEA) | Trade (SEA) | LAD |
| Jardines, Jenderson | C | 6-0/170 | S-R | 7/23/1999 (Santiago de los Caballeros, DR) | N/A | 7/4/2017 (LAD) | Int'l FA | LAD |
| Jarrett, Miguel | RHP | 6-4/212 | R-R | 12/13/2000 (Margarita, Panama) | N/A | 2/19/2019 (LAD) | Int'l FA | LAD |
| Jimenez, Melvin | RHP | 6-0/170 | S-R | 7/23/1999 (Santiago de los Caballeros, DR) | N/A | 12/23/2015 (LAD) | Int'l FA | LAD |
| Joe, Connor | OF | 5-11/212 | R-R | 8/16/1992 (San Diego, CA) | U. of San Diego (CA) | CBA (2014, PIT) | Trade (ATL) | LAD |
| Jones, Breylin | RHP | 6-2/180 | R-R | 10/15/2000 (Teaneck, NJ) | Rutherford HS (NJ) | 29 (2019, LAD) | Draft | LAD |
| Kasowski, Marshall | RHP | 6-3/215 | LR | 3/10/1995 (Conroe, TX) | West Texas A&M | 13 (2017, LAD) | Draft | LAD |
| Kendall, Jeren | OF | 5-10/180 | LR | 2/4/1996 (Clearwater, FL) | Vanderbilt (TN) | 1 (2017, LAD) | Draft | LAD |
| Kitagata, Yujo | RHP | 6-0/198 | R-R | 1/25/1994 (Karatsu, Japan) | N/A | 5/8/2019 (LAD) | Int'l FA | LAD |
| Kolek, Stephen | RHP | 6-3/220 | R-R | 4/18/1997 (Houston, TX) | Texas A&M | 11 (2018, LAD) | Draft | LAD |
| Lao, Saunyn | SS | 6-0/200 | S-S | 8/14/1999 (Barahona, DR) | N/A | 10/2/2015 (LAD) | Int'l FA | LAD |
| Lebron, Rolando | OF | 5-9/170 | R-R | 5/10/1998 (La Victoria, DR) | N/A | 10/6/2015 (LAD) | Int'l FA | LAD |
| Leonard, Eddys | SS | 6-0/160 | R-R | 11/10/2000 (Santo Domingo, DR) | N/A | 7/3/2017 (LAD) | Int'l FA | LAD |
| Lewis, Brandon | 3B | 6-3/215 | R-R | 10/23/1998 (Granada Hills, CA) | UC Irvine (CA) | 4 (2019, LAD) | Draft | LAD |
| Lewis, Jimmy | RHP | 6-6/200 | R-R | 11/2/2000 (Jacksonville, FL) | Lake Travis HS (TX) | 2 (2019, LAD) | Draft | LAD |
| Lin, Hwei-Sheng | RHP | 6-2/198 | R-R | 10/9/1998 (Chiayi, Taiwan) | N/A | 1/17/2019 (LAD) | Int'l FA | LAD |
| Liput, Deacon | 2B | 5-10/185 | LR | 6/27/1998 (Orlando, FL) | Florida | 10 (2018, LAD) | Draft | LAD |
| Little, Jack | RHP | 6-4/210 | LR | 1/10/1998 (Louisville, KY) | Stanford (CA) | 5 (2019, LAD) | Draft | LAD |
| Long, Nolan | RHP | 6-10/235 | R-R | 1/19/1994 (New London, CT) | Wagner College (NY) | 16 (2015, LAD) | Draft | LAD |
| Lopez, Erick | SS | 6-2/170 | R-R | 12/2/2002 (Pantoja, DR) | N/A | 8/6/2019 (LAD) | Int'l FA | - |
| Lopez, Goalber | C | 5-10/145 | R-R | 10/20/2002 (Barquisimeto, VZ) | N/A | 7/30/2019 (LAD) | Int'l FA | - |

Organizational Players

| Last, First | Pos. | Ht/Wt | B/T | Born | School | Draft/1st Signing | Acquired | 2018 Org. |
|----------------------------|------|----------|-----|--|------------------------------|-------------------|-------------|-----------|
| Luna, Jesus | RHP | 6-6/213 | R-R | 11/6/2000 (Torreon, MX) | N/A | 4/16/2018 (LAD) | Int1FA | LAD |
| Machin, Eynar | SS | 5-10/155 | R-R | 10/3/2000 (Puerto Cabello, VZ) | N/A | 7/4/2017 (LAD) | Int1FA | LAD |
| Malisheski, Kevin | RHP | 6-3/200 | R-R | 9/7/1997 (Barrington, IL) | Wauconda HS (IL) | 38 (2016) (LAD) | Draft | LAD |
| Mann, Devin | SS | 6-3/180 | R-R | 2/11/1997 (Columbus, IN) | Louisville (KY) | 5 (2018, LAD) | Draft | LAD |
| Marcano, Emmanuel | RHP | 6-1/185 | R-R | 12/4/1998 (Puerto La Cruz, VZ) | N/A | 12/4/2015 (LAD) | Int1FA | LAD |
| Martinez, Devenrick | LHP | 6-0/170 | L-L | 5/31/2001 (Willemstad, Curacao) | N/A | 9/5/2018 (LAD) | Int1FA | LAD |
| Martinez, Carlos | RHP | 6-3/190 | R-R | 11/9/2001 (Santo Domingo, DR) | N/A | 7/2/2019 (LAD) | Int1FA | - |
| Martinez, Francisco | LHP | 6-1/180 | L-L | 5/4/2001 (Curabo, Puerto Rico) | Puerto Rico Baseball Academy | 34 (2019) (LAD) | Int1FA | LAD |
| Martinez, Hector | SS | 6-0/135 | R-R | 8/22/2000 (Cartagena, Columbia) | N/A | 9/16/2016 (LAD) | Int1FA | LAD |
| Martinez, Jose | RHP | 6-0/175 | R-R | 4/23/1999 (Caracas, VZ) | N/A | 7/2/2016 (LAD) | Int1FA | LAD |
| Martinez, Michael | RHP | 6-1/175 | R-R | 7/11/1999 (Rio Piedras, PR) | N/A | 11/18/2017 (LAD) | Int1FA | LAD |
| Martinson, Jordan | LHP | 5-11/210 | L-L | 3/7/1997 (Bedford, TX) | Dallas Baptist U. (TX) | 7/15/2019 (LAD) | NDA | LAD |
| Mateo, Edwin | OF | 5-9/160 | L-L | 11/18/1998 (Santo Domingo, DR) | N/A | 7/2/2016 (LAD) | Int1FA | LAD |
| Mathewson, Christopher | RHP | 6-1/200 | L-R | 5/26/1995 (West Covina, CA) | Cal St. Long Beach (CA) | 19 (2016, LAD) | Draft | LAD |
| Matos, Alberuis | LHP | 6-0/175 | L-L | 9/30/2001 (Santiago de los Caballeros, DR) | N/A | 7/2/2019 (LAD) | Int1FA | - |
| McAllister, Zach | RHP | 6-6/240 | R-R | 12/8/1987 (Peoria, IL) | Illinois Valley Central (IL) | 3 (2006, NYY) | MLBFA | LAD |
| McKenzie, Luke | CF | 6-2/210 | L-R | 7/16/1998 (Sandy Hook, MS) | Jones County JC (MS) | 8/7/2019 (LAD) | NDA | LAD |
| McWilliams, William Samuel | OF | 6-0/180 | R-R | 5/26/1998 (Mendenhall, MS) | Meridian CC (MS) | 19 (2018, LAD) | Draft | LAD |
| Medrano, Lesther | RHP | 6-2/185 | R-R | 3/5/2003 (Managua, Nicaragua) | N/A | 9/4/2019 (LAD) | Int1FA | - |
| Mellen, Sean | LHP | 6-5/215 | L-L | 2/20/1998 (Boston, MA) | Northeastern (MA) | 14 (2019, LAD) | Draft | LAD |
| Mendoza, Cesar | C | 5-11/175 | R-R | 2/28/1999 (Delicias, MX) | N/A | 10/25/2016 (LAD) | Int1FA | LAD |
| Merrill, Corey | RHP | 6-4/240 | R-R | 10/11/1994 (Lutcher, LA) | Tulane (LA) | 37 (2017, LAD) | Draft | LAD |
| Meza, Jose | OF | 6-1/160 | R-R | 4/22/2003 (Barquisimeto, VZ) | N/A | 7/3/2019 (LAD) | Int1FA | - |
| Mitchell, Connor | LHP | 6-4/180 | L-L | 9/11/1995 (Plainfield, IN) | Butler (IN) | 27 (2018, LAD) | Draft | LAD |
| Mixon, Mark | RHP | 6-2/185 | R-R | 5/22/1997 (Jacksonville, FL) | Miami | 26 (2019, LAD) | Draft | LAD |
| Mokma, Mike | RHP | 6-7/240 | R-R | 5/6/1998 (Zeeland, MI) | Michigan State | 7/15/2019 (LAD) | NDA | LAD |
| Montgomery, Wills | RHP | 6-3/205 | R-R | 6/2/1995 (Lakeville, CT) | Connecticut | 6 (2017, LAD) | Draft | LAD |
| Montgomery, Brandon | 2B | 6-0/180 | R-R | 2/12/1996 (Houston, TX) | San Jacinto College (TX) | 26 (2016, LAD) | Draft | LAD |
| Montilla, Carlos | RHP | 5-11/165 | R-R | 7/24/1999 (Ocumare del Tuy, VZ) | N/A | 4/10/2017 (LAD) | Int1FA | LAD |
| Moore, Ben | RF | 6-1/195 | R-R | 9/22/1992 (Denver, CO) | Alabama | 8 (2014, BOS) | MLBFA | LAD |
| Morales, Braylan | CF | 6-1/170 | S-L | 12/8/1995 (San Juan, Puerto Rico) | Hillsborough CC (FL) | 15 (2016, LAD) | LAD | LAD |
| Morales, Luis | OF | 5-9/162 | R-R | 12/6/2000 (Sabana Grande de Palenque, DR) | N/A | 7/3/2018 (LAD) | Int1FA | LAD |
| Morillo, Juan | RHP | 6-1/150 | R-R | 3/19/1999 (Maracaibo, VZ) | N/A | 9/13/2015 (LAD) | Int1FA | LAD |
| Moron, Eli | RHP | 6-0/140 | R-R | 10/7/2001 (Cartagena, Colombia) | N/A | 7/2/2018 (LAD) | Int1FA | LAD |
| Moseley, Ryan | RHP | 6-2/205 | R-R | 10/6/1994 (Lubbock, TX) | Texas Tech | 8 (2016, BAL) | Trade (BAL) | LAD |
| Moya, Abel | RHP | 6-1/170 | R-R | 6/6/2001 (La Vega, DR) | N/A | 2/9/2018 (LAD) | Int1FA | LAD |
| Nahr, Cleyano | OF | 6-1/170 | R-R | 11/7/2001 (Willemstad, Curacao) | N/A | 8/28/2019 (LAD) | Int1FA | - |
| Nava, Jose | 3B | 6-2/190 | L-R | 1/15/1999 (Maracaibo, VZ) | N/A | 7/4/2017 (LAD) | Int1FA | LAD |
| Navarro, Orlandy | RHP | 6-2/175 | R-R | 6/3/1999 (Maracaibo, VZ) | N/A | 7/16/2015 (LAD) | Int1FA | LAD |
| Noriega, Andres | C | 6-1/190 | R-R | 1/3/2001 (Barranquilla, Colombia) | N/A | 7/4/2017 (LAD) | Int1FA | LAD |
| Nunez, Darien | LHP | 6-2/205 | L-L | 3/19/1993 (Las Tunas, Cuba) | N/A | 4/16/2018 (LAD) | Int1FA | LAD |
| Ochsenbein, Aaron | RHP | 6-3/225 | R-R | 2/29/1996 (Lexington, KY) | Eastern Kentucky | 6 (2018, LAD) | Draft | LAD |
| Ortiz, Robinson | LHP | 6-0/180 | L-L | 1/4/2000 (Peravia, DR) | N/A | 2/2/2017 (LAD) | Int1FA | LAD |
| Ottesen, Riley | RHP | 6-1/185 | R-R | 10/30/1994 (Highland, UT) | Utah | 5 (2017, LAD) | Draft | LAD |
| Outman, James | CF | 6-2/195 | LR | 5/14/1997 (Redwood City, CA) | Sacramento State (CA) | 7 (2018, LAD) | Draft | LAD |
| Paez, Isaul | RHP | 6-2/180 | R-R | 8/15/1999 (Villa Altigracia, DR) | N/A | 8/13/2019 (LAD) | Int1FA | - |
| Pages, Andy | OF | 6-1/180 | R-R | 12/8/2000 (Havana, Cuba) | N/A | 10/18/2017 (LAD) | Int1FA | LAD |
| Paulson, Dillon | 1B | 6-3/200 | L-L | 6/10/1997 (San Marcos, CA) | Southern California | 13 (2018, LAD) | Draft | LAD |
| Pepiot, Ryan | RHP | 6-3/215 | R-R | 8/21/1997 (Indianapolis, IN) | Butler (IN) | 3 (2019, LAD) | Draft | LAD |
| Peralta, Cristian | LHP | 6-3/184 | L-L | 8/18/1999 (Sosua, DR) | N/A | 7/2/2018 (LAD) | Int1FA | LAD |
| Pereira, Gregory | CF | 5-11/165 | R-R | 5/19/2002 (Guiria, VZ) | N/A | 7/2/2018 (LAD) | Int1FA | LAD |
| Perez, Jaime | OF | 6-1/178 | R-R | 4/5/2000 (Havana, Cuba) | N/A | 5/29/2017 (LAD) | Int1FA | LAD |
| Perez, Luisenyser | LHP | 5-11/180 | L-L | 11/9/2000 (Aragua, VZ) | N/A | 7/4/2017 (LAD) | Int1FA | LAD |
| Perez, Vladimir | SS | 5-9/138 | R-R | 1/3/2001 (La Romana, DR) | N/A | 7/3/2017 (LAD) | Int1FA | LAD |
| Peter, Jacob | 2B | 6-0/205 | LR | 4/5/1993 (Mason City, IA) | Creighton (NE) | 7 (2014, CWS) | Trade (CWS) | LAD |
| Peterson, Eric | 2B | 5-11/190 | R-R | 9/22/1993 (Eagan, MN) | Minnesota State-Mankato (MN) | 6/19/2017 (LAD) | NDA | LAD |
| Petronia, Rolando | SS | 5-11/150 | R-R | 6/3/2003 (Oranjestad, Aruba) | N/A | 7/2/2019 (LAD) | Int1FA | - |
| Pinales, Darlin | RHP | 6-4/240 | R-R | 8/28/2002 (Santo Domingo, DR) | N/A | 8/6/2019 (LAD) | Int1FA | - |
| Pitre, Gersel | C | 6-0/178 | R-R | 7/23/1996 (Cata La Mar, VZ) | N/A | 12/12/2015 (LAD) | Int1FA | LAD |
| Plunkett, Zack | RHP | 6-1/225 | R-R | 2/16/1999 (Hurst, TX) | Arkansas | 20 (2019, LAD) | Draft | LAD |
| Portes, Denis | RHP | 6-1/170 | R-R | 3/19/2002 (San Pedro De Macoris, DR) | N/A | 6/4/2018 (LAD) | Int1FA | LAD |
| Puerta, Jorge | C | 5-11/178 | R-R | 12/5/2001 (Roli, Colombia) | N/A | 7/18/2019 (LAD) | Int1FA | - |
| Quiroz, Nelson | C | 5-8/194 | S-R | 11/5/2001 (Navojoa, MX) | N/A | 4/1/2019 (LAD) | Int1FA | LAD |
| Rabsatt, Maykel | RHP | 6-3/180 | R-R | 11/4/1998 (San Pedro De Macoris, DR) | N/A | 8/23/2016 (LAD) | Int1FA | LAD |
| Ramirez, Adolfo | RHP | 6-0/165 | R-R | 6/1/1999 (Heroica Mulaga, MX) | N/A | 7/2/2016 (LAD) | Int1FA | LAD |
| Ramos, Jose | CF | 5-11/150 | R-R | 1/1/2001 (Chepo, Panama) | N/A | 7/3/2018 (LAD) | Int1FA | LAD |
| Ratia, Yorcyr | C | 5-11/165 | R-R | 10/17/2000 (Cumaná, VZ) | N/A | 7/3/2019 (LAD) | Int1FA | - |
| Reks, Zach | OF | 6-2/190 | L-R | 11/2/1993 (Chicago, IL) | Kentucky | 10 (2017, LAD) | Draft | LAD |
| Restituyo, Harold | RF | 6-2/185 | R-R | 1/28/1997 (Santo Domingo, DR) | N/A | 6/14/2018 (LAD) | Int1FA | LAD |
| Rincon, Carlos | RF | 6-3/190 | R-R | 10/14/1997 (Santo Domingo, DR) | N/A | 7/2/2015 (LAD) | Int1FA | LAD |
| Robertson, Nick | RHP | 6-6/265 | R-R | 7/16/1998 (Roanoke, VA) | James Madison (VA) | 7 (2019, LAD) | Draft | LAD |
| Robinson, Daniel | RF | 6-2/215 | L-L | 10/30/1996 (Detroit, MI) | Central Michigan | 29 (2018, LAD) | Draft | LAD |

Organizational Players

| Last, First | Pos. | Ht/Wt | B/T | Born | School | Draft/1st Signing | Acquired | 2018 Org. |
|------------------------|------|----------|-----|--|------------------------------|--------------------|-------------|-----------|
| Robinson, Erol | SS | 5-11/170 | R-R | 10/1/1994 (Boyd's, MD) | Ole Miss | 6/2016 (LAD) | Draft | LAD |
| Robles, Benony | LHP | 6-4/185 | L-L | 10/1/2000 (San Pedro De Macoris, DR) | N/A | 7/3/2017 (LAD) | Int'l FA | LAD |
| Rodriguez, Brayen | OF | 6-4/190 | R-R | 11/23/2000 (Santiago, DR) | N/A | 7/3/2017 (LAD) | Int'l FA | LAD |
| Rodriguez, Carlos | RHP | 6-2/194 | R-R | 4/2/1999 (Matatlan, Sinaloa, MX) | N/A | 4/1/2017 (LAD) | Int'l FA | LAD |
| Rodriguez, Frank | C | 5-11/197 | R-R | 9/28/2001 (Santiago de los Caballeros, DR) | N/A | 1/28/2019 (LAD) | Int'l FA | LAD |
| Rodriguez, Isaac | LHP | 5-10/165 | L-L | 8/3/2002 (Puerto La Cruz, VZ) | N/A | 8/3/2018 (LAD) | Int'l FA | LAD |
| Rodriguez, Jeremi | RHP | 6-1/165 | R-R | 8/5/2001 (Barquisimeto, VZ) | N/A | 7/2/2018 (LAD) | Int'l FA | LAD |
| Rodriguez, Jose | RHP | 6-6/200 | S-R | 7/18/2001 (Oxaca de Juarez, MX) | N/A | 6/13/2019 (LAD) | Int'l FA | LAD |
| Rodriguez, Luis Felipe | OF | 6-2/180 | R-R | 9/16/2002 (Quirbor, VZ) | N/A | 7/2/2019 (LAD) | Int'l FA | - |
| Rodriguez, Ramon | C | 5-11/195 | R-R | 10/30/1998 (Ponce, Puerto Rico) | Puerto Rico Baseball Academy | 30 (2016, LAD) | Draft | LAD |
| Rodulfo, Jose | RHP | 6-0/165 | R-R | 8/30/2000 (Anaco, VZ) | N/A | 8/20/2016 (LAD) | Int'l FA | LAD |
| Rojas, Carlos | C | 6-0/165 | R-R | 7/25/2002 (Barquisimeto, VZ) | N/A | 8/1/2019 (LAD) | Int'l FA | - |
| Roller, Chris | CF | 6-0/190 | R-R | 10/8/1996 (Austin, TX) | McLennan JC (TX) | 30 (2017, LAD) | Draft | LAD |
| Rooney, John | LHP | 6-5/235 | R-L | 1/28/1997 (Melrose, NY) | Hofstra (NY) | 3 (2018, LAD) | Draft | LAD |
| Rosario, Jerming | RHP | 6-2/170 | R-R | 5/8/2002 (Peravia, DR) | N/A | 7/3/2018 (LAD) | Int'l FA | LAD |
| Ruben, Samuel | RHP | 6-2/151 | R-R | 8/2/2000 (Santo Domingo, DR) | N/A | 7/3/2018 (LAD) | Int'l FA | LAD |
| Ryan, Tyler | C | 6-1/210 | R-R | 5/9/1996 (Northridge, CA) | Pacific (CA) | 38 (2018, LAD) | Draft | LAD |
| Salow, Logan | LHP | 6-0/185 | L-L | 9/27/1994 (Ashland, KY) | Kentucky | 6 (2017, OAK) | Trade (OAK) | LAD |
| Santana, Cristian | IF | 6-2/175 | R-R | 2/24/1997 (San Cristobal, DR) | N/A | 4/21/2014 (LAD) | Int'l FA | LAD |
| Santana, Dalvinson | LHP | 6-0/193 | L-L | 11/4/1999 (San Cristobal, DR) | N/A | 8/6/2019 (LAD) | Int'l FA | - |
| Santana, Martin | RHP | 6-4/165 | R-R | 1/30/2001 (La Altagracia, DR) | N/A | 10/30/2016 (LAD) | Int'l FA | LAD |
| Santana, Waylin | RHP | 6-1/155 | R-R | 3/13/2003 (El Seibo, DR) | N/A | 7/2/2019 (LAD) | Int'l FA | - |
| Santiago, Carlos | SS | 5-11/145 | S/R | 7/24/2001 (Barinas, VZ) | N/A | 7/24/2017 (LAD) | Int'l FA | LAD |
| Segura, Yohensy | OF | 6-0/170 | R-R | 4/2/2003 (Santo Domingo Este, DR) | N/A | 7/2/2019 (LAD) | Int'l FA | - |
| Sequera, Yohandry | SS | 5-10/150 | R-R | 10/2/2007 (Barquisimeto, VZ) | N/A | 10/2/2017 (LAD) | Int'l FA | LAD |
| Serrano, Elio | RHP | 5-11/160 | R-R | 8/2/1998 (Los Guayos, VZ) | N/A | 7/21/2015 (LAD) | Int'l FA | LAD |
| Shaps, Andrew | LHP | 6-1/185 | L-L | 12/5/1995 (Paradise Valley, AZ) | William Jessup (CA) | 31 (2018, LAD) | Draft | LAD |
| Sheffield, Jordan | RHP | 5-11/185 | R-R | 6/1/1995 (Tulahoma, TN) | Vanderbilt (TN, UT) | CBA/36 (2016, LAD) | Draft | LAD |
| Sierra, Yaisel | RHP | 6-4/195 | R-R | 6/6/1991 (Mayari, Cuba) | N/A | 2/20/2016 (LAD) | Int'l FA | LAD |
| Sinatra, Danny | CF | 5-11/175 | L/R | 9/18/1997 (Bellevue, WA) | Washington State | 32 (2019, LAD) | Draft | LAD |
| Smith, Julian | LHP | 6-4/190 | R/L | 6/3/1997 (Concord, NC) | Catawba Valley CC (NC) | 15 (2018, LAD) | Draft | LAD |
| Solbach, Markus | RHP | 6-5/205 | R-R | 8/26/1991 (Dormagen, Germany) | N/A | 2/19/2011 (MIN) | MLB FA | LAD |
| Sosa, Victor | OF | 6-1/165 | L-L | 1/7/2003 (Valencia, VZ) | N/A | 7/3/2019 (LAD) | Int'l FA | - |
| Speer, Hunter | RHP | 6-0/180 | R-R | 5/18/1995 (New Orleans, LA) | William Carey (MS) | 25 (2018, LAD) | Draft | LAD |
| Spitzbarth, Shea | RHP | 6-1/195 | R-R | 10/4/1994 (Staten Island, NY) | Molloy College (NY) | 7/10/2015 (LAD) | NFA | LAD |
| Strain, Connor | RHP | 6-1/180 | R-R | 8/4/1994 (Shelburne, NJ) | Evansville (IN) | 9 (2017, LAD) | Draft | LAD |
| Suarez, Albert | SS | 5-11/160 | L-R | 11/30/1999 (San Pedro De Macoris, DR) | N/A | 7/2/2016 (LAD) | Int'l FA | LAD |
| Suarez, Christian | LHP | 5-11/160 | L-L | 11/25/2000 (Maracay, VZ) | N/A | 7/2/2018 (LAD) | Int'l FA | LAD |
| Thomas, Cody | RF | 6-5/215 | L-R | 10/8/1994 (Bedford, TX) | Oklahoma | 13 (2016, LAD) | Draft | LAD |
| Titus, Jimmy | IF | 6-1/200 | R-R | 1/25/1998 (Stafford, CT) | Bryant (RI) | 22 (2019, LAD) | Draft | LAD |
| Todd, Donald "Tire" | C | 6-0/200 | L-R | 9/29/1996 (Deptford, NJ) | Liberty (VA) | 21 (2018, LAD) | Draft | LAD |
| Tomsjansen, Rushenten | OF | 6-0/160 | R-R | 5/14/2001 (Zuid-Holland, Netherlands) | N/A | 7/2/2017 (LAD) | Int'l FA | LAD |
| Tua, Rafael | RHP | 5-10/145 | R-R | 10/26/2011 (Barquisimeto, VZ) | N/A | 7/2/2018 (LAD) | Int'l FA | LAD |
| Turizo, Jesus | RHP | 6-2/192 | R-R | 5/9/2001 (La Asuncion, VZ) | N/A | 10/4/2017 (LAD) | Int'l FA | LAD |
| Tyranski, Mitchell | LHP | 6-3/220 | L-L | 9/2/1997 (Birmingham, MI) | Michigan State | 12 (2019, LAD) | Draft | LAD |
| Uceta, Edwin | RHP | 6-0/155 | R-R | 1/9/1998 (Villa Los Almicos, DR) | N/A | 7/2/2016 (LAD) | Int'l FA | LAD |
| Valdez, Amin | SS | 6-0/155 | L-R | 11/8/2000 (Santo Domingo, DR) | N/A | 7/3/2017 (LAD) | Int'l FA | LAD |
| Valdez, Joan | RHP | 6-4/175 | R-R | 3/10/1999 (San Pedro De Macoris, DR) | N/A | 7/2/2016 (LAD) | Int'l FA | LAD |
| Valencia, Geremias | OF | 6-3/200 | R-R | 10/5/2001 (Panama, Panama) | N/A | 7/2/2019 (LAD) | Int'l FA | - |
| Valera, Leonel | SS | 6-1/165 | R-R | 7/9/1999 (Barinas, VZ) | N/A | 7/22/2015 (LAD) | Int'l FA | LAD |
| Valladares, Jefferson | C | 6-0/190 | R-R | 5/30/2002 (Barquisimeto, VZ) | N/A | 4/17/2019 (LAD) | Int'l FA | LAD |
| Vargas, Imanol | OF | 6-3/185 | L-R | 6/29/1998 (Bonsa, DR) | N/A | 7/2/2017 (LAD) | Int'l FA | LAD |
| Vargas, Jesus | RHP | 6-2/175 | R-R | 8/18/1998 (Macuto, VZ) | N/A | 12/2/2014 (LAD) | Int'l FA | LAD |
| Vargas, Miguel | 3B | 6-3/198 | R-R | 11/17/1999 (La Habana, Cuba) | N/A | 9/7/2017 (LAD) | Int'l FA | LAD |
| Vasquez, Lioner | RHP | 6-1/160 | R-R | 3/7/2001 (La Romana, DR) | N/A | 7/2/2019 (LAD) | Int'l FA | - |
| Vasquez, Luis | RHP | 6-4/200 | R-R | 4/3/1986 (San Pedro de Macoris, DR) | N/A | 10/20/2005 (LAD) | MLB FA | LAD |
| Villicana, Fernando | LHP | 5-11/170 | L-L | 8/2/2001 (San Diego, CA) | N/A | 11/1/2017 (LAD) | Int'l FA | LAD |
| Vision, Jeremiah | CF | 5-4/148 | R-R | 8/27/1997 (Anaheim, CA) | N/A | 36 (23018, LAD) | Draft | LAD |
| Vivas, Jorib | 2B | 5-10/145 | L-R | 3/9/2001 (Puerto Cabello, VZ) | N/A | 7/4/2017 (LAD) | Int'l FA | LAD |
| Vranesh, Joe | OF | 6-1/200 | R-R | 1/23/1998 (Redwood City, CA) | St. Mary's (CA) | 15 (2019, LAD) | Draft | LAD |
| Walker, Jared | 3B | 6-2/198 | L-R | 2/4/1996 (Marietta, GA) | McEachern HS (GA) | 5 (2014, LAD) | Draft | LAD |
| Ward, Ryan | LF | 5-11/200 | L-R | 2/23/1998 (Worcester, MA) | Bryant (RI) | 8 (2019, LAD) | Draft | LAD |
| Warzek, Bryan | LHP | 6-0/205 | L-L | 1/17/1997 (Clifton Park, NY) | New Orleans (LA) | 6 (2018, LAD) | Draft | LAD |
| Washington, Justin | CF | 6-4/190 | R-R | 6/19/1997 (Decatur, GA) | Savannah State (GA) | 35 (2019, LAD) | Draft | LAD |
| Washington, Mark | RHP | 6-7/205 | R-R | 3/22/1996 (Glen Mills, PA) | Lehigh (PA) | 25 (2017, LAD) | Draft | LAD |
| Watson, Cyrillo | RHP | 6-1/200 | R-R | 8/10/1997 (Cudahy, WI) | Illinois | 23 (2019, LAD) | Draft | LAD |
| Willeman, Zach | RHP | 6-3/215 | R-R | 3/27/1996 (Napoleon, OH) | Kent State (OH) | 19 (2017, LAD) | Draft | LAD |
| Wulff, Brandon | OF | 6-1/225 | R-R | 12/19/1996 (Overland Park, KS) | Stanford (CA) | 17 (2019, LAD) | Draft | LAD |
| Yan, Luis Pablo | OF | 6-3/180 | S-R | 1/1/1999 (Higuey, DR) | N/A | 5/10/2017 (LAD) | Int'l FA | LAD |
| Yurchack, Justin | 3B | 6-1/205 | L-R | 9/17/1996 (Clifton Park, NY) | SUNY Binghamton (NY) | 12 (2017, CWS) | Trade (CWS) | LAD |
| Zabala, Juan | C | 5-10/170 | R-R | 7/3/1999 (Sincalejo, Colombia) | N/A | 12/20/2015 (LAD) | Int'l FA | LAD |
| Zuniga, Guillermo | RHP | 6-5/230 | R-R | 10/10/1998 (Cartagena, Colombia) | N/A | 7/2/2016 (ATL) | Int'l FA | LAD |

Scouting Department

Amateur Scouting:

Billy Gasparino: Vice President, Amateur Scouting
 Zach Fitzpatrick: Assistant Director, Amateur Scouting
 Greg Bekiaris: Coordinator, Amateur Scouting
 Trey Magnuson: Video Coordinator, Amateur Scouting
 Eric Yavarone: Athleticism Development Coordinator
 David Finley: Vice President, Amateur & International Scouting
 John Green: Global Crosschecker
 Brian Stephenson: National Crosschecker
 Rob St. Julien: National Crosschecker
 Jack Cressend: Pitching Crosschecker, Amateur Scouting
 Gary Nickels: Advisor, Amateur Scouting
 Brian Kraft: Midwest Crosschecker (NE TX, Eastern OK, Eastern KS, Western MO, Southern and Western AR)
 Stephen Head: Midwest Crosschecker
 Jon Adkins: Northeast Crosschecker
 Alan Matthews: Southeast Crosschecker
 Paul Cogan: West Coast Crosschecker
 John Pyle: Area Scout (New England / Eastern Canada) Junior College Crosschecker
 Paul Murphy: Area Scout (PA, NJ, VA, WV, MD, DE, DC)
 Jonah Rosenthal: Area Scout (NC, SC)
 Garrett Ball: Area Scout (GA, AL)
 Wes Sargent: Area Scout (North Florida)
 Kelvin Colon: Area Scout (Southern FL/ Puerto Rico)
 Luis Faccio: Part-time Area Scout
 Benny Latino: Area Scout (LA, MS, AL, Western FL)
 Marty Lamb: Area Scout (IN, KY, OH, TN)
 Clint Bowers: Area Scout (Southern TX)
 Heath Holliday: Area Scout (Northern TX, OK, AR)
 Mitch Schulewitz: Area Scout (WI, IL, IN, NE, IA, MN)
 Brian Compton: Area Scout (AZ, UT, CO, NM)
 Brent Mayne: Area Scout (Southern California)
 Dennis Moeller: Area Scout (Central and Southern CA)
 Jeff Stevens: Area Scout (Pacific Northwest / Western Canada)
 Tom Kunis: Area Scout (Northern CA, Northern NV)

Professional Scouting:

Carr, Galen: Director, Player Personnel
 Slater, Alex: Director, Baseball Operations
 Geoghegan, Lucas: Coordinator, Professional Scouting
 Bergeron, Peter: Pro Scout
 Frias, Franco: Pro Scout
 Groot, Scott: Pro Scout
 Latham, Bill: Pro Scout
 Lovelace, Vance: Special Assignment Scout
 Lynn, Jason: Pro Scout
 McAvoy, Jeff: Special Assignment Scout
 Meadows, Tydus: Pro Scout
 Pope, Steve: Pro Scout
 Schmidt, Tim: Pro Scout
 Smith, Chris: Pro Scout
 Smith, Matt: Special Assignment Scout
 Stringer, Philip: Pro Scout
 Suzuki, Yogo: Japan
 Tackett, Lee: Pro Scout
 Walrond, Les: Pro Scout

International Scouting:

Cruz, Ismael: VP, International Scouting
 Alou, Moises: International Scout, Dominican Republic
 Arcila, Rafael: Video Scout, Venezuela
 Avila, Ralph: Advisor
 Barinas, Roman: Latin American Scouting Supervisor
 Bautista, Alejandro: Coach, International Scouting
 Brazon, Paul: International Scout, Venezuela
 Briceno, Jose: Crosschecker, Venezuela
 Brito, Mike: International Scout, Mexico
 Camps, Javier: Manager, International Scouting
 Canelon, Leon Jackson: Coordinator, Venezuela
 Castillo, Jairo: Crosschecker, Latin America
 Castro, Jean: International Scout, Venezuela
 Chirino, Rolando: International Scout, Curacao & Aruba
 Deeble, Jon: Director, Pacific Rim
 Doppelt, Matthew: Coordinator, Analytics
 Genao, Jonathan: Video Scout, Dominican Republic
 Gonzalez, Carlos: International Scout, Panama
 Guzman, Cristian: International Scout, Venezuela
 Kang, James: International Crosschecker
 Kim, Seungyun 'Simon': International Scout, Korea
 Lantigua, Dawlyn: International Scout, Dominican Republic
 Lantigua, Jesus: Coordinator, Dominican Republic
 Lin, San-Tai 'Allen': Assistant Director, Pacific Rim
 Moncion, Alant: Associate Video/Analytics
 Orozco, Miguel: International Scout, Colombia
 Parker, Brian: International Crosschecker
 Perez, Nestor: International Scout, Europe
 Pimentel, Manelik: Crosschecker, Dominican Republic
 Simancas, Andres: International Scout, Venezuela
 Soto, Juvenal: International Scout, Mexico
 Toribio, Domingo: International Scout, Dominican Republic
 Uribe, Laiky: Supervisor, Dominican Republic
 Veloz, Felvin: International Scout, Dominican Republic
 Villalobos, Oswaldo: International Scout, Venezuela



1020
KTNQ AM

The Spanish Radio Home
of the

Dodgers[®]

 **34** | UNIVISION
LOS ANGELES

HISTORY & RECORDS



The Dodgers won five straight home games from June 21 through July 3 via walk-off, making them the fifth team in the live-ball era (since 1920) to win via walk-off in five or more straight home games in a single season, joining the 2000 Royals (6 straight), 1986 Padres (5), 1986 Astros (5) and 2004 Athletics (5).

H I S T O R Y A N D R E C O R D S

Brooklyn/Los Angeles Dodgers NL Record (1890-2019)

| Year | Pos. | W-L | Gb | Manager | Pennant Winner | Year | Pos. | W-L | Gb | Manager | Pennant Winner |
|------|-------|--------|-------|---------------------------------|------------------|---|--------|---------------------|-------|-----------------------|--------------------|
| 1890 | 1st | 86-43 | +6.5 | William Mcgunnigle | Brooklyn | 1890 | 4th | 82-72 | 13 | Walter Alston | Pittsburgh (WC) |
| 1891 | 6th | 61-76 | 25.5 | John Montgomery Ward | Boston | 1961 | 2nd | 89-65 | 4 | Walter Alston | Cincinnati |
| 1892 | 3rd | 95-59 | 8 | John Montgomery Ward | Boston | 1962 | 2nd+ | 102-63 | 1 | Walter Alston | San Francisco |
| 1893 | 6th** | 65-63 | 2.0 | Dave Foutz | Boston | 1963 | 1st | 99-63 | +6 | Walter Alston | Los Angeles (WC) |
| 1894 | 5th | 70-61 | 17.5 | Dave Foutz | Baltimore | 1964 | 6th** | 80-82 | 13 | Walter Alston | St. Louis (WC) |
| 1895 | 5th** | 71-60 | 16.5 | Dave Foutz | Baltimore | 1965 | 1st | 97-65 | +2 | Walter Alston | Los Angeles (WC) |
| 1896 | 9th** | 58-73 | 33 | Dave Foutz | Baltimore | 1966 | 1st | 95-67 | +1.5 | Walter Alston | Los Angeles |
| 1897 | 6th** | 61-71 | 32 | William Barnie | Boston | 1967 | 8th | 73-89 | 28.5 | Walter Alston | St. Louis (WC) |
| 1898 | 10th | 54-91 | 46 | Barnie/Mike Griffin/C.h. Ebbets | Boston | 1968 | 7th** | 76-86 | 21 | Walter Alston | St. Louis |
| 1899 | 1st | 101-47 | +8 | Ned Hanlon | Brooklyn | 1969 | 4th | 85-77 | 8 | Walter Alston | New York (WC) |
| 1900 | 1st | 82-54 | +4.5 | Ned Hanlon | Brooklyn | 1970 | 2nd | 87-74 | 14.5 | Walter Alston | Cincinnati |
| 1901 | 3rd | 79-57 | 9.5 | Ned Hanlon | Pittsburgh | 1971 | 2nd | 89-73 | 1 | Walter Alston | Pittsburgh (WC) |
| 1902 | 2nd | 75-63 | 27.5 | Ned Hanlon | Pittsburgh | 1972 | 3rd** | 85-70 | 10.5 | Walter Alston | Cincinnati |
| 1903 | 5th | 70-66 | 19 | Ned Hanlon | Pittsburgh | 1973 | 2nd | 95-66 | 3.5 | Walter Alston | New York |
| 1904 | 6th | 56-97 | 50 | Ned Hanlon | New York | 1974 | 1st | 102-60 | +4 | Walter Alston | Los Angeles |
| 1905 | 8th | 48-104 | 56.5 | Ned Hanlon | New York (WC) | 1975 | 2nd | 88-74 | 20 | Walter Alston | Cincinnati (WC) |
| 1906 | 5th | 66-86 | 50 | Patsy Donovan | Chicago | 1976 | 2nd | 92-70 | 10 | Walter Alston | Cincinnati (WC) |
| 1907 | 5th | 65-83 | 40 | Patsy Donovan | Chicago (WC) | 1977 | 1st | 98-64 | +10 | Tommy Lasorda | Los Angeles |
| 1908 | 7th | 53-101 | 46 | Patsy Donovan | Chicago (WC) | 1978 | 1st | 95-67 | +2.5 | Tommy Lasorda | Los Angeles |
| 1909 | 6th | 55-98 | 55.5 | Harry Lumley | Pittsburgh (WC) | 1979 | 3rd | 79-83 | 11.5 | Tommy Lasorda | Pittsburgh (WC) |
| 1910 | 6th | 64-90 | 40 | Bill Dahlen | Chicago | 1980 | 2nd+ | 92-71 | 1 | Tommy Lasorda | Philadelphia (WC) |
| 1911 | 7th | 64-86 | 33.5 | Bill Dahlen | New York | 1981 | 1st X | 36-21 | +0.5 | Tommy Lasorda | Los Angeles (WC) |
| 1912 | 7th | 58-95 | 46 | Bill Dahlen | New York | | 4th XX | 27-26 | 6 | | |
| 1913 | 6th | 65-84 | 34.5 | Bill Dahlen | New York | 1982 | 2nd | 88-74 | 1 | Tommy Lasorda | St. Louis (WC) |
| 1914 | 5th | 75-79 | 19.5 | Wilbert Robison | Boston (WC) | 1983 | 1st | 91-71 | +3 | Tommy Lasorda | Philadelphia |
| 1915 | 3rd | 80-72 | 10 | Wilbert Robison | Philadelphia | 1984 | 4th | 79-83 | 13 | Tommy Lasorda | San Diego |
| 1916 | 1st | 94-60 | +2.5 | Wilbert Robison | Brooklyn | 1985 | 1st | 95-67 | +5.5 | Tommy Lasorda | St. Louis |
| 1917 | 7th | 70-81 | 26.5 | Wilbert Robison | New York | 1986 | 5th | 73-89 | 23 | Tommy Lasorda | New York (WC) |
| 1918 | 5th | 57-69 | 25.5 | Wilbert Robison | Chicago | 1987 | 4th | 73-89 | 17 | Tommy Lasorda | St. Louis |
| 1919 | 5th | 69-71 | 27 | Wilbert Robison | Cincinnati (WC) | 1988 | 1st | 94-67 | +7 | Tommy Lasorda | Los Angeles (WC) |
| 1920 | 1st | 93-61 | +7 | Wilbert Robison | Brooklyn | 1989 | 4th | 77-83 | 14 | Tommy Lasorda | San Francisco |
| 1921 | 5th | 77-75 | 16.5 | Wilbert Robison | New York (WC) | 1990 | 2nd | 86-76 | 5 | Tommy Lasorda | Cincinnati (WC) |
| 1922 | 6th | 76-78 | 17 | Wilbert Robison | New York (WC) | 1991 | 2nd | 93-69 | 1 | Tommy Lasorda | Atlanta |
| 1923 | 6th | 76-78 | 19.5 | Wilbert Robison | New York | 1992 | 6th | 63-99 | 35 | Tommy Lasorda | Atlanta |
| 1924 | 2nd | 92-62 | 1.5 | Wilbert Robison | New York | 1993 | 4th | 81-81 | +3.5 | Tommy Lasorda | Philadelphia |
| 1925 | 6th** | 68-85 | 27 | Wilbert Robison | Pittsburgh (WC) | 1994 | 1st | 58-56 | +2.5 | Tommy Lasorda | N/A |
| 1926 | 6th | 71-82 | 17.5 | Wilbert Robison | St. Louis (WC) | 1995 | 1st | 78-66 | +1 | Tommy Lasorda | Atlanta (WC) |
| 1927 | 6th | 65-88 | 28.5 | Wilbert Robison | Pittsburgh | 1996 | 2nd* | 90-72 | 1 | Lasorda/Russell | Atlanta |
| 1928 | 6th | 77-76 | 17.5 | Wilbert Robison | St. Louis | 1997 | 2nd | 88-74 | 2 | Bill Russell | Florida (WC) |
| 1929 | 6th | 70-83 | 28.5 | Wilbert Robison | Chicago | 1998 | 3rd | 83-79 | 15 | Russell/Glenn Hoffman | San Diego |
| 1930 | 4th | 86-68 | 6 | Wilbert Robison | St. Louis | 1999 | 3rd | 77-85 | 23 | Davey Johnson | Atlanta |
| 1931 | 4th | 79-73 | 21 | Wilbert Robison | St. Louis (WC) | 2000 | 2nd | 86-76 | 11 | Davey Johnson | New York |
| 1932 | 3rd | 81-73 | 9 | Max Carey | Chicago | 2001 | 3rd | 86-76 | 6 | Jim Tracy | Arizona (WC) |
| 1933 | 6th | 65-88 | 26.5 | Max Carey | New York (WC) | 2002 | 3rd | 92-70 | 6 | Jim Tracy | San Francisco |
| 1934 | 6th | 71-81 | 23.5 | Casey Stengel | St. Louis (WC) | 2003 | 2nd | 85-77 | 15.5 | Jim Tracy | Florida (WC) |
| 1935 | 5th | 70-83 | 29.5 | Casey Stengel | Chicago | 2004 | 1st | 93-69 | +2 | Jim Tracy | St. Louis |
| 1936 | 7th | 67-87 | 25 | Casey Stengel | New York | 2005 | 4th | 71-91 | 11 | Jim Tracy | Houston |
| 1937 | 6th | 62-91 | 33.5 | Burleigh Grimes | New York | 2006 | 1st** | 88-74 | +11.5 | Grady Little | St. Louis (WC) |
| 1938 | 7th | 69-80 | 18.5 | Burleigh Grimes | Chicago | 2007 | 4th | 82-80 | 8 | Grady Little | Colorado |
| 1939 | 3rd | 84-69 | 12.5 | Leo Durocher | Cincinnati | 2008 | 1st | 84-78 | +2 | Joe Torre | Philadelphia (WC) |
| 1940 | 2nd | 88-65 | 12 | Leo Durocher | Cincinnati (WC) | 2009 | 1st | 95-67 | +3 | Joe Torre | Philadelphia |
| 1941 | 1st | 100-54 | +2.5 | Leo Durocher | Brooklyn | 2010 | 4th | 80-82 | 12 | Joe Torre | San Francisco (WC) |
| 1942 | 2nd | 104-50 | 2 | Leo Durocher | St. Louis (WC) | 2011 | 3rd | 82-79 | 11.5 | Don Mattingly | St. Louis (WC) |
| 1943 | 3rd | 81-72 | 23.5 | Leo Durocher | St. Louis | 2012 | 2nd | 86-76 | 8.0 | Don Mattingly | San Francisco (WC) |
| 1944 | 7th | 63-91 | 42 | Leo Durocher | St. Louis (WC) | 2013 | 1st | 92-70 | +11.0 | Don Mattingly | St. Louis |
| 1945 | 3rd | 87-67 | 11 | Leo Durocher | Chicago | 2014 | 1st | 94-68 | +6.0 | Don Mattingly | San Francisco (WC) |
| 1946 | 2nd+ | 96-60 | 2 | Leo Durocher | St. Louis (WC) | 2015 | 1st | 92-70 | +8.0 | Don Mattingly | New York |
| 1947 | 1st | 94-60 | +5 | Clyde Sukeforth/Burt Shotton | Brooklyn | 2016 | 1st | 91-71 | +4.0 | Dave Roberts | Chicago (WC) |
| 1948 | 3rd | 84-70 | 7.5 | Durocher/Shotton | Boston | 2017 | 1st | 104-58 | +11.0 | Dave Roberts | Los Angeles |
| 1949 | 1st | 97-57 | +1 | Burt Shotton | Brooklyn | 2018 | 1st* | 92-71 | +1.0 | Dave Roberts | Los Angeles |
| 1950 | 2nd | 89-65 | 2 | Burt Shotton | Philadelphia | 2019 | 1st | 106-56 | +21.0 | Dave Roberts | Washington (WC) |
| 1951 | 2nd+ | 97-60 | 1 | Charlie Dressen | New York | Totals 1890-2019 | | 10,564-9,464 | | | .527 |
| 1952 | 1st | 96-57 | +4.5 | Charlie Dressen | Brooklyn | 1900-2019 | | 9,842-8,820 | | | .527 |
| 1953 | 1st | 105-49 | +13 | Charlie Dressen | Brooklyn | 1958-2019 | | 5,350-4,538 | | | .541 |
| 1954 | 2nd | 92-62 | 5 | Walter Alston | New York (WC) | Since 1900: 1st (34), 2nd (24), 3rd (15), 4th (11), 5th (9), | | | | | |
| 1955 | 1st | 98-55 | +13.5 | Walter Alston | Brooklyn (WC) | 6th (16), 7th (9), 8th (2) | | | | | |
| 1956 | 1st | 93-61 | +1 | Walter Alston | Brooklyn | ** Tied | | | | | |
| 1957 | 3rd | 84-70 | 11 | Walter Alston | Milwaukee (WC) | * Tied For First At End Of Regular Season And Won Playoff. | | | | | |
| 1958 | 7th | 71-83 | 21 | Walter Alston | Milwaukee | † Tied For First At End Of Regular Season But Lost Playoffs. | | | | | |
| 1959 | 1st++ | 88-68 | +2 | Walter Alston | Los Angeles (WC) | ++ Won Playoff And World Championship | | | | | |
| | | | | | | Wc-World Champions | | | | | |
| | | | | | | #-Wild Card Berth | | | | | |
| | | | | | | X-First Half XX-Second Half | | | | | |

Brooklyn/Los Angeles Dodgers Individual Single-Season Records

Batting Records:

| | |
|---|-------|
| Highest Batting Average | 393 |
| Babe Herman (1930) | |
| Highest Slugging Percentage | 678 |
| Babe Herman (1930) | |
| Highest On-Base Percentage | 455 |
| Babe Herman (1930) | |
| Most Games | **165 |
| Maury Wills (1962) | |
| Most Games (Brooklyn) | 158 |
| Carl Furillo, Gil Hodges (1951) | |
| Most At-Bats | 695 |
| Maury Wills (1962) | |
| Most At-Bats (Brooklyn) | 667 |
| Carl Furillo (1951) | |
| Most Runs | 148 |
| Hub Collins (1890) | |
| Since 1900 | 143 |
| Babe Herman (1930) | |
| Most Hits | 241 |
| Babe Herman (1930) | |
| Most Singles | 187 |
| Wee Willie Keeler (1899) | |
| Since 1900 | 179 |
| Wee Willie Keeler (1900) | |
| Maury Wills (1962) | |
| Most Doubles | 52 |
| John Frederick (1929) | |
| Most Triples | 26 |
| George Treadway (1894) | |
| Since 1900 | 22 |
| Hy Myers (1920) | |
| Most Home Runs | |
| (Left-Handed Batter) | 49 |
| Shawn Green (2001) | |
| Most Home Runs | |
| (Right-Handed Batter) | 48 |
| Adrian Beltre (2004) | |
| Most Home Runs At Home | 27 |
| Cody Bellinger (2019) | |
| Most Home Runs On The Road | 30 |
| Shawn Green (2001) | |
| Most Home Runs In One Month | 15 |
| Duke Snider (August, 1953) | |
| Pedro Guerrero (June, 1985) | |
| Most Home Runs, Rookie Season | 39 |
| Cody Bellinger (2017) | |
| Most Grand Slams | 3 |
| Kal Daniels (1990) | |
| Mike Piazza (1998) | |
| Adrian Beltre (2004) | |
| Matt Kemp (2009) | |
| Chris Taylor (2017) | |
| Most Extra-Base Hits | 94 |
| Babe Herman (1930) | |
| Most Total Bases | 416 |
| Babe Herman (1930) | |
| Most Runs Batted In | 153 |
| Tommy Davis (1962) | |
| Most Runs Batted In (Brooklyn) | 142 |
| Roy Campanella (1953) | |
| Most Walks | 148 |
| Eddie Stanky (1945) | |
| Most Strikeouts | 178 |
| Chris Taylor (2018) | |

| | |
|--|------|
| Most Strikeouts (Brooklyn) | 115 |
| Dolph Camilli (1941) | |
| Fewest Strikeouts (150 Games) | 15 |
| Jim Johnston (1923) | |
| Most Hit By Pitch | 20 |
| Hughie Jennings (1900) | |
| Most Sacrifices | |
| (including sacrifice flies) | 39 |
| Jake Daubert (1915) | |
| Most Sacrifice Hits | 32 |
| Jim Casey (1907) | |
| Most Sacrifice Flies | **19 |
| Gil Hodges (1954) | |
| Most Stolen Bases | 104 |
| Maury Wills (1962) | |
| Most Stolen Bases (Brooklyn) | 88 |
| Monte Ward (1892) | |
| Since 1900 | 67 |
| Jimmy Sheppard (1903) | |
| Most Stolen Bases of Home | 7 |
| Pete Reiser (1947) | |
| Most Pinch-Hits | 18 |
| Dave Hansen (1993) | |
| Most Pinch-Hits (Brooklyn) | 16 |
| Sid Gautreaux (1936) | |
| Most Pinch-Homers | 7 |
| Dave Hansen (2000) | |
| Most Grounded Into Double Plays | 27 |
| Carl Furillo (1956) and Eric Karros (1996) | |
| Fewest Grounded Into Double Plays | 0 |
| Chase Utley (2016 - 512 at-bats) | |

Pitching Records:

| | |
|--|------------|
| Most Victories – (Right-Hander) | 30 |
| Tom Lovett (1890) | |
| Since 1900 | 29 |
| Joe McGinnity (1900) | |
| Most Victories – (Left-Hander) | 27 |
| Sandy Koufax (1966) | |
| Most Victories – (Left-Hander-Brooklyn) | |
| Nap Rucker (1911) | 22 |
| Highest Winning Percentage | |
| (Los Angeles) | 933 (14-1) |
| Phil Regan (1966) | |
| Highest Winning Percentage | |
| (Brooklyn) | 889 (16-2) |
| Fred Fitzsimmons (1940) | |
| Highest Winning Percentage | |
| (20-Game Winner) | 880 (22-3) |
| Preacher Roe (1951) | |
| Lowest Earned Run Average | 1.58 |
| Rube Marquard (1916) | |
| Most Games Lost | 27 |
| George Bell (1910) | |
| Most Games | **106 |
| Mike Marshall (1974) | |
| Most Games (Brooklyn) | 62 |
| Clem Labine (1956) | |
| Most Games Started | 44 |
| Bill Terry (1890) | |
| George Haddock (1892) | |
| Brickyard Kennedy (1893) | |
| Since 1900 | 42 |
| Don Drysdale (1963 and 1965) | |
| Most Complete Games | 40 |
| Brickyard Kennedy (1893) | |
| Since 1900 | 38 |
| Oscar Jones (1904) | |

| | |
|---|---------|
| Most Games Finished | 83 |
| Mike Marshall (1974) | |
| Most Games Finished (Brooklyn) | 47 |
| Clem Labine (1956) | |
| Most Innings Pitched | 382.2 |
| Brickyard Kennedy (1893) | |
| Since 1900 | 377.0 |
| Oscar Jones (1904) | |
| Most Innings Pitched, Reliever | **208.0 |
| Mike Marshall (1974) | |
| Most Saves | 55 |
| Eric Gagné (2003) | |
| Most Saves (Brooklyn) | 24 |
| Jim Hughes (1954) | |
| Most Strikeouts | 382 |
| Sandy Koufax (1965) | |
| Most Strikeouts (Brooklyn) | 262 |
| Dazzy Vance (1924) | |
| Most Base on Balls | 151 |
| Bill Donovan (1901) | |
| Most Hit Batsmen | 41 |
| Joe McGinnity (1900) | |
| Most Wild Pitches | 17 |
| Sandy Koufax (1958) | |
| Darren Dreifort (2000) | |
| Most Wild Pitches (Brooklyn) | 15 |
| Larry Cheney (1916) | |
| Most Runs Allowed | 188 |
| Harry McIntyre (1905) | |
| Most Earned Runs Allowed | 138 |
| Burleigh Grimes (1925) | |
| Most Hits Allowed | 364 |
| Joe McGinnity (1900) | |
| Most Home Runs Allowed | 38 |
| Don Sutton (1970) | |
| Most Home Runs (Brooklyn) | 35 |
| Don Newcombe (1955) | |
| Most Shutouts (Left-Hander) | 11 |
| Sandy Koufax (1963) | |
| Most Shutouts (Right-Hander) | 9 |
| Don Sutton (1972) | |
| Most Shutouts (Brooklyn) | 7 |
| Burleigh Grimes (1918) | |
| Whit Wyatt (1941) | |

Fielding Records:

| | |
|---|-------|
| Most Putouts | 1,606 |
| Steve Garvey (1977) | |
| Most Assists | 560 |
| Bill Russell (1973) | |
| Most Total Chances | 1,669 |
| Steve Garvey (1977) | |
| Most Double Plays | 171 |
| Gil Hodges (1951) | |
| Highest Fielding Average | |
| (By an Infielder) | 998 |
| Steve Garvey (1976) 1653 chances | |
| Highest Fielding Average | |
| (By an Outfielder, min. 300 chances) .. | 1,000 |
| Brett Butler (1991) 380 chances | |
| Brett Butler (1993) 375 chances | |
| Fewest Errors | |
| (By an Infielder) | |
| Adrián González (2016) 1192 chances | 2 |
| (By an Outfielder, min. 300 chances) | |
| Brett Butler (1991) 380 chances | 0 |
| Brett Butler (1993) 375 chances | |
| Most Errors | 107 |
| Bill Joyce (1891) | |

Los Angeles Individual Single-Season Records (1958-2019)

Batting Records:

| | |
|---|-------|
| Highest Batting Average (Right-Handed)..... | 362 |
| Mike Piazza (1997) | |
| Highest Batting Average (Left-Handed)..... | 328 |
| Wally Moon (1961) | |
| Highest Slugging Pct. (Left-Handed)..... | 615 |
| Reggie Smith (1977) | |
| Highest Slugging Pct. (Right-Handed)..... | 643 |
| Gary Sheffield (2000) | |
| Highest On-Base Percentage | 438 |
| Wally Moon (1960) | |
| Gary Sheffield (2000) | |
| Most Games | **165 |
| Maury Wills (1962) | |
| Most At-Bats | 695 |
| Maury Wills (1962) | |
| Most Runs | 130 |
| Maury Wills (1962) | |
| Most Hits | 230 |
| Tommy Davis (1962) | |
| Most Singles | 179 |
| Maury Wills (1962) | |
| Most Doubles | 49 |
| Shawn Green (2003) | |
| Most Triples | 16 |
| Willie Davis (1970) | |
| Most Home Runs (Right-Handed) | 48 |
| Adrian Beltre (2004) | |
| Most Home Runs (Left-Handed) | 49 |
| Shawn Green (2001) | |
| Most Home Runs, One Month | 15 |
| Pedro Guerrero (June, 1985) | |
| Most Home Runs At Home | 27 |
| Cody Bellinger (2019) | |
| Most Home Runs On The Road | 30 |
| Shawn Green (2001) | |
| Most Grand Slams | 3 |
| Kal Daniels (1990) | |
| Mike Piazza (1998) | |
| Adrian Beltre (2004) | |
| Matt Kemp (2009) | |
| Chris Taylor (2017) | |
| Most Extra-Base Hits | 84 |
| Shawn Green (2001) | |
| Most Total Bases | 376 |
| Adrian Beltre (2004) | |
| Most Runs Batted In | 153 |
| Tommy Davis (1962) | |
| Most Bases on Balls | 110 |
| Jimmy Wynn (1975) | |

| | |
|--|-----|
| Most Strikeouts | 178 |
| Chris Taylor (2018) | |
| Fewest Strikeouts (150 Games) | 28 |
| Jim Gilliam (1960) | |
| Most Hit By Pitch | 19 |
| Justin Turner (2017) | |
| Most Sacrifices (including sacrifice flies) | 33 |
| Jose Offerman (1993) | |
| Most Sacrifice Hits | 25 |
| Jose Offerman (1993) | |
| Most Sacrifice Flies | 13 |
| Reggie Smith (1978) | |
| Most Stolen Bases | 104 |
| Maury Wills (1962) | |
| Most Caught Stealing | 31 |
| Maury Wills (1965) | |
| Most Pinch-Hits | 18 |
| Dave Hansen (1993) | |
| Most GIDP | 27 |
| Eric Karros (1996) | |
| Fewest GIDP | 0 |
| Chase Utley (2016- 512 AB) | |

Pitching Records:

| | |
|---|-------------------------------|
| Most Wins (Right-Hander) | 25 |
| Don Drysdale (1962) | |
| Most Wins (Left-Hander) | 27 |
| Sandy Koufax (1966) | |
| Most Wins (Reliever) | 16 |
| Ron Perranoski (1963) | |
| Highest Winning Percentage | .933 (14-1) Phil Regan (1966) |
| Lowest Earned Run Average | 1.66 |
| Zack Greinke (2015) | |
| Most Losses | 18 |
| Claude Osteen (1968) and Don Sutton (1969) | |
| Most Games | **106 |
| Mike Marshall (1974) | |
| Most Games Started | 42 |
| Don Drysdale (1963 and 1965) | |
| Most Complete Games | 27 |
| Sandy Koufax (1965 and 1966) | |
| Most Games Finished (RHP) | 83 |
| Mike Marshall (1974) | |
| Most Games Finished (LHP) | 52 |
| Ron Perranoski (1964) | |
| Most Innings Pitched | 335.2 |
| Sandy Koufax (1965) | |
| Most Innings Pitched, Reliever | **208.0 |
| Mike Marshall (1974) | |
| Most Saves | 55 |
| Eric Gagné (2003) | |
| Most Strikeouts (LHP) | 382 |
| Sandy Koufax (1965) | |

| | |
|---|-----|
| Most Strikeouts (RHP) | 251 |
| Don Drysdale (1963) | |
| Most Bases On Balls | 124 |
| Fernando Valenzuela (1987) | |
| Chan Ho Park (2000) | |
| Most Hit Batsmen | 20 |
| Don Drysdale (1961) | |
| Chan Ho Park (2001) | |
| Most Wild Pitches | 17 |
| Sandy Koufax (1958) | |
| Darren Dreifort (2000) | |
| Most Runs Allowed | 127 |
| Don Sutton (1970) | |
| Most Earned Runs Allowed | 118 |
| Don Sutton (1970) | |
| Most Hits Allowed | 298 |
| Claude Osteen (1967) | |
| Most Home Runs Allowed | 38 |
| Don Sutton (1970) | |
| Most Shutouts (Left-Hander) | 11 |
| Sandy Koufax (1963) | |
| Most Shutouts (Right-Hander) | 9 |
| Don Sutton (1972) | |

Fielding Records:

| | |
|---|--------|
| Most Putouts | 1606 |
| Steve Garvey (1977) | |
| Most Assists | 560 |
| Bill Russell (1973) | |
| Most Total Chances | 1669 |
| Steve Garvey (1977) | |
| Most Double Plays | 138 |
| Steve Garvey (1976) | |
| Highest Fielding Percentage (By an Infielder)..... | .998 |
| Steve Garvey (1976) 1653 chances | |
| Highest Fielding Percentage (By an Outfielder, min. 300 chances)..... | *1.000 |
| Brett Butler (1991) 380 chances | |
| Brett Butler (1993) 375 chances | |
| Fewest Errors | 2 |
| (By an Infielder)..... | |
| Adrian Gonzalez (2016) 1192 chances | |
| (By an Outfielder, min. 300 chances)..... | *0 |
| Brett Butler (1991) 380 chances | |
| Brett Butler (1993) 375 chances | |
| Most Errors | 42 |
| Jose Offerman (1992) | |

*Co-holds Major League record for an outfielder with 150 or more games

Dodger Rookie Records (1890-2019)

Batting:

| | |
|-------------------------------|------|
| Games Played | 159 |
| Ted Sizemore (1969) | |
| At-Bats | 638 |
| Steve Sax (1982) | |
| Runs | 127 |
| Johnny Frederick (1929) | |
| Hits | 206 |
| Johnny Frederick (1929) | |
| Batting Average | 353 |
| Fielder Jones (1896) | |
| Slugging Average | 581 |
| Cody Bellinger (2017) | |
| Singles | 146 |
| Steve Sax (1982) | |
| Doubles | **52 |
| Johnny Frederick (1929) | |

| | |
|--------------------------------|------|
| Triples | 18 |
| Harry Lumley (1904) | |
| Home Runs | 139 |
| Cody Bellinger (2017) | |
| RBI | 112 |
| Mike Piazza (1993) | |
| Extra-Base Hits | 82 |
| Johnny Frederick (1929) | |
| Total Bases | 342 |
| Johnny Frederick (1929) | |
| Walks | 100 |
| Jim Gilliam (1953) | |
| Strikeouts | 170 |
| Joc Pederson (2015) | |
| Fewest Strikeouts | **17 |
| Buddy Hassett (1936) | |

| | |
|-----------------------------|-----|
| Stolen Bases | 49 |
| Steve Sax (1982) | |
| Sacrifice Hits | *28 |
| Jackie Robinson (1947) | |

Pitching:

| | |
|--------------------------------------|----|
| Games | 74 |
| Yhency Brazoban (2005) | |
| Games Started | 36 |
| Henry Schmidt and Oscar Jones (1903) | |
| Complete Games | 32 |
| Joe Yeager (1898) | |
| Wins | 23 |
| Jeff Pfeiffer (1914) | |
| Losses | 25 |
| Harry McIntyre (1905) | |

Legend for Dodger records: *Major League Record *Co-Holds Major League Record †NL Record †Co-Holds NL Record †Modern NL Record
 †Co-Holds Modern NL Record †Major League Record for 162-game season **Bold Type** - Current Dodger

Dodger Rookie Records (1890-2019) (Continued)

| | | |
|---|--|--|
| Highest Winning Percentage789 (15-4) Joe Black (1952) | Most Hits Allowed340 Harry McIntyre (1905) | Shutouts8 Fernando Valenzuela (1981) |
| Lowest ERA1.97 Jeff Pfeffer (1914) | Most Walks Allowed137 Hal Gregg (1944) | Saves24 Takashi Saito (2006) |
| Innings324 Oscar Jones (1903) | Strikeouts236 Hideo Nomo (1995) | |

Brooklyn/Los Angeles Single-Season Club Batting Records

| | | |
|---|--|---|
| Highest Batting Average313 (1894) Since 1900......304 (1930) | Most Triples130 (1894) Since 1900......99 (1920) | Most Stolen Bases409 (1892) Since 1900......274 (1900) |
| Most Games165 (1962) | Most Home Runs279 (2019) | Most Hit by Pitch125 (1899) Since 1900......81 (1900) |
| Most At-Bats5642 (1982) | Most Grand Slams10 (2004) | Most Left On Base1278 (1947) |
| Most Runs1021 (1894) Since 1900......955 (1953) | Most Pinch-Homers13 (2019) | Most Walks732 (1947) |
| Most Hits1654 (1930) | Most RBI887 (1953) | Most Intentional BB91 (1956) |
| Most Extra-Base Hits564 (2018) | Most Total Bases2593 (2019) | Most Strikeouts1436 (2018) |
| Most Singles1223 (1925) | Highest Slugging Pct.474 (1953) | Fewest Strikeouts318 (1922) |
| Most Doubles312 (2017) | Highest On-Base Pct.378 (1894) Since 1900......366 (1953) | |

Los Angeles Single-Season Club Batting Records

| | | |
|---|---|---|
| Highest Batting Average276 (2006) | Most Grand Slams10 (2004) | Most Hit by Pitch81 (2019) |
| Most Games165 (1962) | Most Pinch-Hits81 (1992) | Most Walks668 (2000) |
| Most At-Bats5642 (1982) | Most Pinch-Homers13 (2019) | Most Strikeouts1436 (2018) |
| Most Runs886 (2019) | Most RBI861 (2019) | Fewest Strikeouts744 (1976) |
| Most Hits1552 (2006) | Most Total Bases2593 (2019) | Most Sacrifices164 (1964) |
| Most Singles1128 (1970) | Most Extra-Base Hits601 (2019) | Most Sacrifice Hits120 (1964) |
| Most Doubles312 (2017) | Highest Slugging Pct.472 (2019) | Most Sacrifice Flies64 (1974) |
| Most Triples67 (1970) | Highest On-Base Pct.348 (2006) | Fewest GDP79 (1965) |
| Most Home Runs279 (2019) | Most Stolen Bases198 (1962) | Most Left on Base1224 (2009) |

Brooklyn Single-Season Club Batting Records

| | | |
|---|---|--|
| Highest Batting Average313 (1894) | Most Home Runs208 (1953) | Most Stolen Bases409 (1892) |
| Most Games157 (1951) | Most Grand Slams8 (1952) | Most Hit by Pitch125 (1899) Since 1900......81 (1900) |
| Most At-Bats5574 (1936) | Most Pinch-Homers7 (1932) | Most Walks732 (1947) |
| Most Runs955 (1953) | Most RBI887 (1953) | Most Intentional Walks91 (1956) |
| Most Hits1654 (1930) | Most Total Bases2545 (1953) | Most Strikeouts848 (1957) |
| Most Singles1223 (1925) | Most Extra-Base Hits541 (1953) | Fewest Strikeouts318 (1922) |
| Most Doubles303 (1930) | Highest Slugging Pct.474 (1953) | |
| Most Triples130 (1894) | Highest On-Base Pct.378 (1894) | |

Brooklyn/Los Angeles Single-Season Club Pitching Records

| | | |
|--|--|--|
| Most Saves58 (2003) | Most Hits Allowed1608 (1925) | Lowest ERA2.12 (1916) |
| Most Complete Games135 (1904) | Fewest Hits Allowed1024 (1918) | Most Wild Pitches76 (2009) |
| Most Innings Pitched1491 (1973) | Fewest Walks Allowed258 (1919) | Most Homers Allowed192 (1999) |
| Most Runs Allowed1007 (1894) | Most Walks Allowed671 (1946) | Fewest Homers Allowed10 (1902) |
| Fewest Runs Allowed463 (1918) | Most Strikeouts1565 (2018) | Most Hit Batters75 (2000) |
| Most Earned Runs Allowed743 (1929) | Fewest Strikeouts216 (1895) | Most Balks30 (1988) |
| Fewest Earned Runs Allowed336 (1916) | Most Shutouts24 (1963, 1988) | |

Los Angeles Single-Season Club Pitching Records

| | | |
|--|--|--|
| Most Saves58 (2003) | Most Hits Allowed1524 (2006) | Most Homers Allowed192 (1999) |
| Most Complete Games58 (1965) | Fewest Walks Allowed356 (1966) | Fewest Homers Allowed65 (1968) |
| Most Innings Pitched1491 (1973) | Most Walks Allowed614 (1959) | Most Hit Batters75 (2000) |
| Most Runs Allowed787 (1999) | Most Strikeouts1565 (2018) | Most Balks30 (1988) |
| Fewest Runs Allowed490 (1966) | Fewest Strikeouts747 (1976) | Most Intentional Walks101 (1967) |
| Most Earned Runs Allowed718 (1999) | Most Shutouts24 (1963, 1988) | Fewest Intentional Walks9 (1974) |
| Fewest Earned Runs Allowed425 (1966) | Lowest ERA2.62 (1966) | |
| Fewest Hits Allowed196 (1972) | Most Wild Pitches76 (2009) | |

Brooklyn Single-Season Club Pitching Records

| | | |
|--|--|--|
| Most Saves37 (1955) | Most Hits Allowed1608 (1925) | Most Homers Allowed171 (1956) |
| Most Complete Games135 (1904) | Fewest Walks Allowed258 (1919) | Fewest Homers Allowed10 (1902) |
| Most Innings Pitched1433 (1940) | Most Walks Allowed671 (1946) | Most Hit Batters68 (1903) |
| Most Runs Allowed1007 (1894) | Most Strikeouts891 (1957) | Most Balks12 (1950) |
| Fewest Runs Allowed463 (1918) | Fewest Strikeouts216 (1895) | |
| Most Earned Runs Allowed743 (1929) | Most Shutouts22 (1906, 1916) | |
| Fewest Earned Runs Allowed336 (1916) | Lowest ERA2.12 (1916) | |
| Fewest Hits Allowed1024 (1918) | Most Wild Pitches70 (1894) | |

Brooklyn/Los Angeles Single-Season Club Fielding Records

| | | |
|--|---|---|
| Highest Fielding Pct.988 (2004, 2015) | Fewest Assists1367 (2017) | Most Double Plays 198 (1958) |
| Lowest Fielding Pct.924 (1891) | Most Total Chances 6550 (1982) | Fewest Double Plays 73 (1891, 1906) |
| Since 1900937 (1905) | Fewest Total Chances 5845 (1938) | Fewest Passed Balls 4 ('33, '51, '53-54) |
| Most Putouts4480 (2005) | Most Errors 432 (1891) | Most Passed Balls71 (1892) |
| Fewest Putouts3992 (1938) | Since 1900408 (1905) | Most Consecutive Errorless Games |
| Most Assists1946 (1982) | Fewest Errors73 (2004) |13 (June 14-26, 2015) |

Los Angeles Single-Season Club Fielding Records

| | | |
|--|---|--|
| Highest Fielding Pct.988 (2004, 2015) | Most Total Chances 6550 (1982) | Most Passed Balls24 (1973) |
| Lowest Fielding Pct.970 (1962) | Fewest Total Chances 5871 (2019) | Fewest Passed Balls5 (2007, 2009) |
| Most Putouts4480 (2005) | Most Errors193 (1962) | Most Consecutive Errorless Games |
| Fewest Putouts4105 (1958) | Fewest Errors73 (2004) |13 (June 14-26, 2015) |
| Most Assists1946 (1982) | Most Double Plays 198 (1958) | |
| Fewest Assists1367 (2017) | Fewest Double Plays101 (2016) | |

Brooklyn/Los Angeles Club General Records

| | | |
|--|---|---|
| Most Games Played165 (1962) | Fewest Games Lost at Home: | Worst Road Winning Percentage: |
| Most Games Won: | Brooklyn 17 (1953) | Brooklyn250 (19-57, 1905) |
| Brooklyn105 (1953) | Los Angeles22 (2019) | Los Angeles321 (26-55, 1992) |
| Los Angeles106 (2019) | Most Games Lost at Home: | Most Night Games Won:75 (2019) |
| Most Games Lost: | Brooklyn50 (1908) | Most Extra-Inning Games: |
| Brooklyn105 (1905) | Los Angeles44 (1992, 99) | Brooklyn25 (1910) |
| Los Angeles99 (1992) | Best Winning Percentage at Home: | Record: 10-14-1 |
| Best Winning Percentage: | Brooklyn779 (60-17, 1953) | LA27 (1967) |
| Brooklyn682 (105-49, 1953) | Los Angeles728 (59-22, 2019) | Record: 10-17 |
| Los Angeles654 (106-56, 2019) | Worst Winning Percentage at Home: | Most Extra-Inning Games Won: |
| Worst Winning Percentage: | Brooklyn351 (27-50, 1908) |15 (1973) |
| Brooklyn316 (48-104, 1905) | Los Angeles457 (37-44, 1992, 99) | Most Extra-Inning Games Lost: |
| Los Angeles389 (63-99, 1992) | Most Games Won on the Road: |17 (1967) |
| Most Games Won in a Month: | Brooklyn51 (1952) | Most Wins from a Club at Home: |
| Brooklyn25 (July 1947, Aug. 1953) | Los Angeles50 (1974) |16 vs. Pittsburgh (1890)** |
| Los Angeles23 (Aug. 2013) | Fewest Games Won on the Road: | Most Wins from a Club on the Road: |
| Most Games Lost in a Month: | Brooklyn19 (1905) |11 vs. Philadelphia (1945)* |
| Brooklyn27 (Sept. 1908) | Los Angeles26 (1992) | Most Years Played: |
| Los Angeles20 (July 1968, | Most Games Lost on the Road: | Zack Wheat (1909-1926) and |
| June 79, Sept.-Oct. 92) | Brooklyn57 (1905) | Bill Russell (1969-1986) |
| Most Games Won at Home: | Los Angeles55 (1992) | Most Postponed Games: |
| Brooklyn60 (1953) | Fewest Games Lost on the Road: | Brooklyn20 (1952) |
| Los Angeles59 (2019) | Brooklyn24 (1952) | Los Angeles8 (1976) |
| Fewest Games Won at Home: | Los Angeles31 (1974, 88) | Most Players Used in a Season: |
| Brooklyn27 (1908) | Best Winning Percentage on the Road: | Brooklyn55 (1944) |
| Los Angeles37 (1992, 99) | Brooklyn680 (51-24, 1952) | Los Angeles55 (2015, 2016) |
| | Los Angeles617 (50-31, 1974) | Most Come-From Behind Wins: |
| | | Brooklyn52 (1953) |
| | | Los Angeles53 (2004) |

Brooklyn/Los Angeles Consecutive Records

Individual Pitching:

| | |
|---|---|
| Shutout Innings:**59 | Strikeouts, 1st Major League Game: 6 |
| Orel Hershiser (Aug. 30-Sept. 28, '88) | Karl Spooner |
| Shutouts:**6 | (Sept. 22, 1954 vs. New York Giants) |
| Don Drysdale (May 14-June 4, 1968) | Pete Richert |
| Games Pitched, Reliever:13 | (April 12, 1962 vs. Cincinnati) |
| Mike Marshall (June 18-July 3, 1974) | Strikeouts at the Start of a Game:9 |
| Games Won in a Season: | Aaron Harang |
| Los Angeles:13 | (April 13, 2012 vs. San Diego) |
| Phil Regan (May 17-Sept. 23, 1966) | Most Strikeouts, 2 Consec. Games:31 |
| Brooklyn:15 | Sandy Koufax (Aug. 24 and 31, 1959) |
| Dazzy Vance (July 11-Sept. 18, 1924) | Most Strikeouts, 3 Consec. Games:41 |
| Wins in a Season (Starting Pitcher): | Sandy Koufax |
| Los Angeles:12 | (Aug. 24, 31 and Sept. 6, 1959) |
| Burt Hooton (July 24 - Sept. 26, 1975) | Most Strikeouts, 4 Consec. Games:50 |
| Clayton Kershaw (May 6-Sept. 1, 2017) | Hideo Nomo |
| Losses in a Season: | (June 14, 19, 24 and 29, 1995) |
| Los Angeles:11 | Most Walks, Inning6 |
| Rick Honeycutt (May 18-Aug. 22, 1987) | Brickyard Kennedy |
| Brooklyn:14 | (Aug. 31, 1900 - 2nd inning) |
| James Pastorius (1908) | Most Strikeouts, 1st 2 Innings7 |
| Strikeouts in a Game:9 | Darren Dreifort |
| Aaron Harang | (May 22, 2003 vs. Colorado) |
| (April 13, 2012 vs. San Diego) | Most Saves, Consecutive Games6 |
| Strikeouts in a Game by a Reliever:6 | Eric Gagné (May 16-22, 2003) |
| Pete Richert | Most Saves, One Season55‡ |
| (April 12, 1962 vs. Cincinnati) | Eric Gagné (2003) |
| Ron Perranoski | Games Pitched, No Homers104 |
| (Sept. 12, 1966 vs. New York Mets) | Joe Beimel (2008) |

| |
|---------------------------------------|
| Most Saves Converted**84 |
| Eric Gagné |
| (Aug. 28, 2002 - July 3, 2004) |

Individual Batting:

| |
|--|
| Hitting Streak |
| Brooklyn29 |
| Zack Wheat (Aug. 20-Sept. 16, 1916) |
| Los Angeles31 |
| Willie Davis (Aug. 1-Sept. 3, 1969) |
| Reached Base Safely in a Game:7 |
| Cookie Lavagetto |
| (Sept. 23, 1939 at Philadelphia) |
| Reached Base Safely:14 |
| Pedro Guerrero (July 23-26, 1985) |
| Hits |
| Brooklyn10 |
| Edward Konetchy |
| (June 28, 29 and July 1, 1919) |
| Los Angeles10 |
| Andre Ethier (Aug. 22-25, 2012) |
| Hits, 3 Games:12 |
| Wee Willie Keeler (June 19-21, 1901) |
| Milton Stock (June 30 - July 2, 1925) |
| Rafael Furcal (May 13-15, 2007) |
| Hits, 4 Games:16 |
| Milton Stock |
| (June 30, July 1, 2 and 3, 1925) |

Brooklyn/Los Angeles Consecutive Records (Continued)

| | | |
|--|---|---|
| <p>Extra-Base Hits: 5 Steve Garvey (Aug. 28, 1977 vs. St. Louis)</p> <p>Games with a Home Run: 5 Roy Campanella (June 11-17, 1950) Shawn Green (July 21-25, 2001) Matt Kemp (Sept. 28-Oct. 3, 2010) Joe Pederson (May 31-June 3, 2015)</p> <p>Home Runs, Three Games *7 Shawn Green (May 23-25, 2002)</p> <p>Games Played: 1,107 Steve Garvey (Sept. 3, 1975-end of 1982 season)</p> <p>Years Played All Games: 7 Steve Garvey (1976-1982)</p> <p>Stolen Bases: 38 Davey Lopes (June 10-Aug. 24, 1975)</p> <p>Games With Run Scored: 13 Zack Wheat (Aug. 18-Aug. 28, 1925)</p> | <p>Club Batting:</p> <p>Games with a Homer: 24 (June 18-July 10, 1953)</p> <p>Batters Reached Safely in an Inning: **19 (May 21, 1952 vs. Cincinnati)</p> <p>Hits, Game: *12 (June 23, 1930 vs. Pittsburgh 6th and 7th innings)</p> <p>Hits in an Inning: *10 (June 23, 1930 vs. Pittsburgh, 6th inn.)</p> <p>Home Runs in an Inning: *4 (Sept. 18, 2006 vs. San Diego, 9th inn.)</p> <p>Club General:</p> <p>Games Won: 15 Brooklyn: (Aug. 29-Sept. 6, 1924)</p> | <p>Los Angeles: 13 (May 21-June 1, 1962 and Sept. 16-30, 1965)</p> <p>Games Lost: Brooklyn: 16 (1944) Los Angeles: 11 (Sept. 2-11, 2017)</p> <p>Games Won From a Club on the Road: *18 vs. Pittsburgh (1945-1946)</p> <p>Doubleheaders Won in a Season: *4 (Sept. 1-4, 1924)</p> <p>Games with at Least One Double Play: 23 (Aug. 7-27, 1952)</p> |
|--|---|---|

Brooklyn/Los Angeles Single-Game Records

| | | |
|--|--|--|
| <p>Club General:</p> <p>Longest Game by Innings: 26 May 1, 1920 at Boston Braves (Dodgers and Braves tied 1-1)</p> <p>Longest game in Major League History Los Angeles: 22 June 3, 1989 at Houston (Astros won 5-4) Aug. 23, 1989 at Montreal (Dodgers won 1-0)</p> <p>Longest Game by Innings at Home: 19 May 24, 1973 vs. New York (Mets won 7-3)</p> <p>Longest 9-Inn. Home Game, Time: 4:19 June 25, 2017 vs. Colorado</p> <p>Longest 9-Inn. Road Game, Time: **4:27 Oct. 5, 2001 at San Francisco</p> <p>Longest Extra-Inn. Road Game, Time: 7:14 June 3, 1989 at Houston Longest night game in N.L. history</p> <p>Longest Extra-Inn. Home Game, Time: 6:05 March 29, 2019 vs. Arizona</p> <p>Shortest Road Game, Time: 0:55 Sept. 21, 1919 at Cincinnati</p> <p>Shortest Home Game, Time: 1:30 May 20, 1972 vs. Houston</p> <p>Most Players Used: 28 Sept. 13, 1982 vs. San Diego 16 innings Sept. 15, 2015 vs. Colorado 16 innings (NL record for an extra-inning game)</p> <p>9-Inning Game: 26 Oct. 6, 1985 vs. Cincinnati</p> <p>Club Pitching:</p> <p>Most Strikeouts: 26 (June 2, 2017 at MIL.) – 12 Innings 9-Inning Game: 18 7 times; last time: May 15, 2015 vs. Colorado</p> <p>Most Walks Allowed: 17 April 30, 1944 at New York Giants Los Angeles: 16 (June 29, 1962 vs. New York)</p> <p>Most Runs Allowed: 28 (Aug. 25, 1891 vs. Chicago)</p> <p>Since 1900: 26 (April 30, 1944 vs. New York Giants)</p> <p>Los Angeles: 20 (May 20, 1967 at Chicago) (May 5, 2001 at Chicago)</p> <p>Most Runs Allowed – Inning: 13 June 25, 1910 at Boston – 1st Inn. Los Angeles: 11 April 23, 1999 vs. St. Louis – 3rd Inn.</p> <p>Most Hits Allowed: 27 June 8, 1940 at Cincinnati Los Angeles: 26 May 13, 1958 vs. San Francisco July 17, 2007 vs. Philadelphia</p> | <p>No-Hitters: 23 Last time: Walker Buehler; Tony Cingrani, Yimi Garcia and Adam Liberatore (May 4, 2018 at San Diego in Mexico)</p> <p>Opponent No-Hitters: 22 Last time – Jake Arrieta Aug. 30, 2015 vs. Chicago</p> <p>Most Pitchers Used: 11 Sept. 15, 2015 vs. Colorado (16 innings) 9-Inning Game: 8 Several times, last: Sept. 17, 2019 vs. TB</p> <p>Most Pitchers Used in an Inning: 5 May 21, 1927 vs. Chicago (9th Inning) Aug. 26, 1987 vs. N.Y. (8th Inning) Sept. 16, 1991 vs. Cin. (9th Inning)</p> <p>Club Batting:</p> <p>Most At-Bats: 85 May 1, 1920 at Boston (26 innings) Los Angeles: 80 Aug. 23, 1989 at Mtl. (22 innings)</p> <p>Most Hits: 28 June 23, 1930 at Pittsburgh and Aug. 22, 1917 vs. Pit. (22 innings)</p> <p>Los Angeles: 25 May 19, 2006 vs. Los Angeles (AL) June 27, 2011 at Minnesota</p> <p>Most Hits in an Inning: 12 May 21, 1952 vs. Cincinnati</p> <p>Most Runs: 25 May 20, 1896 vs. Pittsburgh Sept. 23, 1901 vs. Cincinnati Los Angeles: 22 July 21, 2001 at Colorado</p> <p>Most Runs in an Inning: 15 May 21, 1952 vs. Cincinnati (1st inn.) Los Angeles: 10 June 28, 1969 at San Diego (3rd inn.) July 4, 1971 vs. San Fran. (8th inn.) Sept. 13, 1977 vs. San Diego (2nd inn.) May 6, 2005 at Cincinnati (1st inn.) April 26, 2008 vs. Colorado (1st inn.)</p> <p>Most Doubles: 9 July 24, 1894 vs. Boston June 4, 1939 vs. Philadelphia</p> <p>Most Triples: 5 Aug. 23, 1902 vs. Pittsburgh July 7, 1921 vs. New York July 25, 2014 at San Francisco</p> <p>Most Bases-Loaded Triples: 2 Aug. 25, 1917 and May 24, 1953</p> <p>Most Triples in an Inning: 4 Aug. 23, 1902 vs. Pit. (3rd Inning)</p> <p>Most Home Runs: 8 May 25, 2002 at Milwaukee March 28, 2019 vs. ARI Brooklyn: 6 June 28, 1924 vs. Philadelphia</p> <p>Most Home Runs, Inning: 4 4 times, last: Sept. 5, 2016 vs. Arizona</p> | <p>Most Grand Slams: 2 Sept. 23, 1901 at Cincinnati Aug. 23, 1985 at Montreal May 21, 2000 at Florida</p> <p>Most RBI, Inning: 15 May 21, 1952 vs. Cincinnati</p> <p>Most Total Bases: 48 Aug. 20, 1974 vs. Chicago Brooklyn: 46 Sept. 23, 1939 at Philadelphia</p> <p>Most Stolen Bases: 8 Aug. 22, 1948 vs. Boston Aug. 24, 1974 vs. St. Louis</p> <p>Most Reaching Base Safely in an Inn.: 19 May 21, 1952 vs. Cincinnati</p> <p>Most Walks: 17 Aug. 27, 1903 vs. Philadelphia</p> <p>Most Hit Batters: 4 July 17, 1900 vs. New York Giants April 24, 2005 at Colorado July 3, 2006 vs. Arizona</p> <p>Most Pinch-Hits: **6 Sept. 9, 1926 vs. Philadelphia</p> <p>Most Pinch-Hitters: *9 Sept. 22, 1959 vs. St. Louis Sept. 1, 1982 vs. St. Louis (13 inn.) Sept. 8, 1985 vs. New York (14 inn.)</p> <p>Most Pinch-Hitters in an Inning: 6 Sept. 24, 2002 vs. Colorado</p> <p>Most Sacrifice Hits in an Inning: *3 May 23, 1972 vs. San Francisco</p> <p>Most Runners Left on Base: 25 July 27, 1990 vs. Atlanta Brooklyn: 20 Aug. 21, 1954 vs. Milwaukee 9-Inning Game: 17 April 11, 1977 vs. Atlanta</p> <p>Most Grounded Into Double Plays: 5 May 24, 1973 vs. New York Sept. 24, 2004 at San Francisco Sept. 8, 2009 at Arizona Aug. 27, 2015 at CIN</p> <p>Most Plate App. without a Walk: **81 Aug. 23, 1989 at Montreal</p> <p>Largest Winning Margin: 20 May 24, 1892 vs. Washington (Dodgers won 24-4) Los Angeles: 19 June 28, 1969 vs. San Diego (Dodgers won 19-0)</p> <p>Largest Losing Margin: 21 June 8, 1940 vs. Cincinnati (Dodgers lost 23-2) Los Angeles: 19 May 5, 2001 at Chicago (Dodgers lost 20-1)</p> <p>Biggest Shutout Victory: 19-0 (June 28, 1969 at San Diego)</p> <p>Biggest Shutout Loss: 18-0 (Aug. 8, 1965 at Cincinnati)</p> |
|--|--|--|

Brooklyn/Los Angeles Single-Game Records (Continued)

Club Fielding:

Most Putouts (Extra Innings): 78
 May 1, 1920 at Boston

Most Assists (Extra Innings): 37
 Aug 17, 1902 vs. St. Louis

Most Double Plays: 6
 Aug 5, 1956 vs. St. Louis
 July 30, 2017 vs. San Francisco

Most Errors (Los Angeles): 7
 Sept. 4, 1972 vs. Cincinnati
 Sept. 11, 1992 vs. San Francisco
 Sept. 1, 1995 vs. Montreal

Individual Pitching:

Most Innings Pitched: *26
 Leon Cadore (May 1, 1920 at Boston)
 Los Angeles: 13
 Don Drysdale (May 22, 1959 vs. S.F.)
 Sandy Koufax (May 28, 1960 at Chi.)

Most Strikeouts in an Inning: *4
 Pete Richert (April 12, 1962 vs. Cin.)
 Don Drysdale (April 17, 1965 vs. Philadelphia)
 Darren Dreifort (May 22, 2003 vs. Colorado)
 Brad Penny (Sept. 23, 2006 vs. Arizona)
 Zack Greinke (July 25, 2014 at S.F.)

Kenley Jansen (May 15, 2015 vs. COL)
 Sergio Santos (May 16, 2015 vs. COL)

Most Strikeouts in a Game

Los Angeles: 18
 Sandy Koufax
 (Aug. 31, 1959 vs. San Francisco and
 April 24, 1962 at Chicago);
 Ramon Martinez ... (June 4, 1990 vs. Atlanta)

Brooklyn: 16
 Nap Rucker (1909)

Strikeouts, First Major League Game: ... *15

Karl Spooner (Sept. 22, 1954 vs. NYG)

3 Strikeouts on 9 Pitches - Inning:

D.C. Patty Ragan
 (Oct. 5, 1914 vs. Boston Braves - 8th);
 Dazzy Vance
 (Sept. 14, 1924 vs. Cincinnati - 3rd);
 Sandy Koufax
 (June 30, 1962 vs. New York - 1st;
 April 18, 1964 at Cincinnati - 3rd)
 Todd Worrell
 (Aug. 12, 1995 vs. Pittsburgh - 9th)

Kenley Jansen

(May 18, 2017 vs. Miami - 9th)
 Zac Rosscup
 (Aug. 19, 2018 at Seattle - 9th)

Most Wild Pitches: 5

Larry Cheney (July 9, 1918 at St. Louis)

Most Walks Allowed: 11
 Harry McIntyre ... (Aug. 9, 1906 vs. Chicago)
 Sandy Burk (Sept. 23, 1910 vs. St. Louis)
 Van Lingle Mungo (June 9, 1932 vs. PHI)
 Hal Gregg (June 15, 1944 vs. NYG - 15 inn.)

Most Hits Allowed: 23

Jeff Pfeffer (June 1, 1919 vs. PHI - 19 inn.)

Most Home Runs Allowed: 6

Hollis Thurston (Aug. 13, 1932 at NYG)

Most Home Runs, Inning: 4

Ben Wade (May 28, 1954 at NYG - 8th inn)

Individual Batting:

Most At-Bats: 10
 Leon Cadore
 (May 1, 1920 at Boston, 26 innings)
 Jimmy Johnston
 (May 1, 1920 at Boston, 26 innings)
 Bernie Neis
 (May 1, 1920 at Boston, 26 innings)
 Ivy Olson (May 1, 1920 at BSN, 26 innings)

Chuck Ward (May 1, 1920 at BSN, 26 inn.)
 John Shelby (June 3, 1989 at HOU, 22 inn.)

Most Runs Scored: *6

Shawn Green .. (May 23, 2002 at Milwaukee)

Most Hits: 6

George Cutshaw ... (Aug. 9, 1915 at Chicago)
 Jack Fournier. (June 29, 1923 at Philadelphia)
 John DeBerry (June 23, 1929 vs. NYG, 14 inn.)
 Walter Gilbert (May 30, 1931 at NYG)
 Cookie Lavagetto (Sept. 23, 1939 at PHI)
 Willie Davis ... (May 24, 1973 vs. NYM - 19 inn.)
 Paul Lo Duca. (May 28, 2001 vs. COL - 11 inn.)
 Shawn Green .. (May 23, 2002 at Milwaukee)
 Chase Utley (July 6, 2016 vs. BAL - 14 inn.)

Most Hits, 1st Game in the Majors: 4

Casey Stengel ... (Sept. 17, 1912 at Pittsburgh)

Most Singles: 6

Willie Davis. (May 24, 1973 vs. New York)

Most Doubles: 3

By many players: Last time:
A.J. Pollock (Aug. 13, 2019 at MIA)

Most Triples: 3

Jimmy Sheekard (April 18, 1901 vs. PHI)
 Yasiel Puig (July 25, 2014 at SF)

Most Triples in an Inning: 2

Bill Dahlen (Aug. 30, 1900-8th inning)

Most Home Runs: *4

Gil Hodges (Aug. 31, 1950 vs. Boston)
 Shawn Green .. (May 23, 2002 at Milwaukee)

Consecutive Home Runs: 3

Gene Hermanski ... (Aug. 4, 1948 vs. Chicago)
 Duke Snider. (May 30, 1950 at Cincinnati)
 Roy Campanella (Aug. 26, 1950 at Cincinnati)
 Tom Brown. (Sept. 18, 1950 vs. Chicago)
 Shawn Green .. (May 23, 2002 at Milwaukee)
 Hee-Seop Choi (June 12, 2005 vs. Minnesota)
 Juan Uribe. (Sept. 9, 2013 vs. Arizona)
 Adrián González (April 8, 2015 vs. SD)

Corey Seager .. (June 3, 2016 vs. Atlanta)

Most Extra-Base Hits: *5

Steve Garvey (Aug. 28, 1977 vs. St. Louis)
 Shawn Green .. (May 23, 2002 at Milwaukee)

Most Total Bases: *19

Shawn Green .. (May 23, 2002 at Milwaukee)
 Brooklyn 17
 Gil Hodges (Aug. 31, 1950 vs. Boston)

Most RBI: 9

Gil Hodges (Aug. 31, 1950 vs. BOS)
 James Loney ... (Sept. 28, 2006 at Colorado)

Most RBI in an Inning: 5

Jeff Kent (May 6, 2005 at Cincinnati)
 Matt Kemp (April 28, 2008)
 Dusty Baker (Sept. 13, 1977)

Most Stolen Bases: 5

Davey Lopes (Aug. 24, 1974 vs. St. Louis)

Most Hit by Pitch (Los Angeles): *3

Nomar Garciaparra July 3, 2006

Most Sacrifice Hits: 4

Jake Daubert . (Aug. 15, 1914 vs. Philadelphia)

Most Walks: 5

Gene Hermanski (Sept. 22, 1949 vs. St. Louis)
 Greg Brock (May 17, 1983 at Montreal)

Most Strikeouts: 5

Bill Russell. (June 9, 1971 vs. Philadelphia)
 Darryl Strawberry .. (May 1, 1991 at Montreal)
 Andruw Jones (July 12, 2008 vs. Florida)

Reached Base Safely: 7

Cookie Lavagetto (Sept. 23, 1939 at PHI)

Reached Base Safely in an Inning: *3

Pee Wee Reese . (May 21, 1952 vs. Cincinnati)

Individual Fielding:

Most Assists:

By an Infielder: 13
 Chase Utley (May 22, 2016 at San Diego)

By a Catcher: 7
 Bill Bergen (Aug. 23, 1909 vs. St. Louis)

By a Pitcher: 13
 Leon Cadore (May 1, 1920 at BOS, 26 INN)

Most Assists in an Inning:

By a Pitcher: 3
 Steve Wilson ... (Aug. 25, 1992 vs. Pittsburgh)
 Zack Greinke (June 13, 2015 at SD)

Clayton Kershaw .. (July 18, 2017 at CWS)

Scott Alexander (June 5, 2018 at PIT)

By a Catcher 3
 Bruce Edwards (Aug. 15, 1946 vs. NYG)

Will Smith (Aug. 15, 2019 at MIA)

Most Chances:

By an Infielder: 16
 Phil Lewis (July 20, 1905 vs. Cincinnati)

Chase Utley (May 22, 2016 at San Diego)
 By a Third Baseman: 13
 Tony Cuccinello . (July 12, 1934 vs. Cincinnati)

By a First Baseman: 31
 Ed Konetchy ... (May 1, 1920 at BOS - 26 inn.)

Nine-inning game 22
 Jake Daubert (May 6, 1910 at BOS)

By a Catcher: 26
 Yasmani Grandal
 June 2, 2017 at Milwaukee - 12 Inn.,
 (NL record for an extra-inning game)

By a Pitcher: 13
 Leon Cadore (May 1, 1920 at BOS-26 inn)

Elmer Stricklett
 (Sept. 11, 1906 vs. Philadelphia)

Most Putouts:

Brooklyn: 30
 Ed Konetchy (May 1, 1920 at BOS-26 inn.)

Los Angeles: 26
 Yasmani Grandal ... (June 2, 2017 at MIL - 12 inn.)

Most Double Plays: 5

Teddy Martinez Aug. 21, 1977 at Chicago
 Olmedo Saenz .. (July 26, 2006 vs. San Diego)
 James Loney .. (Sept. 4, 2007 at Chicago (NL)

Most Runners Caught Stealing: 6


Bill Bergen Aug. 23, 1909 vs. St. Louis

Most Errors: 5

Phillip Lewis ... (July 20, 1905 vs. Cincinnati)
 Charlie Babb ... (June 20, 1904 vs. NY Giants)

Most Errors, Inning: 3

Davey Lopes (June 2, 1973 vs. Montreal - 1st)
 Jose Offerman (May 9, 1995 at SD - 4th)



Brooklyn/Los Angeles Career Top 5 – Fielding

| | | | | | | | |
|--------------------|------|-----------------------|-------------|----------------------|-------------|--|------|
| First Base: | | Third Base: | | Outfield: | | Pitcher: | |
| Garvey, Steve | .996 | Uribe, Juan | .978 | Butler, Brett | .996 | Fitzsimmons, Freddie | .985 |
| Parker, Wes | .996 | Blake, Casey | .966 | Rosen, Goody | .991 | Davis, Curt | .985 |
| González, Adrián | .995 | Turner, Justin | .967 | Pederson, Joe | .990 | Perez, Odalis | .980 |
| Murray, Eddie | .995 | Cox, Billy | .964 | Baker, Dusty | .987 | Ruether, Dutch | .979 |
| Loney, James | .994 | Wallach, Tim | .964 | Pierre, Juan | .987 | Vance, Dazzy | .979 |
| Second Base | | Shortstop: | | Catcher: | | Minimum: 300 Games For Each Position Except Pitcher. | |
| Robinson, Jackie | .983 | Izturis, Cesar | .980 | Ellis, A.J. | .997 | | |
| Grudzielanek, Mark | .983 | Seager, Corey | .970 | Grandal, Yasmani | .995 | Pitcher Minimum: 200 Total Chances. | |
| Cora, Alex | .981 | Anderson, Dave | .970 | Haller, Tom | .991 | | |
| Neal, Charlie | .980 | Cora, Alex | .969 | Lo Duca, Paul | .991 | | |
| Deshields, Delino | .980 | Furcal, Rafael | .967 | Martin, Russell | .990 | | |

Brooklyn/Los Angeles Single Season Fielding

| | | | | | | | |
|---|-------------------|-----------------------|-------------------|---|-------------|---|-------------|
| First Base: | | Third Base: | | Outfield: | | Pitcher: | |
| Garvey, Steve | 1981, .999 | Uribe, Juan | 2013, .983 | Butler, Brett | 1991, 1.000 | Vance, Dazzy | 1928, 1.000 |
| Parker, Wes | 1968, .999 | Beltre, Adrian | 2004, .978 | Butler, Brett | 1993, 1.000 | Casey, Hugh | 1939, 1.000 |
| González, Adrián | 2016, .998 | Cey, Ron | 1979, .977 | Ethier, Andre | 2011, 1.000 | Davis, Curt | 1942, 1.000 |
| Garvey, Steve | 1976, .998 | Wallach, Tim | 1995, .976 | Roberts, Dave | 2002, 1.000 | Hatten, Joe | 1947, 1.000 |
| Bellinger, Cody | 2018, .997 | Blake, Casey | 2009, .973 | Grissom, Marquis | 2001, 1.000 | Fitzsimmons, F. | 1939, 1.000 |
| Second Base | | Turner, Justin | 2019, .973 | Landreaux, Ken | 1981, 1.000 | Ruether, Dutch | 1922, 1.000 |
| Ellis, Mark | 2012, .994 | Shortstop: | | Catcher: | | Pitchers Listed By Most Total Chances, No Errors. | |
| Reed, Jody | 1993, .993 | Izturis, Cesar | 2004, .985 | Grandal, Yasmani | 2015, .997 | | |
| Robinson, Jackie | 1951, .992 | Rollins, Jimmy | 2015, .983 | Ellis, A.J. | 2013, .997 | | |
| Kendrick, Howie | 2015, .990 | Izturis, Cesar | 2002, .979 | Barajas, Rod | 2011, .997 | | |
| Minimums: Played At Least 2/3 Of Team's Games For Each Position Except Catcher And Pitcher. | | Seager, Corey | 2017, .979 | Ferguson, Joe | 1973, .996 | | |
| | | Wills, Maury | 1971, .978 | Catchers Minimum: Played At Least Half Of Team's Games. | | | |

Brooklyn/Los Angeles Career Top 10 – Batting

| | | | | | | | |
|------------------|-------|-------------------|-------|----------------------------------|-------|-----------------------------------|-------|
| Games: | | Doubles: | | Total Bases: | | Walks: | |
| Wheat, Zack | 2,322 | Wheat, Zack | 464 | Wheat, Zack | 4,003 | Reese, Pee Wee | 1,210 |
| Russell, Bill | 2,181 | Snider, Duke | 343 | Snider, Duke | 3,669 | Gilliam, Jim | 1,036 |
| Reese, Pee Wee | 2,166 | Garvey, Steve | 333 | Hodges, Gil | 3,357 | Hodges, Gil | 925 |
| Hodges, Gil | 2,006 | Reese, Pee Wee | 330 | Davis, Willie | 3,094 | Snider, Duke | 893 |
| Gilliam, Jim | 1,956 | Furillo, Carl | 324 | Reese, Pee Wee | 3,038 | Cey, Ron | 765 |
| Davis, Willie | 1,952 | Davis, Willie | 321 | Garvey, Steve | 3,004 | Robinson, Jackie | 740 |
| Snider, Duke | 1,923 | Gilliam, Jim | 304 | Furillo, Carl | 2,922 | Wheat, Zack | 632 |
| Furillo, Carl | 1,806 | Ethier, Andre | 303 | Karros, Eric | 2,740 | Lopes, Davey | 603 |
| Garvey, Steve | 1,727 | Karros, Eric | 302 | Gilliam, Jim | 2,530 | Camilli, Dolph | 584 |
| Karros, Eric | 1,601 | Hodges, Gil | 294 | Russell, Bill | 2,471 | Scioscia, Mike | 567 |
| At-Bats: | | Triples: | | Extra-Base Hits: | | Slugging Pct. (1,800+ AB): | |
| Wheat, Zack | 8,859 | Wheat, Zack | 171 | Snider, Duke | 814 | Sheffield, Gary | .573 |
| Reese, Pee Wee | 8,058 | Davis, Willie | 110 | Wheat, Zack | 766 | Piazza, Mike | .572 |
| Davis, Willie | 7,495 | Myers, Hy | 97 | Hodges, Gil | 703 | Herman, Babe | .557 |
| Russell, Bill | 7,318 | Daubert, Jake | 87 | Davis, Willie | 585 | Snider, Duke | .553 |
| Gilliam, Jim | 7,119 | Snider, Duke | 82 | Karros, Eric | 582 | Fournier, Jack | .552 |
| Hodges, Gil | 6,881 | Hummel, John | 82 | Garvey, Steve | 579 | Guerrero, Pedro | .512 |
| Snider, Duke | 6,640 | Reese, Pee Wee | 80 | Furillo, Carl | 572 | Green, Shawn | .510 |
| Garvey, Steve | 6,543 | Sheckard, Jimmy | 76 | Reese, Pee Wee | 536 | Mondesi, Raul | .508 |
| Furillo, Carl | 6,378 | Daly, Tom | 76 | Ethier, Andre | 499 | Campanella, Roy | .500 |
| Wills, Maury | 6,156 | Johnston, Jimmy | 73 | Kemp, Matt | 476 | Camilli, Dolph | .497 |
| Runs: | | Home Runs: | | Batting Avg. (1,800+ AB): | | Pinch-Hits: | |
| Reese, Pee Wee | 1,338 | Snider, Duke | 389 | Keeler, Wee Willie | .360 | Hansen, Dave | 110 |
| Wheat, Zack | 1,255 | Hodges, Gil | 361 | Herman, Babe | .339 | Mota, Manny | 106 |
| Snider, Duke | 1,199 | Karros, Eric | 270 | Fournier, Jack | .337 | Gwynn, Chris | 52 |
| Gilliam, Jim | 1,163 | Campanella, Roy | 242 | Piazza, Mike | .331 | Saenz, Olmedo | 49 |
| Hodges, Gil | 1,088 | Cey, Ron | 228 | Wheat, Zack | .317 | Snider, Duke | 43 |
| Davis, Willie | 1,004 | Garvey, Steve | 211 | Mota, Manny | .315 | Webster, Mitch | 43 |
| Robinson, Jackie | 947 | Kemp, Matt | 203 | Jones, Fielder | .313 | Ethier, Andre | 40 |
| Furillo, Carl | 895 | Furillo, Carl | 192 | Sheffield, Gary | .312 | Sharperson, Mike | 39 |
| Griffin, Mike | 882 | Piazza, Mike | 177 | Robinson, Jackie | .311 | Hatcher, Mickey | 38 |
| Wills, Maury | 876 | Guerrero, Pedro | 171 | Walker, Dixie | .311 | Monday, Rick | 34 |
| Hits: | | RBI: | | Stolen Bases: | | | |
| Wheat, Zack | 2,804 | Snider, Duke | 1,271 | Wills, Maury | 490 | | |
| Reese, Pee Wee | 2,170 | Hodges, Gil | 1,254 | Lopes, Davey | 418 | | |
| Davis, Willie | 2,091 | Wheat, Zack | 1,223 | Davis, Willie | 335 | | |
| Snider, Duke | 1,995 | Furillo, Carl | 1,058 | Daly, Tom | 298 | | |
| Garvey, Steve | 1,968 | Garvey, Steve | 992 | Sax, Steve | 290 | | |
| Russell, Bill | 1,926 | Karros, Eric | 976 | Griffin, Mike | 264 | | |
| Furillo, Carl | 1,910 | Reese, Pee Wee | 885 | Reese, Pee Wee | 232 | | |
| Gilliam, Jim | 1,889 | Campanella, Roy | 856 | Sheckard, Jimmy | 212 | | |
| Hodges, Gil | 1,884 | Davis, Willie | 849 | Gilliam, Jim | 203 | | |
| Wills, Maury | 1,732 | Cey, Ron | 842 | Wheat, Zack | 203 | | |

Los Angeles Career Top - 10 Batting

Games:

| | |
|----------------|-------|
| Russell, Bill | 2,181 |
| Davis, Willie | 1,952 |
| Garvey, Steve | 1,727 |
| Karros, Eric | 1,601 |
| Wills, Maury | 1,593 |
| Cey, Ron | 1,481 |
| Ethier, Andre | 1,455 |
| Scioscia, Mike | 1,441 |
| Fairly, Ron | 1,306 |
| Parker, Wes | 1,288 |

At-Bats:

| | |
|----------------|-------|
| Davis, Willie | 7,495 |
| Russell, Bill | 7,318 |
| Garvey, Steve | 6,543 |
| Wills, Maury | 6,156 |
| Karros, Eric | 6,002 |
| Cey, Ron | 5,216 |
| Ethier, Andre | 4,800 |
| Lopes, Davey | 4,590 |
| Kemp, Matt | 4,531 |
| Scioscia, Mike | 4,373 |

Runs:

| | |
|---------------|-------|
| Davis, Willie | 1,004 |
| Wills, Maury | 876 |
| Garvey, Steve | 852 |
| Russell, Bill | 796 |
| Lopes, Davey | 759 |
| Karros, Eric | 752 |
| Cey, Ron | 715 |
| Kemp, Matt | 712 |
| Ethier, Andre | 641 |
| Gilliam, Jim | 630 |

Hits:

| | |
|---------------|-------|
| Davis, Willie | 2,091 |
| Garvey, Steve | 1,968 |
| Russell, Bill | 1,926 |
| Wills, Maury | 1,732 |
| Karros, Eric | 1,608 |
| Cey, Ron | 1,378 |
| Ethier, Andre | 1,367 |
| Kemp, Matt | 1,322 |
| Sax, Steve | 1,218 |
| Lopes, Davey | 1,204 |

Doubles:

| | |
|----------------|-----|
| Garvey, Steve | 333 |
| Davis, Willie | 321 |
| Ethier, Andre | 303 |
| Karros, Eric | 302 |
| Russell, Bill | 293 |
| Kemp, Matt | 240 |
| Cey, Ron | 223 |
| Scioscia, Mike | 198 |
| Parker, Wes | 194 |
| Mondesi, Raul | 190 |

Triples:

| | |
|----------------|-----|
| Davis, Willie | 110 |
| Russell, Bill | 57 |
| Wills, Maury | 56 |
| Roseboro, John | 44 |
| Butler, Brett | 41 |
| Lopes, Davey | 39 |
| Mondesi, Raul | 37 |
| Garvey, Steve | 35 |
| Sax, Steve | 35 |
| Ethier, Andre | 34 |

Home Runs:

| | |
|-----------------|-----|
| Karros, Eric | 270 |
| Cey, Ron | 228 |
| Garvey, Steve | 211 |
| Kemp, Matt | 203 |
| Piazza, Mike | 177 |
| Guerrero, Pedro | 171 |
| Mondesi, Raul | 163 |
| Ethier, Andre | 162 |
| Green, Shawn | 162 |
| Davis, Willie | 154 |

RBI:

| | |
|-----------------|-----|
| Garvey, Steve | 992 |
| Karros, Eric | 976 |
| Davis, Willie | 849 |
| Cey, Ron | 842 |
| Kemp, Matt | 733 |
| Ethier, Andre | 687 |
| Russell, Bill | 627 |
| Baker, Dusty | 586 |
| Guerrero, Pedro | 585 |
| Piazza, Mike | 563 |

Total Bases:

| | |
|-----------------|-------|
| Davis, Willie | 3,094 |
| Garvey, Steve | 3,004 |
| Karros, Eric | 2,740 |
| Russell, Bill | 2,471 |
| Cey, Ron | 2,321 |
| Kemp, Matt | 2,237 |
| Ethier, Andre | 2,224 |
| Wills, Maury | 2,045 |
| Guerrero, Pedro | 1,843 |
| Baker, Dusty | 1,779 |

Extra-Base Hits:

| | |
|-----------------|-----|
| Davis, Willie | 585 |
| Karros, Eric | 582 |
| Garvey, Steve | 579 |
| Ethier, Andre | 499 |
| Kemp, Matt | 476 |
| Cey, Ron | 469 |
| Russell, Bill | 396 |
| Mondesi, Raul | 390 |
| Guerrero, Pedro | 364 |
| Green, Shawn | 357 |

Batting Avg. (1,800+ AB):

| | |
|-----------------|------|
| Piazza, Mike | .331 |
| Mota, Manny | .315 |
| Sheffield, Gary | .312 |
| Guerrero, Pedro | .309 |
| Davis, Tommy | .304 |
| Garvey, Steve | .301 |
| Butler, Brett | .298 |
| Kemp, Matt | .292 |
| Kent, Jeff | .291 |
| Buckner, Bill | .289 |

Stolen Bases:

| | |
|---------------|-----|
| Wills, Maury | 490 |
| Lopes, Davey | 418 |
| Davis, Willie | 335 |
| Sax, Steve | 290 |
| Butler, Brett | 179 |
| Kemp, Matt | 170 |
| Russell, Bill | 167 |
| Mondesi, Raul | 140 |
| Pierre, Juan | 134 |
| Gordon, Dee | 130 |

Walks:

| | |
|----------------|-----|
| Cey, Ron | 765 |
| Gilliam, Jim | 631 |
| Lopes, Davey | 603 |
| Scioscia, Mike | 567 |
| Parker, Wes | 532 |
| Fairly, Ron | 522 |
| Ethier, Andre | 519 |
| Karros, Eric | 517 |
| Russell, Bill | 483 |
| Wills, Maury | 456 |

Plate Appearances:

| | |
|----------------|-------|
| Davis, Willie | 8,035 |
| Russell, Bill | 8,021 |
| Garvey, Steve | 7,027 |
| Wills, Maury | 6,745 |
| Karros, Eric | 6,624 |
| Cey, Ron | 6,108 |
| Ethier, Andre | 5,425 |
| Lopes, Davey | 5,308 |
| Scioscia, Mike | 5,057 |
| Kemp, Matt | 5,002 |

Slugging Pct. (1,800+AB):

| | |
|-----------------|------|
| Sheffield, Gary | .573 |
| Piazza, Mike | .572 |
| Guerrero, Pedro | .512 |
| Green, Shawn | .510 |
| Mondesi, Raul | .504 |
| Howard, Frank | .495 |
| Kemp, Matt | .494 |
| Kent, Jeff | .479 |
| Puig, Yasiel | .475 |
| Ethier, Andre | .463 |
| Beltre, Adrián | .463 |

Pinch-Hits:

| | |
|------------------|-----|
| Hansen, Dave | 110 |
| Mota, Manny | 106 |
| Gwynn, Chris | 52 |
| Saenz, Olmedo | 49 |
| Webster, Mitch | 43 |
| Ethier, Andre | 40 |
| Sharperson, Mike | 39 |
| Hatcher, Mickey | 38 |
| Monday, Rick | 34 |



Former first baseman Eric Karros holds the distinction as Los Angeles' home run king (270).

Brooklyn/Los Angeles Career Top - 10 Pitching

| | | | |
|--|--|--|---|
| Wins: Sutton, Don 233 Drysdale, Don 209 Vance, Dazzy 190 Kennedy, Brickyard 174 Kershaw, Clayton 169 Koufax, Sandy 165 Grimes, Burleigh 158 Osteen, Claude 147 Valenzuela, Fernando 141 Podres, Johnny 136 | Games Started: Sutton, Don 533 Drysdale, Don 465 Kershaw, Clayton 344 Osteen, Claude 335 Kennedy, Brickyard 332 Vance, Dazzy 326 Valenzuela, Fernando 320 Koufax, Sandy 314 Podres, Johnny 310 Hershiser, Orel 309 | Complete Games: Kennedy, Brickyard 279 Vance, Dazzy 212 Grimes, Burleigh 205 Rucker, Nap 186 Drysdale, Don 167 Pfeffer, Jeff 157 Sutton, Don 156 Koufax, Sandy 137 Stein, Ed 136 Mcintyre, Harry 119 | Walks: Kennedy, Brickyard 1,128 Sutton, Don 996 Valenzuela, Fernando 915 Drysdale, Don 855 Koufax, Sandy 817 Vance, Dazzy 764 Grimes, Burleigh 744 Martinez, Ramon 704 Rucker, Nap 701 Mungo, Van Lingle 697 |
| Losses: Sutton, Don 181 Drysdale, Don 166 Kennedy, Brickyard 150 Rucker, Nap 134 Vance, Dazzy 131 Osteen, Claude 126 Grimes, Burleigh 121 Valenzuela, Fernando 116 Hershiser, Orel 107 Podres, Johnny 104 | Strikeouts: Sutton, Don 2,696 Drysdale, Don 2,486 Kershaw, Clayton 2,464 Koufax, Sandy 2,396 Vance, Dazzy 1,918 Valenzuela, Fernando 1,759 Hershiser, Orel 1,456 Podres, Johnny 1,331 Martinez, Ramon 1,312 Welch, Bob 1,292 | Innings Pitched: Sutton, Don 3,816.1 Drysdale, Don 3,432.1 Kennedy, Brickyard 2,857.0 Vance, Dazzy 2,758.0 Grimes, Burleigh 2,425.2 Osteen, Claude 2,397.1 Rucker, Nap 2,375.1 Valenzuela, Fernando 2,348.2 Koufax, Sandy 2,324.1 Kershaw, Clayton 2,274.2 | Shutouts: Sutton, Don 52 Drysdale, Don 49 Koufax, Sandy 40 Rucker, Nap 38 Osteen, Claude 34 Vance, Dazzy 30 Valenzuela, Fernando 29 Pfeffer, Jeff 25 Hershiser, Orel 24 Podres, Johnny 23 Welch, Bob 23 |
| Games: Jansen, Kenley 605 Sutton, Don 550 Drysdale, Don 518 Brewer, Jim 474 Perranoski, Ron 457 Labine, Clem 425 Hough, Charlie 401 Koufax, Sandy 397 Broxton, Jonathan 386 Kennedy, Brickyard 381 | Saves: Jansen, Kenley 301 Gagne, Eric 161 Shaw, Jeff 129 Worrell, Todd 127 Brewer, Jim 125 Perranoski, Ron 101 Howell, Jay 85 Broxton, Jonathan 84 Labine, Clem 83 Saito, Takashi 81 | Hits: Sutton, Don 3,291 Kennedy, Brickyard 3,102 Drysdale, Don 3,084 Vance, Dazzy 2,579 Grimes, Burleigh 2,547 Osteen, Claude 2,350 Valenzuela, Fernando 2,099 Rucker, Nap 2,089 Podres, Johnny 2,009 Hershiser, Orel 1,976 | Era (1,100+ Innings): Pfeffer, Jeff 2.31 Rucker, Nap 2.42 Kershaw, Clayton 2.44 Koufax, Sandy 2.76 Smith, Sherry 2.91 Drysdale, Don 2.95 Scanlan, Doc 2.96 John, Tommy 2.97 Singer, Bill 3.03 Osteen, Claude 3.09 |

Los Angeles Career Top 10 – Pitching

| | | | |
|--|---|---|---|
| Wins: Sutton, Don 233 Drysdale, Don 187 Kershaw, Clayton 169 Koufax, Sandy 156 Osteen, Claude 147 Valenzuela, Fernando 141 Hershiser, Orel 135 Martinez, Ramon 123 Welch, Bob 115 Hooton, Burt 112 | Games Started: Sutton, Don 533 Drysdale, Don 424 Kershaw, Clayton 344 Osteen, Claude 335 Valenzuela, Fernando 320 Hershiser, Orel 309 Koufax, Sandy 286 Welch, Bob 267 Hooton, Burt 265 Martinez, Ramon 262 | Complete Games: Drysdale, Don 156 Sutton, Don 156 Koufax, Sandy 133 Valenzuela, Fernando 107 Osteen, Claude 100 Hershiser, Orel 65 Hooton, Burt 61 Singer, Bill 52 Podres, Johnny 50 Welch, Bob 47 | Walks: Sutton, Don 996 Valenzuela, Fernando 915 Drysdale, Don 763 Koufax, Sandy 709 Martinez, Ramon 704 Hershiser, Orel 667 Kershaw, Clayton 577 Osteen, Claude 568 Welch, Bob 565 Park, Chan Ho 560 |
| Losses: Sutton, Don 181 Drysdale, Don 152 Osteen, Claude 126 Valenzuela, Fernando 116 Hershiser, Orel 107 Welch, Bob 86 Hooton, Burt 84 Koufax, Sandy 77 Martinez, Ramon 77 Singer, Bill 76 | Strikeouts: Sutton, Don 2,696 Kershaw, Clayton 2,464 Drysdale, Don 2,283 Koufax, Sandy 2,214 Valenzuela, Fernando 1,759 Hershiser, Orel 1,456 Martinez, Ramon 1,312 Welch, Bob 1,292 Normo, Hideo 1,200 Park, Chan Ho 1,177 | Innings Pitched: Sutton, Don 3,816.1 Drysdale, Don 3,112.1 Osteen, Claude 2,397.1 Valenzuela, Fernando 2,348.2 Kershaw, Clayton 2,274.2 Hershiser, Orel 2,180.2 Koufax, Sandy 2,119.2 Hooton, Burt 1,861.0 Welch, Bob 1,820.2 Martinez, Ramon 1,731.2 | Shutouts: Sutton, Don 52 Drysdale, Don 45 Koufax, Sandy 38 Osteen, Claude 34 Valenzuela, Fernando 29 Hershiser, Orel 24 Welch, Bob 23 Hooton, Burt 22 Martinez, Ramon 20 Singer, Bill 18 |
| Games: Jansen, Kenley 605 Sutton, Don 550 Brewer, Jim 474 Drysdale, Don 459 Perranoski, Ron 457 Hough, Charlie 401 Broxton, Jonathan 386 Hershiser, Orel 353 Osteen, Claude 339 Koufax, Sandy 335 | Saves: Jansen, Kenley 301 Gagne, Eric 161 Shaw, Jeff 129 Worrell, Todd 127 Brewer, Jim 125 Perranoski, Ron 101 Howell, Jay 85 Broxton, Jonathan 84 Saito, Takashi 81 Niedenfuer, Tom 64 | Hits: Sutton, Don 3,291 Drysdale, Don 2,792 Osteen, Claude 2,350 Valenzuela, Fernando 2,099 Hershiser, Orel 1,976 Kershaw, Clayton 1,715 Hooton, Burt 1,659 Welch, Bob 1,631 Koufax, Sandy 1,572 Martinez, Ramon 1,518 | Era (900+ Innings): Kershaw, Clayton 2.44 Koufax, Sandy 2.64 Messersmith, Andy 2.67 John, Tommy 2.97 Drysdale, Don 2.98 Singer, Bill 3.03 Osteen, Claude 3.09 Sutton, Don 3.09 Reuss, Jerry 3.11 Hershiser, Orel 3.12 |

Brooklyn/Los Angeles Single-Season Top 10 – Batting

At-Bats:

| | |
|-------------------|------------|
| 1. Wills, Maury | 695 (1962) |
| 2. Izturis, Cesar | 670 (2004) |
| 3. Pierre, Juan | 668 (2007) |
| 4. Furillo, Carl | 667 (1951) |
| 5. Davis, Tommy | 665 (1962) |
| 6. Garvey, Steve | 659 (1975) |
| 7. Garvey, Steve | 658 (1980) |
| 8. Furcal, Rafael | 654 (2006) |
| 9. Olson, Ivy | 652 (1921) |
| 10. Wills, Maury | 650 (1965) |

Plate Appearances:

| | |
|-------------------|------------|
| 1. Wills, Maury | 759 (1962) |
| 2. Reese, Pee Wee | 743 (1949) |
| 3. Furcal, Rafael | 736 (2006) |
| 4. Butler, Brett | 730 (1991) |
| 5. Pierre, Juan | 729 (2007) |
| 6. Izturis, Cesar | 728 (2004) |
| 7. Lopes, Davey | 726 (1975) |
| Stanky, Eddie | 726 (1945) |
| 9. Furillo, Carl | 724 (1951) |
| 10. Butler, Brett | 716 (1993) |

Runs:

| | |
|-------------------|------------|
| 1. Collins, Hub | 148 (1890) |
| 2. Herman, Babe | 143 (1930) |
| 3. Griffin, Mike | 140 (1895) |
| Keeler, Willie | 140 (1899) |
| 5. Griffin, Mike | 136 (1897) |
| 6. Daly, Tom | 135 (1894) |
| 7. Jones, Fielder | 134 (1897) |
| 8. Reese, Pee Wee | 132 (1949) |
| Snider, Duke | 132 (1953) |
| 10. Wills, Maury | 130 (1962) |

Hits:

| | |
|--------------------|------------|
| 1. Herman, Babe | 241 (1930) |
| 2. Davis, Tommy | 230 (1962) |
| 3. Wheat, Zack | 221 (1925) |
| 4. O'doul, Lefty | 219 (1932) |
| 5. Herman, Babe | 217 (1929) |
| 6. Keeler, Willie | 215 (1899) |
| 7. Wheat, Zack | 212 (1924) |
| 8. Garvey, Steve | 210 (1975) |
| Sax, Steve | 210 (1986) |
| 10. Keeler, Willie | 209 (1901) |

Batting Average: (.31 PA/G)

| | |
|-------------------|-------------|
| 1. Herman, Babe | .393 (1930) |
| 2. Herman, Babe | .381 (1929) |
| 3. Keeler, Willie | .377 (1899) |
| 4. Wheat, Zack | .375 (1924) |
| 5. Keeler, Willie | .368 (1900) |
| O'doul, Lefty | .368 (1932) |
| 7. Piazza, Mike | .362 (1997) |
| 8. Burns, Oyster | .361 (1894) |
| 9. Wheat, Zack | .359 (1925) |
| 10. Walker, Dixie | .357 (1944) |

Singles:

| | |
|-------------------|------------|
| 1. Keeler, Willie | 187 (1899) |
| 2. Keeler, Willie | 179 (1900) |
| Wills, Maury | 179 (1962) |
| 4. Keeler, Willie | 176 (1901) |
| 5. Davis, Willie | 167 (1962) |
| 6. Wills, Maury | 165 (1965) |
| 7. Pierre, Juan | 164 (2007) |
| Stock, Milt | 164 (1925) |
| 9. Keeler, Willie | 163 (1902) |
| 10. Butler, Brett | 162 (1991) |

Doubles:

| | |
|----------------------|------------------|
| 1. Frederick, John | 52 (1929) |
| 2. Green, Shawn | 49 (2003) |
| 3. Herman, Babe | 48 (1930) |
| 4. Parker, Wes | 47 (1970) |
| 5. Frederick, John | 44 (1930) |
| Green, Shawn | 44 (2000) |
| Seager, Corey | 44 (2019) |
| 8. Herman, Babe | 43 (1931) |
| Galan, Augie | 43 (1944) |
| Sax, Steve | 43 (1986) |

Triples:

| | |
|---------------------|-----------|
| 1. Treadway, George | 26 (1894) |
| 2. Myers, Hy | 22 (1920) |
| 3. Brouthers, Dan | 20 (1892) |
| Corcoran, Tom | 20 (1894) |
| 5. Sheckard, Jimmy | 19 (1901) |
| 6. Burns, Oyster | 18 (1892) |
| Lumley, Harry | 18 (1904) |
| 8. Kelley, Joe | 17 (1900) |
| Reiser, Pete | 17 (1941) |
| Gilliam, Jim | 17 (1953) |

Home Runs:

| | |
|------------------------|------------------|
| 1. Green, Shawn | 49 (2001) |
| 2. Beltre, Adrian | 48 (2004) |
| Bellinger, Cody | 47 (2019) |
| 4. Snider, Duke | 43 (1956) |
| Sheffield, Gary | 43 (2000) |
| 6. Snider, Duke | 42 (1953) |
| Hodges, Gil | 42 (1954) |
| Snider, Duke | 42 (1955) |
| Green, Shawn | 42 (2002) |
| 10. Campanella, Roy | 41 (1953) |

RBI:

| | |
|--------------------|------------|
| 1. Davis, Tommy | 153 (1962) |
| 2. Campanella, Roy | 142 (1953) |
| 3. Snider, Duke | 136 (1955) |
| 4. Fournier, Jack | 130 (1925) |
| Herman, Babe | 130 (1930) |
| Hodges, Gil | 130 (1954) |
| Snider, Duke | 130 (1954) |
| 8. Burns, Oyster | 128 (1890) |
| 9. Wright, Glenn | 126 (1930) |
| Snider, Duke | 126 (1953) |
| Kemp, Matt | 126 (2011) |

Total Bases:

| | |
|---------------------------|-------------------|
| 1. Herman, Babe | 416 (1930) |
| 2. Snider, Duke | 378 (1954) |
| 3. Beltre, Adrian | 376 (2004) |
| 4. Snider, Duke | 370 (1953) |
| Green, Shawn | 370 (2001) |
| 6. Davis, Tommy | 356 (1962) |
| 7. Piazza, Mike | 355 (1997) |
| 8. Kemp, Matt | 353 (2011) |
| 9. Bellinger, Cody | 351 (2019) |
| 10. Herman, Babe | 348 (1929) |

Stolen Bases:

| | |
|--------------------|------------|
| 1. Wills, Maury | 104 (1962) |
| 2. Wills, Maury | 94 (1965) |
| 3. Ward, Monte | 88 (1892) |
| 4. Collins, Hub | 85 (1890) |
| 5. Lopes, Davey | 77 (1975) |
| 6. Sheckard, Jimmy | 67 (1903) |
| 7. Gordon, Dee | 64 (2014) |
| Pierre, Juan | 64 (2007) |
| 9. Lopes, Davey | 63 (1976) |
| 10. Lopes, Davey | 59 (1974) |

Walks:

| | |
|-------------------|------------|
| 1. Stanky, Eddie | 148 (1945) |
| 2. Stanky, Eddie | 137 (1946) |
| 3. Camilli, Dolph | 119 (1938) |
| 4. Reese, Pee Wee | 116 (1949) |
| 5. Galan, Augie | 114 (1945) |
| 6. Camilli, Dolph | 110 (1939) |
| Wynn, Jimmy | 110 (1975) |
| 8. Butler, Brett | 108 (1991) |
| Wynn, Jimmy | 108 (1974) |
| 10. Hodges, Gil | 107 (1952) |

Slugging Percentage:

| | |
|------------------------|--------------------|
| 1. Herman, Babe | .678 (1930) |
| 2. Snider, Duke | .647 (1954) |
| 3. Sheffield, Gary | .643 (2000) |
| 4. Piazza, Mike | .638 (1997) |
| 5. Beltre, Adrian | .629 (2004) |
| Bellinger, Cody | .629 (2019) |
| 7. Snider, Duke | .628 (1955) |
| 8. Snider, Duke | .627 (1953) |
| 9. Herman, Babe | .612 (1929) |
| 10. Campanella, Roy | .611 (1953) |

On-Base Percentage:

| | |
|---------------------|-------------|
| 1. Herman, Babe | .455 (1930) |
| 2. Fournier, Jack | .440 (1952) |
| 3. Robinson, Jackie | .438 (1949) |
| Moon, Wally | .438 (1960) |
| Sheffield, Gary | .438 (2000) |
| 6. Herman, Babe | .436 (1929) |
| Stanky, Eddie | .436 (1946) |
| Robinson, Jackie | .436 (1951) |
| 9. Walker, Dixie | .434 (1944) |
| 10. Smith, Reggie | .432 (1977) |

Extra-Base Hits:

| | |
|------------------------|------------------|
| 1. Herman, Babe | 94 (1930) |
| 2. Snider, Duke | 89 (1954) |
| 3. Snider, Duke | 84 (1953) |
| Green, Shawn | 84 (2001) |
| Bellinger, Cody | 84 (2019) |
| 6. Frederick, John | 82 (1929) |
| Snider, Duke | 82 (1955) |
| 8. Beltre, Adrian | 80 (2004) |
| 9. Snider, Duke | 78 (1956) |
| 10. Mondesi, Raul | 77 (1997) |
| Herman, Babe | 77 (1931) |

Pinch-Hits:

| | |
|-------------------|-----------|
| 1. Hansen, Dave | 18 (1993) |
| 2. Webster, Mitch | 17 (1992) |
| 3. Gautreaux, Sid | 16 (1936) |
| 4. Mota, Manny | 15 (1974) |
| Goodson, Ed | 15 (1976) |
| Mota, Manny | 15 (1979) |
| Hansen, Dave | 15 (2000) |
| Saenz, Olmedo | 15 (2004) |
| Saenz, Olmedo | 15 (2006) |
| 10. Mota, Manny | 14 (1977) |
| Whitfield, Terry | 14 (1985) |
| Hatcher, Mickey | 14 (1990) |
| Saenz, Olmedo | 14 (2007) |
| Young, Delwyn | 14 (2008) |
| Loretta, Mark | 14 (2009) |
| Pierre, Juan | 14 (2009) |

Brooklyn/Los Angeles Single-Season Top 10 - Pitching

Games:

| | |
|--------------------|----------------|
| 1. Marshall, Mike | 106 (1974) |
| 2. Quantrill, Paul | 89 (2003) |
| 3. Quantrill, Paul | 86 (2002) |
| 4. Beimel, Joe | 83 (2007) |
| Broxton, Jonathan | 83 (2007) |
| 6. Martin, Tom | 80 (2003) |
| 7. Sanchez, Duaner | 79 (2005) |
| 8. Hough, Charlie | 77 (1976) |
| Shaw, Jeff | 77 (2001) |
| Gagné, Eric | 77 (2002, '03) |
| Belisario, Ronald | 77 (2013) |

Games Started:

| | |
|--------------------|-----------|
| 1. Terry, Bill | 44 (1890) |
| Haddock, George | 44 (1892) |
| Kennedy, Brickyard | 44 (1893) |
| 4. Lovett, Tom | 43 (1891) |
| 5. Stein, Ed | 42 (1892) |
| Drysdale, Don | 42 (1963) |
| Drysdale, Don | 42 (1965) |
| 8. 9 Tied With 41 | |

Complete Games:

| | |
|-----------------------|-----------|
| 1. Kennedy, Brickyard | 40 (1893) |
| 2. Lovett, Tom | 39 (1890) |
| Lovett, Tom | 39 (1891) |
| Haddock, George | 39 (1892) |
| 5. Terry, Bill | 38 (1890) |
| Stein, Ed | 38 (1892) |
| Stein, Ed | 38 (1894) |
| Kennedy, Brickyard | 38 (1898) |
| Jones, Oscar | 38 (1904) |
| 10. 2 Tied With 36 | |

Innings:

| | |
|-----------------------|--------------|
| 1. Kennedy, Brickyard | 382.2 (1893) |
| 2. Haddock, George | 381.1 (1892) |
| 3. Stein, Ed | 377.1 (1892) |
| 4. Jones, Oscar | 377.0 (1904) |
| 5. Lovett, Tom | 372.0 (1890) |
| 6. Terry, Bill | 370.0 (1890) |
| 7. Lovett, Tom | 365.2 (1891) |
| 8. Kennedy, Brickyard | 360.2 (1894) |
| 9. Stein, Ed | 359.0 (1894) |
| 10. Donovan, Bill | 351.0 (1901) |

Wins:

| | |
|--------------------|-----------|
| 1. Lovett, Tom | 30 (1890) |
| 2. Haddock, George | 29 (1892) |
| McGinnity, Joe | 29 (1900) |
| 4. Hughes, Jim | 28 (1899) |
| Vance, Dazzy | 28 (1924) |
| 6. Stein, Ed | 27 (1892) |
| Stein, Ed | 27 (1894) |
| Newcombe, Don | 27 (1956) |
| Koufax, Sandy | 27 (1966) |
| 10. Terry, Bill | 26 (1900) |
| Koufax, Sandy | 26 (1965) |

Winning Pct. (Min.15 Decisions):

| | |
|----------------------------|-------------------------|
| 1. Regan, Phil | .933 (14-1) 1966 |
| 2. Fitzsimmons, F. | .889 (16-2) 1940 |
| 3. Roe, Preacher | .880 (22-3) 1951 |
| 4. Kershaw, Clayton | .875 (21-3) 2014 |
| 5. Hershiser, Orel | .864 (19-3) 1985 |
| Greinke, Zack | .864 (19-3) 2015 |
| 7. Wood, Alex | .842 (16-3) 2017 |
| Perranoski, Ron | .842 (16-3) 1963 |
| 9. Koufax, Sandy | .833 (25-5) 1963 |
| 10. Hughes, Jim | .824 (28-6) 1899 |
| Vance, Dazzy | .824 (28-6) 1924 |

Strikeouts:

| | |
|----------------------------|-------------------|
| 1. Koufax, Sandy | 382 (1965) |
| 2. Koufax, Sandy | 317 (1966) |
| 3. Koufax, Sandy | 306 (1963) |
| 4. Kershaw, Clayton | 301 (2015) |
| 5. Koufax, Sandy | 269 (1961) |
| 6. Vance, Dazzy | 262 (1924) |
| 7. Drysdale, Don | 251 (1963) |
| 8. Kershaw, Clayton | 248 (2011) |
| 9. Singer, Bill | 247 (1969) |
| 10. Drysdale, Don | 246 (1960) |

ERA (Min. 1.0 IP Per Team Game):

| | |
|----------------------------|--------------------|
| 1. Marquard, Rube | 1.58 (1916) |
| 2. Greinke, Zack | 1.66 (2015) |
| 3. Garvin, Ned | 1.68 (1904) |
| 4. Koufax, Sandy | 1.73 (1966) |
| 5. Koufax, Sandy | 1.74 (1964) |
| 6. Kershaw, Clayton | 1.77 (2014) |
| 7. Kershaw, Clayton | 1.83 (2013) |
| 8. Wilhelm, Kaiser | 1.87 (1908) |
| 9. Koufax, Sandy | 1.88 (1963) |
| 10. Pfeffer, Jeff | 1.91 (1916) |

Shutouts:

| | |
|----------------------|-----------|
| 1. Koufax, Sandy | 11 (1963) |
| 2. Sutton, Don | 9 (1972) |
| 3. Koufax, Sandy | 8 (1965) |
| Drysdale, Don | 8 (1968) |
| Valenzuela, Fernando | 8 (1981) |
| Hershiser, Orel | 8 (1988) |
| Belcher, Tim | 8 (1989) |
| 8. 5 Tied With 7 | |

Saves:

| | |
|---------------------------|------------------|
| 1. Gagné, Eric | 55 (2003) |
| 2. Gagné, Eric | 52 (2002) |
| 3. Jansen, Kenley | 47 (2016) |
| 4. Gagné, Eric | 45 (2004) |
| 5. Jansen, Kenley | 44 (2014) |
| Worrell, Todd | 44 (1996) |
| 7. Shaw, Jeff | 43 (2001) |
| 8. Jansen, Kenley | 41 (2017) |
| 9. Saito, Takashi | 39 (2007) |
| 10. Jansen, Kenley | 38 (2018) |



2014 MVP Clayton Kershaw is in the top 10 for multiple single-season pitching records, including ERA, win percentage and strikeouts.

Los Angeles Single-Season Top 10 – Batting

At-Bats:

| | |
|-------------------|------------|
| 1. Wills, Maury | 695 (1962) |
| 2. Izturis, Cesar | 670 (2004) |
| 3. Pierre, Juan | 668 (2007) |
| 4. Davis, Tommy | 665 (1962) |
| 5. Garvey, Steve | 659 (1975) |
| 6. Garvey, Steve | 658 (1980) |
| 7. Furcal, Rafael | 654 (2006) |
| 8. Wills, Maury | 650 (1965) |
| 9. Garvey, Steve | 648 (1979) |
| 10. Garvey, Steve | 646 (1977) |

Runs:

| | |
|---------------------------|-------------------|
| 1. Wills, Maury | 130 (1962) |
| 2. Green, Shawn | 124 (2001) |
| 3. Bellinger, Cody | 121 (2019) |
| 4. Davis, Tommy | 120 (1962) |
| 5. Kemp, Matt | 115 (2011) |
| 6. Furcal, Rafael | 113 (2006) |
| 7. Butler, Brett | 112 (1991) |
| 8. Green, Shawn | 110 (2002) |
| 9. Lopes, Davey | 109 (1979) |
| 10. Lopes, Davey | 108 (1975) |

Hits:

| | |
|------------------|------------|
| 1. Davis, Tommy | 230 (1962) |
| 2. Garvey, Steve | 210 (1975) |
| Sax, Steve | 210 (1986) |
| 4. Wills, Maury | 208 (1962) |
| 5. Garvey, Steve | 204 (1979) |
| 6. Garvey, Steve | 202 (1978) |
| 7. Piazza, Mike | 201 (1997) |
| 8. Garvey, Steve | 200 (1974) |
| Garvey, Steve | 200 (1976) |
| Garvey, Steve | 200 (1980) |
| Beltre, Adrian | 200 (2004) |

Batting Average:

| | |
|--------------------|-------------|
| 1. Piazza, Mike | .362 (1997) |
| 2. Piazza, Mike | .346 (1995) |
| Davis, Tommy | .346 (1962) |
| 4. Guerrero, Pedro | .338 (1987) |
| 5. Piazza, Mike | .336 (1996) |
| 6. Beltre, Adrian | .334 (2004) |
| 7. Sax, Steve | .332 (1986) |
| 8. Murray, Eddie | .330 (1990) |
| 9. Moon, Wally | .328 (1961) |
| 10. Davis, Tommy | .326 (1963) |
| Grudzielanek, Mark | .326 (1999) |

Singles:

| | |
|-------------------|------------|
| 1. Wills, Maury | 179 (1962) |
| 2. Davis, Willie | 167 (1962) |
| 3. Wills, Maury | 165 (1965) |
| 4. Pierre, Juan | 164 (2007) |
| 5. Butler, Brett | 162 (1991) |
| 6. Sax, Steve | 157 (1986) |
| 7. Buckner, Bill | 154 (1976) |
| 8. Wills, Maury | 151 (1964) |
| 9. Wills, Maury | 150 (1961) |
| 10. Butler, Brett | 149 (1993) |
| Wills, Maury | 149 (1971) |

Doubles:

| | |
|----------------------|------------------|
| 1. Green, Shawn | 49 (2003) |
| 2. Parker, Wes | 47 (1970) |
| 3. Green, Shawn | 44 (2000) |
| Seager, Corey | 44 (2019) |
| 5. Sax, Steve | 43 (1986) |
| 6. Mondesi, Raul | 42 (1997) |
| Ethier, Andre | 42 (2009) |
| 8. González, Adrián | 41 (2014) |
| Loney, James | 41 (2010) |
| 10. Mondesi, Raul | 40 (1996) |
| Karros, Eric | 40 (1999) |
| Seager, Corey | 40 (2016) |

Triples:

| | |
|------------------|-----------|
| 1. Davis, Willie | 16 (1970) |
| 2. Gordon, Dee | 12 (2014) |
| Lofton, Kenny | 12 (2006) |
| 4. Butler, Brett | 11 (1992) |
| Moon, Wally | 11 (1959) |
| Neal, Charlie | 11 (1959) |
| 7. Butler, Brett | 10 (1993) |
| Wills, Maury | 10 (1961) |
| Davis, Willie | 10 (1962) |
| Wills, Maury | 10 (1962) |
| Davis, Willie | 10 (1968) |
| Davis, Willie | 10 (1971) |

Home Runs:

| | |
|---------------------------|------------------|
| 1. Green, Shawn | 49 (2001) |
| 2. Beltre, Adrian | 48 (2004) |
| 3. Bellinger, Cody | 47 (2019) |
| 4. Sheffield, Gary | 43 (2000) |
| 5. Green, Shawn | 42 (2002) |
| 6. Piazza, Mike | 40 (1997) |
| 7. Bellinger, Cody | 39 (2017) |
| Kemp, Matt | 39 (2011) |
| 9. Piazza, Mike | 36 (1996) |
| Sheffield, Gary | 36 (2001) |
| Pederson, Joc | 36 (2019) |

RBIs:

| | |
|------------------------|-------------------|
| 1. Davis, Tommy | 153 (1962) |
| 2. Kemp, Matt | 126 (2011) |
| 3. Green, Shawn | 125 (2001) |
| 4. Piazza, Mike | 124 (1997) |
| 5. Beltre, Adrian | 121 (2004) |
| 6. Howard, Frank | 119 (1962) |
| 7. González, Adrián | 116 (2014) |
| 8. Garvey, Steve | 115 (1977) |
| Bellinger, Cody | 115 (2019) |
| 10. Garvey, Steve | 113 (1978) |

Total Bases:

| | |
|---------------------------|-------------------|
| 1. Beltre, Adrian | 376 (2004) |
| 2. Green, Shawn | 370 (2001) |
| 3. Davis, Tommy | 356 (1962) |
| 4. Piazza, Mike | 355 (1997) |
| 5. Kemp, Matt | 353 (2011) |
| 6. Bellinger, Cody | 351 (2019) |
| 7. Mondesi, Raul | 333 (1997) |
| 9. Green, Shawn | 325 (2002) |
| 9. Garvey, Steve | 322 (1977) |
| Garvey, Steve | 322 (1979) |
| Sheffield, Gary | 322 (2000) |

Stolen Bases:

| | |
|-----------------|------------|
| 1. Wills, Maury | 104 (1962) |
| 2. Wills, Maury | 94 (1965) |
| 3. Lopes, Davey | 77 (1975) |
| 4. Gordon, Dee | 64 (2014) |
| Pierre, Juan | 64 (2007) |
| 6. Lopes, Davey | 63 (1976) |
| 7. Lopes, Davey | 59 (1974) |
| 8. Sax, Steve | 56 (1983) |
| 9. Wills, Maury | 53 (1964) |
| 10. Young, Eric | 51 (1999) |

Walks:

| | |
|--------------------|------------|
| 1. Wynn, Jimmy | 110 (1975) |
| 2. Butler, Brett | 108 (1991) |
| Wynn, Jimmy | 108 (1974) |
| 4. Smith, Reggie | 104 (1977) |
| Sheffield, Gary | 104 (1999) |
| 6. Sheffield, Gary | 101 (2000) |
| 7. Lopes, Davey | 97 (1979) |
| 8. Gilliam, Jim | 96 (1959) |
| Gilliam, Jim | 96 (1960) |
| Cey, Ron | 96 (1978) |

Slugging Percentage:

| | |
|---------------------------|--------------------|
| 1. Sheffield, Gary | .643 (2000) |
| 2. Piazza, Mike | .638 (1997) |
| 3. Beltre, Adrian | .629 (2004) |
| Bellinger, Cody | .629 (2019) |
| 5. Piazza, Mike | .606 (1995) |
| 6. Green, Shawn | .598 (2001) |
| 7. Kemp, Matt | .586 (2011) |
| 8. Sheffield, Gary | .583 (2001) |
| 9. Bellinger, Cody | .581 (2017) |
| 10. Guerrero, Pedro | .577 (1985) |

On-Base Percentage:

| | |
|--------------------------|--------------------|
| 1. Moon, Wally | .438 (1960) |
| Sheffield, Gary | .438 (2000) |
| 3. Smith, Reggie | .432 (1977) |
| 4. Piazza, Mike | .431 (1997) |
| 5. Guerrero, Pedro | .425 (1985) |
| 6. Piazza, Mike | .422 (1996) |
| 7. Guerrero, Pedro | .421 (1987) |
| 8. Sheffield, Gary | .417 (2001) |
| 9. Turner, Justin | .415 (2017) |
| 10. Murray, Eddie | .414 (1990) |

Extra-Base Hits:

| | |
|------------------------|------------------|
| 1. Green, Shawn | 84 (2001) |
| Bellinger, Cody | 84 (2019) |
| 3. Beltre, Adrian | 80 (2004) |
| 4. Mondesi, Raul | 77 (1997) |
| 5. Ethier, Andre | 76 (2009) |
| Kemp, Matt | 76 (2011) |
| 7. Karros, Eric | 74 (1999) |
| Green, Shawn | 74 (2002) |
| 9. Piazza, Mike | 73 (1997) |
| 10. Green, Shawn | 72 (2000) |

Pinch-Hits:

| | |
|----------------------|-----------|
| 1. Hansen, Dave | 18 (1993) |
| 2. Webster, Mitch | 17 (1992) |
| 3. Mota, Manny | 15 (1974) |
| Goodson, Ed | 15 (1976) |
| Mota, Manny | 15 (1979) |
| Hansen, Dave | 15 (2000) |
| Saenz, Olmedo | 15 (2004) |
| Saenz, Olmedo | 15 (2006) |
| 9. 7 Players With 14 | |



Steve Sax's name can be found in several L.A. Dodger single-season record books.

Los Angeles Single-Season Top 10 – Pitching

Games:

| | |
|----------------------|------------|
| 1. Marshall, Mike | 106 (1974) |
| 2. Quantrill, Paul | 89 (2003) |
| 3. Quantrill, Paul | 86 (2002) |
| 4. Beimel, Joe | 83 (2007) |
| 6. Broxton, Jonathan | 83 (2007) |
| 6. Martin, Tom | 80 (2003) |
| 7. Sanchez, Duaner | 79 (2005) |
| 8. Hough, Charlie | 77 (1976) |
| Shaw, Jeff | 77 (2001) |
| Gagné, Eric | 77 (2002) |
| Gagné, Eric | 77 (2003) |
| Belisario, Ronald | 77 (2013) |

Games Started:

| | |
|-------------------|-----------|
| 1. Drysdale, Don | 42 (1963) |
| Drysdale, Don | 42 (1965) |
| 3. Drysdale, Don | 41 (1962) |
| Koufax, Sandy | 41 (1965) |
| Koufax, Sandy | 41 (1966) |
| Osteen, Claude | 41 (1969) |
| Sutton, Don | 41 (1969) |
| 8. 8 Tied With 40 | |

Complete Games:

| | |
|----------------------|-----------|
| 1. Koufax, Sandy | 27 (1965) |
| Koufax, Sandy | 27 (1966) |
| 3. Drysdale, Don | 21 (1964) |
| 4. Koufax, Sandy | 20 (1963) |
| Drysdale, Don | 20 (1965) |
| Valenzuela, Fernando | 20 (1986) |
| 7. Drysdale, Don | 19 (1962) |
| Messersmith, Andy | 19 (1975) |
| 9. Sutton, Don | 18 (1972) |
| Valenzuela, Fernando | 18 (1982) |

Innings:

| | |
|----------------------|--------------|
| 1. Koufax, Sandy | 335.2 (1965) |
| 2. Koufax, Sandy | 323.0 (1966) |
| 3. Messersmith, Andy | 322.0 (1975) |
| 4. Drysdale, Don | 321.1 (1964) |
| 5. Osteen, Claude | 321.0 (1969) |
| 6. Singer, Bill | 316.0 (1969) |
| 7. Drysdale, Don | 315.1 (1963) |
| 8. Drysdale, Don | 314.1 (1962) |
| 9. Koufax, Sandy | 311.0 (1963) |
| 10. Drysdale, Don | 308.1 (1965) |

Wins:

| | |
|-------------------------|------------------|
| 1. Koufax, Sandy | 27 (1966) |
| 2. Koufax, Sandy | 26 (1965) |
| 3. Drysdale, Don | 25 (1962) |
| Koufax, Sandy | 25 (1963) |
| 5. Hershiser, Orel | 23 (1988) |
| Drysdale, Don | 23 (1965) |
| 7. Sutton, Don | 21 (1976) |
| Valenzuela, Fernando | 21 (1986) |
| Kershaw, Clayton | 21 (2011) |
| Kershaw, Clayton | 21 (2014) |

Winning Pct. (Minimum 15 Decisions):

| | |
|-----------------------------|-------------------------|
| 1. Regan, Phil | .933 (14-1) 1966 |
| 2. Kershaw, Clayton | .875 (21-3) 2014 |
| Hershiser, Orel | .864 (19-3) 1985 |
| Greinke, Zack | .864 (19-3) 2015 |
| 5. Wood, Alex | .842 (16-3) 2017 |
| Perranoski, Ron | .842 (16-3) 1963 |
| 7. Koufax, Sandy | .833 (25-5) 1963 |
| 8. Kershaw, Clayton | .818 (18-4) 2017 |
| 9. John, Tommy | .813 (13-3) 1974 |
| 10. Kershaw, Clayton | .808 (21-5) 2011 |

Strikeouts:

| | |
|----------------------------|-------------------|
| 1. Koufax, Sandy | 382 (1965) |
| Koufax, Sandy | 317 (1966) |
| 3. Koufax, Sandy | 306 (1963) |
| 4. Kershaw, Clayton | 301 (2015) |
| 5. Koufax, Sandy | 269 (1961) |
| 6. Drysdale, Don | 251 (1963) |
| 7. Kershaw, Clayton | 248 (2011) |
| 8. Singer, Bill | 247 (1969) |
| 9. Drysdale, Don | 246 (1960) |
| 10. Drysdale, Don | 242 (1959) |
| Valenzuela, Fernando | 242 (1986) |

ERA (Min. 1.0 IP Per Team Game):

| | |
|-----------------------------|--------------------|
| 1. Greinke, Zack | 1.66 (2015) |
| 2. Koufax, Sandy | 1.73 (1966) |
| 3. Koufax, Sandy | 1.74 (1964) |
| 4. Kershaw, Clayton | 1.77 (2014) |
| 5. Kershaw, Clayton | 1.83 (2013) |
| 6. Koufax, Sandy | 1.88 (1963) |
| 7. Hershiser, Orel | 2.03 (1985) |
| 8. Koufax, Sandy | 2.04 (1965) |
| 9. Sutton, Don | 2.08 (1972) |
| 10. Kershaw, Clayton | 2.13 (2015) |

Shutouts:

| | |
|----------------------|-----------|
| 1. Koufax, Sandy | 11 (1963) |
| 2. Sutton, Don | 9 (1972) |
| 3. Koufax, Sandy | 8 (1965) |
| Drysdale, Don | 8 (1968) |
| Valenzuela, Fernando | 8 (1981) |
| Hershiser, Orel | 8 (1988) |
| Belcher, Tim | 8 (1989) |
| 8. Koufax, Sandy | 7 (1964) |
| Drysdale, Don | 7 (1965) |
| Osteen, Claude | 7 (1969) |
| Messersmith, Andy | 7 (1975) |

Saves:

| | |
|---------------------------|------------------|
| 1. Gagné, Eric | 55 (2003) |
| 2. Gagné, Eric | 52 (2002) |
| 3. Jansen, Kenley | 47 (2016) |
| Gagné, Eric | 45 (2004) |
| 5. Jansen, Kenley | 44 (2014) |
| Worrell, Todd | 44 (1996) |
| 7. Shaw, Jeff | 43 (2001) |
| 8. Jansen, Kenley | 41 (2017) |
| 9. Saito, Takashi | 39 (2007) |
| 10. Jansen, Kenley | 38 (2018) |

Los Angeles Batting Leaders 1958-2019

| Year | Games | Runs | Hits | Singles | Doubles | Triples |
|-------------|------------------------|-----------------------------|--------------------|------------------------|------------------------|--|
| 1958 | Gilliam (147) | Neal (87) | Gilliam (145) | Gilliam (113) | Gilliam (25) | Roseboro (9) |
| 1959 | Neal (151) | Neal (103) | Neal (177) | Gilliam (131) | Neal (30) | Moon, Neal (11) |
| 1960 | Gilliam (151) | Gilliam (96) | Wills (152) | Wills (135) | Larker (26) | Moon (6) |
| 1961 | Wills (149) | Wills (105) | Wills (173) | Wills (150) | Gilliam (26) | Wills (10) |
| 1962 | Wills (165) *** | Wills (130) | T. Davis (230)* | Wills (179)* | T. Davis (27) | Wills, W. Davis (10) |
| 1963 | W. Davis (156) | Wills (83) | T. Davis (181) | T. Davis (143) | Gilliam (27) | W. Davis (8) |
| 1964 | Wills (158) | W. Davis (91) | W. Davis (180) | Wills (151) | Roseboro (24) | W. Davis (7) |
| 1965 | Wills, Fairly (158) | Wills (92) | Wills (186) | Wills (165)* | Fairly (28) | Wills, Parker (7) |
| 1966 | Parker (156) | W. Davis (74) | W. Davis (177) | Wills (145) | W. Davis (31) | W. Davis (6) |
| 1967 | Fairly (153) | W. Davis (65) | W. Davis (146) | W. Davis (102) | Fairly (19) | W. Davis (9) |
| 1968 | W. Davis (160) | W. Davis (86) | W. Davis (161) | W. Davis (120) | Haller (27) | W. Davis (10) |
| 1969 | Sizemore (159) | Parker (76) | Sizemore (160) | Sizemore (131) | Davis, Parker (23) | W. Davis, Wills (8) |
| 1970 | Parker (161)* | W. Davis, Grabarkewitz (92) | Parker (196) | Parker (135) | Parker (47)* | W. Davis (16)* |
| 1971 | W. Davis (158) | W. Davis (84) | W. Davis (198) | Wills (149) | W. Davis (33) | W. Davis (10) |
| 1972 | W. Davis (149) | W. Davis (81) | W. Davis (178) | W. Davis (130) | W. Davis (22) | W. Davis (7) |
| 1973 | Russell (162) † | Ferguson (84) | W. Davis (171) | Buckner, Russell (130) | W. Davis (29) | W. Davis (9) |
| 1974 | Russell (160) | Wynn (104) | Garvey (200) | Garvey (144) | Garvey (32) | Paciorek, Russell (6) |
| 1975 | Garvey (160) | Lopes (108) | Garvey (210) | Garvey (148) | Garvey (38) | Garvey (6) |
| 1976 | Garvey (162) | Garvey (85) | Garvey (200) | Buckner (154) | Garvey (37) | Lopes (7) |
| 1977 | Garvey (162)* | Smith (104) | Garvey (192) | Russell (138) | Russell (28) | Russell (6) |
| 1978 | Garvey (162)* | Lopes (93) | Garvey (202)* | Russell (140) | Garvey (36) | Garvey (9) |
| 1979 | Garvey (162) | Lopes (109) | Garvey (204) | Garvey (143) | Garvey (32) | Lopes (6) |
| 1980 | Garvey (163)* | Cey (81) | Garvey (200)* | Garvey (146) | Garvey (27) | Baker, Law (4) |
| 1981 | Garvey (110)* | Garvey (63) | Baker (128) | Baker (99) | Garvey (23) | Landreaux (4) |
| 1982 | Garvey (162)* | Sax (88) | Sax (180) | Sax (146) | Garvey (35) | Sax, Landreaux (7) |
| 1983 | Guerrero (160) | Sax (94) | Sax (175) | Sax (147) | Guerrero (28) | Guerrero, Thomas (6) |
| 1984 | Sax (145) | Guerrero (85) | Guerrero (162) | Guerrero (113) | Guerrero (29) | Landreaux (5) |
| 1985 | Landreaux (147) | Guerrero (99) | Guerrero (156) | Sax (123) | Marshall (27) | Duncan (6) |
| 1986 | Sax (157) | Sax (91) | Sax (210) | Sax (157) | Sax (43) | Sax (4) |
| 1987 | Sax (157) | Guerrero (89) | Guerrero (184) | Sax (136) | Scioscia, Shelby (26) | Sax (7) |
| 1988 | Sax (160) | Gibson (106) | Sax (175) | Sax (147)* | Gibson (28) | Shelby (6) |
| 1989 | Murray (160) | Murray (66) | Randolph (155) | Randolph (136) | Hamilton (35) | Gibson, Gonzalez, Griffin, Hatcher (2) |
| 1990 | Murray (155) | Murray (96) | Murray (184) | Murray (133) | Brooks (28) | Harris (4) |
| 1991 | Butler (161)* | Butler (112)* | Butler (182) | Butler (162)* | Murray (23) | Samuel (6) |
| 1992 | Butler (157) | Butler (86) | Butler (171) | Butler (143)* | Karros (30) | Butler (11) |
| 1993 | Karros, Offerman (157) | Piazza (81) | Butler (181) | Butler (149)* | Snyder (33) | Butler (10) |
| 1994 | Wallach (113) | Butler (79) | Mondesi (133) | Butler (101) | Mondesi (27) | Butler (9) |
| 1995 | Karros (143) | Mondesi (91) | Karros (164) | Piazza (101) | Karros (29) | Mondesi, Offerman (6) |
| 1996 | Mondesi (157) | Mondesi (98) | Mondesi (188) | Piazza (132) | Mondesi (40) | DeShields (6) |
| 1997 | Karros (162)* | Piazza (104) | Piazza (201) | Piazza (128) | Mondesi (42) | Guerrero (9) |
| 1998 | Mondesi (148) | Mondesi (85) | Mondesi (162) | Karros (106) | Mondesi (26) | Mondesi (5) |
| 1999 | Mondesi (159) | Sheffield (103) | Karros (176) | Grudzielanek (124) | Karros (40) | Beltre, Mondesi |
| 2000 | Green (162)* | Sheffield (105) | Grudzielanek (172) | Grudzielanek (124) | Green (44) | Grudzielanek, Cora (6) |
| 2001 | Green (161) | Green (124) | Green (184) | Green (100) | Green (31) | Goodwin (5) |
| 2002 | Beltre (159) | Green (110) | Green (166) | Lo Duca (114) | Lo Duca (38) | Roberts (7) |
| 2003 | Green (160) | Green (84) | Green (171) | Izturis, Lo Duca (112) | Green (49) | Izturis (6) |
| 2004 | Izturis (159) | Beltre (104) | Beltre (200) | Izturis (148) | Izturis, Beltre (32) | Izturis (9) |
| 2005 | Kent (149) | Kent (100) | Kent (160) | Kent (95) | Kent (36) | Repko (3) |
| 2006 | Furcal (159) | Furcal (113) | Furcal (196) | Furcal (140) | Drew (34) | Lofton (12) |
| 2007 | Pierre (162) | Pierre (96) | Pierre (196) | Pierre (164) | Kent (36) | Pierre (8) |
| 2008 | Loney (161) | Kemp (93) | Kemp (176) | Loney (118) | Ethier, Kemp (38) | Loney (6) |
| 2009 | Ethier (160) | Kemp (97) | Kemp (180) | Furcal (123) | Ethier (42) | Pierre (8) |
| 2010 | Kemp (162) | Kemp (82) | Loney (157) | Loney (104) | Loney (41) | Furcal (7) |
| 2011 | Kemp (161) | Kemp (115) | Kemp (195) | Kemp (119) | Kemp (33) | Carroll, Gwynn (6) |
| 2012 | Ethier (149) | Ethier (79) | Ethier (158) | Ethier (101) | Ethier (36) | Gwynn (4) |
| 2013 | Gonzalez (157) | Gonzalez (69) | Gonzalez (171) | Gonzalez (117) | Ethier (33) | Crawford (3) |
| 2014 | Gonzalez (159) | Gordon/Puig (92) | Gordon (176) | Gordon (138) | Gonzalez (41) | Gordon (12) |
| 2015 | Gonzalez (156) | Gonzalez (76) | Gonzalez (157) | Kendrick (104) | Gonzalez (33) | Ethier (7) |
| 2016 | Seager (157) | Seager (105) | Seager (193) | Seager (122) | Seager (40) | Seager (5) |
| 2017 | Puig (152) | Bellinger (87) | Seager (159) | Seager (104) | Taylor (34) | Taylor (5) |
| 2018 | Bellinger (162) | Taylor (85) | Bellinger (145) | Kemp (88) | Taylor (35) | Taylor (8) |
| 2019 | Bellinger (156) | Bellinger (121) | Bellinger (170) | Turner (88) | Seager (44)* | Taylor (4) |
| L.A. Record | Wills (165) | Wills (130) | T. Davis (230) | Wills (179) | Green (49) | W. Davis (16) |
| Year | Home Runs | Total Bases | RBI | Base on Balls | Hit by Pitch | Strikeouts |
| 1958 | Neal, Hodges (22) | Neal (207) | Furillo (83) | Gilliam (78) | Neal (5) | Zimmer (92) |
| 1959 | Hodges (25) | Neal (286) | Snider (88) | Gilliam (96)* | Demeter (6) | Hodges (92) |
| 1960 | Howard (23) | Moon (212) | Larker (78) | Gilliam (96) | Roseboro (4) | Howard (108) |
| 1961 | Roseboro (18) | Moon (234) | Moon (88) | Moon (89) | W. Davis (5) | Moon (79) |
| 1962 | Howard (31) | T. Davis (356) | T. Davis (153)* | Gilliam (93) | Roseboro (7) | Howard (108) |
| 1963 | Howard (28) | T. Davis (254) | T. Davis (88) | Gilliam (60) | T. Davis, Howard (4) | Howard (116) |
| 1964 | Howard (24) | W. Davis (253) | T. Davis (86) | Fairly (65) | Roseboro, T. Davis (4) | Howard (113) |
| 1965 | Lefebvre, Johnson (12) | Wills (214) | Fairly (70) | Fairly (76) | Johnson (16) | Parker (95) |
| 1966 | Lefebvre (24) | W. Davis (253) | Lefebvre (74) | Parker (69) | Johnson (14) | Parker (83) |
| 1967 | Ferrara (16) | W. Davis (209) | Fairly (55) | Parker (65) | Hunt (10) | Parker (83) |
| 1968 | Gabrielson (10) | W. Davis (226) | Haller (53) | Parker (49) | Fairly (4) | W. Davis (88) |
| 1969 | Kosco (19) | W. Davis (227) | Kosco (74) | Parker (56) | Sizemore (5) | Sudakis (94) |

*League Leader **Major League Record †Tied for League Lead ‡All-Time Dodger Record

Los Angeles Batting Leaders 1958-2019 (Continued)

| Year | Home Runs | Total Bases | RBI | Base on Balls | Hit by Pitch | Strikeouts |
|--------|-------------------------|------------------------|------------------------------------|---------------------|---------------------------------|----------------------|
| 1970 | Grabarkewitz (17) | Parker (281) | Parker (111) | Grabarkewitz (95) | Grabarkewitz (6) | Grabarkewitz (149) |
| 1971 | Allen (23) | W. Davis (281) | Allen (90) | Allen (93) | Buckner (5) | Allen (113) |
| 1972 | W. Davis, Robinson (19) | W. Davis (271) | W. Davis (79) | Parker (62) | Mota (5) | Robinson (76) |
| 1973 | Ferguson (25) | W. Davis (266) | Ferguson (88) | Ferguson (87) | W. Davis, Lopes (5) | Crawford (91) |
| 1974 | Wynn (32) | Garvey (301) | Garvey (111) | Wynn (108) | Cey (7) | Wynn (104) |
| 1975 | Cey (25) | Garvey (314) | Cey (101) | Wynn (110) | Yeager (8) | Lopes (93) |
| 1976 | Cey (23) | Garvey (284) | Cey, Garvey (80) | Cey (89) | Yeager (7) | Yeager (84) |
| 1977 | Garvey (33) | Garvey (322) | Garvey (115) | Smith (104) | Baker (6) | Monday (109) |
| 1978 | Smith (29) | Garvey (319) | Garvey (113) | Cey (96) | Cey (7) | Monday (100) |
| 1979 | Cey, Garvey, Lopes (28) | Garvey (322) | Garvey (110) | Lopes (97) | Lopes (4) | Lopes (88) |
| 1980 | Baker (29) | Garvey (307) | Garvey (106) | Cey (69) | Cey (5) | Cey (92) |
| 1981 | Cey (13) | Baker (178) | Garvey (64) | Cey (40) | Scioscia (4) | Guerrero (57) |
| 1982 | Guerrero (32) | Guerrero (308) | Guerrero (100) | Guerrero (65) | Guerrero (5) | Cey (99) |
| 1983 | Guerrero (30) | Guerrero (310) | Guerrero (103) | Brook (83) | Marshall (5) | Marshall (127) |
| 1984 | Marshall (21) | Guerrero (247) | Guerrero (72) | Scioscia (52) | Marshall (3) | Guerrero (105) |
| 1985 | Guerrero (33) | Guerrero (281) | Marshall (95) | Guerrero (83) | Guerrero (6) | Marshall (137) |
| 1986 | Stubbs (23) | Sax (279) | Madlock (60) | Scioscia (62) | Madlock (5) | Stubbs (107) |
| 1987 | Guerrero (27) | Guerrero (294) | Guerrero (89) | Guerrero (74) | Guerrero, Trevino, Marshall (4) | Shelby (97) |
| 1988 | Gibson (25) | Gibson (262) | Marshall (82) | Gibson (73) | Gibson, Marshall (7) | Shelby (128) |
| 1989 | Murray (20) | Murray (238) | Murray (88) | Murray (87) | Marshall (5) | Shelby (92) |
| 1990 | Daniels (27) | Murray (290) | Murray (95) | Murray (82) | Brooks (6) | Samuel (126) |
| 1991 | Strawberry (28) | Strawberry (234) | Strawberry (99) | Butler (108)* | Carter (7) | Samuel (133) |
| 1992 | Karros (20) | Karros (232) | Karros (88) | Butler (95) | Hernandez (4) | Karros (103) |
| 1993 | Piazza (35) | Piazza (307) | Piazza (112) | Butler (86) | Hernandez (5) | Snyder (147) |
| 1994 | Piazza (24) | Mondesi (224) | Piazza (92) | Butler (68) | Wallach (4) | Wallach (80) |
| 1995 | Karros, Piazza (32) | Karros (205) | Karros (105) | Offerman (69) | 4 tied with 4 | Karros (115) |
| 1996 | Piazza (36) | Mondesi (314) | Karros (111) | Piazza (81) | Mondesi (5) | DeShields (124) |
| 1997 | Piazza (40) | Piazza (355) | Piazza (124) | Zeile (85) | Zeile, Mondesi (6) | Gagne (120) |
| 1998 | Mondesi (30) | Mondesi (388) | Mondesi (90) | Sheffield (69) | Sheffield (6) | Mondesi (112) |
| 1999 | Karros, Sheffield (34) | Karros (318) | Karros (112) | Sheffield (101) | Grudzielanek (10) | Mondesi (134) |
| 2000 | Sheffield (43) | Sheffield (322) | Sheffield (109) | Sheffield (101) | Grudzielanek (9) | Karros (122) |
| 2001 | Green (49) | Green (370) | Green (125) | Sheffield (94) | Grudzielanek (11) | Green, Grissom (107) |
| 2002 | Green (42) | Green (320) | Green (114) | Green (93) | Lo Duca (10) | Green (112) |
| 2003 | Beltre (23) | Green (281) | Green (85) | Green (68) | Kinkade (16) | Green (112) |
| 2004 | Beltre (48)* | Beltre (376) | Beltre (121) | Bradley, Green (71) | Cora (18) | Bradley (123) |
| 2005 | Kent (29) | Kent (213) | Kent (105) | Kent (72) | Kent/Choi (8) | Werth (114) |
| 2006 | Drew/Garciaparra (20) | Furcal (291) | Drew (100) | Drew (89) | Kent/Garciaparra (8) | Drew (106) |
| 2007 | Kent (20) | Martin (253) | Martin (87) | Martin (67) | Martin (7) | Martin (89) |
| 2008 | Ethier (20) | Kemp (278) | Loney (90) | Martin (90) | Kent (7) | Kemp (153) |
| 2009 | Ethier (31) | Ethier (303) | Ethier (106) | Ethier (72) | Ethier (13) | Kemp (139) |
| 2010 | Kemp (28) | Kemp (271) | Kemp (89) | Ethier (59) | Blake (8) | Kemp (170) |
| 2011 | Kemp (39) | Kemp (353) | Kemp (126) | Kemp (74) | Kemp, Uribe (6) | Kemp (159) |
| 2012 | Kemp (23) | Ethier (256) | Ethier (89) | A. Ellis (65) | Ethier (9) | Ethier (124) |
| 2013 | Gonzalez (22) | Gonzalez (269) | Gonzalez (100) | Ethier (61) | Puig (11) | Gonzalez (98) |
| 2014 | Gonzalez (27) | Gonzalez (285) | Gonzalez (116) | Puig (67) | Puig (12) | Kemp (145) |
| 2015 | Gonzalez (28) | Gonzalez (274) | Gonzalez (90) | Turner (92) | Turner (13) | Pederson (170) |
| 2016 | Grandal/Turner (27) | Seager (321) | Gonzalez/Turner (90) | Grandal (64) | Utley (11) | Seager (133) |
| 2017 | Bellinger (39) | Bellinger (279) | Bellinger (97) | Forsythe (69) | Turner (19) | Bellinger (146) |
| 2018 | Muncy (35) | Bellinger (262) | Kemp (85) | Muncy (79) | Turner (12) | Taylor (178) |
| 2019 | Bellinger (47) | Bellinger (351)* | Bellinger (115) | Bellinger (95) | Turner (14) | Muncy (149) |
| Record | Green (49) | Beltre (376) | T. Davis (153) | Wynn (110) | Turner (19) | Taylor (178) |
| Year | Stolen Bases | Sacrifice Flies | Sacrifice Hits | Slugging Pct. | Batting Average | |
| 1958 | Gilliam (18) | Furillo (7) | Zimmer (9) | Snider (.505) | Snider (.312) | |
| 1959 | Gilliam (23) | Demeter (5) | Neal (21)* | Snider (.535) | Snider (.308) | |
| 1960 | Wills (50)* | Larker (9) | Neal (14)* | Howard (.464) | Larker (.323) | |
| 1961 | Wills (35)* | Roseboro (6) | Wills (13)* | Snider (.562) | Moon (.328) | |
| 1962 | Wills (104)* | T. Davis, W. Davis (8) | Gilliam (15)* | Howard (.560) | T. Davis (.346)* | |
| 1963 | Wills (40)* | T. Davis, Roseboro (7) | Gilliam (12) | Howard (.518) | T. Davis (.326)* | |
| 1964 | Wills (53)* | Howard (7) | Drysdale (14) | Howard (.432) | W. Davis (.294) | |
| 1965 | Wills (94)* | W. Davis (7) | Parker (19)* | Johnson (.391) | Wills (.286) | |
| 1966 | Wills (38) | W. Davis, Lefebvre (5) | Wills (13) | Fairly (.464) | W. Davis (.284) | |
| 1967 | W. Davis (20) | Fairly (8) | Parker (10) | Ferrara (.467) | Ferrara (.277) | |
| 1968 | W. Davis (36) | Haller (9) | Parker (12) | Gabrielson (.428) | Haller (.285) | |
| 1969 | Wills (25) | Parker (6) | Mota (12) | W. Davis (.455) | Mota (.322) | |
| 1970 | W. Davis (38) | Parker (8) | Mota (12) | Parker (.457) | Parker (.319) | |
| 1971 | W. Davis (20) | Parker (8) | Mota (9) | Allen (.468) | W. Davis (.309) | |
| 1972 | W. Davis (20) | W. Davis (7) | Sutton (11) | W. Davis (.441) | Mota (.323) | |
| 1973 | Lopes (36) | Ferguson (10) | Russell (9) | McMullen (.482) | Mota (.314) | |
| 1974 | Lopes (59) | Wynn (11) | Russell (11) | Wynn (.497) | Buckner (.314) | |
| 1975 | Lopes (77)* | Cey (8) | Lopes (13) | Garvey (.476) | Garvey (.319) | |
| 1976 | Lopes (63)* | Garvey (9) | Hooton (13) | Cey (.462) | Garvey (.317) | |
| 1977 | Lopes (47) | Cey, Smith (7) | Hooton (14) | Smith (.576) | Smith (.307) | |
| 1978 | Lopes (45) | Smith (13)* | Hooton (18) | Smith (.559) | Garvey (.316) | |
| 1979 | Lopes (44) | Garvey (6) | Russell (14) | Cey (.499) | Garvey (.315) | |
| 1980 | Law (40) | Baker (12) | Hooton (14) | Smith (.508) | Garvey (.304) | |
| 1981 | Lopes (20) | Baker (5) | Hooton, Reuss, Thomas, Welch (7) | Cey (.474) | Baker (.320) | |
| 1982 | Sax (49) | Garvey, Baker (9) | Reuss (16) | Guerrero (.536) | Guerrero (.304) | |
| 1983 | Sax (56) | Baker (7) | Russell, Valenzuela (12) | Guerrero (.531) | Guerrero (.298) | |
| 1984 | Sax (34) | Guerrero (8) | Russell, Honeycutt, Valenzuela (8) | Guerrero (.462) | Guerrero (.303) | |
| 1985 | Duncan (38) | Landreaux (8) | Duncan (13) | Guerrero (.577)* | Guerrero (.320) | |
| 1986 | Duncan (48) | Madlock (6) | Hershiser (10) | Guerrero (.541) | Sax (.332) | |

*League Leader **Major League Record †Tied for League Lead ‡All-Time Dodger Record

H I S T O R Y A N D R E C O R D S

Los Angeles Batting Leaders 1958-2019 (Continued)

| Year | Stolen Bases | Sacrifice Flies | Sacrifice Hits | Slugging Pct. | Batting Average |
|------|------------------------|--------------------------------|-----------------------------|-----------------------------------|--------------------------------|
| 1987 | Sax (37) | Shelby (9) | Hershiser (10) | Guerrero (.539) | Guerrero (.338) |
| 1988 | Sax (42) | Gibson (7) | Hershiser (19) | Gibson (.483) | Gibson (.290) |
| 1989 | Gibson (12) | Murray (7) | Griffin (11) | Marshall (.408) | Randolph (.282) |
| 1990 | Samuel (38) | Brooks (11) | Sharperson (8) | Daniels (.531) | Murray (.330) |
| 1991 | Butler (38) | Murray (8) | Harris (12) | Strawberry (.491) | Butler (.296) |
| 1992 | Butler (41) | Benzinger, Karros, Webster (5) | Butler (24) | Karros (.426) | Butler (.309) |
| 1993 | Butler (39) | Wallach (9) | Offerman (25) | Piazza (.561) | Piazza (.318) |
| 1994 | Butler, DeShields (27) | Karros (11) | Butler (7) | Piazza (.541) | Piazza (.319) |
| 1995 | DeShields (39) | Kelly, Mondesi (7) | Offerman (10) | Piazza (.606) | Piazza (.346) |
| 1996 | DeShields (48) | Karros (8) | Castro, Gagne (4) | Piazza (.563) | Piazza (.336) |
| 1997 | Mondesi (32) | Karros (9) | Butler (15) | Piazza (.638) | Piazza (.362) |
| 1998 | Young (42) | Karros, Sheffield (7) | Vizzaino (10) | Sheffield (.535) | Sheffield (.316) |
| 1999 | Young (51) | Sheffield (9) | Grown (13) | Karros (.555) | Karros (.326) |
| 2000 | Green (24) | Karros (12) | Brown (14) | Sheffield (.643) | Sheffield (.325) |
| 2001 | Goodwin (22) | Lo Duca (9) | Park, Prokopec (7) | Green (.598) | Lo Duca (.320) |
| 2002 | Roberts (45) | Beltre (6) | Izturis, Perez (10) | Green (.558) | Green, Jordan (.285) |
| 2003 | Roberts (40) | Beltre, Green (6) | Cora (11) | Green (.460) | Cabrera (.282) |
| 2004 | Roberts (33) | Ross (5) | Cora, Izturis (12) | Beltre (.629) | Beltre (.334) |
| 2005 | Werth/A. Perez (11) | Ledee (6) | Penny/Lowe (9) | Kent (.512) | A. Perez (.297) |
| 2006 | Furcal (37) | Drew/Ethier (6) | Lowie (10) | Garciaparra (.505) | Ethier (.308) |
| 2007 | Pierre (64) | Ethier, Loney (7) | Pierre (20) | Kent (.502) | Kent (.302) |
| 2008 | Pierre (40) | Ethier, Loney (7) | Kershaw (9) | Ethier (.510) | Ethier (.305) |
| 2009 | Kemp (34) | Blake (10) | Blake (10) | Ethier (.508) | Murray (.297) |
| 2010 | Furcal (22) | Kemp (9) | Kershaw (18) | Ethier (.493) | Ethier (.292) |
| 2011 | Kemp (40) | Kemp (7) | Kershaw (11) | Kemp (.586) | Kemp (.324) |
| 2012 | Gordon (32) | Rivera (6) | Rivera (6) | Ethier (.460) | Ethier (.284) |
| 2013 | Crawford (15) | Gonzalez (10) | Kershaw (9) | Gonzalez (.461) | Gonzalez (.293) |
| 2014 | Gordon (64) | Gonzalez (11) | Ryu (8) | Kemp (.506) | Puig (.296) |
| 2015 | Rollins (12) | Turner (4) | Anderson (9) | Gonzalez (.480) | Kendrick (.295) |
| 2016 | Kendrick (10) | Turner (8) | Maeda (8) | Seager (.512) | Seager (.308) |
| 2017 | Taylor (17) | Turner (7) | Kershaw (6) | Bellinger (.581) | Turner (.322) |
| 2018 | Puig (15) | Kemp (7) | Maeda (6) | Muncy (.582) | Muncy (.312) |
| 2019 | L.A. Wills (104) | Verdugo (16) | Kershaw (15)* Offerman (25) | Bellinger (.629) Sheffield (.643) | Bellinger (.305) Piazza (.362) |

Los Angeles Pitching Leaders 1958-2019

| Year | Games | Games Started | Complete Games | Innings Pitched | Strikeouts | Base on Balls |
|------|-------------------------|--------------------------------------|-----------------------|---------------------|-------------------|-------------------|
| 1958 | Labine (52) | Podres (31) | Podres (13) | Drysdale (212) | Podres (143) | Koufax (103) |
| 1959 | Labine (56) | Drysdale (36) | Drysdale (15) | Drysdale (271) | Drysdale (242)* | Drysdale (93) |
| 1960 | Roebuck (58) | Drysdale (56) | Drysdale (15) | Drysdale (269) | Drysdale (246)* | Koufax (100) |
| 1961 | Perranoski, Sherry (53) | Drysdale (37) | Koufax (15) | Koufax (256) | Koufax (269)* | Williams (108) |
| 1962 | Perranoski (70)* | Drysdale (41)* | Drysdale (19) | Drysdale (314.1)* | Drysdale (232)* | Williams (98) |
| 1963 | Perranoski (69)* | Drysdale (42)* | Koufax (20) | Drysdale (315.1) | Koufax (306) | Miller (85) |
| 1964 | R. Miller (74)* | Drysdale (40)* | Drysdale (21) | Drysdale (321.1)* | Drysdale (237) | Foster (81) |
| 1965 | Miller (61) | Drysdale (42)* | Koufax (27)* | Koufax (335.2)* | Koufax (382) | Osteen (68) |
| 1966 | Regan (65) | Koufax (41) | Koufax (27)* | Koufax (323)* | Koufax (317) | Koufax (77) |
| 1967 | Perranoski (70) | Osteen (39) | Osteen (14) | Osteen (288) | Drysdale (196) | Singer (61) |
| 1968 | Brewer (54) | Osteen, Singer (36) | Drysdale, Singer (12) | Singer (256) | Singer (227) | Singer (78) |
| 1969 | Mikkelsen (48) | Osteen, Sutton (41) | Singer, Osteen (16) | Osteen (321) | Singer (247) | Sutton (91) |
| 1970 | Brewer (58) | Sutton (38) | Osteen (11) | Sutton (260) | Sutton (201) | Foster (81) |
| 1971 | Brewer (55) | Osteen (38) | Downing, Sutton (12) | Sutton (285) | Sutton (194) | Downing (84) |
| 1972 | Brewer (51) | Osteen, Sutton (33) | Sutton (18) | Sutton (273) | Sutton (207) | Osteen (69) |
| 1973 | Brewer (56) | Messersmith, Osteen, Sutton (33) | Sutton (14) | Sutton (256.1) | Sutton (200) | Messersmith (77) |
| 1974 | Marshall (106)*** | Sutton (40) | Messersmith (13) | Messersmith (292.1) | Messersmith (221) | Messersmith (94) |
| 1975 | Marshall (57) | Messersmith (40)* | Messersmith (19)* | Messersmith (322) | Messersmith (213) | Messersmith (96) |
| 1976 | Hough (77) | Sutton (34) | Sutton (15) | Sutton (267.2) | Sutton (161) | Sutton (82) |
| 1977 | Hough (70) | Sutton (33) | John (11) | Sutton (240.1) | Hooton (153) | Hough (70) |
| 1978 | Hough (55) | Sutton (34) | Sutton (12) | Sutton (238.1) | Sutton (154) | Rau (68) |
| 1979 | Hough (42) | Sutton (32) | Hooton (12) | Sutcliffe (242) | Sutcliffe (146) | Sutcliffe (97) |
| 1980 | Castillo (61) | Hooton (33) | Reuss (10) | Reuss (229) | Welch (41)* | Welch (79) |
| 1981 | Howe (61) | Valenzuela (25) | Valenzuela (11)* | Valenzuela (192)* | Valenzuela (180)* | Valenzuela (61) |
| 1982 | Howe (66) | Valenzuela, Reuss (37) | Valenzuela (18) | Valenzuela (285) | Valenzuela (199) | Valenzuela (83) |
| 1983 | Niedenfuhr (66) | Valenzuela (35) | Valenzuela (9) | Valenzuela (257) | Valenzuela (189) | Valenzuela (99) |
| 1984 | Zachry (58) | Valenzuela (34) | Valenzuela (12) | Valenzuela (261) | Valenzuela (240) | Valenzuela (106) |
| 1985 | Niedenfuhr (64) | Valenzuela (35) | Valenzuela (14) | Valenzuela (272.1) | Valenzuela (208) | Valenzuela (101) |
| 1986 | Howell (62) | Hershiser (35) | Valenzuela (20)* | Valenzuela (269.1) | Valenzuela (242) | Hershiser (86) |
| 1987 | Holton (53) | Hershiser, Welch (35) | Valenzuela (12) | Hershiser (264.2) | Welch (196) | Valenzuela (124) |
| 1988 | Peña (60) | Hershiser, Leary (34) | Hershiser (15) | Hershiser (267)* | Leary (180) | Hershiser (73) |
| 1989 | Howell (56) | Hershiser (33) | Belcher (10) | Hershiser (256.2) | Belcher (200) | Valenzuela (98) |
| 1990 | Crews (66) | R. Martinez, Morgan, Valenzuela (33) | R. Martinez (12)* | R. Martinez (234.1) | R. Martinez (223) | Valenzuela (77) |
| 1991 | Crews (60) | Belcher, R. Martinez, Morgan (33) | R. Martinez (6) | Morgan (236.1) | Belcher (156) | Belcher (75) |
| 1992 | Gott (68) | Hershiser (33) | Candiotti (6) | Hershiser (210.2) | Gross (158) | Ojeda (81) |
| 1993 | P. Martinez (65) | Hershiser (35) | Hershiser (5) | Hershiser (215.2) | Gross (150) | R. Martinez (104) |
| 1994 | Worrell (38) | R. Martinez (24) | Candiotti (5) | R. Martinez (170.0) | Gross (124) | R. Martinez (56) |
| 1995 | Worrell (59) | Candiotti, R. Martinez (30) | Valdes (6) | R. Martinez (206.1) | Nomo (236) | R. Martinez (81) |
| 1996 | Osuna (73) | Nomo, Valdes (33) | Nomo (3) | Nomo (228.1) | Nomo (234) | R. Martinez (86) |
| 1997 | Radinsky (75) | Nomo (33) | Park (2) | Nomo (207.1) | Nomo (230) | Nomo (92) |
| 1998 | Radinsky (62) | Park (34) | Perez (4) | Park (220.2) | Park (191) | Park (97) |
| 1999 | Borbon (70) | Brown (35) | Brown (5) | Brown (252.1) | Park (221) | Park (100) |
| 2000 | Adams (66) | Park (34) | Brown (5) | Brown (230.0) | Park (217) | Park (124) |
| 2001 | Quantill (77) | Park (35) | Park (2) | Park (234.0) | Park (218) | Park (91) |
| 2002 | Quantill (66) | Nomo (34) | Perez (4) | Perez (222.1) | Nomo (193) | Ishii (106) |
| 2003 | Quantill (89)* | Nomo (33) | Nomo (2) | Nomo (218.1) | Brown (185) | Ishii (101) |
| 2004 | Gagne (70) | Weaver (34) | Ishii (2) | Weaver (220.0) | Weaver (153) | Ishii (95) |
| 2005 | Sanchez (79) | Lowe (35) | Weaver (3) | Weaver (224.0) | Weaver (157) | Lowie (55) |
| 2006 | Saito (72) | Lowie (34) | Lowie (1) | Lowie (218.0) | Penny (148) | Billingsley (58) |
| 2007 | Beimel, Broxton (83) | Penny (33) | Lowie (3) | Penny (208.0) | Lowie (147) | Penny (73) |
| 2008 | Beimel (71) | Lowie (34) | Kuldrup (2) | Lowie (211.0) | Billingsley (201) | Billingsley (80) |
| 2009 | Broxton, Francisco (73) | Wolf (34) | Stults (1) | Wolf (211.1) | Kershaw (185) | Kershaw (81) |
| 2010 | Sherrill (65) | Kershaw (32) | 4 tied with 1 | Kershaw (204.1) | Kershaw (212) | Kershaw (81) |
| 2011 | Guerrier (70) | Kershaw, Lilly (33) | Kershaw (5) | Kershaw (233.1) | Kershaw (248) | Billingsley (84) |
| 2012 | Belisario (68) | Capuano/Kershaw (33) | Kershaw (2) | Kershaw (227.2) | Kershaw (229) | Harang (85) |
| 2013 | Belisario (77) | Kershaw (33) | Kershaw (5) | Kershaw (236.0) | Kershaw (232) | Kershaw (52) |
| 2014 | Howell/Janssen (68) | Greinke/Haren (32) | Greinke (6) | Greinke (202.1) | Kershaw (239) | Greinke (43) |
| 2015 | Howell (65) | Kershaw (33) | Kershaw (4) | Kershaw (232.2) | Kershaw (201) | Anderson (46) |
| 2016 | Blanton (75) | Maeda (32) | Kershaw (3) | Maeda (175.2) | Maeda (57) | Kazmir (52) |
| 2017 | Baez (66) | Kershaw (27) | Hill/Kershaw (1) | Kershaw (175.0) | Kershaw (202) | Hill (49) |
| 2018 | Alexander (73) | Wood (27) | None | Kershaw (161.1) | Kershaw (155) | Maeda (43) |
| 2019 | Baez (71) | Buehler (30) | Buehler (2) | Ryu 9182.2) | Buehler (215) | Maeda (51) |

L.A. Record **Marshall (106)** **Drysdale 42 (Twice)** **Koufax 27 (Twice)** **Koufax (335.2)** **Koufax (382)** **Valenzuela/Park (124)**
League Leader** *Major League Record** **†Tied for League Lead** **‡All-Time Dodger Record**

H I S T O R Y A N D R E C O R D S

Los Angeles Pitching Leaders 1958-2019

| Year | Shutouts | Saves | Wins | Losses | Winning Pct. (15 Or More Dec.) | ERA (90+ IP) |
|----------------|--|------------------|--------------------------|-------------------------------|-----------------------------------|----------------------|
| 1958 | Podres, Williams (2) | Labine (14) | Podres (13) | Podres (15) | Williams (.563) | Podres (3.73) |
| 1959 | Craig, Drysdale (4) | Labine (8) | Drysdale (17) | Drysdale (13) | Craig (.688) | Drysdale (3.45) |
| 1960 | Drysdale (5) | Roebuck (8) | Drysdale (15) | Drysdale (14) | Sherry, Williams (.583) | Drysdale (2.84) |
| 1961 | Drysdale (3) | L. Sherry (15) | Koufax, Podres (18) | Koufax (13) | Podres (.783)* | Koufax (3.52) |
| 1962 | Drysdale, Koufax (2) | Perranoski (19) | Drysdale (25)* | Podres (13) | Drysdale (.735) | Koufax (2.54)* |
| 1963 | Koufax (11)* | Perranoski (21) | Koufax (25) | Drysdale (17) | Perranoski (.842)* | Koufax (1.88)* |
| 1964 | Koufax (7)* | Perranoski (10) | Koufax (19) | Drysdale (16) | Koufax (.792)* | Koufax (1.74)* |
| 1965 | Koufax (8) | Perranoski (11) | Koufax (26)* | Osteen (15) | Koufax (.765)* | Koufax (2.04)* |
| 1966 | Koufax (5) | Regan (21)* | Koufax (27)* | Drysdale (16) | Regan (.933)* | Koufax (1.73)* |
| 1967 | Osteen (5) | Perranoski (12) | Osteen (17) | Osteen (17) | Singer (.670) | Perranoski (2.45) |
| 1968 | Drysdale (8) | Brewer (14) | Drysdale (14) | Osteen (18) | Drysdale (.538) | Drysdale (2.15) |
| 1969 | Osteen (7) | Brewer (20) | Singer, Osteen (20) | Sutton (18) | Singer (.625) | Singer (2.34) |
| 1970 | Osteen, Sutton (4) | Brewer (24) | Osteen (16) | Osteen (14) | Sutton (.536) | Brewer, Vance (3.13) |
| 1971 | Downing (5) | Brewer (22) | Downing (20) | Singer (17) | Downing (.690) | Brewer (1.89) |
| 1972 | Sutton (9)* | Brewer (17) | Osteen (20) | Singer (16) | John (.688) | Sutton (2.08) |
| 1973 | Messersmith, Osteen, Sutton (3) | Brewer (20) | Sutton (18) | Osteen (11) | John (.696)* | Sutton (2.42) |
| 1974 | Sutton (5) | Marshall (21) | Messersmith (20) | Marshall (12) | John (.813)* | Marshall (2.42) |
| 1975 | Messersmith (7)* | Marshall (13) | Messersmith (19) | Marshall, Messersmith (14) | Hooton (.720) | Messersmith (2.29) |
| 1976 | Hooton, Sutton (4) | Hough (18) | Sutton (21) | Hooton (15) | Rhoden (.800)* | Hough (2.20) |
| 1977 | John, Sutton (3) | Hough (22) | John (20) | Hough (12) | John (.741) | Hooton (2.62) |
| 1978 | Hooton, Rhoden, Welch (3) | Forster (22) | Hooton (19) | Sutton (11) | Hooton (.655) | Welch (2.03) |
| 1979 | Hooton, Rau, Reuss, Sutcliffe, Sutton (1) | Castillo (7) | Sutcliffe (17) | Sutton (15) | Sutcliffe (.630) | Hooton (2.97) |
| 1980 | Reuss (6)* | Howe (17) | Reuss (18) | Goltz (11) | Reuss (.750) | Sutton (2.21)* |
| 1981 | Valenzuela (8)* | Howe (8) | Valenzuela (13) | Goltz, Valenzuela (7) | Reuss (.714) | Hooton (2.28) |
| 1982 | Reuss, Valenzuela (4) | Howe (13) | Valenzuela (19) | Valenzuela (13) | Reuss (.621) | Howe (2.08) |
| 1983 | Valenzuela (4) | Howe (18) | Valenzuela, Welch (15) | Welch (12) | Valenzuela (.600) | Welch (2.65) |
| 1984 | Peña, Hershiser (4) | Niedenfuer (11) | Welch (13) | Valenzuela (17) | Peña (.667) | Peña (2.48)* |
| 1985 | Hershiser, Valenzuela (5) | Niedenfuer (19) | Hershiser (19) | Honeycutt (12) | Hershiser (.864) | Hershiser (2.03) |
| 1986 | Valenzuela, Welch (3) | Howell (12) | Valenzuela (21)* | Hershiser (14) | Valenzuela (.656) | Valenzuela (3.14) |
| 1987 | Welch (4) | Peña, Young (11) | Hershiser (16) | Hershiser (16) | Welch (.625) | Welch (3.06) |
| 1988 | Hershiser (8)* | J. Howell (21) | Hershiser (23) | Leary (11) | Hershiser (.742) | Peña (1.91) |
| 1989 | Belcher (8)* | J. Howell (28) | Belcher, Hershiser (15) | Hershiser (15) | Hershiser (.555) | Hershiser (2.31) |
| 1990 | Morgan (4) | J. Howell (16) | R. Martinez (20) | Morgan (15) | R. Martinez (.769) | Crews (2.77) |
| 1991 | R. Martinez (4) | J. Howell (16) | R. Martinez (17) | R. Martinez (13) | Morgan (.583) | Belcher (2.62) |
| 1992 | Astacio (4) | Mcdowell (14) | Candiotti (11) | Candiotti, Hershiser (15) | Candiotti (.423) | Candiotti (3.00) |
| 1993 | R. Martinez (3) | Gott (25) | Astacio (14) | Hershiser (14) | P. Martinez (.667) | P. Martinez (2.61) |
| 1994 | R. Martinez (3) | Worrell (11) | R. Martinez (12) | Astacio (8) | R. Martinez (.631) | Gross (3.60) |
| 1995 | Nomo (3) | Worrell (32) | R. Martinez (17) | Candiotti (14) | R. Martinez (.708) | Nomo (2.54) |
| 1996 | R. Martinez, Nomo (2) | Worrell (44) | Nomo (16) | Candiotti, Nomo (11) | R. Martinez (.714) | Nomo (3.19) |
| 1997 | Astacio (1) | Worrell (35) | Nomo, Park (14) | Nomo (12) | R. Martinez (.667) | Valdes (2.65) |
| 1998 | Perez, Valdes (2) | Shaw (25) | Park (15) | Dreifort (12) | Park (.625) | R. Martinez (2.83) |
| 1999 | Brown, Dreifort, Valdes (1) | Shaw (34) | Brown (18) | Dreifort (13) | Brown (.667) | Brown (3.00) |
| 2000 | Brown, Park, Dreifort (1) | Shaw (27) | Park (18) | Park (10) | Brown (.684) | Brown (2.58)* |
| 2001 | Park (1) | Shaw (43) | Park (15) | Park (11) | Adams (.600) | Brown (2.65) |
| 2002 | Perez (2) | Gagné (52) | Perez (15) | Ashby (13) | Nomo (.727) | Perez (3.00) |
| 2003 | Nomo (2) | Gagné (55) | Nomo (16) | Nomo (13) | Brown (.607) | Mota (1.97) |
| 2004 | Ishii (2) | Gagné (45) | Ishii, Lima, Weaver (13) | Weaver (13) | Lima (.722) | Perez (3.25) |
| 2005 | Lowe/Weaver (2) | Brazoban (21) | Weaver (14) | Lowe (15) | Carrara (.636) | Lowe (3.61) |
| 2006 | None | Saito (24) | Lowe/Penny (16) | Penny (9) | Lowe (.667) | Lowe (3.63) |
| 2007 | None | Saito (39) | Penny (16) | Lowe (14) | Penny (.800) | Penny (3.03) |
| 2008 | Kuroda (2) | Saito (18) | Billingsley (16) | Lowe (11) | Billingsley (.615) | Billingsley (3.14) |
| 2009 | Stults (1) | Broxton (36) | Billingsley (12) | Billingsley (11) | Wolf (.611) | Kershaw (2.79) |
| 2010 | 4 Tied With 1 | Broxton (22) | Kershaw (13) | Kuroda (13) | Kershaw (.565) | Kershaw (2.91) |
| 2011 | Kershaw (2) | Guerra (21) | Kershaw (21) | Kuroda (16) | Kershaw (.808) | Kershaw (2.28) |
| 2012 | Kershaw (2) | Jansen (25) | Kershaw (14) | Capuano (12) | Kershaw (.609) | Kershaw (2.53) |
| 2013 | Kershaw (2) | Jansen (28) | Kershaw (16) | Kershaw (9) | Greinke (.789) | Kershaw (1.83) |
| 2014 | Kershaw (2) | Jansen (44) | Kershaw (21) | Haren (11) | Kershaw (.875) | Kershaw (1.77) |
| 2015 | Kershaw (3) | Jansen (36) | Greinke (19) | Anderson (9) | Greinke (.864) | Greinke (1.66) |
| 2016 | Kershaw (3) | Jansen (47) | Maeda (16) | Maeda (11) | Kershaw (.750) | Kershaw (1.69) |
| 2017 | None | Jansen (41) | Kershaw (18) | Ryu (9) | Wood (.842) | Kershaw (2.31) |
| 2018 | None | Jansen (38) | Hill (11) | Maeda (10) | Hill (.688) | Buehler (2.62) |
| 2019 | Ryu (1) | Jansen (33) | Kershaw (16) | Maeda (8) | Buehler (.778)* | Ryu (2.32)* |
| L.A. Record | Koufax (11) | Gagné (55) | Koufax (27) | Osteen, Sutton (18) | Regan (.933) | Greinke (1.66) |

Los Angeles Career Game Leaders By Position

First Base

| | |
|--------------------|------|
| 1. Eric Karros | 1579 |
| 2. Steve Garvey | 1470 |
| 3. Wes Parker | 1108 |
| 4. James Loney | 860 |
| 5. Adrián González | 704 |

Third Base:

| | |
|-------------------------|------------|
| 1. Ron Cey | 1468 |
| 2. Adrian Beltre | 957 |
| 3. Jim Gilliam | 761 |
| 4. Justin Turner | 644 |
| 5. Jeff Hamilton | 390 |

Catcher:

| | |
|-------------------|------|
| 1. Mike Scioscia | 1395 |
| 2. John Roseboro | 1218 |
| 3. Steve Yeager | 1181 |
| 4. Russell Martin | 701 |
| 5. Mike Piazza | 700 |

Pitcher:

| | |
|-------------------------|------------|
| 1. Kenley Jansen | 573 |
| 2. Don Sutton | 550 |
| 3. Jim Brewer | 474 |
| 4. Don Drysdale | 459 |
| 5. Ron Perranoski | 457 |

Second Base:

| | |
|-----------------|------|
| 1. Davey Lopes | 1150 |
| 2. Steve Sax | 1070 |
| 3. Jim Lefebvre | 613 |
| 4. Charlie Neal | 523 |
| 5. Jeff Kent | 497 |

Shortstop:

| | |
|------------------|------|
| 1. Bill Russell | 1746 |
| 2. Maury Wills | 1497 |
| 3. Rafael Furcal | 608 |
| 4. Jose Offerman | 571 |
| 5. Cesar Izturis | 553 |

Outfield:

| | |
|-----------------|------|
| 1. Willie Davis | 1906 |
| 2. Andre Ethier | 1322 |
| 3. Matt Kemp | 1201 |
| 4. Dusty Baker | 1092 |
| 5. Raul Mondesi | 899 |

H I S T O R Y A N D R E C O R D S

Los Angeles Team Home Run Totals

| Year | Dodgers | | | Opponents | | | Dodgers | | | Opponents | | | |
|------|---------|------|--------|-----------|------|--------|---------------|-------------|-------------|-------------|-------------|-------------|-------------|
| | At LA | Away | Totals | At LA | Home | Totals | Year | At LA | Away | Totals | At LA | Home | Totals |
| 1958 | 92 | 80 | 172 | 101 | 72 | 173 | 1989 | 37 | 52 | 89 | 46 | 49 | 95 |
| 1959 | 82 | 66 | 148 | 90 | 67 | 157 | 1990 | 54 | 75 | 129 | 73 | 64 | 137 |
| 1960 | 89 | 37 | 126 | 97 | 57 | 154 | 1991 | 57 | 51 | 108 | 46 | 50 | 96 |
| 1961 | 83 | 74 | 157 | 109 | 58 | 167 | 1992 | 26 | 46 | 72 | 33 | 49 | 82 |
| 1962 | 47 | 93 | 140 | 39 | 76 | 115 | 1993 | 66 | 64 | 130 | 48 | 55 | 103 |
| 1963 | 42 | 68 | 110 | 43 | 68 | 111 | 1994 | 47 | 68 | 115 | 49 | 41 | 90 |
| 1964 | 26 | 53 | 79 | 38 | 50 | 88 | 1995 | 62 | 78 | 140 | 48 | 77 | 125 |
| 1965 | 26 | 52 | 78 | 41 | 86 | 127 | 1996 | 62 | 88 | 150 | 49 | 76 | 125 |
| 1966 | 43 | 65 | 108 | 36 | 48 | 84 | 1997 | 85 | 89 | 174 | 76 | 87 | 163 |
| 1967 | 36 | 46 | 82 | 35 | 58 | 93 | 1998 | 78 | 81 | 159 | 65 | 70 | 135 |
| 1968 | 25 | 42 | 67 | 24 | 41 | 65 | 1999 | 92 | 95 | 187 | 102 | 90 | 192 |
| 1969 | 40 | 57 | 97 | 55 | 67 | 122 | 2000 | 108 | 103 | 211 | 85 | 91 | 176 |
| 1970 | 34 | 53 | 87 | 82 | 82 | 164 | 2001 | 94 | 112 | 206 | 95 | 89 | 184 |
| 1971 | 43 | 52 | 95 | 56 | 54 | 110 | 2002 | 73 | 82 | 155 | 86 | 79 | 165 |
| 1972 | 46 | 52 | 98 | 37 | 46 | 83 | 2003 | 68 | 56 | 124 | 72 | 55 | 127 |
| 1973 | 63 | 47 | 110 | 62 | 67 | 129 | 2004 | 100 | 103 | 203 | 87 | 86 | 173 |
| 1974 | 68 | 71 | 139 | 51 | 61 | 112 | 2005 | 80 | 69 | 149 | 90 | 92 | 182 |
| 1975 | 64 | 54 | 118 | 52 | 52 | 104 | 2006 | 88 | 65 | 153 | 78 | 74 | 152 |
| 1976 | 42 | 49 | 91 | 48 | 49 | 97 | 2007 | 69 | 60 | 129 | 72 | 74 | 146 |
| 1977 | 96 | 95 | 191 | 65 | 54 | 119 | 2008 | 71 | 66 | 137 | 49 | 74 | 123 |
| 1978 | 78 | 71 | 149 | 59 | 48 | 107 | 2009 | 70 | 75 | 145 | 57 | 70 | 127 |
| 1979 | 106 | 77 | 183 | 55 | 46 | 101 | 2010 | 61 | 59 | 120 | 67 | 67 | 134 |
| 1980 | 82 | 66 | 148 | 58 | 47 | 105 | 2011 | 53 | 64 | 117 | 67 | 65 | 132 |
| 1981 | 38 | 44 | 82 | 33 | 21 | 54 | 2012 | 59 | 57 | 116 | 67 | 55 | 122 |
| 1982 | 57 | 81 | 138 | 35 | 46 | 81 | 2013 | 65 | 73 | 138 | 65 | 62 | 125 |
| 1983 | 74 | 72 | 146 | 49 | 48 | 97 | 2014 | 71 | 63 | 134 | 81 | 61 | 142 |
| 1984 | 49 | 53 | 102 | 40 | 36 | 76 | 2015 | 97 | 90 | 187 | 69 | 76 | 145 |
| 1985 | 47 | 82 | 129 | 54 | 48 | 102 | 2016 | 101 | 88 | 189 | 68 | 97 | 165 |
| 1986 | 57 | 73 | 130 | 46 | 69 | 115 | 2017 | 115 | 106 | 221 | 88 | 96 | 184 |
| 1987 | 52 | 73 | 125 | 56 | 74 | 130 | 2018 | 119 | 116 | 235 | 95 | 84 | 179 |
| 1988 | 49 | 50 | 99 | 38 | 46 | 84 | 2019 | 143 | 136 | 279 | 103 | 82 | 185 |
| | | | | | | | Totals | 4035 | 4157 | 8292 | 3726 | 3859 | 7585 |

Dodger Career Home Run Leaders By Position

| Pitcher | Catcher | First Base | Second Base | Third Base |
|------------------------|--------------------|------------------------|--------------------|--------------------------|
| Don Drysdale 28 | Roy Campanella 239 | Gil Hodges 326 | Davey Lopes 98 | Ron Cey 228 |
| Don Newcombe 11 | Mike Piazza 176 | Eric Karros 269 | Jackie Robinson 80 | Adrian Beltre 145 |
| Fernando Valenzuela 8 | Steve Yeager 92 | Steve Garvey 195 | Jeff Kent 73 | Justin Turner 103 |
| Claude Osteen 6 | John Roseboro 89 | Dolph Camilli 139 | Charlie Neal 59 | Pedro Guerrero 49 |
| Dazy Vance 6 | Yasmani Grandal 89 | Adrián González 101 | Jim Lefebvre 53 | Casey Blake 48 |
| Darren Dreifort 6 | Mike Scioscia 68 | Jack Fournier 82 | Jim Gilliam 38 | Tim Wallach 47 |
| Shortstop | Left Field | Center Field | Right Field | |
| Pee Wee Reese 122 | Dusty Baker 139 | Duke Snider 355 | Carl Furillo 175 | |
| Corey Seager 72 | Zack Wheat 130 | Willie Davis 154 | Shawn Green 140 | |
| Glenn Wright 44 | Gary Sheffield 113 | Matt Kemp 137 | Raul Mondesi 129 | |
| Rafael Furcal 43 | Tommy Davis 49 | Joc Pederson 70 | Andre Ethier 128 | |
| Hanley Ramirez 41 | Kal Daniels 48 | Johnny Frederick 67 | Frank Howard 106 | |
| Bill Russell 39 | Pedro Guerrero 48 | Jimmy Wynn 50 | Mike Marshall 101 | |
| | | | Yasiel Puig 101 | |

Dodger Single-Season Home Run Leaders By Position

| Pitcher | HR | Year | Catcher | HR | Year | First Base | HR | Year |
|-----------------|--------------|-------------|----------------|----|------|-----------------------|-----------|-------------|
| Don Drysdale | 7 | 1958 | Roy Campanella | 40 | 1953 | Gil Hodges | 42 | 1954 |
| Don Drysdale | 7 | 1965 | Mike Piazza | 40 | 1997 | Gil Hodges | 40 | 1951 |
| Don Newcombe | 7 | 1955 | Mike Piazza | 36 | 1996 | Cody Bellinger | 39 | 2017 |
| Don Drysdale | 5 | 1961 | Mike Piazza | 35 | 1993 | Dolph Camilli | 34 | 1941 |
| Don Drysdale | 4 | 1959 | Roy Campanella | 32 | 1951 | Eric Karros | 34 | 1996 |
| Eight Players | 3 | | Roy Campanella | 32 | 1955 | Eric Karros | 34 | 1999 |
| Second Base | Third Base | Shortstop | | | | | | |
| Jeff Kent | 29 | 2005 | Adrian Beltre | 48 | 2004 | Corey Seager | 26 | 2016 |
| Davey Lopes | 28 | 1979 | Pedro Guerrero | 32 | 1983 | Corey Seager | 22 | 2017 |
| Charlie Neal | 20 | 1958 | Todd Zeile | 31 | 1997 | Glenn Wright | 22 | 1930 |
| Jeff Kent | 20 | 2007 | Ron Cey | 30 | 1977 | Hanley Ramirez | 19 | 2013 |
| Jackie Robinson | 19 | 1951, '52 | Ron Cey | 28 | 1979 | Corey Seager | 19 | 2019 |
| Charlie Neal | 19 | 1959 | Ron Cey | 28 | 1980 | Don Zimmer | 17 | 1958 |
| Left Field | Center Field | Right Field | | | | | | |
| Gary Sheffield | 43 | 2000 | Duke Snider | 42 | 1955 | Shawn Green | 49 | 2001 |
| Gary Sheffield | 36 | 2001 | Duke Snider | 42 | 1956 | Shawn Green | 42 | 2002 |
| Gary Sheffield | 34 | 1999 | Duke Snider | 41 | 1953 | Babe Herman | 35 | 1930 |
| Dusty Baker | 30 | 1977 | Duke Snider | 40 | 1954 | Cody Bellinger | 35 | 2019 |
| Dusty Baker | 29 | 1980 | Duke Snider | 40 | 1955 | Raul Mondesi | 33 | 1990 |
| Kal Daniels | 27 | 1990 | Matt Kemp | 39 | 2011 | Reggie Smith | 32 | 1977 |

Brooklyn/Los Angeles Home Run Records

Most Home Runs, Team, Game

| | |
|---|-------------------------|
| 8 | May 23, 2002 At MIL |
| 8 | March 28, 2019 vs. ARI |
| 7 | May 5, 1976 At CHC (NL) |
| 7 | May 25, 1979 Vs. CIN |
| 7 | June 29, 1996 At COL |
| 7 | Sept. 18, 2006 Vs. SD |
| 7 | Aug. 22, 2016 At CIN |
| 7 | June 24, 2018 At NYM |
| 7 | Aug. 2, 2018 Vs. MIL |
| 7 | Sept. 2, 2019 vs. COL |

Most Home Runs, Team, Season

| | |
|-----|------|
| 279 | 2019 |
| 235 | 2018 |
| 221 | 2017 |
| 211 | 2000 |

Most Homers, Team, Home, Season

| | |
|-----|------|
| 143 | 2019 |
| 119 | 1955 |
| 119 | 2018 |
| 115 | 2017 |

Most Homers, Team, Road, Season

| | |
|-----|------|
| 136 | 2019 |
| 116 | 2018 |
| 112 | 2001 |
| 106 | 2017 |

Most Leadoff Homers, Team, Season

| | |
|----|------|
| 12 | 2018 |
| 12 | 2019 |
| 7 | 1951 |
| 7 | 1979 |
| 7 | 2000 |
| 7 | 2001 |
| 7 | 2015 |

Most Extra-Inning Homers, Season

| | |
|---|------|
| 7 | 1957 |
| 7 | 1979 |
| 7 | 2013 |
| 6 | 2014 |
| 6 | 1973 |
| 6 | 1980 |

Most Grand Slams, Team, Season

| | |
|----|------|
| 10 | 2004 |
| 9 | 2000 |
| 8 | 2017 |
| 8 | 1952 |

Most Pinch-Hit Homers, Season

| | |
|----|------|
| 13 | 2019 |
| 12 | 2000 |
| 9 | 2004 |
| 9 | 2018 |
| 8 | 1983 |
| 8 | 1992 |
| 8 | 2015 |
| 8 | 2017 |

Most Home Runs At Home, Season

| | |
|-----------|-----------------------------|
| 27 | Cody Bellinger, 2019 |
| 25 | Gil Hodges, 1954 |
| 25 | Duke Snider, 1956 |
| 23 | Gary Sheffield, 2000 |
| 23 | Duke Snider, 1953 |
| 23 | Duke Snider, 1954 |
| 23 | Duke Snider, 1955 |
| 23 | Duke Snider, 1957 |
| 23 | Adrian Beltre, 2004 |

Most Homers On The Road, Season

| | |
|----|---------------------|
| 30 | Shawn Green, 2001 |
| 25 | Adrian Beltre, 2004 |
| 24 | Gil Hodges, 1951 |
| 24 | Shawn Green, 2002 |
| 23 | Mike Piazza, 1995 |

Most Home Runs In A Month

| | |
|-----------|----------------------------------|
| 15 | Pedro Guerrero, June 1985 |
| 15 | Duke Snider, August 1953 |
| 13 | Adrian Beltre, August 2004 |
| 13 | Cody Bellinger, June 2017 |

Most Grand Slams In Season

| | |
|----------|---------------------------|
| 3 | Kal Daniels, 1990 |
| 3 | Matt Kemp, 2009 |
| 3 | Mike Piazza, 1998 |
| 3 | Adrian Beltre, 2004 |
| 3 | Chris Taylor, 2017 |

Most Pinch-Hit Homers, Career

| | |
|----|------------------|
| 13 | Dave Hansen |
| 8 | Johnny Frederick |
| 8 | Lee Lacy |
| 8 | Olmedo Saenz |

Most Pinch-Hit Homers, Season

| | |
|---|------------------------|
| 7 | Dave Hansen, 2000 |
| 6 | Johnny Frederick, 1932 |
| 6 | Lee Lacy, 1978 |

Most Leadoff Home Runs, Career

| | |
|-----------|---------------------|
| 28 | Davey Lopes |
| 20 | Joc Pederson |
| 14 | Rafael Furcal |
| 10 | Johnny Frederick |
| 9 | Jim Gilliam |

Most Leadoff Home Runs, Season

| | |
|----------|---------------------------|
| 9 | Joc Pederson, 2019 |
| 8 | Joc Pederson, 2018 |
| 7 | Davey Lopes, 1979 |
| 6 | Davey Lopes, 1980 |
| 6 | Todd Hollandsworth, 2000 |
| 6 | Rafael Furcal, 2006 |

Most Walk-Off Home Runs, Career (Los Angeles Only)

| | |
|---|----------------|
| 7 | Andre Ethier |
| 6 | Matt Kemp |
| 5 | Davey Lopes |
| 5 | Joe Ferguson |
| 5 | Ron Cey |
| 5 | Dusty Baker |
| 4 | Pedro Guerrero |
| 4 | Tommy Davis |

Most Walk-Off Home Runs, Season (Los Angeles Only)

| | |
|----------|-------------------------|
| 4 | Andre Ethier, 2009 |
| 3 | Joe Ferguson, 1980 |
| 3 | Matt Kemp, 2011 |
| 2 | Tommy Davis, 1961 |
| 2 | Frank Howard, 1963 |
| 2 | Jimmy Wynn, 1974 |
| 2 | Ron Cey, 1976 |
| 2 | Davey Lopes, 1979 |
| 2 | Pedro Guerrero, 1982 |
| 2 | Darryl Strawberry, 1992 |
| 2 | Mike Piazza, 1996 |
| 2 | Kevin Elster, 2000 |
| 2 | Adrian Beltre, 2004 |
| 2 | Nomar Garciaparra, 2006 |
| 2 | Matt Kemp, 2012 |
| 2 | Trayce Thompson, 2016 |
| 2 | Will Smith, 2019 |

Most Homers As A DH, Season

| | |
|---|---|
| 1 | Luis Gonzalez; Matt Kemp (3X); Mike Kinkade; Chad Kreuter; Manny Ramirez; Olmedo Saenz; Bobby Abreu; Ramon Hernandez Hanley Ramirez, Justin Turner |
|---|---|

Dodger Stadium Home Run Leaders By Season

| | | | | | |
|------|---------------------------------|------|----------------------------------|------|-------------------------------|
| 2019 | Cody Bellinger, 27 | 2000 | Gary Sheffield, 23 | 1981 | Ron Cey, 9 |
| 2018 | Max Muncy, 20 | 1999 | Raul Mondesi, 18 | 1980 | Steve Garvey And Ron Cey, 16 |
| 2017 | Cody Bellinger, 19 | 1998 | Raul Mondesi, 13 | 1979 | Steve Garvey, 20 |
| 2016 | Yasmani Grandal, 20 | 1997 | Mike Piazza, 22 | 1978 | Steve Garvey, 18 |
| 2015 | Adrián González, 17 | 1996 | Eric Karros, 16 | 1977 | Dusty Baker, 18 |
| 2014 | Matt Kemp, 17 | 1995 | Eric Karros, 19 | 1976 | Ron Cey, 12 |
| 2013 | Adrián González, 11 | 1994 | Mike Piazza, 13 | 1975 | Ron Cey, 18 |
| 2012 | Andre Ethier, 14 | 1993 | Mike Piazza, 21 | 1974 | Jimmy Wynn, 18 |
| 2011 | Matt Kemp, 19 | 1992 | Eric Karros, 6 | 1973 | Joe Ferguson, 13 |
| 2010 | Matt Kemp, 15 | 1991 | Darryl Strawberry, 14 | 1972 | Frank Robinson, 12 |
| 2009 | Andre Ethier, 22 | 1990 | Kal Daniels And Eddie Murray, 12 | 1971 | Dick Allen, 11 |
| 2008 | Matt Kemp, 14 | 1989 | Jeff Hamilton, 8 | 1970 | Bill Grabarkewitz, 8 |
| 2007 | Matt Kemp And Jeff Kent, 9 | 1988 | Kirk Gibson, 14 | 1969 | Andy Kosco, 10 |
| 2006 | J.d. Drew And Rafael Furcal, 12 | 1987 | Pedro Guerrero, 12 | 1968 | Willie Davis And Ken Boyer, 4 |
| 2005 | Jeff Kent, 15 | 1986 | Mike Marshall, 13 | 1967 | Al Ferrara, 9 |
| 2004 | Adrian Beltre, 23 | 1985 | Mike Marshall, 15 | 1966 | Jim Lefebvre, 11 |
| 2003 | Adrian Beltre, 13 | 1984 | Mike Marshall, 11 | 1965 | Lou Johnson, 6 |
| 2002 | Shawn Green, 18 | 1983 | Greg Brock, 14 | 1964 | Frank Howard, 11 |
| 2001 | Shawn Green, 19 | 1982 | Pedro Guerrero, 15 | 1963 | Frank Howard, 13 |
| | | | | 1962 | Tommy Davis, 14 |

Dodgers To Homer From Both Sides Of The Plate In A Game

| Player | First Pitcher (Inning) | Second Pitcher (Inning) | Date And Opponent |
|-----------------|------------------------|-------------------------|---------------------------------|
| Jim Russell | Harry Brecheen (1) | Red Munger (5) | July 26, 1950 vs. St. Louis |
| Maury Wills | Bob Moorhead (5) | Vinegar Bend Mizell (9) | May 30, 1962 At New York (NY) |
| Jim Lefebvre | Sammy Ellis (1) | Gerry Arrigo (4) | May 7, 1966 At Cincinnati |
| Wes Parker | Gordie Richardson (7) | Jack Hamilton (9) | June 5, 1966 At New York (NY) |
| Eddie Murray | Eric Gunderson (3) | Randy O'neal (7) | April 18, 1990 At San Francisco |
| Eddie Murray | Bruce Hurst (2) | Eric Show (11) | June 9, 1990 At San Diego |
| Milton Bradley | Chris Capuano (3) | Ricky Bottalico (9) | April 18, 2005 At Milwaukee |
| Milton Bradley | Horacio Ramirez (4) | Chris Reitsma (9) | May 13, 2005 vs. Atlanta |
| Jose Cruz Jr. | Jason Schmidt (1) | Scott Eyre (8) | Sept. 7, 2005 vs. San Francisco |
| Orlando Hudson | Chris Smith (6) | Mitch Stetter (8) | July 12, 2009 At Milwaukee |
| Yasmani Grandal | Tyler Chatwood (2) | Boone Logan (7, Gs) | Sept. 22, 2016 vs. Colorado |
| Yasmani Grandal | Jhoulys Chacin (3) | Jose M. Torres (8) | April 3, 2017 vs. San Diego |
| Yasmani Grandal | Aaron Nola (4) | Adam Morgan (6) | July 24, 2018 At Philadelphia |

Dodgers With Three Or Four Homers In A Game

| | | | |
|------------------|----------------------------------|------------------------|--|
| 4 Gil Hodges | Aug. 31, 1950 Vs. Boston | 3 Kevin Elster | April 11, 2000 At San Francisco |
| 4 Shawn Green | May, 23, 2002 At Milwaukee | 3 Shawn Green | Aug. 15, 2001 Vs. Montreal |
| 3 Jack Fournier | July 13, 1926 At St. Louis | 3 Hee-Seop Choi | June 12, 2005 Vs. Minnesota |
| 3 Gene Hermanski | Aug. 5, 1948 Vs. Chicago (NI) | 3 Andre Ethier | June 26, 2009 Vs. Seattle |
| 3 Duke Snider | May 30, 1950 Vs. Philadelphia | 3 Juan Uribe | Sept. 9, 2013 Vs. Arizona |
| 3 Roy Campanella | Aug. 26, 1950 At Cincinnati | 3 Adrián González | April 8, 2015 Vs. San Diego |
| 3 Tommy Brown | Sept. 18, 1950 Vs. Chicago (NI) | 3 Corey Seager | June 3, 2016 Vs. Atlanta |
| 3 Duke Snider | June 1, 1955 Vs. Milwaukee | 3 Yasmani Grandal | July 8, 2016 Vs. San Diego |
| 3 Don Demeter | April 21, 1959 Vs. San Francisco | 3 Adrián González | Aug. 22, 2016 At Cincinnati |
| 3 Jim Wynn | May 11, 1974 At San Diego | 3 Corey Seager | June 20, 2017 Vs. New York (NL) |
| 3 Davey Lopes | Aug. 20, 1974 At Chicago (NI) | 3 Yasiel Puig | Sept. 15, 2018 At St. Louis |
| 3 Cory Snyder | April 17, 1994 At Pittsburgh | 3 Justin Turner | May 7, 2019 vs. Atlanta |
| 3 Mike Piazza | June 29, 1996 At Colorado | 3 A.J. Pollock | Sept. 6, 2019 vs. San Francisco |

Recent Los Angeles Regular Season Grand Slams

| Date | Player | Opp. | Pitcher | Inning | Date | Player | Opp. | Pitcher | Inning |
|---------|-------------------|---------|-------------------|--------|----------------|-----------------------|----------------|--------------------------|----------|
| 8/24/04 | Adrian Beltre | at MON | Rocky Biddle | 5 | 8/29/12 | A.J. Ellis | at COL | Will Harris | 8 |
| 8/29/04 | Robin Ventura | at NYM | Kris Benson | 5 | 6/6/13 | Yasiel Puig | vs. ATL | Cory Gearrin | 8 |
| 9/7/04 | Robin Ventura* | vs. ARI | Chad Durbin | 7 | 5/1/15 | Joc Pederson | vs. ARI | Rubby De La Rosa | 2 |
| 9/8/04 | Olmedo Saenz* | vs. ARI | Casey Fossum | 5 | 6/2/15 | Alex Guerrero | at COL | Rafael Betancourt | 9 |
| 9/27/04 | Adrian Beltre | vs. COL | Shawn Estes | 2 | 9/11/15 | Justin Ruggiano | at ARI | Allen Webster | 9 |
| 10/2/04 | Steve Finley | vs. SF | Wayne Franklin | 9 | 9/24/15 | Chris Heisey | vs. ARI | Andrew Chafin | 5 |
| 4/29/05 | Hee-Seop Choi | vs. COL | Jason Jennings | 5 | 5/28/16 | Chase Utley | at NYM | Hansel Robles | 7 |
| 5/8/05 | Jason Phillips | at CIN | Eric Milton | 6 | 7/15/16 | Chris Taylor | at ARI | Silvino Bracho | 6 |
| 5/13/05 | Milton Bradley | vs. ATL | Chris Reitsma | 8 | 7/24/16 | Adrián González | at STL | Mike Mayers | 1 |
| 5/27/05 | Jeff Kent | at ARI | Shawn Estes | 3 | 8/16/16 | Chase Utley | at PHI | Michael Mariot | 7 |
| 9/4/05 | Jeff Kent | at COL | David Cortes | 7 | 8/31/16 | Andrew Toles | at COL | Adam Ottavino | 9 |
| 4/13/06 | Cody Ross | at PIT | Oliver Perez | 5 | 9/22/16 | Yasmani Grandal | vs. COL | Boone Logan | 7 |
| 4/24/06 | Nomar Garciaparra | at HOU | Brad Lidge | 9 | 9/24/16 | Josh Reddick | vs. COL | Christian Bergman | 7 |
| 7/28/06 | J.d. Drew | vs. WAS | Roy Corcoran | 4 | 4/3/17 | Joc Pederson | vs. SD | Jhoulys Chacin | 3 |
| 9/24/06 | Nomar Garciaparra | vs. ARI | Luis Vizcaino | 9 | 5/6/17 | Cody Bellinger | at SD | Miguel Diaz | 9 |
| 9/28/06 | James Loney | at COL | Byung-Hyun Kim | 2 | 5/8/17 | Chris Taylor | vs. PIT | Trevor Williams | 1 |
| 4/21/07 | Russell Martin | vs. PIT | Shawn Chacon | 10 | 6/3/17 | Chris Taylor | at MIL | Carlos Torres | 8 |
| 6/26/08 | Matt Kemp | vs. COL | Mark Redman | 1 | 6/11/17 | Corey Seager | vs. CIN | Raisel Iglesias | 9 |
| 4/19/09 | Matt Kemp | vs. COL | Matt Belisle | 5 | 6/30/17 | Austin Barnes | at SD | Clayton Richard | 1 |
| 5/7/09 | Matt Kemp | vs. WAS | Jordan Zimmerman | 1 | 7/1/17 | Chris Taylor | at SD | Craig Stammen | 7 |
| 7/10/09 | Matt Kemp | at MIL | Carlos Villanueva | 10 | 8/21/17 | Curtis Granderson | at PIT | Gerrit Cole | 7 |
| 7/22/09 | Manny Ramirez* | vs. CIN | Nick Masset | 6 | 4/16/18 | Yasmani Grandal | at SD | Kasuhisa Makita | 9 |
| 8/20/09 | Russell Martin | vs. CHC | Angel Guzman | 6 | 6/22/18 | Cody Bellinger | at NYM | Zack Wheeler | 6 |
| 9/19/09 | Ronnie Belliard | vs. SF | Brad Penny | 1 | 6/23/18 | Matt Kemp | at NYM | Robert Gsellman | 8 |
| 4/16/10 | Andre Ethier | vs. SF | Todd Wellemeier | 2 | 8/2/18 | Cody Bellinger | vs. MIL | Jhoulys Chacin | 3 |
| 5/6/10 | Andre Ethier | vs. COL | Latroy Hawkins | 9 | 4/2/19 | Cody Bellinger | vs. SF | Madison Bumgarner | 3 |
| 8/27/10 | Casey Blake | at COL | Matt Belisle | 8 | 5/12/19 | Corey Seager | vs. WAS | Kyle Barraclough | 8 |
| 9/29/10 | Matt Kemp | at COL | Jhoulys Chacin | 3 | 5/24/19 | David Freese | at PIT | Michael Feliz | 1 |
| 5/24/11 | Jerry Sands | at HOU | J.A. Haap | 3 | 6/18/19 | Kike Hernandez | vs. SF | Trevor Gott | 7 |
| 6/4/11 | Matt Kemp | at CIN | Logan Ondrusek | 8 | 8/1/19 | Will Smith | vs. SD | Trey Wingenter | 6 |
| 6/12/11 | James Loney | at COL | Ubaldo Jimenez | 3 | 9/22/19 | Cody Bellinger | vs. COL | Jake McGee | 5 |
| 8/30/11 | Andre Ethier | vs. SD | Anthony Bass | 2 | 9/24/19 | Max Muncy | at SD | Gerardo Reyes | 4 |
| 6/10/12 | Andre Ethier | at SEA | Blake Beaven | 2 | | | | | |

Bold Signifies Current Dodger

*Pinch-Hit

Dodgers With 30 Or More Home Runs In A Season

| HR | Player | Year | 36 | Joc Pederson | 2019 | 32 | Pedro Guerrero | 1982 |
|-----------|-----------------------|-------------|-----------|------------------|-------------|----|----------------|------|
| 49 | Shawn Green | 2001 | 35 | Babe Herman | 1930 | 32 | Pedro Guerrero | 1983 |
| 48 | Adrian Beltre | 2004 | 35 | Mike Piazza | 1993 | 32 | Eric Karros | 1995 |
| 47 | Cody Bellinger | 2019 | 35 | Max Muncy | 2018 | 32 | Mike Piazza | 1995 |
| 43 | Gary Sheffield | 2000 | 35 | Max Muncy | 2019 | 31 | Andre Ethier | 2009 |
| 43 | Duke Snider | 1956 | 34 | Dolph Camilli | 1941 | 31 | Roy Campanella | 1950 |
| 42 | Duke Snider | 1953 | 34 | Gary Sheffield | 1999 | 31 | Eric Karros | 1997 |
| 42 | Duke Snider | 1955 | 34 | Eric Karros | 1996 | 31 | Duke Snider | 1950 |
| 42 | Gil Hodges | 1954 | 34 | Eric Karros | 1999 | 31 | Gil Hodges | 1953 |
| 42 | Shawn Green | 2002 | 33 | Roy Campanella | 1951 | 31 | Frank Howard | 1962 |
| 41 | Roy Campanella | 1953 | 33 | Steve Garvey | 1977 | 31 | Todd Zeile | 1997 |
| 40 | Gil Hodges | 1951 | 33 | Raul Mondesi | 1999 | 31 | Eric Karros | 2000 |
| 40 | Duke Snider | 1954 | 33 | Pedro Guerrero | 1985 | 30 | Dusty Baker | 1977 |
| 40 | Duke Snider | 1957 | 32 | Gil Hodges | 1950 | 30 | Ron Cey | 1977 |
| 40 | Mike Piazza | 1997 | 32 | Gil Hodges | 1952 | 30 | Raul Mondesi | 1997 |
| 39 | Cody Bellinger | 2017 | 32 | Roy Campanella | 1955 | 30 | Raul Mondesi | 1998 |
| 39 | Matt Kemp | 2011 | 32 | Gil Hodges | 1956 | | | |
| 36 | Mike Piazza | 1996 | 32 | Jimmy Wynn | 1974 | | | |
| 36 | Gary Sheffield | 2001 | 32 | Reggie Smith | 1977 | | | |

Brooklyn/Los Angeles 100-RBI Club

| | | | | | | | | |
|-------------|-----------------------|------------|------|----------------|-----|------|-----------------|-----|
| 2019 | Cody Bellinger | 115 | 1979 | Steve Garvey | 110 | | Carl Furillo | 106 |
| 2014 | Adrian González | 116 | 1978 | Steve Garvey | 113 | 1949 | Jackie Robinson | 124 |
| 2013 | Adrian González | 100 | 1977 | Steve Garvey | 115 | | Gil Hodges | 115 |
| 2011 | Matt Kemp | 126 | | Ron Cey | 110 | | Carl Furillo | 106 |
| 2009 | Andre Ethier | 106 | 1975 | Ron Cey | 101 | 1946 | Dixie Walker | 116 |
| | Matt Kemp | 101 | 1974 | Steve Garvey | 111 | 1945 | Dixie Walker | 124 |
| 2006 | J.d. Drew | 100 | | Jimmy Wynn | 108 | | Luis Olmo | 110 |
| 2005 | Jeff Kent | 105 | 1970 | Wes Parker | 111 | 1943 | Babe Herman | 100 |
| 2004 | Adrian Beltre | 121 | 1962 | Tommy Davis | 153 | 1942 | Dolph Camilli | 109 |
| 2002 | Shawn Green | 114 | | Frank Howard | 119 | 1941 | Dolph Camilli | 120 |
| 2001 | Shawn Green | 125 | 1956 | Duke Snider | 101 | 1939 | Dolph Camilli | 104 |
| | Gary Sheffield | 100 | 1955 | Duke Snider | 136 | 1938 | Dolph Camilli | 100 |
| 2000 | Gary Sheffield | 109 | | Roy Campanella | 107 | 1934 | Sam Leslie | 102 |
| | Eric Karros | 106 | | Gil Hodges | 102 | 1932 | Hack Wilson | 123 |
| 1999 | Eric Karros | 112 | 1954 | Gil Hodges | 130 | 1930 | Billy Herman | 130 |
| | Gary Sheffield | 101 | | Duke Snider | 130 | | Glenn Wright | 126 |
| 1997 | Mike Piazza | 124 | 1953 | Roy Campanella | 142 | | Del Bissonette | 113 |
| | Eric Karros | 104 | | Duke Snider | 126 | 1929 | Babe Herman | 113 |
| 1996 | Eric Karros | 111 | | Gil Hodges | 122 | 1928 | Del Bissonette | 106 |
| | Mike Piazza | 105 | 1952 | Gil Hodges | 102 | 1925 | Jack Fournier | 130 |
| 1995 | Eric Karros | 105 | 1951 | Roy Campanella | 108 | | Zack Wheat | 103 |
| 1993 | Mike Piazza | 112 | | Gil Hodges | 103 | 1924 | Jack Fournier | 116 |
| 1983 | Pedro Guerrero | 103 | | Duke Snider | 101 | 1923 | Jack Fournier | 102 |
| 1982 | Pedro Guerrero | 100 | 1950 | Gil Hodges | 113 | 1922 | Zack Wheat | 112 |
| 1980 | Steve Garvey | 106 | | Duke Snider | 107 | | | |

Dodger Batters With .300 AVG, 30 HR, 100 RRI

| Player | Year | BA | HR | RBI |
|-----------------------|-------------|-------------|-----------|------------|
| Cody Bellinger | 2019 | .305 | 47 | 115 |
| Matt Kemp | 2011 | .324 | 39 | 126 |
| Adrian Beltre | 2004 | .334 | 48 | 121 |
| Gary Sheffield | 2001 | .311 | 36 | 100 |
| Gary Sheffield | 2000 | .325 | 43 | 109 |
| Gary Sheffield | 1999 | .301 | 34 | 101 |
| Eric Karros | 1999 | .304 | 34 | 112 |
| Mike Piazza | 1997 | .362 | 40 | 124 |
| Mike Piazza | 1996 | .336 | 36 | 105 |
| Mike Piazza | 1993 | .318 | 35 | 112 |
| Pedro Guerrero | 1982 | .304 | 32 | 100 |
| Duke Snider | 1955 | .309 | 42 | 136 |
| Roy Campanella | 1955 | .318 | 32 | 107 |
| Gil Hodges | 1954 | .304 | 42 | 130 |
| Duke Snider | 1954 | .341 | 40 | 130 |
| Gil Hodges | 1953 | .302 | 31 | 122 |
| Roy Campanella | 1953 | .312 | 41 | 142 |
| Duke Snider | 1953 | .336 | 42 | 126 |
| Roy Campanella | 1951 | .325 | 33 | 108 |
| Duke Snider | 1950 | .321 | 31 | 107 |
| Babe Herman | 1930 | .393 | 35 | 130 |

Fastest Brooklyn/Los Angeles Dodgers To Reach Milestones

Fastest Batter To Reach 30 Home Runs

| Player | Year | Date |
|-----------------------|-------------|---------------|
| Cody Bellinger | 2019 | July 4 |
| Gary Sheffield | 2000 | July 14 |
| Duke Snider | 1955 | July 16 |
| Gil Hodges | 1951 | July 25 |
| Shawn Green | 2001 | July 28 |

Fastest Los Angeles Batter To 100 RBI

| Player | Year | Date |
|-----------------------|-------------|----------------|
| Tommy Davis | 1962 | July 20 |
| Shawn Green | 2001 | Aug. 18 |
| Cody Bellinger | 2019 | Aug. 20 |
| Shawn Green | 2002 | Aug. 24 |
| Eric Karros | 1999 | Aug. 25 |

Brooklyn/Los Angeles All-Time Hitting Streaks

| Name | Club | Games | Streak |
|-----------------|-------------|-------|------------------------|
| Willie Davis | Los Angeles | 31 | Aug. 1-Sept. 3, 1969 |
| Andre Ethier | Los Angeles | 30 | April 2-May 6, 2011 |
| Zack Wheat | Brooklyn | 29 | Aug. 20-Sept. 16, 1916 |
| Joe Medwick | Brooklyn | 27 | May 23-June 25, 1942 |
| Duke Snider | Brooklyn | 27 | Aug. 19-Sept. 13, 1953 |
| Willie Keeler | Brooklyn | 26 | Aug. 8-Sept. 3, 1902 |
| Zack Wheat | Brooklyn | 26 | July 11-Aug. 7, 1918 |
| Harvey Hendrick | Brooklyn | 26 | April 20-May 30, 1929 |
| Buzz Boyle | Brooklyn | 25 | May 1-June 5, 1934 |
| Willie Davis | Los Angeles | 25 | May 5-June 2, 1971 |
| Steve Sax | Los Angeles | 25 | Sept. 1-27, 1986 |
| Paul Lo Duca | Los Angeles | 25 | May 17-June 18, 2003 |

Brooklyn/Los Angeles 200-Hit Club

| Year | Player | Hits | Year | Player | Hits | Year | Player | Hits |
|------|---------------|------|------|-----------------|------|------|---------------|------|
| 1900 | Willie Keeler | 204 | 1929 | Babe Herman | 217 | 1974 | Steve Garvey | 200 |
| 1901 | Willie Keeler | 202 | | John Frederick | 206 | 1975 | Steve Garvey | 210 |
| 1921 | Jim Johnston | 203 | 1930 | Babe Herman | 241 | 1976 | Steve Garvey | 200 |
| 1922 | Zack Wheat | 201 | | John Frederick | 206 | 1978 | Steve Garvey | 202 |
| 1923 | Jim Johnston | 203 | 1932 | Lefty O'doul | 219 | 1979 | Steve Garvey | 204 |
| 1924 | Zack Wheat | 212 | 1949 | Jackie Robinson | 203 | 1980 | Steve Garvey | 200 |
| 1925 | Zack Wheat | 221 | 1962 | Tommy Davis | 230 | 1986 | Steve Sax | 210 |
| 1925 | Milt Stock | 202 | | Maury Wills | 208 | 1997 | Mike Piazza | 201 |
| | | | | | | 2004 | Adrian Beltre | 200 |

Los Angeles Single-Season Pinch-Hit Leaders

| Year | Player | Pinch-Hits | Year | Player | Pinch-Hits | Year | Player | Pinch-Hits |
|------|-------------------------------|------------|------|-------------------------------|------------|-------------|---------------------------|------------|
| 1958 | Elmer Valo | 9 | 1977 | Manny Mota | 14 | 1997 | Nelson Liriano | 7 |
| 1959 | Norm Larker | 8 | 1978 | Lee Lacy | 13 | 1998 | Roger Cedeno | 8 |
| 1960 | Chuck Essegian | 8 | 1979 | Manny Mota | 15 | 1999 | Dave Hansen | 13 |
| 1961 | Frank Howard | 9 | 1980 | Pedro Guerrero, | 11 | 2000 | Dave Hansen | 15 |
| 1962 | Lee Walls | 13 | | Jay Johnstone, Gary Thomasson | | 2001 | Dave Hansen | 9 |
| 1963 | Lee Walls, Wally Moon | 7 | 1981 | Jay Johnstone | 11 | 2002 | Alex Cora | 11 |
| 1964 | Wally Moon | 7 | 1982 | Ron Roenicke | 13 | 2003 | Mike Kinkade | 10 |
| 1965 | Wally Moon | 5 | 1983 | Jose Morales | 12 | 2004 | Olmedo Saenz | 15 |
| 1966 | Tommy Davis, Al Ferrara | 5 | 1984 | Candy Maldonado | 9 | 2005 | Ricky Ledee | 11 |
| 1967 | Wes Parker, Lou Johnson | 5 | 1985 | Terry Whitfield | 14 | 2006 | Olmedo Saenz | 15 |
| | John Roseboro, Jimmy Campanis | | 1986 | Bill Russell | 10 | 2007 | Olmedo Saenz | 14 |
| | Len Gabrielson, Al Ferrara | | 1987 | Ken Landreaux | 10 | 2008 | Delwyn Young | 14 |
| 1968 | Jim Fairey | 8 | 1988 | Mickey Hatcher | 12 | 2009 | Mark Loretta, Juan Pierre | 14 |
| 1969 | Len Gabrielson | 13 | 1989 | Lenny Harris, Mickey Hatcher, | | 2010 | Garret Anderson | 12 |
| 1970 | Len Gabrielson | 8 | | Franklin Stubbs | 6 | 2011 | Tony Gwynn, Jr. | 8 |
| 1971 | Willie Crawford | 8 | 1990 | Mickey Hatcher | 14 | 2012 | Bobby Abreu | 9 |
| 1972 | Manny Mota | 10 | 1991 | Chris Gwynn | 13 | 2013 | Jerry Hairston, Jr. | 7 |
| 1973 | Steve Garvey | 12 | 1992 | Mitch Webster | 17 | 2014 | Justin Turner | 12 |
| 1974 | Manny Mota | 15 | 1993 | Dave Hansen | 18 | 2015 | Alex Guerrero | 13 |
| 1975 | Manny Mota, Leron Lee | 10 | 1994 | Jeff Treadway | 13 | 2016 | Andrew Toles | 8 |
| 1976 | Ed Goodson | 15 | 1995 | Dave Hansen | 11 | 2017 | Kiké Hernández | 10 |
| 1977 | Manny Mota | 14 | 1996 | Dave Hansen | 13 | 2018 | Chase Utley | 13 |
| | | | | | | 2019 | David Freese | 12 |

Los Angeles Top RBI Months

| | | | | | | | | |
|-----------|-----------------------|-------------------|-----------|-----------------------|------------------|-----------|---------------------|-----------------------|
| 41 | Frank Howard | August 1962 | 27 | Wes Parker | May 1972 | 26 | Mike Piazza | April 1998 |
| 37 | Mike Marshall | Sept./Oct. 1985 | 27 | Mike Piazza | Sept./Oct. 1993 | 26 | Adrian Beltre | August 2003 |
| 33 | Tommy Davis | June 1962 | 27 | Mike Piazza | August 1997 | 26 | Hanley Ramirez | August 2012 |
| 32 | James Loney | Sept. 2007 | 27 | Mike Piazza | Sept./Oct. 1997 | 26 | Corey Seager | September 2019 |
| 31 | Kal Daniels | Sept./Oct. 1990 | 27 | Eric Karros | July 1997 | 25 | Tommy Davis | July 1962 |
| 30 | Ron Fairly | July 1964 | 27 | Raul Mondesi | May 1998 | 25 | Steve Garvey | May 1974 |
| 30 | Steve Garvey | June 1977 | 27 | Eric Karros | June 1998 | 25 | Raul Mondesi | August 1995 |
| 30 | Gary Sheffield | June 2000 | 27 | Raul Mondesi | May 1999 | 25 | Mike Piazza | August 1995 |
| 30 | Brian Jordan | Sept. 2002 | 27 | Eric Karros | July 1999 | 25 | Mike Piazza | June 1997 |
| 29 | Ron Cey | April 1977 | 27 | Gary Sheffield | August 2001 | 25 | Eric Karros | June 1997 |
| 29 | Shawn Green | August 2002 | 27 | Matt Kemp | August 2009 | 25 | Shawn Green | August 2001 |
| 29 | Cody Bellinger | April 2019 | 27 | Cody Bellinger | May 2017 | 25 | Steve Finley | August 2004 |
| 28 | Darryl Strawberry | August 1991 | 27 | Cody Bellinger | June 2017 | 25 | Manny Ramirez | August 2008 |
| 28 | Darryl Strawberry | Sept./Oct. 1991 | 26 | Willie Davis | August 1972 | 25 | Matt Kemp | April 2012 |
| 28 | Mike Piazza | June 1994 | 26 | Joe Ferguson | May 1973 | 25 | Yasiel Puig | May 2014 |
| 28 | Eric Karros | May 2000 | 26 | Dusty Baker | August 1979 | 25 | Adrián González | Sept. 2014 |
| 28 | Nomar Garciaparra | May 2006 | 26 | Dusty Baker | June 1980 | 25 | Matt Kemp | Sept. 2014 |
| 28 | Manny Ramirez | Sept. 2008 | 26 | Pedro Guerrero | June 1985 | | | |

Dodger Franchise Winning And Losing Streaks

Longest Overall Winning Streak

| | |
|----|--|
| 15 | Aug. 25-Sept. 6 (1), 1924 |
| 13 | July 21 (1) - 31, 1947 Aug. 7-20, 1953 May 21-June 1 (2), 1962 Sept. 16-30, 1965 |
| 12 | Aug. 16 (2) - 29, 1895 May 28 - June 9, 1899 April 24-May 5, 1976 |
| 11 | Eight Times (Three In L.a.) May 17-29, 1993 July 28-Aug. 8, 2006 July 4-19, 2017 |
| 10 | 12 Times (Four In L.a.) April 20-30, 1980 May 14-25, 2003 Aug. 7-17, 2013 June 16-25, 2017 |

Longest Overall Losing Streaks

| | |
|----|--|
| 16 | June 28 (1) - July 16, 1944 |
| 14 | Sept. 16 (2) - 30 (2), 1937 |
| 12 | April 20 - May 8, 1907 |
| 12 | Sept. 13 (2) - 25, 1925 |
| 11 | Aug. 7 - 21, 1906 |
| 11 | Sept. 2-12, 2017 |
| 10 | Nine Times (Twice In L.a.) Aug. 14-24, 1961 June 10-21, 1992 |

Longest Home Losing Streaks

| | |
|----|--|
| 10 | July 3 - 12, 1913 Aug. 17 - 30, 1923 May 21 - June 17 (2), 1938 |
| 9 | June 13 - July 26, 1906 Aug. 2 - Aug. 10, 1926 Aug. 13 - Sept. 5, 1987 Aug. 26-Sept. 10, 2017 |

Longest Home Winning Streaks

| | |
|----|--|
| 22 | May 5 - July 8, 1899 |
| 15 | June 12 - July 14, 1890 |
| 14 | April 21 - May 12, 1921 |
| 13 | May 4 - June 5, 1993 |
| 13 | April 13 - May 7, 2009* |
| 12 | Aug. 5 - Sept. 15, 1930 |
| 11 | Five Times (Once In LA) June 6-25, 2017 |

Longest Road Losing Streaks

| | |
|----|---|
| 17 | June 18 (2) - July 16 (1), 1944 |
| 16 | June 8 - July 27 (2), 1909 |
| 14 | Sept. 16 (2) - Sept. 30 (2), 1937 |
| 12 | Sept. 1 (1) - 29, 1908 |
| 11 | Sept. 14 - 25, 1925 June 2 - 21, 1992 |
| 10 | June 4 (2) - 14, 1919 May 15 - 27 (1), 1926 Aug. 9-29, 2008 |

Longest Road Winning Streaks

| | |
|----|---|
| 15 | July 7-Aug. 5, 2013 |
| 12 | Aug. 25 - Sept. 6 (1), 1924 |
| 11 | July 22 - 31, 1947 April 14 - May 10, 1955 |
| 10 | July 6 - 31, 1951 May 29 - June 7, 1954 |
| 9 | June 10 - July 6, 1940 Aug. 17 (1) - 26, 1950 June 23 - July 14, 1963 June 22 - July 8, 1970 June 26 - July 17, 2001 July 3-26, 2004 |

*Modern-Day MLB Record For Home Wins To Start Season

Los Angeles Dodger Firsts

| | | |
|--------------------------------|---------------|--|
| First Batter | Jim Davenport | April 15, 1958 At San Francisco (Single) |
| First Dodger Batter | Gino Cimoli | April 15, 1958 (Strikeout) |
| Walk | Duke Snider | April 15, 1958 At San Francisco |
| Hit | Charlie Neal | April 15, 1958 At San Francisco |
| Run | Charlie Neal | April 16, 1958 At San Francisco |
| Ground Double Play | Rube Walker | April 15, 1958 At San Francisco |
| Double | Pee Wee Reese | April 16, 1958 At San Francisco |
| Triple | Pee Wee Reese | April 17, 1958 At San Francisco |
| Home Run | Dick Gray | April 16, 1958 At San Francisco |
| Grand Slam | Willie Mays | May 12, 1958 Vs. San Francisco |
| First Dodger Grand Slam | Gil Hodges | Aug. 23, 1958 Vs. Milwaukee |
| RBI | Dick Gray | April 16, 1958 At San Francisco |
| Sacrifice Fly | Charlie Neal | April 16, 1958 At San Francisco |
| Sacrifice Hit | Johnny Podres | April 22, 1958 Vs. Chicago |
| Stolen Base | Charlie Neal | April 18, 1958 Vs. San Francisco |
| Caught Stealing | Gil Hodges | April 16, 1958 At San Francisco |
| Start | Don Drysdale | April 15, 1958 At San Francisco |
| Complete Game | Johnny Podres | April 16, 1958 At San Francisco |
| Shutout - One Pitcher | Carl Erskine | May 18, 1958 (Game 2) |
| Wild Pitch | Carl Erskine | April 18, 1958 Vs. San Francisco |
| Win | Johnny Podres | April 16, 1958 At San Francisco |
| Loss | Don Drysdale | April 15, 1958 At San Francisco |
| Save | Clem Labine | April 18, 1958 Vs. San Francisco |

Longest Scoreless Inning Streaks In Los Angeles History

| Pitcher | Scoreless Innings | Dates |
|------------------------|-------------------|--------------------------|
| Orel Hershiser | 59 | 8-30 To 9-28-1988 |
| Don Drysdale | 58 | 5-14 To 6-08-1968 |
| Zack Greinke | 45.2 | 6-18 To 7-26-2015 |
| Clayton Kershaw | 41 | 6-13 To 7-10-2014 |
| Clayton Kershaw | 37 | 7-03 To 8-03-2015 |
| Fernando Valenzuela | 35 | 4-14 To 5-03-1981 |
| Don Sutton | 35 | 9-10 To 10-03-1972 |
| Orel Hershiser | 33 | 6-29 To 7-24-1984 |
| Sandy Koufax | 33 | 7-03 To 7-16-1963 |
| Hyun-Jin Ryu | 32 | 5-1 to 5-25-2019 |
| Fernando Valenzuela | 31 | 9-19-80 To 4-14-1981 |
| Bob Miller | 31 | 5-23 To 6-26-1964 |
| Don Sutton | 29 | 4-25 To 5-12-1972 |
| Alex Wood | 27 | 5-2 To 6-10-2017 |
| Don Sutton | 27 | 4-23 To 5-06-1969 |
| Sandy Koufax | 26 | 6-13 To 6-21-1963 |
| Don Drysdale | 26 | 9-01 To 9-16-1960 |
| Wilson Alvarez | 25 | 9-07 To 9-23-2003 |
| Chan Ho Park | 25 | 9-19 To 9-29-2000 |
| Rick Honeycutt | 25 | 6-05 To 6-20-1986 |
| Fernando Valenzuela | 25 | 4-09 To 4-23-1985 |
| Andy Messersmith | 25 | 5-31 To 6-13-1975 |
| Don Drysdale | 25 | 5-14 To 5-27-1967 |
| Don Drysdale | 25 | 9-19 To 10-02-1966 |

Brooklyn/Los Angeles 20-Game Winners (Since 1900)

| Wins | Pitcher | Year | Wins | Pitcher | Year | Wins | Pitcher | Year |
|------|-------------------|------|------|---------------------|------|-----------|------------------------|-------------|
| 29 | Joseph McGinnity | 1900 | 22 | Nap Rucker | 1911 | 21 | Clayton Kershaw | 2011 |
| 28 | Dazzy Vance | 1924 | 22 | Burleigh Grimes | 1921 | 21 | Clayton Kershaw | 2014 |
| 27 | Don Newcombe | 1956 | 22 | Burleigh Grimes | 1924 | 20 | William Clark | 1932 |
| 27 | Sandy Koufax | 1966 | 22 | Dazzy Vance | 1925 | 20 | Luke Hamlin | 1939 |
| 26 | Sandy Koufax | 1965 | 22 | Dazzy Vance | 1928 | 20 | Don Newcombe | 1951 |
| 25 | William Donovan | 1901 | 22 | Kirby Higbe | 1941 | 20 | Carl Erskine | 1953 |
| 25 | Jeff Pfeffer | 1916 | 22 | Whit Wyatt | 1941 | 20 | Don Newcombe | 1955 |
| 25 | Don Drysdale | 1962 | 22 | Preacher Roe | 1951 | 20 | Claude Osteen | 1969 |
| 25 | Sandy Koufax | 1963 | 21 | Henry Schmidt | 1903 | 20 | Bill Singer | 1969 |
| 23 | Jeff Pfeffer | 1914 | 21 | Dutch Reuther | 1922 | 20 | Al Downing | 1971 |
| 23 | Burleigh Grimes | 1920 | 21 | Burleigh Grimes | 1923 | 20 | Claude Osteen | 1972 |
| 23 | Don Drysdale | 1965 | 21 | Ralph Branca | 1947 | 20 | Andy Messersmith | 1974 |
| 23 | Orel Hershiser | 1988 | 21 | Don Sutton | 1976 | 20 | Tommy John | 1977 |
| 22 | Brickyard Kennedy | 1900 | 21 | Fernando Valenzuela | 1986 | 20 | Ramon Martinez | 1990 |

Opponent No-Hitters VS. Dodgers

| Pitcher | Team | Date And Location |
|---|-----------------------|---------------------------------|
| Amos Rusie | New York Giants | July 31, 1891 At New York |
| John Stivetts | Boston Beaneaters | Aug. 6, 1892 At Boston |
| Walter Thornton | Chicago Cubs | Aug. 21, 1898 (2G) At Chicago |
| John Lush | Philadelphia Phillies | July 20, 1906 At Brooklyn |
| Nicholas Maddox | Pittsburgh Pirates | Sept. 20, 1907 At Pittsburgh |
| Leon Ames* | New York Giants | April 15, 1909 At New York |
| Rube Marquard | New York Giants | April 15, 1915 At New York |
| Paul Dean | St. Louis Cardinals | Sept. 21, 1934 (2G) At Brooklyn |
| Johnny Vander Meer | Cincinnati Reds | June 15, 1938 At Brooklyn |
| James Tobin | Boston Braves | April 27, 1944 At Boston |
| Vernon Bickford | Boston Braves | Aug. 11, 1950 At Boston |
| Don Larsen+* | New York Yankees | Oct. 8, 1956 At New York |
| John Candelaria | Pittsburgh Pirates | Aug. 9, 1976 At Pittsburgh |
| Nolan Ryan | Houston Astros | Sept. 26, 1981 At Houston |
| Tom Browning+ | Cincinnati Reds | Sept. 16, 1988 At Cincinnati |
| Mark Gardner# | Montreal Expos | July 26, 1991 At Los Angeles |
| Dennis Martinez+ | Montreal Expos | July 28, 1991 At Los Angeles |
| Kent Mercker | Atlanta Braves | April 8, 1994 At Los Angeles |
| Jered Weaver/Jose Arredondo* | LA Angels | June 28, 2008 At Los Angeles |
| Kevin Milwood/Charlie Furbush/Stephen Pryor | Seattle Mariners | June 8, 2012 At Seattle |
| Lucas Luetge/Brandon League/Tom Wilhelmson | | |
| Mike Fiers | Houston Astros | Aug. 21, 2015 At Houston |
| Jake Arrieta | Chicago Cubs | Aug. 30, 2015 Vs. Chicago |

+ Perfect Game \$ 1956 World Series – Game 5; *Pitched A No-Hitter For 9 1/3 Innings But Lost Game In The 13th Inning, 3-0.

Pitched Hitless Ball For Nine Innings; Gave Up Hit In 10th And Lost Game, 1-0; *The Dodgers Won 1-0 And Were No-Hit For Eight Innings.

Brooklyn No-Hitters

| Date | Pitcher | Opponent | Score | Catcher |
|---------------------------|----------------------|---------------|-------|------------------|
| June 22, 1891 | Thomas Lovett | New York | 4-0 | --- |
| July 20, 1906 | Malcolm Eason | At St. Louis | 2-0 | Bill Bergen |
| Sept. 5, 1908 (2Nd Game) | Nap Rucker | Boston | 6-0 | Bill Bergen |
| Sept. 13, 1925 (1St Game) | Dazzy Vance | Philadelphia | 10-1 | Hank Deberry |
| April 30, 1940 | James (Tex) Carleton | At Cincinnati | 3-0 | Herman Franks |
| April 23, 1946 | Ed Head | Boston | 5-0 | Farrell Anderson |
| Sept. 9, 1948 | Rex Barney | At New York | 2-0 | Bruce Edwards |
| June 19, 1952 | Carl Erskine | Chicago | 5-0 | Roy Campanella |
| May 12, 1956 | Carl Erskine | New York | 3-0 | Roy Campanella |
| Sept. 25, 1956 | Sal Maglie | Philadelphia | 5-0 | Roy Campanella |

Los Angeles No-Hitters

| Date | Pitcher | Opponent | Score | Catcher |
|----------------|---|-----------------------|-------|-----------------|
| June 30, 1962 | Sandy Koufax | New York | 5-0 | John Roseboro |
| May 11, 1963 | Sandy Koufax | San Francisco | 8-0 | John Roseboro |
| June 4, 1964 | Sandy Koufax | At Philadelphia | 3-0 | Doug Camilli |
| Sept. 9, 1965 | Sandy Koufax | Chicago | 1-0* | Jeff Torborg |
| July 20, 1970 | Bill Singer | Philadelphia | 5-0 | Jeff Torborg |
| June 27, 1980 | Jerry Reuss | At San Francisco | 8-0 | Steve Yeager |
| June 29, 1990 | Fernando Valenzuela | St. Louis | 6-0 | Mike Scioscia |
| Aug. 17, 1992 | Kevin Gross | San Francisco | 2-0 | Mike Scioscia |
| July 14, 1995 | Ramon Martinez | Florida | 7-0 | Mike Piazza |
| Sept. 17, 1996 | Hideo Nomo | At Colorado | 9-0 | Mike Piazza |
| May 25, 2014 | Josh Beckett | At Philadelphia | 6-0 | Drew Butera |
| June 18, 2014 | Clayton Kershaw | Colorado | 8-0 | A.J. Ellis |
| May 4, 2018 | Walker Buehler/Tony Cingrani Yimi Garcia/Adam Liberatore | At San Diego (Mexico) | 4-0 | Yasmani Grandal |

*Perfect Game

Los Angeles One-Hitters

| Date | Pitcher | Club | Score | Hit By | Date | Pitcher | Club | Score | Hit By |
|---------|----------------|--------|-------|----------------------|---------|-----------------|--------|-------|------------------------|
| 5/23/60 | Sandy Koufax | At PIT | 1-0 | Daniels, 1B In 2nd | 4/26/85 | Orel Hershiser | SD | 2-0 | Gwynn, 1B In 4th |
| 5/25/65 | Don Drysdale | STL | 2-0 | Flood, 1B In 1st | 7/23/85 | Orel Hershiser | PIT | 6-0 | Thompson, 1B In 2nd |
| 6/17/65 | Claude Osteen | SF | 3-0 | Hiatt, 1B In 2nd | 10/1/87 | Bob Welch | SF | 7-0 | Aldrete, 1B In 6th |
| 6/20/65 | Sandy Koufax | NYM | 2-1 | Hickman, HR In 5th | 5/25/88 | Tim Leary | At PHI | 4-0 | Daulton, 1B In 3rd |
| 8/4/68 | Mike Kekich | NYM | 2-0 | Swoboda, 1B In 7th | 7/21/90 | Tim Belcher | At PIT | 6-0 | Bell, 1B In 4th |
| 5/1/69 | Don Sutton | At SF | 5-0 | Davenport, 2B In 8th | 7/21/90 | Tim Belcher | At PIT | 6-0 | Bell, 1B In 4th |
| 6/19/71 | Don Sutton | HOU | 4-0 | Wynn, 2B In 6th | 8/5/95 | Hideo Nomo | At SF | 3-0 | Clayton, 1B In 7th |
| 5/9/74 | Don Sutton | At SD | 6-0 | Grubb, 1B In 2nd | 6/27/98 | Ismael Valdes | PIT | 2-0 | K. Young, 1B In 8th |
| 4/15/75 | Don Sutton | CIN | 3-1 | Bench, HR In 7th | 7/19/00 | Kevin Brown | COL | 9-1 | L. Walker, HR In 1st |
| 8/18/77 | Don Sutton | SF | 7-0 | Hill, 1B In 8th | 4/26/02 | Odalis Perez | At CHC | 10-0 | Patterson, 1B In 7th |
| 5/11/79 | Doug Rau | MON | 7-0 | Speier, 1B In 8th | 6/25/02 | Odalis Perez | COL | 4-0 | Estalella, 1B In 6th |
| 5/29/80 | Bob Welch | ATL | 3-0 | Blanks, 1B In 4th | 7/7/04 | Kazuhisa Ishii | ARI | 11-0 | Hillenbrand, 1B In 5th |
| 4/21/82 | Jerry Reuss | HOU | 6-0 | A. Howe, 2B In 1st | 8/31/05 | Derek Lowe | At CHC | 7-0 | Hairston, 1B In 1st |
| 4/29/82 | Burt Hooton | PHI | 4-0 | Dejesus, 1B In 4th | 7/7/08 | Hiroki Kuroda | ATL | 3-0 | Teixeira, 2B In 8th |
| 6/11/82 | Jerry Reuss | CIN | 11-1 | Milner, 2B In 1st | 9/29/15 | Clayton Kershaw | At SF | 8-0 | Frandsen, 1B In 3rd |
| 6/1/83 | Bob Welch | PHI | 1-0 | Hayes, 1B In 4th | 8/23/17 | Rich Hill | At PIT | 0-1 | Harrison, HR In 10th |
| 4/27/84 | Rick Honeycutt | At SD | 1-0 | Salazar, 1B In 4th | | | | | |

Recent Two-Hitters By Dodger Pitchers

| Date | Pitcher | Club | Score | Hit By | Date | Pitcher | Club | Score | Hit By |
|---------|---------|---------|-------|--------------------|---------|---------|---------|-------|--------------------|
| 9/23/00 | Brown | Vs. SD | 2-1 | D. Jackson, Klesko | 5/29/11 | Kershaw | Vs. FLA | 8-0 | Morrison, Infante |
| 9/29/00 | Park | At SD | 3-0 | Nevin, Larocca | 6/20/11 | Kershaw | Vs. DET | 4-0 | Wells, Raburn |
| 7/18/01 | Park | Vs. MIL | 5-0 | Loretta, Sexson | 5/28/13 | Ryu | Vs. LAA | 3-0 | Kendrick, Iannetta |
| 5/24/03 | Nomo | At MIL | 6-0 | Vander Wal, Helms | 7/13/13 | Greinke | Vs. COL | 1-0 | Helton, Herrera |
| 8/4/10 | Padilla | Vs. SD | 9-0 | Ludwick, Headley | 9/16/13 | Ryu | At ARI | 1-2 | Goldschmidt, Hill |
| 8/19/10 | Lilly | Vs. COL | 2-0 | Fowler, Tulowitzki | 5/23/16 | Kershaw | Vs. CIN | 1-0 | Cozart, Barnhart |

Longest Games In Dodger History (18 Or More Innings)

| Innings | Date | Location | Result |
|---------|----------------|--------------|-------------------------------|
| 26* | May 1, 1920 | Boston | Brooklyn 1, Boston 1 |
| 23 | June 27, 1939 | Boston | Brooklyn 2, Boston 2 |
| 22 | Aug. 22, 1917 | Brooklyn | Brooklyn 6, Pittsburgh 5 |
| 22 | June 3, 1989 | Houston | Houston 5, Los Angeles 4 |
| 22 | Aug. 23, 1989 | Montreal | Los Angeles 1, Montreal 0 |
| 21 | Aug. 17, 1982 | Chicago | Los Angeles 2, Chicago 1 |
| 20 | April 30, 1919 | Philadelphia | Brooklyn 9, Philadelphia 9 |
| 20 | July 5, 1940 | Boston | Brooklyn 6, Boston 2 |
| 20 | July 7, 1993 | Philadelphia | Philadelphia 7, Los Angeles 6 |
| 19 | June 17, 1915 | Chicago | Chicago 4, Brooklyn 2 |
| 19 | May 3, 1920 | Boston | Boston 2, Brooklyn 1 |
| 19 | May 17, 1939 | Chicago | Brooklyn 9, Chicago 9 |
| 19** | Sept. 11, 1946 | Brooklyn | Cincinnati 0, Brooklyn 0 |
| 19 | Aug. 8, 1972 | Cincinnati | Cincinnati 2, Los Angeles 1 |
| 19 | May 24, 1973 | Los Angeles | New York 7, Los Angeles 3 |
| 18 | Aug. 17, 1902 | Brooklyn | Brooklyn 7, St. Louis 7 |
| 18 | June 1, 1919 | Brooklyn | Philadelphia 10, Brooklyn 9 |
| 18 | Sept. 6, 1984 | Los Angeles | Atlanta 3, Los Angeles 2 |
| 18 | Aug. 3, 1996 | Los Angeles | Atlanta 5, Los Angeles 3 |

*Longest Game And Longest Tied Game In Major League History **Longest Scoreless Game In Major League History

Longest Game Times In Dodger History

| Time | Innings | Date | Location | Result |
|-------|---------|------------------|---------------|--------------------------------|
| 7:14* | 22 | June 3, 1989 | Houston | Houston 5, Los Angeles 4 |
| 6:14 | 22 | Aug. 23, 1989 | Montreal | Los Angeles 1, Montreal 0 |
| 6:10 | 21 | Aug. 17-18, 1982 | Chicago | Los Angeles 2, Chicago 1 |
| 6:10 | 20 | July 7, 1993 | Philadelphia | Philadelphia 7, Los Angeles 6 |
| 6:05 | 13 | March 29, 2019 | Los Angeles | Arizona 5, Los Angeles 4 |
| 5:55 | 16 | July 24, 2018 | Philadelphia | Philadelphia 7, Los Angeles 4 |
| 5:47 | 17 | May 22, 2016 | San Diego | Los Angeles 9, San Diego 5 |
| 5:46 | 15 | April 2, 2018 | Arizona | Arizona 8, Los Angeles 7 |
| 5:45 | 16 | Sept. 28, 1986 | San Francisco | San Francisco 6, Los Angeles 5 |
| 5:42 | 19 | May 24, 1973 | Los Angeles | New York 7, Los Angeles 3 |
| 5:40 | 12 | July 14, 2019 | Boston | Los Angeles 7, Boston 4 |
| 5:35 | 17 | April 12, 1980 | Houston | Los Angeles 6, Houston 5 |
| 5:34 | 14 | Sept. 3, 2014 | Los Angeles | Washington 8, Los Angeles 5 |
| 5:29 | 14 | Aug. 31, 2015 | Los Angeles | Los Angeles 5, San Francisco 4 |
| 5:26 | 14 | July 6, 2016 | Los Angeles | Baltimore 6, Los Angeles 4 |
| 5:20 | 16 | Sept. 13, 1982 | Los Angeles | Los Angeles 4, San Diego 3 |
| 5:19 | 20 | July 5, 1940 | Boston | Brooklyn 6, Boston 2 |
| 5:19 | 16 | May 7, 2002 | Atlanta | Los Angeles 6, Atlanta 5 |
| 5:16 | 16 | Sept. 6, 1987 | Los Angeles | Los Angeles 3, New York 2 |
| 5:16 | 15 | May 2, 1995 | San Francisco | San Francisco 4, Los Angeles 3 |
| 5:16 | 14 | April 7, 2018 | San Francisco | San Francisco 7, Los Angeles 5 |
| 5:15 | 23 | June 23, 1939 | Boston | Brooklyn 2, Boston 2 |
| 5:14 | 16 | April 13, 1999 | Arizona | Arizona 7, Los Angeles 6 |
| 5:14 | 14 | July 10, 2013 | Arizona | Los Angeles 7, Arizona 5 |
| 5:11 | 12 | May 1, 2014 (2) | Minnesota | Los Angeles 4, Minnesota 3 |
| 5:10 | 16 | July 22, 2016 | St. Louis | St. Louis 4, Los Angeles 3 |
| 5:07 | 13 | Aug. 20, 2011 | Colorado | Colorado 7, Los Angeles 6 |
| 5:06 | 15 | Aug. 25, 2006 | Arizona | Arizona 9, Los Angeles 7 |
| 5:06 | 14 | Aug. 18, 2007 | Los Angeles | Colorado 7, Los Angeles 4 |

*Longest Night Game In National League History †Longest Extra-Inning 1-0 Game In Major League History

Best And Worst Starts In Franchise History

| G | Year | W | L | T | Pct | G | Year | W | L | T | Pct | G | Year | W | L | T | Pct |
|----|------|----|----|---|-------|-----|------|----|----|---|------|-----|------|-----|----|---|------|
| 10 | 1955 | 10 | 0 | 0 | 1.000 | 63 | 1955 | 47 | 16 | 0 | .746 | 126 | 2017 | 90 | 36 | 0 | .714 |
| 11 | 1940 | 10 | 1 | 0 | .909 | 64 | 1955 | 48 | 16 | 0 | .750 | 127 | 2017 | 91 | 36 | 0 | .717 |
| 11 | 1955 | 10 | 1 | 0 | .909 | 65 | 1955 | 49 | 16 | 0 | .754 | 128 | 2017 | 91 | 37 | 0 | .711 |
| 12 | 1940 | 11 | 1 | 0 | .917 | 66 | 1955 | 49 | 17 | 0 | .742 | 129 | 2017 | 91 | 38 | 0 | .705 |
| 12 | 1955 | 11 | 1 | 0 | .917 | 67 | 1955 | 50 | 17 | 0 | .746 | 130 | 2017 | 91 | 39 | 0 | .700 |
| 13 | 1940 | 11 | 2 | 0 | .846 | 68 | 1955 | 50 | 18 | 0 | .735 | 131 | 2017 | 91 | 40 | 0 | .695 |
| 13 | 1955 | 11 | 2 | 0 | .846 | 69 | 1955 | 51 | 18 | 0 | .739 | 132 | 1942 | 91 | 40 | 1 | .695 |
| 13 | 1981 | 11 | 2 | 0 | .846 | 70 | 1955 | 51 | 19 | 0 | .729 | 132 | 1953 | 91 | 40 | 1 | .695 |
| 14 | 2005 | 12 | 2 | 0 | .857 | 71 | 1955 | 52 | 19 | 0 | .732 | 133 | 2017 | 92 | 41 | 0 | .692 |
| 14 | 1940 | 12 | 2 | 0 | .857 | 72 | 1955 | 52 | 20 | 0 | .722 | 134 | 1899 | 91 | 40 | 3 | .695 |
| 14 | 1955 | 12 | 2 | 0 | .857 | 73 | 1942 | 52 | 21 | 0 | .712 | 135 | 1899 | 92 | 40 | 3 | .697 |
| 15 | 1955 | 13 | 2 | 0 | .867 | 73 | 1955 | 52 | 21 | 0 | .712 | 136 | 1899 | 92 | 41 | 3 | .692 |
| 16 | 1955 | 14 | 2 | 0 | .875 | 74 | 1942 | 53 | 21 | 0 | .716 | 137 | 1953 | 94 | 42 | 1 | .691 |
| 17 | 1955 | 15 | 2 | 0 | .882 | 75 | 1942 | 53 | 22 | 0 | .707 | 138 | 1953 | 95 | 42 | 1 | .693 |
| 18 | 1955 | 16 | 2 | 0 | .889 | 75 | 1955 | 53 | 22 | 0 | .707 | 139 | 1953 | 96 | 42 | 1 | .696 |
| 19 | 1955 | 17 | 2 | 0 | .895 | 76 | 1942 | 54 | 22 | 0 | .711 | 140 | 1953 | 97 | 42 | 1 | .698 |
| 20 | 1955 | 18 | 2 | 0 | .900 | 76 | 1955 | 54 | 22 | 0 | .711 | 141 | 1953 | 97 | 43 | 1 | .693 |
| 21 | 1955 | 19 | 2 | 0 | .905 | 77 | 1942 | 55 | 22 | 0 | .714 | 142 | 1953 | 97 | 44 | 1 | .688 |
| 22 | 1955 | 20 | 2 | 0 | .909 | 77 | 1955 | 55 | 22 | 0 | .714 | 143 | 1953 | 98 | 44 | 1 | .690 |
| 23 | 1955 | 21 | 2 | 0 | .913 | 78 | 1942 | 56 | 22 | 0 | .718 | 144 | 1953 | 98 | 45 | 1 | .685 |
| 24 | 1955 | 22 | 2 | 0 | .917 | 79 | 1952 | 56 | 22 | 1 | .718 | 145 | 1953 | 98 | 46 | 1 | .681 |
| 25 | 1955 | 22 | 3 | 0 | .880 | 80 | 1952 | 57 | 22 | 1 | .722 | 146 | 1953 | 99 | 46 | 1 | .683 |
| 26 | 1955 | 22 | 4 | 0 | .846 | 81 | 1952 | 58 | 22 | 1 | .725 | 147 | 1899 | 98 | 46 | 3 | .681 |
| 26 | 1977 | 22 | 4 | 0 | .846 | 82 | 1952 | 59 | 22 | 1 | .728 | 148 | 1953 | 100 | 47 | 1 | .680 |
| 27 | 1955 | 23 | 4 | 0 | .852 | 83 | 1952 | 60 | 22 | 1 | .732 | 149 | 1953 | 101 | 47 | 1 | .682 |
| 28 | 1955 | 24 | 4 | 0 | .857 | 84 | 1952 | 60 | 23 | 1 | .723 | 150 | 1953 | 102 | 47 | 1 | .685 |
| 29 | 1955 | 25 | 4 | 0 | .862 | 85 | 1952 | 60 | 24 | 1 | .714 | 151 | 1953 | 102 | 48 | 1 | .680 |
| 30 | 1955 | 25 | 5 | 0 | .833 | 86 | 1952 | 61 | 24 | 1 | .718 | 152 | 1953 | 103 | 48 | 1 | .682 |
| 31 | 1955 | 25 | 6 | 0 | .806 | 87 | 1952 | 61 | 25 | 1 | .709 | 153 | 1953 | 104 | 48 | 1 | .684 |
| 32 | 1955 | 25 | 7 | 0 | .781 | 88 | 1952 | 61 | 26 | 1 | .701 | 154 | 1953 | 104 | 49 | 1 | .680 |
| 32 | 1977 | 25 | 7 | 0 | .781 | 89 | 1942 | 62 | 27 | 0 | .697 | 155 | 1953 | 105 | 49 | 1 | .682 |
| 33 | 1977 | 26 | 7 | 0 | .788 | 89 | 1955 | 62 | 27 | 0 | .697 | 156 | 1941 | 99 | 54 | 3 | .647 |
| 34 | 1955 | 26 | 8 | 0 | .765 | 90 | 1942 | 63 | 27 | 0 | .700 | 157 | 1941 | 100 | 54 | 3 | .649 |
| 34 | 1977 | 26 | 8 | 0 | .765 | 91 | 1942 | 64 | 27 | 0 | .703 | 158 | 2019 | 102 | 56 | 0 | .646 |
| 35 | 1955 | 27 | 8 | 0 | .771 | 92 | 1942 | 65 | 27 | 0 | .707 | 159 | 2019 | 103 | 56 | 0 | .648 |
| 35 | 1977 | 27 | 8 | 0 | .771 | 93 | 1942 | 65 | 28 | 0 | .699 | 160 | 2019 | 104 | 56 | 0 | .650 |
| 36 | 1977 | 28 | 8 | 0 | .778 | 94 | 1942 | 66 | 28 | 0 | .702 | 161 | 2019 | 105 | 56 | 0 | .652 |
| 37 | 1955 | 28 | 9 | 0 | .757 | 95 | 1942 | 67 | 28 | 0 | .705 | 162 | 2019 | 106 | 56 | 0 | .654 |
| 37 | 1977 | 28 | 9 | 0 | .757 | 96 | 1942 | 68 | 28 | 0 | .708 | | | | | | |
| 38 | 1977 | 29 | 9 | 0 | .763 | 97 | 1942 | 68 | 29 | 0 | .701 | | | | | | |
| 39 | 1977 | 30 | 9 | 0 | .769 | 98 | 1942 | 69 | 29 | 0 | .704 | | | | | | |
| 40 | 1955 | 30 | 10 | 0 | .750 | 99 | 1942 | 70 | 29 | 0 | .707 | | | | | | |
| 40 | 1977 | 30 | 10 | 0 | .750 | 100 | 1942 | 71 | 29 | 0 | .710 | | | | | | |
| 41 | 1955 | 31 | 10 | 0 | .756 | 101 | 1942 | 72 | 29 | 0 | .713 | | | | | | |
| 41 | 1977 | 31 | 10 | 0 | .756 | 102 | 1942 | 72 | 30 | 0 | .706 | | | | | | |
| 42 | 1955 | 32 | 10 | 0 | .762 | 103 | 1942 | 73 | 30 | 0 | .709 | | | | | | |
| 43 | 1955 | 32 | 11 | 0 | .744 | 104 | 1942 | 73 | 30 | 1 | .709 | | | | | | |
| 43 | 1977 | 32 | 11 | 0 | .744 | 105 | 1942 | 74 | 30 | 1 | .712 | | | | | | |
| 44 | 1955 | 33 | 11 | 0 | .750 | 106 | 2017 | 75 | 31 | 0 | .708 | | | | | | |
| 44 | 1977 | 33 | 11 | 0 | .750 | 107 | 2017 | 75 | 32 | 0 | .701 | | | | | | |
| 45 | 1955 | 34 | 11 | 0 | .756 | 108 | 2017 | 76 | 32 | 0 | .704 | | | | | | |
| 46 | 1955 | 35 | 11 | 0 | .761 | 109 | 2017 | 77 | 32 | 0 | .706 | | | | | | |
| 47 | 1955 | 36 | 11 | 0 | .766 | 110 | 2017 | 78 | 32 | 0 | .709 | | | | | | |
| 48 | 1899 | 36 | 11 | 1 | .766 | 111 | 2017 | 79 | 32 | 0 | .712 | | | | | | |
| 49 | 1955 | 37 | 12 | 0 | .755 | 112 | 2017 | 79 | 33 | 0 | .705 | | | | | | |
| 50 | 1955 | 38 | 12 | 0 | .760 | 113 | 2017 | 80 | 33 | 0 | .708 | | | | | | |
| 51 | 1955 | 39 | 12 | 0 | .765 | 114 | 2017 | 81 | 33 | 0 | .711 | | | | | | |
| 52 | 1955 | 40 | 12 | 0 | .769 | 115 | 2017 | 81 | 34 | 0 | .704 | | | | | | |
| 53 | 1955 | 41 | 12 | 0 | .774 | 116 | 2017 | 82 | 34 | 0 | .707 | | | | | | |
| 54 | 1955 | 42 | 12 | 0 | .778 | 117 | 2017 | 83 | 34 | 0 | .709 | | | | | | |
| 55 | 1899 | 41 | 12 | 2 | .774 | 118 | 2017 | 84 | 34 | 0 | .712 | | | | | | |
| 56 | 1899 | 42 | 12 | 2 | .778 | 119 | 2017 | 85 | 34 | 0 | .714 | | | | | | |
| 57 | 1899 | 43 | 12 | 2 | .782 | 120 | 2017 | 86 | 34 | 0 | .717 | | | | | | |
| 58 | 1899 | 43 | 13 | 2 | .768 | 121 | 2017 | 87 | 34 | 0 | .719 | | | | | | |
| 59 | 1899 | 43 | 14 | 2 | .754 | 122 | 2017 | 87 | 35 | 0 | .713 | | | | | | |
| 60 | 1899 | 44 | 14 | 2 | .759 | 123 | 2017 | 88 | 35 | 0 | .715 | | | | | | |
| 61 | 1899 | 44 | 15 | 2 | .746 | 124 | 2017 | 89 | 35 | 0 | .718 | | | | | | |
| 62 | 1955 | 46 | 16 | 0 | .742 | 125 | 2017 | 89 | 36 | 0 | .712 | | | | | | |

LA History

Best Start After...

| | |
|-----------|--------------------|
| 10 Games | 9-1 (1981) |
| 20 Games | 17-3 (1977) |
| 30 Games | 24-6 (1977) |
| 50 Games | 36-14 (1974) |
| 81 Games | 55-26 (1974, 2019) |
| 100 Games | 69-31 (2017) |

Worst Start After...

| | |
|-----------|------------------|
| 10 Games | 2-8 (1976) |
| 20 Games | 7-13 (3 Times) |
| 30 Games | 10-20 (1958) |
| 50 Games | 21-29 (1958, 67) |
| 81 Games | 34-47 (1967, 79) |
| 100 Games | 41-59 (1992) |

H I S T O R Y A N D R E C O R D S

Los Angeles Openers

| Date | Opp. Loc | Starter | Result | Att | Date | Opp. Loc | Starter | Result | Att |
|---------|-----------|------------|-------------------|--------|---------|-----------------|-------------|-------------------|--------|
| 4/15/58 | At SF | Drysdale | LA Lost, 8-0 | 23,448 | 4/4/88 | SF At LA | Valenzuela | LA Lost, 5-1 | 48,484 |
| 4/18/58 | SF At LA | Erskine | LA Won, 6-5 | 78,672 | 4/13/89 | At CIN | Belcher | LA Lost, 6-4 | 55,385 |
| 4/11/59 | At Chi | Drysdale | LA Lost, 6-1 | 12,288 | 4/13/89 | HOU At LA | Belcher | LA Lost, 4-2 | 47,136 |
| 4/14/59 | STL At LA | Podres | LA Lost, 6-2 | 61,552 | 4/9/90 | SD At LA | Hershiser | LA Won, 4-2 | 48,686 |
| 4/12/60 | Chi At LA | Drysdale | LA Won, 3-2 (11) | 67,550 | 4/10/91 | At ATL | Belcher | LA Won, 6-4 | 18,527 |
| 4/11/61 | PHI At LA | Drysdale | LA Won, 6-2 | 50,927 | 4/12/91 | SD At LA | Ojeda | LA Lost, 4-2 | 49,976 |
| 4/10/62 | CIN At LA | Podres | LA Lost, 6-3 | 52,564 | 4/6/92 | SF At LA | Martinez | LA Lost, 8-1 | 49,018 |
| 4/9/63 | At CHC | Drysdale | LA Won, 5-1 | 18,589 | 4/5/93 | At FLA | Hershiser | LA Lost, 6-3 | 42,334 |
| 4/16/63 | CHC At LA | Podres | LA Lost, 2-1 | 33,758 | 4/13/93 | STL At LA | Ke. Gross | LA Lost, 9-7 | 53,529 |
| 4/14/64 | STL At LA | Koufax | LA Won, 4-0 | 50,451 | 4/5/94 | FLA At LA | Hershiser | LA Won, 4-3 | 53,747 |
| 4/12/65 | At NYY | Drysdale | LA Won, 6-1 | 37,999 | 4/25/95 | At FLA | R. Martinez | LA Won, 8-7 | 42,125 |
| 4/20/65 | NYY At LA | Osteen | LA Lost, 3-2 | 36,161 | 4/28/95 | ATL At LA | Astacio | LA Won, 9-1 | 51,181 |
| 4/12/66 | HOU At LA | Osteen | LA Won, 3-2 | 34,520 | 4/1/96 | At HOU | R. Martinez | LA Won, 4-3 | 34,375 |
| 4/10/67 | At CIN | Miller | LA Lost, 6-1 | 28,422 | 4/8/96 | ATL At LA | Nomo | LA Won, 1-0 | 53,180 |
| 4/18/67 | CIN At LA | Osteen | LA Won, 7-2 | 17,947 | 4/1/97 | PHI At LA | R. Martinez | LA Lost, 3-0 | 53,079 |
| 4/10/68 | PHI At LA | Osteen | LA Lost, 2-0 | 28,138 | 3/31/98 | At STL | R. Martinez | LA Lost, 6-0 | 47,972 |
| 4/7/69 | At CIN | Drysdale | LA Won, 3-2 | 30,111 | 4/7/98 | Ari At LA | Park | LA Won, 9-1 | 52,424 |
| 4/15/69 | SD At LA | Osteen | LA Won, 14-0 | 22,200 | 4/5/99 | Ari At LA | Brown | LA Won, 8-6 (11) | 53,109 |
| 4/7/70 | Cin At LA | Osteen | LA Lost, 4-0 | 30,457 | 4/3/00 | At MON | Brown | LA Won, 10-4 | 51,249 |
| 4/5/71 | At HOU | Singer | LA Lost, 5-2 | 22,421 | 4/14/00 | Cin At LA | Hershiser | LA Won, 8-1 | 53,223 |
| 4/9/71 | SD At LA | Singer | LA Lost, 6-3 | 31,413 | 4/2/01 | Mill At LA | Park | LA Won, 1-0 | 53,154 |
| 4/15/72 | At CIN | Sutton | LA Won, 3-1 | 37,895 | 4/2/02 | SF At LA | Brown | LA Lost, 9-2 | 53,356 |
| 4/21/72 | SD At LA | Downing | LA Won, 12-2 | 30,320 | 3/31/03 | LA At ARI | Nomo | LA Won, 8-0 | 47,356 |
| 4/6/73 | At SD | Sutton | LA Lost, 4-2 | 32,019 | 4/7/03 | ARI At LA | Brown | LA Lost, 6-4 (12) | 53,819 |
| 4/11/73 | CIN At LA | Sutton | LA Lost, 4-1 | 24,755 | 4/5/04 | SD At LA | Nomo | LA Lost, 8-2 | 53,850 |
| 4/5/74 | SD At LA | Sutton | LA Won, 8-0 | 31,566 | 4/5/05 | LA At SF | Lowe | LA Lost, 4-2 | 42,788 |
| 4/7/75 | At CIN | Sutton | LA Lost, 2-1 (14) | 52,526 | 4/12/05 | SF At LA | Weaver | LA Won, 9-8 | 55,891 |
| 4/14/75 | CIN At LA | Rau | LA Won, 5-2 | 45,502 | 4/13/06 | ATL At LA | Lowe | LA Lost, 11-10 | 56,000 |
| 4/9/76 | At SF | Sutton | LA Lost, 4-2 | 37,261 | 4/2/07 | LA At MIL | Lowe | LA Lost, 7-1 | 45,341 |
| 4/13/76 | SD At LA | Hooton | LA Lost, 8-5 | 52,703 | 4/9/07 | Col At LA | Schmidt | LA Lost, 6-3 | 56,000 |
| 4/7/77 | SF At LA | Sutton | LA Won, 5-1 | 51,022 | 3/31/08 | SF At LA | Penny | LA Won, 5-0 | 56,000 |
| 4/7/78 | At ATL | Sutton | LA Won, 13-4 | 42,866 | 4/6/09 | LA At SD | Kuroda | LA Won, 4-1 | 45,496 |
| 4/14/78 | ATL At LA | John | LA Won, 5-1 | 38,397 | 4/13/09 | SF At LA | Billingsley | LA Won, 11-1 | 57,099 |
| 4/5/79 | SD At LA | Hooton | LA Lost, 4-3 | 46,536 | 4/5/10 | LA At PIT | Padilla | LA Lost, 11-5 | 39,224 |
| 4/10/80 | At HOU | Hooton | LA Lost, 3-2 | 33,270 | 4/13/10 | Ari At LA | Kershaw | LA Won, 9-5 | 56,000 |
| 4/17/80 | HOU At LA | Sutton | LA Won, 6-4 | 45,476 | 3/31/11 | SF At LA | Kershaw | LA Won, 2-1 | 56,432 |
| 4/9/81 | HOU At LA | Valenzuela | LA Won, 2-0 | 50,511 | 4/5/12 | LA At SD | Lindblom | LA Won, 5-3 | 42,941 |
| 4/6/82 | SF At LA | Reuss | LA Won, 4-3 | 49,662 | 4/10/12 | PIT At LA | Jansen | LA Won, 2-1 | 56,000 |
| 4/5/83 | At HOU | Valenzuela | LA Won, 16-7 | 27,343 | 4/1/13 | SF At LA | Kershaw | LA Won, 4-0 | 53,136 |
| 4/8/83 | MON At LA | Hooton | LA Lost, 8-3 | 45,369 | 3/22/14 | LA At ARI (Aus) | Kershaw | LA Won, 3-1 | 38,266 |
| 4/3/84 | STL At LA | Valenzuela | LA Lost, 11-7 | 50,103 | 4/4/14 | SF At LA | Ryu | LA Lost, 8-4 | 53,493 |
| 4/9/85 | At HOU | Valenzuela | LA Lost, 2-1 | 42,876 | 4/6/15 | SD At LA | Kershaw | LA Won, 6-3 | 53,518 |
| 4/12/85 | SF At LA | Honeycutt | LA Lost, 4-1 | 46,910 | 4/4/16 | LA At SD | Kershaw | LA Won, 15-0 | 44,317 |
| 4/7/86 | SD At LA | Valenzuela | LA Won, 2-1 | 49,444 | 4/12/16 | ARI At LA | Maeda | LA Lost, 4-2 | 53,279 |
| 4/6/87 | At HOU | Hershiser | LA Lost, 4-3 | 44,585 | 4/3/17 | SD At LA | Kershaw | LA Won, 14-3 | 53,701 |
| 4/9/87 | SF At LA | Welch | LA Lost, 8-1 | 46,289 | 3/29/18 | SF At LA | Kershaw | LA Lost, 1-0 | 53,595 |
| | | | | | 3/28/19 | ARI At LA | Ryu | LA Won, 12-5 | 53,086 |

1945-2019 Dodger Opening Day Lineups

| | | | | | | | | | | | | | | | | | |
|-------------|---|--|-------------|--|--|-------------|--|--|-------------|--|--|-------------|--|---|-------------|--|---|
| 1945 | Bordagaray Olmo Galan Walker Hart Owen Sandlock Durocher Davis | LF CF 1B RF 3B C SS 2B P | 1949 | Abrams Reese Snider Robinson Furillo Cox Hodges Campanella Hatten | LF SS CF 2B RF 3B 1B C P | 1953 | Gilliam Reese Snider Robinson Campanella Thompson Hodges Furillo Erskine | 2B SS CF 3B C LF 1B RF P | 1957 | Gilliam Cimoli Snider Furillo Hodges Neal Gray Furillo Walker Drysedale | 2B SS CF CF 1B C 3B C P | 1961 | Willis W. Davis T. Davis Snider Moon Larker Neal Roseboro Drysedale | SS CF 3B RF LF 1B 2B SS P | 1965 | Willis Parker W. Davis T. Davis Roseboro Lefebvre Fairly Kennedy Drysedale | SS 1B CF LF C 2B 3B P |
| 1946 | Reese Herman Whitman Hermanski Graham Furillo Riggs Anderson Gregg | SS 2B LF RF 1B CF 3B C P | 1950 | Reese Shuba Snider Robinson Furillo Hodges Morgan Campanella Newcombe | SS LF CF 2B RF 1B 3B C P | 1954 | Gilliam Reese Snider Robinson Campanella Hodges Furillo Cox Erskine | 2B SS CF LF C 1B RF 3B P | 1958 | Cimoli Reese Snider Hodges Neal Gray Furillo Walker Drysedale | CF SS LF 1B 2B 3B RF C P | 1962 | Willis Gilliam Moon Snider Roseboro Fairly Spencer W. Davis Podres | SS 2B LF RF C C CF P | 1966 | Willis Parker W. Davis Fairly Lefebvre Johnson Roseboro Oliver Osteen | SS 1B CF CF C LF C 2B P |
| 1947 | Stanky Robinson Furillo Walker Hermanski Edwards Jorgensen Reese Hatten | 2B 1B CF CF LF C 3B SS P | 1951 | Thompson Furillo Snider Robinson Hodges Campanella Reese Bridges Erskine | RF LF CF 2B 1B 3B C SS P | 1955 | Gilliam Reese Snider Hodges Amoros Robinson Furillo Campanella Erskine | 2B SS CF 1B LF 3B RF C P | 1959 | Fairly Moon Roseboro Snider Neal Hodges Zimmer Baxes Drysedale | RF LF C CF 2B 3B SS 3B P | 1963 | Willis Oliver W. Davis T. Davis Skowron Roseboro Fairly McMullen Drysedale | SS 2B CF LF 1B C RF 3B P | 1967 | Parker Hunt Johnson Fairly Lefebvre Roseboro Bailey Michael Miller | CF 2B LF CF C C LF SS P |
| 1948 | Robinson Vaughan Ward Furillo Reese Whitman Cox Hodges Barney | 2B LF 1B CF SS RF C 3B P | 1952 | Reese Cox Robinson Campanella Pafko Snider Hodges Furillo Roe | SS 3B CF C LF CF 1B RF P | 1956 | Gilliam Reese Snider Campanella Hodges Robinson Furillo Neal Newcombe | LF SS CF C 1B 3B RF 2B P | 1960 | Gilliam Neal Moon Snider Hodges Roseboro Demeter Willis Drysedale | 3B 2B LF RF 1B C CF SS P | 1964 | Willis Gilliam W. Davis T. Davis Fairly Howard Roseboro Werhas Koufax | SS 2B CF LF 1B RF C 3B P | 1968 | W. Davis Versalles Ferrara Bailey Fairly Popovich Haller Osteen | CF SS LF RF 3B 2B C P |

1945-2019 Dodger Opening Day Lineups (Continued)

| | | | | | | | | | | | |
|---|--|---|--|---|---|---|---|--|--|--|--|
| 1969 Crawford Gabrielson Sudakis 1B Kosco Haller Lefebvre Sizemore Drysdale | CF RF 3B 1B LF C 2B SS P | 1978 Lopes Russell Smith Cey Garvey Baker Monday Yeager Sutton | 2B SS RF 3B 1B LF CF C P | 1987 Sax Duncan Madlock Marshall Stubbs Landreaux Scioscia Ramsey Hershiser | 2B SS RF 3B 1B LF CF C P | 1996 Deshields Butler Piazza Karros Mondesi Blowers Hollandsworth Gagne R. Martinez | 2B CF C RF 1B LF SS P | 2005 Izturis Choi Drew Kent Bradley Valentin Ledee Phillips Lowe | SS 1B RF 2B CF 3B LF C P | 2014 Puig Turner Ramirez Gonzalez Van Slyke Uribe Ethier Ellis Kershaw | RF 2B SS 1B LF CF C P |
| 1970 Wills Buckner W. Davis Crawford Parker Garvey Haller Sizemore Osteen | SS LF CF RF 1B 3B C 2B P | 1979 Lopes Russell Smith Garvey Cey Baker Monday Yeager Hooton | 2B SS RF 1B 3B LF CF C P | 1988 Sax Griffin Gibson Guerrero Marshall Shelby Davis Scioscia Valenzuela | 2B SS LF 1B 3B CF C P | 1997 Butler Guerrero Mondesi Piazza Karros Zeile Hollandsworth Gagne R. Martinez | CF 2B RF C 1B 3B LF SS P | 2006 Furcal Cruz Drew Kent Saenz Mueller Alomar Jr. Repko Lowe | SS LF RF 2B 1B 3B C CF P | 2015 Rollins Puig Gonzalez Kendrick Crawford Uribe Pederson Ellis Kershaw | SS RF 1B 2B LF 3B CF C P |
| 1971 Wills Buckner W. Davis Parker Allen Sims Garvey Russell Singer | SS RF CF 1B LF C 3B 2B P | 1980 Lopes Law Smith Garvey Baker Cey Thomas Yeager Hooton | 2B CF RF 1B LF 3B SS C P | 1989 Randolph Griffin Gibson Murray Marshall Shelby Hamilton Scioscia Belcher | 2B SS LF 1B RF CF C P | 1998 Young Vizcaino Piazza Zeile Mondesi Konerko Hollandsworth Hubbard R. Martinez | 2B SS C 3B RF 1B LF CF P | 2007 Pierre Martin Garcia Kent Gonzalez Betemit Ethier Martinez Lowe | CF C 1B 2B LF 3B RF SS P | 2017 Toles Seager Turner Gonzalez Puig Crawford Pederson Ellis Kershaw | LF SS 3B 1B RF LF CF C P |
| 1972 Wills Buckner W. Davis Robinson Lefebvre Crawford Sims Grabarkewitz Sutton | SS 1B CF RF 2B LF C 3B P | 1981 Lopes Landreaux Baker Garvey Cey Guerrero Scioscia Russell Valenzuela | 2B CF LF 1B 3B RF C SS P | 1990 Samuel Randolph Brooks Murray Daniels Hamilton Scioscia Griffin Hershiser | CF 2B RF 1B LF 3B SS P | 1999 Young Grudzielanek Sheffield Mondesi White Karros Hundley Beltre Brown | 2B SS LF RF CF 1B 3B C P | 2008 Furcal Ethier Kemp Kent Jones Martin Loney Dewitt Penny | SS LF RF 2B CF C 1B 3B P | 2018 Taylor Seager Puig Hernandez Bellingher Kemp Grandal Forsythe Kershaw | CF SS RF 2B CF C RF P |
| 1973 Lacy Mota Buckner W. Davis Crawford Ferguson McMullen Russell Sutton | 2B LF 1B CF RF C 3B SS P | 1982 Sax Landreaux Baker Garvey Cey Guerrero Yeager Russell Reuss | 2B CF LF 1B 3B RF C SS P | 1991 Butler Samuel Strawberry Murray Daniels Harris Scioscia Griffin Belcher | CF 2B RF 1B LF 3B CF SS P | 2000 White Grudzielanek Sheffield Green Karros Hundley Beltre Elster Brown | CF 2B LF RF 1B 3B C SS P | 2009 Furcal Hudson Ramirez Ethier Martin Loney Kemp Blake Kuroda | SS 2B LF RF C 1B CF 3B P | 2019 Pederson Seager Turner Muncy Pollock Bellingher Hernandez Barnes Ryu | RF SS 3B 1B CF RF 2B C P |
| 1974 Lopes Buckner Wynn Ferguson Crawford Cey Joshua Yeager Russell Sutton | 2B 1B CF C RF 3B LF SS P | 1983 Sax Landreaux Baker Guerrero Brock Marshall Russell Yeager Valenzuela | 2B CF LF 3B 1B RF SS C P | 1992 Butler Harris Daniels Strawberry Davis Sax Scioscia Offerman R. Martinez | CF 3B 1B RF LF 2B C SS P | 2001 Goodwin Grudzielanek Sheffield Green Karros Donnels Kreuter Cora Park | CF 2B RF LF 1B 3B C SS P | 2010 Furcal Martin Ethier Ramirez Kemp Loney Blake Dewitt Padilla | SS C RF LF CF 1B 3B 2B P | Most O.D. Starts In L.A. Dodger History | Scioscia (10) Karros (9) Lopes (7) Cey (9) W. Davis (11) Ethier (6) Baker (7) Kershaw (8) |
| 1975 Lopes Buckner Wynn Ferguson Garvey Cey Yeager Russell Sutton | 2B LF CF RF 1B 3B C SS P | 1984 Sax Oliver Russell Guerrero Marshall Maldonado Rivera Scioscia Valenzuela | 2B CF LF 3B 1B RF 3B C P | 1993 Offerman Butler Strawberry Davis Wallach Karros Piazza Reed Hershiser | SS CF CF LF 1B C 2B P | 2002 Roberts Izturis Lo Duca Green Jordan Beltre Karros Grudzielanek Brown | CF SS CF RF LF 3B 2B 1B P | 2011 Furcal Gwynn Ethier Kemp Loney Uribe Barajas Carroll Kershaw | SS LF RF CF 1B 3B C 2B P | L.A. Opening Day Facts And Figures | L.A. Dodgers Win/Loss Record: 34-28 |
| 1976 Buckner Sizemore Baker Garvey Cey Ferguson Yeager Russell Sutton | LF 2B CF 1B 3B RF C SS P | 1985 Duncan Landreaux Oliver Guerrero Marshall Scioscia Bream Anderson Valenzuela | 2B CF LF 3B RF SS SS P | 1994 Deshields Butler Piazza Green Wallach Rodriguez Mondesi Offerman Hershiser | 2B CF CF C 1B LF SS SS P | 2003 Roberts Lo Duca Green Jordan McGriff Beltre Cabrera Izturis Nomo | CF C RF LF 1B 3B 2B 1B P | 2012 Gordon M. Ellis Kemp Ethier Rivera Loney Uribe A. Ellis Kershaw | SS 2B CF RF LF 1B 3B C P | Record In Extra-Inning Games: 2-1 | Most Victories |
| 1977 Lopes Russell Smith Cey Garvey Monday Baker Yeager Sutton | 2B SS RF 3B 1B CF LF C P | 1986 Duncan Landreaux Madlock Brock Marshall Stubbs Scioscia Sax Valenzuela | SS CF LF 3B RF LF C 2B P | 1995 Deshields Offerman Mondesi Piazza Karros Rodriguez Ashley Hansen R. Martinez | 2B SS CF C 1B RF LF 3B P | 2004 Deshields Izturis Bradley Green Lo Duca Encarnacion Beltre Cora Nomo | LF SS CF RF 1B CF 3B 2B P | 2013 Crawford M. Ellis Gonzalez Ethier Cruz A. Ellis Sellers Kershaw | LF 2B CF 1B RF 3B SS C P | Drysdale Kershaw Sutton Valenzuela R. Martinez Brown | 5 5 4 2 2 2 |
| | | | | | | | | | | Highest Home Attendance 57,099 | 2009 |

H I S T O R Y A N D R E C O R D S

MLB Postseason Appearances And Championships

| Team | Most Postseason Appearances | Appearances |
|----------------------|-----------------------------|-------------|
| BAL/NY Yankees | | 55 |
| BRK/LA Dodgers | | 33 |
| BOS/MIL/ATL Braves | | 32 |
| STL Cardinals | | 29 |
| PHI/KC/OAK Athletics | | 28 |
| NY/SF Giants | | 26 |

| Team | Most World Series Appearances | Appearances |
|----------------------|-------------------------------|-------------|
| BAL/NY Yankees | | 40 |
| NY/SF Giants | | 20 |
| BRK/LA Dodgers | | 20 |
| STL Cardinals | | 19 |
| BOS/MIL/ATL Braves | | 17 |
| PHI/KC/OAK Athletics | | 14 |

Most World Series Titles

| Team | Titles |
|-------------------------------|--------|
| Baltimore/New York Yankees | 27 |
| St Louis Cardinals | 11 |
| Phi/Kc/Oakland Athletics | 9 |
| New York/San Francisco Giants | 8 |
| Boston Red Sox | 8 |

Division Series Results

| Year | Game | Date | W/L, Score | Winner | Losers | Att. | Year | Game | Date | W/L, Score | Winner | Losers | Att. |
|------|--------------|--------------|-------------|-------------|-------------|--------|------|--------------|--------------|------------|-------------|-------------|--------|
| 1981 | 1 | 10-6 At HOU | L, 1-3 | Ryan | Stewart | 44,836 | 2014 | 1 | 10-3 At LA | L, 9-10 | Gonzales | Kershaw | 52,265 |
| | 2 | 10-7 At HOU | L, 0-1 (11) | Sambito | Stewart | 42,398 | | 2 | 10-4 At LA | W, 3-2 | League | Neshek | 54,599 |
| | 3 | 10-9 At LA | W, 6-1 | Hooton | Knipper | 46,820 | | 3 | 10-6 At STL | L, 1-3 | Lackey | Elbert | 47,574 |
| | 4 | 10-10 At LA | W, 2-1 | Valenzuela | Ruhle | 55,983 | | 4 | 10-7 At STL | L, 2-3 | Gonzales | Kershaw | 46,906 |
| | 5 | 10-11 At LA | W, 4-0 | Reuss | Ryan | 55,979 | | 1 | 10-9 At LA | L, 1-3 | Degrom | Kershaw | 54,428 |
| 1995 | 1 | 10-3 At LA | L, 2-7 | Schourek | R. Martinez | 44,199 | 2 | 10-10 At LA | W, 5-2 | Greinke | Syndergaard | 54,455 | |
| | 2 | 10-4 At LA | L, 4-6 | Burba | Osuna | 46,051 | 3 | 10-12 At NYM | L, 7-13 | Harvey | Anderson | 44,276 | |
| | 3 | 10-6 At Cin. | L, 1-10 | Wells | Nomo | 53,276 | 4 | 10-13 At NYM | W, 3-1 | Kershaw | Matz | 44,183 | |
| 1996 | 1 | 10-2 At LA | L, 1-2 | Smoltz | Osuna | 47,428 | 5 | 10-15 At LA | L, 2-3 | Degrom | Greinke | 54,602 | |
| | 2 | 10-3 At LA | L, 2-3 | Maddux | Valdes | 51,916 | 2016 | 1 | 10-7 At WAS | W, 4-3 | Kershaw | Scherzer | 43,915 |
| | 3 | 10-5 At ATL | L, 2-5 | Glavine | Nomo | 52,529 | | 2 | 10-9 At WAS | L, 2-5 | Treinen | Hill | 43,826 |
| 1 | 10-5 At STL | L, 3-8 | Williams | Perez | 52,127 | 3 | | 10-10 At LA | L, 3-8 | Solis | Maeda | 53,901 | |
| 2004 | 2 | 10-7 At STL | L, 3-8 | Haren | Weaver | 52,228 | 4 | 10-11 At LA | W, 6-5 | Blanton | Treinen | 49,617 | |
| | 3 | 10-9 At LA | W, 4-0 | Lima | Morris | 55,942 | 5 | 10-13 At WAS | W, 4-3 | Urias | Rzepczynski | 43,936 | |
| | 4 | 10-10 At LA | L, 2-6 | Suppan | Perez | 56,268 | 2017 | 1 | 10-6 Vs. ARI | W, 9-5 | Kershaw | Walker | 54,707 |
| 2006 | 1 | 10-4 At NYM | L, 5-6 | Mota | PenNYM | 56,979 | | 2 | 10-7 Vs. ARI | W, 8-5 | Maeda | Ray | 54,726 |
| 2 | 10-5 At NYM | L, 1-4 | Glavine | Kuo | 57,029 | 3 | | 10-9 At ARI | W, 3-1 | Darvish | Greinke | 48,641 | |
| 2008 | 3 | 10-7 At LA | L, 5-9 | Feliciano | Broxton | 56,293 | 2018 | 1 | 10-4 Vs. ATL | W, 6-0 | Ryu | Foltynewicz | 50,947 |
| | 1 | 10-1 At CHC | W, 7-2 | Lowe | Dempster | 42,099 | | 2 | 10-5 Vs. ATL | W, 3-0 | Kershaw | Sanchez | 54,452 |
| | 2 | 10-2 At CHC | W, 10-3 | Billingsley | Zambrano | 42,136 | | 3 | 10-7 At ATL | L, 5-6 | Toussaint | Wood | 42,385 |
| 2009 | 3 | 10-4 At LA | W, 3-1 | Kuroda | Harden | 56,000 | 4 | 10-8 At ATL | W, 6-2 | Madson | Venters | 39,586 | |
| | 1 | 10-7 At LA | W, 5-3 | Weaver | Carpenter | 56,000 | 2019 | 1 | 10-3 Vs. WAS | W, 6-0 | Buehler | Corbin | 53,095 |
| | 2 | 10-8 At LA | W, 3-2 | Sherrill | Franklin | 51,819 | | 2 | 10-4 Vs. WAS | L, 2-4 | Strasburg | Kershaw | 53,086 |
| 3 | 10-10 At STL | W, 5-1 | Padilla | Pineiro | 47,296 | 3 | | 10-6 At WAS | W, 10-4 | Ryu | Corbin | 43,423 | |
| 2013 | 1 | 10-3 At ATL | W, 6-1 | Kershaw | Medlen | 43,021 | 4 | 10-7 At WAS | L, 1-6 | Scherzer | Urias | 36,847 | |
| | 2 | 10-4 At ATL | L, 3-4 | Minor | Greinke | 48,966 | 5 | 10-9 vs. WAS | L, 3-7 (10) | Hudson | Kelly | 54,159 | |
| | 3 | 10-6 At LA | W, 13-6 | Capuano | Teheren | 54,646 | | | | | | | |
| | 4 | 10-7 At LA | W, 4-3 | Wilson | Carpenter | 54,438 | | | | | | | |

Championship Series Results

| Year | Game | Date | W/L, Score | Winner | Losers | Att. | Year | Game | Date | W/L, Score | Winner | Losers | Att. |
|------|------|--------------|-------------|-------------|-------------|--------|------|---------------|---------------|------------|------------|------------|--------|
| 1974 | 1 | 10-5 At PIT | W, 3-0 | Sutton | Reuss | 40,638 | 2009 | 1 | 10-15 At LA | L, 6-8 | Hamels | Kershaw | 56,000 |
| | 2 | 10-6 At PIT | W, 5-2 | Messersmith | Giusti | 49,247 | | 2 | 10-16 At LA | W, 3-2 | Kuo | Park | 56,000 |
| | 3 | 10-8 At LA | L, 0-7 | Kison | Rau | 55,953 | | 3 | 10-18 At PHI | L, 0-11 | Lee | Kuroda | 45,721 |
| | 4 | 10-9 At LA | W, 12-1 | Sutton | Reuss | 54,424 | | 4 | 10-19 At PHI | L, 4-5 | Lidge | Broxton | 46,157 |
| 1977 | 1 | 10-4 At LA | L, 5-7 | Garber | Sosa | 55,968 | 5 | 10-21 At PHI | L, 4-10 | Durbin | Padilla | 46,214 | |
| | 2 | 10-5 At LA | W, 7-1 | Sutton | Lomborg | 55,973 | 2013 | 1 | 10-11 At STL | L, 2-3 | Lynn | Withrow | 46,691 |
| | 3 | 10-7 At PHI | W, 6-5 | Rautzhan | Garber | 63,719 | | 2 | 10-12 At STL | L, 0-1 | Wacha | Kershaw | 46,872 |
| | 4 | 10-8 At PHI | W, 4-1 | John | Carlton | 64,924 | | 3 | 10-14 Vs. STL | W, 3-0 | Ryu | Wainwright | 53,940 |
| 1978 | 1 | 10-4 At Phi | W, 9-5 | Welch | Christenson | 63,460 | | 4 | 10-15 Vs. STL | L, 2-4 | Lynn | Nolasco | 53,992 |
| | 2 | 10-5 At Phi | W, 4-0 | John | Ruthven | 60,642 | 5 | 10-16 Vs. STL | W, 6-4 | Greinke | Kelly | 53,183 | |
| | 3 | 10-6 At LA | L, 4-9 | Carlton | Sutton | 55,043 | 6 | 10-18 At STL | L, 0-9 | Wacha | Kershaw | 46,899 | |
| | 4 | 10-7 At LA | W, 4-3 (10) | Forster | Mograw | 55,124 | 2016 | 1 | 10-15 At CHC | L, 4-8 | Chapman | Blanton | 42,376 |
| 1981 | 1 | 10-13 At LA | W, 5-1 | Hooton | Gullickson | 51,273 | | 2 | 10-16 At CHC | W, 1-0 | Kershaw | Hendricks | 42,384 |
| | 2 | 10-14 At LA | L, 0-3 | Burris | Valenzuela | 53,463 | | 3 | 10-18 Vs. CHC | W, 6-0 | Hill | Arrieta | 54,269 |
| | 3 | 10-16 At MON | L, 1-4 | Rogers | Reuss | 54,372 | | 4 | 10-19 Vs. CHC | L, 2-10 | Montgomery | Urias | 54,449 |
| | 4 | 10-17 At MON | W, 7-1 | Hooton | Gullickson | 54,499 | | 5 | 10-20 Vs. CHC | L, 4-8 | Lester | Blanton | 54,449 |
| | 5 | 10-19 At MON | W, 2-1 | Valenzuela | Rogers | 36,491 | | 6 | 10-22 At CHC | L, 0-5 | Hendricks | Kershaw | 42,386 |
| 1983 | 1 | 10-4 At LA | L, 0-1 | Carlton | Reuss | 55,254 | 2017 | 1 | 10-14 Vs. CHC | W, 5-2 | Maeda | Rondon | 54,289 |
| | 2 | 10-5 At LA | W, 4-1 | Valenzuela | Denny | 55,967 | | 2 | 10-15 Vs. CHC | W, 4-1 | Jansen | Duensing | 54,479 |
| | 3 | 10-7 At PHI | L, 2-7 | Hudson | Welch | 53,490 | | 3 | 10-17 At CHC | W, 6-1 | Darvish | Hendricks | 41,871 |
| | 4 | 10-8 At PHI | L, 2-7 | Carlton | Reuss | 64,494 | | 4 | 10-18 At CHC | L, 2-3 | Arrieta | Wood | 42,195 |
| 1985 | 1 | 10-9 At LA | W, 4-1 | Valenzuela | Tudor | 55,270 | 5 | 10-19 At CHC | W, 11-1 | Kershaw | Quintana | 42,735 | |
| | 2 | 10-10 At LA | W, 8-2 | Hershiser | Andujar | 55,222 | 1 | 10-12 At MIL | L, 5-6 | Woodruff | Kershaw | 43,615 | |
| | 3 | 10-12 At STL | L, 2-4 | Cox | Welch | 53,708 | 2 | 10-13 At MIL | W, 4-3 | Baez | Jeffress | 43,905 | |
| | 4 | 10-13 At STL | L, 2-12 | Tudor | Reuss | 53,708 | 3 | 10-15 Vs. MIL | L, 0-4 | Chacin | Buehler | 52,793 | |
| | 5 | 10-14 At STL | L, 2-3 | Lahti | Niedenfuher | 53,708 | 4 | 10-16 Vs. MIL | W, 2-1 | Urias | Guerra | 53,764 | |
| | 6 | 10-16 At LA | L, 5-7 | Worrell | Niedenfuher | 55,208 | 5 | 10-17 Vs. MIL | W, 2-2 | Kershaw | Woodruff | 54,502 | |
| 1988 | 1 | 10-4 At LA | L, 2-3 | Myers | J. Howell | 55,582 | 6 | 10-19 At MIL | L, 2-7 | Knebel | Ryu | 43,619 | |
| | 2 | 10-5 At LA | W, 6-3 | Belcher | Cone | 55,780 | 7 | 10-20 At NYM | W, 5-1 | Madson | Chacin | 44,097 | |
| | 3 | 10-8 At NYM | L, 4-8 | Myers | Peña | 44,672 | | | | | | | |
| | 4 | 10-9 At NYM | W, 5-4 (12) | Peña | McDowell | 54,014 | | | | | | | |
| | 5 | 10-10 At NYM | W, 7-4 | Belcher | Fernandez | 52,069 | | | | | | | |
| | 6 | 10-11 At LA | L, 1-5 | Cone | Leary | 55,885 | | | | | | | |
| | 7 | 10-12 At LA | W, 6-0 | Hershiser | Darling | 55,693 | | | | | | | |
| 2008 | 1 | 10-9 At PHI | L, 2-3 | Hamels | Lowe | 45,839 | | | | | | | |
| | 2 | 10-10 At PHI | L, 5-8 | Myers | Billingsley | 45,883 | | | | | | | |
| | 3 | 10-12 At LA | W, 7-2 | Kuroda | Moyer | 56,800 | | | | | | | |
| | 4 | 10-13 At LA | L, 5-7 | Madson | Wade | 56,800 | | | | | | | |
| | 5 | 10-15 At LA | L, 1-5 | Hamels | Billingsley | 56,800 | | | | | | | |

HISTORY AND RECORDS

World Series Results

| Year | Game Date | W/L Score | Winner | Loser | Att. | Year | Game Date | W/L Score | Winner | Loser | Att. |
|------|----------------|-------------|------------|----------|--------|------|----------------|---------------|---------------|-------------|--------|
| 1916 | 1 10-7 At BOS | L, 5-6 | Shore | Marquard | 36,117 | 1963 | 1 10-2 At NYY | W, 5-2 | Koufax | Ford | 69,000 |
| | 2 10-9 At BOS | L, 1-2 (14) | Ruth | Smith | 41,373 | | 2 10-3 At NYY | W, 4-1 | Podres | Downing | 66,455 |
| | 3 10-10 At BRK | W, 4-3 | Coombs | Mays | 21,087 | | 3 10-5 At LA | W, 1-0 | Drysdale | Bouton | 55,912 |
| | 4 10-11 At BRK | L, 2-6 | Leonard | Marquard | 21,662 | | 4 10-6 At LA | W, 2-0 | Koufax | Ford | 55,912 |
| | 5 10-12 At BOS | L, 1-4 | Shore | Pfeffer | 42,620 | 1965 | 1 10-6 At MIN | L, 2-8 | Grant | Drysdale | 47,797 |
| 1920 | 1 10-5 At BRK | L, 1-3 | Coveleski | Marquard | 23,573 | | 2 10-7 At MIN | L, 1-5 | Kaats | Koufax | 48,700 |
| | 2 10-6 At BRK | W, 3-0 | Grimes | Bagby | 22,559 | | 3 10-9 At LA | W, 4-0 | Osteen | Pascual | 55,934 |
| | 3 10-7 At BRK | W, 2-1 | S. Smith | Caldwell | 25,088 | | 4 10-10 At LA | W, 7-2 | Drysdale | Grant | 55,920 |
| | 4 10-9 At CLE | L, 1-5 | Coveleski | Cadore | 25,734 | | 5 10-11 At LA | W, 7-0 | Kaats | Kaats | 55,801 |
| | 5 10-10 At CLE | L, 1-8 | Bagby | Grimes | 26,884 | | 6 10-13 At MIN | L, 1-5 | Grant | Osteen | 49,578 |
| | 6 10-11 At CLE | L, 0-1 | Malis | S. Smith | 27,194 | | 7 10-14 At MIN | W, 2-0 | Koufax | Kaats | 50,596 |
| | 7 10-12 At CLE | L, 0-3 | Coveleski | Grimes | 27,525 | 1966 | 1 10-5 At LA | L, 2-5 | Drabowsky | Drysdale | 55,941 |
| 1941 | 1 10-1 At NYY | L, 2-3 | Ruffing | Davis | 68,540 | | 2 10-6 At LA | L, 0-6 | Palmer | Koufax | 55,947 |
| | 2 10-2 At NYY | W, 3-2 | Wyatt | Chandler | 66,248 | | 3 10-8 At BAL | L, 0-1 | Bunker | Osteen | 54,445 |
| | 3 10-4 At BRK | L, 1-2 | Russo | Casey | 33,100 | | 4 10-9 At BAL | L, 0-1 | McNally | Drysdale | 54,458 |
| | 4 10-5 At BRK | L, 4-7 | Murphy | Casey | 33,813 | 1974 | 1 10-12 At LA | L, 2-3 | Fingers | Messersmith | 55,974 |
| | 5 10-6 At BRK | L, 1-3 | Banham | Wyatt | 34,072 | | 2 10-13 At LA | W, 3-2 | Sutton | Blue | 55,989 |
| 1947 | 1 9-30 At NYY | L, 3-5 | Shea | Branca | 73,365 | | 3 10-15 At OAK | L, 2-3 | Hunter | Downing | 49,347 |
| | 2 10-1 At NYY | L, 3-10 | Reynolds | Lombardi | 69,865 | | 4 10-16 At OAK | L, 2-5 | Holtzman | Messersmith | 49,347 |
| | 3 10-2 At BRK | W, 9-8 | Casey | Newsom | 33,098 | | 5 10-17 At OAK | L, 2-3 | Odum | Marshall | 49,347 |
| | 4 10-3 At BRK | W, 3-2 | Casey | Bevens | 33,443 | 1977 | 1 10-11 At NYY | L, 3-4 (12) | Lyle | Rhoden | 56,668 |
| | 5 10-4 At BRK | L, 1-2 | Shea | Barney | 34,379 | | 2 10-12 At NYY | W, 1-1 | Hooton | Hunter | 56,691 |
| | 6 10-5 At NYY | W, 8-6 | Branca | Page | 74,065 | | 3 10-14 At LA | L, 3-5 | Torrez | John | 55,992 |
| | 7 10-6 At NYY | L, 2-5 | Page | Gregg | 71,548 | | 4 10-15 At LA | L, 2-4 | Guidry | Rau | 55,995 |
| 1949 | 1 10-5 At NYY | L, 0-1 | Reynolds | Newcombe | 66,230 | | 5 10-16 At LA | W, 10-4 | Sutton | Gullett | 55,955 |
| | 2 10-6 At NYY | W, 1-0 | Roe | Raschi | 70,053 | | 6 10-18 At NYY | L, 4-8 | Torrez | Hooton | 56,407 |
| | 3 10-7 At BRK | L, 3-4 | Page | Branca | 32,788 | 1978 | 1 10-10 At LA | W, 11-5 | John | Figueroa | 55,997 |
| | 4 10-8 At BRK | L, 4-6 | Lopat | Newcombe | 33,934 | | 2 10-11 At LA | W, 4-3 | Hooton | Hunter | 55,982 |
| | 5 10-9 At BRK | L, 6-10 | Raschi | Barney | 33,711 | | 3 10-13 At NYY | L, 1-5 | Guidry | Sutton | 56,447 |
| 1952 | 1 10-1 At BRK | W, 4-2 | Black | Reynolds | 34,861 | | 4 10-14 At NYY | L, 3-4 (10) | Gossage | Welch | 56,445 |
| | 2 10-2 At BRK | L, 1-7 | Raschi | Erskine | 33,792 | | 5 10-15 At NYY | L, 2-12 | Beattie | Hooton | 56,448 |
| | 3 10-3 At NYY | W, 5-3 | Roe | Lopat | 66,698 | | 6 10-17 At LA | L, 2-7 | Hunter | Sutton | 55,985 |
| | 4 10-4 At NYY | L, 0-2 | Reynolds | Black | 71,787 | 1981 | 1 10-20 At NYY | L, 3-5 | Guidry | Reuss | 56,470 |
| | 5 10-5 At NYY | W, 6-5 (11) | Erskine | Sain | 70,536 | | 2 10-21 At NYY | L, 0-3 | John | Hooton | 56,505 |
| | 6 10-6 At BRK | L, 2-3 | Raschi | Loes | 33,195 | | 3 10-23 At LA | W, 5-4 | Valenzuela | Frazier | 56,236 |
| | 7 10-7 At BRK | L, 2-4 | Reynolds | Black | 33,195 | | 4 10-24 At LA | W, 8-7 | Howe | Frazier | 56,242 |
| 1953 | 1 9-30 At NYY | L, 5-9 | Sain | Labine | 69,374 | | 5 10-25 At LA | W, 2-1 | Reuss | Guidry | 56,115 |
| | 2 10-1 At NYY | L, 2-4 | Lopat | Roe | 66,786 | | 6 10-28 At NYY | W, 9-2 | Hooton | Frazier | 56,513 |
| | 3 10-2 At BRK | W, 3-2 | Erskine | Raschi | 35,270 | 1988 | 1 10-15 At LA | W, 5-4 | Peña | Eckersley | 55,983 |
| | 4 10-3 At BRK | W, 7-3 | Loes | Ford | 36,775 | | 2 10-16 At LA | W, 6-0 | Hershiser | Davis | 56,051 |
| | 5 10-4 At BRK | L, 7-11 | McDonald | Podres | 36,775 | | 3 10-18 At OAK | L, 1-2 | Honeycutt | Howell | 49,316 |
| | 6 10-5 At NYY | L, 3-4 | Reynolds | Labine | 62,370 | | 4 10-19 At OAK | W, 4-3 | Belcher | Stewart | 49,317 |
| 1955 | 1 9-28 At NYY | L, 5-6 | Ford | Newcombe | 63,869 | | 5 10-20 At OAK | W, 5-2 | Hershiser | Davis | 49,317 |
| | 2 9-29 At NYY | L, 2-4 | Byrne | Loes | 64,707 | 2017 | 1 10-24 At LA | W, 3-1 | Kershaw | Keuchel | 54,253 |
| | 3 9-30 At BRK | W, 8-3 | Podres | Turley | 34,209 | | 2 10-25 At LA | L, 6-7 (11) | Devenski | Mccarthy | 54,293 |
| | 4 10-1 At BRK | W, 8-5 | Labine | Larsen | 36,242 | | 3 10-27 At HOU | L, 3-5 | Mccullers Jr. | Darvish | 43,282 |
| | 5 10-2 At BRK | W, 5-3 | Craig | Crim | 36,796 | | 4 10-28 At HOU | W, 6-2 | Watson | Giles | 43,322 |
| | 6 10-3 At NYY | L, 1-5 | Ford | Spooner | 64,022 | | 5 10-29 At HOU | L, 12-13 (10) | Musgrove | Jansen | 43,300 |
| | 7 10-4 At NYY | W, 2-0 | Podres | Byrne | 62,465 | | 6 10-31 At LA | W, 3-1 | Watson | Verlander | 54,128 |
| 1956 | 1 10-3 At BRK | W, 6-3 | Maglie | Ford | 34,479 | | 7 11-1 At LA | L, 1-5 | Morton | Darvish | 54,124 |
| | 2 10-5 At BRK | W, 13-8 | Bessent | Morgan | 36,217 | 2018 | 1 10-23 At BOS | L, 4-8 | Barnes | Kershaw | 38,454 |
| | 3 10-6 At NYY | L, 3-5 | Ford | Craig | 73,977 | | 2 10-24 At BOS | L, 2-4 | Price | Ryu | 38,644 |
| | 4 10-7 At NYY | L, 2-6 | Sturdivant | Erskine | 69,705 | | 3 10-26 At LA | W, 3-2 (18) | Wood | Eovaldi | 53,114 |
| | 5 10-8 At NYY | L, 0-2 | Larsen | Maglie | 64,519 | | 4 10-27 At LA | L, 6-9 | Kelly | Floro | 54,400 |
| | 6 10-9 At BRK | W, 1-0 (10) | Labine | Turley | 33,224 | | 5 10-28 At LA | L, 1-5 | Price | Kershaw | 54,367 |
| | 7 10-10 At BRK | L, 0-9 | Kucks | Newcombe | 33,782 | | | | | | |
| 1959 | 1 10-1 At CWS | L, 0-11 | Wynn | Craig | 48,013 | | | | | | |
| | 2 10-2 At CWS | W, 4-3 | Podres | Shaw | 47,368 | | | | | | |
| | 3 10-4 At LA | W, 3-1 | Drysdale | Donovan | 92,394 | | | | | | |
| | 4 10-5 At LA | W, 5-4 | Sherry | Staley | 92,650 | | | | | | |
| | 5 10-6 At LA | L, 0-1 | Shaw | Koufax | 92,706 | | | | | | |
| | 6 10-8 At CWS | W, 9-3 | Sherry | Wynn | 47,653 | | | | | | |

Award-Winning Dodgers

Most Valuable Player: (13)

| | |
|------------------------|-------------|
| Jake Daubert | 1913 |
| Dazzy Vance | 1924 |
| Dolph Camilli | 1941 |
| Jackie Robinson | 1949 |
| Roy Campanella | 1951 |
| Roy Campanella | 1953 |
| Roy Campanella | 1955 |
| Don Newcombe | 1956 |
| Maury Wills | 1962 |
| Sandy Koufax | 1963 |
| Steve Garvey | 1974 |
| Kirk Gibson | 1988 |
| Clayton Kershaw | 2014 |
| Cody Bellinger | 2019 |

World Series MVP: (6)

| | |
|---------------------------------------|------|
| Johnny Podres | 1955 |
| Larry Sherry | 1959 |
| Sandy Koufax | 1963 |
| Sandy Koufax | 1965 |
| Ron Cey, Pedro Guerrero, Steve Yeager | 1981 |
| Orel Hershiser | 1988 |

Cy Young Award: (12)

| | |
|------------------------|-------------|
| Don Newcombe | 1956 |
| Don Drysdale | 1962 |
| Sandy Koufax | 1963 |
| Sandy Koufax | 1965 |
| Sandy Koufax | 1966 |
| Mike Marshall | 1974 |
| Fernando Valenzuela | 1981 |
| Orel Hershiser | 1988 |
| Eric Gagné | 2003 |
| Clayton Kershaw | 2011 |
| Clayton Kershaw | 2013 |
| Clayton Kershaw | 2014 |

Rookie Of The Year: (18)

| | |
|-----------------|------|
| Jackie Robinson | 1947 |
| Don Newcombe | 1949 |
| Joe Black | 1952 |
| Jim Gilliam | 1953 |
| Frank Howard | 1960 |
| Jim Lefebvre | 1965 |
| Ted Sizemore | 1969 |
| Rick Sutcliffe | 1979 |
| Steve Howe | 1980 |

| | |
|-----------------------|-------------|
| Fernando Valenzuela | 1981 |
| Steve Sax | 1982 |
| Eric Karros | 1992 |
| Mike Piazza | 1993 |
| Raul Mondesi | 1994 |
| Hideo Nomo | 1995 |
| Todd Hollandsworth | 1996 |
| Corey Seager | 2016 |
| Cody Bellinger | 2017 |

LCS MVP: (7)

| | |
|------------------------------------|-------------|
| Dusty Baker | 1977 |
| Steve Garvey | 1978 |
| Burt Hooton | 1981 |
| Orel Hershiser | 1988 |
| Chris Taylor, Justin Turner | 2017 |
| Cody Bellinger | 2018 |

All-Star Game MVP: (5)

| | |
|----------------------|------|
| Maury Wills (Game 1) | 1962 |
| Steve Garvey | 1974 |
| Don Sutton | 1977 |
| Steve Garvey | 1978 |
| Mike Piazza | 1996 |

Comeback Player: (9)

| | |
|-------------------|------|
| Phil Regan | 1966 |
| Al Downing | 1971 |
| Jimmy Wynn | 1974 |
| Tommy John | 1976 |
| Jerry Reuss | 1980 |
| Pedro Guerrero | 1987 |
| Tim Leary | 1988 |
| Orel Hershiser | 1991 |
| Tim Lincecum | 1994 |
| Nomar Garciaparra | 2006 |

Roberto Clemente Award

| | |
|------------------------|-------------|
| Steve Garvey | 1981 |
| Clayton Kershaw | 2012 |

Dodger Rawlings Gold Glove Award Winners

| | | | |
|-----------------------|-----------------------|-----------------------------|--------------------------------|
| 1957 Gil Hodges, 1B | 1970 Wes Parker, 1B | 1978 Davey Lopes, 2B | 2009 Orlando Hudson, 2B |
| 1958 Gil Hodges, 1B | 1971 Wes Parker, 1B | 1981 Dusty Baker, OF | Matt Kemp, OF |
| 1959 Gil Hodges, 1B | Willie Davis, OF | 1986 Fernando Valenzuela, P | 2011 Andre Ethier, OF |
| Charlie Neal, 2B | 1972 Willie Davis, OF | 1988 Orel Hershiser, P | Matt Kemp, OF |
| 1960 Wally Moon, OF | Wes Parker, 1B | 1995 Raul Mondesi, OF | Clayton Kershaw, P |
| 1961 John Roseboro, C | 1973 Willie Davis, OF | 1997 Raul Mondesi, OF | 2014 Adrián González, 1B |
| Maury Wills, SS | 1974 Steve Garvey, 1B | 1998 Charles Johnson, C | Zack Greinke, P |
| 1962 Maury Wills, SS | Andy MeSSersmith, P | 2004 Cesar Izturis, SS | 2015 Zack Greinke, P |
| 1966 John Roseboro, C | 1975 Steve Garvey, 1B | Steve Finley, OF | 2019 Cody Bellinger, OF |
| 1967 Wes Parker, 1B | Andy MeSSersmith, P | 2006 Greg Maddux, P | |
| 1968 Wes Parker, 1B | 1976 Steve Garvey, 1B | 2007 RuSSell Martin, C | |
| 1969 Wes Parker, 1B | 1977 Steve Garvey, 1B | 2008 Greg Maddux, P | |

Dodger Silver Slugger Award Winners

| | | | |
|------------------------------|--------------------------------|--------------------------------------|-------------|
| Dusty Baker, Outfield | 1980 Orel Hershiser, Pitcher | 1993 Matt Kemp, Outfield | 2009 |
| Dusty Baker, Outfield | 1981 Mike Piazza, Catcher | 1994 Matt Kemp, Outfield | 2011 |
| Fernando Valenzuela, Pitcher | 1981 Mike Piazza, Catcher | 1995 Zack Greinke, Pitcher | 2013 |
| Pedro Guerrero, Outfield | 1982 Eric Karros, First Base | 1995 Adrián González, First Base | 2014 |
| Fernando Valenzuela, Pitcher | 1983 Mike Piazza, Catcher | 1996 Corey Seager, Shortstop | 2016 |
| Steve Sax, Second Base | 1986 Mike Piazza, Catcher | 1997 Corey Seager, Shortstop | 2017 |
| Kirk Gibson, Outfield | 1988 Adrian Beltre, Third Base | 2004 Cody Bellinger, Outfield | 2019 |
| Tim Leary, Pitcher | 1988 Jeff Kent, Second Base | 2005 | |
| Eddie Murray, First Base | 1990 Russell Martin, Catcher | 2007 | |
| Mike Piazza, Catcher | 1993 Andre Ethier, Outfield | 2009 | |

Dodgers With Longest Service To The Club

| Player | Years Of Service | Player | Years Of Service |
|---------------|---------------------------|--------------|------------------|
| Zack Wheat | 1909-1926 (18) | Carl Furillo | 1946-1960 (15) |
| Bill Russell | 1969-1986 (18) | Steve Yeager | 1972-1985 (14) |
| Don Sutton | 1966-1980, 1988 (16) | Jim Gilliam | 1953-1966 (14) |
| Duke Snider | 1947-1962 (16) | Steve Garvey | 1969-1982 (14) |
| Pee Wee Reese | 1940-1942, 1946-1958 (16) | Don Drysdale | 1956-1969 (14) |
| Gil Hodges | 1943, 1947-1961 (16) | Willie Davis | 1960-1973 (14) |

Hitting For The Cycle

Babe Herman Holds The Dodger Record And Is Tied For The Major League Record After Hitting For The Cycle Three Times During His Career, Accomplishing The Feat Twice In 1931 For The Dodgers And In 1933 For The Chicago Cubs. He Shares The Big League Record With Bob Meusel (1921, 22, 28), And John Reilly (1883 (2), 90). Following Are Dodgers Who Have Hit For The Cycle, Including 2017 Rookie Of The Year Cody Bellinger Last Year:

| Player | Date | Player | Date | Player | Date |
|----------------|-------------------|-----------------|--------------------|-----------------------|----------------------|
| Tom P. Burns | Aug. 1, 1890 (G2) | Dixie Walker | Sept. 2, 1944 | Wes Parker | May 7, 1970 |
| James Johnston | May 25, 1922 (G1) | Jackie Robinson | Aug. 29, 1948 (G1) | Orlando Hudson | April 13, 2009 |
| Babe Herman | May 18, 1931 | Gil Hodges | June 25, 1949 | Cody Bellinger | July 15, 2017 |
| Babe Herman | July 24, 1931 | | | | |

Dodger Single-Season National League Batting Leaders

Batting: (10)

| | | |
|-----------------|------|------|
| Jake Daubert | 1913 | .350 |
| Jake Daubert | 1914 | .329 |
| Zack Wheat | 1918 | .335 |
| Lefty O'doul | 1932 | .368 |
| Pete Reiser | 1941 | .343 |
| Dixie Walker | 1944 | .357 |
| Jackie Robinson | 1949 | .342 |
| Carl Furillo | 1953 | .344 |
| Tommy Davis | 1962 | .346 |
| Tommy Davis | 1963 | .326 |

Runs: (9)

| | | |
|---------------|------|-------|
| Pete Reiser | 1941 | 117 |
| Arky Vaughan | 1943 | 112 |
| Eddie Stanky | 1945 | 128 |
| Pee Wee Reese | 1949 | 132 |
| Duke Snider | 1953 | 132 |
| Duke Snider | 1954 | 120** |
| Duke Snider | 1955 | 126 |
| Brett Butler | 1991 | 112 |
| Matt Kemp | 2011 | 115 |

Hits: (6)

| | | |
|-------------------|------|-----|
| Wee Willie Keeler | 1900 | 208 |
| Ivy Olson | 1919 | 164 |
| Duke Snider | 1950 | 199 |
| Tommy Davis | 1962 | 230 |
| Steve Garvey | 1978 | 202 |
| Steve Garvey | 1980 | 200 |

Singles: (16)

| | | |
|-------------------|------|-------|
| Wee Willie Keeler | 1900 | 179 |
| Jake Daubert | 1911 | 146** |
| Jake Daubert | 1913 | 152 |
| Ivy Olson | 1919 | 140 |
| Zack Wheat | 1924 | 149 |
| Milt Stock | 1925 | 164 |
| Lefty O'doul | 1932 | 158** |
| Maury Wills | 1961 | 150** |
| Maury Wills | 1962 | 179 |
| Maury Wills | 1965 | 165 |
| Steve Sax | 1986 | 157** |
| Steve Sax | 1988 | 147 |
| Brett Butler | 1991 | 162 |
| Brett Butler | 1992 | 143 |
| Brett Butler | 1993 | 149 |
| Juan Pierre | 2007 | 164 |

Doubles: (4)

| | | |
|----------------|------|------|
| Red Smith | 1913 | 40 |
| John Frederick | 1929 | 52 |
| Pete Reiser | 1941 | 39** |
| Wes Parker | 1970 | 47 |

Triples: (16)

| | | |
|-----------------|------|------|
| Jimmy Sheppard | 1901 | 21 |
| Harry Lumley | 1904 | 18 |
| Whitey Alperman | 1907 | 16** |
| Jake Daubert | 1918 | 15 |
| Hy Myers | 1919 | 14** |
| Hy Myers | 1920 | 22 |
| Pete Reiser | 1941 | 17 |
| Luis Olmo | 1945 | 13 |
| Jim Gilliam | 1953 | 17 |
| Wally Moon | 1959 | 11** |
| Charlie Neal | 1959 | 11** |
| Willie Davis | 1962 | 10** |
| Maury Wills | 1962 | 10** |
| Willie Davis | 1970 | 16 |
| Brett Butler | 1994 | 9** |
| Dee Gordon | 2014 | 12 |

Home Runs: (9)

| | | |
|----------------|------|----|
| Jimmy Sheppard | 1903 | 9 |
| Harry Lumley | 1904 | 9 |
| Tim Jordan | 1906 | 12 |
| Tim Jordan | 1908 | 12 |
| Jack Fournier | 1924 | 27 |
| Dolph Camilli | 1941 | 34 |
| Duke Snider | 1956 | 43 |
| Adrian Beltre | 2004 | 48 |
| Matt Kemp | 2011 | 39 |

RBI: (8)

| | | |
|-----------------|------|-----|
| Hy Myers | 1919 | 73 |
| Dolph Camilli | 1941 | 120 |
| Dixie Walker | 1945 | 124 |
| Roy Campanella | 1953 | 142 |
| Duke Snider | 1955 | 136 |
| Tommy Davis | 1962 | 153 |
| Matt Kemp | 2011 | 126 |
| Adrián González | 2014 | 116 |

Total Bases: (7)

| | | |
|-----------------------|-------------|------------|
| Zack Wheat | 1916 | 262 |
| Hy Myers | 1919 | 223 |
| Pete Reiser | 1941 | 299 |
| Duke Snider | 1949 | 343 |
| Duke Snider | 1953 | 370 |
| Duke Snider | 1954 | 378 |
| Matt Kemp | 2011 | 353 |
| Cody Bellinger | 2019 | 351 |

Stolen Bases: (16)

| | | |
|-----------------|------|------|
| Jimmy Sheppard | 1903 | 67** |
| Pete Reiser | 1942 | 20 |
| Arky Vaughan | 1943 | 20 |
| Pete Reiser | 1946 | 34 |
| Jackie Robinson | 1947 | 29 |
| Jackie Robinson | 1949 | 37 |
| Pee Wee Reese | 1952 | 30 |
| Maury Wills | 1960 | 50 |
| Maury Wills | 1961 | 35 |
| Maury Wills | 1962 | 104 |
| Maury Wills | 1963 | 40 |
| Maury Wills | 1964 | 53 |
| Maury Wills | 1965 | 94 |
| Davey Lopes | 1975 | 77 |
| Davey Lopes | 1976 | 63 |
| Dee Gordon | 2014 | 64 |

Walks: (11)

| | | |
|---------------|------|-------|
| Jack Fournier | 1925 | 86 |
| Dolph Camilli | 1938 | 119 |
| Dolph Camilli | 1939 | 110 |
| Augie Galan | 1943 | 103 |
| Augie Galan | 1944 | 101 |
| Eddie Stanky | 1945 | 148 |
| Eddie Stanky | 1946 | 137 |
| Pee Wee Reese | 1947 | 104** |
| Duke Snider | 1956 | 99 |
| Jim Gilliam | 1959 | 96 |
| Brett Butler | 1991 | 108 |

Slugging Percentage: (8)

| | | |
|----------------|------|------|
| Jimmy Sheppard | 1901 | .536 |
| Harry Lumley | 1906 | .477 |
| Zack Wheat | 1916 | .461 |
| Hy Myers | 1919 | .436 |
| Pete Reiser | 1941 | .558 |
| Duke Snider | 1953 | .627 |
| Duke Snider | 1956 | .598 |
| Pedro Guerrero | 1985 | .577 |

Top Dodger Batting Duos And Trios

Home Runs:

Duos:

- 2001 (85) - Shawn Green (49), Gary Sheffield (36)
- 2019 (83) - **Cody Bellinger (47), Joc Pederson (36)**
- 2004 (76) - Adrian Beltre (48), Shawn Green (28)
- 2000 (74) - Gary Sheffield (43), Eric Karros (31)

Trios:

- 2019 (118) - **Cody Bellinger (47), Joc Pederson (36), Max Muncy (35)**
- 2001 (110) - Shawn Green(49), Gary Sheffield (36), Paul Lo Duca (25)
- 1997 (102) - Mike Piazza (40), Todd Zeile (31), Eric Karros (31)

Runs Batted In

Duos:

- 1962 (272) - Tommy Davis (153), Frank Howard (119)
- 1997 (228) - Mike Piazza (124), Eric Karros (104)
- 2001 (225) - Shawn Green (125), Gary Sheffield (100)
- 1977 (225) - Steve Garvey (115), Ron Cey (110)

Trios:

- 1962 (357) - Tommy Davis (153), Frank Howard (119), Willie Davis (85)
- 1997 (318) - Mike Piazza (124), Eric Karros (104), Todd Zeile (90)
- 1974 (316) - Steve Garvey (111), Jimmy Wynn (108), Ron Cey (97)

Dodger Single-Season National League Pitching Leaders

Wins: (18)

| | | |
|------------------------|-------------|-------------|
| Burleigh Grimes | 1921 | 22 |
| Dazzy Vance | 1924 | 28 |
| Dazzy Vance | 1925 | 22 |
| Kirby Higbe | 1941 | 22** |
| Whit Wyatt | 1941 | 22** |
| Don Newcombe | 1956 | 27 |
| Don Drysdale | 1962 | 25 |
| Sandy Koufax | 1963 | 25 |
| Sandy Koufax | 1965 | 26 |
| Sandy Koufax | 1966 | 27 |
| Andy Messersmith | 1974 | 20 |
| Fernando Valenzuela | 1986 | 21** |
| Orel Hershiser | 1988 | 23 |
| Brad Penny | 2006 | 16** |
| Derek Lowe | 2006 | 16** |
| Clayton Kershaw | 2011 | 21** |
| Clayton Kershaw | 2014 | 21 |
| Clayton Kershaw | 2017 | 18 |

Saves: (14)

| | | |
|----------------------|-------------|-------------|
| Johnny Morrison | 1929 | 8** |
| Jack Quinn | 1931 | 15 |
| Jack Quinn | 1932 | 8 |
| Dutch Leonard | 1935 | 8 |
| Hugh Casey | 1942 | 13 |
| Les Webber | 1943 | 10 |
| Hugh Casey | 1947 | 18 |
| Jim Hughes | 1954 | 24 |
| Clem Labine | 1956 | 19 |
| Clem Labine | 1957 | 17 |
| Phil Regan | 1966 | 21 |
| Mike Marshall | 1974 | 21 |
| Todd Worrell | 1996 | 44** |
| Eric Gagné | 2003 | 55 |
| Kenley Jansen | 2017 | 41** |

Earned Run Average: (17)

| | | |
|------------------------|-------------|-------------|
| Dazzy Vance | 1924 | 2.16 |
| Dazzy Vance | 1928 | 2.09 |
| Dazzy Vance | 1930 | 2.61 |
| Johnny Podres | 1957 | 2.66 |
| Sandy Koufax | 1962 | 2.54 |
| Sandy Koufax | 1963 | 1.88 |
| Sandy Koufax | 1964 | 1.74 |
| Sandy Koufax | 1965 | 2.04 |
| Sandy Koufax | 1966 | 1.73 |
| Don Sutton | 1980 | 2.21 |
| Alejandro Peña | 1984 | 2.48 |
| Kevin Brown | 2000 | 2.58 |
| Clayton Kershaw | 2011 | 2.28 |
| Clayton Kershaw | 2012 | 2.53 |
| Clayton Kershaw | 2013 | 1.83 |
| Clayton Kershaw | 2014 | 1.77 |
| Zack Greinke | 2015 | 1.66 |
| Clayton Kershaw | 2017 | 2.31 |

Winning Percentage: (22)*

| | | | |
|------------------------|-------------|-------------|-------------|
| Joe McGinnity | 1900 | .763 | 29-9 |
| Burleigh Grimes | 1920 | .676 | 23-11 |
| Freddie Fitzsimmons | 1940 | .889 | 16-2 |
| Larry French | 1942 | .789 | 15-4 |
| Preacher Roe | 1949 | .714 | 15-6 |
| Preacher Roe | 1951 | .880 | 22-3 |
| Carl Erskine | 1953 | .769 | 20-6 |
| Don Newcombe | 1955 | .800 | 20-5 |
| Don Newcombe | 1956 | .794 | 27-7 |
| Johnny Podres | 1961 | .783 | 18-5 |
| Ron Perranoski | 1963 | .842 | 16-3 |
| Sandy Koufax | 1964 | .792 | 19-5 |
| Sandy Koufax | 1965 | .765 | 26-8 |
| Phil Regan | 1966 | .933 | 14-1 |
| Tommy John | 1973 | .696 | 16-7 |
| Tommy John | 1974 | .813 | 13-3 |
| Rick Rhoden | 1976 | .800 | 12-3 |
| Orel Hershiser | 1985 | .864 | 19-3 |
| Brad Penny | 2007 | .800 | 16-4 |
| Zack Greinke | 2013 | .789 | 15-4 |
| Clayton Kershaw | 2014 | .875 | 21-3 |
| Zack Greinke | 2015 | .864 | 19-3 |
| Alex Wood | 2017 | .842 | 16-3 |

Shutouts: (32)

| | | |
|------------------------|-------------|------------|
| Nap Rucker | 1912 | 6 |
| Clarence Mitchell | 1921 | 3** |
| Dazzy Vance | 1922 | 5** |
| Dazzy Vance | 1925 | 4 |
| Dazzy Vance | 1928 | 4** |
| Douglas Moweery | 1928 | 4** |
| Dazzy Vance | 1930 | 4** |
| Van Lingle Mungo | 1935 | 4** |
| Whit Wyatt | 1940 | 5** |
| Whit Wyatt | 1941 | 7 |
| Don Newcombe | 1949 | 5** |
| Johnny Podres | 1957 | 6** |
| Roger Craig | 1959 | 4** |
| Don Drysdale | 1959 | 4** |
| Sandy Koufax | 1963 | 11 |
| Sandy Koufax | 1964 | 7 |
| Sandy Koufax | 1966 | 5** |
| Al Downing | 1971 | 5** |
| Don Sutton | 1972 | 9 |
| Andy Messersmith | 1975 | 7 |
| Jerry Reuss | 1980 | 6 |
| Fernando Valenzuela | 1981 | 8 |
| Orel Hershiser | 1984 | 4** |
| Alejandro Peña | 1984 | 4** |
| Bob Welch | 1987 | 4** |
| Orel Hershiser | 1988 | 8 |
| Tim Lincecum | 1989 | 8 |
| Mike Morgan | 1990 | 4** |
| Ramon Martinez | 1994 | 3** |
| Hideo Nomo | 1995 | 3** |
| Clayton Kershaw | 2013 | 2** |
| Clayton Kershaw | 2015 | 3** |
| Clayton Kershaw | 2016 | 3 |

Strikeouts: (22)

| | | |
|------------------------|-------------|------------|
| Burleigh Grimes | 1921 | 136 |
| Dazzy Vance | 1922 | 134 |
| Dazzy Vance | 1923 | 197 |
| Dazzy Vance | 1924 | 262 |
| Dazzy Vance | 1925 | 221 |
| Dazzy Vance | 1926 | 140 |
| Dazzy Vance | 1927 | 184 |
| Dazzy Vance | 1928 | 200 |
| Van Lingle Mungo | 1936 | 238 |
| Don Newcombe | 1951 | 164** |
| Don Drysdale | 1959 | 242 |
| Don Drysdale | 1960 | 246 |
| Sandy Koufax | 1961 | 269 |
| Don Drysdale | 1962 | 232 |
| Sandy Koufax | 1963 | 306 |
| Sandy Koufax | 1965 | 382 |
| Sandy Koufax | 1966 | 317 |
| Fernando Valenzuela | 1981 | 180 |
| Hideo Nomo | 1995 | 236 |
| Clayton Kershaw | 2011 | 248 |
| Clayton Kershaw | 2013 | 232 |
| Clayton Kershaw | 2015 | 301 |

*Among Pitchers With 15-Plus Decisions

**Tied For League Lead
All NL Champions Since 1900

Top Dodger Pitching Duos And Trios

Strikeouts

Duos:

- 1965 (592) - Sandy Koufax (382), Don Drysdale (210)
- 1963 (557) - Sandy Koufax (306), Don Drysdale (251)
- 1966 (526) - Sandy Koufax (317), Don Sutton (209)

Trios:

- 1965 (754) - Sandy Koufax (382), Don Drysdale (210), Claude Osteen (162)
- 1966 (703) - Sandy Koufax (317), Don Sutton (209), Don Drysdale (177)
- 1963 (691) - Sandy Koufax (306), Don Drysdale (251), Johnny Podres (134)

Brooklyn/Los Angeles All-Stars

1933: Max Carey, Cch; Tony Cuccinello, 2B
1934: Casey Stengel, Cch.; Al Lopez, C; Van Lingle Mungo, P
1936: Van Lingle Mungo, P
1937: Van Lingle Mungo, P
1938: Leo Durocher, SS; Cookie Lavagetto, 3B; Babe Phelps, C (Phelps Was Selected But Was Replaced By Harry Danning OF New York)
1939: Dolph Camilli, 1B; Cookie Lavagetto, 3B; Babe Phelps, C; Whit Wyatt, P
1940: Pete Coscarart, 2B; Leo Durocher, SS; Cookie Lavagetto, 3B; Joe Medwick, OF; Babe Phelps, C; Whit Wyatt, P
1941: Dolph Camilli, 1B (Camilli Was Selected But Was Replaced By Frank McCormick OF Cincinnati); Billy Herman, 2B; Cookie Lavagetto, 3B; Joe Medwick, OF (Medwick Replaced Hank Leiber OF Chicago); Mickey Owen, C; Pete Reiser, OF; Whit Wyatt, P
1942: Leo Durocher, Mgr.; Billy Herman, 2B; Joe Medwick, OF; Mickey Owen, C; Pee Wee Reese, SS; Pete Reiser, OF; Arky Vaughan, 3B; Whit Wyatt, P
1943: Augie Galan, OF; Billy Herman, 2B; Mickey Owen, C; Dixie Walker, OF
1944: Augie Galan, OF; Mickey Owen, C; Dixie Walker, OF
1945: Goody Rosen OF
1946: Kirby Higbe, P; Pee Wee Reese, SS (Reese Was Selected But Was Replaced By Frank McCormick OF Philadelphia); Pete Reiser, OF; Dixie Walker, OF
1947: Ralph Branca, P; Bruce Edwards, C; Pee Wee Reese, SS (Reese Replaced Eddie Miller OF Cincinnati); Eddie Stanky, 2B; Dixie Walker, OF
1948: Leo Durocher, Mgr.; Ralph Branca, P; Pee Wee Reese, SS
1949: Burt Shotton, Cch.; Ralph Branca, P; Roy Campanella, C; Gil Hodges, 1B; Don Newcombe, P; Pee Wee Reese, SS; Jackie Robinson, 2B; Preacher Roe, P
1950: Burt Shotton, Mgr.; Roy Campanella, C; Gil Hodges, 1B; Don Newcombe, P; Pee Wee Reese, SS; Jackie Robinson, 2B; Preacher Roe, P; Duke Snider, OF
1951: Roy Campanella, C; Gil Hodges, 1B; Don Newcombe, P; Pee Wee Reese, SS; Jackie Robinson, 2B; Preacher Roe, P; Duke Snider, OF
1952: Roy Campanella, C; Carl Furillo, OF; Gil Hodges, 1B; Pee Wee Reese, SS; Jackie Robinson, 2B; Preacher Roe, P (Roe Was Selected But Was Replaced By Jim Hearn OF New York); Duke Snider, OF
1953: Charles Dressen, Mgr.; Roy Campanella, C; Carl Furillo, OF; Gil Hodges, 1B; Pee Wee Reese, SS; Jackie Robinson, 3B; Duke Snider, OF
1954: Walter Alston, Mgr.; Roy Campanella, C; Carl Erskine, P; Gil Hodges, 1B; Pee Wee Reese, SS; Jackie Robinson, OF; Duke Snider, OF
1955: Roy Campanella, C (Campanella Was Selected But Was Replaced By Stan Lopata OF Philadelphia); Gil Hodges, 1B; Don Newcombe, P; Duke Snider, OF
1956: Walter Alston, Mgr.; Roy Campanella, C; Jim Gilliam, 2B; Clem Labine, P; Duke Snider, OF
1957: Walter Alston, Mgr.; Gino Cimoli, OF; Gil Hodges, 1B; Clem Labine, P
1958: Johnny Podres, P; John Roseboro, C
1959: (Game 1) Don Drysdale, P; Wally Moon, OF (Game 2) Don Drysdale, P; Jim Gilliam, 3B; Wally Moon, OF; Charlie Neal, 2B

1960: (Game 1 And 2) Walter Alston, Mgr.; Norm Larker, 1B; Charlie Neal, 2B; Johnny Podres, P; Stan Williams, P
1961: (Game 1) Sandy Koufax, P; John Roseboro, C; Maury Wills, SS (Game 2) Don Drysdale, P; Sandy Koufax, P; John Roseboro, C; Maury Wills, SS
1962: (Game 1) Tommy Davis, OF; Don Drysdale, P; Sandy Koufax, P; John Roseboro, C; Maury Wills, SS (Game 2) Tommy Davis, OF; Johnny Podres, P; John Roseboro, C; Maury Wills, SS; Sandy Koufax, P; Maury Wills, SS
1964: Walter Alston, Mgr.; Don Drysdale, P; Sandy Koufax, P
1965: Don Drysdale, P; Sandy Koufax, P; Maury Wills, SS
1966: Walter Alston, Mgr.; Sandy Koufax, P; Jim Lefebvre, 2B; Phil Regan, P; **Maury Wills, SS**
1967: Walter Alston, Mgr.; Don Drysdale, P; Claude Osteen, P
1968: Don Drysdale, P; Tom Haller, C
1969: Bill Singer, P
1970: Bill Grabarkewitz, SS; Claude Osteen, P
1971: Walter Alston, Cch.; Willie Davis, OF
1972: Don Sutton, P
1973: Jim Brewer, P; Willie Davis, OF; Manny Mota, OF; Claude Osteen, P; Bill Russell, SS (Russell Replaced Dave Concepcion OF Cincinnati); **Don Sutton, P**
1974: **Ron Cey, 3B; Steve Garvey, 1B.** Mike Marshall, P; Andy Messersmith, P, **Jimmy Wynn, OF**
1975: Walter Alston, Mgr.; **Ron Cey, 3B; Steve Garvey, 1B;** Mike Marshall, P; Andy Messersmith, P; Don Sutton, P, **Jimmy Wynn, OF**
1976: Ron Cey, 3B; Steve Garvey, 1B; Rick Rhoden, P; Bill Russell, SS
1977: Tommy Lasorda, Cch.; Ron Cey, 3B; Steve Garvey, 1B; Don Sutton, P; Reggie Smith, OF
1978: Tommy Lasorda, Mgr.; Ron Cey, 3B; **Steve Garvey, 1B;** Tommy John, P; Davey Lopes, 2B; **Rick Monday, OF;** Reggie Smith, OF
1979: Tommy Lasorda, Mgr.; Ron Cey, 3B; **Steve Garvey, 1B; Davey Lopes, 2B**
1980: **Steve Garvey, 1B; Davey Lopes, 2B;** Jerry Reuss, P, **Bill Russell, SS; Reggie Smith, OF;** Bob Welch, P
1981: Dusty Baker, OF; Steve Garvey, 1B; Pedro Guerrero, OF; Burt Hooton, P; **Davey Lopes, 2B;** Fernando Valenzuela, P
1982: Tommy Lasorda, Mgr.; Dusty Baker, OF; Steve Howe, P; Steve Sax, 2B; Fernando Valenzuela, P
1983: Tommy Lasorda, Cch.; Pedro Guerrero, 3B; **Steve Sax, 2B;** Fernando Valenzuela, P
1984: Tommy Lasorda, Cch.; Mike Marshall, OF; Fernando Valenzuela, P
1985: Pedro Guerrero, OF Fernando Valenzuela, P
1986: Tommy Lasorda, Cch.; Steve Sax, 2B; Fernando Valenzuela, P
1987: Pedro Guerrero, 3B; Orel Hershiser, P
1988: Orel Hershiser, P
1989: Tommy Lasorda, Mgr.; Orel Hershiser, P; Jay Howell, P; Willie Randolph, 2B; Mike Scioscia, C
1990: Ramon Martinez, P; Mike Scioscia, C
1991: Brett Butler, OF; Ramon Martinez, P; Mike Morgan, P; Eddie Murray, 1B; Juan Samuel, 2B; **Darryl Strawberry, OF**
1992: Mike Sharperson, 3B
1993: Mike Piazza, C; Tommy Lasorda, Cch.

1994: Mike Piazza, C
1995: Raul Mondesi, OF; Hideo Nomo, P; Jose Offerman, SS; **Mike Piazza, C,** Todd Worrell, P
1996: Mike Piazza, C, Todd Worrell, P
1997: Mike Piazza, C
1998: Gary Sheffield, OF; Jeff Shaw, P
1999: Gary Sheffield, OF
2000: Kevin Brown, P; Gary Sheffield, OF
2001: Chan Ho Park, P; Jeff Shaw, P
2002: Eric Gagné, P; Shawn Green, OF; Odalis Perez, P; Jim Tracy, Cch.
2003: Kevin Brown, P; Eric Gagné, P; Paul Lo Duca, C
2004: Eric Gagné, P, Paul Lo Duca, C
2005: Jeff Kent, 2B, Cesar Izturis, SS
2006: Brad Penny, P;
 Nomar Garciaparra, 1B (Final Vote)
2007: Russell Martin, C; Brad Penny, P; Takashi Saito, P
2008: Russell Martin, C
2009: Chad Billingsley, P; Jonathan Broxton, P; Orlando Hudson, 2B; Joe Torre, Cch.
2010: Andre Ethier, OF; Jonathan Broxton, P; Rafael Furcal, SS; Hong-Chih Kuo, P
2011: Matt Kemp, OF; Andre Ethier, OF; Clayton Kershaw, P
2012: Matt Kemp, OF; Clayton Kershaw, P
2013: Clayton Kershaw, P
2014: Clayton Kershaw, P; Zack Greinke, P; Dee Gordon, 2B; **Yasiel Puig, OF**
2015: Clayton Kershaw, P; Zack Greinke, P; Adrian Gonzalez, 1B; Yasmani Grandal, C; Joc Pederson, OF
2016: Clayton Kershaw, P; Kenley Jansen, P; Corey Seager, SS;
2017: Clayton Kershaw, P; Kenley Jansen, P; Alex Wood, P; Cody Bellinger, 1B; Corey Seager, SS; Justin Turner, 3B (Final Vote)
2018: Kenley Jansen, P; **Matt Kemp, OF;** Ross Stripling, P;
2019: Hyun-Jin Ryu, P; Clayton Kershaw, P; Walker Buehler, P; Max Muncy, IF; **Cody Bellinger, OF;**

Bold Indicates Winner OF Fan Balloting.

| All-Star Game MVP (5) | |
|-----------------------|------|
| Maury Wills (Game 1) | 1962 |
| Steve Garvey | 1974 |
| Don Sutton | 1977 |
| Steve Garvey | 1978 |
| Mike Piazza | 1996 |

| Dodger All-Star Home Runs (11) | | | |
|--------------------------------|------|------|-----|
| Batter | Year | Inn. | MOB |
| Mickey Owen | 1942 | 8 | 0 |
| Gil Hodges | 1951 | 6 | 1 |
| Jackie Robinson | 1952 | 1 | 0 |
| Jim Gilliam | 1959 | 7 | 0 |
| John Roseboro | 1962 | 9 | 0 |
| Willie Davis | 1973 | 6 | 1 |
| Steve Garvey | 1975 | 2 | 0 |
| Jimmy Wynn | 1975 | 2 | 0 |
| Steve Garvey | 1977 | 3 | 0 |
| Mike Piazza | 1995 | 7 | 0 |
| Mike Piazza | 1996 | 2 | 0 |

The Sporting News Awards

NL Most Valuable Player

Dolph Camilli 1941

NL Player Of The Year

Roy Campanella 1953
Duke Snider 1955
Maury Wills 1962

NL Pitcher Of The Year

Preacher Roe 1951
Don Newcombe 1956
Don Drysdale 1962
Sandy Koufax 1963
Sandy Koufax 1964
Sandy Koufax 1965
Sandy Koufax 1966
Mike Marshall 1974
Fernando Valenzuela 1981
Orel Hershiser 1988
Eric Gagné 2003

Clayton Kershaw

2011

Clayton Kershaw

2013

Clayton Kershaw

2014

Zack Greinke 2015

NL Reliever Of The Year

Phil Regan 1966
Phil Regan 1968
Mike Marshall 1974
Eric Gagné 2003
Eric Gagné 2004

Kenley Jansen

2016

Kenley Jansen

2017

NL Rookie Of The Year

Jackie Robinson 1947
Don Newcombe 1949
Joe Black 1952
Jim Gilliam 1953
Frank Howard 1960
Eric Karros 1992
Mike Piazza 1993
Raul Mondesi 1994

Corey Seager

2016

Cody Bellinger

2017

NL Rookie Pitcher Of The Year

Don Sutton 1966
Rick Sutcliffe 1979
Fernando Valenzuela 1981
Tim Lincecum 1988
Hideo Nomo 1995

Major League Player Of The Year

Duke Snider 1955
Maury Wills And Don Drysdale 1962
Sandy Koufax 1963
Sandy Koufax 1965
Fernando Valenzuela 1981
Orel Hershiser 1988
Clayton Kershaw 2014

Major League Manager Of The Year

Leo Durocher 1939
Walter Alton 1955
Walter Alton 1959
Walter Alton 1963

NL Manager Of The Year

Dave Roberts 2016

Major League Executive Of The Year

Larry Macphail 1939
Branch Rickey 1947
Walter O Malley 1955
Buzzie Bavasi 1959
Fred Claire 1988

Major League All-Star Teams

Dazzy Vance, Pitcher 1925
Lefty O Doul, Outfield 1932
Dolph Camilli, 1st Base 1941
Pete Reiser, Outfield 1941
Whit Wyatt, Pitcher 1941
Mickey Owen, Catcher 1942
Billy Herman, 2nd Base 1943
Dixie Walker, Outfield 1944
Goody Rosen, Outfield 1945
Ralph Branca, Pitcher 1947
Jackie Robinson, 2nd Base 1949
Roy Campanella, Catcher 1949
Jackie Robinson, 2nd Base 1950
Jackie Robinson, 2nd Base 1951
Roy Campanella, Catcher 1951
Preacher Roe, Pitcher 1951
Jackie Robinson, 2nd Base 1952
Pee Wee Reese, Shortstop 1953
Duke Snider, Outfield 1953
Carl Furillo, Outfield 1953
Roy Campanella, Catcher 1953
Duke Snider, Outfield 1954
Duke Snider, Outfield 1955
Roy Campanella, Catcher 1955
Don Newcombe, Pitcher 1955
Don Newcombe, Pitcher 1956

National League All-Star*

Maury Wills, Shortstop 1961
Maury Wills, Shortstop 1962
Tommy Davis, Outfield 1962
Don Drysdale, Pitcher 1962
Jim Gilliam, 2nd Base 1963
Tommy Davis, Outfield 1963
Sandy Koufax, Pitcher 1963
Sandy Koufax, Pitcher 1964
Maury Wills, Shortstop 1965
Sandy Koufax, Pitcher 1965
Sandy Koufax, Pitcher 1966
Willie Davis, Outfield 1971
Bill Russell, Shortstop 1973
Steve Garvey, 1st Base 1974
Jimmy Wynn, Outfield 1974
Andy Messersmith, Pitcher 1974

Steve Garvey, 1st Base 1975
Don Sutton, Pitcher 1976
Steve Garvey, 1st Base 1977
Steve Garvey, 1st Base 1978
Davey Lopes, 2nd Base 1978
Davey Lopes, 2nd Base 1979
Dusty Baker, Outfield 1980
Pedro Guerrero, Outfield 1981
Fernando Valenzuela, Pitcher 1981
Pedro Guerrero, Outfield 1982
Steve Sax, 2nd Base 1986
Fernando Valenzuela, Pitcher 1986
Orel Hershiser, Pitcher 1988
Eddie Murray, 1st Base 1990
Mike Scioscia, Catcher 1990
Mike Piazza, Catcher 1993
Mike Piazza, Catcher 1994
Mike Piazza, Catcher 1995
Eric Karros, First Base 1995
Mike Piazza, Catcher 1996
Mike Piazza, Catcher 1997
Eric Gagné, Pitcher 2003
Russell Martin, Catcher 2007
Matt Kemp, Outfield 2009
Matt Kemp, Outfield 2011
Clayton Kershaw, Pitcher 2011
Clayton Kershaw, Pitcher 2013
Clayton Kershaw, Pitcher 2014
Dee Gordon, 2nd Base 2014
Zack Greinke, Pitcher 2015
Kenley Jansen, Pitcher 2016
Corey Seager, Shortstop 2016
Kenley Jansen, Pitcher 2017
Corey Seager, Shortstop 2017

*A NL And AL Team Were Selected Beginning In 1961.

Major League Baseball Awards

NL Pitcher Of The Month

| | |
|------------------------|------------------|
| Don Sutton | April 1975 |
| Don Sutton | May 1975 |
| Burt Hooton | August 1975 |
| Burt Hooton | September 1975 |
| Don Sutton | September 1976 |
| Jerry Reuss | June 1980 |
| Fernando Valenzuela | April 1981 |
| Steve Howe | June 1982 |
| Burt Hooton | June 1983 |
| Rick Honeycutt | April 1984 |
| Orel Hershiser | July 1984 |
| Fernando Valenzuela | April 1985 |
| Fernando Valenzuela | July 1985 |
| Orel Hershiser | June 1987 |
| Orel Hershiser | April 1988 |
| Orel Hershiser | September 1988 |
| Tim Belcher | September 1989 |
| Ramon Martinez | June 1990 |
| Hideo Nomo | June 1995 |
| Hideo Nomo | September 1996 |
| Chan Ho Park | July 1998 |
| Eric Gagné | June 2002 |
| Kevin Brown | May 2003 |
| Derek Lowe | August 2006 |
| Clayton Kershaw | July 2011 |
| Clayton Kershaw | July 2013 |
| Zack Greinke | August 2013 |
| Clayton Kershaw | June 2014 |
| Clayton Kershaw | July 2014 |
| Clayton Kershaw | July 2015 |
| Clayton Kershaw | May 2016 |
| Alex Wood | May 2017 |
| Rich Hill | July 2017 |
| Hyun-Jin Ryu | May 2019 |

NL Rookie Player Of The Month

| | |
|-----------------------|------------------|
| James Loney | September 2007 |
| Blake Dewitt | May 2008 |
| Dee Gordon | September 2011 |
| Yasiel Puig | June 2013 |
| Alex Guerrero | April 2015 |
| Corey Seager | June 2016 |
| Cody Bellinger | May 2017 |
| Cody Bellinger | June 2017 |

NL Player Of The Month

| | |
|-----------------------|--------------------|
| Don Drysdale | July 1959 |
| Don Drysdale | July 1960 |
| Sandy Koufax | June 1962 |
| Frank Howard | July 1962 |
| Don Drysdale | May 1968 |
| Willie Davis | August 1969 |
| Bill Singer | July 1970 |
| Don Sutton | April 1972 |
| Willie Crawford | May 1973 |
| Tommy John | April 1974 |
| Steve Garvey | September 1976 |
| Ron Cey | April 1977 |
| Rick Monday | April 1978 |
| Dusty Baker | June 1980 |
| Dusty Baker | July 1983 |
| Pedro Guerrero | June 1985 |
| Steve Sax | September 1986 |
| Kal Daniels | September 1990 |
| Brett Butler | July 1992 |
| Mike Piazza* | May 1994 |
| Mike Piazza | August 1995 |
| Mike Piazza | July 1997 |
| Mike Piazza | August 1997 |
| Brian Jordan | September 2002 |
| Adrian Beltre | September 2004 |
| Manny Ramirez | August 2008 |
| Matt Kemp | April 2012 |
| Yasiel Puig | June 2013 |
| Yasiel Puig | May 2014 |
| Matt Kemp | September 2014 |
| Adrian Gonzalez | April 2015 |
| Justin Turner | August 2018 |
| Cody Bellinger | April 2019 |

NL Player Of The Week

| | |
|-------------------|-----------------------|
| Ron Cey | May 14-20, 1973 |
| Willie Crawford | May 21-27, 1973 |
| Willie Davis | July 9-15, 1973 |
| Tommy John* | April 22-28, 1974 |
| Jimmy Wynn | May 6-12, 1974 |
| Mike Marshall | June 17-23, 1974 |
| Davey Lopes | Aug. 19-25, 1974 |
| Andy Messersmith | Sept. 16-22, 1974 |
| Burt Hooton | Aug. 4-10, 1975 |
| And Don Sutton | Sept. 8-14, 1975 |
| Andy Messersmith | May 17-23, 1976 |
| Steve Garvey | July 5-11, 1976 |
| Reggie Smith | July 19-25, 1976 |
| Doug Rau | Sept. 20-26, 1976 |
| Don Sutton | April 18-24, 1977 |
| Ron Cey | June 20-26, 1977 |
| Steve Garvey | Aug. 8-14, 1977 |
| Tommy John | April 17-23, 1978 |
| Rick Monday | Aug. 14-20, 1978 |
| Steve Garvey | May 22-28, 1979 |
| Dusty Baker | Aug. 27-Sept. 3, 1979 |
| Manny Mota | April 21-27, 1980 |
| Don Sutton | May 12-18, 1980 |
| Bob Welch | June 23-29, 1980 |
| Jerry Reuss | April 6-12, 1981 |
| F. Valenzuela | May 11-17, 1981 |
| Ron Cey | Aug. 31-Sep. 6, 1981 |
| F. Valenzuela | June 14-20, 1982 |
| Jerry Reuss | Aug. 23-29, 1982 |
| Pedro Guerrero* | Sept. 6-12, 1982 |
| Dusty Baker | July 11-17, 1983 |
| Dusty Baker | Sept. 5-11, 1983 |
| Mike Marshall | April 16-22, 1984 |
| Candy Maldonado | July 9-15, 1984 |
| Orel Hershiser | June 10-16, 1985 |
| Pedro Guerrero | July 22-28, 1985 |
| Pedro Guerrero | Sept. 9-15, 1985 |
| Mike Marshall | April 28-May 4, 1986 |
| F. Valenzuela | May 19-25, 1986 |
| Franklin Stubbs | July 14-20, 1986 |
| Orel Hershiser | July 28-Aug. 3, 1986 |
| Orel Hershiser | June 8-14, 1987 |
| Alejandro Peña | Sept. 28-Oct. 4, 1987 |
| Kal Daniels | April 4-10, 1988 |
| Tim Leary | July 18-24, 1988 |
| Orel Hershiser | Sept. 26-Oct. 2, 1988 |
| Pedro Guerrero | June 26-July 2, 1989 |
| Jose Gonzalez | July 31-Aug. 6, 1989 |
| Jay Howell | Aug. 21-27, 1989 |
| Tim Belcher | June 4-10, 1990 |
| Darryl Strawberry | June 25-July 1, 1990 |
| F. Valenzuela | June 17-23, 1991 |
| Mike Morgan | Aug. 19-25, 1991 |
| Darryl Strawberry | April 13-19, 1992 |
| Tom Candiotti | July 20-26, 1992 |
| Brett Butler | July 27-Aug. 2, 1992 |
| Eric Karros | Aug. 17-23, 1992 |
| Kevin Gross | April 26-May 2, 1993 |
| Mike Piazza | June 14-20, 1993 |
| Mike Piazza | Sept.-Oct. 3, 1993 |
| Mike Piazza | May 16-22, 1994 |
| Raul Mondesi | April 25-30, 1995 |
| Mike Piazza | May 1-7, 1995 |
| Hideo Nomo | June 19-25, 1995 |
| Ramon Martinez | July 10-16, 1995 |
| Eric Karros | July 24-30, 1995 |
| Eric Karros | Aug. 7-13, 1995 |
| Mike Piazza | Aug. 21-27, 1995 |
| Hideo Nomo | April 8-14, 1996 |
| Hideo Nomo | Sept. 16-22, 1996 |
| Mike Piazza | Aug. 25-31, 1997 |
| Mike Piazza | April 6-12, 1998 |
| Mike Piazza | April 20-26, 1998 |
| Raul Mondesi | June 29-July 5, 1998 |
| Raul Mondesi | April 5-11, 1999 |
| Eric Karros | Sept. 20-26, 1999 |
| Gary Sheffield | June 12-18, 2000 |
| Gary Sheffield | July 9-16, 2000 |
| Adrian Beltre | Aug. 21-27, 2000 |

| | |
|------------------------|--------------------------|
| Chan Ho Park | Sept. 18-24, 2000 |
| Gary Sheffield | April 9-15, 2001 |
| Odalis Perez | April 15-21, 2002 |
| Shawn Green | May 20-26, 2002 |
| Eric Gagné | Aug. 4-10, 2003 |
| Steve Finley | Sept. 6-12, 2004 |
| Nomar Garciaparra* | May 8-14, 2006 |
| Andre Ethier | July 3-9, 2006 |
| Matt Kemp | April 28-May 4, 2008 |
| Andre Ethier | Sept. 1-7, 2008 |
| Andre Ethier | April 13-19, 2009 |
| Andre Ethier | July 20-26, 2009 |
| Rafael Furcal | June 28-July 4, 2010 |
| Clayton Kershaw | June 20-26, 2011 |
| Matt Kemp | Sept. 19-25, 2011 |
| Matt Kemp | April 4-8, 2012 |
| Matt Kemp | April 9-15, 2012 |
| Clayton Kershaw | May 14-20, 2012 |
| Clayton Kershaw | April 1-7, 2013 |
| Yasiel Puig | June 3-9, 2013 |
| Yasiel Puig* | May 12-18, 2014 |
| Josh Beckett* | May 19-25, 2014 |
| Clayton Kershaw | June 16-22, 2014 |
| Matt Kemp | July 28-Aug. 3, 2014 |
| Clayton Kershaw | Sept. 8-14, 2014 |
| Adrián González | April 6-12, 2015 |
| Clayton Kershaw | June 1-7, 2015 |
| Clayton Kershaw | July 13-19, 2015 |
| Zack Greinke | July 13-19, 2015 |
| Cody Bellinger | May 1-7, 2017 |
| Alex Wood | May 8-14, 2017 |
| Cody Bellinger | June 19-25, 2017 |
| Clayton Kershaw | July 3-9, 2017 |
| Matt Kemp | May 28-June 3, 2018 |
| Yasiel Puig | Sept. 10-16, 2018 |
| Cody Bellinger | April 1-7, 2019 |
| Hyun-Jin Ryu | May 6-12, 2019 |
| Corey Seager | Sept. 16-22, 2019 |
| *Co-Winner | |

MLB Clutch Player Of The Year

| | |
|--------------|------|
| Andre Ethier | 2009 |
|--------------|------|

Hank Aaron Award (Best Hitter In The NL)

| | |
|-----------|------|
| Matt Kemp | 2011 |
|-----------|------|

Rolands Relief Man Of The Year

| | |
|------------|------|
| Eric Gagné | 2003 |
| Eric Gagné | 2004 |

Trevor Hoffman NL Reliever Of The Year

| | |
|----------------------|-------------|
| Kenley Jansen | 2016 |
| Kenley Jansen | 2017 |

Baseball Digest Rookie All-Stars (1971-04)

| | |
|---------------------|------|
| Ron Cey | 1973 |
| Davey Lopes | 1973 |
| Rick Sutcliffe | 1979 |
| Steve Howe | 1980 |
| Fernando Valenzuela | 1981 |
| Dave Stewart | 1981 |
| Steve Sax | 1982 |
| Tim Belcher | 1988 |
| Eric Karros | 1992 |
| Pedro Martinez | 1993 |
| Mike Piazza | 1993 |
| Raul Mondesi | 1994 |
| Hideo Nomo | 1995 |
| Todd Hollandsworth | 1996 |
| Kazuhisa Ishii | 2002 |

Mel Ott Award (NL HR Leader)

| | |
|---------------|------|
| Adrian Beltre | 2004 |
| Matt Kemp | 2011 |

NL Rookie Pitcher Of The Month

| | |
|----------------|------------|
| Kazuhisa Ishii | April 2002 |
|----------------|------------|

Brooklyn And Los Angeles All-Time Roster

A

Aase, Don 1990
 Abbey, Bert 1895-96
 Abrams, Cal 1949-52
 Abreu, Bobby 2012
 Abreu, Tony 2007-09
 Adams, Terry 2000-01
 Aderholt, Morrie 1944-45
 Aguirre, Hank 1968
 Ainsmith, Eddie 1923
 Aitchison, Raleigh 1911,14-15
 Albosta, Ed 1941
 Alcaraz, Luis 1967-68
 Alexander, Doyle 1971
Alexander, Scott 2018-
 Allen, Dick 1971
 Allen, Frank 1912-14
 Allen, Horace 1919
 Allen, Johnny 1941-43
 Allen, Luke 2002
 Almada, Mel 1939
 Alomar Jr., Sandy 2006
 Alperman, Whitey J. 1906-09
 Alvarez, Orlando 1973-75
 Alvarez, Victor 2002-03
 Alvarez, Wilson 2003-05
 Amelung, Ed 1984, 86
 Amoros, Sandy 1952, 54-57,
 59-60
 Anderson, Brett 2015-16
 Anderson, Dave 1983-89, 92
 Anderson, Ferrell 1946
 Anderson, John 1894-99
 Anderson, Garret 2010
 Anderson, Marlon 2006-07
 Andrews, Stan 1944-45
 Ankenman, Pat 1943-44
 Anthony, Eric 1997
 Antonello, Bill 1953
 Appleton, Ed 1915-16
 Archer, Jimmy 1918
 Ardoin, Danny 2008
 Arnold, Jamie 1999-00
 Arruebarena, Erisbel 2014
 Ashby, Andy 2001-03
 Ashley, Billy 1992-97
 Aspromonte, Bob 1956, 60-61
 Astacio, Pedro 1992-97
 Auerbach, Rick 1974-76
 Ausmus, Brad 2009-10
 Aven, Bruce 2000-01
 Avilán, Luis 2015-17
 Axford, John 2018
 Aybar, Willy 2005-06

B

Babb, Charlie 1904-05
 Babich, Johnny 1934-35
 Baez, Dany 2006
Báez, Pedro 2014-
 Bailey, Bob 1967-68
 Bailey, Gene 1925-24
 Bailey, Sweetbreads 1921
 Bailor, Bob 1984-85
 Baird, Doug 1919-20
 Baker, Dusty 1976-83
 Baker, Scott 2015
 Baker, Tom 1935-37
 Bako, Paul 2005
 Baldwin, James 2001
 Baldwin, Lady 1890
 Ballou, Win 1929
 Bancroft, Dave 1928-29
 Bankhead, Dan 1947, 50-51
 Banks, Willie 1995
 Banta, Jack 1947-50
 Barajas, Rod 2010-11
 Barber, Turner 1923
 Barberi, Jim 1966
 Barger, Cy 1910-12
 Barkley, Red 1943-45
Barnes, Austin 2015-

Barnes, Brian 1994
 Barnes, Jesse 1926-27
 Barnes, Larry 2003
 Barney, Darwin 2014-15
 Barnes, Rex 1943, 46-50
 Barr, Bob 1935
 Barrett, Bob 1925, 27
 Barrios, Manuel 1998
 Bartley, Boyd 1943
 Bashang, Al 1918
 Basinski, Eddie 1944-45
 Batch, Emil 1904-07
 Baxes, Jim 1959
 Baxter, Mike 2014
 Beachy, Brandon 2015
 Bean, Billy 1989
Beatty, Matt 2019-
 Beck, Boom-Boom 1933-34
 Beck, Erve 1899
 Beckett, Josh 2012-14
 Beckwith, Joe 1979-83, 86
 Behrman, Hank 1946-48
 Beimel, Joe 2006-08
 Beirne, Kevin 2002
 Belanger, Mark 1982
 Belardi, Wayne 1950-51,53-54
 Belcher, Tim 1987-91
 Belisario, Ronald 2009-13
 Bell, George 1907-11
 Belliard, Ronnie 2009-10
Bellinger, Cody 2017-
 Beltré, Adrian 1998-2004
 Bengé, Ray 1933-35
 Bennett, Gary 2008
 Benzinger, Todd 1992
 Berg, Moe 1923
 Bergen, Bill 1904-11
 Bernadina, Roger 2014
 Berres, Ray 1934, 36
 Berroa, Angel 2008
 Berroa, Geronimo 2000
 Betemit, Wilson 2006-07
 Bessent, Don 1955-58
 Bilko, Steve 1958
 Billingham, Jack 1968
 Billingsley, Chad 2006-14
 Birkofer, Ralph 1937
 Bissar, Babe 1958
 Bissonette, Del 1928-31, 33
 Black, Joe 1952-55
 Blake, Casey 2008-11
 Blanco, Henry 1997-98
 Blanton, Joe 2012, 2016
 Blethen, Clarence 1929
 Blowers, Mike 1996
 Blue, Lu 1933
 Bocachica, Hiram 2000-02
 Bochtler, Doug 1999
 Boehler, George 1926
 Bogar, Tim 2001
 Bohanon, Brian 1998
 Bohne, Sammy 1926
 Bolling, John 1944
 Bolsinger, Mike 2015-16
 Bonilla, Bobby 1998
 Bonner, Frank 1896
 Boone, Ike 1930-32
 Borbon, Pedro 1999
 Bordagaray, Frenchy 1935-
 36, 42-45
 Borkowski, Bob 1955
 Bourinjal, Rafael 1992-95
 Boyer, Ken 1968-69
 Boyle, Buzz 1933-35
 Brack, Gib 1937-38
 Bradley, Mark 1981-82
 Bradley, Milton 2004-05
 Bradshaw, Joe 1929
 Bragan, Bobby 1943-44, 47-48
 Branca, Ralph 1944-53, 56
 Brandt, Ed 1936
 Branson, Jeff 2000-01

Brazoban, Yhency 2004-08
 Bream, Sid 1983-85
 Breeding, Marv 1963
 Brennan, Tom 1985
 Brennan, William 1988
 Bressler, Ruben 1928-31
 Brett, Ken 1979
 Brewer, Jim 1964-75
 Brewer, Tony 1984
 Bridges, Rocky 1951-52
 Brock, Greg 1982-86
 Broderick, Matt 1903
 Brohawn, Troy 2003
 Brooks, Hubie 1990
 Brooks, Jerry 1993
 Brouters, Dan 1892-93
 Brown, Eddie 1924-25
 Brown, Frank 1913-15
 Brown, John 1897
 Brown, Kevin 1999-2003
 Brown, Lindsay 1937
 Brown, Lloyd 1925
 Brown, Mace 1941
 Brown, Tommy 1944-45,47-51
 Browne, George 1911
 Browning, Pete 1894
 Broxton, Jonathan 2005-11
 Brubaker, Bruce 1967
 Brumfield, Jacob 1999
 Brunson, Will 1998
 Bruske, Jim 1995-96, 98
 Bryant, Ralph 1985-87
 Bucher, Jim 1934-37
 Buckner, Bill 1969-76
Buehler, Walker 2017-
 Buker, Cy 1945
 Bunning, Jim 1969
 Burch, Al 1907-11
 Burdock, Jack 1891
 Burk, Sandy 1910-12
 Burke, Glenn 1976-78
 Burnitz, Jeromy 2003
 Burns, Oyster 1890-95
 Burrell, Buster 1895-97
 Burritt, Larry 1962
 Busch, Mike 1995-97
 Bushong, Doc 1890
 Buss, Nick 2013
 Butcher, Max 1936-38
 Butera, Drew 2013-14
 Butler, Brett 1991-97
 Butler, John 1906-07
 Butler, Johnny 1926-27

C

Cabell, Enos 1985-86
 Cadore, Leon 1915-23
 Cabrera, Jobert 2002-03
 Caldwell, Bruce 1932
 Callahan, Leo 1913
 Callaspo, Alberto 2015
 Calmus, Dick 1963
 Camilli, Dolph 1938-43
 Camilli, Doug 1960-64
 Campanella, Roy 1948-57
 Campanis, Alex 1943
 Campanis, Jim 1966-68
 Campbell, Gilly 1938
 Canavan, Jimmy 1897
 Candelaria, John 1991-92
 Candiotti, Tom 1992-97
 Cannizzaro, Chris 1972-73
 Cantrell, Guy 1925-27
 Cantwell, Ben 1937
 Capuano, Chris 2012-13
 Carey, Andy 1962
 Carey, Max 1926-29
 Carleton, Tex 1940
 Carlyle, Buddy 2005
 Carrara, Giovanni 2001-02, 04-06
 Carroll, Jamey 2010-11
 Carroll, Ownie 1933-34

Carsey, Kid 1901
 Carter, Gary 1991
 Carter, Lance 2006
 Caruthers, Bob 1890-91
 Casey, Doc 1899-1900,
 06-07
 Casey, Hugh 1939-42, 46-48
 Cassidy, Pete 1899
 Castellanos, Alex 2012-13
 Castillo, Bobby 1977-81, 85
 Castillo, Fabio 2017
 Castro, Juan 1995-99, 2009-11
 Catterson, Tom 1908-09
 Cedeno, Cesar 1986
 Cedeno, Roger 1995-98
 Cey, Ron 1971-82
 Chandler, Ed 1947
 Chapman, Ben 1944-45
 Chapman, Glenn 1934
 Chargois, JT 2018-2019
 Chavez, Jesse 2016
 Checo, Robinson 1999
 Chen, Chin-Feng 2002-05
 Cheney, Larry 1915-19
 Chervinko, Paul 1937-38
 Chipman, Bob 1941-44
 Choate, Randy 2012
 Choi, Hee-Seop 2004
 Christensen, McKay 2001
 Christopher, Mike 1991
 Churn, Chuck 1959
 Cimoli, Gino 1956-58
 Cingrani, Tony 2017-19
 Cisar, George 1937
 Clabaugh, Moose 1926
 Clancy, Bud 1932
 Clark, Bob 1890
 Clark, Brady 2007
 Clark, Dave 1996
 Clark, Watty 1927-37
 Clement, Wally 1909
 Clontz, Brad 1998
 Coffey, Todd 2012
 Cohen, Alta 1931-32
 Colavito, Rocky 1968
 Coleman, Louis 2016
 Collins, Bill 1913
 Collins, Hub 1890-92
 Collum, Jackie 1957-58
 Colyer, Steve 2003
 Connors, Chuck 1949
 Cook, Dennis 1990-91
 Cookson, Brent 1999
 Coombs, Jack 1915-18
 Coomer, Ron 2003
 Cooney, Johnny 1935-37, 43-44
 Cora, Alex 1998-2004
 Corbitt, Claude 1945
 Corcino, Daniel 2018
 Corcoran, Tommy 1892-96
 Corey, Bryan 2002
 Corgan, Chuck 1925, 27
 Corkhill, Pop 1890
 Cormier, Lance 2011
 Corriden, John 1946
 Correia, Kevin 2014
 Coscarart, Pete 1938-41
 Coulumbe, Daniel 2014-15
 Coulson, Bob 1910-11
 Counsell, Craig 1999
 Covington, Wes 1966
 Cox, Billy 1948-54
 Cox, Dick 1925-26
 Crable, George 1910
 Craig, Roger 1955-61
 Crane, Cannonball 1893
 Crane, Sam 1922
 Crawford, Carl 2013-16
 Crawford, Willie 1964-75
 Crews, Tim 1987-92
 Crocker, Claude 1944-45
 Cromer, Tripp 1997-99

Cronin, John1895-1904
 Crosby, Bubba 2003
 Cross, Lave 1900
 Crouch, Bill 1939
 Crow, Don 1982
 Cruz, Henry1975-76
 Cruz, Luis Jr.2005-06
 Cruz, Jose 2012-13
 Cuccinello, Tony 1932-35
 Culberson, Charlie 2016-17
 Cullenbine, Roy 1940
 Cullop, Nick 1929
 Culver, George 1973
 Cummings, John 1995-96
 Curtis, Chad 1996
 Curtis, Cliff 1912-13
 Cutshaw, George 1912-17
 Cuyler, Kiki 1938

D

d'Arnaud, Travis2019
 Daal, Omar 1993-95, 2002
 Dahlen, Bill 1899-1903, 10-11
 Dahlgren, Babe 1942
 Daily, Con 1891-95
 Daley, Jud 1911-12
 Dalton, Jack 1910, 14
 Daly, Tom 1890-96, 98-1901
 Daniel, Jake 1937
 Daniels, Kal 1989-92
 Dantonio, Fats 1944-45
 Dapper, Cliff 1942
 Darnell, Bob 1954, 56
 Darvish, Yu 2017
 Darwin, Bob 1969, 97
 Daub, Dan 1985-97
 Daubert, Jake 1910-18
 Davaillo, Vic 1977-80
 Davidson, Bill 1910-11
 Davis, Butch 1991
 Davis, Curt 1940-46
 Davis, Eric 1992-93
 Davis, Lefty 1901
 Davis, Mike 1988-89
 Davis, Otis 1946
 Davis, Ron 1987
 Davis, Tommy 1959-66
 Davis, Willie 1960-73
 Day, Pea Ridge 1931
 Dayton, Grant 2016-17
 Deal, Lindsay 1939
 Dean, Tommy 1967
 DeBerry, Hank 1922-30
 Decatur, Art 1922-25
 Dede, Artie 1916
 Dedeaux, Raoul 1935
 De Leon, Jose 2016
 Deisel, Pat 1902
 DeJesus, Ivan 1974-76
 DeJesus Jr., Ivan 2011-12
 De La Rosa, Rubby 2011-12
 Dell, Wheeler 1915-17
 Delmas, Bert 1933
 Demeter, Don 1956, 58-61
 DeMontreville, Gene 1900
 Dempsey, Rick 1988-90
 Dent, Eddie 1909, 11-12
 DeShields, Delino 1994-96
 DeSilva, John 1993
 Dessau, Ruben 1910
 Dessens, Elmer 2004-06
 Devereaux, Mike 1987-88, 98
 DeWitt, Blake 2008-10
 Diaz, Carlos 1984-86
 Diaz, Einar 2006
 Dickerman, Leo 1923-24
 Dickson, O'Koyea 2017
 Dietz, Dick 1972
 Dillon, Pop 1904
 Doak, Bill 1924, 27-28
 Dobbis, John 1903-05
 Dockins, George 1947
 Dolan, Cozy 1901-02
 Dominguez, Jose 2013-14

Donnels, Chris2000-01
 Donovan, Patsy 1890,1906-07
 Donovan, Wild Bill 1899-1902
 Doonan, Mickey 1918
 Doscher, Jack 1903-06
 Dotel, Octavio 2010
 Douglas, John 1945
 Douglas, Phil 1915
 Dowd, Snooks 1926
 Downey, Red 1909
 Downing, Al 1971-77
 Downs, Red 1912
 Doyle, Carl 1939-40
 Doyle, Jack 1903-04
 Dozier, Brian 2018
 Drake, Solly 1959
 Drake, Tom 1941
 Dreifort, Darren 1994-05
 Drew, J.D. 2005-06
 Drysdale, Don 1956-69
 Duffley, Clise 1929-30
 Dudley, John 1967
 Duncan, Mariano 1985-87, 89
 Dunn, Jack 1897-1900
 Dunn, Joe 1908-09
 Durham, Bull 1904
 Durning, Dick 1917-18
 Durocher, Leo 1938-41, 43, 45
 Durrett, Red 1944-45

E

Earle, Billy 1894
 Earnshaw, George 1935-36
 Eason, Mal 1905-06
 Eays, Eddie 1921
 Eckhardt, Ox 1936
 Edwards, Bruce 1946-51
 Edwards, Hank 1951
 Edwards, Mike 2005
 Egan, Dick J. 1914-15
 Egan, Dick W. 1967
 Ehrhardt, Rube 1924-28
 Eibner, Brett 2017
 Eischen, Joey 1995-96
 Eisenreich, Jim 1998
 Eisenstat, Harry 1935-37
 Elberfeld, Kid 1914
 Elbert, Scott 2008-14
 Ellingsen, Bruce 1972
 Elliott, Jumbo 1925, 27-30
 Elliott, Rowdy 1920
 Ellis, A.J. 2008-16
 Ellis, Mark 2012-13
 Ellis, Robert 2002
 Elster, Kevin 2000
 Elston, Don 1957
 Ely, Bones 1891
 Ely, John 2010-12
 Encarnacion, Juan 2004
 English, Gil 1944
 English, Woody 1937-38
 Enzmann, Johnny 1914
 Eovaldi, Nathan 2011-12
 Epperly, Al 1950
 Erickson, Scott 2005
 Erskine, Carl 1948-59
 Erwin, Tex 1910-14
 Espy, Cecil 1983
 Essegian, Chuck 1959-60
 Esterbrook, Dude 1891
 Ethier, Andre 2006-17
 Evans, Red 1939
 Evans, Roy 1902-03
 Eveland, Dana 2011

F

Fabrique, Bunny 1916-17
 Fairey, Jim 1968, 73
 Fairly, Ron 1958-69
 Falkenberg, Brian 2004, 2008
 Fallon, George 1937
 Farmer, Alex 1908
 Farmer, Kyle 2017-18

Farrell, Dick 1961
 Farrell, Duke 1899-1902
 Faulkner, Jim 1930
 Federowicz, Tim 2011-14
 Felix, Gus 1926-27
 Ferguson, Alex 1929
Ferguson, Caleb 2018-
 Ferguson, Joe 1970-76, 78-81
 Fernandez, Chico 1956
 Fernandez, Sid 1983
 Ferrara, Al 1963, 65-68
 Ferrell, Wes 1940
 Fette, Lou 1940
 Fettes, Mike 2000-01
 Fester, Chick 1926-27
 Fields, Josh 2016-2018
 Fien, Casey 2016
 Fife, Stephen 2012-14
 Figgins, Chone 2014
 Fimple, Jack 1983-84, 86
 Finlayson, Pembroke 1908-09
 Finley, Steve 2004
 Finn, Mickey 1930-32
 Fischer, Bill 1913-14
 Fischer, Jeff 1989-90
 Fisher, Bob 1912-13
 Fisher, Chauncey 1897
 Fitzsimmons, Freddie 1937-43
 Fitzsimmons, Tom 1919
 Fletcher, Darrin 1989-90
 Fletcher, Sam 1909
 Flood, Tim 1902-03
 Flores, Jose 2004
Floro, Dylan 2018-
 Flowers, Jake 1927-31, 33
 Flowers, Wes 1940, 44
 Font, Wilmer 2017-18
 Fonville, Chad 1995-97
 Ford, Hod 1925
 Forster, Terry 1978-82
 Forsythe, Logan 2017-18
 Foster, Alan 1967-70
 Fournier, Jack 1923-26
 Foutz, Dave 1890-96
 Fowler, Art 1959
 Frankhouse, Fred 1936-38
 Franklin, Jack 1944
 Franks, Herman 1940-41
 Frederick, Johnny 1929-34
 Freeman, Mike 2017
 Freese, David 2018-2019
 Freigau, Howard 1928
 French, Larry 1941-42
 French, Ray 1923
 Frey, Lonny 1933-36
 Frias, Carlos 2014-16
 Frias, Pepe 1980-81
 Fuchs, Charlie 1944
 Fuller, Nig 1902
 Furcal, Rafael 2006-11
 Furillo, Carl 1946-60

G

Gabrielson, Len 1967-70
 Gaddy, John 1938
 Gagné, Eric 1999-2006
 Gagne, Greg 1996-97
 Galan, Augie 1941-46
Gale, Rocky 2018-
 Gallagher, Joe 1940
 Gallivan, Phil 1931
 Galvez, Balvino 1986
 Garcia, Karim 1995-97
 Garcia, Yimi 2014-2019
 Garciparrá, Nomar 2006-08
 Garland, Jon 2009, 2011
 Garlick, Kyle 2019
 Garman, Mike 1977-78
 Garner, Phil 1987
 Garvey, Steve 1969-82
 Garvin, Ned 1902-04
 Gaston, Welcome 1898-99
 Gastright, Hank 1894
 Gatins, Frank 1901

Gautreaux, Sid 1936-37
 Gentile, Jim 1957-58
 George, Greek 1938
 Geraghty, Ben 1936
 Gessler, Doc 1903-06
 Getz, Gus 1914-16
 Giallombardo, Bob 1958
 Gibbons, Jay 2010-11
 Gibson, Kirk 1988-90
 Gilbert, Charlie 1940
 Gilbert, Pete 1894
 Gilbert, Shawn 2000
 Gilbert, Wally 1928-31
 Gillenwater, Carden 1943
 Gilliam, Jim 1953-66
 Gimenez, Hector 2011
 Giunfriddo, Al 1947
 Giulliani, Tony 1940-41
 Gleason, Roy 1963
 Glossop, Al 1943
 Gochnaur, John 1901
 Goeddel, Eric 2018
 Golden, Jim 1960-61
 Goltz, Dave 1980-82
Gonsolin, Tony 2019-
 Gonzalez, Adrian 2012-17
 Gonzalez, Alfredo 2003
 Gonzalez, Jose 1985-91
 Gonzalez, Luis 2007
 Gooch, Johnny 1928-29
 Goodson, Ed 1976-77
 Goodwin, Tom 1991-93, 2000-01
 Gordon, Dee 2011-14
 Gordonier, Ray 1921-22
 Gorecki, Rick 1997
 Gott, Jim 1990-94
 Grabarkewitz, Bill 1969-72
 Grabowski, Jason 2004-05
 Graham, Jack 1946
 Grandal, Yasmani 2015-18
 Granderson, Curtis 2017
 Grant, Jim 1968
 Gray, Dick 1958-59
 Green, Harvey 1935
 Green, Nick 2010
 Green, Shawn 2000-04
 Greene, Nelson 1924-25
 Greenfield, Kent 1929
 Gregg, Hal 1943-47
 Greinke, Zack 2013-15
 Griffin, Alfredo 1988-91
 Griffin, Mike 1891-98
 Griffith, Bart 1922-23
 Griffith, Derrell 1963-66
 Griffith, Tommy 1919-25
 Grim, John 1895-99
 Grimes, Burleigh 1918-26
 Griner, Dan 1918
 Grissom, Lee 1940-41
 Grissom, Marquis 2001-02
 Gross, Kevin 1991-94
 Gross, Kip 1992-93
 Grote, Jerry 1977-81
 Grudzielanek, Mark 1998-2002
 Guerra, Javy 2011-13
 Guerrero, Alex 2014-15
 Guerrero, Pedro 1978-88
 Guerrero, Wilton 1996-98
 Guerrier, Matt 2011-13
 Gulden, Brad 1978
 Gumbert, Ad 1895-96
 Guthrie, Mark 1995-98
 Gutierrez, Franklin 2017
 Guzman, Joel 2006
 Gwynn, Chris 1987-91, 94-95
 Gwynn Jr., Tony 2011-12
 Gyorke, Jedd 2019

H

Haas, Bert 1937-38
 Haddock, George 1892-93
 Haeger, Charlie 2009-10
 Hairston Jr., Jerry 2012-13

Hale, Chip.....1997
 Hale, John.....1974-77
 Hall, Bill.....1913
 Hall, Bob.....1905
 Hall, Darren.....1996-98
 Hall, Johnny.....1948
 Hall, Toby.....2006
 Haller, Tom.....1968-71
 Hallman, Bill.....1898
 Hamilton, Jeff.....1986-91
 Hamlin, Luke.....1937-41
 Hamric, Bert.....1955
 Hamniack, Tim.....2006
 Hanifin, Pat.....1897
 Hannahs, Gerald.....1978-79
 Hansell, Greg.....1995
 Hansen, Dave.....1989-96
 1999-2002
 Hansford, F. C.....1898
 Harang, Aaron.....2012-13
 Haren, Dan.....2014
 Hargreaves, Charlie.....1923-28
 Harkey, Mike.....1997
 Harkness, Tim.....1961-62
 Harper, George.....1896
 Harper, Harry.....1923
 Harris, Bill.....1957, 59
 Harris, Joe.....1928
 Harris, Lenny.....1989-93
 Hart, Bill F.....1892
 Hart, Bill W.....1943-45
 Hart, Donnie.....2019
 Hartfield, Gil.....1893
 Hartje, Chris.....1939
 Hartley, Mike.....1989-91
 Hassett, Buddy.....1936-38
 Hatcher, Mickey.....1979-80,
 87-90
 Hatcher, Chris.....2015-17
 Hathaway, Ray.....1945
 Hatten, Joe.....1946-51
 Haughey, Chris.....1943
 Haugstad, Phil.....1947-48, 1951
 Havens, Brad.....1987-88
 Hawksworth, Blake.....2011-12
 Hayworth, Ray.....1938-39,
 44-45
 Head, Ed.....1940, 42-44, 46
 Hearne, Hugh.....1901-03
 Hechinger, Mike.....1913
 Heep, Danny.....1987-88
 Hehl, Jake.....1918
 Heimach, Fred.....1930-33
 Heisey, Chris.....2015
 Heitmann, Henry.....1918
 Herming, George.....1891
 Henderson, Ricky.....2003
 Hendrick, Harvey.....1927-31
 Hendrickson, Mark.....2006-07
 Henion, Lafayette.....1919
 Henley, Weldon.....1907
 Henline, Butch.....1927-29
 Henry, Dutch.....1923-24
 Henshaw, Roy.....1937
 Herges, Matt.....1999-2001
 Herman, Babe.....1926-31, 45
 Herman, Billy.....1941-43, 46
 Herrmann, Marty.....1918
 Hermansen, Chad.....2003
 Hermanski, Gene.....1943,
 46-51
 Hernandez, Carlos.....1990-96
Hernández, Enrique.....2015-
 Hernandez, Enzo.....1978
 Hernandez, Jose.....2004
 Hernandez, Ramon.....2013
 Hernandez, Roberto.....2007
 Hernandez, Roberto.....2014
 Herrera, Elian.....2012-13
 Herring, Art.....1934, 44-46
 Hershiser, Orel.....1983-94, 00
 Heydemann, Greg.....1973
 Hiatt, Phil.....2001
 Hickman, Dave J.....1916-19
 Hickman, Jim.....1967

Higbe, Kirby.....1941-43,
 46-47
 Higgins, Bob.....1911-12
 High, Andy.....1922-25
 Hildebrand, George.....1902
 Hill, Koyie.....2003
 Hill, Rich.....2016-19
 Hill, Still Bill.....1899
 Hillegas, Shawn.....1987-88
 Hillenbrand, Shea.....2007
 Hines, Hunkey.....1895
 Hoak, Don.....1954-55
 Hockett, Oris.....1938-39
 Hodges, Gil.....1943, 47-61
 Hoffman, Glenn.....1987
 Hofmann, Jamie.....2009, 2011
 Hogg, Bert.....1934
 Hollandsworth, Todd.....1995-00
 Hollingsworth, Al.....1939
 Hollingsworth, Bonnie.....1924
 Hollins, Damon.....1998
 Holmes, Darren.....1990
 Holmes, Jim.....1908
 Holmes, Tommy.....1952
 Holton, Brian.....1985-88
 Honeycutt, Rick.....1983-87
 Hood, Wally.....1920-22
 Hooton, Burt.....1975-84
 Hopkins, Gail.....1974
 Hopp, Johnny.....1949
 Hopper, Jeff.....1898
 Horton, Elmer.....1898
 Horton, Ricky.....1988-89
 Hough, Charlie.....1970-80
 Houltin, D.J.....2005, 2007
 Householder, Ed.....1903
 Houston, Tyler.....2002
 Howard, Frank.....1958-64
 Howard, Thomas.....1998
 Howe, Steve.....1980-85
 Howell, Dixie.....1953, 55-56
 Howell, Harry.....1898, 1900
 Howell, Jay.....1988-92
 Howell, J.P.....2013-16
 Howell, Ken.....1984-88
 Hoyt, Waite.....1932, 37-38
 Hubbard, Trinidad.....1998-99
 Hubbell, Bill.....1925
 Huckyback, Ken.....1996-97
 Hudson, Daniel.....2018
 Hudson, Johnny.....1936-40
 Hudson, Orlando.....2009
 Hudson, Rex.....1974
 Huff, David.....2015
 Huff, Mike.....1989
 Hug, Ed.....1903
 Hughes, Jim J.....1899, 1901-02
 Hughes, Jim R.....1952-56
 Hughes, Mickey.....1890
 Hu, Chin-lung.....2007-10
 Hull, Eric.....2007
 Hummel, John.....1905-15
 Humphrey, Al.....1911
 Hundley, Todd.....1999-00, 03-04
 Hungling, Bernie.....1922-23
 Hunt, Ron.....1967
 Hunter, George.....1909-10
 Hunter, Willard.....1962
 Hurley, Pat.....1907
 Hutcheson, Joe.....1933
 Hutchinson, Ira.....1939
 Hutson, Roy.....1925
 Hutton, Tom.....1966, 69

I

Ingram, Garey.....1994-95, 97
 Inks, Bert.....1891-92
 Irwin, Charlie.....1901-02
 Ishii, Kazuhisa.....2002-04
 Izturis, Cesar.....2002-06

J

Jacklitsch, Fred.....1903-04
 Jackson, Edwin.....2003-05
 Jackson, Randy.....1956-58

Jacobson, Merwin.....1926-27
 James, Cleo.....1968
Jansen, Kenley.....2010-
 Janvrin, Hal.....1921-22
 Jarvis, Roy.....1944
 Javier, Stan.....1990-92
 Jeffcoat, George.....1936-37, 39
 Jenkins, Jack.....1969
 Jennings, Hughie.....1899-1900,
 03
 John, Tommy.....1972-78
 Johnson, Brian.....2001
 Johnson, Charles.....1998
 Johnson, Jason.....2008
 Johnson, Jim.....2015
 Johnson, Lou.....1965-67
 Johnson, Micah.....2016
 Johnson, Reed.....2010
 Johnston, Fred Ivy.....1924
 Johnston, Jimmy.....1916-25
 Johnstone, Jay.....1980-82, 85
 Jones, Andrew.....2008
 Jones, Art.....1932
 Jones, Binky.....1924
 Jones, Fielder.....1896-1900
 Jones, Mitch.....2009
 Jones, Oscar.....1903-05
 Jordan, Brian.....2002-03
 Jordan, Dutch.....1903-04
 Jordan, Jimmy.....1933-36
 Jordan, Tim.....1906-10
 Jorgensen, Spider.....1947-50
 Joshua, Von.....1969-71, 73-74, 79
 Joyce, Bill.....1892
 Judd, Mike.....1997-2000
 Judge, Joe.....1933

K

Kampouris, Alex.....1941-43
 Karros, Eric.....1991-2002
 Karst, John.....1915
 Kazmir, Scott.....2016-17
 Keeler, Wee Willie.....1893,
 1899-1902
 Kehn, Chet.....1942
 Kekich, Mike.....1965, 68
 Kelleher, John.....1916
 Kellert, Frank.....1955
 Kelley, Joe.....1899-1901
Kelly, Joe.....2019-
 Kelly, George.....1932
 Kelly, Roberto.....1995
 Kemp, Matt.....2006-14, 2018
 Kendrick, Howie.....2015-16
 Kennedy, Adam.....2012
 Kennedy, Bob.....1957
 Kennedy, Brickyard.....1892-1901
 Kennedy, John.....1965-66
 Kent, Jeff.....2005-08
 Kent, Maury.....1912-13
Kershaw, Clayton.....2008-
 Kida, Masao.....2003-04
 Kilduff, Pete.....1919-21
 Kimball, Newt.....1940-43
 Kinkade, Mike.....2002-03
 King, Clyde.....1944-45,
 47-48, 51-52
 Kinslow, Tom.....1891-94
 Kipp, Fred.....1957-59
 Kirby, Wayne.....1996-97
 Kirkpatrick, Enos.....1912-13
 Kitson, Frank.....1900-02
 Klippstein, John.....1958-59
 Klugman, Joe.....1924
 Klumpp, Elmer.....1937
 Knetzner, Elmer.....1909-12
 Knolls, Hub.....1906
 Koch, Barney.....1944
 Koenecke, Len.....1934-35
Kolarek, Adam.....2019-
 Konerko, Paul.....1997-98
 Konetchy, Ed.....1919-21
 Konatyan, Jim.....1894
 Kosco, Andy.....1969-70
 Koufax, Sandy.....1955-66

Koukalik, Joe.....1904
 Koupal, Lou.....1928-29
 Koy, Ernie.....1938-40
 Kress, Charlie.....1954
 Krueger, Bernie.....1987-88
 Krueger, Ernie.....1917-21
 Kreuter, Chad.....2000-02
 Kruger, Abe.....1908
 Kubenka, Jeff.....1998-99
 Kuo, Hong-Chih.....2005-11
 Kuroda, Hiroki.....2008-11
 Kustus, Joe.....1909

L

Labine, Clem.....1950-60
 LaChance, Candy.....1893-98
 Lacy, Lee.....1972-78
 LaGrow, Lerrin.....1979
 Lamanske, Frank.....1935
 Lamar, Bill.....1920-21
 LaMaster, Wayne.....1938
 Lamb, Ray.....1969-70
 Landestou, Rafael.....1977, 83-84
 Landreaux, Ken.....1981-87
 Landrum, Joe.....1950, 52
 Landrum, Tito.....1987
 Lankford, Frank.....1998
 Larker, Norm.....1958-61
 LaRoche, Andy.....2007-08
 Lary, Lynn.....1939
 Lasorda, Tommy.....1954-55
 Latimer, Tacks.....1902
 Latos, Mat.....2015
 Lavagetto, Cookie.....1937-41,
 46-47
 Law, Rudy.....1978, 80
 Lazerri, Tony.....1939
 Leach, Brent.....2009
 League, Brandon.....2012-15
 Leard, Bill.....1917
 Leary, Tim.....1987-89
 Ledee, Ricky.....2005-06
 Lee, Bob.....1967
 Lee, Hal.....1930
 Lee, Leron.....1975-76
 Lee, Zach.....2015
 Lefebvre, Jim.....1965-72
 Lehman, Tom.....1952, 56-57
 LeJeune, Larry.....1911
 LeJohn, Don.....1965
 Lembo, Steve.....1950, 52
 Lennox, Ed.....1909-10
 Leonard, Dutch.....1933-36
 Leonard, Jeffrey.....1977
 Leslie, Sam.....1933-35
 Lewallyn, Dennis.....1975-79
 Lewis, Darren.....1997
 Lewis, Phil.....1905-08
 Leyritz, Jim.....2000
 Liberatore, Adam.....2015-18
 Lieberthal, Mike.....2007
 Lillis, Bob.....1958-61
 Lilly, Ted.....2010-13
 Lima, Jose.....2004
 Lindblom, Josh.....2011-12
 Lindsey, Jim.....1937
 Lindsey, John.....2010
 Lindstrom, Fred.....1936
 Link, Jon.....2010
 Liriano, Nelson.....1997
 Livingston, Mickey.....1951
 Lo Duca, Paul.....1998-04
 Loaiza, Esteban.....2007-08
 Locastro, Tim.....2017-18
 Loes, Billy.....1950, 52-56
 Lofton, Kenny.....2006
 Loftus, Dick.....1924-25
 Logan, Bob.....1935
 Lohrman, Bill.....1943-44
 Lombardi, Ernie.....1931
 Lombardi, Vic.....1945-47
 Loney, James.....2006-12
 Long, Tom.....1924
 Lopes, Davey.....1972-81
 Lopez, Al.....1928, 30-35

Lopez, Luis 1990
 Loretta, Mark 2009
 Loudenslager, Charlie 1904
 Lovett, Tom 1890-91, 93
 Lowe, Derek 2005-08
 Lucas, Ray 1933-34
 Lucid, Con 1894-95
 Lugo, Julio 2006
 Lugo, Matt 1998
 Lumley, Harry 1904-10
 Lund, Don 1945, 47-48
 Luque, Dolf 1930-31
Lux, Gavin 2019-
 Lyons, Barry 1990-91
 Lyttle, Jim 1976

M

MacDougall, Mike 2011-12
 MacGarnwell, Ed 1905
 Machado, Manny 2018
 Macon, Max 1940, 42-43
 Maddux, Greg 2006, 2008
 Maddux, Mike 1990, 1999
 Madlock, Bill 1985-87
 Madson, Ryan 2018
 Maeda, Kenta 2016-19
 Magee, Lee 1919
 Magill, Matt 2013
 Maglie, Sal 1956-57
 Magoon, George 1898
 Maholm, Paul 2014
 Mails, Duster 1915-16
 Malay, Charlie 1905
 Maldonado, Candy 1981-85
 Malinosky, Tony 1937
 Mallette, Mal 1950
 Malone, Lew 1917, 19
 Maloney, Billy 1906-08
 Maloney, Sean 1998
 Malmoux, Al 1918-23
 Mancuso, Gus 1940
 Manuel, Charlie 1974-75
 Manush, Heinie 1937-38
 Maranville, Rabbit 1926
 Marichal, Juan 1975
 Marquard, Rube 1915-20
 Marrero, Oreste 1996
 Marriott, Bill 1926-27
 Marrow, Buck 1937-38
 Marshall, Doc 1909
 Marshall, Mike A. 1981-89
 Marshall, Mike G. 1974-76
 Martin, Morrie 1949
 Martin, Russell 2006-10, 19
 Martin, Tom 2003-04
 Martinez, Jesus 1996
 Martinez, Pedro 1992-93
 Martinez, Ramon 1988-98
 Martinez, Ramon E. 2006-07
 Martinez, Teddy 1977-79
 Masaoka, Onan 1999-2000
 Mattingly, Earl 1931
 Matuszek, Len 1985-87
 Mauch, Gene 1944, 48
 Maul, Al 1899
 Mauriello, Ralph 1958
 Mauro, Carmen 1953
May, Dustin 2019-
 Mayne, Brent 2004
 Maza, Luis 2008
 McBean, Alvin 1969-70
 McCabe, Bill 1920
 McCann, Gene 1901-02
 McCarren, Bill 1923
 McCarthy, Brandon 2015-17
 McCarthy, Jack 1906-07
 McCarthy, Johnny 1934-35
 McCarthy, Tommy 1896
 McCarty, Lew 1913-16
 McCormick, Mike J. 1904
 McCormick, Mike W. 1949
 McCreedie, Judge 1903
 McCreery, Tom 1901-03
 McDermott, Terry 1972
 McDevitt, Danny 1957-60
 McDonald, James 2008-10
 McDougal, John 1895

McDowell, Roger 1991-94
 McEvean, Pryor 1909-11
 McFarlan, Dan 1899
 McFarland, Chappie 1906
 McGann, Dan 1899
 McGinnity, Joe 1900
 McGlothlin, Pat 1949-50
 McGraw, Bob 1925-27
 McGriff, Fred 2003
 McGuire, Deacon 1899-1901
 McIntyre, Harry 1905-09
 McClames, Doc 1899, 191
 McKenna, Kit 1998
 McLane, Ed 1907
 McLish, Cal 1944, 46
 McMahan, Sadie 1897
 McMakin, John 1902
 McManus, Frank 1903
 McMichael, Greg 1998
 McMillan, Tommy 1908-10
 McMullen, Ken 1962-64,
 73-75
 McWeeny, Doug 1926-29
 Medwick, Joe 1940-43, 46
 Melhus, Adam 2000
 Meloan, Jonathan 2007
 Melton, Rube 1943-44, 46-47
 Mercado, Orlando 1987
 Merkle, Fred 1916-17
 Messersmith, Andy 1973-75, 79
 Metcalfe, Mike 1998, 2000
 Meusel, Irish 1927
 Meyer, Benny 1913
 Meyer, Lee 1909
 Meyer, Russ 1953-55
 Meyers, Chief 1916-17
 Michael, Gene 1967
 Mickens, Glenn 1953
 Mientkiewicz, Doug 2009
 Mikkelsen, Pete 1969-72
 Miksis, Eddie 1944, 46-51
 Miles, Aaron 2011
 Miles, Don 1958
 Miljon, Johnny 1917, 20-21
 Miller, Bob 1963-67
 Miller, Fred J. 1910
 Miller, Hack 1916
 Miller, Jack 1969
 Miller, Justin 2010
 Miller, Larry 1964
 Miller, Lemmie 1984-85
 Miller, Otto 1910-22
 Miller, Ralph 1898
 Miller, Rod 1957
 Miller, Trevor 2000
 Miller, Walt 1911
 Millies, Wally 1934
 Milliken, Bob 1953-54
 Mills, Alan 1999-00
 Mills, Buster 1935
 Milton, Eric 2009
 Minner, Paul 1946, 48-49
 Mitchell, Bobby 1980-81
 Mitchell, Clarence 1918-22
 Mitchell, Dale 1956
 Mitchell, Fred 1904-05
 Mitchell, Johnny 1924-25
 Mitchell, Russ 2010-11
 Mickli, Dave 1998-99
 Moeller, Chad 2007
 Moellier, Joe 1962, 64,
 66-71
 Mohart, George 1920-21
 Monasterios, Carlos 2010
 Monday, Rick 1977-84
 Mondesi, Raul 1993-99
 Moon, Wally 1959-65
 Moore, Cy 1929-32
 Moore, Dee 1943
 Moore, Eddie 1929-30
 Moore, Gary 1970
 Moore, Gene 1939-40
 Moore, Randy 1936-37
 Moore, Ray 1952-53
 Morales, Jose 1982-84
 Moran, Herbie 1912-13

Morgan, Bobby 1950, 52-53
 Morgan, Eddie 1937
 Morgan, Mike 1989-91
 Morrison, Johnny 1929-30
 Morrow, Brandon 2017
 Moryn, Walt 1954-55
 Moss, Ray 1926-31
 Mossor, Earl 1951
 Mota, Guillermo 2002-04, 2009
 Mota, Manny 1969-80, 82
 Moulder, Glen 1946
 Mowe, Ray 1913
 Mowrey, Mike 1916-17
 Moylan, Peter 2013
 Mueller, Bill 2006
 Mulholland, Terry 2001-02
 Mullen, Billy 1923
 Mullen, Scott 2003
 Mulvey, Joe 1895
Muncy, Max 2018-
 Mungo, Van Lingle 1931-41
 Munns, Les 1934-35
 Munoz, Mike 1969-90
 Munoz, Noe 1995
 Murch, Simmy 1908
 Murphy, Rob 1995
 Murray, Eddie 1989-91, 97
 Murray, Jim 1922
 Myers, Hy 1909, 11, 14-22
 Myers, Rodney 2003
 Myrow, Brian 2005

N

Nahem, Sam 1938
 Nakamura, Norihiro 2005
 Navarro, Dioner 2005-06, 2011
 Neal, Earl 1946
 Neal, Charlie 1956-61
 Neal, Zach 2018
 Negray, Ron 1952, 58
 Negrón, Kristopher 2019
 Neidinger, Jim 1990
 Neis, Bernie 1920-24
 Nelson, Rocky 1952, 56
 Nen, Dick 1963
 Newcombe, Don 1949-51,
 54-58
 Newsom, Bobo 1929-30, 42-43
 Newton, Doc 1901-02
 Nicasio, Juan 2015
 Nichols, Rod 1993
 Niedenfuer, Tom 1981-87
 Nitcholes, Otho 1945
 Nixon, Al 1915-16,18
 Nixon, Otis 1997
 Nomo, Hideo 1995-98, 2002-04
 Nops, Jerry 1900
 Noren, Irv 1960
 Norman, Fred 1970
 Norris, Bud 2016
 North, Bill 1978
 Northen, Hub 1911-12
 Nunez, Jose A. 2001

O

Oates, Johnny 1977-79
 O'Brien, Bob 1971
 O'Brien, Darby 1890-92
 O'Brien, John 1891
 Ock, Whitey 1935
 O'Doul, Lefty 1931-33
 Oeltjen, Trent 2010-12
 Oeschger, Joe 1925
 Offerman, Jose 1990-95
 Ohman, Will 2009
 Ojeda, Bob 1991-92
 Oliver, Al 1985
 Oliver, Nate 1963-67
 Olivo, Miguel 2014
 Olmo, Luis 1943-45, 49
 Olson, Gregg 2000-01
 Olson, Irv 1915-24
 O'Mara, Ollie 1914-16,
 18-19
 O'Neil, Mickey 1926
 Onis, curly 1935
 Orengo, Joe 1943

Orosco, Jesse 1988, 2001-02
 O'Rourke, Frank 1917-18
 Orta, Jorge 1982
 Ortega, Phil 1960-64
 Ortiz, Ramon 2010
 Ortiz, Russ 2010
 Osborne, Tiny 1924-25
 Osgood, Charlie 1944
 Osoria, Franquelis 2005-06
 Osteen, Claude 1965-73
 Ostermueller, Fritz 1943-44
 Osuna, Al 1994
 Osuna, Antonio 1995-2000
 Outen, Chick 1933
 Owen, Mickey 1941-45
 Owens, Red 1905
 Ozuna, Pablo 2008

P

Paciorek, Tom 1970-75
 Padgett, Don 1946
 Padilla, Vicente 2009-11
 Pafko, Andy 1951-52
 Page, Phil 1934
 Paica, Erv 1945, 47-51,
 53-54
 Palmquist, Ed 1960-61
 Paredes, Edward 2017-18
 Park, Chan Ho 1994-2001, 2008
 Parker, Rick 1995-96
 Parker, Wes 1964-72
 Parks, Art 1937, 39
 Parra, Jose 1995
 Partridge, Jay 1927-28
 Pascual, Camilo 1970
 Pastore, Kevin 1974, 76-77
 Pastore, Jim 1906-09
 Pattee, Harry 1908
 Patterson, Dave 1979
 Patterson, Red 2014
 Pattison, Jimmy 1929
 Paul, Xavier 2009-11
 Payne, Harley 1896-98
 Peacock, Johnny 1945
 Peck, Hal 1943
Pederson, Joc 2014-
 Pederson, Stu 1985
 Peña, Alejandro 1981-89
 Peña, Angel 1998-2000
 Peña, Jose 1970-72
 Penny, Brad 2004-08
 Peralta, Joel 2015
 Peraza, Jose 2015
 Perconte, Jack 1980-81
 Perez, Antonio 2004-05
 Perez, Carlos 1998-2000
 Perez, Chris 2014
 Perez, Odalis 2002-06
 Perkins, Charlie 1934
 Perranoski, Ron 1961-67, 72
 Perry, Pat 1990
 Peterson, Jim 1937
 Petty, Jesse 1925-28
 Pfeffer, Jeff 1913-21
 Pfister, George 1941
 Pfund, Lee 1945
 Phelps, Babe 1935-41
 Phelps, Ed 1912-13
 Phelps, Ray 1930-32
 Phillips, Jason 2005
 Piazza, Mike 1992-98
 Picinich, Val 1929-33
 Pierre, Juan 2007-09
 Pignatano, Joe 1957-60
 Pinckney, George 1890-91
 Pipgras, Ed 1932
 Plitt, Norman 1918, 27
 Podbielan, Bud 1949-52
 Podres, Johnny 1953-55,
 57-66
 Podsednik, Scott 2010
 Poffenberger, Boots 1939
 Polly, Nick 1937
 Poole, Ed 1904
 Poole, Jim 1990
 Popovich, Paul 1968-69
 Posedel, Bill 1938

H I S T O R Y A N D R E C O R D S

Post, Sam 1922
 Potter, Dykes 1938
 Pounds, Bill 1903
 Powell, Boog 1977
 Powell, Dennis 1985-86
 Powell, Paul Ray 1973, 75
 Power, Ted 1981-82
 Pressnell, Tot 1938-40
 Prince, Tom 1994-98
 Proctor, Scott 2007-08
 Prokopec, Luke 2000-01
 Puig, Yasiel 2013-18
 Punto, Nick 2012-13
 Purdin, John 1964-65, 68-69
 Pyle, Eddie 1994-95

Q

Quantrill, Paul 2002-03
 Quinn, Jack 1931-32

R

Rachunok, Steve 1940
 Rackley, Marv 1947-49
 Radinsky, Scott 1996-98
 Radtke, Jack 1936
 Ragan, Pat 1911-15
 Rakow, Ed 1960
 Ramazzotti, Bob 1946, 48-49
 Ramirez, Hanley 2012-14
 Ramirez, Manny 2008-10
 Ramsdell, Willie 1947-48, 50
 Ramsey, Mike Jeffrey 1985
 Ramsey, Mike James 1987
 Randolph, Willie 1989-90
 Rath, Gary 1998
 Rau, Doug 1972-79
 Ravin, Josh 2015-17
 Rautzhan, Lance 1977-79
 Reardon, Phil 1906
 Reboulet, Jeff 2001-02
 Reddick, Josh 2016
 Redmond, Harry 1909
 Reed, Howie 1964-66
 Reed, Jody 1993
 Reese, Pee Wee 1940-42, 46-58

Regan, Phil 1966-68
 Reidy, Bill 1899, 1903-04
 Reis, Bobby 1931-32, 35
 Reiser, Pete 1940-42, 46-48
 Reisling, Doc 1904-05
 Repko, Jason 2005-09
 Repulski, Rip 1959-60
 Reulbach, Ed 1913-14
 Reuss, Jerry 1979-87
 Reyes, Al 2000-01
 Reyes, Dennis 1997-98
 Reyes, Gilberto 1983-85, 87-88
 Reynolds, R.J. 1983-85
 Rhiel, Billy 1929
 Rhoden, Rick 1974-78
 Richards, Paul 1932
 Richardson, Danny 1893
 Richert, Pete 1962-64, 72-73
 Riconda, Harry 1928
 Riggert, Joe 1914
 Riggs, Adam 1997
 Riggs, Lew 1941-42, 46

Rios, Edwin 2019-
 Ripple, Jimmy 1939-40
 Ritter, Lou 1902-08
 Rivera, German 1983-84
 Rivera, Juan 2011-12
 Rizzo, Johnny 1942
 Roberts, Dave 2002-04
 Roberts, Jim 1924-25
 Robertson, Dick 1918
 Robinson, Clint 2014
 Robinson, Earl 1958
 Robinson, Frank 1972
 Robinson, Jackie 1947-56
 Robles, Oscar 2005-06
 Robles, Sergio 1976
 Rochelli, Lou 1944

Rodas, Rich 1983-84
 Rodriguez, Ellie 1976
 Rodriguez, Felix 1995-96
 Rodriguez, Henry 1992-95
 Rodriguez, Paco 2012-15
 Roe, Preacher 1948-54
 Roebuck, Ed 1965-68, 60-63
 Roenicke, Ron 1981-83
 Roeters, Oscar 1927
 Rogers, Lee 1938
 Rogers, Packy 1938
 Rojas, Mel 1999
 Rojas, Miguel 2014
 Rojek, Stan 1942, 46-47
 Rollins, Jimmy 2015
 Romak, Jamie 2014
 Romano, Jason 2003
 Romano, Jim 1950
 Romo, Sergio 2017
 Romo, Vicente 1968, 82
 Rose, Mike 2005
 Roseboro, Johnny 1957-67
 Rosen, Goody 1937-39, 44-46
 Rosenfeld, Max 1931-33
 Ross, Cody 2005-06
 Ross, David 2002-04
 Ross, Don 1940
 Rösscupp, Zac 2018-19
 Rowe, Ken 1963
 Rowe, Schoolboy 1942
 Roy, Jean Pierre 1946
 Roy, Luther 1929
 Royster, Jerry 1973-75
 Ruan, Wilkin 2002-03
 Rucker, Nap 1907-16
 Rudolph, Ernie 1945
 Ruether, Dutch 1921-24
 Ruggiano, Justin 2015
 Ruiz, Carlos 2016
 Rush, Andy 1925
 Russell, Bill 1969-86
 Russell, Jim 1950-51
 Russell, John 1917-18
 Rutherford, Johnny 1952
 Ryan, Jack 1911
 Ryan, John 1898
 Ryan, Rosy 1933
 Ryu, Hyun-jin 2013-19

S

Sadler, Casey 2019
 Saenz, Olmedo 2004-07
 Sands, Jerry 2011-12
 Santos, Sergio 2015
 Saito, Takashi 2006-08
 Samuel, Juan 1990-92
 Sanchez, Duaner 2004-05
 Sandcock, Mike 1945-46
 Sanford, Chance 1999
Santana, Dennis 2018-
 Santangelo, F.P. 2000
 Savage, Jack 1987
 Savage, Ted 1968
 Sax, Dave 1982-83
 Sax, Steve 1981-88
 Sayles, Bill 1943
Sborz, Josh 2019-
 Scanlan, Bill 1904-07, 09-11
 Schardt, Bill 1911-12
 Schaebler, Scott 2015
 Scheer, Al 1913
 Schlichting, Travis 2009-10
 Schliebner, Dutch 1923
 Schmandt, Ray 1918-22
 Schmidt, Henry 1903
 Schmidt, Jason 2007-09
 Schmitz, Johnny 1951-52
 Schmolli, Steve 2005
 Schmutz, Charlie 1914-15
 Schneiberg, Frank 1910
 Schofield, Dick 1966-67
 Schofield Jr., Dick 1995
 Schott, Gene 1939
 Schreiber, Paul 1922-23

Schultz, Howie 1943-47
 Schultz, Jaime 2019
 Schultz, Joe 1915
 Schumaker, Skip 2013
 Schupp, Ferdie 1921
 Scioscia, Mike 1980-92
 Scott, Dick 1963
Seager, Corey 2015-
 Seanez, Rudy 1994-95, 2007
 Searage, Ray 1989-90
 Seats, Tom 1945
 Sebring, Jimmy 1909
 See, Larry 1986
 Segedin, Rob 2016-18
 Sele, Aaron 2006
 Sellers, Justin 2011-13
 Sells, Dave 1975
 Seo, Jae 2006
 Sexauer, Elmer 1948
 Shanahan, Greg 1973-74
 Sharperson, Mike 1987-93
 Sharrott, George 1983-94
 Shaute, Joe 1931-33
 Shaw, Jeff 1998-01
 Shea, Merv 1938
 Sheekard, Jimmy 1897-98, 1900-05
 Sheehan, Jack 1920-21
 Sheehan, Tommy 1908
 Sheffield, Gary 1998-2001
 Shelby, John 1987-90
 Sheridan, Red 1918, 20
 Sherlock, Vince 1935
 Sherrill, George 2009-10
 Sherry, Larry 1958-63
 Sherry, Norm 1959-62
 Shindle, Craig 1894-98
 Shipley, Brail 1986-87
 Shirley, Bart 1964, 66, 68
 Shirley, Steve 1982
 Shoch, George 1893-97
 Shriver, Harry 1922-23
 Shuba, George 1948-50, 52-55
 Shuey, Paul 2002-2004
 Siebert, Dick 1932, 36
 Simpson, Joe 1975-78
 Sims, Duke 1971-72
 Singer, Bill 1964-72
 Singleton, Fred 1938-39
 Sizemore, Ted 1969-70, 76
 Skaff, Frank 1935
 Skowron, Bill 1963
 Slade, Gordon 1930-32
 Sloat, Dwain 1948
 Smith, Broadway 1897-00
 Smith, Charley 1960-61
 Smith, Dick 1965
 Smith, George 1918, 23
 Smith, Germany 1890, 97
 Smith, Greg 1991
 Smith, Hap 1910
 Smith, Jack 1962-63
 Smith, Nate 1962
 Smith, Red 1911-14
 Smith, Reggie 1976-81
 Smith, Sherry 1915-17, 19-22
 Smith, Tony 1910-11
Smith, Will 2019-
 Smyres, Clancy 1944
 Smyth, Red 1915-17
 Smythe, Harry 1934
 Snider, Duke 1947-62
 Snyder, Cory 1993-94
 Snyder, Gene 1959
 Snyder, Jack 1917
 Solomon, Eddie 1973-75
 Sommerville, Andy 1894
 Sosa, Elias 1976-77
 Sothorn, Denny 1931
 Spencer, Daryl 1961-63
 Spencer, Roy 1937-38
 Spooner, Karl 1954-55
 Springer, Dennis 2001-02
 Stack, Eddie 1912-13
 Stainback, Tuck 1938-39

Stallings, George 1890
 Standaert, Jerry 1925-26
 Stanhouse, Don 1980
 Stanky, Eddie 1944-47
 Stark, Dolly 1910-12
 Statz, Jigger 1927-28
 Steele, Bill 1914
 Steele, Elmer 1911
 Steelman, Farmer 1900-01
 Stein, Ed 1892-96, 98
 Stengel, Casey 1912-17
 Stephenson, Jerry 1970
 Stevens, Ed 1945-47
 Stewart, Brock 2016-19
 Stewart, Dave 1978, 81-83
 Stewart, Scott 2004
 Stewart, Stuffy 1923
 Stinson, Bob 1969-70
 Stock, Mill 1924-26
 Stovey, Harry 1893
 Strahler, Mike 1970-72
 Strang, Sammy 1903-04
 Strawberry, Darryl 1991-93
 Stricklett, Elmer 1905-07

Stripling, Ross 2016-
 Stripp, Joe 1932-37
 Stryker, Dutch 1926
 Stuart, Dick 1966
 Stubbs, Franklin 1984-89
 Stults, Eric 2006-09
 Sturtze, Tanyon 2008
 Sudakis, Bill 1968-71
 Sukeforis, Clyde 1932-34, 45
 Sullivan, Billy 1942
 Sunkel, Tom 1944
 Surkamp, Eric 2015
 Sutcliffe, Rick 1976, 78-81
 Sutton, Don 1966-80, 88
 Sweeney, Mark 2007-08
 Swift, Bill 1941

T

Taschner, Jack 2010
 Tarnulis, Vito 1938-41
 Tapani, Kevin 1995
 Tatum, Tommy 1941, 47
 Taveras, Alex 1982-83
Taylor, Chris 2016-
 Taylor, Danny 1932-36
 Taylor, Harry 1946-48
 Taylor, Zack 1920-25, 35
 Teed, Dick 1953
 Templeton, Chuck 1955-56
 Tepesch, Nick 2016
 Tepsic, Joe 1946
 Terry, Adonis 1890-91
 Terwilliger, Wayne 1951
 Thames, Marcus 2011
 Thatcher, Grant 1903-04
 Theriot, Ryan 2010
 Thielman, Henry 1903
 Thomas, Derrel 1979-83
 Thomas, Fay 1932
 Thomas, Ian 2015
 Thomas, Ray 1938
 Thomasson, Gary 1979-80
 Thome, Jim 2009
 Thompson, Derek 2005
 Thompson, Don 1951, 53-54
 Thompson, Fresco 1931-32
 Thompson, Mill 1996
 Thompson, Tim 1954
 Thompson, Trayce 2016-18
 Thormahlen, Hank 1925
 Thurston, Joe 2002-04
 Thurston, Slippy 1930-33
 Tierney, Cotton 1925
 Tiffe, Terry 2008
 Tischinski, Tom 1973
 Todd, Al 1939
 Toles, Andrew 2016-18
 Tolleson, Shawn 2012-13
 Tomko, Brett 2006-07
 Tooley, Bert 1911-12
 Torborg, Jeff 1964-70

Torreyes, Ronald.....2015
 Tracewski, Dick.....1962-65
 Traxler, Brian.....1990
 Treadway, George.....1894-95
 Treadway, Jeff.....1994-95
 Treanor, Matt.....2012
Treinen, Blake.....2019
 Tremark, Nick.....1934-36
 Tremper, Overton.....1927-28
 Trevino, Alex.....1986-87
 Trunfel, Carlos.....2014
 Trlicek, Rick.....1993
 Trombley, Mike.....2001-02
 Troncoso, Ramon.....2008-11
 Tsoo, Chin-hui.....2007, 2015-16
 Tucker, Tommy.....1898
 Tudor, John.....1988-89
Turner, Justin.....2014-
 Tyson, Ty.....1928

U

Underwood, Fred.....1894
Urias, Julio.....2016-
 Uribé, Juan.....2011-15
 Utley, Chase.....2015-18

V

Vail, Mike.....1984
 Valdes, Ismael.....1994-2000
 Valdes, Rene.....1957
 Valdez, Wilson.....2007
 Valentin, Jose.....2005
 Valentine, Bobby.....1969, 71-72
 Valenzuela, Fernando.....1980-90
 Valera, Breyvic.....2018
 Valie, Hector.....1965
 Valo, Elmer.....1957-58
 Van Buren, Deacon.....1904
 Vance, Dazzy.....1922-32, 35
 Vance, Sandy.....1970-71
 Van Cuyk, Chris.....1950-52
 Van Cuyk, Johnny.....1947-49
 Vande Berg, Ed.....1986
 Van Slyke, Scott.....2012-17
 Vargas, Claudio.....2009
 Vaughan, Arky.....1942-43, 47-48
 Velez, Eugenio.....2011
 Venable, Will.....2016
 Venafro, Mike.....2004
 Venittie, Pat.....2018
 Ventura, Robin.....2003-04
 Verdugo, Alex.....2017-19
 Versailles, Zolito.....1968
 Vickers, Rube.....1903
 Victorino, Shane.....2012
 Vizzaino, Jose.....1989-90
 Vosmik, Joe.....1940-41

W

Wachtel, Paul.....1917
 Wade, Ben.....1952-54
 Wade, Cory.....2008-09
 Wagner, Butts.....1898
 Walker, Dixie.....1939-47
 Walker, Mysterious.....1913
 Walker, Ruben.....1951-58
 Wall, Joe.....1902
 Wall, Josh.....2012-13
 Wall, Stan.....1974-77
 Walls, Lee.....1962-64
 Wallace, Tim.....1993-96
 Walsh, Dave.....1990
 Walters, Zach.....2016
 Walton, Danny.....1976
 Waner, Lloyd.....1944
 Waner, Paul.....1941, 1943-44
 Ward, Chuck.....1918-22
 Ward, Daryl.....2003
 Ward, John Monte.....1891-92
 Ward, Preston.....1948
 Ward, Rube.....1902
 Warner, Jack.....1929-31
 Warren, Tommy.....1944
 Warwick, Carl.....1961

Wasdell, Jimmy.....1940-41
 Washington, Ron.....1977
 Watkins, George.....1936
 Watson, Tony.....2017
 Wayne, Gary.....1994
 Weaver, Eric.....1998
 Weaver, Jeff.....2004-05, 2009-10
 Webb, Hank.....1977
 Webber, Les.....1942-46
 Webster, Mitch.....1991-95
 Weiss, Gary.....1980-81
 Welch, Bob.....1978-87
 Wellman, Brad.....1987
 Wells, David.....2007
 Wells, John.....1944
 Wells, Terry.....1990
 Werhas, John.....1964-65, 67
 Werth, Jayson.....2004-06
 West, Matt.....2015
 West, Max.....1928-29
 Wetzeland, John.....1989-91
 Weyhing, Gus.....1900
 Wheat, Mack.....1915-19
 Wheat, Zack.....1909-26
 Wheeler, Ed.....1902
 White, Barney.....1945
 White, Bill.....1945
 White, Devon.....1999-2000
 White, Larry.....1983-84
 White, Myron.....1978
White, Tyler.....2019-
 Whitfield, Terry.....1984-86
 Whiting, Jesse.....1906-07
 Whitman, Dick.....1946-49
 Whitted, Possum.....1922
 Whicker, Kemp.....1941
 Wieland, Joe.....2015
 Wilhelm, Hoyt.....1971-72
 Wilhelm, Kaiser.....1908-10
 Wilkins, Rick.....1999
 Willhite, Nick.....1963-66
 Williams, Dick.....1951-54, 56
 Williams, Eddie.....1997
 Williams, Jeff.....1999-2002
 Williams, Leon.....1926
 Williams, Reggie D.....1985-87
 Williams, Reggie B.....1995
 Williams, Stan.....1958-62
 Williams, Todd.....1995
 Williams, Woody.....1938
 Wills, Maury.....1959-66,
 69-72
 Wilson, Brian.....2013-14
 Wilson, Eddie.....1936-37
 Wilson, Hack.....1932-34
 Wilson, Robert.....1958
 Wilson, Steve.....1991-93
 Wilson, Tex.....1924
 Wilson, Tom.....2004
 Windhorn, Gordon.....1961
 Winford, Jim.....1938
 Winham, Lave.....1902
 Winsett, Tom.....1936-38
 Winston, Hank.....1936
 Withrow, Chris.....2013-15
 Witt, Whitey.....1926
 Wojty, Pete.....1954
 Wolf, Randy.....2007, 2009
 Wood, Alex.....2015-18
 Woodson, Tracy.....1987-89
 Worrell, Todd.....1993-97
 Wright, Clarence.....1901
 Wright, Glenn.....1929-33
 Wright, Jamey.....2012, 14
 Wright, Ricky.....1982-83
 Wrigley, Zeke.....1899
 Wunsch, Kelly.....2005
 Wurm, Frank.....1944
 Wyatt, Whit.....1939-44
 Wynn, Jimmy.....1974-75

Y

Yale, Ad.....1905
 Yarrison, Rube.....1924
 Yeager, Joe.....1898-1900

Yeager, Steve.....1972-85
 Yingling, Earl.....1912-13
 Young, Eric.....1992, 97-99
 Young, Delwyn.....2006-09
 Young, Matt.....1987
 Young, Michael.....2013

Z

Zachary, Chink.....1944
 Zachary, Tom.....1934-36
 Zachry, Pat.....1983-84
 Zahn, Geoff.....1973-75
 Zeile, Todd.....1997-98
 Zimmer, Don.....1954-59, 63
 Zimmerman, Bill.....1915
 Zimmerman, Eddie.....1911

MANAGERS

Alston, Walter.....1954-76
 Bernie, Billy.....1897-98
 Carey, Max.....1932-33
 Dahlen, Bill.....1910-13
 Donovan, Patsy.....1906-08
 Dressen, Chuck.....1951-53
 Durocher, Leo.....1939-46, 48
 Ebbets, Charles.....1898
 Foutz, Dave.....1893-96
 Griffin, Mike.....1898
 Grimes, Burleigh.....1937-38
 Hanlon, Ned.....1899-1905
 Hoffman, Glenn.....1998
 Johnson, Davey.....1999-00
 Lasorda, Tommy.....1977-96
 Little, Grady.....2006-07
 Lumley, Harry.....1909
 Mattingly, Don.....2011-15
 McGunnigle, Bill.....1890
Roberts, Dave.....2016-
 Robinson, Wilbert.....1914-31
 Russell, Bill.....1996-98
 Shotton, Burt.....1947-50
 Stengel, Casey.....1934-36
 Sukeforth, Clyde.....1947
 Torre, Joe.....2008-10
 Tracy, Jim.....2001-05
 Ward, John "Monte".....1891-92

COACHES

Adams, Red.....1969-80
 Amalfitano, Joey.....1983-98
Bard, Josh.....2016-17, 2020
 Basgall, Monty.....1973-86
Bates, Aaron.....2019-
 Becker, Joe.....1958-64
 Beringer, Carroll.....1967-72
 Blades, Ray.....1947-48
 Bowa, Larry.....2008-10
 Bragan, Bobby.....1960
Brown, Brant.....2018-
 Bundy, Lorenzo.....2014-15
 Bryant, Clay.....1961
 Castro, Juan.....2016-17
 Clark, Jack.....2001-03
 Colborn, Jim.....2001-05
 Corriden, Red.....1941-46
 Cresse, Mark.....1974-98
 Crim, Chuck.....2013-15
 Debus, Jon.....2005
 Dempsey, Rick.....1999-00
 Donnelly, Rich.....2006-07
 Down, Rick.....1999-00
 Dressen, Charlie.....1939-42,
 1943-56, 1958-59
 Duncan, Mariano.....2006-10
 Durocher, Leo.....1961-64
 Easter, Mike.....2008
Ebel, Dino.....2019-
 Egan, Ben.....1925
 Ferguson, Joe.....1968-94
 Fitzsimmons, Freddie.....1942
Geren, Bob.....2016-
 Gilliam, Jim.....1965-78
 Gimenez, Chris.....2019
 Gomez, Preston.....1965-68,
 1977-79

Gregson, Glenn.....1998
 Haines, Jesse.....1938
 Hansen, Dave.....2011-12
 Hartsfield, Roy.....1969-72
 Hayworth, Ray.....1945
 Hendrick, George.....2003
 High, Andy.....1937-38
 Hillman, Trey.....2011-13
 Hines, Ben.....1985-86, 1988-93
 Hoffman, Glenn.....1999-2005
 Honeycutt, Rick.....2006-2019
 Hough, Charlie.....1998-99
 Howell, Ken.....2008-14
 Hyers, Tim.....2016-17
 Jauss, Dave.....2006-07
 Johnston, Jimmy.....1931
 Kelley, Joe.....1926
 Killefer, Bill.....1939
 Lasorda, Tommy.....1973-76
 Lavagetto, Cookie.....1951-53
 Lefebvre, Jim.....1978-79
Lehmann, Danny.....2018, 2020
 Lett, Jim.....2001-05
Lombard, George.....2016-
 Lopes, Davey.....2011-15
 Lyons, Ted.....1954
 Mattingly, Don.....2008-10
 McGinnity, Joe.....1926
McGuiness, Connor.....2020-
 McGwire, Mark.....2013-15
 Miller, Otto.....1926-36
 Mota, Manny.....1980-2013
 Mulleavy, Greg.....1958-60,
 1962-64
 Mueller, Bill.....2007
 Murray, Eddie.....2006-07
 Olson, Irv.....1924, 1930-31
 Ortiz, Luis.....2018
 Osteen, Claude.....1999-00
 Ozark, Danny.....1965-72,
 1980-82
 Pentland, Jeff.....2008-11
 Perranoski, Ron.....1961-94
 Phillips, Lefty.....1965-68
 Piltner, Jake.....1947-57
Prior, Mark.....2018-
 Reese, Pee Wee.....1959
 Reiser, Pete.....1960-64
 Rigglerman, Jim.....2001-04
 Roenicke, Ron.....1992-93
 Russell, Bill.....1987-91, 1994-96
 Ruth, Babe.....1938
 Schaefer, Bob.....2008-10
 Sciocchia, Mike.....1997-98
 Shelby, John.....1998-05
 Smith, Reggie.....1994-98
 Stengel, Casey.....1932-33, 1949-50
 Sukeforth, Clyde.....1949-50
 Taylor, Zack.....1935
 Tincup, Ben.....1940
 Tracy, Jim.....1999-2000
Van Scoyoc, Robert.....2019-
 Valentin, John.....2013-15
 Walker, Dixie.....1970-74
 Walker, Rube.....1958
 Wallace, Dave.....1995-97
 Wallace, Tim.....2004-05, 2011-15
 Ward, Turner.....2016-18
 Warthen, Dan.....2006-07
 Woodward, Chris.....2016-18
 Yeager, Steve.....2011-1

Uniform Numbers In Dodger History

Since 1932, hundreds of players and coaches have put on a Dodger uniform, wearing every single number from 1 to 77 as well as 0, 00, 97 and 99. On April 15, from 2007-19 the Dodgers all wore No. 42 to celebrate the 60th-72nd anniversaries of Jackie Robinson breaking the color barrier. Pitcher Joe Beigel's No. 97 was the highest number ever worn by a player during a regular-season game until Manny Ramirez donned No. 99 in 2008. In 2014, Brian Wilson became the first Dodger to wear 00. Pee Wee Reese's No. 1 was officially retired on July 4, 1984, one of nine numbers that have been retired. Below is a list of the different numbers worn by Dodgers since 1932 and the years in which they were worn.

00

Brian Wilson 2013-14

0

Al Oliver 1985
Danny Lehmann 2018

1

Johnny Frederick 1932-34
Buzz Boyle 1935
Freddie Lindstrom 1936
Woody English 1937-38
Packy Rogers 1938
Gene Moore 1939
Charlie Gilbert 1940
Pee Wee Reese ... 1940-42,
1946-52

Paul Waner 1943-44
Mike Sandlock 1945
Billy Grabarkewitz 1969-72
Rick Auerbach 1974-76
Derrel Thomas 1979
Gary Weiss 1980-81

2

Mickey Finn 1932
Joe Judge 1933
Jim Bucher 1934-37
Leo Durocher 1938-46, 48,
1961-64
Bobby Morgan 1950, 1952-53
Randy Jackson 1956-58
Don Demeter 1958-60
Dick Schofield 1966-67
Tommy Dean 1967
Bart Shirley 1966
Zoilo Versalles 1968
Bobby Valentine 1969,
1971-72
Tommy Lasorda ... 1977-96

3

Joe Stripp 1932-37
Pete Coscarart 1938-41
Alex Kampouris 1942-43
Stan Rojek 1942, 1946-47
Red Barkley 1943
Eddie Basinski 1944
Gene Mauch 1944
Fats Dantonio 1945
Babe Herman 1945
Billy Cox 1948-54
Chico Fernandez 1956
Elmer Valo 1957-58
Willie Davis 1961-73
Glenn Burke 1976-78
Rudy Law 1978, 1980
Steve Sax 1983-88
Jeff Hamilton 1989-91
Jody Reed 1993
Eddie Pye 1995
Chad Foyville 1995-97
Alex Cora 1998-2001
Cesar Izturis 2002-2006
Julio Lugo 2006
Brady Clark 2007
Bill Mueller 2007
Delwyn Young 2008
Xavier Paul 2009, 2011
Ronnie Belliard 2009-10
Juan Castro 2011
Eugenio Velez 2011
Adam Kennedy 2012
Skip Schumaker 2013

4

Carl Crawford 2014-16
Chris Taylor 2016-
Hack Wilson 1932-34
Frenchy Bordagaray 1935-36
Tony Malinosky 1937
Dolph Camilli 1938-43
Gil Hodges 1943
Gil English 1944
Babe Herman 1945
Mike Sandlock 1946
Duke Snider 1947-62
Tom Hutton 1966, 1969
Kevin Pasley 1974, 76-77

5

Tony Cuccinello 1932-34,
1935
Johnny Cooney 1935
Ben Geraghty 1936
Jack Radtke 1936
Cookie Lavagetto 1937-41,
1946-48
Arky Vaughan 1942-43
Clancy Smyres 1944
Ben Chapman 1944-45
Johnny Peacock 1945
Carl Furillo 1946
Tommy Brown 1948-51
Sandy Amoros 1952
Wayne Belardi 1953-54
Charlie Kress 1954
Norm Larker 1958-61
Dick Nen 1963
Jim Lefebvre 1965-72
Ken McMullen 1973-75
Johnny Oates 1977-79
Mike Marshall 1981-89
Stan Javier 1990-92
Dave Hansen 1993-96
Chip Hale 1997
José Vizziano 1998-99
Gary Sheffield 1998
Davey Johnson 2000
Jim Riggleman 2001-02
Tyler Houston 2002
Jason Romano 2003
Hee-Seop Choi 2004-05
Nomar Garciaparra 2006-08
Mark Loretta 2009
Reed Johnson 2010
Juan Uribe 2011-15
Alberto Callaspo 2015
Corey Seager 2015-

6

Lefty O'Doul 1932-33
Sam Leslie 1933-35
Buddy Hasset 1936-37
Johnny Hudson 1938-40
Tony Giuliani 1941
Joe Medwick 1940, 1942
Carden Gillenwater 1943
Hal Peck 1943
Charlie Dressen 1943
John Bolling 1944
Bill Hart 1944-45
Carl Furillo 1946-60
Ron Fairly 1960-69
Steve Garvey 1969-82
Jolbert Cabrera 2003
Brent Mayne 2004
Jason Grabowski 2005

Kenny Lofton 2006
Tony Abreu 2007
Joe Torre 2008-10
Aaron Miles 2011
Jerry Hairston Jr. 2012-13
Darwin Barney 2015
Charlie Culberson 2016
Curtis Granderson 2017
Danny Lehmann 2018
Brian Dozier 2018
Robert Van Scoyoc 2019-

7

Glen Wright 1932-33
Johnny McCarthy 1934
George Earnshaw 1935-36
Johnny Hudson 1936-37
Lindsay Brown 1937
Packy Rogers 1938
Ray Thomas 1938
Charlie Dressen 1939-46,
1951-53, 1958
Joe Medwick 1943
Pete Reiser 1947-48
Mike McCormick 1949
Don Demeter 1961
Daryl Spencer 1961
Lee Walls 1962-64
Dick Stuart 1966
Tommy Dean 1967
Bob Bailey 1968
Roy Hartsfield 1969-72
Steve Yeager 1973-85
Tracy Woodson 1987
Alfredo Griffin 1989-91
Billy Ashley 1992-95
Greg Gagne 1996-97
Paul Konerko 1998
Tripp Cromer 1998-99
José Vizziano 2000
Jeff Branson 2000-01
Mike Kinkade 2002-03
Tom Wilson 2004
J.D. Drew 2005-06
James Loney 2007-12
Nick Punto 2012-13
Alex Guerrero 2014-15
Julio Urias 2016-

8

Gordon Slade 1932
Jake Flowers 1933
Lonny Frey 1934-36
Paul Chervinko 1937-38
Sid Gautreaux 1937
Gilly Campbell 1938
Art Parks 1939
Joe Vosmik 1940-41
Jimmy Wasdell 1941
Bobo Newsom 1942-43
Howie Schultz 1943-47
Ed Stevens 1945
Hal Gregg 1947
Don Lund 1948
George Shuba 1948-50,
1952-55
Dale Mitchell 1956
Rocky Nelson 1956
Johnny Roseboro 1957-58,
1960-67
Ron Fairly 1959
Danny Ozark 1968
Bob Stinson 1969-70
Duke Sims 1971

Dick Dietz 1972
Jerry Royster 1973-75
Reggie Smith 1977-81
Mark Belanger 1982
Gary Carter 1991
Joey Amalfitano 1983-98
Mark Grudzielanek 1999-2002
Ron Coomer 2003
Olmedo Saenz 2004-07
Shane Victorino 2012
Don Mattingly 2008-15
Bob Geren 2016-18
Manny Machado 2018
Bob Geren 2019-

9

Danny Taylor 1932-36
Tom Winsett 1936
Babe Phelps 1937-41
Billy Sullivan 1942
Bill Hart 1943
Lloyd Waner 1944
Tommy Brown 1944-45
Bill White 1945
Jack Graham 1946
Arky Vaughan 1947-48
Bob Ramazzotti 1949
Rocky Bridges 1951-52
Dixie Howell 1953
Gino Cimoli 1956-58
Wally Moon 1959-65
Al Ferrara 1966-68
Andy Kosco 1969-70
Terry McDermott 1972
Ellie Rodriguez 1976
Reggie Smith 1976, 1994-98
Jerry Grote 1977-78, 1981
Gary Thomasson 1979-80
Don Crow 1982
Greg Brock 1984-86
Mickey Hatcher 1987-90
Todd Hundley 1999-00,
2003-04
Marquis Grissom 2001-02
Jason Phillips 2005
Grady Little 2006
Juan Pierre 2007-09
Garret Anderson 2010
Russ Mitchell 2010
Hector Gimenez 2011
Dee Gordon 2011-14
Yasmani Grandal 2015-18
Kristopher Negrón 2019

10

Al Lopez 1932-35
Ray Berres 1936
Freddie Fitzsimmons 1937
Randy Moore 1937
Bert Haas 1937-38
Roy Spencer 1938
Carl Doyle 1939
Ray Hayworth 1938-39
Gus Mancuso 1940
Mickey Owen 1941-45
Ernie Rudolph 1945
Bruce Edwards 1946-51
Earl Naylor 1946
Lew Riggs 1946
Rube Walker 1951-58
Bobby Bragan 1960
Clay Bryant 1961
Jeff Torborg 1964-70
Ron Cey 1971-82

H I S T O R Y A N D R E C O R D S

Dave Anderson1983-89, 92
 Juan Samuel1990-92
 Chris Gwynn1994-95
 Chad Curtis1996
 Ken Huckaby1996-97
 Otis Nixon1997
 José Vizciano1998
 Gary Sheffield1998-01
 Hideo Nomo2002-04
 Jose Valentin2005
 Danyes Baez2006
 Wilson Betemit2006-07
 Andy LaRoche2007
 Larry Bowa2008-10
 Tony Gwynn Jr.2010-12
 Michael Young2013
 Justin Turner2014-

11

Clyde Sukeforth1932-34
 Lonny Frey1933
 Nick Tremark1934-36
 George Watkins1936
 Fred Frankhouse1937-38
 Tony Lazzeri1939
 Dixie Walker1939-47
 Jack Banta1947-50
 Carl Erskine1950
 Dick Gray1958-59
 Bob Lillis1960-61
 Larry Burreight1962
 Ken McMullen1963-64
 Bart Shirley1964, 1966, 1968
 John Kennedy1965-66
 Tommy Dean1967
 Manny Mota1969-13
 Erisbel Arruebarrena2014
 Jimmy Rollins2015
 Micah Johnson2016
 Josh Reddick2016
 Logan Forsythe2017-18
 A.J. Pollock2019-

12

Val Picinich1932-33
 Jimmy Jordan1934-36
 Luke Hamlin1937-41
 Bob Chipman1941-1942, 44
 Babe Dahlgren1942
 Rex Barney1943
 Rube Melton1943
 Eddie Stanky1944-47
 Erv Palica1948-51, 1954
 Ralph Branca1952
 Frank Kellert1955
 Babe Birrer1958
 Tommy Davis1960-66
 Bob Bailey1967
 Jim Fairry1968
 Von Joshua1969-70
 Dusty Baker1976-83
 Jay Johnstone1985
 Bill Madlock1985-87
 Danny Heep1987-88
 Willie Randolph1989-90
 Luis Lopez1990
 Gary Carter1991
 Dave Anderson1992
 Jeff Treadway1994-95
 Brett Butler1995
 Karim Garcia1995-97
 Jim Eisenreich1998
 Mike Devereaux1998
 Jim Tracy2001-04
 Steve Finley2004
 Jeff Kent2005-08
 Brad Ausmus2009-10
 David Lopes2011
 Justin Sellers2011-12
 Bobby Abreu2012

Mark McGwire2013
 John Valentin2014
 Juan Nicasio2015
 Turner Ward2016-18
 Dino Ebel2019-

13

Burleigh Grimes1938
 Kirby Higbe1941-43,
 1946-47
 Ralph Branca1944-45,
 1947-51, 1953
 Tommy Warren1944
 John Douglas1945
 Joe Ferguson1970-76,
 1978-81, 1988-94
 Antonio Osuna1995-00
 Jim Leyritz2000
 Alex Cora2002-04
 Oscar Robles2005-06
 Wilson Valdez2007
 Terry Tiffie2008
 Angel Berroa2008
 Orlando Hudson2009
 Ryan Theriot2010
 Ivan DeJesus Jr.2011-12
 Hanley Ramirez2012-14
 Juan Castro2016-17
 Max Muncy2018-

14

Bud Clancy1932
 George Kelly1932
 Del Bissonette1933
 Joe Hutcheson1933
 Wally Millies1934
 Frank Lamanske1935
 Frank Skaff1935
 Ox Eckhardt1936
 Roy Spencer1937
 Freddie Fitzsimmons1938-43
 Chris Haughey1943
 Rube Melton1944
 Lee Pfund1945
 Ferrell Anderson1946
 Dick Whitman1947
 Gil Hodges1947-61
 Ken McMullen1962
 Bill Skowron1963
 John Werhas1964-65, 1967
 Len Gabrielson1967-70
 Von Joshua1970-71,
 1973-74, 1979
 Tom Haller1971
 Chris Cannizzaro1972-73
 Ivan DeJesus1974-76
 Mike Scioscia1980-92
 1997-98
 Delino DeShields1994-96
 F.P. Santangelo2000
 Jeff Reboulet2001-02
 Larry Barnes2003
 Jim Lett2004-05
 Bill Mueller2006
 Mike Lieberthal2007
 Pablo Ozuna2008
 Juan Castro2009
 Jamey Carroll2010-11
 Mark Ellis2012-13
 Dan Haren2014
 Enrique Hernández2015-

15

Dazzy Vance1932
 Ownie Carroll1933-34
 Tom Baker1935
 Bob Logan1935
 Johnny Cooney1936
 Max Butcher1937
 Waite Hoyt1938
 Vito Tamulis1938-41
 Tom Drake1941
 Kirby Higby1941

Bobby Bragan1943-44
 Stan Andrews1944-45
 Lew Riggs1946
 Dick Whitman1946
 Clyde Sukeforth1949-50
 Johnny Rutherford1952
 Sandy Amoros1954-57
 Irv Noren1960
 Ed Rakow1960
 Tim Harkness1961-62
 Bob Miller1963-67
 Tom Haller1968-70
 Richie Allen1971
 Davey Lopes1972-81, 2011-
 Gil Reyes1983-85, 1987-88
 Chris Gwynn1987-91
 Dave Hansen1992
 Tom Prince1994-98
 Davey Johnson1999
 Shawn Green2000-04
 Scott Erickson2005
 Rafael Furcal2006-11
 Austin Barnes2016-

16

Van Lingle Mungo1932-41
 Billy Herman1941-43, 1946
 Pat Ankenman1944
 Barney Koch1944
 Eddie Miksis1944
 Art Herring1944-46
 Joe Medwick1946
 Ray Blades1947
 Clyde King1947-48
 Morrie Martin1949
 Earl Mossor1951
 Ken Lehman1952, 1956-57
 Danny McDevitt1957-60
 Ron Perranoski1961-67
 Rocky Colavito1968
 Bill Sudakis1969-71
 Rick Monday1977-84
 Ron Perranoski1985-94
 Hideo Nomo1995-98
 Mark Grudzielanek1998
 Paul Lo Duca1999-04
 Steve Finley2004
 Jim Tracy2004-05
 Andre Ethier2006-17
 Bob Geren2018
 Will Smith2019-

17

Watty Clark1932-33,
 1935-37
 Buzz Boyle1933-34
 Max Butcher1938
 Jimmy Ripple1939
 Whitlow Wyatt1939-44
 Tom Seatz1945
 Don Lund1947
 Tommy Tatum1947
 Bob Ramazzotti1948
 Carl Erskine1948-49,
 1950-59
 Phil Ortega1960-64
 Hector Valle1965
 Jim Barbieri1966
 Nate Oliver1967
 Hank Aguirre1968
 Jim Bunning1969
 Camilo Pascual1970
 Tom Paciorek1971-75
 Joe Simpson1975-78
 Greg Brock1983
 Rafael Landestoy1983-84
 Len Matusek1985-87
 Rick Dempsey1989-90
 Bob Ojeda1991-92
 Roger McDowell1993-94
 José Parra1995
 Felix Rodriguez1995-96
 Dave Wallace1995-97

Juan Castro1998-99
 Geronimo Berroa2000
 Jim Lett2001
 Kazuhisa Ishii2002-04
 Mitch Jones2009
 Jason Repko2005-09
 A.J. Ellis2010-16
 Micah Johnson2016
 Brandon Morrow2017
 Kyle Farmer2018
 Joe Kelly2019-

18

Fred Heimach1930-33
 Bert Delmas1933
 Len Koenecke1934-35
 Dick Siebert1936
 Harry Eisenstat1936-37
 Tot Pressnell1938-40
 Steve Rachunok1940
 Lew Riggs1941-42
 Johnny Cooney1943-44
 Clyde King1944
 Vic Lombardi1945-47
 Dick Whitman1948-49
 Wayne Belardi1950-51
 Jim Hughes1952-56
 Solly Drake1959
 Sandy Amoros1960
 Charley Smith1960-61
 Carroll Beringer1962-64
 Preston Gomez1965-68
 Bill Russell1969-91, 1994-98
 Jim Leyritz2000
 Tim Bogar2001
 Jim Lett2002-03
 José Hernandez2004
 Paul Bako2005
 Ramon E. Martinez2006-07
 Hiroki Kuroda2008-11
 Matt Treanor2012
 Tim Federowicz2013
 Chone Figgins2014
 Roger Bernadina2014
 Jose Peraza2015
 Kenta Maeda2016-19

19

Ray Phelps1930-32
 Chick Outen1933
 Babe Phelps1935-36
 Ralph Birkofer1937
 Jim Lindsey1937
 Ira Hutchinson1939
 Herman Franks1940-41
 Cliff Dapper1942
 George Washburn1943
 Charlie Fuchs1944
 Ed Head1944
 Morrie Aderholt1945
 Joe Hatten1946-51
 Joe Landrum1950, 1952
 Johnny Schmitz1951-52
Jim Gilliam1953-78

20

Sloppy Thurston1932-33
 Glenn Chapman1934
 Harry Eisenstat1935
 Zack Taylor1935-36
 Tom Baker1937
 Ernie Koy1938-40
 Wes Flowers1940
 Larry French1941-42
 Kemp Wicker1941
 Al Glossop1943
 Tommy Warren1944
 Ralph Branca1946-47
 Phil Haugstad1947-48, 1951
 Elmer Sexauer1948
 Rip Repulski1959-60
 Dick Farrell1961
 Willard Hunter1962

Daryl Spencer1962
 Dick Scott1963
 Al Ferrara 1963, 1965
Don Sutton ... 1966-80, 1988
 Candy Maldonado.....1982-85
 Ed Amelung..... 1984, 1986
 Larry See.....1986
 Mike Davis.....1989
 Brian Traxler.....1990
 Darren Holmes.....1990
 Mitch Webster.....1991-95
 Mike Blowers.....1996
 Darren Lewis.....1997

21

Joe Shaute.....1932-33
 Phil Page.....1934
 Buster Mills.....1935
 Dazzy Vance.....1935
 Sid Gautreaux.....1936
 Bill Posedel.....1938
 Al Todd.....1939
 Wes Ferrell.....1940
 Lou Fette.....1940
 Lee Grissom.....1940-41
 Newt Kimball.....1941-43
 Luis Olmo.....1943-45
 Art Herring.....1946
 Spider Jorgensen.....1947-50
 Clyde King.....1947
 Tim Thompson.....1954
 Rocky Nelson.....1956
 Bill Harris.....1957, 1959
 Ed Rakow.....1960
 Andy Carey.....1962
 Nate Smith.....1962
 Jim Brewer.....1964-75
 Ed Goodson.....1976-77
 Jay Johnstone.....1980-82, 1985
 Ricky Wright.....1982-83
 Tony Brewer.....1984
 Bob Bailor.....1984-85
 Tito Landrum.....1987
 Reggie Williams.....1987
 Tracy Woodson.....1988-89
 Hubie Brooks.....1990
 Greg Smith.....1991
 Eric Young.....1992, 1998-99
 Rafael Bournigal.....1992-95
 Roberto Kelly.....1995
 Billy Ashley.....1996-97
 Greg Gagne.....1997
 Henry Blanco.....1998
 Chad Kreuter.....2000-02
 Jeremy Burnitz.....2003
 Milton Bradley.....2004-05
 Ricky Ledee.....2006
 Marlon Anderson.....2006-07
 Esteban Loaiza.....2008
 Mark Sweeney.....2007-08
 Randy Wolf.....2009
 Tony Abreu.....2009
 Jon Garland.....2009, 2011
 Nick Green.....2010
 Scott Podsednik.....2010
 Juan Rivera.....2012
 Zack Greinke.....2013-15
 Trayce Thompson.....2016-17
 Yu Darvish.....2017
 Walker Buehler.....2018-

22

Jack Quinn.....1932
 Rosy Ryan.....1933
 Ray Berres.....1934
 Curly Onis.....1935
 Vince Sherlock.....1935
 Tom Baker.....1936
 Roy Henshaw.....1937
 Buddy Hassett.....1938
 Lindsey Deal.....1939

Red Evans.....1939
 Ben Tincup.....1940
 Johnny Allen.....1941-43
 Bob Chipman.....1943
 Gene Hermanski.....1943, 46-51
 Bill Lohrman.....1943-44
 Ray Hathaway.....1945
 Andy Pafko.....1951
 Billy Herman.....1952-57
 Johnny Podres.....1958-66
 Danny Ozark.....1967
 Jim Grant.....1968
 Paul Popovich.....1969
 Bill Buckner.....1971-76
 Jeff Leonard.....1977
 Mark Bradley.....1981-82
 Dave Sax.....1983
 Franklin Stubbs.....1984-89
 Don Aase.....1990
 Brett Butler.....1991-97
 Chad Fonville.....1995
 Dick Schofield.....1995
 Thomas Howard.....1998
 Devon White.....1999-00
 Jack Clark.....2001-03
 George Hendrick.....2003
 Edwin Jackson.....2004
 Jose Cruz Jr.....2005-06
 Toby Hall.....2006
 Grady Little.....2007
 Mark Sweeney.....2008
 Clayton Kershaw.....2008-

23

Charlie Perkins.....1934
 Johnny McCarthy.....1935
 George Jeffcoat.....1936-37
 Wayne LeMaster.....1938
 Chris Hartje.....1939
 Ed Head.....1940, 1942-43,
 1946
 Cy Buker.....1945
 Dan Bankhead.....1947
 George Dockins.....1947
 Johnny Hall.....1948
 Pat McGlothlin.....1949-50
 Clyde King.....1951-52
 Erv Palica.....1953
 Don Zimmer.....1954-59, 1963
 Ed Palmquist.....1960-61
 Gordie Windhorn.....1961
 Marv Breeding.....1963
 Claude Osteen.....1965-73
 Jim Wynn.....1974-75
 Teddy Martinez.....1977-79
 Dave Sax.....1982
 Steve Sax.....1982
 R.J. Reynolds.....1983-85
 Enos Cabell.....1985-86
 Tim Leary.....1987
 Kirk Gibson.....1988-90
 Eric Karros.....1991-02
 Robin Ventura.....2003-04
 Derek Lowe.....2005-08
 Casey Blake.....2009-11
 Adrián González.....2012-17
 Mark Prior.....2018-

24

Cy Moore.....1932
 Art Jones.....1932
 Jimmy Jordan.....1933
 Watty Clark.....1934
 Bobby Reis.....1935
 Randy Moore.....1936
 Jake Daniels.....1937
 Buck Marrow.....1937-38
 John Chambers.....1938
 Lee Rogers.....1938
 Bill Crouch.....1939
 Al Hollingsworth.....1939

Joe Gallagher.....1940
 Tommy Tatum.....1941
 Paul Waner.....1941
 Augie Galan.....1941-46
 Bobby Bragan.....1947-48
 Hank Edwards.....1951

Walter Alston 1954-76

25

Max Rosenfeld.....1932
 Les Munns.....1934-35
 Ed Brandt.....1936
 Johnny Cooney.....1937
 Kiki Cuyler.....1938
 Hugh Casey.....1939-42
 Wes Flowers.....1944
 Don Lund.....1945
 Otho Nitcholas.....1945
 Hugh Casey.....1946-48
 Chris Van Cuyk.....1950-52
 Bob Milliken.....1953-54
 Frank Howard.....1958-64
 Wes Covington.....1966
 Jim Campanis.....1967-68
 Joe Moeller.....1969-71
 Tommy John.....1972-78
 Ted Power.....1981-82
 German Rivera.....1983-84
 Mariano Duncan.....1985-87,
 1989
 Darren Fletcher.....1989-90
 Dennis Cook.....1990-91
 Mike Piazza.....1992
 Tim Wallach.....1993, 2004-
 Mike Busch.....1995-97
 Juan Castro.....1997
 Bobby Bonilla.....1998
 Dave Hansen.....1999-02, 2011-12
 Jim Riggleman.....2003
 Rickey Henderson.....2003
 Mike Edwards.....2005
 Sandy Alomar, Jr.....2006
 Mariano Duncan.....2006-07
 Esteban Loaiza.....2007
 Andruw Jones.....2008
 Jim Thome.....2009
 Mariano Duncan.....2009-10
 Carl Crawford.....2013
 Mark McGwire.....2014-15
 Will Venable.....2016
 Rob Segedin.....2016-18
 David Freese.....2018-19

26

Johnny Babich.....1934-35
 Ray Lucas.....1934
 Fred Frankhouse.....1936
 Heinie Manush.....1937-38
 Merv Shea.....1938
 Bill Crouch.....1939
 Lyn Lary.....1939
 Curt Davis.....1940-46
 Carl Doyle.....1940
 Red Barney.....1946-50
 Fred Kipp.....1957-59
 Willie Davis.....1960
 Derrell Griffith.....1963-66
 Gene Michael.....1967
 Paul Popovich.....1968
 Red Adams.....1969-80
 Alejandro Peña.....1981-89
 Pat Perry.....1990
 Henry Rodriguez.....1992-93
 Carlos Hernandez.....1994-96
 Eric Young.....1997
 Eddie Williams.....1997
 Charles Johnson.....1998
 Rick Dempsey.....1999-00
 Brian Johnson.....2001
 Hiram Bocachica.....2002
 Wilkin Ruan.....2002-03
 Antonio Perez.....2004-05

Jae Seo.....2006
 Toby Hall.....2006
 Einar Diaz.....2006
 Luis Gonzalez.....2007
 Gary Bennett.....2008
 Doug Mientkiewicz.....2009
 Octavio Dotel.....2010
 Tim Wallach.....2011-13
 Alex Castellanos.....2013
 Tim Federowicz.....2014
 Sergio Santos.....2015
 Chase Utley.....2015-18
 Jedd Gyorko.....2019

27

Dutch Leonard.....1933-36
 Ben Cantwell.....1937
 Eddie Morgan.....1937
 Goody Rosen.....1938-39
 Tony Guiliani.....1940
 Pete Reiser.....1941-42, 1946,
 1960-64
 Dee Moore.....1943
 Fritz Ostermueller.....1943-44
 Claude Crocker.....1944-45
 Eddie Basinski.....1945
 Ray Blades.....1947-48
 Milt Stock.....1949-50
 Cookie Lavagetto.....1951-53
 Tommy Lasorda.....1954-55
 Pete Wojey.....1954
 Don Borkowski.....1955
 Bob Demeter.....1956, 1958
 Jim Gentile.....1958
 Phil Regan.....1966-68
 Willie Crawford.....1969-75
 Elias Sosa.....1976-77
 Joe Beckwith.....1979-83
 Carlos Diaz.....1984-86
 Mike Sharperson.....1987-93
 Jerry Brooks.....1993
 Roger Cedeño.....1995-96
 Todd Zeile.....1997-98
 Manuel Barrios.....1998
 Kevin Brown.....1999-03
 Jose Lima.....2004
 D.J. Houlton.....2005
 James Loney.....2006
 Matt Kemp.....2006-14, 2018
 Justin Ruggiano.....2015
 Greg Lombard.....2016-17
 Alex Verdugo.....2019

28

Ray Benge.....1933-35
 Eddie Wilson.....1937
 Bert Haas.....1938
 Merv Shea.....1938
 Fred Sington.....1939
 Tex Carleton.....1940
 Mace Brown.....1941
 Hal Macon.....1942-43
 Max Gregg.....1943-47
 Preacher Roe.....1948-54
 Ralph Branca.....1956
 Chuck Templeton.....1956
 Bob Aspromonte.....1956,
 1960-61
 Nick Willhite.....1963
 Mike G. Marshall.....1974-76
 Wes Parker.....1964-72
 Pedro Guerrero.....1980-88
 Dave Hansen.....1989
 Lenny Harris.....1989
 Kal Daniels.....1989-92
 Rafael Bournigal.....1992-95
 Cory Snyder.....1993-94
 Todd Hollandsworth.....1995-2000
 Tom Goodwin.....2000-01
 Jim Riggleman.....2002
 Tyler Houston.....2002
 Fred McGriff.....2003
 Jayson Werth.....2004-06

Andy LaRoche 2007
 Shea Hillenbrand 2007
 Andy LaRoche 2008
 Danny Ardoin 2008
 Eric Milton 2009
 Rod Barajas 2010-11
 Jamey Wright 2012, 2014
 Justin Sellers 2013
 Chris Heisey 2015
 Bud Norris 2016
 Franklin Gutierrez 2017
 Luis Ortiz 2018
 Tyler White 2019

29

Art Herring 1934
 Harvey Green 1935
 Tom Winstett 1937-38
 Mel Almada 1939
 Jimmy Wasdell 1940-41
 Ed Albosta 1941
 Clyde King 1945
 Hank Behrman 1946-48
 Carl Furillo 1946
 Gene Mauch 1948
 Don Thompson 1951,
 1953-54
 Tommy Holmes 1952
 Tommy Lasorda 1954
 Pete Wojey 1955
 Ralph Mauriello 1958
 Stan Williams 1958-62
 Jim Baxes 1959
 Chuck Essegian 1959-60
 Nate Oliver 1963-66
 John Duffie 1967
 Jack Jenkins 1969
 Jose Peña 1970-72
 Greg Heydeman 1973
 Mike Garman 1977-78
 Gerald Hannahs 1978-79
 Don Stanhouse 1980
 Ron Perranoski 1981-84
 Alex Trevino 1986-87
 Ricky Horton 1988-89
 Lenny Harris 1989-93
 Tim Wallach 1994-96
 Milt Thompson 1996
 Eric Anthony 1997
 Matt Luke 1998
 Adrian Beltre 1998-2004
 Tim Wallach 2005
 Mariano Duncan 2006
 James Loney 2006
 Jason Schmidt 2007-09
 Ted Lilly 2010-13
 Tim Wallach 2013-15
 Scott Kazmir 2016-17
 George Lombard 2018-

30

Boom Boom Beck 1933-34
 Bob Barr 1935
 Max Butcher 1936
 Gib Brack 1937-38
 Tuck Stainback 1938-39
 Roy Cullenbine 1940
 Red Corriden 1941-46
 Al Gionfriddo 1947
 Dwain Sloat 1948
 Billy Loes 1952-56
 Bob Lillis 1958-59
 Maury Wills 1959-66,
 1969-72
 Cleo James 1968
 Derrel Thomas 1980-83
 John Tudor 1988-89
 Jose Offerman 1990-95
 Wilton Guerrero 1996-98
 Mark Grudzielanek 1998
 Craig Counsell 1999
 Brent Cookson 1999
 Gregg Olson 2000-01

James Baldwin 2001
 Dave Roberts 2002-04
 Brad Penny 2004
 John Shelby 2005
 Dioner Navarro 2006, 2011
 Mark Hendrickson 2006-07
 Casey Blake 2008
 Jamie Hoffmann 2009
 Xavier Paul 2010
 Jerry Sands 2012
 Edinson Volquez 2013
 Miguel Olivo 2014
 Darwin Barney 2014
 Scott Baker 2015
 Scott Schebler 2015
 Dave Roberts 2016-

31

Casey Stengel 1932-36,
 1949-50
 Eddie Wilson 1936
 Andy High 1937-38
 Bill Killefer 1939
 Gene Moore 1940
 Alex Kampouris 1941
 Les Webber 1942-45
 Eddie Basinski 1945
 Dick Whitman 1946
 Jake Pitter 1947-57
 Greg Mulleavy 1958-60,
 1962-64
 Don LeJohn 1965
 Jim Campanis 1966
 Ted Savage 1968
 Bill Sudakis 1968
 Al McBean 1969-70
 Gary Moore 1970
 Hoyt Wilhelm 1971-72
 Doug Rau 1972-79
 Jorge Orta 1982
 Jack Fimple 1983-84, 1986
 Ed Vande Berg 1986
 Jim Poole 1990
 John Shelby 1987-1990,
 1998-04
 Jim Neidlinger 1990
 Roger McDowell 1991-92
 Mike Piazza 1993-98
 Brad Penny 2005-08
 James McDonald 2009-10
 Jay Gibbons 2010-11
 Tim Federowicz 2011
 Brandon League 2012-13
 Drew Butera 2013-14
 Joc Pederson 2015-

32

Otto Miller 1932-36
 Jesse Haines 1938
 Art Parks 1939
 Boots Poffenberger 1939
 Lee Grissom 1940
 Jimmy Ripple 1940
 Lee Grissom 1941
 Johnny Rizzo 1942
 Ray Hayworth 1944-45
 Rube Melton 1943
 Babe Herman 1945
 Les Webber 1945-46
 Joe Tepsic 1946
 Willie Ramsdell 1948
 Cal Abrams 1949-52
 Rocky Nelson 1952
 Bill Antonello 1953-55
Sandy Koufax 1955-66

33

Max Carey 1932-33
 Burlleigh Grimes 1937
 Ernie Koy 1938
 Newt Kimball 1940
 Don Ross 1940
 Mace Brown 1941

Chet Kehn 1942
 Pat Ankenman 1943
 Frenchy Bordagaray 1944-45
 Don Padgett 1946
 Tommy Brown 1947
 Roy Campanella 1948
 Willie Ramsdell 1950
 Jim Romano 1951
 Ted Lyons 1954
 Joe Becker 1958-64
 Steve Bilko 1958
 Danny Ozark 1965-66,
 1969-71, 1980-82
 Ron Hunt 1967
 Vic Davallillo 1977-80
 Sid Bream 1983-85
 Jeff Hamilton 1986-1988
 Eddie Murray 1989-91, 1997,
 2006-

Eric Davis 1992-93
 Garey Ingram 1994-95
 Glenn Gregson 1998
 Carlos Perez 1998-00
 Hiram Bocachica 2001
 Brian Jordan 2002-03
 Jason Grabowski 2004
 Ricky Ledee 2005-06
 David Wells 2007
 Blake DeWitt 2008-10
 Juan Castro 2010
 Marcus Thames 2011
 Juan Rivera 2011
 Ramon Hernandez 2013
 Scott Van Slyke 2012-17
 Tony Watson 2017
 Breyvic Valera 2018

34

Tom Zachary 1934-36
 Hank Winston 1936
 Waite Hoyt 1937
 Elmer Klumpp 1937
 Charlie Gilbert 1940
 Pete Reiser 1940
 Roy Jarvis 1944
 Cal McLish 1944
 Fats Dantonio 1944-45
 Clyde Sukeforth 1945
 Hank Behrman 1946
 Eddie Miksis 1946-51
 Jean Pierre Roy 1946
 Wayne Terwilliger 1951
 Russ Meyer 1953-55
 Bob Aspromonte 1956
 Norm Sherry 1959-62
 Dick Calmus 1963
 Tom Hutton 1966, 1969
 Luis Alcaraz 1968
 Bobby Darwin 1969
 Ray Lamb 1970
 Lee Lacy 1972-78
 Lance Rautzhan 1977-79
 Ken Brett 1979
 Fernando Valenzuela 1980-90

35

Rosy Ryan 1933
 Babe Ruth 1938
 Don Ross 1941
 Clyde Sukeforth 1943-44
 Goody Rosen 1945-46
 Cal McLish 1946
 Marv Rackley 1947-49
 Mal Mallette 1950
 Pete Wojey 1954
 Sal Maglie 1956-57
 Larry Sherry 1958
 John Klippstein 1958-59
 Doug Camilli 1960-64
 John Purdin 1965, 1968-69
 Jim Hickman 1967
 Fred Norman 1970

Bobby Darwin 1971
 Bruce Ellingsen 1972
 Dennis Lewallyn 1975-79
 Bob Welch 1978-87
 Glenn Hoffman 1987, 1998-05
 William Brennan 1988
 Ben Hines 1988-89
 Jim Gott 1990-94
 Dave Clark 1996
 Rick Gorecki 1997
 Wayne Kirby 1997
 Greg McMichael 1998
 Brett Tomko 2006-07
 Mariano Duncan 2007, 2009
 Ramon Ortiz 2010
 Jack Taschner 2010
 John Lindsey 2010
 Jamie Hoffmann 2011
 Chris Capuano 2012-13
 Jamie Romak 2014
 Kevin Correia 2014
 Brett Anderson 2015-16
 Cody Bellinger 2017-

36

Casey Stengel 1936
 Dykes Potter 1938
 Max Macon 1940
 Frenchy Bordagaray 1943
 Ed Stevens 1946-47
 Preston Ward 1948
 Chuck Connors 1949
 Don Newcombe 1949-51,
 1954-58
 Steve Bilko 1958
 Roy Gleason 1963
 Lefty Phillips 1965-68
 Gary Moore 1970
 Frank Robinson 1972
 Rick Rhoden 1974-78
 Pepe Frias 1980-81
 Steve Shirley 1982
 Jose Gonzalez 1985, 1988
 Matt Young 1987
 Jim Gott 1990
 Mike Morgan 1989-91
 Todd Benzinger 1992
 Ricky Trilick 1993
 Todd Williams 1995
 Noe Munoz 1995
 Scott Radinsky 1996-98
 Robinson Checo 1999
 Angel Peña 1999, 2001
 Omar Daal 2002
 Daryle Ward 2003
 Edwin Jackson 2003
 Jeff Weaver 2004-05
 Lance Carter 2006
 Greg Maddux 2006, 2008
 Roberto Hernandez 2007
 Danny Ardoin 2008
 Jeff Weaver 2009-10
 Blake Hawksworth 2011
 Matt Magill 2013-14
 Adam Liberatore 2015-18

37

Frenchy Bordagaray 1942
 Rube Melton 1946-47
 Johnny Van Cuyk 1948-49
 Jim Russell 1950-51
 Ed Roebuck 1955-58, 1960-63
 Babe Birrer 1958
 Gene Snyder 1959
 Nick White 1964
 Mike Kekich 1965, 1968
 Dick Egan 1967
 Mike Strahler 1970-72
 Henry Cruz 1975-76
 Hank Webb 1977
 Bobby Castillo 1980-81, 1985
 Ben Hines 1985-86, 1990-93

Mike Davis1988
 Darren Dreifort1994-2005
 Rich Donnelly2006-07
 Tanyon Sturtze2008
 Charlie Haeger2009
 Carlos Monasterios2010
 Lance Cormier2011
 Dana Eveland2011
 Elian Herrera2012-13
 Mike Baxter2014
 Brandon Beachy2015
 Mike Freeman2017
 Charlie Culberson2017
 Brant Brown2018-

38

Tony Giuliani1941
 Chink Zachary1944
 Bob Ramazzotti1946
 Paul Minner1946, 1948-49
 Billy Loes1950
 Dick Williams1951-54, 1956
 Bob Darnell1954, 1956
 Jim Gentile1956
 Ron Negray1958
 Roger Craig1959-61
 Joe Moeller1962, 1964,
 1966-68
 Jack Billingham1968
 Bill Buckner1969
 Sandy Vance1970-71
 Geoff Zahn1973-75
 Lance Rautzhan1978-79
 Dave Goltz1980-82
 Pat Zachry1983-84
 Michael J. Ramsey1985
 Craig Shipley1986-87
 Jose Gonzalez1989-91
 Steve Wilson1991-92
 Todd Worrell1993-97
 Dave Mlicki1998-99
 Claude Osteen1999-00
 Eric Gagné2001-06
 Rudy Seanez2007
 Ramon Troncoso2008-11
 Shawn Litsch2012-13
 Brandon McCarthy2015-17

39

John Corriden1946
 Ed Chandler1947
Roy Campanella1948-57
 Ken Rowe1963
 Howie Reed1964-66

40

George Dockins1947
 Don Lund1947
 Clyde Sukeforth1947
 Erv Palica1948
 Bud Podbielan1949-52
 Walt Moryn1954-55
 Roger Craig1955-58
 Stan Williams1958-62
 Bill Singer1964-71
 Rex Hudson1974
 Brad Gulden1978
 Ron Roenicke1982-83
 Rick Honeycutt1983-87
 Mike Devereaux1987-88,
 1998
 Billy Bean1989
 Barry Lyons1990-91
 Henry Rodriguez1994-95
 Willie Banks1995
 Rick Parker1995-96
 Matt Luke1998
 Onan Masaoka2000
 Mike Trombly2001-02
 David Ross2002
 Steve Schmall2005
 Rick Honeycutt2006-19

41

Harry Taylor1947-48
 Clem Labine1950-60
 Jim Golden1960-61
 Jack Smith1962
 Larry Miller1964
 Lou Johnson1965-67
 Ted Sizemore1969-70
 Steve Yeager1972
 Greg Shanahan1973-74
 Bobby Castillo1977-79
 Jerry Reuss1979-87
 Brad Havens1987-88
 Carlos Hernandez1990-94
 Reggie Williams1995
 John Cummings1995-96
 Tripp Cromer1997-98
 Jeff Shaw1998-01
 Odalis Perez2002
 Joe Thurston2002
 Chad Hermansen2003
 Brad Penny2004
 Mike Venafro2004
 Dioner Navarro2005-06
 Aaron Sele2006
 Chin-hui Tsao2007
 Jeff Pentland2008-11
 Rubby De La Rosa2011-12
 Peter Moylan2013
 Clint Robinson2014
 Chris Hatcher2015-17
 Daniel Hudson2018
 Kyle Garlick2019

42

George Jeffcoat1939
Jackie Robinson1947-56
 Ray Lamb1969

43

Johnny Van Cuyk1947
 Dan Bankhead1950-51
 Don Hoak1954-55
 Charlie Neal1956-61
 Willie Crawford1964-66, 1968
 Tom Hutton1966, 1969
 John Miller1969
 John Hale1974-77
 Rick Sutcliffe1978-81
 Jose Morales1982-84
 Ken Howell1984-88
 Dave Hansen1990-91
 Raul Mondesi1993-99
 Kevin Elster2000
 Andy Ashby2001-03
 Juan Encarnacion2004
 Yhency Brazoban2004-08
 Will Ohman2009
 Randy Wolf2009
 Ken Howell2010-13
 Brandon League2013-15
 Luis Avilan2015-17
 Pat Venditte2018
 Edwin Rios2019-

44

Gene Mauch1948
 Sam Narron1950
 Johnny Roseboro1959
 Dick Tracewski1962-65
 Alan Foster1967-70
 Al Downing1971-77
 Ron Washington1977
 Mickey Hatcher1979-80
 Ken Landreaux1981-87
 Jose Vizciano1989-90
 Darryl Strawberry1991-93
 Mark Guthrie1996-98
 Rick Down1999-00
 Phil Hiatt2001
 Paul Shuey2002-04
 Jon Debus2005

Takashi Saito2006-08
 A.J. Ellis2009
 Vicente Padilla2009-11
 Aaron Harang2012-13
 Chris Withrow2013-15
 Chin-hui Tsao2015
 Rich Hill2016-19

45

Johnny Hall1948
 Ray Moore1952
 Johnny Podres1953-55,
 1957
 Don Miles1958
 Art Fowler1959
 Pete Richert1962-63
 Nick Willhite1965-66
 Ken Boyer1968-69
 Jerry Stephenson1970
 Stan Wall1974-77
 Jim Lefebvre1978-79
 Jack Perconte1980-81
 Terry Whitfield1984-86
 Chris Gwynn1989
 Mike Huff1989
 Kevin Cross1991
 Pedro Martinez1992-93
 Al Osuna1994
 Jose Parra1995
 Jim Bruske1995-96
 Roger Cedeño1997-98
 Jeff Kubenka1999
 Adam Melhuse2000
 Mike Metcalfe2000
 Jeff Branson2000
 Jose Nuñez2001
 Dennis Springer2001
 Terry Mulholland2001-02
 Odalis Perez2002-06
 Elmer Dessens2006
 Scott Proctor2007-08
 Brent Leach2009
 Justin Miller2010
 Trey Hillman2011-13
 Carlos Triunfel2014
 Joe Wieland2015
 Chris Woodward2016-18
 Matt Beaty2019-

46

Ben Wade1952-54
 Don Bessent1955-58
 Pete Mikkelsen1969-72
 Juan Marichal1975
 Burt Hooton1975-84
 Ralph Bryant1985-87
 Jim Gott1990
 Mike Hartley1989-91
 Kevin Gross1992-94
 Rick Parker1995
 Kevin Tapani1995
 Rob Murphy1995
 Jim Bruske1995-96
 Nelson Liriano1997
 Jim Bruske1998
 Gary Rath1998
 Rick Wilkins1999
 Doug Bochtler1999
 Trevor Miller2000
 Hiram Bocachica2000-01
 Bruce Aven2001
 Paul Quantrill2002-03
 Rodney Myers2004
 Elmer Dessens2004-05
 Dave Jauss2006-07
 Bob Schaefer2008-10
 Russ Mitchell2011
 Josh Wall2012-13
 Mike Bolsinger2015-16
 Josh Fields2016-18
 Tony Gonsolin2019-

47

George Pfister1952
 Vicente Romo1968
 Andy Messersmith1973-75,
 1979
 Candy Maldonado1981
 Greg Brock1982
 Larry White1983-84
 Jose Gonzalez1985-87
 Jesse Orosco1988, 2001-02
 Tom Goodwin1991-93
 Gary Wayne1994
 Jesus Martinez1996
 Trinidad Hubbard1998-99
 Shawn Gilbert2000
 Bruce Aven2000-01
 Wilson Alvarez2003-05
 Tim Hamulack2006
 Chad Moeller2007
 Cory Wade2008-09
 Jerry Sands2011
 Luis Cruz2012-13
 Ricky Nolasco2013
 Paul Maholm2014
 Howie Kendrick2015-16
 Trayce Thompson2017
 J.T. Chargois2018-19

48

Andy Pafko1952
 Ray Moore1953
 Carmen Mauro1953
 Glen Mickens1953
 Karl Spooner1955
 Jim Fairley1973
 Doyle Alexander1971
 Rick Sutcliffe1976
 Dave Stewart1978, 1981-83
 Dennis Powell1985-86
 Ramon Martinez1988-98
 Jacob Brumfield1999
 Eric Gagné1999-00
 Jim Colborn2001-05
 Dan Warthen2006-07
 Ken Howell2008-09
 Russ Ortiz2010
 John Ely2010, 2012
 Javy Guerra2013
 Nick Buss2013
 Nick Tepesch2016
 Zach Walters2016
 Brock Stewart2016-19
 Gavin Lux2019

49

John Corriden1946
 Joe Black1952-55
 Chuck Templeton1956
 Bob Kennedy1957
 Rene Valdes1957
 Jose Peña1970
 Charles Hough1970-80,
 1998-99
 Tom Niedenfuer1981-87
 Tim Belcher1987-91
 Tom Candiotti1992-97
 Frank Lankford1998
 Gary Rath1998
 Matt Herges1999-01
 Bryan Corey2002
 Luke Allen2002
 Bubba Crosby2003
 Scott Mullen2003
 Joe Thurston2003-04
 Cody Ross2005
 Willy Aybar2005-06
 Delwyn Young2006
 Brian Falkenberg2008
 Claudio Vargas2009
 Travis Schlichting2009
 A.J. Ellis2008-09
 Charlie Haeger2010

Travis Schlichting2010
Trent Oeltjen2010-12
Alex Castellanos.....2012-13
Carlos Marmol.....2013
Tim Hyers2016-17
Zach Neal.....2018

50

Don Elston1957
Dick Smith1965
Bob O'Brien1971
Eddie Solomon1973-75
Ron Roenicke1981
Jay Howell1988-92
Steve Wilson1993
Felix Rodriguez1995
Antonio Osuna.....1995
Mike Harkey1997
Brad Clontz1998
Will Brunson1998
Pedro Borbon1999
Chris Donnels.....2000-01
Jolbert Cabrera2002
Steve Colyer2003
Duaner Sanchez.....2004-05
Joel Guzman2006
Eric Stults2006-09
Jon Link2010
Nathan Eovaldi2011-12
Randy Choate2012
Chuck Crim2013-15
Casey Fien2016
Brett Eibner2017
Ryan Madson.....2018
Jaime Schultz.....2019

51

Bert Hamric1955
Larry Sherry1958-63
Jeff Leonard1977
Terry Forster1978-82
Lemmie Miller1984-85
Reggie Williams1985-86
Brian Holton1985-88
Jeff Fischer1989
Dave Walsh1990
Terry Wells1990
Joey Eischen1995-96
Adam Riggs1997
Mel Rojas1999
Mike Maddux1999
Terry Adams2000-01
Robert Ellis.....2002
Tom Martin2003-04
Jonathan Broxton.....2005-11
Ronald Belisario.....2012-13
Red Patterson2014
Zach Lee2015
Brock Stewart2016
Carlos Ruiz2016
Dylan Floro.....2018-

52

Preston Ward1948
Carroll Beringer1965-72
Tommy Lasorda1973-76
Myron White1978
Steve Sax1981
Cecil Espy1983
Bill Madlock1985
Balvino Galvez1986
Tim Crews1987-92
John DeSilva1993
Brian Barnes1994
Greg Hansell1995
Mark Guthrie1995
Darren Hall1996-98
Adam Riggs1997
Jamie Arnold.....1999-00
Al Reyes.....2000-01
Chin-Feng Chen2002-04
Brian Myrow2005

Randy Wolf2007
James McDonald.....2008-09
George Sherrill.....2009-10
Josh Lindblom2011-12
Tim Federowicz.....2012
John Valentini2013
Pedro Báez2014-

53

Don Drysdale 1956-69
Tom Paciorek1970

54

Dixie Howell1955-56
Bob Giallombardo1958
Carl Warwick1961
Barl Shirley1964, 1968
Monty Basgall1973-86
Tim Leary1988-89
Mike Maddux1990
Jim Poole1990
John Candelaria1991-92
Omar Daal1993-95
Henry Blanco1997
Chance Sanford1999
Jeff Williams1999-02
Troy Brohawn2003
Jose Flores2004
Mike Rose2005
Cody Ross2006
Giovanni Carrara2006
D.J. Houlton2007
Clayton Kershaw2008
Jason Johnson2008
Ronald Belisario2009-10, '13
Jay Guerra2011-12
Chris Perez2014
David Huff2015
Jim Johnson2015
Josh Bard2016
Sergio Romo2017
Tony Cingrani2017-19

55

Jackie Collum1957-58
Ron Fairly1958
Sergio Robles1976
Orel Hershiser1983-94, 2000
Wayne Kirby1996
Rick Gorecki1997
Onan Masaoka1999
Giovanni Carrara2001-02,
2004-05

Alfredo Gonzalez2003
Koyie Hill2003
Russell Martin2006-10, 19
Matt Guerrier2011-13
Mike Schumaker2013
Roberto Hernandez2014
Mat Latos2015
Joe Blanton2016

56

Roy Campanella1948
Rafael Landestoy1977
Dave Patterson1979
Rich Rodas1983-84
Mike Munoz1989-90
Mike Christopher1991
Pedro Astacio1992-97
Garey Ingram1997
Eric Weaver1998
Robinson Checo1999
Mike Fetters2000-01
Dennis Springer2001-02
Jim Riggleman2003-04
Derek Thompson2005
Hong-Chih Kuo2005-11
Michael Antonini2012
Joe Blanton2012
J.P. Howell2013-16
Josh Bard2017

Daniel Corcino2018
Adam Kolarek2019-

57

Rafael Landestoy1977
Pedro Guerrero1978-80
Steve Howe1980-85
Stu Pederson1985
Shawn Hillegas1987-88
John Wetteland1989-91
Kip Gross1992-93
Rod Nichols1993
Rudy Seanez1994-95
Dennis Reyes1997-98
Brian Bohanon1998
Luke Prokopec2000-01
Victor Alvarez2002-03
Scott Stewart2004
Franquelis Osoria2005-06
Eric Hull2007
Luis Maza2008
Scott Elbert2008-14
Alex Wood2015-18

58

Joe Pignatano1957-60
Mark Cresse1974-98
Sean Maloney1998
Kevin Beine2002
Rodney Myers2003
Brian Falkenberg2004
Edwin Jackson2005
Chad Billingsley2006-14
Ian Thomas2015
Jesse Chavez2016
Edward Paredes2017-18
Rocky Gale2018-19

59

Steve Shirley1982
Ray Seearge1989-90
Ismael Valdes1994-00
McKay Christensen2001
Guillermo Mota2002-04, 2009
Kelly Wunsch2005
Travis Schlichting2010
Stephen Fife2012-14
Eric Surkamp2015
Ronald Torreyes2015
Chin-hui Tsao2016
Fabio Castillo2017
Zac Rosscup2018-19

60

John DeSilva1993
Eddie Pye1994
Juan Castro1995-96
Mike Judd1997-00
Masao Kida2003-04
Chin-lung Hu2007-10
Todd Coffey2012
Jose Dominguez2013-14
Andrew Toles2016-18

61

Earl Robinson1958
Chan Ho Park1994-2001, 2008
Josh Beckett2012-14
Alex Verdugo2017-18

62

Oreste Marrero1996
Mike Metcalfe1998
Joel Peralta2015
Wilmer Font2017-18
Eric Goeddell2018

63

Angel Peña1998-99
Jonathan Meloan2007
Yimi Garcia2014-19

64

Jerry Brooks1993
Paul Lo Duca1998
Brian Falkenberg2004
Daniel Coulombe2014-15
Walker Buehler2017
Caleb Ferguson2018-

65

Jose Parra1995
Joc Pederson2014
Austin Barnes2015-16
Kyle Farmer2017
Casey Sadler2019

66

Todd Williams1995
Paul Konerko1997
Norihiro Nakamura2005
Mike MacDougal2011-12
Yasiel Puig2013-18

67

Will Brunson1998
Jeff Kubenka1998-99
Louis Coleman2016
O'Koyea Dickson2017

68

Ron Roenicke1992-93
Ross Stripling2016-

70

Damon Hollins1998
Onan Masaoka1999
Tim Locastro2017-18

71

Josh Ravin2015-17

72

Miguel Rojas2014
Travis d'Arneud2019

74

Kenley Jansen2010-

75

Alan Mills1999-00
Paco Rodriguez2012-15
Grant Dayton2016-17
Scott Alexander2018-

76

Duaner Sanchez2004
Matt West2015
Josh Borz2019-

77

Joe Medwick1940-41
Charlie Dressen1940
Carlos Frias2014-16
Dennis Santana2018-

85

Dustin May2019-

87

Jose De Leon2016

88

John Axford2018

97

Joe Beimel2006-08

98

Onelki Garcia2013

99

Manny Ramirez2008-10
Hyun-Jin Ryu2013-19

All-Time Los Angeles Dodger Trades

- 1958**
 June 15 Acquired Steve Bilko (1B) and Johnny Klippstein (P) from the Cincinnati Reds for Don Newcombe (P)
 Aug 4 Sold Randy Jackson (3B) to the Cleveland Indians
 Dec 4 Acquired Wally Moon (OF) and Phil Paine (P) from the St. Louis Cardinals for Gino Cimoli (OF)
 Dec 23 Acquired Rip Repulski (OF), Jim Golden (P) and Gene Snyder (P) from the Philadelphia Phillies for Sparky Anderson (2B)
- 1959**
 June 15 Acquired Chuck Essegian (OF) and Lloyd Merritt (P) from St. Louis Cardinals for Dick Gray (3B)
- 1960**
 April 5 Acquired Gordie Windhorn (OF) and Dick Sanders (1B) from the New York Yankees for Fred Kipp (P)
 April 8 Acquired Ron Perranoski (P), John Goryl (3B), Lee Handley (OF) and cash from the Chicago Cubs for Don Zimmer (3B)
 April 11 Sold Johnny Klippstein (P) to the Cleveland Indians
 May 6 Acquired Nels Chittum (P) from the Boston Red Sox for Rip Repulski (OF)
 May 7 Acquired Gail Harris (1B) from the Detroit Tigers for Sandy Amoros (OF)
 June 15 Acquired Jim Donohue (P) from the St. Louis Cardinals for John Glenn (OF)
 June 15 Acquired Ray Semproch (P) and cash from the Detroit Tigers for Clem Labine (P)
 Dec 15 Sold Earl Robinson (OF) to the Baltimore Orioles
 Dec 16 Sold Danny McDevitt (P) to the New York Yankees
- 1961**
 Jan 31 Sold Joe Pignatano (P) to the Kansas City Athletics
 March 30 Acquired Howie Reed (P) and cash from the Kansas City Athletics for Ed Rakow (P)
 May 4 Acquired Dick Farrell (P) and Joe Koppe (SS) from the Philadelphia Phillies for Don Demeter (OF) and Charley Smith (3B)
 May 30 Acquired Daryl Spencer (SS) from the St. Louis Cardinals for Bob Lillis (SS) and Carl Warwick (OF)
 Dec 15 Acquired Lee Walls (OF) and cash from the New York Mets for Charlie Neal (2B)
- 1962**
 March 24 Acquired Andy Carey (3B) from the Chicago White Sox for Ramon Conde (IF) and Jim Koranda (1B)
 Oct 11 Sold Norm Sherry (C) to the New York Mets
 Oct 11 Sold Dick Smith (OF) to the New York Mets
 Nov 26 Acquired Bill Skowron (1B) from the New York Yankees for Stan Williams (P)
 Nov 30 Acquired Bob Miller (P) from the New York Mets for Tim Harkness (1B) and Larry Burright (2B)
- 1963**
 Jan 24 Acquired Don Zimmer (3B) from the Cincinnati Reds for Scott Breeden (P)
 April 1 Sold Duke Snider (OF) to the New York Mets
 June 24 Sold Don Zimmer (3B) to the Washington Senators
 July 20 Acquired Marve Breeding (2B) from the Washington Senators for Ed Roebuck (P)
 Oct 14 Sold Mike Brumley (C) to the Washington Senators
 Dec 6 Sold Bill Skowron (1B) to the Washington Senators
 Dec 13 Acquired Jim Brewer (P) and Cuno Barragan (C) from the Chicago Cubs for Dick Scott (P)
- 1964**
 April 9 Acquired Lou Johnson (OF) and cash from the Detroit Tigers for Larry Sherry (P)
 Sept 10 Sold Ken Rowe (P) to the Baltimore Orioles
 Oct 15 Sold Nick Willhite (P) to the Washington Senators
 Oct 15 Acquired Dick Smith (OF) from the New York Mets for Larry Miller (P)
 Nov 30 Sold Doug Camilli (C) to the Washington Senators
 Dec 4 Acquired Claude Osteen (P), John Kennedy (SS) and cash from the Washington Senators for Frank Howard (OF), Phil Ortega (P), Pete Richert (P) and Dick Nen (1B)
- 1965**
 May 11 Acquired Nick Willhite (P) from the Washington Senators for cash
 May 15 Acquired Phil Regan (P) from the Detroit Tigers for Dick Tracewski (SS)
- 1966**
 May 10 Sold Johnny Podres (P) to the Detroit Tigers
 May 27 Acquired Dick Egan (P) from the California Angels for Howie Reed (P)
 Sept 10 Acquired Dick Schofield (SS) from the New York Yankees for Thad Tillotson (P) and cash
 Nov 29 Acquired Ron Hunt (2B) and Jim Hickman (OF) from the New York Mets for Tommy Davis (OF) and Derrell Griffith (IF)
 Dec 1 Acquired Bob Bailey (3B-OF) and Gene Michael (SS) from the Pittsburgh Pirates for Maury Wills (SS)
 Dec 15 Acquired Bob Lee (P) from the California Angels for Nick Willhite (P)
- 1967**
 April 3 Acquired Jack Cullen (P), John Miller (OF) and cash from the New York Yankees for John Kennedy (3B)
 May 10 Acquired Len Gabrielson (1B) from the California Angels for Johnny Werhas (IF)
 May 31 Sold Bob Lee (P) to the Cincinnati Reds
 Nov 28 Acquired Mudcat Grant (P) and Zoilo Versalles (SS) from the Minnesota Twins for John Roseboro (C), Ron Perranoski (P) and Bob Miller (P)
 Nov 30 Sold Gene Michael (SS) to the New York Yankees
 Nov 30 Acquired Paul Popovich (2B) from the Chicago Cubs for Lou Johnson (OF)
- 1968**
 Feb 13 Acquired Tom Haller (C) and Frank Kasmata (P) from the San Francisco Giants for Ron Hunt (2B) and Nate Oliver (2B)
 March 26 Acquired Rocky Colavito (OF) from the Chicago White Sox for cash
 April 3 Acquired Hank Aguirre (P) from the Detroit Tigers for cash
 April 23 Acquired Ted Savage (OF) and Jim Ellis (P) from the Chicago Cubs for Jim Hickman (OF) and Phil Regan (P)
 Oct 21 Sold Bob Bailey (3B) to the Montreal Expos
 Oct 21 Acquired Pete Mikkelsen (P) from the St. Louis Cardinals for cash
 Dec 4 Acquired Andy Kosco (OF) from the New York Yankees for Mike Kekich (P)
 Dec 5 Acquired two minor leaguers from the Kansas City Royals for Jim Campanis (C)
- 1969**
 March 30 Acquired Jimmie Schaffer (C) from the Cincinnati Reds for Ted Savage (OF)
 April 17 Acquired Al McBean (P) from the San Diego Padres for Tommy Dean (SS) and Leon Everitt (P)
 June 11 Acquired Maury Wills (SS) and Manny Mota (OF) from the Montreal Expos for Ron Fairly (OF-1B) and Paul Popovich (IF)
 Aug 15 Acquired Jim Bunning (P) from the Pittsburgh Pirates for Ron Mitchell (OF), Chuck Coggin (IF) and cash
 Sept 1 Acquired Jack Jenkins (P) from the Washington Senators for cash



"Sweet" Lou Johnson

All-Time Los Angeles Dodgers Trades

1970

Sept 28 Sold Fred Norman (P) to the St. Louis Cardinals
 Oct 5 Acquired Richie Allen (1B) from the St. Louis Cardinals for Ted Sizemore (2B) and Bob Stinson (C)
 Dec 11 Acquired Duke Sims (C) from the Cleveland Indians for Alan Foster (P) and Ray Lamb (P)

1971

Feb 10 Acquired Al Downing (P) from the Milwaukee Brewers for Andy Kosco (OF)
 March 13 Sold Jeff Torborg (C) to the California Angels
 Oct 21 Acquired Larry Hise (OF) from the Philadelphia Phillies for Tom Hutton (1B)
 Oct 22 Acquired Paul Powell (OF) from the Minnesota Twins for Bobby Darwin (OF)
 Dec 2 Acquired Frank Robinson (OF) and Pete Richert (P) from the Baltimore Orioles for Doyle Alexander (P), Bob O'Brien (P), Sergio Robles (C) and Royle Stillman (1B)
 Dec 2 Acquired Tommy John (P) and Steve Huntz (IF) from the Chicago White Sox for Richie Allen (1B)
 Dec 2 Acquired Bernie Beckman (P) and cash from the Detroit Tigers for Tom Haller (C)
 Dec 17 Acquired Chris Cannizzaro (C) from the Chicago Cubs for cash

1972

March 27 Sold Bill Sudakis (3B) to the New York Mets
 April 14 Acquired Dick Dietz (C) from the San Francisco Giants for cash
 Oct 26 Acquired Rudy Arroyo (P) and Greg Milliken (P) from the St. Louis Cardinals for Larry Hise (OF)
 Nov 28 Acquired Andy Messersmith (P) and Ken McMullen (3B) from the California Angels for Frank Robinson (OF), Bill Singer (P), Mike Strahler (P), Billy Grabarkewitz (IF) and Bobby Valentine (OF)

1973

March 26 Acquired George Culver (P) from the Houston Astros for cash
 March 27 Sold Dick Dietz (C) to the Atlanta Braves
 April 24 Sold Tim Johnson (SS) to the Milwaukee Brewers
 Aug 10 Sold George Culver (P) to the Philadelphia Phillies
 Oct 27 Acquired Rick Auerbach (SS) from the Milwaukee Brewers for cash
 Dec 5 Acquired Mike Marshall (P) from the Montreal Expos for Willie Davis (OF)
 Dec 5 Acquired Tommie Agee (OF) from the St. Louis Cardinals for Pete Richert (P)
 Dec 6 Acquired Jimmy Wynn (OF) from the Houston Astros for Claude Osteen (P) and Dave Culpepper (P)

1974

April 3 Acquired Pedro Guerrero (IF) from the Cleveland Indians for Bruce Ellingsen (P)
 July 11 Acquired Gail Hopkins (1B) from the San Diego Padres for cash

1975

Jan 29 Sold Von Joshua (OF) to the San Francisco Giants
 May 2 Acquired Burt Hooton (P) from the Chicago Cubs for Geoff Zahn (P) and Eddie Solomon (P)
 July 15 Sold Jim Brewer (P) to the California Angels
 Nov 17 Acquired Dusty Baker (OF) and Ed Goodson (1B) from the Atlanta Braves for Jimmy Wynn (OF), Tom Paciorek (OF), Lee Lacy (OF) and Jerry Royster (IF)

1976

March 2 Acquired Ted Sizemore (2B) from the St. Louis Cardinals for Willie Crawford (OF)
 March 31 Acquired Ellie Rodriguez (C) from the California Angels for Jesus Alvarez (OF) and cash
 June 15 Acquired Reggie Smith (OF) from the St. Louis Cardinals for Joe Ferguson (C), Bob Detherage (OF) and Fred Tisdale (P)
 June 23 Acquired Elias Sosa (P) and Lee Lacy (OF) from the Atlanta Braves for Mike Marshall (P)
 Dec 20 Acquired Johnny Oates (C) and Quincy Hill (P) from the Philadelphia Phillies for Ted Sizemore (1F)

1977

Jan 11 Acquired Rick Monday (OF) and Mike Garman (P) from the Chicago Cubs for Bill Buckner (1B), Ivan DeJesus (SS) and Jeff Albert (P)
 Feb 7 Acquired Hank Webb (P) and Dick Sanders (P) from the New York Mets for Rick Auerbach (SS)
 Sept 2 Sold John Hale (OF) to the Toronto Blue Jays
 Sept 2 Sold Henry Cruz (OF) to the Chicago White Sox
 Sept 8 Sold Kevin Pasley (C) to the Seattle Mariners
 Nov 23 Sold Dennis Lewallyn (P) to the Minnesota Twins

1978

Jan 31 Sold Elias Sosa (P) to the Pittsburgh Pirates
 May 17 Acquired Billy North (OF) from the Oakland Athletics for Glenn Burke (OF)
 May 20 Acquired Larry Landreth (P) and Gerald Hannahs (P) from the Montreal Expos for Mike Garman (P)
 July 1 Acquired Joe Ferguson (OF) and cash from the Houston Astros for Rafael Landestoy (SS) and Jeff Leonard

1979

Feb 15 Acquired Gary Thomasson (OF) from the New York Yankees for Brad Gulden (C)
 April 7 Acquired Jerry Reuss (P) from the Pittsburgh Pirates for Rick Rhoden (P)
 May 11 Sold Lance Rautzhan (P) to the Milwaukee Brewers
 May 11 Acquired Lerrin LaGrew (P) from the Chicago White Sox for cash
 Dec 3 Sold Von Joshua (OF) to the San Diego Padres

1980

July 11 Sold Charlie Hough (P) to the Texas Rangers
 Sept 13 Acquired Dennis Lewallyn (P) from the Texas Rangers for Pepe Frias (SS)

1981

March 30 Acquired Ken Landreaux (OF) from the Minnesota Twins for Mickey Hatcher (OF) and Matt Reeves (P)
 Dec 9 Acquired Jorge Orta (OF), Larry White (P) and Jack Fimple (C) from the Cleveland Indians for Rick Sutcliffe (P) and Jack Perconte (2B)

1982

Jan 6 Acquired Paul Voigt (P) and Scotti Madison (C) from the Minnesota Twins for Bobby Castillo (P) and Bobby Mitchell (OF)
 Feb 8 Acquired Lance Hudson (2B) from the Oakland Athletics for Davey Lopes (2B)
 March 30 Acquired Bert Geiger (P) and Cecil Epsy (OF) from Chicago White Sox for Rudy Law (OF)
 April 28 Acquired Jose Morales (C) from the Baltimore Orioles for Leo Hernandez (3B)
 Oct 15 Sold Ted Power (P) to the Cincinnati Reds
 Dec 28 Acquired Pat Zachary (P) from the New York Mets for Jorge Orta (OF)



Dusty Baker

All-Time Los Angeles Dodger Trades

- 1983**
 Jan 20 Acquired Vance Lovelace (P) and Dan Cataline (OF) from the Chicago Cubs for Ron Cey (3B)
 March 28 Acquired Ivan Mesa (SS) from the Minnesota Twins for Tack Wilson (OF)
 March 29 Acquired Steve Walker (P), Jody Johnston (P) and cash from the New York Mets for Mark Bradley (OF)
 May 9 Acquired Rafael Landestoy (IF) from the Cincinnati Reds for Brett Wise (P) and John Franco (P)
 Aug 19 Acquired Rick Honeycutt (P) from the Texas Rangers for Dave Stewart (P), Ricky Wright (P) and cash
 Dec 7 Acquired Joe Sweeney (C), Jose Torres (P) and John Serritella (P) from the Kansas City Royals for Joe Beckwith (P)
 Dec 8 Acquired Carlos Diaz (P) and Bob Bailor (IF/OF) from the New York Mets for Sid Fernandez (P)
- 1985**
 Feb 4 Acquired Al Oliver (IF) from the Philadelphia Phillies for Pay Zachry (P)
 July 9 Acquired Len Matuszek (IF) from the Toronto Blue Jays for Al Oliver (IF)
 July 10 Acquired Enos Cabell (IF) from the Houston Astros for German Rivera (3B) and Rafael Montalvo (P)
 Aug 31 Acquired Bill Madlock (IF) from the Pittsburgh Pirates for R.J. Reynolds (OF), Sid Bream (1B) and Cecil Espy (IF)
 Dec 11 Acquired Alex Trevino (C) from the San Francisco Giants for Candy Maldonado (OF)
 Dec 11 Acquired Ed Vande Berg (P) from the Seattle Mariners for Steve Yeager (C)
- 1986**
 Dec 10 Acquired Matt Young (P) from the Seattle Mariners for Dennis Powell (P) and Mike Watters (IF)
 Dec 10 Acquired Tim Leary (P) and Tim Crews (P) from the Milwaukee Brewers for Greg Brock (1B)
- 1987**
 May 6 Acquired Orlando Mercado (C) and Brad Havens (P) from the Detroit Tigers for Balvino Galvez (P)
 May 22 Acquired John Shelby (OF) and Brad Havens (P) from the Baltimore Orioles for Tom Niedenfuer (P)
 June 19 Acquired Phil Garner (IF) from the Houston Astros for Jeff Edwards (P)
 June 23 Acquired Bill Krueger (P) from the Oakland A's for Tim Meeks (P)
 Aug 17 Acquired Glenn Hoffman (IF) from the Boston Red Sox for Billy Bartels (P)
 Aug 29 Acquired Tim Belcher (P) from the Oakland A's for Rick Honeycutt (P)
 Sept 21 Acquired Mike Sharperson (IF) from the Toronto Blue Jays for Juan Guzman (P)
 Dec 11 Acquired Alfredo Griffin (IF), Jay Howell (P), and Jesse Orosco (P) in a three-team deal with the Oakland A's and the New York Mets for Bob Welch (P), Jack Savage (P) and Matt Young (P)
- 1988**
 April 1 Acquired John Gibbons (C) from the New York Mets for Craig Shipley (IF)
 Aug 16 Acquired John Tudor (P) from the St. Louis Cardinals for Pedro Guerrero (OF)
 Aug 31 Acquired Ricky Horton (P) from the Chicago White Sox for Shawn Hillegas (P)
 Oct 3 Acquired Jim Neidinger (P) from the Pittsburgh Pirates for Bill Krueger (P)
 Dec 4 Acquired Eddie Murray (1B) from the Baltimore Orioles for Juan Bell (IF), Brain Holton (P), and Ken Howell (P)
- 1989**
 March 11 Acquired Mike Morgan (P) from the Baltimore Orioles for Mike Devereaux (OF)
 July 18 Acquired Kal Daniels (OF) and Lenny Harris (IF) from the Cincinnati Reds for Mariano Duncan (IF) and Tim Leary (P)
 July 18 Acquired Billy Bean (OF) from the Detroit Tigers for Domingo Michel (1B) and Steve Green (OF)
 Nov 9 Acquired Jeff Bittiger (P) from the Chicago White Sox for Tracy Woodson (IF)
 Dec 20 Acquired Juan Samuel (IF) from the New York Mets for Mike Marshall (OF) and Alejandro Peña (P)
- 1990**
 April 1 Acquired Terry Wells (P) from the Houston Astros for Franklin Stubbs (1B/OF)
 May 13 Acquired Stan Javier (OF) from the Oakland A's for Willie Randolph (2B)
 Sept 13 Acquired Dennis Cook (P) from the Philadelphia Phillies for Darrin Fletcher (C)
 Oct 1 Acquired Mike Wilkins (P) from the Detroit Tigers for Mike Muñoz (P)
 Dec 14 Acquired Greg Smith (IF) from the Chicago Cubs for Jose Vizcaino (IF)
 Dec 15 Acquired Bob Ojeda (P) and Greg Hansell (P) from the New York Mets for Hubie Brooks (OF)
 Dec 20 Acquired Bert Heffernan (C) from the Milwaukee Brewers for Darren Holmes (P)
 Dec 29 Acquired David Lynch (P) and Steve Allen (P) from the Texas Rangers for Jim Poole (P)
- 1991**
 July 3 Acquired Mitch Webster (OF) from the Pittsburgh Pirates for Jose Gonzalez (OF)
 July 31 Acquired Roger McDowell (P) from the Philadelphia Phillies for Mike Hartley (P) and Braulio Castillo (OF)
 Sept 6 Acquired Steve Wilson (P) from the Chicago Cubs for Jeff Hartssock (P)
 Nov 27 Acquired Eric Davis (OF) and Kip Gross (P) from the Cincinnati Reds for Tim Belcher (P) and John Wetteland (P)
 Dec 11 Acquired Rudy Seanez (P) from the Cleveland Indians for Dennis Cook (P) and Mike Christopher (P)
 Dec 11 Acquired Todd Benizner (IF) from the Kansas City Royals for Chris Gwynn (OF) and Domingo Mota (IF)
- 1992**
 June 27 Acquired Mike Sodders (P) from the Chicago Cubs for Kal Daniels (OF)
 July 2 Acquired Steve Searcy (P) and Julio Peguero (OF) from the Philadelphia Phillies for Stan Javier (OF)
 Nov 17 Acquired Jody Reed (IF) from the Colorado Rockies for Rudy Seanez (P)
 Dec 24 Acquired Tim Wallach (IF) from the Montreal Expos for Tim Barker (IF)
- 1993**
 Sept 7 Acquired John DeSilva (P) from the Detroit Tigers for Eric Davis (OF)
 Nov 17 Acquired Delino DeShields (2B) from the Montreal Expos for Pedro Martinez (P)
 Dec 27 Acquired Ron Coomer (3B) from the Chicago White Sox for Isidro Marquez (P)
- 1994**
 March 28 Acquired Al Osuna (P) from the Houston Astros for James Daspit (P)
 June 16 Acquired Brian Barnes (P) from the Cleveland Indians for Eddie Lantigua (IF)
- 1995**
 May 23 Acquired Joey Eischen (P) and Roberto Kelly (OF) from the Montreal Expos for Henry Rodriguez (OF) and Jeff Treadway (IF)
 June 9 Acquired Kris Foster (P) from the Montreal Expos for Rafael Bourinjal (IF)
 June 19 Acquired Willie Banks (P) from the Chicago Cubs for Dax Winslett (P)
 July 31 Acquired Mark Guthrie (P) and Kevin Tapani (P) from the Minnesota Twins for Greg Hansell (P), Jose Parra (P) and Ron Coomer (IF)
 Aug 18 Acquired Brett Butler (OF) from the New York Mets for Scott Hunter (OF) and Dwight Maness (OF)
 Nov 29 Acquired Mike Blowers (3B) from the Seattle Mariners for Miguel Cairo (IF) and Willie Otanez (IF)
 Dec 15 Acquired Rick Clelland (P) from the Montreal Expos for Omar Daal (P)
 Dec 17 Acquired Billy Brewer (P) from Kansas City for Jose Offerman (INF)
- 1996**
 July 31 Acquired Chad Curtis (OF) from the Detroit Tigers for Joey Eischen (P) and John Cummings (P)
 Aug 31 Acquired Dave Clark (OF) from the Pittsburgh Pirates for Carl South
 Dec 9 Acquired Jeff Berblinger (IF) from the Detroit Tigers for Deivi Cruz and Juan Hernaiz

All-Time Los Angeles Dodger Trades

1997

- Aug 9 Acquired Hal Garrett (P) from the Pittsburgh Pirates for Eddie Williams (IF)
- Aug 12 Acquired Otis Nixon (OF) from the Toronto Blue Jays for Bobby Cripps
- Aug 18 Acquired Eric Young (IF) from the Colorado Rockies for Pedro Astacio (P)
- Aug 27 Acquired Darren Lewis (OF) from the Chicago White Sox for Chad Fonville (IF)

1998

- May 15 Acquired Bobby Bonilla (IF), Jim Eisenreich (OF), Charles Johnson (C), Gary Sheffield (OF), and Manuel Barrios (RHP) from the Florida Marlins for Mike Piazza (C), and Todd Zeile (IF).
- June 4 Acquired Dave Mlicki (P) and Greg McMichael (P) from the New York Mets for Hideo Nomo (P) and Brad Clontz (P)
- July 4 Acquired Jeff Shaw (P) from the Cincinnati Reds for Paul Konerko (IF) and Dennis Reyes (P)
- July 10 Acquired Brian Bohanon (P) from the New York Mets for Greg McMichael (P)
- July 23 Acquired Widd Workman (P) from the San Diego Padres for Jim Bruske (P)
- July 31 Acquired Mark Grudzielanek (IF), Carlos Perez (P), and Hiram Bocachica (IF) from the Montreal Expos for Wilton Guerrero (IF), Ted Lilly (P), Peter Bergeron (OF) and Jonathon Tucker (IF)
- Oct 12 Acquired Scott Prouty (P) from the Seattle Mariners for Eric Weaver (P)
- Nov 11 Acquired Mel Rojas (P) from the New York Mets for Bobby Bonilla (IF)
- Dec 1 Acquired Todd Hundley (C) and Arnold Gooch (P) from the New York Mets for Charles Johnson (C) and Roger Cedeño (OF)

1999

- Jan 12 Acquired Joe Sutton (C) from the Chicago White Sox for Darren Hall (P)
- April 16 Acquired Robinson Checo (P), Apostol Garcia (P) and Rick Roberts from the Detroit Tigers for Dave Mlicki (P) and Mel Rojas (P)
- May 19 Acquired Doug Bochtler (P) from the Toronto Blue Jays for cash
- Nov 8 Acquired Shawn Green (OF) and Jorge Nuñez (IF) from the Toronto Blue Jays for Raul Mondesi (OF) and Pedro Borbon (P)
- Dec 12 Acquired Terry Adams (P), Chad Ricketts (P) and Brian Stephenson (P) from the Chicago Cubs for Ismael Valdes (P) and Eric Young (IF)

2000

- April 1 Acquired Kenny Lutz from the Cincinnati Reds for Juan Castro (IF)
- June 13 Acquired Al Reyes (P) from the Baltimore Orioles for Alan Mills (P)
- June 20 Acquired Jim Leyritz (C/OF) from the New York Yankees for Jose Vizcaino (IF)
- July 26 Acquired Ismael Valdez (P) from the Chicago Cubs for Jamie Arnold (P) and Jorge Piedra (IF/OF)
- July 31 Acquired Tom Goodwin (OF) from the Colorado Rockies for Todd Hollandsworth (OF), Randy Dorne (P) and Kevin Gibbs (OF)
- Aug 6 Acquired Bruce Aven (OF) from the Pittsburgh Pirates for cash

2001

- Feb 25 Acquired Marquis Grissom (OF) and Ruddy Lugo (P) from the Milwaukee Brewers for Devon White (OF)
- March 18 Acquired Gary Majewski (P), Andre Simpson (P), and Orlando Rodriguez (P) from the Chicago White Sox for

- Antonio Osuna (P) and Carlos Ortega (P)
- March 28 Traded Mike Judd (P) to the Tampa Bay Devil Rays for a player to be named later
- July 13 Acquired McKay Christensen (OF) from the Chicago White Sox for Wade Parrish (P)
- July 26 Acquired James Baldwin (P) and cash from the Chicago White Sox for Jeff Barry (OF), Gary Majewski (P) and Onan Masoaka (P)
- July 31 Acquired Terry Mulholland (P) from the Pittsburgh Pirates for Adrian Burnside (P) and Mike Fetters (P)
- July 31 Acquired Mike Trombley (P) from the Baltimore Orioles for Kris Foster (P) and Geronimo Gil (C)
- Nov 9 Acquired Omar Daal (P) from the Philadelphia Phillies for Jesus Cordero (P) and Eric Junge (P)
- Dec 13 Acquired Cesar Izturis (IF) and Paul Quantrill (P) from the Toronto Blue Jays for Luke Prokopec (P) and Chad Ricketts (P)
- Dec 21 Acquired Dave Roberts (OF) from the Cleveland Indians for Christian Bredenbaugh (P) and Nial Hughes

2002

- Jan 15 Acquired Andrew Brown (P), Odalis Perez (P) and Brian Jordan (OF) from the Atlanta Braves for Gary Sheffield (OF)
- March 23 Acquired Guillermo Mota (P) and Wilkin Ruan (OF) from the Montreal Expos for Matt Herges (P) and Jorge Nuñez (IF)
- July 22 Acquired Jolbert Cabrera (IF/OF) from the Cleveland Indians for Lance Caraccioli (P)
- July 23 Acquired Tyler Houston (IF) and Brian Mallette (P) from the Milwaukee Brewers for Ben Diggins (P) and Shane Nance (P)
- July 25 Acquired Tom Farmer (P) and Jason Frasor (P) from the Detroit Tigers for Hiram Bocachica (IF/OF)
- July 28 Acquired Paul Shuey (P) from the Cleveland Indians for Francisco Cruceta (P), Terry Mulholland (P) and Ricardo Rodriguez (P)
- Dec 4 Acquired Todd Hundley (C) and Chad Hermansen (OF) from the Chicago Cubs for Mark Grudzielanek (IF) and Eric Karros (1B)
- Dec 16 Acquired Derek Thompson (P) from the Chicago Cubs for cash

2003

- Jan 25 Acquired Daryle Ward (OF) from the Houston Astros for Ruddy Lugo (P)
- Jan 27 Acquired Jason Romano (IF/OF) from the Colorado Rockies for Luke Allen (OF)
- July 14 Acquired Jeremy Burnitz (OF) from the New York Mets for Jose S. Diaz (P), Victor Diaz (IF) and Kole Strayhorn (P)
- July 31 Acquired Robin Ventura (IF) from the New York Yankees for Bubba Crosby (OF) and Scott Proctor (P)
- Dec 13 Acquired Jeff Weaver (P), Yhency Brazoban (P) and Brandon Weeden (P) from the New York Yankees for Kevin Brown (P) and cash

2004

- March 29 Acquired Jason Grabowski (OF) from the Oakland Athletics for cash
- March 30 Acquired Jayson Werth (OF) from the Toronto Blue Jays for Jason Frasor (P)
- April 1 Acquired Cody Ross (OF) from the Detroit Tigers for Steve Colyer (P) and cash considerations.
- April 3 Acquired Aaron Loooper (P) and Ryan Ketchner (P) from the Seattle Mariners for Jolbert Cabrera (IF)
- April 3 Acquired Antonio Perez (IF) from the Tampa Bay Devil Rays for Jason Romano (OF)
- April 4 Acquired Milton Bradley (OF) from the Cleveland Indians for Franklin Gutierrez (OF) and Andrew Brown (P)
- July 30 Acquired Brad Penny (P), Hee-Seop Choi (IF) and Bill Murphy (P) from the Florida Marlins for Guillermo Mota (P), Paul Lo Duca (C) and Juan Encarnacion (OF)
- July 31 Acquired Matt Merricks (P) from the Atlanta Braves for Tom Martin (P)
- July 31 Acquired Brent Mayne (C) and Steve Finley (OF) from the Arizona Diamondbacks for Bill Murphy (P), Koyie Kill (C) and Reggie Abercrombie (OF)
- July 31 Acquired Henri Stanley (OF) from the Boston Red Sox for Dave Roberts (OF)
- Aug 19 Acquired Elmer Dessens (P) and cash from the Arizona Diamondbacks for Jereme Milons (OF)

2005

- Jan. 11 Acquired Dioner Navarro (C), William Juarez (P), Dan Muegge (P) and Beltran Perez (P) from Arizona for Shawn Green (OF) and cash
- March 20 Acquired Jason Phillips (C) from the New York Mets for Kazuhisa Ishii (P)
- March 30 Traded David Ross (C) to the Pittsburgh Pirates for cash considerations.
- Aug. 9 Acquired Jose Cruz Jr. (OF) from the Boston Red Sox for a player to be named later (Tony Schragger, IF)
- Dec 13 Acquired Andre Ethier (OF) from the Oakland Athletics for Milton Bradley (OF) and Antonio Perez (IF)



Brett Butler

All-Time Los Angeles Dodger Trades

| | |
|-------------|---|
| 2006 | |
| Jan 4 | Acquired Jae Seo (P) and Tim Hamulack (P) from the New York Mets for Duane Sanchez (P) and Steve Schmolli (P) |
| Jan 14 | Acquired Danyis Baez (P) and Lance Carter (P) from the Tampa Bay Devil Rays for Edwin Jackson (P) and Chuck Tiffany (P) |
| April 24 | Acquired a player to be named later from Cincinnati (Ben Kozlowski) for Cody Ross (OF) |
| June 27 | Acquired Mark Hendrickson (P), Toby Hall (C) and cash considerations from the Tampa Bay Devil Rays for Jae Seo (P), Dioner Navarro (C) and a player to be named later (Justin Ruggiano) |
| July 23 | Acquired B.J. LaMura (P) from the Chicago White Sox for Sandy Alomar Jr. (C) |
| July 25 | Acquired Elmer Dessens (P) from the Kansas City Royals for Odalis Perez (P), Blake Johnson (P), Julio Pimentel (P) and cash considerations |
| July 28 | Acquired Wilson Betemit (IF) from the Atlanta Braves for Danyis Baez (P), Willy Aybar (IF) and cash considerations |
| July 31 | Acquired Greg Maddux (P) and cash considerations from the Chicago Cubs for Cesar Izturis (IF) |
| | Acquired Julio Lugo (IF) from the Tampa Bay Devil Rays for Joel Guzman (IF/OF) and Sergio Pedrosa (OF) |
| Aug. 31 | Acquired Marlon Anderson (IF/OF) from the Washington Nationals with cash considerations for Johnny Nuñez (P) |
| 2007 | |
| March 26 | Acquired Brady Clark (OF) and cash considerations from the Milwaukee Brewers for Elmer Dessens (P) |
| March 29 | Acquired Thomas Perez (IF) from the Chicago Cubs for future considerations |
| July 31 | Acquired Scott Proctor (P) from the New York Yankees for Wilson Betemit (IF) |
| Aug 9 | Acquired Mark Sweeney (IF) from the San Francisco Giants for a player to be named later (Travis Denker, IF) or cash |
| 2008 | |
| July 26 | Acquired Casey Blake (IF) and cash from the Cleveland Indians for Carlos Santana (C) and Jon Meloan (P) |
| July 26 | Acquired Manny Ramirez (OF) and cash considerations from the Boston Red Sox for Andy LaRoche (IF) and Bryan Morris (P) |
| Aug. 19 | Acquired Greg Maddux (P) from the San Diego Padres for two players to be named later (Eduardo Perez (P) and Michael Watt (P)) |
| 2009 | |
| July 30 | Acquired George Sherrill (P) from the Baltimore Orioles in exchange for Steve Johnson (P) and Josh Bell (3B) |
| Aug. 30 | Acquired Ronnie Belliard (IF) from the Washington Nationals in exchange for Luis Garcia (P) and a player to be named later (Victor Garate, P) |
| Aug. 31 | Acquired Jon Garland (P) from the Arizona Diamondbacks in exchange for cash considerations and a player to be named later (Tony Abreu, IF) |
| Aug. 31 | Acquired Jim Thome (1B) from the Chicago White Sox in exchange for Justin Fuller (IF) |
| 2010 | |
| July 28 | Acquired OF Scott Podsednik from the Kansas City Royals in exchange for Lucas May and Elisaul Pimentel (P) |
| July 31 | Acquired Ted Lilly (P) and Ryan Theriot (IF) from the Chicago Cubs for Blake DeWitt (IF), Kyle Smit (P) and Brett Wallach (P); acquired Octavio Dotel from the Pittsburgh Pirates for James McDonald (P) and Andrew Lambo (OF) |
| Sept. 18 | Traded Octavio Dotel (P) to the Colorado Rockies for a player to be named later (Anthony Jackson) |
| Nov. 30 | Acquired Blake Hawksworth (P) from the St. Louis Cardinals for Ryan Theriot (IF) |
| 2011 | |
| July 12 | Acquired Juan Rivera (OF) from the Toronto Blue Jays in exchange for a player to be named later or cash considerations |
| July 31 | Acquired Alex Castellanos (OF) from the St. Louis Cardinals in exchange for Rafael Furcal (SS) and cash |
| July 31 | Acquired Tim Federowicz (C), Stephen Fife (P) and Juan Rodriguez (P) from the Boston Red Sox for Trayvon Robinson (OF) |
| Dec. 8 | Acquired Tyler Henson (OF) and Jarrett Martin (P) from the Baltimore Orioles for Dana Eveland (P) |
| 2012 | |
| July 24 | Acquired Hanley Ramirez (SS) and Randy Choate (P) from the Miami Marlins in exchange for Nathan Eovaldi (P) and Scott McGough (P) |
| July 30 | Acquired Brandon League (P) from the Seattle Mariners in exchange for minor leaguers Leon Landry (OF) and Logan Bawcom (P) |
| July 31 | Acquired Shane Victorino (OF) from the Philadelphia Phillies in exchange for Josh Lindblom (P), Ethan Martin (P) and Stefan Jarrin (IF) |
| Aug. 3 | Acquired Joe Blanton (P) from the Philadelphia Phillies in exchange for a player to be named later (RHP Ryan O'Sullivan) |
| Aug. 25 | Acquired Adrian Gonzalez (1B), Carl Crawford (OF), Josh Beckett (P), Nick Punto (IF) and cash from the Boston Red Sox in exchange for James Loney (1B), Allen Webster (P), Ivan De Jesus (IF), Rubby De La Rosa (P) and Jerry Sands (OF) |
| 2013 | |
| April 6 | Acquired Ramon Hernandez (C) from the Colorado Rockies in exchange for Aaron Harang (P) and cash considerations |
| July 2 | Acquired Carlos Marmol (P) and cash considerations from the Chicago Cubs in exchange for Matt Guerrier (P) and cash considerations |
| July 6 | Acquired Ricky Nolasco (P) from the Miami Marlins in exchange for Josh Wall (P), Steven Ames (P) and Angel Sanchez (P) |
| July 31 | Acquired Drew Butera (C) from the Minnesota Twins in exchange for a player to be named later (LHP Miguel Sulbaran) or cash |
| Aug. 31 | Acquired Michael Young (IF) and cash considerations from the Philadelphia Phillies in exchange for Rob Rasmussen (P) |
| 2014 | |
| April 6 | Acquired Colt Hynes (P) from Cleveland in exchange for Duke von Schamann. (P) |
| July 28 | Acquired Darwin Barney (IF) from the Chicago Cubs with cash considerations in exchange for a player to be named later (Jonathan Martinez, P) |
| Aug. 7 | Acquired Roberto Hernandez (P) from Philadelphia in exchange for two players to be named later (Victor Arano, P and Jesmuel Valentin, IF) or cash considerations |
| Aug. 9 | Acquired Kevin Correia (P) from Minnesota in exchange for a player to be named later or cash considerations |
| Nov. 17 | Acquired Kyle Jensen (1B) from Miami in exchange for Criag Stem (P) |
| Nov. 20 | Acquired Joel Peralta (P) and Adam Liberatore (P) from Tampa Bay for Jose Dominguez (P) and Greg Harris (P) |
| Nov. 22 | Acquired Mike Bolsinger (P) from Arizona in exchange for cash considerations |
| Nov. 24 | Acquired Juan Nicasio (P) from Colorado in exchange for Noel Cuevas (OF) |
| Nov. 26 | Traded Ryan Jackson (IF) to Kansas City for cash considerations |
| Dec. 2 | Acquired Chris Heisey (OF) from Cincinnati in exchange for Matt Magill (P) |
| Dec. 9 | Traded Drew Butera (C) to the Angels for Matt Long (OF) |
| Dec. 10 | Acquired Austin Barnes (C), Chris Hatcher (P), Kike Hernandez (IF) and Andrew Heaney from Miami for Dee Gordon (IF), Dan Haren (P) and Miguel Rojas (IF) |
| Dec. 10 | Acquired Howie Kendrick (IF) from the Angeles in exchange for Andrew Heaney (P) |
| Dec. 18 | Acquired Yasmani Grandal (C), Joe Wieland (P) and Zach Eflin (P) from San Diego in exchange for Matt Kemp (OF) and Tim Federowicz (C) |
| Dec. 18 | Traded Jarrett Martin (P) to Milwaukee in exchange for Shawn Zarraga (C) |
| Dec. 19 | Acquired Jimmy Rollins (SS) from Philadelphia in exchange for Tom Windle (P) and Zach Eflin (P) |
| 2015 | |
| April 9 | Acquired Ryan Webb (P), Brian Ward (C) and a 2016 competitive balance round B pick from Baltimore in exchange for Chris O'Brien (C) and Ben Rowen (P) |
| May 23 | Acquired Eric Surkamp (P) from the Chicago White Sox in exchange for Blake Smith (P) |
| May 27 | Acquired Alberto Callaspo (IF), Juan Jaime (P), Eric Stults (P) and Ian Thomas (P) from Atlanta in exchange for Juan Uribe (3B) and Chris Withrow (P) |
| July 30 | Acquired Bronson Arroyo (P), Luis Avilan (P), Jim Johnson (P), Jose Peraza (IF) and Alex Wood (P) from Atlanta and Mat Latos and Michael Morse (IF/OF) from Miami in exchange for sending Zach Bird (P), Hector Olivera (IF) and Paco Rodriguez (P) to Atlanta and Victor Araujo (P), Jeff Brigham (P) and Kevin Guzman (P) to Miami. Atlanta received a 2016 competitive balance round A pick from Miami |
| July 31 | Acquired Jose Tabata and cash considerations from Pittsburgh in exchange for Michael Morse |
| Aug. 19 | Acquired Chase Utley (IF) and cash considerations from Philadelphia or Darnell Sweeney (OF/IF) and John Richy (P) |
| Aug. 31 | Acquired Justin Ruggiano (OF) from Seattle in exchange for a player to be named later or cash |

All-Time Los Angeles Dodger Trades

| | |
|-------------|--|
| Sept. 13 | Acquired Chris Heisey (OF) from Toronto in exchange for a player to be named later or cash |
| Dec. 16 | Acquired Jack Murphy (C) from Toronto in exchange for Darwin Barney (IF) |
| Dec. 18 | Acquired Micah Johnson (IF), Frankie Montas (P) and Trayce Thompson (OF) from the Chicago White Sox for sending Brandon Dixon (IF/OF), Jose Peraza (IF) and Scott Schebler (OF) to Cincinnati. Cincinnati sent Todd Frazier (3B) to Chicago |
| Dec. 18 | Acquired Tyler Olson (P) from Seattle in exchange for a player to be named later or cash |
| 2016 | |
| Jan. 12 | Acquired Erick Mejia (IF) from Seattle in in exchange for Joe Wieland (P) |
| Jan. 12 | Acquired Rob Segedin (IF/OF) and a player to be named later or cash considerations from New York (AL) in exchange for Ronald Torreyes (INF) and Tyler Olsen (P) |
| April 10 | Acquired James Ramsey (OF) and Zach Walters (IF) from Cleveland in exchange for cash considerations |
| June 19 | Acquired Chris Taylor (IF) from Seattle in exchange for Zach Lee (P) |
| June 30 | Acquired Bud Norris (P), Dian Toscano (OF), Alec Grosser (P) and cash considerations from Atlanta in exchange for Philip Pfeifer (P) and Caleb Dirks (P) |
| Aug. 1 | Acquired Josh Reddick (OF) and Rich Hill (P) from Oakland in exchange for Jharel Cotton (P), Grant Holmes (P) and Frankie Montas (P); acquired Jesse Chavez (P) and cash considerations from Toronto in exchange for Mike Bolsinger (P); acquired Josh Fields (P) from Houston in exchange for Yordan Alvarez (IF) |
| Aug. 25 | Acquired Carlos Ruiz (C) and cash considerations from Philadelphia in exchange for A.J. Ellis (C), Tommy Bergjans (P) and a player to be named later or cash considerations |
| Nov. 7 | Acquired Vidal Nuno (P) from Seattle in exchange for Carlos Ruiz (C) |
| Nov. 11 | Acquired Darin Ruf (OF) and Darnell Sweeney (OF) from Philadelphia for Howie Kendrick (IF/OF) |
| 2017 | |
| Jan. 13 | Acquired future considerations from the Atlanta Braves for Micah Johnson (IF) |
| Jan. 23 | Acquired Logan Forsythe (2B) from Tampa Bay in exchange for Jose DeLeon (P) |
| Jan. 25 | Acquired Brett Eibner (OF/IF) from the Oakland Athletics in exchange for Jordan Tarsovich (3B) |
| Jan. 30 | Acquired cash considerations from the Cleveland Indians for Carlos Frias (P) |
| Feb. 19 | Acquired Ryan Moseley (P) from the Baltimore Orioles in exchange for Vidal Nuno (P) |
| March 1 | Acquired Drew Jackson (IF) and Aneurys Zabala (P) from the Seattle Mariners in exchange for Chase DeJong (P) |
| April 10 | Acquired Joe Gunkel (P) from the Baltimore Orioles for future considerations |
| May 28 | Acquired future considerations from the Cincinnati Reds in exchange for Darnell Sweeney (OF/IF) |
| June 2 | Acquired Jason Wheeler (P) from the Minnesota Twins in exchange for cash considerations |
| July 2 | Acquired international bonus pool money from the Baltimore Orioles in exchange for Jason Wheeler (P) |
| July 11 | Acquired Todd Cunningham (OF) from the St. Louis Cardinals in exchange for cash considerations |
| July 22 | Traded Sergio Romo (P) to the Tampa Bay Rays in exchange for future considerations |
| July 28 | Acquired Luke Farrell (P) from the Kansas City Royals in exchange for cash considerations |
| July 31 | Acquired Yu Darvish (P) from the Texas Rangers in exchange for Willie Calhoun (OF/IF), Brendon Davis (IF) and AJ Alexy (P) |
| July 31 | Acquired Tony Watson (P) from the Pittsburgh Pirates in exchange for Oneil Cruz (IF) and Angel German (P) |
| July 31 | Acquired Tony Cingrani (P) from the Cincinnati Reds in exchange for Scott Van Slyke (OF/1B) and Hendrik Clementina (C/1B) |
| Aug. 15 | Traded Chris Hatcher (P) to the Oakland Athletics for international bonus pool money |
| Aug. 18 | Acquired Curtis Granderson (OF) and cash considerations from the New York Mets in exchange for Jacob Rhame (P) |
| Nov. 20 | Traded Josh Ravin (P) to the Atlanta Braves in exchange for cash considerations |
| Dec. 16 | Acquired Matt Kemp (OF) from the Atlanta Braves in exchange for Charlie Culberson (IF), Adrian Gonzalez (1B), Scott Kazmir (P) and Brandon McCarthy (P) |
| 2018 | |
| Jan. 2 | Acquired Dylan Baker from the Milwaukee Brewers for cash considerations |
| Jan. 4 | Acquired Scott Alexander (P) and Jake Peter (IF) in exchange for Trevor Oaks (P) and Joakim Soria (P) in a three-team deal with the Royals and White Sox |
| March 31 | Acquired Brevic Valera (IF) from the St. Louis Cardinals in exchange for Johan Mises (OF) |
| April 2 | Acquired Jesus Liranzo (P) from the Baltimore Orioles for Luis Ysla (P) |
| April 17 | Acquired Ariel Hernandez (P) from the Cincinnati Reds in exchange for Ibandel Isabel (IF) and Zach Neal (P) |
| April 18 | Acquired cash considerations from the Arizona Diamondbacks in exchange for Tyler Pili (P) |
| April 23 | Acquired Logan Salou (P) from the Oakland Athletics in exchange for Wilmer Font (P) |
| June 1 | Acquired cash considerations from the Miami Marlins in in exchange for Peter O'Brien (OF) |
| July 4 | Acquired Dylan Fiori (P), Zach Neal (P) and international bonus slot money from the Cincinnati Reds in exchange for James Marinaro (P) and Aneurys Zabala (P) |
| July 18 | Acquired Manny Machado (SS) from the Baltimore Orioles in exchange for Yusniel Diaz (OF), Breyvic Valera (IF), Rylan Bannon (IF), Dean Kremer (P) and Zach Pop (P) |
| July 31 | Acquired Brian Dozier (IF) from the Minnesota Twins in exchange for Logan Forsythe (IF), Devin Smeltzer (P) and Luke Raley (IF/OF) |
| July 31 | Acquired John Axford (P) from the Toronto Blue Jays in exchange for Corey Copping (P) |
| Aug. 31 | Acquired David Freese (IF) from the Pittsburgh Pirates in exchange for Jesus Valdez (IF) |
| Aug. 31 | Acquired Ryan Madson (P) from the Washington Nationals in exchange for Andrew Ister (P) |
| Nov. 1 | Acquired Justin Yurchak (IF) from the Chicago White Sox in exchange for Manny Banuelos (P) |
| Nov. 21 | Acquired Drew Finley (P) and cash considerations from the New York Yankees in exchange for Tom Locastro (IF) |
| Nov. 28 | Acquired Adam McCreery (P) from the Atlanta Braves in exchange for cash considerations |
| Dec. 21 | Acquired Homer Bailey (P), Jeter Downs (IF) and Josiah Gray (P) from the Cincinnati Reds in exchange for Kyle Farmer (IF/C), Matt Kemp (OF), Yasiel Puig (OF) and Alex Wood (P) |
| 2019 | |
| Jan. 8 | Acquired Jaime Schultz (P) from Tampa Bay for Caleb Sampen (P) |
| Jan. 11 | Traded for Russell Martin (C) and cash from Toronto in exchange for Ronny Brito (IF) and Andrew Sopko (P) |
| May 10 | Traded Travis d'Arnaud (C) to Tampa Bay |
| May 10 | The Chicago White Sox purchased Paulo Orlando (OF) from the Los Angeles Dodgers |
| July 3 | Acquired Casey Sadler (P) from Tampa Bay for Nathan Witt (P) |
| July 12 | Traded Adam McCreery (P) to the Los Angeles Angels |
| July 12 | Traded Josh Thole (C) to the Los Angeles Angels |
| July 17 | Traded Justin Grimm (P) to the Cincinnati Reds |
| July 25 | Acquired Tyler White (IF) from Houston for Andre Scrubb (P) |
| July 29 | Acquired Zac Rosscup (P) from the Seattle Mariners |
| July 29 | Acquired Kristopher Negron (IF) from the Seattle Mariners in exchange for Daniel Castro |
| July 31 | Traded Rocky Gale (C) to Tampa Bay |
| July 31 | Acquired Jedd Gyorko (IF), cash and international bonus slot money from St. Louis for Jeffrey Abreu (P) and Tony Cingrani (P). |
| July 31 | Acquired Adam Kolarek (P) from Tampa Bay in exchange for Niko Hulsizer (OF). |
| Aug. 9 | Purchased Jose Lobaton (C) from the Seattle Mariners. |

This Date In Dodger History

January 1, 2008: The Dodgers enter their first-ever float in the Rose Parade, marking the beginning of a year-long celebration of the team's 50th anniversary in Los Angeles.

January 1, 2014: Vin Scully serves as the Grand Marshal of the Rose Parade.

January 5, 1982: Dodger announcer Vin Scully is elected to the Hall of Fame.

January 10, 1984: Don Drysdale is elected to the Hall of Fame.

January 17, 1958: The Dodgers complete arrangements to play home games in the Los Angeles Memorial Coliseum for the 1958 and 1959 seasons.

January 19, 1972: Sandy Koufax becomes the youngest member to be elected to the Hall of Fame at the age of 36.

January 23, 1962: Jackie Robinson is elected to the Hall of Fame just days shy of his 43rd birthday.

January 29, 1967: Former Dodger President and General Manager Branch Rickey is elected into the Hall of Fame.

January 29, 2004: Frank McCourt becomes the fourth owner of the Los Angeles Dodgers.

February 1, 1988: The Dodgers sign free agent outfielder Kirk Gibson.

March 1, 2009: The Dodgers play their first-ever game at Camelback Ranch-Glendale

March 2, 2005: Hall of Famer Jackie Robinson is honored posthumously by receiving the Congressional Gold Medal during ceremonies in the rotunda of the United States Capitol building in Washington, DC.

March 4, 1912: Groundbreaking ceremonies are held for the construction of Ebbets Field.

March 8, 1966: Casey Stengel is elected to the Hall of Fame.

March 11, 1953: Holman Stadium in Vero Beach is dedicated to Bud L. Holman. The Dodgers beat the Philadelphia Athletics, 4-2, in front of 5,532.

March 15, 1970: Peter O'Malley becomes president of the Dodgers, succeeding his father, Walter, who assumes the position of chairman of the board.

March 15, 2008: The Dodgers host the Padres at Wukesong Stadium in Beijing, in Major League Baseball's first-ever game on Chinese soil.

March 17, 2008: The Dodgers play their last Spring Training game at Holman Stadium in Vero Beach, FL. Vero Beach hosted the Dodgers during Spring Training for 60 years.

March 21, 1987: The Dodgers dedicate Campo Las Palmas in the Dominican Republic, a camp designed for young Latin players to help further the growth of baseball.

March 22, 2014: The Dodgers opened the 2014 season at the Sydney Cricket Ground in Sydney, Australia, with their first-ever regular-season games played outside of North America, defeating the Diamondbacks 3-1.

March 22, 2017: The United States wins its first World Baseball Classic, defeating Puerto Rico, 8-0, in the final held at Dodger Stadium in front of 51,565 fans.

March 28, 2018: Clayton Kershaw makes his eighth consecutive Opening Day start, a Dodger franchise record

March 28, 2019: Dodgers clubbed a Major League record eight homers on Opening Day, and tied a franchise record for homers in a game (also, 5/22/2002 at MIL) and clubbed an MLB record eight homers on Opening Day, surpassing the 2018 Chicago White Sox (6) and the 1988 New York Mets (6) for most all-time in the opener.

March 29, 2008: A Guinness World Record 115,300 fans watch the Dodgers take on the Boston Red Sox in an exhibition at the Los Angeles Memorial Coliseum that raises more than \$2 million dollars for ThinkCure!, the team's official charity.

March 31, 2011: Don Mattingly picks up his first win as Dodger Manager as Los Angeles defeats San Francisco 2-1 on Opening Day at Dodger Stadium.

April 2, 1962: The California Angels and Los Angeles Dodgers play their first game ever against each other, as the Angels edge the Dodgers, 6-5 and begin the Freeway Series.

April 3, 2016: Rookie manager Dave Roberts wins his first Major League game as a Dodger, 15-0, over the San Diego Padres, the largest Opening Day victory in Dodgers' history.

April 3, 2006: A Dodger Stadium regular season-record crowd of 56,000 fans sees the Dodgers face the Braves on Opening Day.

April 5, 1913: Ebbets Field opens as 25,000 fans see the Brooklyn Dodgers, behind Nap Rucker, beat New York, 3-2, in an exhibition game. Casey Stengel hits the first home run in the new ballpark.

April 6, 2005: The Dodgers are recognized by *Guinness World Records Book* as having registered the "Highest Cumulative Attendance for a Baseball Franchise."

April 7, 1969: Bill Singer is credited with the first official save in baseball history

April 8, 1994: Atlanta Braves' Kent Mercker no-hits the Dodgers, 6-0, becoming the fifth opposing pitcher to no-hit the Dodgers since they came to Los Angeles and is only the second no-hitter by an opponent at Dodger Stadium. Dodger rookie pitcher Chan Ho Park also makes his history Major League debut, pitching the ninth inning.

April 8, 2015: Adrian Gonzalez became the first player in Major League history to slug five home runs in his team's first three games of the season.

April 9, 1913: The Brooklyn Dodgers play their first regular-season game at Ebbets Field as Nap Rucker blanks Philadelphia, 1-0.

April 9, 1913: Fernando Valenzuela makes his first Major League start, substituting for Jerry Reuss, on Opening Day and blanks the Astros, 2-0.

April 10, 1962: Dodger Stadium opens with 52,564 fans in attendance to see the Dodgers and Reds, with Cincinnati winning, 6-3.

April 11, 2016: The Dodgers and the city of Los Angeles dedicate Vin Scully Avenue in honor of Hall of Famer Vin Scully, who completed his 67th and final season in the broadcast booth for the Dodgers in 2016.

April 11, 1947: Jackie Robinson becomes the first African-American player to sign a Major League contract as he does so with the Brooklyn Dodgers.

April 11, 1962: Jim Gilliam homers and Sandy Koufax goes the distance as the Dodgers beat the Reds, 6-2 in the club's first win at Dodger Stadium.

April 13, 1954: Future Hall of Famer Walter Alston makes his debut as a Dodger manager, the first of 23 consecutive seasons with the club.

April 13, 2012: Aaron Harang establishes a franchise record by striking out nine consecutive Padre hitters, breaking Johnny Podres' old mark. He finished the night with 13 Ks in 6.1 innings, tying his career high for strikeouts (Sept. 29, 2007) and became the first Dodger pitcher in the last 90 seasons to have 13 or more strikeouts in a game when pitching fewer than 7.0 innings.

April 13, 2009: In the club's home opener, Orlando Hudson becomes the second L.A. Dodger to hit for the cycle and the first since Wes Parker in 1970. The contest against the Giants was Hudson's first home game as a Dodger.

April 14, 1964: Sandy Koufax tosses a 4-0 shutout over the Cardinals in the only Opening Day start of his career.

April 15, 1947: Jackie Robinson plays his first Major League game, thus becoming the first African-American player to play in the Majors.

April 15, 2009: At 21 years and 27 days, left-hander Clayton Kershaw becomes the youngest pitcher in L.A. Dodger history to strike out at least 13 batters in game, when he fans 13 against the Giants.

April 15, 2017: A first-of-its-kind statue dedicated to Jackie Robinson is unveiled on the Reserve Level at Dodger Stadium, commemorating the 70th anniversary of his Major League debut.

April 16, 1983: Playing for the Padres at Dodger Stadium, former Dodger Steve Garvey appears in his 1,181st consecutive Major League game to set a NL record.



Ebbets Field

This Date In Dodger History

- April 18, 1950:** Vin Scully joins Red Barber and Connie Desmond in the broadcast booth.
- April 18, 1958:** Before a crowd of 78,672 at the Coliseum, the Dodgers play their first game in Los Angeles and defeat the San Francisco Giants, 6-5.
- April 19, 1890:** The Dodgers (a.k.a. Bridegrooms) play their first National League game at Washington Park and lose to the Boston Braves, 15-9.
- April 19, 1956:** In the first Dodger game played at Roosevelt Stadium in New Jersey, Roy Campanella collects his 1,000th Major League hit.
- April 21, 1890:** The Dodgers win their first National League game with a 7-6 decision over the Braves.
- April 21, 1967:** After 737 games in Los Angeles, Dodger fans experience the first rainout since the club's move West.
- April 22, 1958:** The first night game in Los Angeles is played at the Coliseum as the Dodgers defeat the Chicago Cubs, 4-2.
- April 23, 1958:** Pee Wee Reese plays in his 2,000th game and Gil Hodges hits his 300th homer.
- April 24, 1962:** Sandy Koufax ties his own team record by striking out 18 Cubs in a 10-2 victory.
- April 25, 1976:** Rick Monday of the Cubs saves the American flag as he rescues it from two dissidents who try to burn it in the Dodger Stadium outfield. The following season, Monday begins an eight-year career with the Dodgers.
- April 27, 1891:** The Dodgers play their first home game at Eastern Park, the second of seven ballparks they would call home in franchise history.
- April 27, 1929:** Brooklyn Dodgers relief pitcher Clise Dudley becomes the first player to hit a home run on the first Major League pitch thrown to him.
- April 28, 1985:** Fernando Valenzuela sets a MLB record of 41 consecutive innings without allowing an earned run to start the season.
- April 29, 2017:** L.A. hits back-to-back-to-back home runs (Yasiel Puig, Cody Bellinger and Justin Turner) to tie the game in the ninth inning against the Phillies, the first time a big league team hit three consecutive home runs to tie the game since the Dodgers accomplished the same feat in 2006.
- April 30, 2014:** The Dodgers reached 10,000 wins with a 6-4 victory over the Twins.
- April 30, 2012:** Matt Kemp rips his 12th home run of the month, setting a new Dodger franchise record for homers in April
- April 30, 2011:** Andre Ethier goes 2-for-4 to set a Major League record for the longest all-time April hitting streak at 26 games, passing Joe Torre's old mark of 22 games set in 1971.
- May 1, 1920:** The Dodgers and the Boston Braves play 26 innings -- the longest in Major League history only to tie the Boston Braves, 1-1. Dodger pitcher Leon Cadore pitches all 26 innings, including 20 consecutive scoreless innings.
- May 2, 2012:** The new Dodger ownership group that includes Mark R. Walter as its controlling partner, as well as Earvin "Magic" Johnson, Peter Cuber, Stan Kasten, Bobby Patton and Todd Boehly are introduced to the media and fans at a news conference at Dodger Stadium. On May 5 at Wrigley Field, the Dodgers 5-1 victory over the Cubs becomes the first win in the Guggenheim Baseball Management era.
- May 3, 2017:** Vin Scully is inducted into the Dodgers' Ring of Honor, becoming the first non-uniformed member of the organization to be recognized with an official retirement ceremony
- May 4, 2018:** Walker Buehler, Tony Cingrani, Yimi Garcia and Adam Liberatore combine for a no-hitter against the San Diego Padres 4-0 in a game played on foreign soil in Monterrey, Mexico
- May 6, 2009:** The Dodgers establish a modern-day record by winning their 13th consecutive home game to start the season and also tie a Dodger Stadium record for the club's longest home winning streak in the ballpark's 47-year history.
- May 6, 2011:** Andre Ethier picks up three hits at New York-NL to extend his hitting streak to 30 games, the second-longest run in franchise history. He would go 0-for-4 the next day, bringing the streak, which started on April 2, to an end.
- May 7, 1959:** A Major League-record 93,103 fans salute Roy Campanella as the Dodgers and Yankees play an exhibition game in the Los Angeles Coliseum.
- May 7, 1970:** Wes Parker becomes the first L.A. Dodger to hit for the cycle in a game against the New York Mets.
- May 11, 1963:** Sandy Koufax pitches a no-hitter against the San Francisco Giants and the Dodgers win, 8-0.
- May 12, 1956:** In the first no-hitter to be nationally televised, Carl Erskine blanks the Giants, 3-0, and records his second no-hitter.
- May 13, 1958:** Charlie Neal's opposite-field home run becomes the first to clear the right field fence at the Coliseum
- May 13, 1991:** Mike Scioscia catches his 1,219th game as a Dodger to become the all-time leader in games caught in L.A. history.
- May 13, 2004:** After singing the National Anthem and God Bless America prior to the game against the Cubs, Jose Lima turned in the longest relief outing of his career, posting 5.2 scoreless innings.
- May 14, 1968:** Don Drysdale starts his 58 consecutive scoreless inning streak with a 1-0 shutout of the Cubs.
- May 17, 2008:** Chan Ho Park, Hong-Chih Kuo, and Takashi Saito are the first trio of pitchers from different Asian countries to pitch all nine innings of a big league game.
- May 20, 1972:** In the fastest game ever at Dodger Stadium (one hour, 30 minutes), Al Downing two-hits Houston, 3-0.
- May 21, 2008:** Hiroki Kuroda and Takshi Saito are the first Japanese starter and reliever to record the win and the save in the same big league game.
- May 23, 2002:** Shawn Green becomes the 14th player in Major League history to hit four home runs in a game as the Dodgers rout Milwaukee, 16-3. Green sets a Major League record with 19 total bases and ties a Major League mark scoring six runs. The club sets a new team record with eight home runs.
- May 24, 1973:** Willie Davis becomes the first Los Angeles Dodger to get six hits in a 16-inning game against the New York Mets.
- May 25, 2014:** Josh Beckett tosses his first career no-hitter against the Phillies at Citizens Bank Park and the 21st no-hitter in franchise history.
- May 26, 1971:** Maury Wills singles in the fifth inning vs. San Francisco for the 2,000th hit of his career.
- May 27, 1957:** The Dodgers and Giants are granted permission to move to the West Coast by National League club owners.
- May 28, 2001:** Paul Lo Duca ties a Dodger record by recording six hits against Colorado as they outlast the Rockies, 7-6, in 11 innings. Shawn Green has four hits, including the game-winner.
- May 30, 1962:** Maury Wills homers right-handed and left-handed in a game as the Dodgers sweep a doubleheader against the Mets.
- May 31, 1968:** Don Drysdale's consecutive scoreless streak continues when umpire Harry Wendelstedt rules Giants' Dick Dietz did not attempt to get out of the way of Drysdale's bases-loaded pitch (streak ends on June 8 at 58.2 innings pitched).
- June 1, 1955:** Duke Snider becomes the first Dodger to hit three homers in a game on two separate occasions when he does it for the second time at Ebbets Field against the Braves.
- June 3, 2016:** Corey Seager launches three solo home runs, becoming the first Dodger rookie to hit three in a game. Seager was the first rookie shortstop in MLB history to have a three-homer game and the sixth youngest player overall to accomplish the feat.
- June 3, 1958:** Voters elect to allow the Dodgers to purchase land in Chavez Ravine for the new stadium.
- June 3, 1983:** Second baseman Steve Sax and catcher Dave Sax become the first brothers to start in the same game for the Dodgers in a contest against the New York Mets.



On June 4, 1972, (Left To Right) Hall Of Famers Jackie Robinson, Roy Campanella And Sandy Koufax Become The First Players To Have Their Uniform Numbers Retired By The Dodgers. Ceremonies Were Held During Oldtimers Day Festivities At Dodger Stadium.

This Date In Dodger History

- June 3, 1989:** The Dodgers play their longest game in team history, seven hours and 14 minutes, but lose to the Houston Astros, 5-4, in an L.A.-record 22 innings. The Dodger use a team-record nine pitchers, including infielder Jeff Hamilton.
- June 4, 1972:** Jackie Robinson (42), Roy Campanella (39) and Sandy Koufax (32) have their uniform numbers retired at Dodger Stadium.
- June 4, 1964:** Sandy Koufax throws his third no-hitter, the only one on the road, by fanning 12 Philadelphia batters and winning, 3-0.
- June 4, 1990:** Ramon Martinez strikes out 18 Atlanta batters in a 6-0 win over the Braves to tie the Dodger record of Sandy Koufax.
- June 5, 1977:** Walter Alston, Dodger manager for 23 years, has his number (24) retired.
- June 8, 1955:** Pitcher Tommy Lasorda is optioned to the Dodgers' Triple-A affiliate Montreal to make room on the club for Sandy Koufax.
- June 9, 1982:** Dodger broadcaster Vin Scully has his star placed on the Hollywood Walk of Fame.
- June 10, 1975:** Davey Lopes steals second base against Montreal to begin his MLB-record string of 38 consecutive stolen bases.
- June 12, 2005:** Hee-Seop Choi slugs three home runs vs. Minnesota, marking the 16th time in franchise history that a player has accomplished that feat and the first Major Leaguer of Asian descent to go deep three times in a game. He would hit three more homers over the next two games for a total of six in three games, becoming just the 12th player in Major League history to accomplish that feat.
- June 13, 2014:** Clayton Kershaw starts his 41.0 consecutive scoreless innings streak with a 4-3 victory over the Diamondbacks.
- June 14, 1995:** Hideo Nomo breaks a 41-year-old Dodger rookie record as he records 16 strikeouts in an 8-5 victory over the Pirates. The franchise mark was previously held by Karl Spooner, who had 15 in a 1954 game vs. the New York Giants.
- June 15, 1938:** A crowd of 38,748 at Ebbets Field watches the first night game in New York (Reds' Johnny Vander Meer no-hitter).
- June 18, 1997:** Hideo Nomo and Shigetoshi Hasegawa become the first Japanese players to appear in the same Major League game as the Dodgers and Angels square off in Interleague Play.
- June 18, 2004:** In their first-ever regular-season visit to Dodger Stadium, the Yankees fall to the Dodgers, 6-3, before the third-largest regular-season crowd in Dodger Stadium history (55,207).
- June 18, 2014:** Clayton Kershaw throws his first career no-hitter, becoming the 22nd Dodger to throw a no-hitter against the Colorado Rockies at Dodger Stadium. Struck out career-high 15 batters in an 8-0 victory and the 15 strike outs were the most ever for a Dodger in a no-hitter and the most by any pitcher in Major League history that did not allow a runner to reach base via hit, walk or hit by pitch.
- June 19, 1938:** The legendary Babe Ruth dons a Dodger uniform for the first time as a coach and takes batting practice with the team.
- June 19, 1952:** Carl Erskine pitches the first of his two no-hitters as he defeats Chicago, 5-0.
- June 19, 1973:** Willie Davis hits a home run for his 2,000th Major League hit against Atlanta.
- June 20, 2016:** Kenley Jansen sets the Dodger franchise save record with his 162nd career save in a 4-1 victory over the Washington Nationals.
- June 20, 2008:** The Dodgers receive a star on the Hollywood Walk of Fame. The star sits on Hollywood Boulevard, near Highland.
- June 23, 1973:** The Dodger infield of Steve Garvey, Davey Lopes, Bill Russell and Ron Cey begins its 8 1/2 years together as they start the second game of a doubleheader against the Reds.
- June 24, 1947:** Jackie Robinson steals home for the first of a Major League-record 19 times as a Dodger.
- June 24, 1955:** Sandy Koufax makes his Major League debut
- June 25, 1984:** Bill Russell becomes the L.A. Dodger leader in games played with 1,953. He went on to play in 2,181 games.
- June 25, 2017:** Kenley Jansen records his 51st strikeout before walking his first batter in his 31st game of the season, a Major League record of strikeouts to start a season without issuing a walk.
- June 27, 1980:** Pitcher Jerry Reuss no-hits the San Francisco Giants, 8-0, at Candlestick Park.
- June 28, 2008:** The Dodgers beat the Angeles, 1-0, despite getting no-hit for the 19th time in franchise history.
- June 29, 1990:** Fernando Valenzuela becomes the first Dodger in 10 years to throw a no-hitter as he blanks the Cardinals, 6-0.
- June 30, 1962:** Sandy Koufax throws the first of his four no-hitters, and the first in Los Angeles, blanking the New York Mets, 5-0, at Dodger Stadium.
- June 30, 2013:** Yasiel Puig completes his historic first month in the Majors with a four-hit game to reach 44 hits in his first calendar month in the big leagues, establishing a Dodger rookie record and placing second all-time by a player in his first career month behind only Joe DiMaggio's 48 in May 1936. Puig and DiMaggio are the only players in MLB history with at least 40 hits and four home runs in their first calendar month in the Majors.
- July 1, 1990:** More than 80 former Dodgers converge on Dodger Stadium to participate in the Equitable Oldtimers Game and celebrate the team's 100th Anniversary.
- July 1, 2014:** Clayton Kershaw's 41.0 consecutive scoreless innings streak ends with a 2-1 victory over the Padres. Tied for the fifth longest streak with Luis Tiant, who did it in 1968, during the expansion era.
- July 2, 1958:** A crowd of 66,485 pushes the Dodgers over the one million mark for the first time in the West as they draw 1,016,285 in just 35 games.
- July 2, 2002:** Eric Gagné reaches the 30-save mark faster than any other pitcher as he preserves a 4-0 victory over the Arizona Diamondbacks.
- July 3, 1974:** Mike Marshall extends his Major League record by appearing in his 13th consecutive game and saves his 11th in a 4-1 win over the Reds.
- July 3, 2004:** Eric Gagné converts his 84th consecutive save opportunity, setting the Major League record before finally having the streak snapped two days later.
- July 3, 2007:** Takashi Saito recorded his 47th save in his first 50 big league save opportunities, becoming the first Major League pitcher to accomplish the feat.
- July 4, 1959:** Maury Wills becomes the Dodger shortstop when he is called up from the minors to replace Don Zimmer, who had injured his foot.
- July 4, 1980:** Don Sutton sets a Dodger record by pitching his 52nd career shutout, 4-0, over the Giants.
- July 5, 1991:** In a 4-1 loss to the Braves, Dodger catcher Gary Carter collects his 2,000th career hit.
- July 6, 1912:** The cornerstone for Ebbets Field is set.
- July 6, 1942:** Leo Durocher becomes the first Dodger to manage in the All-Star Game.
- July 6, 1955:** Sandy Koufax makes his first Major League start.
- July 6, 1980:** Duke Snider has his uniform No. 4 retired in pregame ceremonies.
- July 8, 1949:** History is made as Don Newcombe, an African-American pitcher, faces Hank Thompson, an African-American batter from the Giants.
- July 8, 1980:** The 51st All-Star Game takes place at Dodger Stadium before 56,088 fans and Jerry Reuss gets the win in a 4-2 National League victory.
- July 8, 2005:** Jeff Kent registers his 2,000th career hit, a single off Roger Clemens, becoming the 66th player in Major League history to combine 300 home runs with 2,000 hits.
- July 9, 1996:** Mike Piazza is named MVP of the All-Star Game in Philadelphia. Before family and friends, Piazza drives in two runs with a 445-foot home run and a double. He is the first Dodger to win MVP honors since Steve Garvey in 1978.
- July 11, 1978:** With a pair of hits and two RBI in the All-Star Game, Steve Garvey is named the MVP for the second time in four years.
- July 13, 1954:** Manager Walter Alston manages in his first of a record nine All-Star Game appearances.
- July 14, 1995:** Ramon Martinez tosses a no-hitter, blanking the Marlins, 7-0. Martinez strikes out eight and faces one batter over the minimum.
- July 15, 2017:** Rookie Cody Bellinger hits for the third cycle in Los Angeles Dodger history, joining Wes Parker (1970) and Orlando Hudson (2009).
- July 15, 2017:** Alex Wood becomes the first Dodger to go 14 consecutive starts without a loss to begin a season since Rick Rhoden (19) in 1976.
- July 17, 1976:** Hall of Famer Walter Alston wins his 2,000th game as a manager as the Dodgers edge the Chicago Cubs, 5-4.
- July 18, 1978:** Don Sutton picks up his 200th career win as he bests the Pirates, 7-2.
- July 20, 1970:** Bill Singer, recently recovered from hepatitis, throws the only Dodger no-hitter in the '70s, as he blanks the Phillies, 5-0, at Dodger Stadium.
- July 21, 1956:** Hall of Famer Pee Wee Reese gets his 2,000th career hit

This Date In Dodger History

- July 21, 2002:** Dave Hansen breaks Manny Mota's club career pinch-hitting mark with his 107th off the bench against the San Francisco Giants.
- July 23, 1962:** Jackie Robinson is inducted into the Baseball Hall of Fame.
- July 23, 1974:** As a write-in candidate, Steve Garvey makes the NL All-Star squad and is named MVP as he gets two hits and drives in a run.
- July 25, 2014:** Yasiel Puig ripped three triples against the Giants, becoming the first Dodger to accomplish this feat since Jimmy Sheppard, who did so on Opening Day in 1901.
- July 26, 1985:** Pedro Guerrero reaches base safely for the 14th consecutive at-bat vs. Cubs to set a Dodger record, two shy of Ted Williams' Major League mark.
- July 26, 1998:** Longtime Dodger pitcher Don Sutton and Dodger broadcaster Jaime Jarrin are inducted into the Hall of Fame.
- July 26, 2007:** Brad Penny defeats the Rockies at Coors Field, running his record to 13-1 on the year and making him the first starting pitcher in Los Angeles Dodger history to win 13 of his first 14 decisions.
- July 28, 1991:** Pitcher Dennis Martinez of the Montreal Expos becomes the first opponent in Dodger Stadium history and only the second hurler in stadium history to toss a perfect game as he sets down 27 straight Dodgers before a crowd of 45,560.
- July 29, 1996:** Tommy Lasorda announces his retirement as Dodger manager.
- July 31, 1974:** Ron Cey drives in a then-L.A. Dodger-record eight runs, including two three-run homers in a 15-4 win over the Padres.
- July 31, 1984:** The Dodgers play host to the 1984 Olympic Summer Games baseball competition. Teams from eight countries participate in the demonstration tournament with Japan defeating the USA in the finals.
- July 31, 2008:** The Dodgers acquire future Manny Ramirez in a trade-deadline deal. Ramirez would put together two of the best months in Dodger history, hitting .396 with 17 home runs, 53 RBI and a .743 slugging percentage
- August 1, 1890:** "Oyster" Burns becomes the first Dodger to hit for the cycle in a 20-1 win over Pittsburgh.
- August 1, 2019:** Clayton Kershaw passed Sandy Koufax with the 2,397th strikeout of his career to become the Dodgers' all-time strikeout leader as a left-handed pitcher.
- August 2, 1981:** Jackie Robinson becomes the first baseball player ever depicted on a United States postage stamp.
- August 2, 2019:** Cody Bellinger became the fastest Dodger (401 games) to reach 100 home runs on against the Padres. He surpassed Mike Piazza, who accomplished the feat in 422 games.
- August 3, 1962:** Don Drysdale wins his 20th game with an 8-3 victory over Chicago, making it the earliest date for a National League pitcher since 1918.
- August 5, 1979:** Don Sutton becomes the Dodgers' all-time strikeout leader with his 2,487th career strikeout in an 8-1 win over the San Francisco Giants.
- August 5, 2013:** The Dodgers beat the Cardinals, 3-2, for their franchise-record 15th consecutive road victory. The streak, which ran from June 25-Aug. 5, tied for the fourth-longest single-season road winning streak in MLB history.
- August 5, 1969:** Pittsburgh's Willie Stargell hits what is considered the longest home run at Dodger Stadium, a blast of 506 feet and six inches over the Right Field Pavilion.
- August 6, 2017:** By winning 43 of 50 games, the Dodgers post the best 50-game stretch in the Major Leagues since 1912.
- August 7, 1972:** Sandy Koufax is inducted into Baseball's Hall of Fame.
- August 7, 1979:** Manny Mota ties Smokey Burgess' all-time pinch-hit record of 144 hits with a single against the Houston Astros.
- August 8, 2003:** Eric Gagné sets a Major League record by converting his 39th consecutive save to start a season.
- August 9, 1975:** Davey Lopes steals his 32nd consecutive base against the New York Mets, breaking Max Carey's Major League mark.
- August 11, 1951:** The first game of a doubleheader with the Braves is the first Major League contest to be broadcast in color.
- August 13, 1982:** Against San Francisco, Steve Sax steals his 41st base to break Rudy Law's Dodger record for stolen bases by a rookie.
- August 14, 1998:** Don Sutton's uniform number 20 is retired against the Atlanta Braves at Dodger Stadium. He becomes the 10th player or manager in franchise history to receive this honor.
- August 15, 2006:** The Dodgers defeat the Florida Marlins for their 17th victory in 18 games, marking the first time they accomplished that feat since May/June 1899 when the team was still known as the Brooklyn Superbas.
- August 17, 1992:** Kevin Gross records the only no-hitter of the MLB season and the first one of his career blanking the Giants, 2-0.
- August 18, 2001:** Against the New York Mets, Shawn Green drives in his 100th RBI, becoming the first L.A. Dodger left-handed hitter to reach the century mark in RBI.
- August 18, 2013:** The Dodgers cap off a stretch of 42 wins in 50 games with a 5-0 shutout win over Philadelphia
- August 22, 2016:** The Dodgers hit seven homers, including four in one inning in an 18-9 victory over the Cincinnati Reds.
- August 23, 1958:** Gil Hodges cracks his 14th career grand slam and the first in Los Angeles Dodger history
- August 23, 1989:** In a 22-inning marathon the Dodgers defeat the Expos, 1-0, on Rick Dempsey's homer in the top of the 22nd. It was the Dodgers' second 22-inning game of the season. Dodger broadcaster Ross Porter sets a mark by calling all 22 innings on his own.
- August 24, 1974:** Davey Lopes steals an L.A. Dodger-record five bases against the St. Louis Cardinals. It gave him a Major League-record 38 consecutive stolen bases, though he was later caught stealing to end the streak.
- August 25, 2012:** The Dodgers acquire Adrian Gonzalez, Josh Beckett, Carl Crawford and Nick Punto from the Red Sox in arguably the biggest trade in franchise history. In his first game, Gonzalez belts a three-run homer at Dodger Stadium in his very first at-bat.
- August 25, 2012:** Andre Ethier breaks Ron Cey's 35-year-old Los Angeles Dodger franchise record with 10 consecutive hits from Aug. 22-25 and tied the franchise record set by Brooklyn Robin Edward Konetchy on June 28-July 1, 1919
- August 26, 1939:** With Hall of Famer Red Barber broadcasting at Ebbets Field, the Dodgers play the Reds in the first baseball game ever to be televised.
- August 27, 2016:** Corey Seager hits his 23rd homer of the season, breaking Glenn Wright's 86-year-old record for home runs by a Dodger shortstop.
- August 27, 1988:** Tommy Lasorda gets his 1,000th victory as a Dodger skipper when the Dodgers defeat the Philadelphia Phillies, 4-2.
- August 28, 1945:** Dodger President Branch Rickey tells Jackie Robinson that he has been chosen as the first African-American to play in the Major Leagues.
- August 28, 2002:** Eric Gagné sets a new single-season franchise record for saves with his 45th of the year.
- August 29, 2006:** For the first time in franchise history, the Dodgers start and end a game with a home run, as Rafael Furcal leads off the contest with a homer vs. Cincinnati and Ramon Martinez's 16th-inning walk-off homer ends the game.
- August 30, 2019:** Clayton Kershaw passes Sandy Koufax for victories in franchise history with his 166th career victory.
- August 31, 1950:** Gil Hodges hits a club-record four home runs and also gets a single against the Boston Braves.
- August 31, 1959:** Sandy Koufax ties a Major League record as he strikes out 18 Giants
- September 1, 1890:** The Dodgers and Pittsburgh play in the first-ever Major League tripleheader and the Dodgers win all three games.
- September 2, 1979:** Manny Mota gets his 145th career pinch-hit, breaking Smokey Burgess' all-time record.
- September 2, 2003:** Eric Gagné sets a Major League record by recording his 55th consecutive save
- September 3, 1975:** Steve Garvey starts his Dodger-record consecutive games playing streak in a game at Cincinnati.
- September 4, 1966:** The Dodgers become the first team in the history of baseball to draw two million fans both at home and on the road in the same season as they beat the Reds, 8-6, in Cincinnati.
- September 6, 1981:** With his seventh shutout, Fernando Valenzuela ties an NL record for shutouts in a rookie season
- September 7, 2016:** For the first time in franchise history, the Dodgers have a rookie starter record the win in four consecutive games (Jose De Leon, Kenta Maeda, Ross Stripling and Brock Stewart).
- September 7, 2001:** Shawn Green puts himself in the record books as he belts two home runs against the St. Louis Cardinals to become the Dodgers all-time single-season leader with 44. He goes on to hit 49 that season to set the club record.

This Date In Dodger History

September 7, 2004: Robin Ventura hits a pinch-hit grand slam homer, the 18th grand slam of his career to move him into third place on the all-time Major League list.

September 8, 2004: One day after Robin Ventura cracked a pinch-hit grand slam, Olmedo Saenz did the same thing, marking the first time in Major League history that a team had pinch-hit grand slams in back-to-back games.

September 9, 1965: Sandy Koufax pitches a perfect game and his fourth no-hitter with a 1-0 win over the Chicago Cubs at Dodger Stadium. There is only one hit in the game (by Lou Johnson), a Major League record.

September 11, 1947: At age 21, Ralph Branca becomes the youngest Dodger 20-game winner as he defeats the Cardinals, 4-3.

September 12, 1947: The *Sporting News* names Jackie Robinson Rookie of the Year.

September 12, 2000: Dave Hansen hits his Major League-record seventh pinch-hit home run of the season off Arizona's Curt Schilling and breaks Johnny Frederick's 1932 mark of six.

September 13, 1925: Dazzy Vance throws a no-hitter against the Phillies only five days after one-hitting them.

September 14, 1993: Mike Piazza hits his 29th and 30th homers, setting a new Major League rookie record for catchers

September 15, 1978: The Dodgers become the first team to record over three million in attendance, as they draw 47,188 for a Don Sutton shutout against Atlanta to put them at 3,011,368 for the season.

September 15, 2009: Andre Ethier hits a two-run walk-off homer off Pittsburgh's Phil Dumatrait in the 13th inning to tie a Major League record with four walk-off home runs in a season.

September 15, 2015: The Dodgers were involved in a record-setting game against the Rockies, where MLB records were set for most combined players (58) and most combined pitchers (24) in a game. Los Angeles set a franchise record by using 11 pitchers and 28 total players (tied record, also: Sept. 13, 1982 vs. Padres) in the 5-4 loss in 16 innings.

September 16, 1957: In a historic move, the Los Angeles City Council agrees to a contract with the Dodgers in which the city will sell them 300 acres in Chavez Ravine.

September 17, 1996: Hideo Nomo throws his first no-hitter as he blanks the Colorado Rockies, 9-0, at Coors Field. It is the 20th no-hitter in franchise history.

September 17, 2010: Don Mattingly is announced as the ninth manager in Los Angeles Dodger history, effective at the end of the season. Mattingly also becomes the 27th skipper in franchise history.

September 18, 2006: Trailing 9-5 against San Diego in the bottom of the 9th inning, the Dodgers tie a Major League record with four consecutive homers by Jeff Kent, J.D. Drew, Russell Martin and Marlon Anderson, marking just the 4th time in history the feat had been accomplished. The four homers in an inning equaled the franchise record. After falling behind 10-9 in the 10th inning, Nomar Garciaparra hits a walk-off, two-run homer in the bottom of the frame, the team's 7th home run of the game to tie their Dodger Stadium record.

September 19, 2013: The Dodgers clinch their 12th NL West championship, their earliest clinching date since moving to LA.

September 20, 1961: The Dodgers defeat the Cubs, 3-2, in the last game played at the Coliseum, as Sandy Koufax fans 15 and Norm Sherry hits the last home run there.

September 20, 1993: Dave Hansen sets a new Dodger single-season record with his 18th pinch-hit of the year against Cincinnati.

September 20, 2018: Matt Kemp's 20th homer of the season sets an NL record as the Dodgers boast seven players with at least 20 or more homers on the year

September 22, 1957: Duke Snider hits the final Dodger home run at Ebbets Field.

September 22, 2017: Cody Bellinger hits his 39th home run of the year, setting the National League rookie home run record.

September 22, 2018: Yasmani Grandal's homer at Dodger Stadium against the Padres sets a new club record for team home runs in single season at 222, breaking the record for the second consecutive season. LA finishes the year with a National League-leading 235 home runs

September 22, 2019: The Dodgers set a new single-season attendance record, drawing 3,974,309 (49,066 average) in 81 home games

September 23, 1962: Maury Wills steals his 97th base to break Ty Cobb's Major League record.

September 23, 2008: Manny Ramirez's two-run double in the first inning makes him just the second player (Carlos Beltran, 2004) in Major League history to record 50 RBI in both leagues in the same season.

September 24, 1929: Johnny Frederick belts his Major League rookie-record 52nd double in an 8-6 loss to the Phillies. It still remains a Dodger record.

September 24, 1957: The Dodgers play their last game ever at Ebbets Field as Danny McDevitt shuts out the Pirates, 2-0.

September 25, 2016: Hall of Fame broadcaster Vin Scully calls his final game at Dodger Stadium, a dramatic 10th inning walk-off homer by Charlie Culberson to clinch the 2016 National League West title for a franchise record setting fourth consecutive season.

September 24, 2009: Matt Kemp becomes the first Dodger in franchise history with at least 25 homers, 100 RBI and 30 stolen bases in a season.

September 25, 1965: Sandy Koufax breaks Bob Feller's Major League record of 348 strikeouts for the season and goes on to post a 2-0 shutout over St. Louis.

September 25, 1997: Mike Piazza collects three hits against Colorado to give him 195, breaking the Major League record for most hits in a season by a player whose normal position is catcher.

September 25, 2008: The Dodgers clinch their 10th division title when an afternoon loss by Arizona gives them the NL West championship. Los Angeles reaches the playoffs for the third time in five seasons, the fourth time they have done that in L.A. Dodger history.

September 25, 2019: Kenley Jansen recorded his 300th career save on Sept. 25 against the Padres. He became the 30th pitcher in MLB history to record 300 saves and is one of six pitchers in MLB history with 300 saves with the same team, joining Mariano Rivera (Yankees, 652), Trevor Hoffman (Padres, 552), Dennis Eckersley (A's, 320), Troy Percival (Angels, 316) and Jeff Montgomery (Royals, 304).

September 27, 2004: Adrian Beltre hits a grand slam off Colorado's Shawn Estes to tie Mike Schmidt for the most home runs in a single season by a third baseman in Major League history (48).

September 27, 2013: Clayton Kershaw tosses 6.0 scoreless innings against Colorado to wrap up his third consecutive MLB ERA title (1.83).

September 28, 1962: Maury Wills steals his 104th base of the season, after breaking Ty Cobb's big league record (96) on Sept. 23

September 28, 1963: Tommy Davis gets two hits and finishes with a .326 batting average and becomes the youngest player (24) to win two consecutive National League batting crowns.

September 28, 1988: Orel Hershiser pitches his 59th consecutive scoreless inning, as he throws 10 shutout innings against the San Diego Padres, and breaks Don Drysdale's 1968 Major League mark of 58 consecutive scoreless innings.

Los Angeles Clinching Dates

| Year | Date | Opponent | Game No. |
|----------------------------------|--------------------------------|------------------|----------|
| 2019 | Sept. 10 | at Baltimore | 146 |
| 2018 | Oct. 1 | Colorado | 163 |
| 2017 | Sept. 22 | San Francisco | 154 |
| 2016 | Sept. 25 | Colorado | 156 |
| 2015 | Sept. 29 | at San Francisco | 157 |
| 2014 | Sept. 24 | San Francisco | 159 |
| 2013 | Sept. 19 | at Arizona | 153 |
| 2009 | Oct. 3 | Colorado | 161 |
| 2008 | Sept. 25 | San Diego | 159 |
| 2006 | Sept. 30 | at San Francisco | 161+ |
| 2004 | Oct. 2 | San Francisco | 161 |
| 1996 | Sept. 27 | San Diego | 160+ |
| 1995 | Sept. 30 | at San Diego | 143* |
| 1988 | Sept. 26 | at San Diego | 157 |
| 1985 | Oct. 2 | at Atlanta | 158 |
| 1983 | Sept. 30 | San Francisco | 160 |
| 1981 | Won first half of split-season | | |
| 1978 | Sept. 23 | San Diego | 155 |
| 1977 | Sept. 20 | at San Francisco | 151 |
| 1974 | Oct. 1 | at Houston | 161 |
| 1966 | Oct. 2 | at Philadelphia | 162 |
| 1965 | Oct. 2 | Milwaukee | 161 |
| 1963 | Sept. 24 | New York Mets | 158 |
| 1959 | Sept. 29 | Milwaukee | 156 |
| + NL Wild Card * 144-game season | | | |

This Date In Dodger History

- September 28, 2006:** At Coors Field in Denver, rookie James Loney hits two home runs and has an L.A. Dodger record-setting nine RBI, which ties Gil Hodges for the franchise single-game record.
- September 28, 2011:** Matt Kemp slugs his 39th and final home run of the season in the club's final game, becoming the first Dodger ever to lead the NL in home runs, RBI (126) and runs scored (115).
- September 29, 1976:** Tommy Lasorda is named to succeed Walter Alston as manager of the Dodgers.
- September 29, 2000:** Gary Sheffield ties Duke Snider's club record of 43 home runs in a season with a home run in San Diego.
- September 29, 2006:** Takashi Saito registers his 23rd save of the season to set the franchise rookie record. The next day, he notches No. 24 to extend the mark for saves by a rookie to 24.
- September 29, 2015:** The Dodgers defeat San Francisco, 8-0, behind Clayton Kershaw's one-hitter, claiming its third consecutive and 14th overall NL West title, marking the first time in franchise history that the team reached the postseason in three straight seasons.
- September 29, 2019:** The Dodgers win their franchise record 106 game of the season, boasting the best record in the NL and winning their seventh straight title. The Dodgers won the Division by a 21 games, whis is the largest margin in franchise history and the largest margin in the National League West.
- September 30, 1956:** The Dodgers defeat Pittsburgh, 8-6, for the NL title as Don Newcombe wins his 27th game of the season.
- September 30, 1984:** Against San Francisco, Bill Russell plays in his 2,000th game as a Dodger.
- September 30, 2007:** The Dodgers set a single-season franchise record for paid attendance with 3,857,036.
- October 1, 1974:** The Dodgers clinch the National League West title with an 8-5 win over Houston. Don Sutton wins his 19th game, Mike Marshall appears in a record 106th game and the Dodgers reach 100 wins for the second time in Los Angeles.
- October 1, 1990:** Right-hander Ramon Martinez becomes the youngest Dodger to win 20 games since Ralph Branca in 1947 as he defeats the Padres, 2-1. In the process he completes his 12th game and finishes as the Major League leader.
- October 1, 1993:** Mike Piazza sets a new Dodger rookie record for RBI as he drives in his 107th run of the year against San Francisco breaking the mark of 106 held by Del Bisenotte since 1928.
- October 1, 2017:** The Dodgers finish with a 104-58 regular season record, the best in the NL since 1974 and the best in Los Angeles history.
- October 1, 2018:** The Dodgers clinch their sixth consecutive NL West title, needing a 5-2 victory over the Rockies in Game 163 to secure the crown
- October 2, 1953:** In a classic pitcher's duel, Carl Erskine strikes out 14 Yankees, including Mickey Mantle four times, setting a then-World Series single-game record as the Brooklyn Dodgers defeat New York, 3-2, in Game 3 of the World Series.
- October 2, 1955:** Duke Snider becomes the first Major Leaguer to have four homers in a World Series when he belts two in Game 5, helping the Dodgers to a 5-3 victory over the Yankees
- October 2, 1963:** Dodger pitcher Sandy Koufax goes the distance in Game 1 of the World Series, limiting the Yankees to six hits and striking out 15 for a then-World Series single-game record as Los Angeles defeats New York, 5-2.
- October 2, 1965:** Sandy Koufax strikes out 15 Milwaukee Braves on two days rest to bring his season total to 382. It is his 26th win, as the Dodgers clinch the National League flag.
- October 2, 1966:** Sandy Koufax gets his 27th win at Philadelphia to give the Dodgers back-to-back pennants.
- October 2, 1977:** With Dusty Baker's 30th homer on the final day of the season against Houston at Dodger Stadium, the Dodgers set an ML record by having four players on the same team to hit 30 or more home runs in a season. Ron Cey, Reggie Smith and Steve Garvey are the others.
- October 2, 1985:** The Dodgers clinch the NL West as the Dodgers beat Atlanta, 9-3, and Cincinnati loses in San Diego.
- October 2, 2004:** Steve Finley's walk-off grand slam clinches the NL West for the Dodgers, erasing a 3-0 deficit in the bottom of the ninth inning against the Giants. It was the Dodgers' 10th grand slam of the year, marking a new franchise single-season record.
- October 3, 1916:** The Dodgers clinch their first-ever World Series appearance as they beat the Giants, 9-6, for the NL pennant.
- October 3, 1947:** Cookie Lavagetto breaks up Yankee starting pitcher Bill Bevens' no-hitter in the ninth inning with a two-out, two-run double helping the Dodgers steal Game 4 of the World Series from New York, 3-2.
- October 3, 1951:** Bobby Thomson's dramatic game-winning home run gives the New York Giants a 5-4 victory over the Dodgers in the deciding playoff game for the National League pennant.
- October 3, 1962:** Maury Wills steals three bases against the Giants to give him a then-Major League single-season record 104.
- October 3, 1999:** Mark Grudzielanek finishes the season with a .326 average, the highest by a National League shortstop since Hall of Famer Arky Vaughan batted .335 for the 1936 Pittsburgh Pirates.
- October 3, 2009 :** The Dodgers clinch their 11th NL West title with a 5-0 win over Colorado, capturing consecutive division crowns for the first time since 1977-78.
- October 4, 1913:** First baseman Jake Daubert is named the National League Most Valuable Player.
- October 4, 1955:** Johnny Podres shuts out the New York Yankees, 2-0, in Game 7 of the World Series giving the Dodgers their first-ever World Championship. Sandy Amoros makes a spectacular game-saving catch in the sixth inning, turning a Yogi Berra line drive into a double play.
- October 4, 1959:** The Dodgers beat the Chicago White Sox, 3-1, in the first World Series game ever played in Los Angeles before the first of three straight 90,000-plus crowds at the Coliseum.
- October 4, 2008:** With a 3-1 victory over the Chicago Cubs in Game 3 of the NLDS, the Dodgers win their first postseason series in 20 years.
- October 4, 2015:** Clayton Kershaw strikes out seven against the Padres to record 301 strikeouts in his final start of the season, becoming the first MLB pitcher to reach 300 strikeouts since 2002 and ranking the fourth highest single-season total in franchise history.
- October 4, 2018:** LA. wins Game 4 of the NLDS against the Atlanta Braves to advance to the NLCS for the third straight year, a franchise record
- October 5, 2001:** In the longest nine-inning game in Major League history, four hours and 27 minutes, the Dodgers outlast the Giants, 11-10. Barry Bonds belts his record-breaking 71st home run off Chan Ho Park.
- October 6, 1920:** Burleigh Grimes tosses the first World Series shutout by a Dodger, blanking the Cleveland Indians, 3-0.
- October 6, 1959:** The largest World Series crowd ever, 92,706 attends Game 5 at the Los Angeles Coliseum.
- October 6, 1963:** The Dodgers complete a four-game sweep over the New York Yankees to win the World Series title.
- October 7, 2016:** Dave Roberts and Washington Nationals' Manager Dusty Baker become the first African-American managers to face each other in MLB postseason history.
- October 7, 1978:** Bill Russell's 10th inning single scores Ron Cey as the Dodgers clinch their second straight NL pennant with a 4-3 victory over the Phillies in Game 4 of the NLCS.
- October 7, 2013:** Juan Uribe's dramatic two-run, eighth inning home run gives the Dodgers a 4-3 come-from-behind win over Atlanta to clinch the NLDS. Juan Uribe became the second player in Dodger history to hit a behind-to-ahead home run in the seventh inning or later of a postseason game.
- October 8, 1957:** Dodger President Walter O'Malley announces the club's westward move to Los Angeles.
- October 8, 1959:** Larry Sherry pitches five scoreless innings in relief as the Dodgers win their first World Championship in Los Angeles with a 9-3 win over Chicago.
- October 8, 2009:** Pinch-hitter Mark Loretta hits a walk-off bases-loaded single to give the Dodgers a 3-2 win over St. Louis in Game 2 of the NLDS for the fourth game-ending hit in Los Angeles Dodger postseason history.
- October 9, 1988:** Mike Scioscia ties Game 4 of the NL Championship Series with a two-run homer in the ninth inning. Kirk Gibson later wins the game on a 12th-inning homer, 5-4.
- October 9, 2004:** Facing a 2-0 deficit in the NL Division Series, Jose Lima pitches a complete-game, five-hit shutout at Dodger Stadium, marking the only complete game of the entire 2004 postseason in Major League Baseball.
- October 10, 1920:** In Game 5 of the World Series against the Indians, Cleveland second baseman Billy Wambsganss converts what is still the only unassisted triple play in the World Series.
- October 11, 1978:** In a classic World Series confrontation, rookie Bob Welch strikes out Yankee slugger Reggie Jackson with two outs in the bottom of the ninth inning to give the Dodgers a 4-3 victory in Game 4.

This Date In Dodger History

- October 12, 1988:** Orel Hershiser continues his masterful season as he shuts out the New York Mets, 6-0, and gives the Dodgers the National League pennant before 55,693 fans at Dodger Stadium.
- October 14, 1965:** The Dodgers win their third World Championship in seven seasons as they best the Minnesota Twins, 2-0, in Game 7. Sandy Koufax tosses his second shutout of the series and "Sweet" Lou Johnson homers in the fourth inning.
- October 15, 1988:** Kirk Gibson belts a dramatic two-out ninth-inning, pinch-hit, two-run homer to give the Dodgers a 5-4 victory over Oakland in Game 1 of the World Series.
- October 15, 2017:** On the anniversary of Kirk Gibson's legendary home run, Justin Turner hits a three-run walk-off home run in Game 2 of the NLCS
- October 19, 2016:** Julio Urias becomes the youngest starting pitcher in MLB postseason history at 20 years, 68 days when he takes the mound for Game 4 of the NLCS against the Cubs.
- October 19, 1981:** Rick Monday's ninth-inning homer propels the Dodgers to a 2-1 victory in the fifth and decisive game of the NLCS in Montreal.
- October 19, 2017:** Los Angeles earns its first World Series berth in 29 years as they defeat the Chicago Cubs in Game 5 of the NLCS, led by Kiké Hernández's three home runs and seven RBI. Chris Taylor and Justin Turner are named Co-MVPs of the NLCS, combining for four homers and 10 RBI.
- October 20, 1988:** The Dodgers defeat the Oakland A's, 5-2, in Game 5 of the World Series for their sixth World Championship
- October 20, 2018:** The Dodgers win Game 7 of the NLCS over the Brewers, 5-1, clinching the National League Pennant for the second straight season.
- October 23, 1945:** Dodger President Branch Rickey announces that the Dodgers have signed Jackie Robinson to their Triple-A Montreal club.
- October 24, 2017:** With his seventh career playoff victory in Game 1 of the World Series, Clayton Kershaw becomes the winningest pitcher in Dodger postseason history...his 11 strikeouts also tie Don Newcombe (1949, Game 1 vs. NYY) for the most strikeouts in a World Series game without a walk.
- October 26, 1950:** Walter O'Malley becomes the new president and chief stockholder of the Dodgers
- October 26, 2018:** The Dodgers win Game 3 of the World Series over the Boston Red Sox, 3-2, in 18 innings on Max Muncy's walk-off home run. The game lasts seven hours and 20 minutes to become the longest World Series game of all-time by both time and innings
- October 28, 1981:** Pedro Guerrero hits a homer and drives in five runs as the Dodgers defeat the Yankees, 9-2, and win their fifth World Series Championship, the first under Manager Tommy Lasorda.
- October 28, 2017:** Alex Wood's 5.2 hitless innings in game 4 of the World Series marks the longest no-hit bid in World Series history by a Dodger, passing Sandy Koufax's 4.2 hitless innings in Game 1 of the 1963 World Series...the Dodgers go on to win, 6-2
- October 29, 2017:** Andre Ethier passes Bill Russell for most postseason games played in as a Dodger, appearing in 51 games.
- November 1, 1942:** Branch Rickey is named the General Manager of the Dodgers.
- November 1, 1951:** Roy Campanella wins the first of his three National League MVPs
- November 1, 2017:** Brandon Morrow became the just the second pitcher to appear in all seven World Series games, joining Darold Knowles (1973).
- November 5, 2007:** Joe Torre becomes the 8th Manager in Los Angeles Dodger history and the 26th in franchise history
- November 7, 1974:** Mike Marshall becomes the first relief pitcher to win the Cy Young Award.
- November 10, 1988:** Orel Hershiser is unanimously named as the recipient of the National League Cy Young Award.
- November 12, 2014:** Clayton Kershaw unanimously wins his second consecutive and third career NL Cy Young Award, becoming the 14th unanimous winner of the award and the first-ever to win the honor three times before the age of 27.
- November 13, 2014:** A day after receiving his third Cy Young Award, Clayton Kershaw is named NL Most Valuable Player, becoming just the fourth Dodger pitcher to win the award and the fourth NL pitcher to be selected as MVP in the Cy Young era (since 1956).
- November 13, 2003:** Eric Gagne captures the NL Cy Young Award, becoming just the ninth reliever in Major League history to take home the award.
- November 13, 2013:** Clayton Kershaw wins his second Cy Young Award, becoming just the second Dodger with multiple Cy Young Awards (Koufax).
- November 13, 2017:** Cody Bellinger was unanimously named the NL Rookie of the Year, becoming the 18th Dodger to win the award.
- November 14, 2019:** Cody Bellinger wins the NL MVP Award, becoming the third Dodger in franchise history to win the Rookie of the Year and MVP, joining Jackie Robinson and Don Newcombe.
- November 15, 2016:** Corey Seager unanimously wins the NL Rookie of the Year, becoming the 17th Dodger to win the award
- November 15, 2005:** The Dodgers name Ned Colletti the 10th General Manager in Los Angeles Dodger history.
- November 17, 2011:** Clayton Kershaw wins the National League Cy Young Award with 27 out of 32 possible first-place votes, becoming the second-youngest Dodger to win the award at 23 behind only a 20-year-old Fernando Valenzuela in 1981.
- November 18, 1966:** Sandy Koufax retires.
- November 21, 1956:** Don Newcombe becomes the first National Leaguer to win MVP and Cy Young awards in the same season.
- November 23, 2015:** Dave Roberts is named the 10th manager in Los Angeles Dodger history and the 28th in franchise history. Roberts becomes the Dodger's first-ever minority manager.
- November 24, 1953:** Walter Alston is named Dodger manager. Alston goes on to manage 23 seasons for the Dodgers, winning four World Championships.
- December 8, 1955:** Roy Campanella wins his third National League MVP Award.

Dodgers Triple Plays

| Date | Opponent | Score | Inning | Positions |
|----------------|-----------------|-------------|--------|---------------|
| May 21, 1890 | Cincinnati | W, 19-4 | -- | 2B-1B |
| May 29, 1890 | Chicago | W, 8-4 | -- | Ss-2B-1B-C |
| May 26, 1893 | At Baltimore | L, 1-6 | -- | 2B-C-3B-Ss |
| May 29, 1897 | At Pittsburgh | L, 7-9 | -- | Cf-Ss |
| May 22, 1901 | St. Louis | W, 5-4 | 2 | Ss-1B-3B-C |
| July 16, 1906 | At Cincinnati | L, 6-7 | 7 | 2B-Ss-1B-C |
| Sept. 3, 1908 | At Philadelphia | L, 1-6 | -- | P-2B-1B |
| April 28, 1910 | At Boston | W, 10-3 | 7 | Rf-1B-3B-C-3B |
| Oct. 4, 1911 | New York | L, 0-2 | 9 | 1B-2B-3B |
| June 3, 1912 | Cincinnati | L, 4-7 | 8 | Ss-C-3B-2B |
| Sept. 1, 1921 | New York | W, 5-1 | 5 | 3B-Ss |
| June 14, 1926 | St. Louis | W, 8-5 | 7 | Ss-2B |
| May 18, 1929 | At Philadelphia | W, 20-16 | 5 | 1B-Ss |
| May 25, 1929 | Philadelphia | W, 5-3 | 8 | Ss-1B-2B |
| Aug. 9, 1930 | At St. Louis | L, 3-4 | 4 | Rf-2B |
| May 13, 1932 | At Cincinnati | W, 5-3 | 3 | Ss-2B-1B |
| June 1, 1939 | Chicago | W, 3-2 (14) | 12 | 3B-2B-3B-C |
| Aug. 6, 1944 | Boston | L, 7-8 | 7 | 2B-C-1B-Ss |
| April 26, 1949 | Boston | W, 5-2 | 3 | Lf-2B-1B |
| June 15, 1996 | At Atlanta | W, 6-2 | 1 | Ss-2B-1B |
| June 13, 1998 | Colorado | L, 2-4 | 5 | P-Ss-2B-3B |
| April 15, 2012 | Padres | W, 5-4 | 9 | C-3B-Ss-1B |

Dodger Hall Of Famers

| Players | Years W/Dodgers | Inducted | Players | Years W/Dodgers | Inducted |
|--------------------|--------------------|----------|--------------------|-------------------|----------|
| Bancroft, Dave | 1928-29 | 1971 | Manush, Heinie | 1937-38 | 1964 |
| Brouthers, Dan | 1892-93 | 1945 | Maranville, Rabbit | 1926 | 1954 |
| Bunning, Jim | 1969 | 1996 | Marichal, Juan | 1975 | 1983 |
| Campanella, Roy | 1948-57 | 1969 | Marquard, Rube | 1915-20 | 1971 |
| Carey, Max* | 1926-29 | 1961 | Martinez, Pedro | 1993 | 2015 |
| Carter, Gary | 1991 | 2003 | Mccarthy, Thomas | 1896 | 1946 |
| Cuyler, Kiki | 1938 | 1968 | Mcginnity, Joe | 1900 | 1946 |
| Drysdale, Don | 1956-69 | 1984 | Medwick, Joe | 1940-43, 46 | 1968 |
| Durocher, Leo* | 1938-41, 43, 45 | 1994 | Murray, Eddie | 1989-91; 97 | 2003 |
| Grimes, Burleigh* | 1918-26 | 1964 | Piazza, Mike | 1992-98 | 2016 |
| Henderson, Rickey | 2003 | 2009 | Reese, Pee Wee | 1940-42, 46-58 | 1984 |
| Herman, Billy** | 1941-43, 46 | 1975 | Robinson, Frank | 1972 | 1982 |
| Hoyt, Waite | 1932, 37-38 | 1969 | Robinson, Jackie | 1947-56 | 1962 |
| Jennings, Hughie | 1899-1900, 03 | 1945 | Snider, Duke | 1947-62 | 1980 |
| Keeler, Wee Willie | 1893, 1899-1902 | 1939 | Stengel, Casey* | 1912-17 | 1966 |
| Kelley, Joe | 1899-1901 | 1971 | Sutton, Don | 1966-80, 88 | 1998 |
| Kelly, George | 1932 | 1973 | Vance, Dazzy | 1922-32, 35 | 1955 |
| Koufax, Sandy | 1955-66 | 1972 | Vaughan, Arky | 1942-43, 47-48 | 1985 |
| Lazzeri, Tony | 1939 | 1991 | Waner, Lloyd | 1944 | 1967 |
| Lindstrom, Fred | 1936 | 1976 | Waner, Paul | 1941, 43-44 | 1952 |
| Lombardi, Ernie | 1931 | 1986 | Ward, John M.* | 1891-92 | 1964 |
| Lopez, Al | 1928, 30-35 | 1977 | Wheat, Zack | 1909-26 | 1959 |
| Maddux, Greg | 2006, '08 | 2014 | Wilhelm, Hoyt | 1971-72 | 1985 |
| | | | Williams, Dick | 1951-54, 1956 | 2008 |
| | | | Wilson, Hack | 1932-34 | 1979 |

*Was Also A Dodger Manager **Was Also A Dodger Coach

Managers/Coaches/Scouts

| | | | | | |
|----------------|-----------|------|---------------------|-------------|------|
| Alston, Walter | 1954-76 | 1983 | Murray, Eddie | 2006-07 | 2003 |
| Hanlon, Ned | 1899-1905 | 1996 | Robinson, Wilbert** | 1914-31 | 1945 |
| Lasorda, Tommy | 1977-96 | 1997 | Ruth, Babe | 1938 | 1936 |
| Lyons, Ted | 1954 | 1955 | Sisler, George | 1943, 46-50 | 1939 |
| | | | Torre, Joe | 2008-2010 | 2014 |

**Also Served As Club President From 1925-29

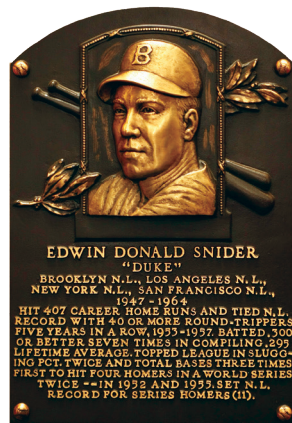
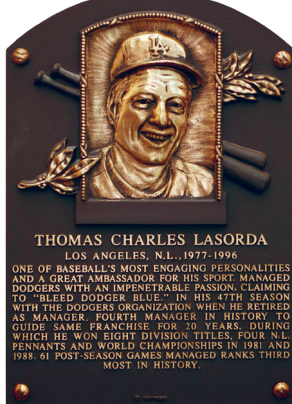
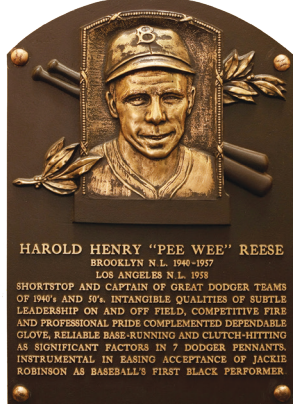
Executives

| | | |
|------------------|---------|------|
| Macphail, Larry | 1938-42 | 1978 |
| O'malley, Walter | 1944-79 | 2008 |
| Rickey, Branch | 1942-50 | 1967 |

Broadcasters

| | | |
|----------------|--------------|------|
| Barber, Red | 1939-53 | 1978 |
| Harwell, Ernie | 1948-49 | 1981 |
| Jarrin, Jaime | 1959-Present | 1998 |
| Scully, Vin | 1950-2016 | 1982 |

Hall Of Fame List As Of Feb. 22, 2020



Photos: Milo Stewart Jr./National Baseball Hall Of Fame And Museum

Dodger Retired Numbers



PEE WEE REESE

IF

1

Uniform Number Retired July 1, 1984

Harold Pee Wee Reese played 16 seasons at shortstop for the Brooklyn and Los Angeles Dodgers (1940-42, 1946-58) and was a member of seven Brooklyn pennant-winning teams, including the World Championship club of 1955. A 10-time National League All-Star, Reese appeared in more games at shortstop (2,014) than any player in franchise history and is also the Dodgers' all-time leader in runs scored (1,338) and walks (1,210). His leadership qualities were recognized by Manager Walter Alston, who appointed "The Little Colonel" as team captain. Reese was inducted into the National Baseball Hall of Fame in 1984.

| | AVG. | G | AB | R | H | 2B | 3B | HR | RBI | BB | SO | SB | CS | E |
|--------------------------------|------|------|------|------|------|-----|----|-----|-----|------|-----|-----|----|-----|
| Dodger Totals - 16 Years | .269 | 2166 | 8058 | 1338 | 2170 | 330 | 80 | 126 | 885 | 1210 | 890 | 232 | 45 | 407 |
| Major League Totals - 16 Years | .269 | 2166 | 8058 | 1338 | 2170 | 330 | 80 | 126 | 885 | 1210 | 890 | 232 | 45 | 407 |



TOMMY LASORDA


MGR

2

Uniform Number Retired August 15, 1997

Tommy Lasorda had a tough act to follow when he succeeded future Hall of Famer Walter Alston as Dodger manager with four games left in the 1976 season. But like Alston, Lasorda went on to enjoy a lengthy and highly successful tenure at the helm. Piloting the Dodgers until the 1996 campaign, he racked up 1,599 victories to rank 13th on the all-time Major League managerial list, winning two World Series titles (1981 and 1988), four NL pennants and eight division titles. Prior to joining the big league staff as a coach in 1973, he had a successful eight-year stint as a minor league manager, helping the development of several future Dodger stars. The former Brooklyn Dodger pitcher was inducted into the National Baseball Hall of Fame in 1997.

| | G | W | L | PCT. |
|--------------------------------|------|------|------|------|
| Dodger Totals - 21 years | 3050 | 1599 | 1439 | .526 |
| Major League Totals - 21 years | 3050 | 1599 | 1439 | .526 |
| Minor League Totals - 8 years | 825 | 478 | 367 | .555 |



DUKE SNIDER

OF


4

Uniform Number Retired July 6, 1980

The Duke of Flatbush was among the game's most feared hitters during his 16 seasons with the Brooklyn and Los Angeles Dodgers (1947-62), playing on a pair of World Championship teams (1955 and 1959) and in six World Series overall. The eight-time All-Star center fielder ranks as the franchise's career leader in home runs (389) and runs batted in (1,271) and during the 1950s he topped all Major Leaguers with 326 homers and 1,031 RBI. He slugged four home runs in both the 1952 and 1955 World Series and he holds the Brooklyn Dodger single-season mark of 43 homers, which led the National League in 1956. His 136 RBI in 1955 topped the NL. Snider was inducted into the National Baseball Hall of Fame in 1980.

| | AVG. | G | AB | R | H | 2B | 3B | HR | RBI | BB | SO | SB | CS | E |
|--------------------------------|------|------|------|------|------|-----|----|-----|------|-----|------|----|----|----|
| Dodger Totals - 16 years | .300 | 1923 | 6640 | 1199 | 1995 | 343 | 82 | 389 | 1271 | 893 | 1123 | 99 | 49 | 63 |
| Major League Totals - 18 years | .295 | 2143 | 7161 | 1259 | 2116 | 358 | 85 | 407 | 1333 | 971 | 1237 | 99 | 50 | 66 |

Dodger Retired Numbers



JIM GILLIAM

OF/IF

19

Uniform Number Retired October 10, 1978

Junior Gilliam played his entire 14-year Major League career (1953-66) in a Dodger uniform, both in Brooklyn and Los Angeles, contributing to four World Championship clubs (1955, 1959, 1963 and 1965) and seven pennant winners overall. He appeared in 1,956 games to rank fifth on the franchise's all-time games played list, seeing action at second base, third base and in the outfield. In 1953, he was selected as the National League Rookie of the Year. Following his playing career, the two-time All-Star served as a Dodger coach until his untimely death at the age of 49 prior to the start of the 1978 World Series, at which time his number was retired and the Dodgers wore a commemorative patch on their sleeve in his honor.

| | AVG. | G | AB | R | H | 2B | 3B | HR | RBI | BB | SO | SB | CS | E |
|-------------------------------|------|------|------|------|------|-----|----|----|-----|------|-----|-----|-----|-----|
| Dodger Totals- 14 years | .265 | 1956 | 7119 | 1163 | 1889 | 304 | 71 | 65 | 558 | 1036 | 416 | 203 | 111 | 204 |
| Major League Totals- 14 years | .265 | 1956 | 7119 | 1163 | 1889 | 304 | 71 | 65 | 558 | 1036 | 416 | 203 | 111 | 204 |



DON SUTTON


RHP

20

Uniform Number Retired August 14, 1998

The durable right-hander spent 16 of his 23 Major League seasons with the Dodgers and more than made his mark in team history, ranking as the franchise's all-time leader in wins (233), games pitched (550), innings pitched (3,816.1), strikeouts (2,696) and shutouts (52). A four-time All-Star, he pitched in three World Series (1974, 1977 and 1978) with the Dodgers, led the National League in shutouts (9) in 1972, was the NL ERA leader (2.21) in 1980 and a 21-game winner in 1976. He made his big league debut with the Dodgers in 1966 and stayed with the team through 1980, before leaving and rejoining the club in 1988. Sutton finished his career with 324 wins and 3,574 strikeouts and was enshrined in the National Baseball Hall of Fame in 1998.

| | W-L | ERA | G | GS | CG | SHO | SV | IP | H | R | ER | HR | BB | SO |
|-------------------------------|---------|------|-----|-----|-----|-----|----|--------|------|------|------|-----|------|------|
| Dodger Totals- 16 years | 233-181 | 3.09 | 550 | 533 | 156 | 52 | 5 | 3816.1 | 3291 | 1450 | 1311 | 309 | 996 | 2696 |
| Major League Totals- 23 years | 324-256 | 3.26 | 774 | 756 | 178 | 58 | 5 | 5282.1 | 4692 | 2104 | 1914 | 472 | 1343 | 3574 |



WALTER ALSTON

MGR

24

Uniform Number Retired June 5, 1977

Walter Emmons Alston was a virtual unknown when he took over the helm of the Brooklyn Dodgers in 1954, but he became well-known in a hurry. The long-time minor league skipper guided his first Dodger team to 92 wins and followed that by piloting the 1955 Dodgers to 98 victories and their first World Championship in franchise history. He went on to lead the Dodgers to six more National League pennants and three more World Series titles (1959, 1963 and 1965) in a 23-year career in which he tallied 2,040 victories to place sixth on the all-time managerial wins list. His 3,658 total games managed rank eighth all time. Alston, who played in one Major League game, that with the St. Louis Cardinals in 1934, was inducted into the National Baseball Hall of Fame in 1983.

| | G | W | L | PCT. |
|-------------------------------|------|------|------|------|
| Dodger Totals- 23 years | 3658 | 2040 | 1613 | .558 |
| Major League Totals- 23 years | 3658 | 2040 | 1613 | .558 |
| Minor League Totals- 13 years | 1735 | 982 | 753 | .566 |

Dodger Retired Numbers



SANDY KOUFAX


LHP

32

Uniform Number Retired June 4, 1972

Among the most dominating pitchers in the game's history, the left-hander won 165 games and compiled 2,396 strikeouts in 2,324.1 innings with 40 shutouts in his 12-year Dodger career (1955-66). A three-time Cy Young Award winner and the National League MVP in 1963, Koufax was also World Series MVP in both 1963 and 1965, when he hurled a pair of shutouts. He led the NL in ERA five straight seasons from 1962-66, was the strikeouts leader four times and was tops in wins on three occasions with totals of 27, 26 and 25. In addition, Koufax pitched an NL-record four no-hitters, including a perfect game in 1965, and set the National League single-season mark with 382 strikeouts in 1965. He was inducted into the Baseball Hall of Fame in 1972.

| | W-L | ERA | G | GS | CG | SHO | SV | IP | H | R | ER | HR | BB | SO |
|------------------------------|--------|------|-----|-----|-----|-----|----|--------|------|-----|-----|-----|-----|------|
| Dodger Totals - 12 years | 165-87 | 2.76 | 397 | 314 | 137 | 40 | 9 | 2324.1 | 1754 | 806 | 713 | 204 | 817 | 2396 |
| Major League Totals - 12 yrs | 165-87 | 2.76 | 397 | 314 | 137 | 40 | 9 | 2324.1 | 1754 | 806 | 713 | 204 | 817 | 2396 |



ROY CAMPANELLA

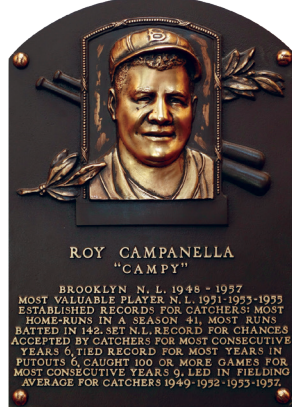
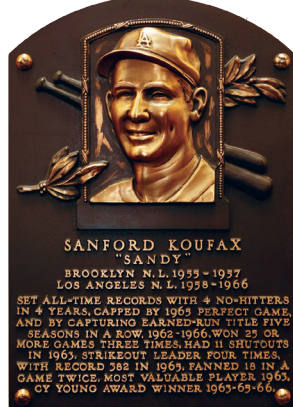

C

39

Uniform Number Retired June 4, 1972


In 10 seasons with the Brooklyn Dodgers (1948-57), Campy was a force both at the plate and behind the plate. The catcher played on five pennant-winning clubs, including the World Champions of 1955. That season, the eight-time All-Star became a three-time National League Most Valuable Player award winner after collecting 32 home runs and 107 RBI. He also garnered MVP honors in 1951 and 1953, when he led the league with a Brooklyn-record 142 RBI to go with a career-high 41 home runs. Campanella, whose career was cut short due to a tragic automobile accident that left him paralyzed, was inducted into the Baseball Hall of Fame in 1969.

| | AVG. | G | AB | R | H | 2B | 3B | HR | RBI | BB | SO | SB | CS | E |
|--------------------------------|------|------|------|-----|------|-----|----|-----|-----|-----|-----|----|----|----|
| Dodger Totals - 10 years | .276 | 1215 | 4205 | 627 | 1161 | 178 | 18 | 242 | 856 | 533 | 501 | 25 | 15 | 85 |
| Major League Totals - 10 years | .276 | 1215 | 4205 | 627 | 1161 | 178 | 18 | 242 | 856 | 533 | 501 | 25 | 15 | 85 |



Photos: Milo Stewart Jr./National Baseball Hall of Fame and Museum

Dodger Retired Numbers



JACKIE ROBINSON

OF/IF

42

Uniform Number Retired JUNE 4, 1972

Jack Roosevelt Robinson made a historic entrance into Major League Baseball in 1947 as the first African-American player in the history of the game. His outstanding debut season netted him the inaugural Rookie of the Year award, which now bears his name, and spring-boarded him to a stellar 10-season career in which he was part of six Brooklyn Dodger pennant-winners, among them the World Championship club of 1955. In 1949, the six-time all-star won the National League batting title (.342) en route to earning MVP honors. Robinson, a first baseman as a rookie, started as a second baseman for the next five seasons, before moving on to play third base and the outfield. He was inducted into the National Baseball Hall of Fame in 1962.

| | AVG. | G | AB | R | H | 2B | 3B | HR | RBI | BB | SO | SB | CS | E |
|--------------------------------|------|------|------|-----|------|-----|----|-----|-----|-----|-----|-----|----|-----|
| Dodger Totals- 10 years | .311 | 1382 | 4877 | 947 | 1518 | 273 | 54 | 137 | 734 | 740 | 291 | 197 | 30 | 117 |
| Major League Totals - 10 years | .311 | 1382 | 4877 | 947 | 1518 | 273 | 54 | 137 | 734 | 740 | 291 | 197 | 30 | 117 |



DON DRYSDALE

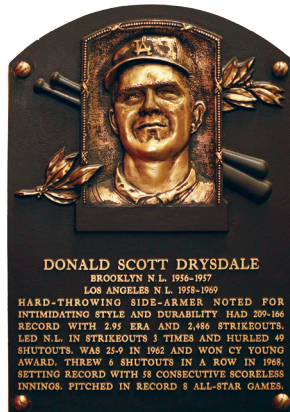

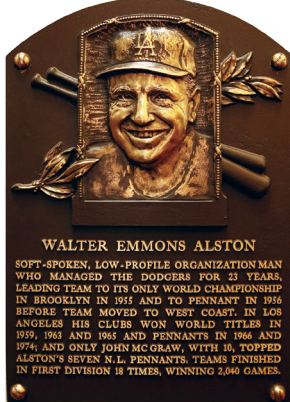
RHP

53

Uniform Number Retired July 1, 1984

One of the game's fiercest competitors, the hard-throwing right-hander pitched 14 seasons (1956-69) for the Brooklyn and Los Angeles Dodgers, ranking second on the franchise career list in wins (209), games pitched (518), strikeouts (2,486), innings pitched (3,432.1) and shutouts (49). The NL strikeout leader in 1959 and 1960, Big D earned the league's Cy Young Award in 1962, when he won 25 and topped the league in strikeouts for a third time. A member of three World Championship clubs (1959, 1963 and 1965) and two other pennant winners (1956 and 1966), he set a then-Major League record in 1968, tossing 58.2 consecutive scoreless innings, including a record six straight shutouts. Drysdale gained induction into the Baseball Hall of Fame in 1984.

| | W-L | ERA | G | GS | CG | SHO | SV | IP | H | R | ER | HR | BB | SO |
|--------------------------------|---------|------|-----|-----|-----|-----|----|--------|------|------|------|-----|-----|------|
| Dodger Totals- 14 years | 209-166 | 2.95 | 518 | 465 | 167 | 49 | 6 | 3432.1 | 3084 | 1292 | 1124 | 280 | 855 | 2486 |
| Major League Totals - 14 years | 209-166 | 2.95 | 518 | 465 | 167 | 49 | 6 | 3432.1 | 3084 | 1292 | 1124 | 280 | 855 | 2486 |



International Relations

Throughout their history, in both Brooklyn and Los Angeles, the Dodgers have played a major role in the development of international baseball and have been at the forefront of forging relationships with countries around the world:

Australia



- The Dodgers played in the historic Opening Series in Sydney in March of 2014 against the Diamondbacks in MLB's first regular season games in Australia. The Dodgers, who also played an exhibition game against Team Australia, swept the two-game series, which was held at the historic Sydney Cricket Ground. The series marked the Dodgers' first regular-season games outside of North America.
- In 1986, shortstop Craig Shipley became the first native-born Australian to play in the Majors

Canada

- The Brooklyn and Los Angeles Dodgers had a minor league affiliate in Montreal, Canada from 1939-60. Jackie Robinson made his professional baseball debut and won the International League batting title with the Triple-A Montreal Royals in 1946.

China

- In the spring of 2008, a split-squad of Dodgers traveled to Beijing, China to play against the San Diego Padres at Beijing's Wukesong Stadium in an exhibition and the first-ever Major League games played in that country.
- In 1986, Peter O'Malley paid for construction of a baseball stadium in Tianjin. Named Dodger Stadium, it still exists and is home to the Tianjin Lions of the Chinese Professional Baseball League founded in 2002.



Jackie Robinson as a Montreal Royal in 1946.

Cuba

- The Dodgers held Spring Training in Havana from 1941-42 and again in 1947.
- Clayton Kershaw and Yasiel Puig joined MLB and the Players' Association on a historic goodwill tour to Cuba in December 2015.

Dominican Republic

- The Los Angeles Dodgers' baseball academy in the Dominican Republic, Campo Las Palmas, underwent a major renovation and re-dedication in 2017 as it celebrated its 30th year in Dodger player development, having officially opened on March 27, 1987. It was the first-of-its kind facility and has since been replicated by numerous teams throughout baseball. Campo Las Palmas is located in the town of Guerra, just east of the Dominican Republic's capital city of Santo Domingo (more information on Campo Las Palmas can be found in the Dodger Stadium section)...the Dodgers currently have four Dominican-born players on their 40-man roster
- Fernando Valenzuela (2011) and Nomar Garciaparra (2015) have been inducted into the Latino Baseball Hall of Fame at Casa de Campo in La Romana, joining Tommy Lasorda who is a founding member and Goodwill Ambassador of the organization. Lasorda has a statue at the Paseo de los Inmortales, dedicated in 2012, and The Hall of Fame annually bestows an award in his name for a non-Latino who makes significant contributions to Latino baseball. Former Dodger President Peter O'Malley is a past recipient
- The Dodgers' history in the Dominican Republic began in 1948 when they held Spring Training in Ciudad Trujillo.

Dodger trips abroad

- 1956:** Japan (Post-Season)
- 1964:** Mexico (Pre-Season)
- 1966:** Japan (Post-Season)
- 1991:** Mexico (Pre-Season)
- 1993:** Japan (Post-Season)
- 1993:** Taiwan (Post-Season)
- 2003:** Mexico (Pre-Season)
- 2008:** China (Pre-Season)
- 2010:** Taiwan (Pre-Season)
- 2014:** Australia (Regular Season)
- 2018:** Mexico (Regular Season)

Japan

- The Dodgers have held three postseason tours of Japan by Brooklyn and Los Angeles teams following the 1956, 1966 and 1993 seasons. The Tokyo Giants visited Vero Beach during Spring Training five times (1961, 1967, 1971, 1975 and 1980).
- In 1966, the Dodgers received a two-ton, 10-foot tall, stone lantern gift from Japanese Hall of Famer Sotaro Suzuki as a token of friendship between the Dodgers and Japan and to commemorate the opening of Dodger Stadium in 1962.
- After the 1993 season, the Dodgers played five exhibition games in Asia as part of the Friendship Series tour, three in Taipei, Taiwan and two in the Fukuoka Dome in Fukuoka, Japan.
- In 1995, Hideo Nomo became only the second Japanese born player to appear in the Major Leagues. The Nomo signing and his success spawned Nomo-mania and opened the door for Japanese players in the United States.

Korea

- On Sept. 9, 1990, the Dodgers became the first Major League team to have a game broadcast in the Korean language in the United States.
- In 1994, pitcher Chan Ho Park became the first Korean to play in the Major Leagues.

Mexico

- Pitcher Fernando Valenzuela made his Major League debut in 1980. The native of Sonora, Mexico became an international sensation in 1981 and helped the Dodgers win the World Series.
- The Dodgers took a trip to Monterrey, Mexico during Spring Training in 1991 for a two-game exhibition against Industriales de Monterrey and the Milwaukee Brewers... in 2018, the club played three regular season games against the San Diego Padres in Monterrey from May 4-6 and tossed their very first no-hitter on international soil May 4... The Dodgers also played exhibition games in Mexico City prior to the 1964 season against the Red Devils and in 2003 against the New York Mets.



Kenley Jansen and the Dodgers exchange hats with CPBL All-Stars during the club's pre-season trip to Taiwan in 2010.

Taiwan

- Following the 1993 season, the Dodgers were the first Major League Baseball team to play in Taiwan when they competed against the Chinese Professional League (CPBL) All-Stars for three games as part of the Dodgers' Friendship Baseball Series. The Dodgers also took part in a three-game friendship series against CPBL All-Stars a 2010 Spring Training trip to Taiwan.
- Hong-Chih Kuo in 2000 became the first Taiwanese high school player to sign a professional baseball contract when he signed with the Dodgers.

World Baseball Classic

- In 2017, the Dodgers hosted the semi-finals and championship game of the World Baseball Classic, with the United States claiming their first WBC title in front of a sold-out Dodger Stadium crowd...in 2009, Dodger Stadium also hosted the semi-finals and final (won by Japan).
- Numerous Dodger players have appeared in the tournament, while Tommy Lasorda served as the event's Global Ambassador in both 2006 and 2009.



Pregame ceremony being held at the 2017 World Baseball Classic final at Dodger Stadium

Miscellaneous

- Dodger Stadium played host to the 1984 exhibition baseball tournament at the Olympic Games in Los Angeles.
- On May 19, 1993, Dodger Stadium hosted the first baseball game to be broadcast in four languages – Chinese, English, Korean and Spanish.

National Baseball Hall Of Fame And Museum



NATIONAL BASEBALL HALL OF FAME AND MUSEUM

25 Main Street, Cooperstown, New York 13326

Phone: (607) 547-7200

Public Relations: (607) 547-0215

E-mail address: info@baseballhall.org

Website: baseballhall.org

Summer Hours: Memorial Day Weekend - Labor Day Weekend: 9 a.m. to 9 p.m.

Regular Hours: 9 a.m. to 5 p.m.

Holiday Closings: Thanksgiving Day, Christmas Day, and New Year's Day.

DIRECTORY: Jane Forbes Clark (Chairman), Joe Morgan (Vice Chairman), Tim Mead (President), Jeff Jones (Senior Vice President of Finance and Administration), Sean Gahagan (Vice President, Retail Merchandising & Licensing), Erik Strohl (Vice President, Exhibitions and Collections), Ken Meifert (Vice President, Sponsorship & Development)

RESEARCH AND LIBRARY CONTACTS: Jim Gates (Librarian)

PR CONTACTS: Jon Shestakovsky (Vice President, Communications & Education) and Craig Muder (Communications Director)

HALL OF FAME WEEKEND 2020: July 24-27

Class of 2020: Derek Jeter, Marvin Miller, Ted Simmons and Larry Walker

Awards Presentation: Sat. July 25, 4:30 p.m. ET Induction: Sun. July 26, 1:30 p.m. ET, Clark Sports Center

DODGERS IN THE HALL OF FAME

A total of 59 players, managers and executives in the Hall of Fame spent some of their professional careers with the Brooklyn/Los Angeles Dodgers, including 2018 electee Jim Thome. Seventeen spent the majority of their careers with the Dodgers, including Walter Alton, Roy Campanella, Don Drysdale, Leo Durocher, Burleigh Grimes, Sandy Koufax, Tommy Lasorda, Larry MacPhail, Walter O'Malley, Pee Wee Reese, Branch Rickey, Jackie Robinson, Wilbert Robinson, Duke Snider, Don Sutton, Dazzy Vance and Zack Wheat. For a complete list of Brooklyn/Los Angeles Dodgers in the Hall of Fame, visit the "Hall of Famers" team pages at www.baseballhall.org.

NOTABLE DODGERS ARTIFACTS IN COOPERSTOWN

- Game-worn jersey from Aug. 5, 2017 used by Cody Bellinger.
- Autographed Media Guide used by Vin Scully throughout his final season of 2016
- Bat used by Jimmy Rollins on Aug. 22, 2015 to record his 500th career double.
- Ball from Clayton Kershaw's no-hitter on June 18, 2014.
- Ball from Josh Beckett's no-hitter on May 25, 2014.
- Jersey worn by Andre Ethier during 2014 Opening Series in Sydney, Australia.
- Don Mattingly's locker tag from 2014 Opening Series in Sydney, Australia.
- Lineup card used by Don Mattingly during 2014 Opening Series in Sydney, Australia.
- Jersey with All-Star collar stars worn by eventual Cy Young Award winner Clayton Kershaw during his ninth win of the season on July 7, 2011.
- Matt Kemp "Kempman" bat used by Andre Ethier during his 30-game hitting streak in 2011.
- Ball signed by Jeff and Jered Weaver on June 20, 2009 during Dodgers-Angels game started by them, the 21st brother-brother matchup in history.
- Cap worn by manager Joe Torre during his team's 13-game home winning streak to open the 2009 season.
- Batting gloves worn by Orlando Hudson during his cycle on April 13, one of the record-tying eight in Major League Baseball during the 2009 season.
- No. 42 jersey worn by James Loney on April 15, 2008 for Jackie Robinson Day.
- Bat used by Marlon Anderson to hit the fourth of four consecutive home runs in the bottom of the ninth inning on Sept. 18, 2006, forcing the Dodgers-Padres game into extra innings; it was the fourth time a team managed the feat.
- Ball used on May 22, 2006 during a game between the Dodgers and Rockies that featured a pitching matchup of Jae Seo and Byung-Hung Kim; it was the first time two Korean starting pitchers faced off.
- Goggles worn by Eric Gagne while setting the consecutive saves mark at 84 on July 3, 2004.
- Bat used by Shawn Green to hit four home runs in one game (May 23, 2002) and seven home runs in a three-day span (a Major League record).
- Bat used by Dave Hansen to hit a record seventh pinch-hit home run in 1 season on Sept. 12, 2000.
- Baseball from Hideo Nomo's no-hitter on Sept. 17, 1996.
- 1996 Tom Lasorda game-worn jersey.
- Ball from Fernando Valenzuela's no-hitter on June 29, 1990.
- Balls from each of Hall of Famer Sandy Koufax' four no-hitters in (1962, 1963, 1964 and a perfect game in 1965).
- Cornerstone from Ebbets Field.



Game-worn jersey from Cody Bellinger from Aug. 5, 2017.

A LOOK AHEAD TO 2021

Ballots for the 2021 Hall of Fame/BBWAA election will be distributed following the 2020 season with results from the voting scheduled to be announced in January 2021. A partial list of first-year candidates for election includes Mark Buehrle, Tim Hudson, Torii Hunter and Aramis Ramirez. Historical information on past BBWAA elections and the election process can be accessed at www.baseballhall.org or by contacting the Hall of Fame Communications department.

CONNECT TO COOPERSTOWN

- For up-to-the-minute news from Cooperstown, visit at www.baseballhall.org. Stay up-to-date on all the activity at the Hall of Fame's official site and through social networking on Facebook, Instagram, Twitter and YouTube.
- If you would like to receive interesting stories and timely news items direct from the Hall of Fame and get the inside track on the latest happenings in Cooperstown, sign up for *Inside Pitch*. There's no cost to receive our weekly electronic newsletter in your e-mail box at home or work and it's easy to enroll. Just log on to www.baseballhall.org/media/museum-facts.
- If you have an interest in receiving *Around The Horn*, the Hall's monthly media newsletter, please send an e-mail to info@baseballhall.org. Be sure to include your name, name of organization and e-mail address. Or visit www.baseballhall.org/media-info.

RESEARCH ASSISTANCE

The Hall of Fame is pleased to provide assistance in baseball research and members of the media are encouraged to utilize this valuable baseball resource whenever necessary by calling the Public Relations department at (607) 547-0215, or the Library Reference desk at (607) 547-0330.

The Last Time It Happened

| | | | |
|--|---|--|--|
| Inside-the-Park Homer (Dodgers): | Chris Taylor, Sept. 18, 2017 at Philadelphia | Home Run, Pitcher (Opponent): | Zack Greinke June 24, 2019 vs. Arizona |
| Inside-the-Park Homer (Opponent): | Nick Ahmed May 9 2018 vs. Arizona | No-Hitter (Dodgers): | Walker Buehler/Tony Cingrani Yimi Garcia/Adam Liberatore May 4, 2018 at San Diego (in Mexico), won 4-0 |
| Consec. Homers (Dodgers) | Cody Bellinger and Corey Seager, Sept. 27, 2019 vs. San Francisco | No-Hitter (Opponent): | Jake Arrieta Aug. 30, 2015 vs. Chicago Cubs |
| Consec. Homers (Opponent): | Nolan Arenado and Charlie Blackmon; Sept. 20, 2019 vs. Colorado | Perfect Game (Dodgers): | Sandy Koufax Sept. 9, 1965 vs. Chicago, won 1-0 |
| 4 Consec. Homers (Dodgers): | Jeff Kent, J.D. Drew, Russell Martin, Marlon Anderson; Sept. 18, 2006 vs. San Diego | Perfect Game (Opponent): | Dennis Martinez July 28, 1991, vs. Montreal (2-0) |
| 3 Consec. Homers (Dodgers): | Yasiel Puig, Cody Bellinger, Justin Turner April 29, 2017 vs. Philadelphia | Minimum Batters Faced (Dodgers): | Tim Belcher July 21, 1990, at Pittsburgh (one-hitter) |
| 3 Consec. Homers (Opponent): | Bobby Abreu, Pat Burrell, Jim Thome; May 18, 2004 at Philadelphia (4th) | Minimum Batters Faced (Opponent): | Dennis Martinez July 28, 1991 vs. Montreal |
| Pinch-Hit Homer (Dodgers): | Edwin Rios Sept. 25, 2019 at San Diego | One-Hitter (Dodgers): | Rich Hill Aug. 23, 2017 at Pittsburgh |
| Pinch-Hit Homer (Opponent): | Sam Hilliard Sept. 20, 2019 vs. Colorado | One-Hitter (Opponent): | Javier Vazquez Sept. 14, 1999 vs. Montreal |
| Consecutive Pinch-Hit Homers: | Willie Crawford, Lee Lacy; June 23, 1975 vs. St. Louis (9th inning) | Stolen Base, Home (Dodgers): | Austin Barnes July 15, 2019 at Philadelphia |
| Pinch-Hit Homer (Postseason): | Gavin Lux Oct. 3, 2019 vs. Washington | Stolen Base, Home (Opponent): | Trea Turner July 20, 2016 at Washington |
| Grand Slam Homer (Dodgers): | Max Muncy Sept. 24, 2019 at San Diego | Stolen Base, Pitcher (Dodgers): | Ross Stripling June 10, 2018 vs. Atlanta |
| Grand Slam Homer (Opponent): | Didi Gregorius Aug. 23, 2019 vs. New York (AL) | Stolen Base, Pitcher (Opponent): | Jhoulys Chacin Aug. 12, 2017 vs. San Diego |
| 2 Grand Slams, Game (Dodgers): | Shawn Green Adrian Beltre; May 21, 2000 at Florida | Triple Play (Dodgers): | A.J. Ellis, Juan Uribe, Dee Gordon, James Loney April 15, 2012 vs. San Diego (9th inning) |
| 2 Grand Slams, Game (Opponent): | Fernando Tatis April 23, 1999 vs. St. Louis | Triple Play (Opponent): | Eric Campbell, Daniel Murphy, Lucas Duda, Travis d'Arnaud; Aug. 24, 2014 vs. New York (6th inning) |
| Pinch-Hit Grand Slam (Dodgers): | Matt Kemp June 23, 2018 at New York (NL) | 5-Hit Game (Dodgers): | Justin Turner May 26, 2019 at Pittsburgh |
| Pinch-Hit Grand Slam (Opponent): | Hunter Renfroe May 5, 2019 at San Diego (9th) | 5-Hit Game (Opponent): | Tommy Pham Sept. 18, 2019 vs. Tampa Bay |
| 4-Homer Game (Dodgers): | Shawn Green May 23, 2002 at Milwaukee | 6-Hit Game (Dodgers): | Chase Utley July 6, 2016 vs. Baltimore |
| 4-Homer Game (Opponent): | J.D. Martinez Sept. 4, 2017 vs. Arizona | 6-Hit Game (Opponent): | Andrew McCutchen April 7, 2018 at San Francisco |
| Homers, Both Sides of Plate (Dodgers): | Yasmani Grandal July 24, 2018 at Philadelphia | 7-RBI Game (Dodgers): | Yasiel Puig Sept. 15, 2018 at St. Louis |
| Homers, Both Sides of Plate (Opponent): | Ken Caminiti July 12, 1998 vs. San Diego | 7-RBI Game (Opponent): | Hunter Renfroe Sept. 27, 2016 at San Diego |
| Two Home Runs, One Inning: | Eric Karros Aug. 22, 2000 vs. Montreal (6th) | 8-RBI Game (Dodgers): | Adrian Gonzalez Aug. 22, 2016 at Cincinnati |
| Hit for Cycle (Dodgers): | Cody Bellinger July 15, 2017 at Miami | 8-RBI Game (Opponent): | Fernando Tatis April 23, 1999 vs. St. Louis |
| Hit for Cycle (Opponent): | Cristian Guzman Aug. 28, 2008 at Washington | 9-RBI Game (Dodgers): | James Loney Sept. 28, 2006 at Colorado |
| Home Run, Pitcher (Dodgers): | Hyun-Jin Ryu Sept. 22, 2019 vs. Colorado | | |



COMMUNITY



During the 2020 Dodgers Love LA Community Tour, the team hosted the first annual Employee "Day of Service" for all Dodgers front office staff, Dodgers Foundation staff, players, coaches, broadcasters and Bank of America volunteers. By the end of the event, 15 Habitat for Humanity playhouses were constructed and later donated to local families and non-profits in need. Along with the houses, the organization packed nearly 4,000 Project Sunshine activity kits with hundreds going to UCLA Mattel Children's Hospital.



PLAY



· Hundreds of children experiencing homelessness were joined by Clayton Kershaw and Matt Beaty at the annual Children's Holiday Party where the Dodgers provided each child with a new pair of shoes



· The Dodgers and Major League Baseball pitched in to host a Play Ball clinic for 300 youth from local Boys and Girls clubs who all received a Dodger backpack, notebook and additional school supplies from Matt Beaty, Dustin May and Edwin Rios

COMMUNITY RELATIONS

On and off the field, the Dodgers are committed to serving the community of Los Angeles. With various events occurring throughout the year and across the Southland, the Dodgers' community outreach focuses on inspiring youth and adults throughout the region to PLAY, LIVE, LEARN and SERVE.

Through civic and corporate partnerships, events and community service, the Dodgers fulfill a multitude of community needs and wishes, bringing joy and respite to people of all ages, abilities, backgrounds and genders.



LIVE

· During the 2019 season, the team granted over 300 unforgettable Dodger experiences and wishes to fans facing unique milestones or serious health conditions through the Dodger Blue Wishes Program

· Throughout the season, the Dodgers visited hundreds of fans at various UCLA Medical Center locations



LEARN



- 1.5 million minutes have been read by over 6,000 students from more than 1,000 schools through the LA Reads program

- The Dodgers donated 25,000 tickets to support the Los Angeles Unified School District's Attendance Incentive Program, reaching 600,000 students, and took players to Compton Avenue Elementary School to celebrate the announcement



SERVE



- Active military personnel and veterans were honored during each 2019 home game for the Military Hero of the Game recognition
- The team has hosted hundreds of military service members and their families at the annual Veteran's Day Batting Practice
- Nearly the entire roster visited the first responders of the Saugus High School shooting and hosted a luncheon to show appreciation in January 2020
- Hosted an Enlistment and Re-Enlistment Ceremony at Dodger stadium for all branches of the military



IN THE COMMUNITY



• Throughout the past 15 seasons, the team has distributed over 20,000 Thanksgiving turkeys and dinners to low-income families at the annual Turkey Giveaway



• During the 2020 Dodgers Love LA Community Tour, the team visited Saugus High School and threw a pep rally to boost morale following a tragic shooting at the school in November 2019



• In 2019, the team hosted multiple events throughout Los Angeles to address causes unique to the local community including a birthday party for children living at the Union Rescue Mission and a back-to-school event for children experiencing food insecurity




- Surprised unsuspecting Smart & Final customers with a visit from Joe Kelly who distributed gift cards and groceries to a few lucky fans
- Donated Dodger items and stadium experiences to more than 1,000 organizations and individuals, deploying Dodger alumni, players and wives to a variety of community service events
- Distributed more than 80,000 game tickets to more than 300 organizations, serving families and members of causes related to public health, as well as MLB community partners, veterans, schools, churches, Boys & Girls Clubs, recovery clinics, at-risk youth and afterschool programs
- Through Kids 4 Dodgers Baseball, hosted over 20,000 children from 150 schools, nonprofits and community



- groups across the Los Angeles region for an all-inclusive gameday experiences
- Teamed up with Major League Baseball, ESPN and No Bully to involve 9,000 students in the Shred Hate initiative to raise awareness about the bullying epidemic and reduce the incidents of bullying in schools
- Collaborated with Metro to provide free public transportation to Dodger Stadium for more than 300,000 fans through the Dodger Stadium Express during the 2019 season
- Visited Metro bus drivers with Dodger Legend, Fernando Valenzuela, who thanked them for their commitment to getting fans around Los Angeles, and especially to Dodger Stadium in time for first pitch

LOS ANGELES DODGERS FOUNDATION



**BIGGER
THAN
BASEBALL**

The Los Angeles Dodgers Foundation envisions a city where every young Angeleno, regardless of neighborhood has the opportunity to thrive.



Sports
+
Recreation

Education
+
Literacy

Health
+
Wellness

The Los Angeles Dodgers Foundation (LADF) envisions a city where every young Angeleno, regardless of neighborhood, has the opportunity to thrive. LADF is identifying and tackling the most significant problems facing Los Angeles and believes that if we give our poorest families the same opportunities as our wealthiest this city would be unstoppable.

YOUTH PROGRAMS

Dodgers Dreamfields

LADF builds and refurbishes baseball and softball fields in underserved communities to provide families across Los Angeles with safe havens and points of pride in their own neighborhoods. Dodgers Dreamfields are game-changers, revitalizing green spaces to help re-energize the community's involvement in baseball and softball, while boosting the safety of local parks and providing a place where neighbors can gather, exercise and play. With the completion of Dodgers Dreamfield No. 51 at Jack Bulik Park in the city of Fontana, a universally-accessible field for youth of all abilities, LADF continues its campaign to complete 75 fields by the 75th anniversary of the Dodgers move to Los Angeles in 2033.



Dodgers RBI

Dodgers RBI is a sports-based youth development program for ages 5-18 that uses baseball and softball participation to provide kids life-changing social and emotional learning and access to health care and educational opportunities. As they develop self-confidence and empathy through sport, LADF helps unlock access to health care and educational opportunities as well as provide a place where the kids can feel safe while they play and learn. 11,000 young Angelenos participate annually, playing across 85 locations.

LA Reads

LA Reads is a joint-literacy campaign between LADF and the Dodgers with the aim to foster a love for reading far and wide. Alongside the Library Foundation of Los Angeles and Los Angeles city and county libraries, children are invited to local reading series events where they can enjoy a read-aloud from Dodger coaches, players, spouses, and alumni. LA Reads also encourages school-aged children to read daily through the "Dodgers Reading Champions" challenge during the Dodger season. In 2019, 1,200 schools were represented in LA Reads and over 10,000 youth attended reading events across the Greater Los Angeles area. In addition, 6,042 youth representing eight counties took on the Dodgers Reading challenge logging a total of 1.5 million minutes!





Sports
+
Recreation

Education
+
Literacy

Health
+
Wellness

GRANTMAKING

In 2019, as a result of its highest grossing 50/50 raffle season in-stadium with Dodger fans raising over \$3.8 million in support, LADF awarded \$1.93 million in grants to 111 nonprofit organizations in core funding areas. Funded programs are directly impacting nearly 240,000 youth, with an average rate of 87% of students who qualify for free and reduced lunch. These awards are part of LADF's annual grants program, which disseminates funds three times a year to nonprofit organizations that fall within its three pillars — Education + Literacy, Health + Wellness and Sports + Recreation.



FUNDRAISING EVENTS



Blue Diamond Gala

A star-studded event with private benefit concert on the field at Dodger Stadium with Dodger players and coaches, blue carpet, and pre-show party and post-show food trucks.



Youth Baseball Camps

Powered by the Los Dodgers Training Academy, youth of all skill levels receive a once-in-a-lifetime experience at Dodger Stadium as they learn from elite coaches, prospects and alumni and enjoy special player appearances. A portion of the proceeds benefit LADF programs.



LADF Run

A run with over 11,000 runners that features a breathtaking course in and around Dodger Stadium, a cool-down lap around the Dodger Stadium warning track, and guest appearances by Dodger Alumni! All runners receive a Dodgers tech shirt, finisher medal, and limited-edition Dodger run bobblehead!



Spouses Mystery Bag

In partnership with the Dodger spouses, fans can purchase autographed baseballs signed by current Dodger players, coaches, alumni and broadcasters.



Dodgers All-Access


Fans get an all-access pass to enjoy an evening at Dodger Stadium and enjoy on-field experiences like hitting in the Dodgers batting cage to pitching in the Dodger bullpen and more.



Alumni Breakfast

Fans get to enjoy an intimate breakfast at Dodger Stadium while listening to Dodger Alumni recall historic moments on a panel moderated by Team Historian Mark Langill.

FUNDRAISING ACTIVITIES



Ribbon Board Messages

Fans celebrate special occasions by ordering personalized Ribbon Board Messages, displayed under the Left field Dodger Vision screen during games.




Silent Auctions

During Saturday and Sunday home games and select promotional nights, LADF hosts a Silent Auction featuring over 25 autographed memorabilia items. Fans can bid from their seats using the MLB Ballpark App or view the items on the Club Level outside the Vin Scully Pressbox.



50/50 Raffle

LADF hosts the 50/50 Raffle at every home game where 50% of the jackpot is awarded to the winner and the remaining 50% supports local youth.



Online Auctions

Throughout the season, Dodger fans visit Dodgers.com/auctions to bid on special memorabilia and autographed items from current Dodger players, coaches, and legends.

Sweepstakes

Fans can donate to be entered in LADF's online sweepstakes program on Dodgers.com/win featuring unique experiences.

Retail

Fans support by purchasing LADF Logo T-shirts and Bobbleheads throughout the season.

Vehicle Donation Program

Fans donate their car, truck, boat, or RV to support LADF.

Donate

Through online donations or gifts of stocks to LADF, fans make a personal donation or donated in honor of a loved one, by visiting dodgers.com/ladf and clicking on the donate button.



 @dodgersfoundation

 @DodgersFdn

 /LosAngelesDodgersFoundation

For more information visit dodgers.com/LADF

MEDIA INFORMATION



Dodger Manager Dave Roberts meets with the media prior to team's first Cactus League workout in Camelback Ranch in Glendale, AZ.

Communications

Office: (323) 224-1301 **Fax:** (323) 224-1459



JOE JARECK
Senior Director,
Public Relations
(323) 224-1549
joej@ladodgers.com



JON CHAPPER
Assistant Director,
Public Relations
(323) 224-1589
jonc@ladodgers.com



JUAN DORADO
Manager,
Public Relations
(323) 224-1342
juand@ladodgers.com



JESUS QUINONEZ
Manager,
Public Relations
(323) 224-1349
jesusq@ladodgers.com



ALLY SALVAGE
Coordinator,
Public Relations
(323) 224-1353
allys@ladodgers.com



MARK LANGILL
Team Historian
(323) 224-1539
markl@ladodgers.com



JON SOOHO
Team Photographer
(323) 224-1499
jons@ladodgers.com



STEVE BRENER
PR Consultant
(323) 224-1344
steveb@bzapr.com

Credentials: Credentials Will Be Issued Only To Accredited Media Members. Season Credentials Will Be Issued Only To Those News Agencies That Have Covered The Dodgers On A Regular Basis And Will Be Approved At The Discretion Of The Dodgers' Public Relations Department. All Credential Requests For Regular Season Dugout Home Games Should Be Submitted Through <http://credentials.mlb.com> By The Outlet Affiliate Manager And Must Be Received At Least 24 Hours In Advance To Allow For Verification And Processing. Credentials Must Be Displayed At All Times.

Media Will Call: Credentials Can Be Picked Up From Four Hours Prior To Game Time Until 45 Minutes After First Pitch At Media Will Call, Located Off At A Marked Top Of The Park Ticket Window Off The Media Parking Lot (Parking Lot P). Proper Photo Identification Is Required For Pick Up. If Media Will Call Is Closed, Credentials Will Be Available From The Receptionist At The Dodger Offices Off Lot D.

Parking: Media Parking Is Located In Parking Lot P (Top Of The Park). Media Should Enter Dodger Stadium Through Gate A, Which Is Located At The Intersection Of Vin Scully Ave. And Stadium Way, And Check In At The Guard-Gated Booth On The Far Right. Season Media Credentials, Bbox Credentials Or Mlb Credentials Will Serve As Season-Long Parking Passes And All Media With Daily Credentials Will Be On The Day's Media Parking List, Which Is Submitted 24 Hours In Advance. Please Note That During Sellouts, High Profile Games (i.e. Opening Day) And The Postseason, We May Not Be Able To Accommodate All Media In Parking Lot P And Different Media Parking Rules May Apply.

Clubhouse: Clubhouse Timings Vary And Will Be Posted On The Lineup Board In The Press Box. For Advance Timings, Please Reach Out To A Member Of The Public Relations Department. Only Media Credentialed With Clubhouse Access Will Be Admitted Inside. The Training Room And All Areas Besides The Clubhouse Itself Are Closed To All Media.

Elevators/Escalators: Elevators/Escalators Are Located Directly Behind Home Plate. Elevators Are Available On All Levels And Escalators Are Available Between The Club/Suite/Press Box Level And Field And Loge Levels. On The Field Level, The First Door On The Left At The Bottom Of The Escalators Will Lead To One Flight Of Stairs Leading Down To The Clubhouses And Field Entrance.

Press Box And Dining Room: The Vin Scully Press Box Is Located On Level 5 (Club/Suite Level) Directly Behind Home Plate. The Media Dining Area, Located In The Main Press Box, Is Open Two Hours Prior To Game Time. Beverages And Snacks Are Available During And After The Game. The Cost For Each Pregame Meal Is Payable In The Press Dining Room.

Credenciales: Solamente Miembros De La Prensa Acreditados Recibirán Una Credencial. Las Credenciales De Temporada Entera Serán Otorgadas Solamente A Medios De Noticias Que Han Cubierto A Los Dodgers De Manera Regular Y Serán Aprobadas A Discreción Del Departamento De Relaciones Públicas. Cualquier Otra Solicitud De Credenciales Durante La Temporada Regular Deberá Ser Tramitada A Través Del Sitio <http://credentials.mlb.com> Por El Gerente Del Departamento De Noticias Con 24 Horas De Anticipo Para Iniciar El Proceso De Verificación. Las Credenciales Deben Ser Mostradas En Todo Momento.

Will Call De Medios: Las Credenciales Pueden Ser Recogidas Cuatro Horas Antes Del Juego Hasta 45 Minutos Después Del Primer Lanzamiento En El Área De "Will Call" De Medios, Localizada En La Taquilla "Top Of The Park" Cerca Del Estacionamiento De Medios (Estacionamiento P). Se Necesita Una Identificación Con Foto Para Poder Obtener La Credencial. Si La Taquilla De Prensa Se Encuentra Cerrada, Las Credenciales Pueden Ser Recogidas En La Recepción De Las Oficinas De Los Dodgers En El Estacionamiento D.

Casa Club: Las Horas De La Casa Club Varían Y Serán Indicadas En La Pantalla De Alineación Localizada En La Sala De Prensa. Para Saber Las Horas Con Anticipo, Favor De Contactar A Un Miembro Del Departamento De Relaciones Públicas. Solamente Medios Con Credenciales Con Acceso A La Casa Club Serán Permitted Dentro. Está Prohibida La Entrada Al Cuarto De Entrenamiento Y Cualquier Área Que No Sean Parte De La Casa Club.

Elevadores/Escalera Eléctrica: Los Elevadores Y Escaleras Eléctricas Están Localizados Detrás Del Home Plate. Los Elevadores Están Disponibles En Todos Los Niveles, Mientras Que Las Escaleras Eléctricas Sirven A Los Niveles Club/Suite/Sala De Prensa, "Loge" Y Terreno De Juego. En El Nivel De Campo, La Primera Puerta A La Izquierda De Las Escaleras Eléctricas Lo Llevará A Otros Escalones Que Bajarán Hasta Las Casas Club Y La Entrada Al Terreno De Juego.

Sala De Prensa Y Área De Almuerzo: La Sala De Prensa De Scully Está Localizada En El Quinto Piso (Nivel Club/Suite) Detrás Del Home Plate. El Área De Almuerzo Para Los Medios Está Localizada Dentro De La Sala De Prensa Principal Y Está Abierta Dos Horas Antes Del Juego. Bebidas Y Aperitivos Estarán Disponibles Durante Y Después Del Juego. El Costo Por Cada Comida Puede Ser Pagado Dentro Del Área De Almuerzo.

Código De Vestimenta: Major League Baseball Les Pide A Todos Los Miembros De La Prensa A Vestirse De Forma Profesional Y Apropriadamente Siguiendo El Código De Vestimenta Casual De Negocios. La Descripción Completa Del Código De Vestimenta Lo Podrá Encontrar En El Sitio www.mlbpressbox.com.

Media Dress Code: Major League Baseball Requests Members Of The Media Covering Games To Dress In An Appropriate And Professional Manner. And Mlb Expects Members Of The Media To Adhere To A Business Casual Dress Code. A Full Description Of Mlb's Media Dress Code Can Be Found At www.mlbpressbox.com.

Autograph Policy: Credentialed Members Of The Media Are Prohibited From Requesting Autographs At Any Time On The Field Or In The Clubhouse. Violation Of This Rule Will Result In Immediate Credential Revocation.

Media Materials: Lineup Cards Will Be Available In The Vin Scully Press Box Prior To Game Time. All Other Media Information Will Be Posted To Dodgerspressbox.com (Login: Media@Ladodgers.com Password: Dodgers) And Emailed To Registered Media Members.

Photographers: Photo Wells Are Located At Each End Of The Home And Visiting Dugouts And Photographers Who Wish To Shoot From The Photo Wells Must Receive Approval From A Member Of The Dodgers' Public Relations Staff Or A Team Photographer In Advance. Special Arrangements For Use Of The Press Box Level Positions Or Other Photographer Locations Can Be Made By Contacting The Public Relations Department In Advance. It Is Permissible To Move Between Wells During Inning Breaks In A Timely Fashion. Respect For The Players, Coaches And On-Field Personnel Must Be Observed At All Times. Shooting Down The Dodger Tunnel From The Dugout Is Not Allowed. Still Photography, Including With Cell Phones Or Mobile Devices, Is Not Allowed In Either Clubhouse Unless Authorized By The Public Relations Department Of Each Club.

Live Transmission: Non-Rightsholders Are Permitted To Transmit Live Reports Prior To And After Games At Dodger Stadium. Live Transmissions Must Be Cleared Ahead Of Time By The Dodgers' Public Relations Department At (323) 224-1301 And All Truck Parking And Equipment Requirements, Including Park And Power Fees, Should Be Arranged In Advance By Contacting Brandib@Ladodgers.com. All Television Live Shots Must Be Done In Designated Areas. Live Shots Will Not Be Permitted From The Clubhouse. Live Television Reports By Non-Rightsholders Are Prohibited While The Rightsholder Is On The Air Or The Game Is In Progress.

Disabled Access: The Media Parking Lot And Press Box Are Equipped For Disabled Media Members. For Press Box Access, Take The Elevator To Level 5, For Field And Clubhouse Access, Take The Elevator To Level 1. Turn Left To Enter The Dodgers' Clubhouse. To Access The Field, Enter The Dugout Club On Level 1. The Ushers Will Direct Media To The Lift Allowing Entrance To The Field.

Poliza De Autografos: Se Les Prohibe A Los Miembros De La Prensa Con Credencial A Pedir Autógrafos En El Terreno De Juego O En La Casa Club. La Violación De Esta Regla Resultará En La Revocación De La Credencial.

Materiales De Prensa: Cartas De Alineación Estarán Disponible En La Sala De Prensa Vin Scully Antes Del Juego. Cualquier Otra Información Estará Disponible En Dodgerspressbox.com (Usuario: Media@Ladodgers.com; Contraseña: Dodgers) Y Será Enviada Por Correo Electrónico A Miembros Registrados De La Prensa.

Fotografos: Las Áreas De Fotografos Están Localizadas Al Final Del Dugout De Casa Y Visitantes Y Los Fotografos Que Gusten Tomar Fotos Durante El Juego Tendrán Que Recibir Permiso Con Anticipo De Parte De Un Miembro Del Departamento De Relaciones Públicas O Del Fotógrafo Oficial Del Equipo. Para Recibir Permisos Especiales Para Fotografar El Juego Desde La Sala De Prensa U Otras Localidades, Favor De Contactarse Con La Oficina De Relaciones Públicas. Se Permitirá Moverse Entre Localidades Entre Entradas Dentro De Un Tiempo Reasonable. Se Les Pide Que Respeten A Los Jugadores, Coaches Y Todos Los Empleados Dentro Del Campo En Cada Momento. No Es Permitted Fotografar, Incluyendo Con Celular O Dispositivo Móvil, Dentro De La Casa Club, Excepto Si Ha Recibido Permiso Por Parte Del Departamento De Relaciones Públicas De Ambos Equipos.

Transmisión En Vivo: Miembros De La Prensa Sin Derechos De Transmisión Podrán Transmittir Reportajes En Vivo Antes Y Después Del Juego En El Estadio De Los Dodgers. Se Requiere El Permiso Con Anticipo Para Realizar Transmisiones En Vivo Por Parte Del Departamento De Relaciones Públicas De Los Dodgers Llamando Al (323) 224-1301. Para Más Información Con Respecto A Estacionamientos Para Camiones De Transmisión Y Requerimientos De Equipaje, Incluyendo Cuotas De Estacionamiento Y Electricidad, Favor De Contactarse Con Anticipo A Brandib@Ladodgers.com. Todas Las Transmisiones De Televisión En Vivo Serán Realizadas En Áreas Designada. No Se Permiten Transmisiones En Vivo Desde La Casa Club. Transmisiones En Vivo Por Parte De Medios Sin Los Derechos De Transmisión Están Prohibidas Durante El Juego.

Acceso Para Incapacitados: El Estacionamiento De Medios Y La Sala De Prensa Están Equipadas Para Acomodar A Personas Con Discapacidades. Para Entrar A La Sala De Prensa, Tome El Elevador Al Quinto Piso. Para Llegar Al Campo O Casa Club, Seleccione El Piso 1 En El Elevador. Para Llegar A La Casa Club, Diríjase A La Izquierda. Para Entrar Al Campo, Pase Al "Dugout Club" En El Piso 1. Los Empleados Del Estadio Facilitarán El Acceso Al Campo Usando El Equipo Necesario.



Jaime Jarrín

Hall of Fame Broadcaster

Jaime Jarrín, “the Spanish voice of the Dodgers” and one of the most recognizable voices in all of sports broadcasting, has been calling Dodger games since 1959, entering his 62nd season with the club in 2020. In 2018, the Hall of Famer became just the 12th Dodger to be added to the club’s Ring of Honor, joining other franchise icons in having his name permanently affixed to Dodger Stadium.

Jarrín has called three perfect games (Sandy Koufax in 1965, Tom Browning in 1988 and Dennis Martínez in 1991) and 22 no-hitters, 29 World Series and 30 All-Star games during his decorated career. In 1998, he was inducted into the National Baseball Hall of Fame in Cooperstown, NY as the recipient of the Ford C. Frick Award and became only the second Spanish-language announcer to achieve that honor, joining Buck Canel. In the 2005 book “Voices of Summer,” Jarrín was named as baseball’s all-time best Spanish-language broadcaster.

The Quito, Ecuador native began working for HCJB in his home country when he was 16 years old and went on to become the announcer for the National Congress of Ecuador, while studying philosophy, letters, journalism and broadcasting at Central University of Ecuador in Quito. Following his graduation, Jarrín hoped to continue his broadcasting career in the United States, arriving on June 24, 1955, and at the time, he had never seen a baseball game. His first experience with baseball was watching the Dodgers on a televised broadcast of the 1955 World Series against the Yankees, and he soon began attending minor league games in Los Angeles at Gilmore Field and Wrigley Field to learn the game. Jarrín was hired as an announcer at KWKW and soon after, the Dodgers moved to Los Angeles. Jarrín was given one year to prepare to become a baseball broadcaster by William Beaton, the station manager at KWKW.

During his first six years with the Dodgers, Jarrín and his partner would recreate games in the studio while listening to the English radio broadcast. Starting in 1965, Jarrín took the Dodgers’ Spanish-language radio broadcast on the road, making every stop with the Dodgers, and rose to become the club’s No. 1 Spanish-language broadcaster in 1973. From 1962-84, Jarrín called nearly 4,000 games - spanning 22 seasons - without missing a contest, before the streak was broken in 1984, when he took charge of all the Spanish-language radio coverage and production for the Los Angeles Olympic Games. On August 23, 2009, Jarrín once again made history and served as the play-by-play announcer in the first-ever regular season, dedicated, Spanish-language telecast of a Dodger game.

Jarrín also worked on international news broadcasts including the funeral of President John F. Kennedy, Pope John Paul II’s visit to the U.S. and several meetings between foreign leaders and Presidents Richard Nixon and Lyndon B. Johnson. He has called more than 30 world championship boxing title bouts for radio and TV stations in Latin America including the Thrilla in Manila between Muhammad Ali and Joe Frazier.

Jarrín received a star on the Hollywood Walk of Fame - dedicated in September 1998 - and is a member of both the California Broadcasters’ Association Halls of Fame and the Southern California Sports Broadcasters’ Association, which awarded him the organization’s Vin Scully Lifetime Achievement Award in 2019. His other major honors include La Gran Cruz al Merito en El Grado de Comendador received in Ecuador in January 1992, being honored by the American Federation of Television and Radio Artists (AFTRA) Foundation with an AFTRA Media and Entertainment Excellence Award in 2011 and earning Hall of Fame recognition by the Associated Press Television-Radio Association (APTRA) in 2011. This past January, Jarrín was featured in the 2020 Rose Parade as an honored guest of the Pasadena Tournament of Roses, embodying the theme of “The Power of Hope.”

Jarrín resides in San Marino and has two sons, Mauricio and Jorge, who calls Dodger games on Spanish radio alongside his father. The 2020 season will mark the fifth season of the father-son combination of Jorge and Jaime Jarrín calling games together, with the duo forming the only father-son broadcasting team in MLB Spanish-language radio. In memory of his late wife, Blanca, who passed away in 2019, the Jarrín Family launched The Jaime and Blanca Jarrín Foundation, which serves and supports charitable, educational and athletic programs in the Los Angeles area as well as internationally.



Joe Davis

Broadcaster

Joe Davis enters his fifth year as a member of the Dodger broadcast team on SportsNet LA. Davis, 32, has been calling play-by-play on Fox Sports’ national coverage of college football, Major League Baseball and college basketball since 2014 and continues to do so while in his role with the Dodgers.

Davis attended Beloit (Wis.) College, where he was a four-year letter winner and two-time captain of the school’s football team, as well as earning a B.A. degree in communications with a minor in journalism. During the football off-seasons, Davis assumed play-by-play duties for the school’s athletic department, announcing baseball and men’s and women’s basketball games on local radio and television and served as the voice of Buccaneer spring sports for his final three years on campus before graduating in 2010.

Prior to his senior year of college, Davis secured a summer job with the Schaumburg Flyers baseball team of the independent Northern League, serving as the team’s play-by-play voice and media relations director. He then moved on to the Montgomery (Ala.) Biscuits, the Double-A affiliate of the Tampa Bay Rays, and was named Southern League Broadcaster of the Year in 2012. While in Montgomery, Davis also worked for the Baylor Independent Sports Properties Network and Comcast Sports Southeast, where he called play-by-play for college football, basketball and baseball.

In July 2012, Davis made the jump to national television at the age of 24, joining ESPN as an announcer for college baseball, basketball, football, hockey and softball and also appeared in spot duty for Major League Baseball on ESPN radio.

Davis resides in South Pasadena with his wife Libby, daughter Charlotte and son Blake.



Nomar Garciaparra

Broadcaster

Nomar Garciaparra begins his seventh season behind the microphone for the Dodgers, serving as an analyst for SportsNet LA's game broadcast and pre-and-post game telecasts.

A native of Whittier, CA, and a graduate of Bellflower's St. John Bosco High School, Garciaparra played 14 seasons in the Major Leagues with the Red Sox, Cubs, Dodgers and A's, posting a .313 batting average with 229 home runs and 936 RBI. He was the AL Rookie

of the Year in 1997; American League batting champion in 1999 and 2000; National League Comeback Player of the Year with the Dodgers in 2006; a six-time MLB All-Star; and won a Silver Slugger Award.

Garciaparra attended Georgia Tech and was a first-round pick of the Red Sox in 1994. He made his MLB debut in 1996 and as a rookie with the Red Sox in 1997, Garciaparra hit 30 home runs and had 98 RBI, setting a MLB record for RBI by a leadoff hitter and most homers by a rookie shortstop.

Garciaparra played three seasons with the Dodgers in 2006-08, earning an All-Star selection at first base and helping the team reach the postseason in 2006. After playing with Oakland in 2009, Garciaparra signed a one-day contract with Boston in 2010 to retire as a member of the Red Sox. In 2014, Garciaparra was inducted into both the Boston Red Sox Hall of Fame and the Latino Baseball Hall of Fame in the Dominican Republic.

Following the end of his playing career, Garciaparra worked at ESPN, appearing on Baseball Tonight, MLB game telecasts as well as the network's coverage of the College World Series and the Little League World Series from 2011-13.

Garciaparra was a member of the 1992 U.S. Olympic baseball team and his wife, Olympian and World Cup soccer champion Mia Hamm, played on the 1996, 2000 and 2004 women's Olympic soccer team. The couple married in 2003, and have twin girls, Grace and Ava, and a son, Garrett. Both Garciaparra and Hamm are among the investors in Major League Soccer's Los Angeles FC.



Orel Hershiser

Broadcaster

Dodger great and Emmy Award-winning broadcaster Orel Hershiser enters his seventh season as a color commentator and analyst for the Dodgers on SportsNet LA.

Hershiser, who has been recognized by the Southern California Sports Broadcasters Association for his work as an analyst on both the game broadcast and the Dodgers' pre and post game telecasts, previously was behind the microphone at ESPN from 2006-13 as a color analyst for their Baseball Tonight, Sunday Night Baseball, College World Series and

Little League World Series programming.

The three-time All-Star right-hander played 18 seasons in the Majors, including 13 with the Dodgers, who he helped lead to a 1988 World Championship. That year, Hershiser led the National League in wins (23), innings (267), shutouts (8) and complete games (15) en route to a Cy Young Award, and set the all-time mark with a record 59 consecutive scoreless innings (Aug. 30-Sept. 28). He established his place in Dodger lore with a dominant 1988 Postseason, when he earned both NLCS and World Series MVP honors, and became the only player in history to win those honors in addition to the Cy Young Award in the same season. He later received both The Sporting News Pitcher of the Year and Sports Illustrated Sportsman of the Year awards for his brilliant 1988 season.

Hershiser attended and played baseball at Bowling Green (OH) State University and was drafted in the 17th round by the Dodgers in the 1979 Major League First-Year Player Draft. It was during a game in his rookie year of 1984, that Hershiser was nicknamed "Bulldog" in an effort by Dodgers Hall of Fame manager Tommy Lasorda to get Hershiser to adopt a tougher attitude on the mound.

After finishing his playing career with the Dodgers in 2000 and briefly working for the team, he joined the Rangers as a special assistant to General Manager John Hart in the fall of 2001. He was named the Rangers' pitching coach in 2002 and after the 2005 season he became Executive Director of the Rangers.

He has co-authored or authored two books: *Out of the Blue* and *Between the Lines: Nine Things Baseball Taught Me About Life*. Hershiser has two sons, Quinton and Jordan, and two stepchildren, Spencer and Sloane. He and his wife Dana reside in Las Vegas.



Jorge Jarrín

Broadcaster

Jorge Jarrín enters his eighth season as a member of the Dodgers' broadcast team, having called games in Spanish on both radio and television. The 2020 season will mark his fifth year calling games on the radio alongside his father and Hall of Famer Jaime Jarrín, with the duo forming the only father-son broadcasting team in MLB Spanish-language radio, after previously handling play-by-play duties on the Dodgers' Spanish television broadcast for three years. In 2016, Jarrín was recognized by the Southern California Sports Broadcasters Association as the top Spanish-language radio analyst in Los Angeles.

In addition to his broadcasting duties, from 2004-2014, Jarrín served as the Dodgers' Manager of Radio Broadcast Sales and Hispanic Initiatives. In that capacity, he oversaw the Spanish-language radio broadcast, expanded the Dodger Spanish radio network and consulted on the Dodgers' Latino marketing initiatives.

Jarrín served as KABC Talk Radio's "Captain Jorge" covering traffic from Jet Copter 790 from 1985 to 2011. In 2001 and 2002 Jarrín was teamed with Jose Mota to form DIRECTV's "Major League Baseball Game of the Week" broadcast team to all of Latin America. Also during this period, he filled in as a sports anchor on the KTLA News at 10:00 p.m.

The Associated Press of California honored Jarrín with four awards for his work in reporting the Los Angeles riots following the verdict of the LAPD/Rodney King trial. Additionally, the Associated Press also honored the Dodger broadcaster with an award for his live coverage of a Highway Patrol pursuit and hostage situation. Jarrín also won a coveted Radio and TV News Association Golden Mike Award in 1993 for "Best Coverage of a Late Breaking News Story"

Jorge and his wife Maggie, who met at Dodger Stadium, reside in San Marino and have three sons: Andrew, Phillip and Stefan, who was drafted and signed by the Dodgers in 2011.



Rick Monday

Broadcaster

Former Dodger outfielder and two-time Major League All-Star, Rick Monday is in his 27th season as a Dodger broadcaster and 35th season overall with the organization, including eight as a player.

Monday, who joined the Dodgers' broadcast team in 1993, began his broadcasting career as a sports anchor on KTTV in Los Angeles in 1985, while also calling play-by-play and hosting the pregame show for Dodger games on DodgerVision and Z Channel. He was nominated for an Emmy as host of the Dodgers' pregame show on KTTV's "Dodger Central" in 1988 and he earned an Emmy for Live Sports Coverage in 2001. Monday has also called games for the College World Series and the Padres.

A star at Arizona State University, Monday led the Sun Devils to the 1965 College World Series Championship and earned All-American and College Player of the Year honors before the Kansas City Athletics made him the first player ever selected in the Major League First-Year Player Draft in 1965. He was inducted into the ASU Hall of Fame in 1975 and the College Baseball Hall of Fame in 2016.

Monday made his Major League debut in 1966 and, after spending six seasons with the Athletics and five seasons with the Cubs, Monday came to the Dodgers as part of a five-player trade in 1977. He played eight seasons in L.A., and propelled the Dodgers to the 1981 World Series with a dramatic, game-winning home run in the winner-take-all Game 5 of the NLCS at Montreal. Overall, Monday compiled a .264 career batting average with 241 home runs and 775 RBI in 19 big-league seasons, while helping the Dodgers win a World Championship in 1981 and three NL pennants (1977, 1978, 1981).

Monday and his wife, Barbaralee, who make regular visits to various veteran's hospitals throughout the year, reside in Vero Beach during the offseason.



Tim Neverett

Broadcaster

Tim Neverett enters his second season as a member of the Dodgers' broadcast team, and will continue to handle play-by-play duties for a select number of games on both television and radio.

Neverett previously served as the radio play-by-play voice of the Boston Red Sox for three seasons (2016-18) following a seven-year stint as the radio and television play-by-play announcer for the Pittsburgh Pirates. Before joining the Pirates, Neverett spent four years working for FSN Rocky Mountain, including as a studio host for Colorado Rockies games during the 2008 season. He also served the network as a play-by-play announcer for Rockies games, college football, basketball, hockey, lacrosse, arena football, and track and field. In addition, Neverett hosted talk shows for both the nationally syndicated Sporting News Radio Network and ESPN 560 in Denver, Colorado, where he was named the 2005 Best Radio Sports-Talk Host by Westword magazine. Prior to his time in Denver, Neverett lived in Las Vegas, calling games on radio and TV for the Padres' and Dodgers' Triple-A teams as well as Las Vegas' International Hockey League team and the UNLV baseball and football teams. Neverett, who began his broadcasting career in 1985 with Pittsburgh's Double-A affiliate Nashua, also called baseball, softball, basketball, and soccer as well as hockey and skiing during four Olympic Games from 2002-2008.

Neverett played college baseball at Emerson College in Boston, and he and his wife Jessica have three sons: Matthew, Kyle and Drew.



Alanna Rizzo

Broadcaster

Alanna Rizzo enters her seventh season as a member of the Dodger broadcast team, where she serves as SportsNet LA's in-game reporter and also hosts the pre- and post-game shows.

Rizzo is a nationally recognized television sports journalist, reporter and studio host, and was honored by the Southern California Sports Broadcasters Association as the top sports television reporter in Los Angeles in 2019. A six-time regional Emmy Award winner, Rizzo has been covering professional and collegiate sports for more than 15 years. Before coming to Los Angeles, Rizzo was seen on MLB Network, where she appeared across all of the network's studio programming, including "Intentional Talk" and "Quick Pitch", as well as reporting from the Major League Baseball All-Star Game Red Carpet, the MLB Postseason and the World Baseball Classic.

Previously, Rizzo was with ROOT Sports Rocky Mountain in Denver working as a sideline reporter and host for the Colorado Rockies, University of Colorado and University of Denver broadcasts. She graduated from the University of Colorado at Boulder where she earned an M.A. in Broadcast Journalism.

A passionate animal-rights advocate, Rizzo founded the non-profit Guidry's Guardian Foundation in 2019 to make a difference for every dog in need and help greatly reduce the number of dogs on the streets and in shelters.



Charley Steiner

Broadcaster

Five-time Emmy Award-winner and National Radio Hall of Famer Charley Steiner enters his 16th season as an announcer for the Dodgers, handling play-by-play duties for the club's radio broadcast on AM 570.

Before joining the Dodgers, Steiner broadcast three years for the New York Yankees on WCBS Radio and the YES Network. Prior to his seasons with the Yankees, Steiner spent 14 years at ESPN, where his responsibilities ranged from anchoring SportsCenter to working play-by-play for Major League Baseball and Saturday Primetime Football. He served as SportsCenter's primary boxing reporter/analyst and also contributed to the Emmy and CableACE Award-winning Outside the Lines series. Steiner also called the 2006 and 2013 World Baseball Classics for XM Radio and MLB International, respectively, and broadcast MLB games live from seven different countries.

Steiner graduated from Bradley University, where the School of Sports Communication has been named in his honor. Currently there are 120 majors at the Steiner School, in radio and television broadcasting, journalism, production, direction, ethics, media relations, digital, and sales. Steiner, who was inducted into the Bradley's Sports Hall of Fame in 1995, also established the Charles H. Steiner Endowed Scholarship, which is given annually to Bradley broadcasting majors.

He began his professional broadcasting career in 1969 at WIRL Radio in Peoria, Illinois as a newscaster, and made career stops in Davenport, New Haven, Hartford and Cleveland before returning to his native New York, where he was the morning sportscaster on WOR radio, while serving as sports director for the RKO Radio Network. In addition, Steiner called the play-by-play for the USFL New Jersey Generals and, later, for the New York Jets on WABC radio.



Pepe Yñiguez

Broadcaster

Pepe Yñiguez begins his sixth year calling games in Spanish on SportsNet LA and his 24th season overall as a Dodger broadcaster after joining the club in 1997.

Yñiguez also previously hosted the Dodgers' pre and post-game shows, "Hablando con los Dodgers," in 1993 and covered select Spanish-language broadcasting assignments for the club in 1997 before joining the team full-time in 1999. Additionally, Yñiguez contributes to the Dodgers' Latino marketing and radio sales efforts in recording promotional ads for

Dodger sponsors that air on Univision America KTNQ 1020 AM.

Starting in 1992, Yñiguez broadcasted numerous events for FOX Sports International, including every World Series from 1997-2005. In 1997, he called the All-Star Game at Jacobs Field in Cleveland alongside Tito Fuentes and Dennis Martinez. He has also broadcasted the annual Caribbean Series.

From 1993-95, Yñiguez served as the color commentator for Los Angeles Raiders broadcasts. During past offseasons, he also hosted "Central Deportiva," a weekly sports talk show airing Sunday afternoons, on KWKW in Los Angeles.

Yñiguez resides with his wife Rafaela in La Habra, and has four kids, Edgar, Alenrry, Karissa and Jaquely.



Fernando Valenzuela

Broadcaster

Fernando Valenzuela, legendary Dodger and 17-year Major League veteran, enters his sixth season calling games on SportsNet LA in Spanish and his 18th season as a Dodger broadcaster.

In 17 big league seasons, Valenzuela compiled a 173-153 record and a 3.54 ERA with the Dodgers, Angels, Orioles, Phillies, Padres and Cardinals, earning six All-Star selections and tossing a no-hitter on June 29, 1990 against the Cardinals. The Sonora, Mexico native has

been inducted to numerous Hall of Fames, including the Hispanic Heritage Baseball Museum and Caribbean Baseball Hall of Fame.

Valenzuela was a late-season call-up in 1980, but his legend grew as the Dodgers' emergency starter on Opening Day, 1981, when he hurled a 2-0 shutout over the Houston Astros. Valenzuela won his first eight starts that season, including five shutouts and a rookie-record string of 35.0 consecutive scoreless innings, with his improbable success sparking "Fernandomania," as fans flocked to see him pitch – both home and road – and baffle hitters with his signature screwball. Valenzuela, who started the 1981 All-Star Game, became the first player in MLB history to be named Rookie of the Year and win a Cy Young Award in the same season, while leading the Dodgers to a World Championship.

Valenzuela supports the club's community and Latino initiatives, and as a result of his continued community involvement, the Reviving Baseball in Inncities Program (RBI) honored him with a Lifetime Achievement in 2007.

Valenzuela and his wife Linda reside in Los Angeles and have four children, Ricky, Fernando Jr., Linda and Maria Fernanda.



John Hartung
SPORTSNET LA



Jerry Hairston Jr.
SPORTSNET LA



Ned Colletti
SPORTSNET LA



Chase Utley
SPORTSNET LA



David Vassegh
AM 570/SNLA



Tim Cates
AM 570

Dodger Broadcasters Through The Years

| ENGLISH BROADCASTERS | | SPANISH BROADCASTERS | |
|----------------------|---|----------------------|---|
| Year | Broadcasters | Year | Broadcasters |
| 1939-41 1942 | Red Barber, Al Helfer Red Barber, Alan Hale | 1954-57 1958 | Buck Canel Rene Cardenas, Miguel Alonzo, Milt Nava |
| 1943-47 1948-49 | Red Barber, Connie Desmond Red Barber, Connie Desmond, Ernie Harwell | 1959-61 | Rene Cardenas, Jaime Jarrin, Miguel Alonzo |
| 1950-53 | Red Barber, Connie Desmond, Vin Scully | 1962-72 | Jose Garcia, Jaime Jarrin |
| 1954-55 | Vin Scully, Connie Desmond, Andre Baruch | 1973-81 | Jaime Jarrin, Rudy Hoyos |
| 1956 | Vin Scully, Connie Desmond, Al Helfer, Jerry Doggett | 1982-89 | Jaime Jarrin, Rene Cardenas, Jaime Jarrin, Rene Cardenas, Tito Rondon |
| 1957 | Vin Scully, Al Helfer, Jerry Doggett | 1991-97 | Jaime Jarrin, Rene Cardenas |
| 1958-76 1977-87 | Vin Scully, Jerry Doggett Vin Scully, Jerry Doggett, Ross Porter | 1998 | Jaime Jarrin, Rene Cardenas, Pepe Yñiguez |
| 1988-93 | Vin Scully, Don Drysdale, Ross Porter | 1999-2002 | Jaime Jarrin, Pepe Yñiguez |
| 1993-2004 | Vin Scully, Ross Porter, Rick Monday | 2003-2009 | Jaime Jarrin, Pepe Yñiguez, Fernando Valenzuela |
| 2005 | Vin Scully, Rick Monday, Charley Steiner, Al Downing Steve Lyons | 2010-2011 | Jaime Jarrin, Pepe Yñiguez, Fernando Valenzuela, Manny Mota |
| 2006-2008 | Vin Scully, Rick Monday, Charley Steiner, Steve Lyons, Jerry Reuss | 2012-present | Fernando Valenzuela, Jorge Jarrin |
| 2009-2013 | Vin Scully, Rick Monday, Steve Lyons Charley Steiner, Eric Collins | | |
| 2014-15 | Vin Scully, Rick Monday, Charley Steiner, Kevin Kennedy Nomar Garciaparra, Orel Hershiser, Alanna Rizzo | | |
| 2016 | Vin Scully, Rick Monday, Charley Steiner, Kevin Kennedy Nomar Garciaparra, Orel Hershiser, Alanna Rizzo, Joe Davis | | |
| 2017-18 | Rick Monday, Charley Steiner, Joe Davis, Orel Hershiser, Alanna Rizzo, Nomar Garciaparra, Kevin Kennedy | | |
| 2019-present | Rick Monday, Charley Steiner, Joe Davis, Orel Hershiser, Alanna Rizzo, Nomar Garciaparra, Tim Neverett | | |

Dodgers Radio Network

| Station | On Dial | City | Station | On Dial | City |
|---------|---------|---------------------------------|---------|-----------|--------------------|
| KLAC | 570 | Los Angeles | KZER* | 1250 | Santa Barbara, CA |
| KTNQ* | 1020 | Los Angeles | KHTS | 98.1/1220 | Santa Clarita, CA |
| KMPC#+ | 1540 | Los Angeles | KSBQ* | 1480 | Santa Maria, CA |
| KQTM-FM | 101.7 | Albuquerque, NM | KVEN | 1450 | Ventura/Oxnard, CA |
| KHTY | 970 | Bakersfield, CA | KOXR* | 910 | Ventura/Oxnard, CA |
| KXTT* | 94.9 | Bakersfield, CA | | | |
| KTBW* | 104.5 | Barstow, CA | | | |
| KBOV | 1230 | Bishop, CA | | | |
| KCBL | 1340 | Fresno, CA | | | |
| KYVA | 1230 | Gallup, NM | | | |
| KIKI | 990 | Honolulu, HI | | | |
| KAVL | 610 | Lancaster/Palmdale, CA | | | |
| KXST | 1140 | Las Vegas, NV | | | |
| KKUU | 103.9 | Palm Springs, CA | | | |
| KPWK | 1350 | Riverside, CA | | | |
| KCAL* | 1410 | Riverside/San Bernardino, CA | | | |
| KXTK | 1280 | San Luis Obispo/Santa Maria, CA | | | |
| WSTA | 1340 | St. Thomas, VI | | | |

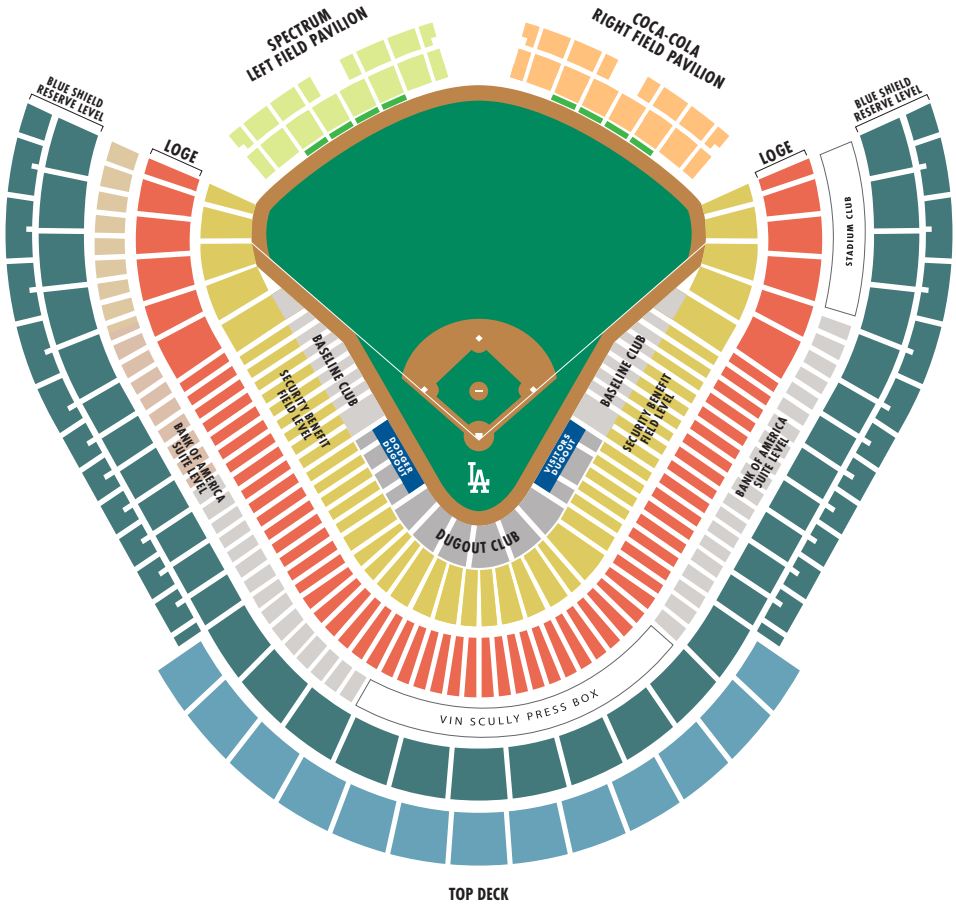
* Spanish + Selected Games # Korean

All games may be heard on the Dodgers' radio home, AM 570 LA SPORTS (English), Univision Radio 1020 KTNQ AM (Spanish) and the Dodgers Radio Network. Listings as of Feb. 15, 2020.

Dodgers Media Partners



Dodger Stadium Seating Diagram



Pre-Game Times At Dodger Stadium

| | | | | |
|----------------------------------|---------------------------|---------------------------|-------------------------|-------------------------|
| Game Time | 12:10 p.m. | 1:10 p.m. | 6:10 p.m. | 7:10 p.m. |
| Auto Gates Open | 10:10 a.m. | 11:10 a.m. | 4:10 p.m. | 5:10 p.m. |
| Stadium Gates Open | 10:40 a.m. | 11:40 a.m. | 4:40 p.m. | 5:40 p.m. |
| Dodger Batting Practice | 9:20 a.m.- 10:45 a.m. | 10:20 a.m.- 11:45 a.m. | 3:20 p.m.- 4:45 p.m. | 4:20 p.m.- 5:45 p.m. |
| Visiting Batting Practice | 10:46 a.m.- 11:25 a.m. | 11:46 a.m.- 12:25 p.m. | 4:46 p.m.- 5:25 p.m. | 5:46 p.m.- 6:25 p.m. |
| First Pitch | 12:10 p.m. | 1:10 p.m. | 6:10 p.m. | 7:10 p.m. |

2020 Promotion Schedule

DATE GIVEAWAY / PROMOTION

| | |
|------|--|
| 3/26 | OPENING DAY |
| 3/28 | MAX MUNCY BOBBLEHEAD presented by Bank of America |
| 3/30 | CODY BELLINGER MVP BOBBLEHEAD presented by Bank of America |
| 4/1 | ZIP-UP HOODED SWEATSHIRT presented by Bank of America |
| 4/11 | DON DRYSDALE BOBBLEHEAD |
| 4/15 | JACKIE ROBINSON JERSEY presented by UCLA Health |
| 4/16 | \$1 DODGER DOG NIGHT |
| 4/18 | SHORT-SLEEVE HOODED T-SHIRT presented by San Manuel Casino |
| 4/29 | JUSTIN TURNER BOBBLEHEAD presented by Spectrum |
| 5/5 | FERNANDO VALENZUELA BOBBLEHEAD presented by ampm |
| 5/9 | DODGER CAP presented by Q Cells |
| 5/18 | DODGER JERSEY |
| 5/20 | WALKER BUEHLER BOBBLEHEAD presented by 76 |
| 5/23 | MAURY WILLS BOBBLEHEAD & LEGENDS OF DODGER BASEBALL CEREMONY ALUMNI WEEKEND presented by Bank of America |
| 6/4 | BOBBLEHEAD |
| 6/4 | DODGER T-SHIRT |
| 6/18 | BOBBLEHEAD |

DATE GIVEAWAY / PROMOTION

| | |
|------|--|
| 6/20 | BOBBLEHEAD |
| 7/1 | \$1 DODGER DOG NIGHT |
| 7/2 | BOBBLEHEAD |
| 7/16 | VIN SCULLY BOBBLEHEAD presented by 76 |
| 7/21 | BOBBLEHEAD |
| 8/5 | BOBBLEHEAD |
| 8/8 | BOBBLEHEAD |
| 8/15 | BOBBLEHEAD |
| 8/27 | BOBBLEHEAD |
| 9/16 | BOBBLEHEAD |
| 8/22 | BOBBLEHEAD |
| 9/20 | LA GRAN FIESTA VIVA LOS DODGERS presented by Budweiser, Coca-Cola & Spectrum |
| | FAN APPRECIATION DAY |



Presented by Denny's

AFTER EVERY FRIDAY NIGHT HOME GAME!



Presented by Spectrum and Coca-Cola

SCHEDULED ON THE LAST SUNDAY OF THE MONTH TWO HOURS PRIOR TO THE GAME.



AFTER EVERY SUNDAY DAY GAME!

RED=EVENT BLUE=GIVEAWAY ITEM

SCHEDULE SUBJECT TO CHANGE WITHOUT NOTICE. Giveaways are limited to the first 40,000 ticketed fans in attendance while supplies last at guest's point of entry
DODGERS.COM/PROMOTIONS for details and restrictions. *Special ticket required

*First 12,000 ticketed kids 14 & under in attendance



LOS ANGELES DODGERS 2020 HOME/AWAY SCHEDULE

Current as of 12/4/19

MARCH/APRIL

| SUN | MON | TUES | WED | THURS | FRI | SAT |
|------------------|----------------|----------------|----------------|------------------|----------------|----------------|
| | | | | 26 1:10 SF | 27 7:10 SF | 28 6:10 SF |
| 29 | 30 7:10 COL | 31 7:10 COL | 1 12:10 COL | 2 | 3 1:35 SF | 4 TBD |
| 5 1:05 SF | 6 4:45 STL | 7 4:45 STL | 8 4:45 STL | 9 10:15a STL | 10 7:10 WSH | 11 6:10 WSH |
| 12 1:10 WSH | 13 | 14 7:10 STL | 15 7:10 STL | 16 7:10 STL | 17 7:10 PIT | 18 6:10 PIT |
| 19 1:10 PIT | 20 | 21 4:05 WSH | 22 4:05 WSH | 23 10:05a WSH | 24 4:05 PIT | 25 4:05 PIT |
| 26 10:35a PIT | 27 | 28 7:10 MIN | 29 7:10 MIN | 30 | | |

JULY

| SUN | MON | TUES | WED | THURS | FRI | SAT |
|------------------|----------------|-----------------------|------------------|----------------|----------------|----------------|
| | | | 1 7:10 CIN | 2 7:10 CIN | 3 7:10 MIA | 4 7:10 MIA |
| 5 1:10 MIA | 6 | 7 7:10 SD | 8 7:10 SD | 9 6:10 SD | 10 7:07 LAA | 11 7:07 LAA |
| 12 | 13 | 14 7:10 ASG PIT | 15 | 16 TBD SF | 17 7:10 SF | 18 6:10 SF |
| 19 1:10 SF | 20 7:10 MIL | 21 7:10 MIL | 22 12:10 MIL | 23 | 24 4:10 MIA | 25 3:10 MIA |
| 26 10:10a MIA | 27 3:10 MIA | 28 5:10 MIN | 29 10:10a MIN | 30 6:40 ARI | 31 6:40 ARI | |

MAY

| SUN | MON | TUES | WED | THURS | FRI | SAT |
|------------------|-----------------|----------------|----------------|------------------|----------------|----------------|
| | | | | | 1 7:10 SD | 2 5:40 SD |
| 3 1:10 SD | 4 7:10 CHC | 5 7:10 CHC | 6 6:00 CHC | 7 | 8 7:10 SD | 9 6:10 SD |
| 10 1:10 SD | 11 | 12 4:05 PHI | 13 4:05 PHI | 14 10:05a PHI | 15 5:05 KC | 16 4:05 KC |
| 17 11:05a KC | 18 7:10 PHI | 19 7:10 PHI | 20 7:10 PHI | 21 | 22 7:10 CLE | 23 7:10 CLE |
| 24 1:10 CLE | 25 12:10 COL | 26 5:40 COL | 27 5:40 COL | 28 12:10 COL | 29 4:10 NYM | 30 1:10 NYM |
| 31 10:10a NYM | | | | | | |

AUGUST

| SUN | MON | TUES | WED | THURS | FRI | SAT |
|-----------------|----------------|----------------|----------------|------------------|----------------|----------------|
| | | | | | | 1 5:10 ARI |
| 2 1:10 ARI | 3 7:10 SD | 4 7:10 SD | 5 7:10 SD | 6 7:10 NYM | 7 7:10 NYM | 8 6:10 NYM |
| 9 1:10 NYM | 10 | 11 6:45 SF | 12 6:45 SF | 13 12:45 SF | 14 7:10 ARI | 15 6:10 ARI |
| 16 1:10 ARI | 17 5:05 CHC | 18 5:05 CHC | 19 5:05 CHC | 20 11:20a CHC | 21 5:40 COL | 22 5:10 COL |
| 23 12:10 COL | 24 | 25 7:10 LAA | 26 7:10 LAA | 27 7:10 SD | 28 7:10 SD | 29 6:10 SD |
| 30 1:10 SD | 31 | | | | | |

JUNE

| SUN | MON | TUES | WED | THURS | FRI | SAT |
|------------------|----------------|----------------|-----------------|-----------------|----------------|----------------|
| | 1 7:10 ATL | 2 7:10 ATL | 3 5:35 ATL | 4 7:10 COL | 5 7:10 COL | 6 7:10 COL |
| 7 1:10 COL | 8 | 9 4:10 CIN | 10 4:10 CIN | 11 9:35a CIN | 12 4:20 ATL | 13 1:10 ATL |
| 14 10:20a ATL | 15 7:10 ARI | 16 7:10 ARI | 17 7:10 ARI | 18 7:10 ARI | 19 7:10 DET | 20 7:10 DET |
| 21 1:10 DET | 22 6:40 ARI | 23 6:40 ARI | 24 12:40 ARI | 25 | 26 7:15 SF | 27 TBD SF |
| 28 1:05 SF | 29 7:10 CIN | 30 7:10 CIN | | | | |

SEPTEMBER

| SUN | MON | TUES | WED | THURS | FRI | SAT |
|-----------------|-----------------|----------------|----------------|------------------|----------------|----------------|
| | | 1 6:40 ARI | 2 6:40 ARI | 3 | 4 5:10 MIL | 5 4:10 MIL |
| 6 11:10a MIL | 7 11:10a MIL | 8 5:10 CWS | 9 5:10 CWS | 10 11:10a CWS | 11 7:10 ARI | 12 6:10 ARI |
| 13 1:10 ARI | 14 | 15 7:10 COL | 16 7:10 COL | 17 | 18 7:10 SF | 19 6:10 SF |
| 20 1:10 SF | 21 | 22 5:40 COL | 23 5:40 COL | 24 5:40 COL | 25 7:10 SD | 26 5:40 SD |
| 27 12:10 SD | 28 | 29 | 30 | | | |

Home

Away

TBD = To be determined. Schedule is preliminary — Dates, times and opponents are subject to change. All times are Pacific time.

DRINK RESPONSIBLY. © 2018 Anheuser-Busch, Budweiser® Lager Beer, St. Louis, MO
Major League Baseball trademarks and copyrights are used under permission of Major League Baseball Properties, Inc. Visit MLB.com



**LEGENDARY LAGER FOR
LEGENDARY MOMENTS.**

