



>>> SAN DIEGO PADRES <<<<  
**2020 MEDIA GUIDE**



The hometown team and their families rely on Petco to help keep their pets healthy and happy all season long.



**Fernando Tatis Jr.**  
Shortstop  
**#PadresPets**

# TABLE OF CONTENTS

## 2020 SAN DIEGO PADRES MEDIA GUIDE

<b>CLUB DIRECTORY</b> .....	2-4	Valdez, Dauris.....	210-211
Front Office.....	5	Valera, Breyvic.....	212-213
Ron Fowler.....	6	Valerio, Charlie.....	214-215
Peter Seidler.....	7	Vosler, Jason.....	216-217
Erik Greupner.....	8	Wilson, Steven.....	218-219
A.J. Preller.....	9	Wingenter, Trey.....	220-221
Executives.....	10-14	Yacabonis, Jimmy.....	222-223
.....		Yates, Kirby.....	224-227
<b>MANAGER AND STAFF</b> .....	17	<b>HISTORY AND RECORDS</b> .....	229
Jayce Tingler.....	18-19	Padres Hall of Fame.....	230-233
Coaching Staff.....	20-37	Padres Retired Numbers.....	234
UC San Diego Health.....	38	Padres in Cooperstown.....	235
<b>2020 SAN DIEGO PADRES</b> .....	39	Local Award Winners.....	236
Almonte, Abraham.....	40-41	National League Award Winners.....	237-238
Arias, Gabriel.....	42-43	Annual Standings and Home Attendance.....	239-242
Avila, Pedro.....	44-45	San Diego Rainouts and Delays.....	242
Bachar, Lake.....	46-47	Opening Day History.....	242-246
Baez, Michel.....	48-49	Annual Batting Totals.....	247
Barracough, Kyle.....	50-51	Annual Pitching Totals.....	248
Beckham, Gordon.....	52-55	Annual Batting Leaders.....	249-251
Bednar, David.....	56-57	Annual Pitching Leaders.....	252-254
Bolaños, Ronald.....	58-59	Career Batting Leaders.....	255
Campusano, Luis.....	60-61	Career Pitching Leaders.....	256
Castillo, Ivan.....	62-63	Single-Season Batting Leaders.....	257
Castillo, José.....	64-65	Single-Season Pitching Leaders.....	258
Cordero, Franchy.....	66-69	Low-Hit Games.....	259-260
Cronenworth, Jake.....	70-71	Home Run History.....	261
Davies, Zach.....	72-75	Single-Season Records.....	262-265
Diaz, Miguel.....	76-77	Single-Game Records.....	266-267
Dozier, Brian.....	78-81	Single-Inning Records.....	268
Eickhoff, Jerad.....	82-83	Doubleheader Records.....	268
Espinoza, Anderson.....	84-85	Consecutive Records.....	269-270
France, Ty.....	86-87	Rookie Records.....	270-271
Frankoff, Seth.....	88-89	Batting Records by Position.....	272
Garcia, Greg.....	90-91	Relief Pitching Records.....	273
Gettys, Michael.....	92-93	Last Time it Happened.....	274-275
Gore, MacKenzie.....	94-95	Padres in the Postseason.....	276-283
Grisham, Trent.....	96-97	Padres All-Time Roster.....	284-289
Guerra, Javy.....	98-99	<b>OPPONENTS</b> .....	291
Hedges, Austin.....	100-103	All-Time Record vs. Opponents.....	292
Hosmer, Eric.....	104-109	Annual Record vs. Opponents.....	293
Hu, Chih-Wei.....	110-111	Opponents.....	294-297
Johnson, Chase.....	112-113	<b>SCOUTING AND PLAYER DEVELOPMENT</b> .....	299
Johnson, Pierce.....	114-115	Player Development Staff and Scouts.....	300-306
Lagares, Juan.....	116-117	Minor League Award Winners.....	307-308
Lamet, Dinelson.....	118-119	Padres Affiliate History.....	309
Lawson, Reggie.....	120-121	El Paso Chihuahuas (Triple-A).....	310
Lucchesi, Joey.....	122-123	Amarillo Sod Poodles (Double-A).....	311
Machado, Manny.....	124-129	Lake Elsinore Storm (Advanced-A).....	312
Mejia, Francisco.....	130-133	Fort Wayne TinCaps (Single-A).....	313
Mejias-Brean, Seth.....	134-135	Tri-City Dust Devils (Short-A).....	314
Miller, Evan.....	136-137	AZL Padres 1 (Rookie).....	315
Miller, Owen.....	138-139	AZL Padres 2 (Rookie).....	316
Morejon, Adrian.....	140-141	DSL Padres (Rookie).....	317
Muñoz, Andres.....	142-143	Padres Dominican Republic Baseball Park.....	318
Myers, Wil.....	144-149	Spring Training.....	319
Naylor, Josh.....	150-151	All-Time Padres First-Round Draft Picks.....	320
Olivares, Edward.....	152-153	2020 Padres Minor League Players.....	322-356
Oña, Jorge.....	154-155	<b>PETCO PARK</b> .....	357
Paddack, Chris.....	156-157	Ground Rules.....	358
Pagán, Emilio.....	158-159	Park Information.....	359-364
Patiño, Luis.....	160-161	Brown Is Back.....	365
Perdomo, Luis.....	162-165	Petco Park Firsts.....	366
Pham, Tommy.....	166-169	Petco Park Statues.....	366
Pomeranz, Drew.....	170-173	<b>PADRES IN THE COMMUNITY</b> .....	367-372
Potts, Hudson.....	174-175	<b>MEDIA</b> .....	373
Profar, Jurickson.....	176-179	Padres Communications.....	374
Quantrill, Cal.....	180-181	Media.....	375
Quiroz, Esteban.....	182-183	Broadcasters.....	376-379
Radke, Travis.....	184-185		
Reyes, Gerardo.....	186-187		
Richards, Garrett.....	188-191		
Rivas, Webster.....	192-193		
Stammen, Craig.....	194-197		
Strahm, Matt.....	198-201		
Tatis Jr., Fernando.....	202-205		
Torrens, Luis.....	206-207		
Trammell, Taylor.....	208-209		

# FRONT OFFICE DIRECTORY

# PADRES

PETCO PARK - 100 PARK BLVD. - SAN DIEGO, CA 92101

## SENIOR EXECUTIVES

Executive Chairman	Ron Fowler
General Partner	Peter Seidler
President of Business Operations	Erik Greupner
Executive Vice President, General Manager	A.J. Preller
Senior Vice President, Ballpark Operations/General Manager Petco Park	Mark Guglielmo
Senior Vice President, Chief Marketing Officer	Wayne Partello
Senior Vice President, Chief Financial Officer	Ronda Sedillo
Senior Vice President, Community & Military Affairs	Tom Seidler
Senior Vice President, Corporate Partnerships	Sergio del Prado
Senior Vice President, General Counsel	Caroline Perry

## EXECUTIVE SUPPORT STAFF

Executive Assistant to the Executive Chairman	Katie Adamson
Executive Assistant to the General Partner	Taylor Peiton
Executive Assistant to the President of Business Operations	Virginia Schang
Executive Assistant to the Senior Vice President, Chief Financial Officer	Kim Romano

## ACCOUNTING AND FINANCE

Director, Accounting	Chris James
Senior Financial Analyst	Kara Vermeulen
Manager, Accounting	Devin Carr
Manager, Payroll	Jessica Anderson
Accountant, Ticketing & Special Events	Corey Bystedt
Staff Accountant	Jessica Cullen
Staff Accountant, Accounts Payable	Hannah King
Staff Accountant, Accounts Receivable	Donna Rey
Specialist, Payroll	Owen Hamel
Coordinator, Purchasing & Diverse Business Partner	Doris Middleton
Accounts Payable Specialist	Romana Kenny

## BALLPARK MANAGEMENT

Senior Director, Event Operations	Ken Kawachi
Senior Director, Guest Experience	Erin Sheehan
Senior Director, Security & Transportation	Kevin Dooley
Director, Field Operations	Mat Balough
Director, Guest Experience	Christina Hall
Director, Security & Transportation	Matt Kennedy
Assistant Director, Field Operations	Peter Hayes
Senior Manager, Event Operations	Christian Mua
Manager, Event Operations	Kimberly Leth
Manager, Ballpark Security	Jim Aladits
Supervisor, Ballpark Security	Luis Mondragon
Supervisor, Ballpark Security	Martin Suro
Supervisor, Guest Experience	Lauren Sjørusen
Supervisor, Guest Experience	Jenna Matsushita
Coordinator, Loading Dock	Gabe Soto
Assistant Groundskeeper	Robert Gladwell
Assistant Groundskeeper	David Gradstein
Assistant Groundskeeper	Alec Maddux
Assistant Groundskeeper	Dominic Quezada
Security Officer	Silvestre Balistredi
Security Officer	Violet Cardenas
Security Officer	Reginald Collins
Security Officer	Noah Eaton
Security Officer	Joshua Gonzalez
Security Officer	Hunter Green
Security Officer	William Rohde
Security Officer	Vincent Sutton
Security Officer	Desterie Taleb
Security Officer	Andy Vesquez
Security Officer	David Waltemeyer
Security Officer	Steven Warren
Security Officer	Michael Zbikowski
Security Officer	William Zieske

## BALLPARK FACILITIES MANAGEMENT

Senior Director, Facility Services	Randy McWilliams
Director, Facilities Services	James Gregoire
Chief Engineer	John Cooper
Senior Facilities Engineer	Paul Currans
Senior Facilities Engineer	Jose Garcia
Senior Facilities Engineer	Steve Heimer
Senior Facilities Engineer	Stan Romio
Facilities Engineer	Lamar Lane
Facilities Engineer	Gene Leatherwood
Facilities Engineer	Miles Talmont
Facilities Engineer	Bruce Wafer
Jr. Facilities Engineer	Matthew Vela
Facilities Administrator	Becky Patlan
Lead Painter	Manny Sanchez
Painter	Jesse Gomez
Painter	Dali Lopez

## BASEBALL OPERATIONS

Vice President, Assistant General Manager	Fred Uhlman, Jr.
Assistant General Manager	Josh Stein
Senior Advisor to Baseball Operations	Trevor Hoffman
Senior Advisor to the General Manager/Director, Player Personnel	Logan White
Special Assistant to the General Manager	Moises Alou
Special Assistant to the General Manager	James Keller
Special Assistant to the General Manager	David Post
Special Assistant, Baseball Operations	A.J. Ellis
Advisor, Baseball Operations	Allen Craig
Advisor, Baseball Operations	Ian Kinsler
Advisor, Baseball Operations	Hideo Nomo
Director, Baseball Operations	Nick Ennis
Director, Baseball Information Services	Matt Klotzsche
Assistant Director, Baseball Operations	David Longley
Manager, Baseball Administration & Special Asst. to GM	Michaelene Courts
Coordinator, Baseball Operations	Brett Becker

## BASEBALL SYSTEMS AND RESEARCH & DEVELOPMENT

Special Assistant to the GM, Research & Development	David Cameron
Director, Baseball Systems	Wells Oliver
Director, Baseball Research & Development	Adam Esquer
Developer, Baseball Systems	Garret Doe
Developer, Baseball Systems	Michael Vanger
Senior Analyst, Baseball Research & Development	Cody Zupnick
Analyst, Baseball Research & Development	Jeremy Muesing
Analyst, Baseball Research & Development	Mario Paciuc

## MAJOR LEAGUE SUPPORT STAFF

Director, Player & Staff Services	TJ Lasita
Manager, Clubhouse & Equipment	Spencer Dallin
Manager, Visiting Clubhouse	TJ Laidlaw
Assistant Equipment Manager & Umpire Room Attendant	Tony Petricca
Coordinator, Major League Nutrition Services	Jason Cook
Major League Video Coordinator	Joe McAlpin
Clubhouse Assistant - Home	James Bigler
Clubhouse Assistant - Home	Josh Vernetti

## MEDICAL AND TRAINING STAFF

Director, Player Health & Performance	Don Tricker
Head Athletic Trainer	Mark Rogow
Major League Physical Therapist	Scott Hacker
Director, Strength & Conditioning	Dan Byrne
Major League Strength & Conditioning Coach	Scott Cline
Major League Strength & Conditioning Coach	Jay Young
Major League Assistant Athletic Trainer	Ben Fraser
Major League Assistant Athletic Trainer	Ricky Huerta
Major League Assistant Athletic Trainer	Kevin Pillfant
Major League Massage Therapist	Atsushi Nakasone
Baseball Performance Dietician	Whitney Milano



### PLAYER DEVELOPMENT

Senior Director, Player Development	Sam Geaney
Director, Player Development	Ryley Westman
Director, Minor League Hitting	Johnny Washington
Director, Pitching Development	Steve Lyons
Pitching Coordinator	Eric Junge
High Performance and Outfield/Baserunning Coordinator	Tony Tarasco
Minor League Infield Coordinator	Kevin Hooper
Minor League Hitting Instructor	Oscar Benard
Special Assistant, Player Development	Steve Finley
Rehab Pitching Coordinator	Curt Young
Instructor, Player Development	Dave Bingham
Manager, Minor League Administration/Peoria Operations	Todd Stephenson
Manager, Minor League Equipment & Clubhouse	Zach Nelson
Analyst, Baseball Research & Development	Nathan Landau
Coordinator, Player Development	Rohanna Pacheco
Coordinator, Scouting and Player Development Video Operations	Ethan Dixon
Minor League ATC Coordinator	Paul Porter
Minor League Medical Administration Coordinator	Jolo Tarantino
Minor League Strength & Conditioning Coordinator	Eric Wood
Minor League Assistant Strength & Conditioning Coordinator	Drew Heidhoff
Minor League Physical Therapist	Tanner Fields
Minor League Physical Therapist	Aaron Wengertsmann
Minor League Equipment Assistant	Kyle Ross
Athletic Training Assistant/Interpreter	Tung-Lin Li
Director, Professional Development	Jason Amoroso
Mental Skills Coach	Rosa Pou
Coordinator, International Player Development	Vicente Cafaro
Coordinator, English Instruction	Kaitlyn Teske

### INTERNATIONAL OPERATIONS

Director, International Operations	César Rizik
Director, Pacific Rim Operations	Acey Kohrgo
Administrator, International Operations	Franklyn Peguero
Administrative Assistant	Martina Pereyra

### SCOUTING

Director, Amateur Scouting	Mark Conner
Director, Pro Scouting	Pete DeYoung
Director, International Scouting/Field Coordinator	Chris Kemp
Assistant Scouting Director	Kurt Kemp
National Crosschecker	Chip Lawrence
Scouting Crosschecker, Advisor to Baseball Operations	Luke Murton
Manager, Amateur Scouting	Sam Ray
Manager, Professional Scouting	Preston Mattingly
Analyst, Amateur Scouting	Tristan Sandler
Coordinator, Amateur Scouting & Baseball Operations	Layne Gross
Coordinator, Arizona Video Operations	Max Kraust
Coordinator, Video Scouting & Player Development	Ethan Dixon
Assistant, Player Development Technology & Video	Clinton Sewell

### BROADCASTERS

Broadcaster	Jesse Agler
Broadcaster	Mark Grant
Broadcaster	Pedro Gutierrez
Broadcaster	Tony Gwynn Jr.
Broadcaster	Carlos Hernandez
Broadcaster	Ted Leitner
Broadcaster	Don Orsillo
Broadcaster	Eduardo Ortega
Broadcaster	Bob Scanlan

### BUSINESS ANALYTICS

Vice President, Business Strategy & Analytics	Scott Robish
Senior Manager, CRM Operations	Lisa Beno
Senior Manager, Business Strategy & Analytics	Matt Sullivan
Business Analyst	Brendan Freeman
Business Analyst	Joshua Larky

### COMMUNICATIONS

Director, Communications	Craig Hughner
Senior Manager, Business Communications & Spanish Media Relations	Denny Sanchez
Senior Manager, Media Relations & Baseball Information	Darren Feeney
Manager, Media Relations & Baseball Information	JP Nolan
Manager, Business Communications & Publicity	Vanessa Dominguez

### COMMUNITY RELATIONS

Senior Manager, Community Outreach & Padres Foundation	Connor Novak
Manager, Player & Alumni Relations	Ricardo Johnson
Manager, Military & Community Outreach	Andrea Anderson
Coordinator, Community Outreach	Sarah Wiggins

### CONCESSIONS & RETAIL

Vice President, Hospitality	Joshua Pell
Director, Hospitality	Carlos Vargas
Manager, Retail & Game Used Memorabilia	Russell Wuerffel

### CONTENT

Director, Content	Nicky Patriarca
Manager, Content	Michael Alcaraz
Team Photographer	Matt Thomas
Analyst, Multimedia	Bill Center

### CORPORATE PARTNERSHIPS

Director, Partnership Services	Eddie Quinn
Director, Partnership Development	Alyssa Brown
Director, Partnership Development	Ryan Thorvaldsen
Senior Manager, Partnership Development	Jeff Farmer
Manager, Partnership Development	Alec Arsh
Manager, Partnership Fulfillment	Kaitlynn Aguirre
Manager, Partnership Services	Oskar Cadena
Manager, Partnership Services	Hunter Khaleghi
Coordinator, Partnership Services	Katelyn Roth

### CREATIVE SERVICES

Director, Creative Services	Brendan Nieto
Manager, Creative Services	Brennan Scott
Manager of Production	Kevin Dodge
Producer, Editor & Animator	Thomas Higdon
Graphic Designer	Alexa Nasland
Producer, Editing & Post-Production	Nial Nelson-Hopkins
Videographer/Producer	Cristian Yaca
Videographer/Producer	Randy Wesley

### ENTERTAINMENT, BROADCASTING AND ARCHIVES

Senior Director, Entertainment, Broadcasting & Archives	Erik Meyer
Senior Manager, Entertainment & Community Marketing	Darryl Mendoza
Senior Manager, Video Board Operations	Cole Gallagher
Manager, Production Engineer	Hendrik Jaehn
Manager, Archives	Sandy O'Toole
Manager, Scoreboard Operations	Jeff Praught
Producer, Game Presentation	Shannon Landers
Audio Engineer	Chace Espudo

### HUMAN RESOURCES

Vice President, Human Resources	Sara Greenspan
Director, Benefits & Risk Management	Joanne Bautista
Generalist, Human Resources	Efren Lira
Generalist, Human Resources	Noelle Mendoza
Specialist, Human Resources Information Systems	Pablo Vazquez
Assistant, Human Resources	Georgianne Mora
Supervisor, Mailroom	Alan Valantine
Front Desk Receptionist	Monica Silva

### INFORMATION TECHNOLOGY

Vice President, Information Technology	Ray Chan
Manager, Information Technology	Oscar Castro
Network Manager	Michael Cross
Senior Application Developer	Dan Lee
Application Developer	Michael Kelly
Systems & Telecom Administrator	Hector Ortega
Desktop Support Specialist	Johnny Ibanez
Desktop Support Specialist	Eduardo Ramirez
Coordinator, Information Technology	Bridget McCabe

### LEGAL

Associate General Counsel & Baseball Operations Compliance Officer	Stephanie Wilka
Paralegal	Anakaren Carrillo

### MARKETING

Vice President, Marketing	Katie Jackson
Director, Advertising	Nicole Miller
Manager, Marketing & Fan Development	Rocky Dudum II

### MILITARY AFFAIRS

Advisor, Military Affairs Rear Admiral	JJ Quinn USN (Ret.)
--	---------------------

# FRONT OFFICE DIRECTORY

## PETCO PARK EVENTS

Vice President, Special Events	Jaclyn Lash
Director, Special Events	Allie Asuncion
Director, Special Events	Kristie Ewing
Director, Special Events	Stephanie Grace
Senior Manager, Special Events	Drew Gomes
Manager, Special Events	Paula Badali
Coordinator, Special Events	Nicole Lucatuorto
Coordinator, Special Events	Kelsey Vanengelenburg
Assistant, Special Events	Emileean Moran

## PUBLIC AFFAIRS

Senior Director, Public Affairs	Diana Puetz
---------------------------------	-------------

## SPORTS PROGRAMS

Vice President, Sports Programs	Bill Johnston
Manager, San Diego Sports Association	Loni Lewis

## TICKET SALES

Vice President, Ticket Sales & Membership Services	Curt Waugh
Director, Tourism & Corporate Events	Chelsea Dill
Sales Manager, Travel & Tourism	Melissa DiMartino
Coordinator, Sales Operations	Emily Evans

## PREMIUM SALES

Director, Premium, Membership & Suite Sales	Jeff Gould
Manager, Premium Sales	Will Cannon
Manager, Premium Sales	Joe Galati
Manager, Premium Sales	Gerald Harris
Manager, Premium Sales	Aly Perna
Manager, Premium Sales	Connor Soicher
Coordinator, Suite Operations	Kelsey Horvath

## GROUP TICKETS AND HOSPITALITY

Director, Group Tickets & Hospitality	Matt Clark
Manager, Group Programs	Jenna Sain
Account Manager, Group Tickets & Hospitality	Ryan Effer
Account Manager, Group Tickets & Hospitality	Logan Washburn
Senior Account Executive, Group Tickets & Hospitality	Brandon Drechsler
Account Executive, Group Tickets & Hospitality	Tara Black
Account Executive, Group Tickets & Hospitality	Alyssa Brooks
Account Executive, Group Tickets & Hospitality	Hailey Jorgenson
Account Executive, Group Tickets & Hospitality	Tristyn Kemp
Account Executive, Group Tickets & Hospitality	Katrina King
Account Executive, Group Tickets & Hospitality	Cameron Matsumura
Account Executive, Group Tickets & Hospitality	Derek Pharis
Account Executive, Group Tickets & Hospitality	Melissa Samsvick
Account Executive, Group Tickets & Hospitality	Lizzy Tardieu

## MEMBERSHIP DEVELOPMENT

Manager, Membership Sales	Carter Motley
Manager, Inside Sales	Anil Guerrero
Manager, Inside Sales	Meagan Maroney
Senior Account Executive & Team Lead, Membership Development	Jack Spohn
Account Executive, Membership Development	Ryan Crawford
Account Executive, Membership Development	Duncan MacPhee
Account Executive, Membership Development	Julia Personeni
Account Executive, Membership Development	Graydon V. Todd
Inside Sales Representative	Sukie Barnhart
Inside Sales Representative	Steven Beaudry
Inside Sales Representative	Cam Burke
Inside Sales Representative	Hayley Carter
Inside Sales Representative	Grant Corsi
Inside Sales Representative	Devon Edwards
Inside Sales Representative	Ryan Fedde
Inside Sales Representative	Sara Gonzalez
Inside Sales Representative	Joe Gubler
Inside Sales Representative	Jacob Hanzlik
Inside Sales Representative	Kristin Hugger
Inside Sales Representative	Giffin Kaminskis
Inside Sales Representative	Cian Kennedy
Inside Sales Representative	Chance LaNier
Inside Sales Representative	Samantha Neel
Inside Sales Representative	Zach Reyes
Inside Sales Representative	Adrian Sadighi
Inside Sales Representative	Jake Stamford
Inside Sales Representative	Jack Tovey
Inside Sales Representative	Spencer Wikander

## MEMBERSHIP SERVICES

Director, Membership Services	Sindi Edelstein
Senior Manager, Membership Services	Steve Carter
Manager, Premium Service	Marisa Kezirian
Manager, Rookie Services	Abby Kremim
Senior Account Specialist, Membership Services	Hans Hodvil
Senior Account Specialist, Membership Services	Erin Miley
Account Specialist, Membership Services	Jenna Bauer
Account Specialist, Membership Services	Jamie Farah
Account Specialist, Membership Services	Will Grant
Account Specialist, Membership Services	Sean Horan
Account Specialist, Membership Services	Jake Marsland
Account Specialist, Membership Services	Alec Palmer
Account Specialist, Membership Services	Briana Vega
Account Specialist, Premium Service	Troy Journey
Account Specialist, Rookie Services	Jordan Goulet
Account Specialist, Rookie Services	Ashley Guilfoyle
Account Specialist, Rookie Services	Natalee Quijada

## TICKET OPERATIONS

Senior Director, Ticket Operations	Jim Kiersnowski
Director, Ticket Operations	Gabriel Kunde
Director, Ticket Systems	Ellen Lopresti
Manager, Box Office & Ticket Operations	Ben Coleman
Assistant Manager, Box Office & Ticket Operations	Geoffrey Clark
Assistant Manager, Box Office & Ticket Operations	Emily Gross
Coordinator, Ticket Systems	Samantha DiMaggio
Coordinator, Ticket Systems	Hannah Wells

### PRODUCED BY THE SAN DIEGO PADRES COMMUNICATIONS DEPARTMENT

Darren Feeney/J.P. Nolan - Editors  
Brennan Scott, Alexa Leicht, Matt Turney - Graphic Designers

### DESIGN/EDITORIAL ASSISTANCE

Wayne Partello  
Craig Rughner  
Danny Sanchez  
Yanessa Dominguez  
Tom Seidler  
Bill Center  
Jesse Agler  
Katie Jackson  
Nicole Miller  
Connor Novak  
Andrea Anderson

### INTERIOR PHOTOGRAPHY

Matt Thomas  
Andy Hayt  
Scott Wachter  
Kevin Dodge

### PRINTING

Prisma • Phoenix, AZ

### STATISTICS

MLB Baseball Information System  
Elias Sports Bureau  
Stats LLC  
Baseball-Reference.com  
MLB.com  
Retrosheet.org (Dave Smith)

The information contained within the 2020 San Diego Padres Media Guide is accurate as of March 24, 2020. It is intended for use by accredited media members. Those desiring to use this information for commercial purposes must contact the Padres Media Relations Department at (619) 795-5265.


### FOR MORE INFORMATION ABOUT THE PADRES VISIT:

[www.padres.com](http://www.padres.com)  
[www.padres.com/franwire](http://www.padres.com/franwire)  
[www.padresbaseball.com](http://www.padresbaseball.com)  
[www.facebook.com/padres](http://www.facebook.com/padres)  
[www.twitter.com/padres](http://www.twitter.com/padres)  
[www.twitter.com/lospadres](http://www.twitter.com/lospadres)

# EXECUTIVES



# OWNERSHIP



## RON FOWLER

EXECUTIVE CHAIRMAN

Ron Fowler is the Executive Chairman and co-owner of the San Diego Padres and the Chairman and CEO of Liquid Investments, Inc. He is a principal and board member of Columbia Distributing in Oregon and Washington. Recognized as a beverage industry leader, Ron has chaired or been a member of numerous corporate and association boards over the past 40 years.

Ron was named to the Major League Baseball (MLB) Executive Council in 2017 and currently sits on MLB's Pension Committee and Labor Policy Committee. From 2015-2016, he served as chairman of the Labor Policy Committee's negotiation with the MLB Player's Association on the new Collective Bargaining Agreement that ensures labor peace through 2021.

Ron's special interest is higher education. In 2016, Ron and his wife, Alexis, pledged a \$25 million endowment gift to San Diego State University's (SDSU) College of Business Administration that will provide scholarships and professorships, develop a lecture series, and provide international experiences and expanded programming for SDSU business students. Additionally, he was the primary financial contributor and chaired the successful campaign to create the Entrepreneurial Management Center at SDSU and served as the first chairman of its board of governors. He is chairman emeritus of the SDSU Campanile Foundation and past chairman of the SDSU President's Advisory Board. In 2005, Ron received an honorary doctorate from SDSU. Ron served on the University of San Diego's (USD) Board of Trustees from 1996 - 2016, served as Chair of the Board for six years, and was awarded Chair Emeritus in 2016. Ron is also actively involved and supportive of his alma mater, the University of St. Thomas (Minnesota). Ron served on the St. Thomas Board of Trustees from 2009 - 2014 and on the Athletic Advisory Board from 2011 - 2014. In 2008, Ron received the John F. Cade Award in Entrepreneurship. And in 2014, he received the Distinguished Alumnus Award, both from the University of St. Thomas.

An avid sports enthusiast, Ron is chairman emeritus of the San Diego Sports Association. From 1987-1991, he was the Owner/Managing General Partner of the San Diego Sockers professional soccer team. In 1991, he was recognized as "San Diego Sports Businessman of the Year." He chaired the Mayor's Task Force on Padres Planning, helping deliver a new ballpark for San Diego. He was the founding chair of the San Diego International Sports Council and also chaired the San Diego Super Bowl Task Force and the 2003 Super Bowl Host Committee. Ron's efforts were instrumental in San Diego being awarded the 2016 Major League Baseball All-Star game.

Ron has been recognized many times for his leadership roles in athletics, entrepreneurship and community service. In recent years, he received the first Chairman's Award from the San Diego County Board of Supervisors. He was named Herb Klein Civic Leadership Honoree by the Regional EDC, received the Downtown San Diego Partnership's Alonzo Award and was Big Brothers/Big Sisters of San Diego County's Person of the Year. In 2013, he was honored with the Guthrie Award by the Huntington's Disease Society of America. The San Diego Hall of Champions named him "Sportsman of the Year" and his generosity led to the construction of Fowler Park, the 1,700-seat ballpark on the campus of the University of San Diego (USD). In 2015, Ron was honored by the San Diego Chamber of Commerce with the Herb Klein Spirit of San Diego Award. In 2018, the Hall of Champions' annual Community Champion Award was renamed the Ron Fowler Community Champion Award in honor of Ron's "unending generosity to San Diego, the Hall and its community programs."

Ron and his wife, Alexis, are the parents of five children and grandparents of three girls.







## PETER SEIDLER

GENERAL PARTNER

Peter Seidler is the General Partner of the San Diego Padres and the lead investor in the ballclub. Within the Padres long term strategy, the ownership group maintains a continued belief in three core commitments: (1) building a consistently exciting, championship-caliber team primarily through homegrown players, (2) providing a best-in-class, fan-friendly experience at Petco Park and (3) making a substantial, positive and lasting impact on the greater San Diego community.

Seidler is a founder and Managing Partner of Seidler Equity Partners (“SEP”), a family-oriented private equity fund that provides capital and management support to growing entrepreneurial companies across the United States and Australia. SEP was established in 1992 and manages equity capital with a market value of approximately \$3 billion. SEP has backed proven entrepreneurs with strategic support and equity capital in a variety of industries, including

health/fitness, advertising, scuba diving/recreation, printing equipment, children’s clothing and automotive products. The firm’s philosophy is to apply a long-term and patient-strategic approach in helping entrepreneurs and the companies they have founded and built continue on a path of success, job creation and excellence. In 2018, SEP (in partnership with Major League Baseball and the Seidler family) acquired Rawlings Sporting Goods Company Inc. Seidler currently sits on Major League Baseball’s Ownership Committee and Investment Committee.

In 2017, in collaboration with San Diego’s political, business and philanthropic leaders, Peter formed a “Tuesday Group” that meets weekly to address San Diego’s homeless problem. The primary aspect of the Tuesday Group is to help the most vulnerable segments of the homeless population. His efforts to push San Diego to “best practices” on homelessness resulted in recognition as the 2017 San Diego Public Official of the Year by the Building Owners and Managers Association, the 2017 San Diego Nice Guy of the Year, the National Conflict Resolution Center 30th Annual Peacemaker Award (2018), the 2018 San Diego Chamber of Commerce Award for Regional Collaboration, and the 2018 San Diego Downtown Partnership Founder Award. In 2019, Peter joined the board of directors at VVSD and was one of two private citizens added to “Leadership Council” on San Diego’s Homelessness Reduction Plan.

As a two-time cancer survivor (Non-Hodgkin’s Lymphoma), Peter and his wife, Sheel, focus their philanthropic activities on health and medical matters, particularly on children impacted by homelessness. They support numerous charities, including The Juvenile Diabetes Research Foundation, The American Cancer Society, Home Start (San Diego’s charity targeting the prevention of child abuse) and various health and wellness initiatives at The Mayo Clinic in Rochester, Minn. Peter is a significant donor and a founding member of the Stand Up To Cancer Legacy Endowment Circle and a primary donor to the Lucky Duck Foundation (San Diego’s leading homelessness charity). Seidler is a member of the Board of Trustees and chairs the Student Affairs Committee at The University of San Diego and is also a member of the Board of Trustees at Sanford Burnham Prebys Medical Discovery Institute (SBP), an independent nonprofit medical research organization in La Jolla, CA.

Seidler earned a bachelor’s degree in commerce from the University of Virginia and a Master of Business Administration from the University of California, Los Angeles.



# EXECUTIVES



## ERIK GREUPNER

PRESIDENT OF BUSINESS OPERATIONS

Erik Greupner was promoted to his current post of president of business operations in December 2018. Working together with executive chairman Ron Fowler, Greupner has day-to-day management responsibility for the Padres' business operations and leads the growth and development of the Padres' business and culture. 2020 marks his 10th season in San Diego after joining the club in December 2010.

Prior to assuming the role of president of business operations, Greupner served as chief operating officer from November 2016 to November 2018. While in that post, he oversaw the team's business operations, including all revenue generation. During this time the Padres set sponsorship, group ticketing, single game, opening series and non-baseball event revenue and attendance records. Also, during this time Petco Park was renovated and improved while earning

USA Today's ranking as the No. 1 ballpark in Major League Baseball.

Greupner served in various roles for the Padres from December 2010 to November 2016. During this time, he led the lobbying efforts and negotiations that resulted in the Padres amending its lease with the City of San Diego to significantly increase the number of non-baseball events at Petco Park and create a positive economic impact on the City. Greupner also led the negotiations of a new long-term lease and construction of the Padres' new Spring Training facility and renovated stadium in Peoria, Arizona. Finally, Greupner's efforts during this time were instrumental in securing the 2016 Major League Baseball All-Star Game in San Diego.

Prior to joining the Padres, Greupner worked as a corporate and transactional attorney with the international law firm Gibson, Dunn & Crutcher LLP. While at Gibson Dunn, he advised senior management of public and private companies in general corporate matters, acquirers and targets in mergers and acquisitions transactions, and institutional investors and fund sponsors in the formation and operation of private investment funds.

Prior to his time with Gibson Dunn, Greupner worked in sales management roles with Goldman Sachs & Company, Scudder Weisel Capital, LLC and Life Time Fitness.

Greupner earned his Juris Doctor degree magna cum laude from the University of San Diego School of Law, where he was a member of the Order of the Coif. He served as a judicial intern for the Honorable M. Margaret McKeown, U.S. Court of Appeals, Ninth Circuit.

A native of Minneapolis, Minn., Greupner graduated cum laude from Wheaton College, Illinois with a Bachelor of Arts degree in philosophy and communications. He currently serves as the Chairman of the advisory board of trustees of Rady Children's Hospital Foundation and on the board of directors of the San Diego Regional Chamber of Commerce. He and his wife, Laura, have a son, Thomas, and two daughters, Ella and Kate.





## A.J. PRELLER

EXECUTIVE VICE PRESIDENT / GENERAL MANAGER

A.J. Preller was named executive vice president/general manager of the San Diego Padres on August 6, 2014. He joined the Padres from the Texas Rangers, where he previously served as assistant general manager, overseeing the player development and scouting departments and serving as a key advisor on all player acquisitions. Since becoming general manager, Preller has made several key additions to the club in multiple areas, including the Major League roster, the player development system and the baseball operations department.

Since 2016, Preller has overseen the acquisition of a significant level of talent that has bolstered the club's farm system rating from No. 20 to consensus No. 1 overall at the end of the 2019 season. The Padres made history last January with a record-breaking 10 players on MLB Pipeline's Top 100 Prospects list (574 points). Preller shocked the baseball world the following

month by signing superstar third baseman Manny Machado to a 10-year, \$300 million contract. He has also executed major trades over the last several seasons that have netted a talent haul including SS Fernando Tatis Jr., C Francisco Mejía, RHPs Chris Paddack and Emilio Pagán, and OF's Tommy Pham, Taylor Trammell and Josh Naylor.

Under Preller's leadership, the amateur scouting department drafted and signed LHP MacKenzie Gore, who ranks No. 6 overall on Baseball America's Top 100 Prospects list entering the 2020 season. They also nabbed catcher Luis Campusano (No. 79) in the 2nd round of the 2017 draft. In 2018, San Diego picked LHP Ryan Weathers, the son of 19-year big leaguer David Weathers, seventh overall. The following year, the Padres selected infielder C.J. Abrams (No. 22) with the sixth overall pick in the 2019 draft. San Diego's 2016 draft netted RHPs Cal Quantrill and Reggie Lawson, LHP Joey Lucchesi and INF Hudson Potts. Preller and his staff made an unprecedented number of international signings in 2016 as well, including Luis Patiño (No. 18), Adrian Morejon (No. 89), Michel Baez, Jeisson Rosario and Tirso Ornelas.

Preller has made key additions to the Padres baseball operations department, including Senior Advisor to GM/Director of Player Personnel Logan White, Senior Director of Player Development Sam Geaney and International Scouting Director Chris Kemp, as well as Special Assistants Moises Alou, Dave Post and James Keller. Preller also promoted Mark Conner to director of amateur scouting and Pete DeYoung to director of professional scouting.

Over 10 years in Texas, Preller held various baseball operations roles and oversaw multiple departments. He was integral to the Rangers' efforts to upgrade the talent level throughout the system, playing an instrumental role in the club's consecutive World Series appearances in 2010-11, as well as in the construction and organization of the Rangers' development program in the Dominican Republic. From 2010-13, he served as a senior director of player personnel, overseeing professional, international and amateur scouting.

Prior to joining the Rangers, Preller spent three years in the baseball operations department of the Los Angeles Dodgers, working with the professional, amateur and international scouting departments. He also was heavily involved in salary arbitration work for the Dodgers.

A native of Huntington Station, N.Y., Preller graduated Summa Cum Laude from Cornell University in 1999. He began his baseball career with an internship for the Philadelphia Phillies before taking a position with the Arizona Fall League where he worked under Hall of Famer Frank Robinson, whom he later joined at Major League Baseball for two years, aiding Robinson in several areas and working closely with the Labor Relations Department on salary arbitration issues.



# EXECUTIVES



## SERGIO DEL PRADO

SENIOR VICE PRESIDENT, CORPORATE PARTNERSHIPS

Sergio del Prado enters his sixth season with the Padres after joining the club in June 2015 as vice president, corporate partnerships, a role in which he oversees corporate sponsorship sales and service. During his tenure in San Diego, corporate partnerships has seen revenue growth in each of the last five seasons (2015-19). del Prado has also worked with partners to enhance fan experience with ballpark destinations and fan amenities such as the Compass Premier Club, Ballast Point Craft Pier, Budweiser Loft, Gallagher Square, Southwest Airlines Party's at the Park and Chik-Fil-A Kids Fest's.

del Prado came to San Diego from Los Angeles, where he spent nine seasons with the Dodgers prior to starting his own sports marketing consulting business, del Prado Group Sports Marketing Consulting. With the Dodgers, del Prado most recently served as vice president, sales, overseeing ticket sales, sponsorship sales and service, Spanish broadcast sales and service and premium sales and service. Prior to joining the Dodgers, del Prado spent two years as general manager of the Los Angeles Galaxy soccer team. Under his watch, the team led Major League Soccer in attendance and sponsorship revenue, while playing for the MLS Cup.

del Prado previously worked with the Women's World Cup and spent nine years with the Los Angeles Kings of the National Hockey League, ultimately serving as director of marketing and corporate sales.

Born in Havana, Cuba, Del Prado earned a Bachelor of Science degree in business administration from California State University, Long Beach. He and his wife, Leslie, have two children: Monica and Eric.



## MARK GUGLIELMO

SENIOR VICE PRESIDENT, BALLPARK OPERATIONS/GM - PETCO PARK

The longest tenured employee with the Padres, Mark Guglielmo enters his 35th season in San Diego. He was promoted to his current role in December 2016, after serving as vice president, ballpark operations/general manager, Petco Park since November 2010. He is responsible for all facility management and event operations at Petco Park, while also overseeing engineering, building maintenance and repairs, cleaning and janitorial services, playing field and exterior landscape maintenance, broadcast and transmission operations, guest services, ticket operations, security and transportation and capital projects.

Guglielmo has overseen the organization's major capital projects over the last seven years, including group space renovations, solar panel installation, Petco Park's LED sports lighting retrofit and the Padres Hall of Fame.

Guglielmo joined the Padres in 1985 as scoreboard supervisor. He was named director of video operations and special projects in 1988 and director of stadium operations in 1995.

Guglielmo earned a Business Administration degree from the University of Redlands and studied communications at the University of California, San Diego. He resides in the Mission Hills area of San Diego with his wife, Chris. He has three grown children: daughters Meghan, Mallory and son, Dominic.



## WAYNE PARTELLO

SENIOR VICE PRESIDENT, CHIEF MARKETING OFFICER

Wayne Partello enters his seventh season in the role of senior vice president, chief marketing officer. He joined the Padres in October 2013 to oversee all aspects of the Padres brand. His role includes leadership and responsibility of the following departments: marketing, creative services, communications, entertainment & production, broadcasting and content. Wayne and his team are responsible for defining and executing the Padres brand strategy, which was highlighted this past offseason with the unveiling of the Padres new brown and gold uniforms.

Partello came to San Diego after spending four years with the Miami Dolphins, where he was hired to create the Dolphins in-house media department. His role grew to include the team's marketing, creative services and game day entertainment departments.

Prior to joining the Dolphins, Partello started his career in radio with Entercom Communications in his hometown of Boston, growing through a variety of sales, marketing and content roles during his tenure. In his spare time in Boston, Partello also founded two agencies, one focused on venue entertainment, and the other on experiential brand activation. Partello and his wife, Kristen, have two daughters: Julia and Emily, and they all love calling San Diego home.



## CAROLINE PERRY

SENIOR VICE PRESIDENT, GENERAL COUNSEL

Caroline Perry was promoted to her current position of senior vice president, general counsel in December 2018. The 2020 season marks her 10th with the Padres after originally joining the club in April 2011. In her current role, Perry oversees the Padres' legal department, IT department and public affairs.

Perry has been involved in many large-scale projects for the Padres, including negotiations with the City of San Diego surrounding the All-Star Game and the management of Petco Park, ownership of the Padres' Peoria Spring Training lease and the sale of the team to the current ownership group in 2012.

Prior to joining the Padres, Perry worked as a corporate attorney for Davis Polk & Wardwell LLP in the Bay Area and Cravath Swaine & Moore LLP in New York, where she focused primarily on corporate finance and general corporate matters. Prior to graduating from law school, Perry was an account management associate at BlackRock, the world's largest asset manager.

A native of San Diego, Perry graduated with honors from Stanford University with a Bachelor of Arts degree in Human Biology. Perry earned her law degree from Columbia University, where she was a James Kent scholar and managing editor of the Columbia Business Law Review. She serves on the board of directors of the New Children's Museum, the Jackie Robinson Family YMCA and the Association of Corporate Counsel. Perry and her husband, Adam, live in Pacific Beach with their two daughters, Adeline and Amelia.



## RONDA SEDILLO

SENIOR VICE PRESIDENT, CHIEF FINANCIAL OFFICER

Ronda Sedillo enters her eighth season as senior vice president, chief financial officer after joining the Padres in January 2013. She is one of the four female CFO's in Major League Baseball and sits on the league's CFO Insurance Task Force.

Recognized as a 2016 San Diego Business Journal CFO of the Year Award Winner, Sedillo brings 30+ years of experience in the accounting industry to her role. She spent 12 years at Arrowhead General Insurance Agency, Inc. (AGIA), serving as chief accounting officer for seven years. Prior to her time at AGIA, Sedillo spent seven years at PricewaterhouseCoopers, serving as a tax manager for the final three years.

A San Diego native and life-long Padres fan, Sedillo received a Bachelor of Science degree in accounting from San Diego State University. She remains active at her alma mater, serving on the Campanile Foundation Athletics Committee and as a guest lecturer and mentor for the Sports MBA program.

Ronda is a Red Coat for the San Diego Bowl Games Association and is a member of the California Society of CPA's, the San Diego CFO Roundtable and the CFO Leadership Council of San Diego.

Sedillo and her husband, Chris, reside in Tierrasanta. They have two grown children: Ashley, a 2006 graduate of SDSU and Dustin, a 2010 graduate of CSU Fullerton.



## TOM SEIDLER

SENIOR VICE PRESIDENT, COMMUNITY & MILITARY AFFAIRS

Tom Seidler enters his 30th season in professional baseball, his eighth with the Padres and sixth as senior vice president, community and military affairs, a role in which he oversees the club's community relations and military outreach efforts, as well as Hispanic community engagement. Seidler oversaw the launch of the Padres Volunteer Team, a regional volunteer force created to give back to the greater San Diego area. In five years, the Volunteer Team has engaged over 6,000 members of the community and provided over 29,000 volunteer hours and \$740,000 of value to local non-profits. In 2016, the Padres joined forces with an existing local fundraiser to create Padres Pedal the Cause, the largest local athletic fundraiser in San Diego, supporting more than 30 collaborative cancer research projects to date. Over the last seven years, Padres Pedal the Cause has raised more than \$13,000,000 for cancer research and treatment centers in

San Diego. As President of the Padres Foundation, Seidler managed a series of 50th Anniversary community projects in 2019, 'Padres Thank SD,' the biggest single-year charitable initiative for the franchise.

Prior to joining the Padres, Seidler owned and/or operated minor league baseball clubs. His final stint was as President of the Visalia Rawhide (California League). Under Seidler's leadership, the Rawhide went from having the lowest attendance among all 120 full-season minor league teams to breaking a 62-year-old attendance record in 2009, the first of four consecutive years of all-time record attendance. Seidler was twice named Executive of the Year in the California League. He previously held management roles with professional baseball teams in Port St. Lucie, Kissimmee, Great Falls, Stockton, and Caracas, Venezuela.

Seidler earned a Bachelor of Arts degree from the University of Notre Dame and a Master of Business Administration from the Owen School at Vanderbilt University. He currently serves on the board of directors of Padres Pedal the Cause and the San Diego Regional Economic Development Corporation.

# EXECUTIVES



## RAY CHAN

*VICE PRESIDENT, INFORMATION TECHNOLOGY*

Ray Chan enters his 10th season with the San Diego Padres and his fourth as vice president, information technology. Chan originally joined the Padres in January 2011 as director, information technology. In his current role, Chan is responsible for overseeing all areas of information technology for the Padres and Petco Park, including the organization's technology strategy and budget. He manages a team that maintains, administers, and secures all aspects of the network/server infrastructure within Petco Park, the team's Spring Training facility in Peoria, Ariz., and the organization's Dominican Republic Academy.

Chan's prior experience includes more than 15 years in the technology field for organizations including Enterprise Partners Venture Capital, Pepsi Bottling Group, ideaEDGE Ventures, Gateway Computers, Wells Fargo Bank and Alvarado Medical Center.

Since joining the Padres, Chan has overseen a full network infrastructure overhaul, implementation of a venue-wide DAS/Wi-Fi system and VOIP telecom system upgrade. Additional projects over the past five years include company-wide migration to Microsoft Office 365, Corporate Cybersecurity program, full server farm virtualization, Mitel telephone integration, POS loyalty program, mobile device management system and iBeacon rollout. Ray sits on the board of Computers 2 San Diego Kids. He and his wife, Christine, have three children: Phoebe, Emily and Ruby.



## SARA GREENSPAN

*VICE PRESIDENT, HUMAN RESOURCES*

Sara Greenspan enters her ninth season as the head of human resources for the Padres. She was promoted to her current role in late 2018 after joining the Padres in May 2012 as director, human resources. Greenspan is responsible for developing and implementing the overall human capital strategy, including organizational and leadership development, talent acquisition, compensation, benefits, diversity, risk management and labor relations.

Greenspan brings 20 years of human resources experience to her role. She has held leadership roles at large consumer organizations such as Pepsi Bottling Group, Kyocera America, and Yum Brands! -KFC, the largest restaurant company in the world.

Greenspan serves on the Executive Committee of the Board of Directors of Boys and Girls Club of Greater San Diego and as an advisor on the USD Employer Advisory Board. She holds a bachelor's degree from Northeastern University, a Senior Professional in Human Resources (SPHR) and SHRM-SCP certification, a certificate of human resources from U.C. San Diego, and a Lean Six Sigma Green Belt from SDSU. Greenspan and her husband, Mike, reside in Scripps Ranch with their three children: Gavin, Amelia, and Stella.



## KATIE JACKSON

*VICE PRESIDENT, MARKETING*

Katie Jackson was promoted to Vice President, Marketing in December 2018 after originally joining the Padres as Director of Marketing & Brand Activation in March 2014. In her current role, Jackson oversees the day-to-day marketing efforts of the Padres, including advertising, promotions, video production, creative services, loyalty programs, experiential marketing, fan engagement, community marketing and brand.

Prior to joining the Padres, Jackson filled several roles with the ACTIVE Network from 2012-14 and spent nearly two years with Sports Illustrated as their Property Sales & Strategic Marketing Manager. She began her career in sports with the Kansas City Chiefs in 2006 as a video production coordinator before being promoted to Group Sales Manager (2008) and Corporate Events Sales Manager (2009).

Jackson is a 2006 graduate of the University of Kansas where she majored in Journalism and Mass Communications. She resides in the South Park neighbourhood of San Diego with her husband, Bobby.



## BILL JOHNSTON

*VICE PRESIDENT, SPORTS PROGRAMS*

Bill Johnston was promoted to Vice President, Sports Programs in December 2019 after joining the Padres in June 2017 as Special Advisor to the Executive Chairman. Working together with Ron Fowler, among his other responsibilities, Johnston spearheads the Padres' involvement with San Diego's many sports organizations and programs, including his role as Chairman of the San Diego Sports Association.

Johnston spent 27 years (1990-2017) serving as director of public relations for the San Diego Chargers. In that role, he was responsible for managing the public image and overall communications strategy for the Chargers, including media relations and all organizational messaging. He was the team's primary liaison with the NFL's broadcast partners as well as local and national media outlets. Johnston originally joined the Chargers as an intern in 1979 and was

named public relations assistant in 1981. He also served as assistant director of public relations (1984-87) and director of community relations (1988-89) during his 38 seasons with the team.

Among the Chargers many connections with the San Diego community, Johnston oversaw the creation of the Charger Girls in 1990. In 1995, he created the team's charitable foundation and implemented many of the organization's community outreach programs, including the Alex Spanos All-Star Classic high school football game, which is currently the longest-running all-star game in California.

Born in La Mesa, Ca., Johnston attended Helix High School and graduated from San Diego State University in 1981 with a bachelor's degree in journalism. Bill and his daughter, Hayley, were named National Fundraisers of the Year in 2013 by the Huntington's Disease Society of America. His efforts also were recognized by the national HDSA in October 2008. While serving as president of the HDSA's board of directors, the San Diego Chapter was named the national HDSA Chapter of the Year in 2005 and '07. An avid runner, Johnston has run and raised money in 17 marathons, collecting nearly \$1 million to cure Huntington's disease. Together, his running and the other opportunities he created have led to more than \$4 million raised for the fight against Huntington's disease. Johnston and his wife, Ramona – who succumbed to HD in 2019 – have a son, Jared, and a daughter, Hayley.



## CURT WAUGH

*VICE PRESIDENT, TICKET SALES & MEMBERSHIP SERVICES*

Curt Waugh enters his first season in the role of vice president, ticket sales and membership services. He joined the Padres in June 2014, overseeing all areas of tickets sales and membership services, including season ticket memberships, group tickets, suites and premium sales.

Prior to his current role, Waugh served as Director of Group Tickets and Hospitality, where he led the club's group and suite sales revenue generation efforts. During that time, the Padres set group and suite revenue and attendance records.

Waugh came to San Diego after spending four years in San Antonio with Spurs Sports and Entertainment, where he was the manager of ticket sales for the Rampage (American Hockey League). He managed all day-to-day operations of season ticket, group ticket and individual

game ticket sales for the club. Prior to his time leading the department, he worked in a selling capacity with the Rampage and Spurs.

A 2009 graduate of Oklahoma State University, Waugh majored in marketing. He resides in San Diego with his wife, Allie, and their daughters, Averie, Olivia and Molly.



## JACLYN LASH

*VICE PRESIDENT, SPECIAL EVENTS*

Jaclyn Lash enters her first season in the role of Vice President, Special Events. She joined the Padres in 2011 and has been instrumental in growing the events business at Petco Park. In her current role, Lash oversees all events for the San Diego Padres and Petco Park including concerts, game-day festivals, private events, public events and off-the-field events for the team. Lash's department is responsible for generating revenue for the ballpark when it would otherwise sit dormant.

Prior to joining the Padres organization, Lash worked as a corporate event planner and spokesperson for various organizations. She began her career in entertainment with the Jimmy Kimmel Live show working in music booking and guest coordination.

Jaclyn is a native San Diegan and a 2006 graduate of the University of Southern California where she majored in Business and Cinema-Television. She resides in Point Loma with her husband, Travis, and their daughter, Gigi.

# EXECUTIVES



## SCOTT ROBISH

*VICE PRESIDENT, BUSINESS STRATEGY & ANALYTICS*

Scott Robish enters his first season in the role of Vice President, Business Strategy & Analytics. He joined the Padres as a Business Analyst in April 2013. In his current role, Robish oversees all business analytics functions for the Padres, including reporting, forecasting, customer database and various analytical projects. He manages the team that collaborates with all areas of business operations to make data-driven decisions.

Robish brings 10 years of experience working in the analytics field. Prior to joining the Padres, he worked in the financial services and consulting industries in Minneapolis, Minn. In those roles, he used data to optimize marketing campaigns, automate reporting processes, and provide analysis on strategic projects.

Robish is a 2009 graduate of St. Cloud State University (Minn.), where he majored in Statistics and Economics. He resides in La Mesa with his wife, Emma, and their daughter, Finley.



## FRED UHLMAN JR.

*VICE PRESIDENT, ASSISTANT GENERAL MANAGER*

A veteran of 35 seasons in professional baseball, Fred Uhlman, Jr. has spent the past 25 years with the San Diego Padres. He was promoted to his current post of vice president/assistant general manager in November 2008.

Uhlman joined the Padres in March 1995 as a special assistant to the general manager, following 10 years in the Baltimore Orioles' scouting and player development departments. He was named assistant general manager the following season, in January 1996.

Uhlman's responsibilities involve assisting Executive Vice President/General Manager A.J. Preller in all areas of baseball operations, including evaluation of talent at the Major, minor and amateur levels, player transactions and contract negotiations. Additionally, he works closely with scouting and player development on the day-to-day operations of the Padres' player development department.

Raised in Georgetown, Texas, Uhlman moved to Baltimore in 1985 and joined the Orioles as a part-time assistant in player development and scouting. He attained full-time status in 1987 and was promoted to assistant to the director of scouting two years later. In 1991, he was named Baltimore's assistant director of scouting.

Uhlman resides in San Diego.



## JOSH STEIN

*ASSISTANT GENERAL MANAGER*

Josh Stein enters his seventh season as assistant general manager after being promoted to the post in December 2013. Stein's primary responsibilities include assisting Executive Vice President/General Manager A.J. Preller in all areas of baseball operations, including player procurement, contract negotiations, roster management and player development. He also manages the Padres' research and development initiatives and Major League advance scouting operations.

2020 marks Stein's 18th season with the Padres. He first joined the club as a baseball operations intern in the summer of 2003. He interned through the 2005 season and was named advance scouting coordinator in 2006. Following the 2009 season, Stein was named director of baseball operations.

A 2000 graduate of the University of California, Berkeley with a degree in psychology, Stein traveled and taught English in South America before earning his Juris Doctor from the University of California, Hastings College of Law in 2005.

Stein and his wife, Laura, reside in San Diego with their daughters, Emma and Jessie.



# SHARE THE GAME WITH THE NEXT GENERATION

## GET INVOLVED AT [PLAYBALL.org](https://www.playball.org)

### AND FOLLOW @PLAYBALL



# NOTES

---

A series of horizontal dashed lines for writing notes.

# MANAGER AND STAFF



# MANAGER & COACHES

# 32



## JAYCE TINGLER

MANAGER

Full Name	Jayce Michael Tingler
Date of Birth	November 28, 1980 in Smithville, Missouri
Opening Day Age	39
Named as Manager	October 28, 2019
Position as a Player	Outfielder
MLB Coaching Career	Major League Player Development Field Coordinator (2019, TEX); Bench Coach (2018, TEX); Field Coordinator (2015-16, TEX); Manager (2020, SD)

### COACHING CAREER

- Enters his 1st year with the Padres organization as the manager after being named to the position on October 28, 2019.
- Spent 13 seasons (2006-18) with the Texas Rangers, most recently serving as the Major League player development field coordinator in 2019.
- Moved to the front office for two years to assume the role of assistant general manager (2017-18), overseeing the club's player development system before returning to the dugout as bench coach to end the 2018 season.
- Was field coordinator in 2015-16, serving as the outfield and baserunning coach for the Major League coaching staff when the Rangers captured back-to-back AL West division titles.
- Prior to his initial stint on the big-league staff, Tingler spent three years (2012-14) as the Rangers' minor league field coordinator, overseeing all on-field instruction for farm players, as well as organizing spring training and the instructional league.
- Prior to serving as coordinator of instruction for the club's Arizona and Dominican Republic operations in 2011, he spent three seasons as manager in the Dominican Summer League (2008-09) and Arizona League (2010), leading all three of his squads to first-place finishes and a collective 124-62 (.667) record.
- In 2006, with Tingler's player career nearing its end, A.J. Preller, the then-Rangers director of professional and international scouting, asked him if he would help the Rangers start their Dominican League team in 2007.
- At the time of his hiring in San Diego, Tingler was managing Escogido in the Dominican Winter League, where the Leones' 9-1 record sat atop the standings.

### PLAYING CAREER

- Selected by the Toronto Blue Jays in the 10th round of the 2003 First-Year Player Draft out of the University of Missouri.
- The left-handed outfielder played parts of four minor league seasons with Toronto (2003-05) and Texas (2006), batting .271 (400-1477) with 49 doubles, 9 triples, 3 home runs, 111 RBI, 248 runs, 20 stolen bases, 221 walks and just 95 strikeouts.
- Named a Florida State League All-Star in 2004 before being selected by the Rangers in the Triple-A phase of the 2005 Rule 5 Draft. (A.J. Preller, then the Texas Rangers director of professional and international scouting, selected Tingler in the Rule 5 Draft.)
- Earned California League All-Star honors in his lone season in the Texas system in 2006.
- Named a Collegiate Baseball Freshman All-American in 2000 for Mizzou, finishing his Tigers' career as the school's all-time leader in hits, walks and runs.

### PERSONAL

- Married to the former Callie Langton on September 26, 2008... the couple resides in their native Smithville, Mo. with sons Gabe (December 30, 2011) and Gio (September 26, 2013).
- At 39 years old, Tingler is the 2nd-youngest manager in the Majors in 2020, behind only MIN's Rocco Baldelli (38).
- Attended Smithville High School where he played baseball and basketball, and in his senior year, he earned USA Today All-America honorable mention recognition in baseball and a McDonald's All-American nomination in basketball. Jayce still owns the Smithville school records for points, assists, steals and 3-pointers.
- Played baseball collegiately at the University of Missouri and earned a degree in communications.
- Played with Ian Kinsler for Mizzou in 2003 and with Albert Pujols in the summer ball Jayhawk League for the Hays Larks when Pujols moved to Missouri in the late '90s.
- Tingler's parents, Diana and Steve, were both college basketball players...Diana played college softball and went on to coach high school basketball, track and softball for 30 years en route to her induction into the Missouri Sports Hall of Fame in 2017...Steve is an inductee in the Missouri High School Fastpitch Coaches Association Hall of Fame, honoring his 20 years coaching softball at the high school and NAIA levels... he also coached basketball for West Platte High School before moving to Smithville.
- In his free time, he enjoys physical activity such as CrossFit and Brazilian jiu-jitsu.



*“I’m just really interested in working with a staff that can build relationships with players, push players and get the best out of them...I cannot wait to be a part of a group that brings a championship to the city of San Diego.” – Manager Jayce Tingler at his introductory press conference on October 31, 2019.*

**JAYCE TINGLER CAREER BATTING RECORD**

SEASON	TEAM	AVG	G	AB	R	H	2B	3B	HR	RBI	BB	IBB	SO	SB	CS	OBP	SLG	OPS	PA	HBP	SAC	SF	GIDP
2003	PUL (R)	.287	62	223	49	64	13	1	1	23	46	0	14	6	2	.416	.368	.783	286	6	7	4	7
	AUB (A)	.238	7	21	5	5	1	0	0	1	4	0	0	0	0	.360	.286	.646	25	0	0	0	1
2004	DUN (A)	.251	118	447	77	112	15	2	1	36	74	0	25	3	5	.373	.300	.673	547	16	6	4	11
	DUN (A)	.265	121	465	67	123	16	3	1	28	53	2	31	2	2	.353	.318	.672	538	13	3	4	16
2006	FRI (AA)	.227	25	97	10	22	0	0	0	6	8	0	9	4	2	.306	.227	.532	112	3	4	0	3
	BAK (A)	.330	56	224	40	74	4	3	0	17	36	1	16	5	7	.432	.375	.807	270	4	6	0	7
<b>Minors Totals</b>		.271	389	1477	248	400	49	9	3	111	221	3	95	20	18	.378	.322	.701	1778	42	26	12	45

# MANAGER & COACHES

20



## ROD BARAJAS

CATCHING AND QUALITY CONTROL COACH

Full Name	Rodrigo Richard Barajas
Date of Birth	September 5, 1975 in Ontario, California
Opening Day Age	44
Named to Staff	October 31, 2018
Position as a Player	Catcher
MLB Coaching Career	Bench Coach and Interim Manager (2019, SD); Catching and Quality Control Coach (2020, SD)

### COACHING CAREER

- Enters his 7th season in the Padres organization, his 2nd as a coach for the Major League club and 1st as catching and quality control coach.
- Served as the Padres bench coach in 2019 and assumed interim managerial duties following the dismissal of Andy Green on September 21, 2019.
- Served as manager for Triple-A El Paso from 2016-18, guiding the Chihuahuas to three consecutive Pacific Coast League division titles and a franchise-best 82-57 record in 2018.
- Barajas spent the 2015 season as hitting coach for Single-A Lake Elsinore before taking over as manager of Double-A San Antonio that June...began the 2014 campaign as manager of the organization's Rookie-Level affiliate in Peoria, Ariz., and finished the season with Lake Elsinore as hitting coach.

### PLAYING CAREER

- Played parts of 14 Major League seasons with the Arizona Diamondbacks (1999-2003), Texas Rangers (2004-06), Philadelphia Phillies (2007), Toronto Blue Jays (2008-09), New York Mets (2010), Los Angeles Dodgers (2010-11) and Pittsburgh Pirates (2012).
- Hit a combined .235 (812-for-3460) with 187 doubles, one triple, 136 HR, 480 RBI and 396 runs scored in 1,114 career Major League games.
- Originally signed by Arizona as a minor league free agent in 1996, he made his big league debut for the Diamondbacks in 1999 and was a member of the 2001 World Series Championship team.
- Played for Team Mexico in the 2009 World Baseball Classic and was honored as Toronto's nominee for the 2009 Heart and Hustle Award.

### ACCOLADES

MLBPAA Blue Jays Heart and Hustle Award (2009)

World Baseball Classic (2009, Team Mexico)

World Series Champion (2001, ARI)

Texas League Post-Season All-Star (1999)

MLB Debut: September 25, 1999 @ SF (with ARI)

### PERSONAL

- Resides in Rancho Santa Fe, Calif. with his wife, Stacie, and their 8 children: Andrew, Bryce, Rod Jr., Jace, Aunalilia, Aubrielle, Starlette and Emiko.
- A native of Ontario, Calif., graduated from Santa Fe High School (CA) and attended Cerritos Junior College in Norwalk, Calif.



### ROD BARAJAS CAREER BATTING RECORD

SEASON	TEAM	AVG	G	AB	R	H	2B	3B	HR	RBI	BB	IBB	SO	SB	CS	OBP	SLG	OPS	PA	HBP	SAC	SF	GDP
1996	VIS (A)	.162	27	74	6	12	3	0	0	8	7	0	21	0	0	.244	.203	.447	82	1	0	0	3
	LET (R)	.337	51	175	47	59	9	3	10	50	12	0	24	2	1	.378	.594	.973	193	2	0	4	6
1997	HD (A)	.266	57	199	24	53	11	0	7	30	8	0	41	0	2	.297	.427	.724	209	1	0	1	7
1998	HD (A)	.303	113	442	67	134	26	0	23	81	25	2	81	1	1	.345	.518	.863	481	7	0	7	13
1999	ARI	.250	5	16	3	4	1	0	1	3	1	0	1	0	0	.294	.500	.794	18	0	1	0	0
	ELP (AAA)	.318	127	510	77	162	41	2	14	95	24	6	73	2	0	.354	.488	.842	548	8	0	6	8
2000	ARI	.231	5	13	1	3	0	0	1	3	0	0	4	0	0	.231	.462	.692	13	0	0	0	0
	TUC (AAA)	.226	110	416	43	94	25	0	13	75	14	0	65	4	3	.253	.380	.633	446	5	0	11	13
2001	ARI	.160	51	106	9	17	3	0	3	9	4	0	26	0	0	.191	.274	.464	111	0	0	0	0
	TUC (AAA)	.321	45	162	23	52	13	0	9	32	9	2	23	3	1	.366	.568	.934	176	3	1	1	2
2002	ARI	.234	70	154	12	36	10	0	3	23	10	4	25	1	0	.288	.357	.645	172	3	2	3	4
	TUC (AAA)	.438	5	16	2	7	1	0	1	1	0	2	0	0	0	.471	.688	1.158	17	0	0	0	0
2003	ARI	.218	80	220	19	48	15	0	3	28	14	7	43	0	0	.265	.327	.592	239	1	1	3	6
	LAN (A)	.417	3	12	2	5	0	0	0	3	1	0	2	0	0	.462	.417	.878	13	0	0	0	0
	TUC (AAA)	.438	4	16	3	7	1	0	1	4	1	0	1	0	0	.471	.688	1.158	17	0	0	0	0
2004	TEX	.249	108	358	50	89	26	1	15	58	13	0	63	0	1	.276	.453	.728	389	3	8	7	3
2005	TEX	.254	120	410	53	104	24	0	21	60	26	0	70	0	0	.306	.466	.771	450	6	4	3	6
2006	TEX	.256	97	344	49	88	20	0	11	41	17	0	51	0	0	.298	.410	.708	371	4	5	1	9
2007	PHI	.230	48	122	16	28	8	0	4	10	21	3	24	0	1	.352	.393	.745	147	2	1	0	5
	REA (AA)	.200	2	5	0	1	0	0	0	0	0	0	0	0	0	.200	.200	.400	5	0	0	0	0
	LWD (A)	.375	6	16	0	6	2	0	0	2	3	0	6	0	0	.474	.500	.974	19	0	0	0	1
2008	TOR	.249	104	349	44	87	23	0	11	49	17	0	61	0	0	.294	.410	.704	377	7	0	4	9
2009	TOR	.226	125	429	43	97	19	0	19	71	20	2	76	1	0	.258	.403	.661	460	1	3	7	4
2010	NYM	.225	74	249	30	56	11	0	12	34	8	3	39	0	0	.263	.414	.677	267	6	1	3	4
	LAD	.297	25	64	9	19	3	0	5	13	5	3	15	0	0	.361	.578	.939	72	2	0	1	2
	STL (A)	.235	4	17	1	4	0	0	0	2	0	0	2	0	0	.235	.235	.471	17	0	0	0	0
	MTS (R)	.250	1	4	1	1	0	0	1	3	0	0	1	0	0	.250	1.000	1.250	4	0	0	0	0
2011	LAD	.230	98	305	29	70	13	0	16	47	22	4	71	0	0	.287	.430	.717	337	4	2	3	5
	RC (A)	.389	4	18	4	7	2	0	1	2	1	0	2	0	0	.421	.667	1.088	19	0	0	0	1
2012	PIT	.206	104	321	29	66	11	0	11	31	29	5	69	0	0	.283	.343	.625	361	7	0	4	4
<b>MLB Totals</b>		.235	1114	3460	396	812	187	1	136	480	207	31	638	2	2	.284	.407	.691	3784	46	28	39	61
<b>Minors Totals</b>		.290	559	2082	300	604	134	5	80	388	106	10	344	12	8	.328	.475	.803	2246	27	1	30	54

# MANAGER & COACHES

12



## BOBBY DICKERSON

*BENCH COACH*

<b>Full Name</b>	Bobby Dale Dickerson
<b>Date of Birth</b>	September 4, 1965 in Laurel, Mississippi
<b>Opening Day Age</b>	54
<b>Named to Staff</b>	December 5, 2019
<b>Position as a Player</b>	Infielder
<b>MLB Coaching Career</b>	Third Base Coach (2013-18, BAL); Infield Coach (2019, PHI); Bench Coach (2020, SD)

### COACHING CAREER

- Enters his 1st year with the Padres organization after spending 2019 as the infield coach for the Philadelphia Phillies.
- Spent 6 seasons (2013-18) as third base coach for Baltimore after 3 years (2010-12) on the club's player development staff as infield coordinator and interim manager for Norfolk (AAA).
- Worked 8 years in the Chicago Cubs minor league system as manager for Iowa (AAA, 2006 and '09), minor league infield/bunting coordinator (2006-08) and manager for West Tennessee (AA, 2002-05).
- Was on Arizona's player development staff for 4 years as the minor league infield instructor (2001), manager for El Paso (AA, 2000), minor league field coordinator (1999) and infield coordinator (1998).
- Began his coaching career on BAL's player development staff... worked his first 5 years as a player/coach for Rochester (AAA, 1993), minor league infield instructor (1994-97) and manager for Bluefield (R, 1996-97).
- Managed Aguilas de Mexicali of the Mexican Winter League in 2009-10, Cibao of the Dominican Winter League following the 2016 season and Mesa in the 2002 Arizona Fall League.

### PLAYING CAREER

- Selected in the 23rd round of the 1987 First-Year Player Draft by the New York Yankees.
- Played 7 minor league seasons with NYY and BAL.
- Was a teammate of NFL Hall of Famer Deion Sanders in 1987 with Ft. Lauderdale (A).
- Pitched 1.0 scoreless inning of relief in 1991 for Hagerstown (AA).

### PERSONAL

- He and his wife, Christine, have a daughter, Ashley, and a son, Dustin.
- Attended Nicholls State University (LA) and was inducted into the university's athletics Hall of Fame in 2015.





### BOBBY DICKERSON CAREER BATTING RECORD

SEASON	TEAM	AVG	G	AB	R	H	2B	3B	HR	RBI	BB	IBB	SO	SB	CS	OBP	SLG	OPS	PA	HBP	SAC	SF	GIDP
1988	FTL (A)	.246	85	305	29	75	21	0	2	42	5	2	50	1	0	.267	.334	.602	322	5	3	3	5
	AC (AA)	.255	21	55	8	14	2	0	1	5	0	0	12	1	0	.281	.345	.626	58	2	1	0	0
	COL (AAA)	.185	24	65	8	12	4	0	0	5	2	0	15	0	1	.217	.246	.464	69	1	0	1	2
1990	AC (AA)	.220	58	182	20	40	8	2	1	17	7	0	27	0	0	.250	.302	.552	194	1	2	2	5
1991	HAG (AA)	.238	90	302	34	72	12	4	1	36	9	0	44	2	0	.270	.315	.585	326	6	4	5	8
	ROC (AAA)	.333	2	6	0	2	1	0	0	0	0	0	1	0	0	.333	.500	.833	6	0	0	0	0
1992	ROC (AAA)	.241	86	249	28	60	7	3	4	29	11	0	43	1	3	.276	.341	.617	264	1	3	0	6
1993	ROC (AAA)	.250	40	88	12	22	3	1	3	18	4	0	18	0	1	.298	.409	.707	98	2	4	0	0
<b>Minors Totals</b>		.237	406	1252	139	297	58	10	12	152	38	2	210	5	5	.268	.328	.596	1337	18	17	11	26



# MANAGER & COACHES

15



## DAMION EASLEY

### HITTING COACH

<b>Full Name</b>	Jacinto Damion Easley
<b>Date of Birth</b>	November 11, 1969 in New York, New York
<b>Opening Day Age</b>	50
<b>Named to Staff</b>	October 31, 2018
<b>Position as a Player</b>	Infielder
<b>MLB Coaching Career</b>	Infield and Assistant Hitting Coach (2019, SD); Hitting Coach (2020, SD)

### COACHING CAREER

- Returns for his 9th season with the Padres organization, his 2nd on the Major League staff and 1st in the role of hitting coach.
- Served on the Major League staff in 2019 as the Padres infield and assistant hitting coach after spending the previous 7 seasons with the Padres in Peoria, Ariz., holding the title of rehab hitting coach from 2015-18.

### ACCOLADES

1998 All-Star (DET)

1998 Silver Slugger (DET)

1998 Home Run Derby Participant

1998 AL Player of the Week (May 24, DET)

### PLAYING CAREER

- Played in 1,706 games over parts of 17 Major League seasons, compiling 287 doubles, 27 triples, 163 home runs, 684 RBI, 735 runs scored and 114 stolen bases between the California Angels (1992-96), Detroit Tigers (1996-2002), Tampa Bay Devil Rays (2003), Florida Marlins (2004-05), Arizona Diamondbacks (2006) and New York Mets (2007-08).
- All-Star and Silver Slugger Award winner in 1998 while with the Detroit Tigers.
- Originally selected in the 30th round by the California Angels in the 1988 First-Year Player Draft.

### PERSONAL

- He and his wife, Dawn, have 3 sons (Rocky, Nathaniel and Jayce) and one daughter (Jazmin). Nathaniel (Nate) is an outfielder in the Padres organization, and Jayce was drafted by the Texas Rangers in June 2019.
- Born in New York, NY and graduated from Lakewood (CA) High School in 1987.
- Played baseball at Long Beach (CA) City College in 1987 and 1988.
- Was named to the All-South Coast Community College Conference and All-Southern California first teams. Was named as his team's Most Valuable Player and a second-team All-State selection.



### DAMION EASLEY CAREER BATTING RECORD

SEASON	TEAM	AVG	G	AB	R	H	2B	3B	HR	RBI	BB	IBB	SO	SB	CS	OBP	SLG	OPS	PA	HBP	SAC	SF	GIDP
1990	QC (A)	.274	103	365	59	100	19	3	10	56	41	0	60	24	8	.358	.425	.783	417	8	1	2	8
1991	MID (AA)	.254	127	452	73	115	24	5	6	57	58	2	67	23	9	.347	.369	.716	525	7	6	2	12
1992	CAL	.258	47	151	14	39	5	0	1	12	8	0	26	9	5	.307	.311	.618	165	3	2	1	2
	EDM (AAA)	.289	108	429	61	124	18	3	3	44	31	0	44	26	10	.340	.366	.706	474	5	3	6	13
1993	CAL	.313	73	230	33	72	13	2	2	22	28	2	35	6	6	.392	.413	.805	264	3	1	2	5
1994	CAL	.215	88	316	41	68	16	1	6	30	29	0	48	4	5	.288	.329	.617	355	4	4	2	8
1995	CAL	.216	114	357	35	77	14	2	4	35	32	1	47	5	2	.288	.300	.588	405	6	6	4	11
	CAL	.156	28	45	4	7	1	0	2	7	6	0	12	0	0	.255	.311	.566	54	0	3	0	0
1996	DET	.343	21	67	10	23	1	0	2	10	4	0	13	3	1	.384	.448	.831	75	1	2	1	0
	MID (AA)	.429	4	14	1	6	2	0	0	2	0	0	1	0	1	.429	.571	1.000	14	0	0	0	0
	VAN (AAA)	.313	12	48	13	15	2	1	2	8	9	0	6	4	1	.424	.521	.945	59	1	0	1	0
1997	DET	.264	151	527	97	139	37	3	22	72	68	3	102	28	13	.362	.471	.833	620	16	4	5	18
1998	DET	.271	153	594	84	161	38	2	27	100	39	2	112	15	5	.332	.478	.810	651	16	0	2	8
1999	DET	.266	151	549	83	146	30	1	20	65	51	2	124	11	3	.346	.434	.779	627	19	2	6	15
2000	DET	.259	126	464	76	120	27	2	14	58	55	1	79	13	4	.350	.416	.766	535	11	4	1	11
	TOL (AAA)	.231	4	13	3	3	1	0	1	4	4	0	2	0	0	.474	.538	1.012	19	2	0	0	0
2001	DET	.250	154	585	77	146	27	7	11	65	52	3	90	10	5	.323	.376	.699	658	13	4	4	10
2002	DET	.224	85	304	29	68	14	1	8	30	27	3	43	1	3	.307	.355	.663	346	11	1	3	4
	TOL (AAA)	.115	8	26	5	3	1	0	0	0	5	0	0	0	2	.281	.154	.435	32	1	0	0	1
2003	TB	.187	36	107	8	20	3	1	1	7	2	0	18	0	0	.202	.262	.464	110	0	1	0	3
2004	FLA	.238	98	223	26	53	20	1	9	43	24	1	36	4	1	.331	.457	.788	257	8	0	2	6
2005	FLA	.240	102	267	37	64	19	1	9	30	26	3	47	4	1	.312	.419	.732	304	4	3	4	6
2006	ARI	.233	90	189	24	44	6	1	9	28	21	0	30	1	1	.323	.418	.741	220	5	3	2	4
2007	NYM	.280	76	193	24	54	6	0	10	26	19	1	35	0	1	.358	.466	.824	218	5	0	1	2
2008	NYM	.269	113	316	33	85	10	2	6	44	19	0	38	0	0	.322	.370	.692	347	7	2	3	15
<b>MLB Totals</b>		.253	1706	5484	735	1386	287	27	163	684	510	22	935	114	56	.329	.404	.733	6211	132	42	43	128
<b>Minors Totals</b>		.272	366	1347	215	366	67	12	22	171	148	2	179	78	30	.352	.388	.740	1540	24	10	11	34

# MANAGER & COACHES

53



## BEN FRITZ

*BULLPEN COACH*

<b>Full Name</b>	Benjamin Scott Fritz
<b>Date of Birth</b>	March 29, 1981 in San Jose, California
<b>Opening Day Age</b>	38
<b>Named to Staff</b>	December 5, 2019
<b>Position as a Player</b>	Right-Handed Pitcher
<b>MLB Coaching Career</b>	Bullpen Coach (2020, SD)

### COACHING CAREER

- Enters his 6th season with the Padres organization and 1st on the Major League coaching staff as bullpen coach.
- Served as field coordinator of Arizona/rehab over the last 2 seasons (2018-19) after managing Single-A Tri-City in 2017... spent the 2015-16 seasons with the club's Rookie-Level affiliate in Peoria.

### PLAYING CAREER

- Selected in the 1st-round (30th overall) of the 2002 First-Year Player Draft by the Oakland Athletics and pitched 7 professional seasons between the A's (2002-07) and Detroit Tigers (2009) organizations, as well as part of 3 seasons with the Lancaster Barnstormers of the independent Atlantic League (2008-10).
- Underwent Tommy John surgery in 2004.
- Selected by DET in the minor league phase of the 2007 Rule 5 Draft.
- Posted a career record of 45-61 with a 4.75 ERA in 192 minor league games (187 starts).
- Played collegiately at Fresno State, where he was the Western Athletic Conference Pitcher of the Year and a second-team All-American selection in 2001.

### PERSONAL

- Native of San Jose, Calif. and resides in Phoenix, Ariz.
- Featured in Michael Lewis' book Moneyball as one of the 20 players who Oakland A's General Manager Billy Beane would draft in a perfect world, if money were no object and other teams weren't drafting.



### BEN FRITZ CAREER PITCHING RECORD

SEASON	TEAM	W	L	ERA	G	GS	CG	SHO	SV	IP	H	R	ER	HR	HB	BB	IBB	SO	WHIP	AVG	AB	WP	BK	GIDP	TBF	NP-S
2002	VIS (A)	1	0	3.71	3	3	0	0	0	17.0	15	7	7	1	2	6	0	16	1.24	.242	62	1	0	72	N/A - N/A	
	VAN (A)	1	4	2.95	9	9	0	0	0	39.2	29	16	13	1	3	14	0	33	1.08	.199	146	3	0	165	N/A - N/A	
2003	MOD (A)	4	7	4.91	15	15	0	0	0	77.0	83	49	42	3	8	34	0	77	1.52	.278	299	4	2	345	N/A - N/A	
2004	MID (AA)	7	4	5.63	20	20	1	0	0	104.0	118	69	65	5	6	50	0	77	1.62	.297	397	6	0	0	462	N/A - N/A
2005	STK (A)	0	0	8.10	2	2	0	0	0	6.2	10	6	6	0	1	2	0	3	1.80	.345	29	0	0	0	32	26 - 25
	ATH (R)	0	0	0.00	4	4	0	0	0	11.0	3	1	0	0	1	3	0	9	0.55	.088	34	0	0	0	39	26 - 25
2006	MID (AA)	1	4	3.30	12	12	0	0	0	71.0	63	31	26	4	7	22	1	51	1.20	.241	261	2	0	1	296	223 - 216
	SAC (AAA)	6	6	5.83	17	17	0	0	0	97.1	111	65	63	15	4	44	2	58	1.59	.289	384	3	1	3	438	1,671 - 1,006
2007	MID (AA)	11	11	5.67	28	28	0	0	0	149.1	173	99	94	8	14	68	0	88	1.61	.299	579	6	1	12	674	518 - 504
2008	ERI (AA)	3	5	6.40	18	14	0	0	0	84.1	116	69	60	13	5	29	1	45	1.72	.325	357	5	0	10	397	322 - 317
<b>Minors Totals</b>		34	41	5.15	128	124	1	0	0	657.1	721	412	376	50	51	272	4	457	1.51	.283	2548	30	4	26	2920	2,786 - 2,093

# MANAGER & COACHES

# 26



## GLENN HOFFMAN

### THIRD BASE COACH

Full Name	Glenn Edward Hoffman
Date of Birth	July 7, 1958 in Orange, California
Opening Day Age	61
Named to Staff	November 3, 2005
Position as a Player	Infielder
MLB Coaching Career	Manager (1998, LAD); Bullpen Coach (1999, LAD); Third Base Coach (1999-2005, LAD); Third Base Coach (2006-present, SD)

### COACHING CAREER

- Is in his 45th year in professional baseball, 22nd as a Major League coach and 15th as the Padres third base coach.
- Served in the same capacity with the Los Angeles Dodgers during the 1999-2005 seasons.
- Began the 1999 season as the Dodgers bullpen coach before he was reassigned to third base coach on May 26.
- Guided the Dodgers to a 47-41 record and third place finish in 1998 after taking over as manager on June 21.
- Compiled a 246-302 (.449) mark in 5 seasons as a manager in the Dodgers minor league system (1991-93, '97-98)...served as the Dodgers minor league field coordinator from 1994-96.

### PLAYING CAREER

- Played parts of 9 seasons in the Major Leagues as an infielder with the Boston Red Sox (1980-87), Dodgers (1987) and California Angels (1989)...batted .242 with 106 doubles, 23 home runs, 210 RBI and 247 runs in 766 games.
- Member of Boston's American League Championship team in 1986, opening the season as the starting shortstop before spraining his right ankle in the second game of the season on April 9 at Detroit.
- Named to the Topps and *Baseball America* All-Rookie teams in 1980.
- Was Boston's second-round selection in the June 1976 First-Year Player Draft.

### PERSONAL

- He and his wife, Cheryl, have 5 children: Sarah, Stacy, Sabrina and twins, Drake and Dylan. Became a grandfather in August of 2019, with the birth of Sabrina's son, Watson.
- Earned All-League and All-County honors at Savanna High School in Anaheim, Calif. where he set school records for hits and doubles. Won 3 letters in basketball as a guard and was an All-League selection as a senior when he set a school career scoring record.
- His younger brother is Padres Hall of Fame closer Trevor Hoffman.
- His mother was the recipient of the George and Barbara Bush Little League Parents of the Year Award on August 26, 2002 at Williamsport, PA. Mikki Hoffman accepted the award on behalf of herself and her late husband, Eddie, at the annual CAN Little League Baseball Awards breakfast. The Hoffmans were deeply involved at various levels of volunteerism at Northwest Anaheim Little League while their sons were involved.
- His father, Ed, was a United States Marine as well as a former usher at Anaheim Stadium who sang professionally and often performed the National Anthem before Angels games. Glenn had it written into his first professional contract with the Red Sox that his father would have the opportunity to perform the National Anthem before a game at Fenway Park, which he did before Glenn's first career Opening Day in 1981. That performance was later presented on the video screen to conclude the retirement ceremony of Trevor Hoffman at Petco Park in 2012.



### GLENN HOFFMAN CAREER BATTING RECORD

SEASON	TEAM	AVG	G	AB	R	H	2B	3B	HR	RBI	BB	IBB	SO	SB	CS	OBP	SLG	OPS	PA	HBP	SAC	SF	GIDP
1980	BOS	.285	114	312	37	89	15	4	4	42	19	2	41	2	4	.326	.397	.724	346	2	9	4	8
1981	BOS	.231	78	242	28	56	10	0	1	20	12	0	25	0	1	.271	.285	.556	261	1	6	0	7
1982	BOS	.209	150	469	53	98	23	2	7	49	30	5	69	0	4	.262	.311	.573	513	5	5	4	15
1983	BOS	.260	143	473	56	123	24	1	4	41	30	1	76	1	1	.306	.340	.646	518	2	11	2	5
1984	BOS	.189	64	74	8	14	4	0	0	4	5	0	10	0	1	.241	.243	.484	80	0	1	0	3
1985	BOS	.276	96	279	40	77	17	2	6	34	25	0	40	2	2	.343	.416	.759	321	5	9	3	6
1986	BOS	.217	12	23	1	5	2	0	0	1	2	0	3	0	0	.269	.304	.574	26	0	0	1	1
1987	BOS	.200	21	55	5	11	3	0	0	6	3	0	9	0	0	.267	.255	.521	60	2	0	0	2
	LA	.220	40	132	10	29	5	0	0	10	7	1	23	0	1	.270	.258	.527	146	2	5	0	4
1988	PAW	.240	109	366	38	88	14	0	3	33	36	2	48	2	3	.314	.303	.618	417	4	10	1	5
1989	CAL	.212	48	104	9	22	3	0	1	3	3	0	13	0	2	.241	.269	.510	112	1	4	0	1
1990	ALB	.302	24	63	7	19	3	1	0	10	2	1	9	1	1	.318	.381	.699	67	0	1	1	4
<b>MLB Totals</b>		.242	766	2163	247	524	106	9	23	210	136	9	309	5	16	.291	.331	.623	2383	20	50	14	52
<b>Minors Totals</b>		.249	133	429	45	107	17	1	3	43	38	3	57	3	4	.315	.315	.630	484	4	11	2	9

# MANAGER & COACHES

41



## WAYNE KIRBY

### FIRST BASE COACH

<b>Full Name</b>	Wayne Leonard Kirby
<b>Date of Birth</b>	January 22, 1964 in Williamsburg, Virginia
<b>Opening Day Age</b>	56
<b>Named to Staff</b>	December 5, 2019
<b>Position as a Player</b>	Outfielder
<b>MLB Coaching Career</b>	First Base Coach (2011-18, BAL); First Base Coach (2020, SD)

### COACHING CAREER

- Kirby enters his 1st season with the Padres organization as first base coach after holding the same position with the Baltimore Orioles from 2011-18.
- Spent 5 seasons (2006-10) with the Texas Rangers as the organization's outfield and baserunning coordinator.
- Served as a hitting coach in the Cleveland Indians minor league system from 2002-05, beginning his coaching career in 2002 for Rookie-Level Burlington, for Single-A Lake County in 2003, for Single-A Kinston in 2004 and for Double-A Akron in 2005.

### PLAYING CAREER

- Selected by the Los Angeles Dodgers in the 13th round of the 1983 First-Year Player Draft, he played professionally for 18 seasons, including in the majors for parts of 6 seasons with the Cleveland Indians (1991-96), Dodgers (1996-97) and New York Mets (1998).
- Led American League outfielders with 19 assists in 1993 (13 in right field, 4 in center field, and 2 in left field).
- Hit .200 in 15 postseason at-bats for the American League pennant-winning Cleveland Indians in 1995 and Los Angeles in 1996.
- The former outfielder hit .252 (302-for-1198) with 51 doubles, nine triples, 14 HR, 119 RBI and 183 runs scored in 516 career games...led American League outfielders with 19 assists in 1993.

### PERSONAL

- Kirby and his wife, Cara, reside in Las Vegas, NV with their daughters, Caylee and Cabria, and their son, Caden.
- His younger brother, Terry, played 10 seasons in the NFL (1993-2002) for Miami, San Francisco, Cleveland, and Oakland.
- Each year in Baltimore, Kirby supported the Baltimore Orioles Reviving Baseball in Inner Cities (RBI) program with several clinics, including one for RBI head coaches and the Baltimore City Clinic.





### WAYNE KIRBY CAREER BATTING RECORD

SEASON	TEAM	AVG	G	AB	R	H	2B	3B	HR	RBI	BB	IBB	SO	SB	CS	OBP	SLG	OPS	PA	HBP	SAC	SF	GIDP
1988	BAK (A)	.277	12	47	12	13	0	1	0	4	11	0	4	9	2	.414	.319	.733	58	0	0	0	0
1989	ALB (AAA)	.342	78	310	62	106	18	8	0	30	26	1	27	29	14	.393	.452	.845	343	1	5	1	2
1990	ALB (AAA)	.278	119	342	56	95	14	5	0	30	28	1	36	29	7	.335	.348	.683	380	3	4	3	2
1991	CLE	.209	21	43	4	9	2	0	0	5	2	0	6	1	2	.239	.256	.495	47	0	1	1	2
	COL (AAA)	.294	118	385	66	113	14	4	1	39	34	2	36	29	14	.351	.358	.710	429	2	5	3	3
1992	CLE	.167	21	18	9	3	1	0	1	1	3	0	2	0	3	.286	.389	.675	21	0	0	0	1
	COL (AAA)	.345	123	470	101	162	18	16	11	74	36	4	28	51	20	.392	.521	.913	514	2	4	2	7
1993	CLE	.269	131	458	71	123	19	5	6	60	37	2	58	17	5	.323	.371	.695	511	3	7	6	8
	CHA (AAA)	.289	17	76	10	22	6	2	3	7	3	0	10	4	2	.316	.539	.856	79	0	0	0	1
1994	CLE	.293	78	191	33	56	6	0	5	23	13	0	30	11	4	.341	.403	.745	207	1	2	0	1
1995	CLE	.207	101	188	29	39	10	2	1	14	13	0	32	10	3	.260	.298	.558	205	1	1	2	4
1996	CLE	.250	27	16	3	4	1	0	0	1	2	0	2	0	1	.333	.313	.646	18	0	0	0	1
	LA	.271	65	188	23	51	10	1	1	11	17	1	17	4	2	.333	.351	.684	208	1	1	1	3
1997	LA	.169	46	65	6	11	2	0	0	4	10	0	12	0	0	.280	.200	.480	75	0	0	0	1
	ALB (AAA)	.335	68	269	57	90	16	5	10	43	26	0	33	18	5	.393	.543	.935	299	1	1	2	5
1998	NYM	.194	26	31	5	6	0	1	0	0	1	0	9	1	1	.219	.258	.477	33	0	1	0	0
	MEM (AAA)	.282	58	227	36	64	15	3	5	32	15	1	33	10	2	.326	.441	.767	244	0	2	0	2
	NOR (AAA)	.309	42	162	32	50	8	3	5	23	21	1	18	11	5	.395	.488	.882	186	2	1	0	1
1999	LAS (AAA)	.300	66	160	29	48	7	3	10	31	28	0	36	2	4	.402	.569	.971	190	0	1	1	1
2000	ROC (AAA)	.284	129	507	76	144	24	11	6	60	46	5	61	10	4	.344	.410	.754	557	1	1	2	12
<b>MLB Totals</b>		.252	516	1198	183	302	51	9	14	119	98	3	168	44	21	.309	.345	.654	1325	6	13	10	21
<b>Minors Totals</b>		.297	974	3429	601	1017	152	64	51	401	313	17	381	239	95	.357	.423	.780	3810	16	36	16	45



# MANAGER & COACHES

# 38



## LARRY ROTHSCHILD

### PITCHING COACH

<b>Full Name</b>	Lawrence Lee Rothschild
<b>Date of Birth</b>	March 12, 1954 in Chicago, Illinois
<b>Opening Day Age</b>	66
<b>Named to Staff</b>	December 5, 2019
<b>Position as a Player</b>	Right-Handed Pitcher
<b>MLB Coaching Career</b>	Bullpen Coach (1990-91, CIN); Pitching Coach (1992-93, CIN); Pitching Coach (1995-97, FL); Manager (1998-2001, TB); Pitching Coach (2002-10, CHC); Pitching Coach (2011-19, NYY); Pitching Coach (2020, SD)

### COACHING CAREER

- Begins his 1st season with the Padres organization for his 24th season as a pitching coach in the majors and his 46th year in professional baseball as a player, coach or manager.
- Rothschild spent the last 9 seasons (2011-19) as pitching coach for the New York Yankees...during his tenure, the Yankees led the American League in wins (826) and strikeouts (12,364).
- In 2019, Yankees starters allowed 1-or-fewer runs in 57 starts, tied for their second-highest total since 1913 (58 in 1968, 57 in 2018).
- Yankees pitchers set a franchise record with 1,634 strikeouts in 2018, the 3rd-highest single-season mark in Major League history, trailing only HOU in 2018 (1,687) and 2019 (1,671)...the Yankees went a Major League-best 62-9 (.873) when their starting pitcher tossed at least 6.0 innings.
- In 2017, Yankees pitchers posted the AL's third-lowest ERA (3.72), their lowest since 1985 (3.69)...limited the opposition to a .228 AVG, finishing .0003 behind LAD for the lowest in the majors (.2279 to .2282)...Yankees starters ranked fifth in the Majors (second in the AL) with a 3.98 ERA, allowing 1-or-fewer runs in 53 starts.
- In 2016, the Yankees pitching staff led the AL (4th in the majors) with a 3.14 SO/BB ratio...in 2014, Yankees pitchers posted a franchise-record 3.44 SO/BB ratio...in 2012, Yankees starters combined for 71 wins, tied for 3rd-most in the Majors, and it marked the first time since 2006 that the Yankees had three starters earn at least 15 wins (Hughes, Kuroda and Sabathia)... the Yankees led the AL with 1,222 SO in 2011.
- Spent 9 seasons (2002-10) as the Chicago Cubs pitching coach, where their team ERA ranked in the top 5 in the NL in 3 straight seasons (2007-09)...the Cubs led the majors in strikeouts in each of his 1st 7 seasons, including a then-single-season Major League-record 1,404 SO in 2003.
- Served as the 1st manager in Tampa Bay Devil Rays history... was named to the post on November 7, 1997, and went 205-294 from 1998 through April 18, 2001...raised the team's winning pct. in each of his 3 full seasons...finished the 2001 season as a consultant to the Marlins...named to Joe Torre's 2000 AL All-Star coaching staff.
- Won 2 World Series' as a coach with the Cincinnati Reds (1990) and Florida Marlins (1997).
- Began his coaching career as a roving minor league pitching instructor for the Reds from 1986-89, before joining their Major League staff as bullpen coach from 1990-91 and pitching coach from 1992-93...was the Atlanta Braves roving minor league pitching instructor in 1994 before serving as the Marlins pitching coach from 1995-97.

### PLAYING CAREER

- Originally signed by the Reds as a non-drafted free agent in 1975.
- Pitched for 11 seasons (1975-1985) between the Reds and Detroit Tigers organizations, going 66-46 with 50 saves and a 3.96 ERA across 387 minor league appearances (80 starts).
- Made 7 career Major League relief appearances with the Tigers in 1981 and '82, recording a 5.40 ERA. Made his ML debut on September 11, 1981 vs. CLE ( 0.1 IP, 1 IBB).

### PERSONAL

- He and his wife, Jane, have 3 children: Charlotte (a 2015 NYU graduate), Claire (a 2017 NYU graduate) and Scott (a junior at the University of Chicago).
- Attended Bradley University and Florida State University, graduating from FSU with a degree in business management.
- Was a member of FSU's 1975 NCAA Regional Championship team.



### LARRY ROTHSCHILD CAREER PITCHING RECORD

YEAR	TEAM	W	L	ERA	G	GS	CG	SHO	SV	IP	H	R	ER	HR	HB	BB	IBB	SO	WHIP	WP	BK	TBF	BB/9	SO/9	SO/BB
1975	EUG (A)	3	0	2.73	21	0	0	0	6	33.0	17	11	10	1	2	21	0	36	1.15	4	0	N/A	5.7	9.8	1.71
1975	BIL (R)	0	2	7.88	6	0	0	0	1	8.0	14	11	7	0	0	7	0	12	2.63	0	0	N/A	7.9	13.5	1.71
1976	TR (AA)	11	3	2.05	30	12	10	5	5	123.0	96	33	28	7	4	29	2	75	1.02	6	0	N/A	2.1	5.5	2.59
1977	IND (AAA)	4	4	4.21	29	14	2	1	1	92.0	93	51	43	12	6	34	0	43	1.38	2	1	N/A	3.3	4.2	1.26
1978	IND (AAA)	4	0	2.20	8	6	2	0	0	45.0	31	15	11	2	4	19	3	38	1.11	2	0	N/A	3.8	7.6	2.00
1978	AMA (AA)	5	5	4.17	12	12	5	1	0	82.0	83	42	38	9	4	21	1	57	1.27	4	0	N/A	2.3	6.3	2.71
1978	NAS (AA)	0	0	4.50	5	0	0	0	1	12.0	14	7	6	0	0	4	0	9	1.50	1	0	N/A	3.0	6.8	2.25
1979	IND (AAA)	1	6	5.27	33	10	0	0	6	82.0	85	52	48	3	1	56	3	68	1.72	3	0	N/A	6.1	7.5	1.21
1980	IND (AAA)	8	7	4.22	33	14	1	0	1	113.0	111	60	53	11	1	44	3	74	1.37	4	3	N/A	3.5	5.9	1.68
1981	DET	0	0	1.59	5	0	0	0	1	5.2	4	1	1	0	0	6	1	1	1.77	0	0	27	9.5	1.6	0.17
1981	EV (AAA)	8	5	3.27	56	0	0	0	15	77.0	62	32	28	4	5	29	9	81	1.18	1	0	N/A	3.4	9.5	2.79
1982	DET	0	0	13.50	2	0	0	0	0	2.2	4	4	4	1	0	2	0	0	2.25	0	0	14	6.8	0.0	0.00
1982	EV (AAA)	6	4	3.65	45	0	0	0	10	69.0	73	34	28	7	2	30	3	45	1.49	4	0	N/A	3.9	5.9	1.50
1983	LV (AAA)	9	2	5.09	38	0	0	0	2	74.1	88	43	42	10	2	34	1	39	1.64	0	1	N/A	4.1	4.7	1.15
1984	DEN (AAA)	6	3	4.02	31	9	1	1	2	109.2	109	58	49	12	4	51	0	71	1.46	10	1	N/A	4.2	5.8	1.39
1985	IOW (AAA)	1	5	5.32	40	3	0	0	0	89.2	101	58	53	10	4	34	5	58	1.51	7	0	N/A	3.4	5.8	1.71
<b>MLB Totals</b>		0	0	5.40	7	0	0	0	1	8.1	8	5	5	1	0	8	1	1	1.92	0	0	41	8.6	1.1	0.13
<b>Minors Totals</b>		66	46	3.96	387	80	21	8	50	1009.2	977	507	444	88	39	413	30	706	1.38	48	6	N/A	3.7	6.3	1.71



# MANAGER & COACHES

# 56



## SKIP SCHUMAKER

ASSOCIATE MANAGER

<b>Full Name</b>	Jared Michael Schumaker
<b>Date of Birth</b>	February 3, 1980 in Torrance, California
<b>Opening Day Age</b>	40
<b>Named to Staff</b>	November 13, 2017
<b>Position as a Player</b>	Infielder/Outfielder
<b>MLB Coaching Career</b>	First Base Coach (2018-19, SD); Associate Manager (2020, SD)

### COACHING CAREER

- Is in his 5th year with the Padres organization, 3rd on the Major League coaching staff and 1st as associate manager.
- Spent the last 2 seasons as first base coach after serving as an assistant to baseball operations and player development from 2016-17.

### PLAYING CAREER

- Selected by St. Louis in the 5th round of the 2001 MLB Draft.
- Played professionally for a total of 15 years, including 11 seasons in the Major Leagues with the Cardinals (2005-12), Dodgers (2013) and Reds (2014-15)...hit a combined .278 (905-for-3252) with 169 doubles, 13 triples, 28 home runs, 284 RBI and 416 runs scored in 1,149 big league games.
- A 2-time World Series Champion in 2006 and 2011 with the Cardinals, Schumaker was an integral part of their 2011 title, appearing in 6 World Series games against Texas, including starts in center field in Game 5, 6 and 7...finished the postseason with a .381 (8-for-21) average with 4 RBI and 2 runs scored in 11 games.
- In both 2014 and 2015, was the Cincinnati Reds nominee for the MLBPA's Marvin Miller Man of the Year award.

### PERSONAL

- He and his wife, Lindsey, have a son, Brady, and a daughter, Presley.
- Resides in Ladera Ranch, Calif.
- Attended the University of California, Santa Barbara and had 100 total hits for a batting average of an even .400 in 2001.
- Played for the Team USA Squad that went 8-1 and qualified for the 2008 Olympic Games by beating Cuba in the qualifying tournament where he hit .405 with a home run and 8 RBI in 9 games.
- Is in a on-going "prank war" with Cardinals pitcher Adam Wainwright.



### SKIP SCHUMAKER CAREER BATTING RECORD

SEASON	TEAM	AVG	G	AB	R	H	2B	3B	HR	RBI	BB	IBB	SO	SB	CS	OBP	SLG	OPS	PA	HBP	SAC	SF	GIDP
2001	NJC (A)	.253	49	162	22	41	10	1	0	14	29	1	33	11	2	.368	.327	.695	195	1	2	1	4
2002	POT (A)	.287	136	551	71	158	22	4	2	44	45	3	84	26	16	.342	.352	.694	606	2	6	2	10
2003	TEN (AA)	.251	91	342	43	86	20	3	2	22	37	2	54	6	6	.330	.345	.675	387	4	2	2	4
2004	TEN (AA)	.316	138	516	78	163	29	6	4	43	60	3	61	19	14	.389	.419	.807	583	2	4	1	7
2005	STL	.250	27	24	9	6	1	0	0	1	2	0	2	1	0	.308	.292	.599	26	0	0	0	0
	MEM (AAA)	.287	115	443	66	127	24	3	7	34	29	1	54	14	3	.330	.402	.732	487	2	8	5	14
2006	STL	.185	28	54	3	10	1	0	1	2	5	1	6	2	1	.254	.259	.513	60	0	1	0	1
	MEM (AAA)	.306	95	369	47	113	13	3	3	27	23	1	48	11	4	.348	.382	.730	403	3	4	4	12
2007	STL	.333	88	177	19	59	12	2	2	19	8	0	20	1	1	.358	.458	.816	188	0	1	2	5
	MEM (AAA)	.306	59	232	34	71	16	0	7	31	27	1	37	2	3	.382	.466	.847	264	2	2	1	4
2008	STL	.302	153	540	87	163	22	5	8	46	47	2	60	8	2	.359	.406	.765	594	2	4	1	19
2009	STL	.303	153	532	85	161	34	1	4	35	52	2	69	2	2	.364	.393	.757	586	0	1	1	4
2010	STL	.285	137	476	66	126	18	1	5	42	43	2	64	5	3	.328	.338	.667	529	4	2	4	7
2011	STL	.283	117	367	34	104	19	0	2	38	27	3	50	0	2	.333	.351	.685	400	2	1	3	10
2012	STL	.276	107	272	37	75	14	4	1	28	27	2	50	1	1	.339	.368	.707	304	0	3	2	6
	MEM (AAA)	.286	7	21	5	6	2	0	0	0	4	0	3	1	0	.400	.381	.781	25	0	0	0	1
2013	LAD	.263	125	319	31	84	16	0	2	30	28	0	54	2	2	.332	.332	.665	356	5	3	0	11
2014	CIN	.235	83	247	22	58	12	0	2	22	18	0	50	2	1	.287	.308	.595	271	1	3	2	3
	LOU (AAA)	.417	4	12	1	5	4	0	0	3	1	0	3	0	0	.462	.750	1.212	13	0	0	0	0
2015	CIN	.242	131	244	23	59	20	0	1	21	23	2	51	2	2	.306	.336	.642	268	0	0	1	7
<b>MLB Totals</b>		.278	1149	3252	416	905	169	13	28	284	280	14	476	26	17	.337	.364	.701	3582	14	19	16	73
<b>Minors Totals</b>		.291	694	2648	367	770	140	20	25	218	255	12	377	90	48	.355	.387	.742	2963	16	28	16	56



# MANAGER & COACHES



## RYAN FLAHERTY

MAJOR LEAGUE ADVANCE SCOUT/DEVELOPMENT COACH

Full Name	Ryan Edward Flaherty
Date of Birth	July 27, 1986 in Portland, Maine
Opening Day Age	33
Named to Staff	December 5, 2019
Position as a Player	Infielder
MLB Coaching Career	Major League Advance Scout/Development Coach (2020, SD)
Pronunciation	FLAIR-ety

# 84

### COACHING CAREER

- Flaherty is in his 1st season with the Padres organization as Major League advance scout/development coach after an 8-year MLB playing career with the Baltimore Orioles (2012-17), Atlanta Braves (2018) and Cleveland Indians (2019).

### PLAYING CAREER

- Played in 547 games (360 starts) and made appearances at 2B (195), 3B (171), SS (72), 1B (35), RF (30), LF (13) and DH (5)... hit .215 (284-for-1324) with 52 2B, 5 3B, 37 HR, 142 RBI and 152 runs scored.
- Played in 13 postseason games and hit .265 (9-for-34) with 2 HR, 5 RBI and 5 runs scored.

### PERSONAL

- Married to Ashley, and the couple reside in Boca Raton, FL.
- Attended Vanderbilt University where he was a Second-Team All-America selection by the American Baseball Coaches Association and Rivals.com in 2007.
- Drafted by the Chicago Cubs in the first round (41st overall) of the 2008 First-Year Player Draft.
- Graduated from Deering High School (ME), where he played quarterback on the 2003 Deering Class-A State Champions (13-0).
- Is the oldest son of Ed Flaherty, a longtime baseball coach at the University of Southern Maine.
- Brother-in-law of Nick Markakis.



## KEITH WERMAN

MAJOR LEAGUE DEVELOPMENT COORDINATOR

Full Name	Keith Edward Werman
Date of Birth	October 1, 1989 in Redondo Beach, California
Opening Day Age	30
Named to Staff	November 13, 2017
Position as a Player	Infielder
MLB Coaching Career	Major League Development Coordinator (2018-present, SD)

# 82

### COACHING CAREER

- Keith Werman is in his 3rd season with the Padres organization as Major League development coordinator.
- He joined the Major League staff in 2018 after serving as the 3B coach for Triple-A El Paso in 2017.
- Spent 3 seasons with the Hokkaido Nippon-Ham Fighters in Japan as International Operations Coordinator.

### PLAYING CAREER

- Signed by the Seattle Mariners as a minor league free agent on June 17, 2012 and played in the system for 2 seasons.
- Switched to second base at the University of Virginia, where he hit a career .309 with 178 hits and helped the Cavaliers reach the College World Series in 2009 and 2011...he led the nation in sacrifice bunts with 27 in 2011 and 28 in 2012.

### PERSONAL

- Earned First-Team All-Met honors by the Washington Post in 2008 as a senior after hitting .450 as a catcher, going the entire season without an error or passed ball.
- He resides in San Diego with his wife, Melissa, and their son, Bennett.



## GRIFFIN BENEDICT

BULLPEN CATCHER/MAJOR LEAGUE INSTRUCTOR

Full Name	Griffin D. Benedict
Date of Birth	July 4, 1987 in Atlanta, Georgia
Opening Day Age	32
Named to Staff	2011
Position as a Player	Catcher
MLB Coaching Career	Bullpen Catcher/Major League Instructor (2011-present, SD)

# 81

### COACHING CAREER

- Griffin Benedict is in his 10th season with the Padres as bullpen catcher/Major League instructor.
- Joined the Major League staff during Spring Training of 2011 and has contributed to the Padres scouting department for the past 6 years.

### PERSONAL

- Son of former All-Star catcher Bruce Benedict.
- Resides in Dunwoody, Ga., with his wife, Cassie, and their daughter, Margaret.

### PLAYING CAREER

- A minor league catcher, he was signed by the Padres as a 16th-round selection in the 2009 First-Year Player Draft and played parts of 2 minor league seasons between Short-A Eugene, Single-A Fort Wayne and Triple-A Portland.
- Played baseball at Georgia Southern University and attended St. Pius X High School (GA).



## PETER SUMMERVILLE

BULLPEN CATCHER / COACHING ASSISTANT

Full Name	Peter Summerville
Date of Birth	January 10, 1992 in Seattle, Washington
Opening Day Age	28
Named to Staff	2019
Position as a Player	Catcher
MLB Coaching Career	Bullpen Catcher (2019-present, SD)

# 83

### COACHING CAREER

- Peter Summerville is in his 2nd season with the Padres organization as bullpen catcher/coaching assistant.
- He joined the club in 2019 after spending 2 seasons with the Los Angeles Dodgers as a development coach.

### PERSONAL

- Born in Seattle, WA, and he attended Seattle Academy for high school.
- Son of Clyde and Karen and has a younger brother, Andrew, who played in the Cardinals organization.

### PLAYING CAREER

- He was signed by the Dodgers as a minor league free agent on August 12, 2016.
- Played all 4 years collegiately at Santa Clara University and graduated with a Bachelor's Degree in finance.

# UC SAN DIEGO HEALTH



## CATHERINE M. ROBERTSON, MD


*BOARD-CERTIFIED ORTHOPEDIC SURGEON*

Dr. Robertson is the Padres head team physician.

Is a board-certified orthopedic surgeon who specializes in treating injuries of the shoulder, knee and hip using minimally invasive techniques for restoring joint function and to treat complex ligament, tendon, cartilage and meniscus injuries.

Completed her residency training at UC San Diego School of Medicine and her fellowship training in sports medicine and shoulder surgery at the Hospital for Special Surgery in New York City.

Dr. Robertson is Chief of Sports Medicine at UC San Diego Health. She was associate team physician for the San Diego Chargers from 2013-2017. She is also team physician for the San Diego Sea Lions women's professional soccer team and UC San Diego Tritons, as well as the lead physician for the partnership between UC San Diego Health and the US Olympic Committee.



## KENNETH S. TAYLOR, MD


*BOARD-CERTIFIED IN FAMILY AND SPORTS MEDICINE*

Dr. Taylor is a Padres team physician, serving as the lead primary care physician for the club.

Is a board-certified family medicine doctor who specializes in sports medicine. His expertise includes diagnosing, treating and preventing athletic injuries. Dr. Taylor has a special interest in using musculoskeletal ultrasound to perform diagnostic and therapeutic treatments.

Dr. Taylor completed a fellowship and residency at UC San Diego School of Medicine, where he also earned his medical degree.

He is a co-team physician for the San Diego Sockers and the head team physician for UC San Diego intercollegiate and club athletics. Dr. Taylor also serves as the medical director for the International Surfing Association.



## DANIEL SLATER, MD

*BOARD-CERTIFIED IN FAMILY MEDICINE*

Dr. Slater is a Padres associate team physician.

Is board certified in both family medicine and integrative medicine, and he is a fellow of the American Academy of Family Physicians (FAAFP).

Dr. Slater completed a fellowship in integrative medicine at the University of Arizona and a residency in family medicine at UCLA Medical Center, Santa Monica. He earned his medical degree from UC San Diego.

A professor in the Department of Family Medicine and Public Health, Dr. Slater trains medical students and residents at UC San Diego School of Medicine.



## BRYAN LEEK, MD

*BOARD-CERTIFIED IN SPORTS MEDICINE*

Dr. Leek is a Padres associate team physician.

He is a board-certified orthopedic surgeon specializing in sports medicine and upper extremity surgery. He has advanced training in both sports medicine and surgical management of injuries to the shoulder, elbow, hand, wrist.

Dr. Leek completed his Orthopedic Surgery residency at UC San Diego School of Medicine and his fellowship training in Sports Medicine at the San Diego Sports Medicine and Arthroscopy Fellowship. His upper extremity fellowship was completed at the CV Starr Hand Center, Roosevelt Hospital in New York City.



## AMY LEU, DO

*BOARD-CERTIFIED IN FAMILY AND SPORTS MEDICINE*

Dr. Leu is a Padres associate team physician.

She is board certified in family medicine with specialty training in sports medicine. Her expertise includes the diagnosis and treatment of athletic injuries as well as general primary care.

Dr. Leu completed her fellowship training at UC San Diego and her residency at UC Irvine. She completed her medical degree at Touro University.

She also serves as a team physician for UC San Diego Intercollegiate and Club Sports Athletics and is a team physician for the US Figure Skating Association.



# 2020 SAN DIEGO PADRES





# ABRAHAM ALMONTE

Height: 5-10

Bats: S

Weight: 223

Throws: R

ahl-MAHN-tay

# 16

OUTFIELDER

Full Name	Abraham Almonte
Date of Birth	June 27, 1989 in Santo Domingo, Dominican Republic
Current Residence	Santo Domingo, Dominican Republic
2020 Opening Day Age	30
MLB Service Time	4.017
MLB Debut	August 30, 2013 @ HOU (with SEA)
How Obtained	Signed as a minor league free agent on December 10, 2019
Contract Status	Signed through 2020

## QUICK HITS

- In 2014, was acquired by SD from SEA along with Stephen Kohlscheen in exchange for Chris Denorfia. Played in 31 games with the Padres between 2014-15, slashing .243/.293/.336 with 8 doubles, 2 HR, 11 RBI and 15 runs scored before the Indians acquired him for LHP Marc Rzepczynski on July 31, 2015.
- Has played for 5 different ML clubs (SEA: 2013-14, SD: 2014-15, CLE: 2015-17, KC: 2018, and ARI: 2019).
- Made his ML Debut with SEA in 2013, where he was named the Mariners Minor League Heart and Soul Award winner for his exemplary play and leadership.
- Has played 9 seasons in the Dominican Winter League, playing in 165 games and slashing .251/.331/.309.

## 2019 SEASON

- Played in 17 games with ARI and divided the year between Reno (AAA) and AZL D-Backs (R)...his .969 OPS in the month of September ranked 2nd on the ML club behind Ketel Marte's 1.183 OPS (min. 30 PA).
- With ARI, hit .290 (9-for-31) with 3 2B, 1 3B, 1 HR, 4 RBI, 7 BB and 11 runs scored in 17 games...made 9 appearances (6 starts) in RF and 3 appearances (1 start) in CF.
- Selected from REN on Sept. 1...hit .270/.382/.558 with 33 2B, 17 HR and 59 RBI in 91 games with the Aces.
- Batted .268 (89-for-332) between the minor league clubs.

## CAREER NOTES

### 2018

- Appeared in 50 games for KC, slashing .179/.260/.284 with 1 2B, 2 3B, 3 HR, 9 RBI and 15 runs scored.
- Designated for assignment on July 16...released on July 18.
- Attended Spring Training with CLE but was claimed off waivers by KC on April 2.

### 2017

- Spent the season between CLE and Columbus (AAA)...had 2 stints on the DL (May 16-July 4), missing 58 games.
- Made 28 starts in RF (32 games), 8 starts in CF, 10 starts in LF (19 games) and 2 starts at DH.

## ACCOLADES

MiLB.com Organization All-Star (2013, SEA)

Mid-Season All-Star (2012, Eastern League & 2008, South ATL League)

- Hit a HR an estimated 505 ft. on July 16 @ OAK (while with CLE)...at the time of the homer, had 2 long balls in the previous 2 seasons combined.

### 2016

- Suspended for the 1st 80 games of the season after testing positive for Boldenone (suspension was handed down on Feb. 26) and was ineligible for postseason play.
- Placed on the active ML roster on July 3 and spent the remainder of the season on the active roster for CLE.

### 2015

- Acquired by CLE from SD on July 31 for Marc Rzepczynski and was optioned to Columbus (AAA)...appeared in 2 games before being recalled on Aug. 8.
- In his CLE debut on August 8 vs. MIN, went 4-for-5 with 3 runs, 2 2B and 1 HR...marked the 1st time an Indian (since at least 1914) recorded 4 hits and 3 XBH in a club debut.
- Hit his 1st-career grand slam on August 30 vs. LAA.

### 2014

- Split the season between SEA and SD after being acquired by the Padres at the trade deadline...made his 1st-career Opening Day roster with the Mariners.
- Sustained a left high ankle sprain on Sept. 6 @ COL, returned on Sept. 14 and re-injured his ankle on Sept. 20.

### 2013

- Made his ML debut with SEA in August, splitting the season between Jackson (AA), Tacoma (AAA) and SEA.
- Reached base safely in 18 consecutive games with at least 1 AB to begin his career.
- Named the Mariners Minor League Heart and Soul Award winner for his exemplary play and leadership.



**NON-ROSTER  
INVITEE**

## 2006-2012

• Spent most of the **2012** season with Trenton (AA) and was named an Eastern League Mid-Season All-Star...in **2011**, hit .268 in 131 games, but in **2010**, played just 15 games with Tampa (A) before undergoing surgery for a right labrum tear...in both **2009** and **2008**, played 115 games in each season for Charleston (A)...in **2007**, played with the GCL Yankees (R), batting .288 in 49 games, and in **2006**, played 63 games.

## PERSONAL

- His wife's name is Virginia, and the couple have 2 children: Hidekel and Ezequias.
- Cites his mother, Felicita, as the biggest influence in his life.
- His Players' Weekend nickname, "El Varon," translates to "The Man."

## ABRAHAM ALMONTE CAREER BATTING RECORD

SESON	TEAM	AVG	G	AB	R	H	2B	3B	HR	RBI	BB	IBB	SO	SB	CS	OBP	SLG	OPS	PA	HBP	SAC	SF	GIDP
2006	DSL NY1 (R)	.254	63	209	51	53	11	3	8	26	55	2	45	36	14	.409	.450	.859	265	0	1	0	1
2007	YAN (R)	.288	49	160	29	46	4	3	3	16	21	0	34	8	9	.372	.406	.778	185	1	2	1	0
2008	CSC (A)	.228	115	443	61	101	20	7	8	46	47	1	101	29	10	.303	.359	.662	495	1	3	1	4
2009	CSC (A)	.280	115	440	63	123	14	10	5	56	35	0	81	36	5	.333	.391	.724	484	2	4	3	5
2010	TAM (A)	.263	15	57	9	15	3	1	0	3	6	0	16	5	3	.333	.351	.684	63	0	0	0	0
2011	TAM (A)	.268	131	537	92	144	27	11	4	52	52	2	100	30	11	.333	.382	.715	598	2	3	4	9
2012	TRN (AA)	.276	78	319	47	88	17	4	4	25	37	2	59	30	5	.350	.392	.742	359	0	2	1	1
	YAN (R)	.222	7	18	2	4	2	0	0	2	0	4	2	0	0	.300	.333	.633	20	0	0	0	0
2013	SEA	.264	25	72	10	19	4	0	2	9	6	0	21	1	0	.313	.403	.715	82	0	2	2	2
	JXN (AA)	.255	29	102	18	26	6	1	4	18	18	2	28	6	1	.367	.451	.818	120	0	0	0	3
	TAC (AAA)	.314	94	338	63	106	17	5	11	50	49	3	66	20	7	.403	.491	.894	396	2	6	1	2
2014	SEA	.198	27	106	10	21	5	1	1	8	6	0	40	3	1	.248	.292	.540	113	1	0	0	1
	SD	.265	32	98	9	26	5	0	2	7	6	0	20	1	2	.305	.378	.682	107	0	2	1	4
	TAC (AAA)	.267	72	277	42	74	10	3	6	31	28	0	66	7	4	.333	.390	.723	312	0	6	1	6
2015	CLE	.264	51	178	30	47	9	5	5	20	16	0	33	6	0	.321	.455	.776	196	0	0	2	4
	SD	.204	31	54	6	11	3	0	0	4	5	0	19	1	1	.271	.259	.530	62	0	3	0	1
	ELP (AAA)	.275	61	244	43	67	18	2	4	35	33	1	46	11	4	.361	.414	.775	282	0	5	0	5
	COL (AAA)	.250	2	8	2	2	0	1	0	0	1	0	2	0	0	.333	.500	.833	9	0	0	0	1
2016	CLE	.264	67	182	24	48	20	1	1	22	8	1	42	8	0	.294	.401	.695	194	1	0	3	5
	COL (AAA)	.444	7	27	6	12	2	1	1	4	5	0	4	2	0	.545	.704	1.249	33	1	0	0	1
2017	CLE	.233	69	172	26	40	8	3	3	14	20	0	46	2	1	.314	.366	.681	195	1	1	1	2
	COL (AAA)	.260	23	77	11	20	6	1	2	6	15	4	13	3	1	.380	.442	.822	92	0	0	0	4
2018	KC	.179	50	134	15	24	1	2	3	9	15	0	36	2	2	.260	.284	.544	151	0	1	1	6
2019	ARI	.290	17	31	11	9	3	1	1	4	7	0	8	0	0	.421	.548	.969	38	0	0	0	1
	RNO (AAA)	.270	91	319	78	86	33	4	17	59	60	1	70	12	3	.382	.558	.940	382	0	0	3	4
	DIA (R)	.231	3	13	4	3	0	0	2	3	0	0	1	1	0	.231	.692	.923	13	0	0	0	0
MLB Totals		.239	369	1027	141	245	58	13	18	97	89	1	265	24	7	.298	.373	.671	1138	3	9	10	26
Minors Totals		.270	955	3588	621	970	190	57	79	430	464	18	736	238	77	.354	.421	.775	4108	9	32	15	46

## CAREER TRANSACTIONS

**OPTIONS USED: 2/3**

2005 Signed by NYY as a non-drafted free agent, July 2

2013 Acquired by SEA from NYY in exchange for RHP Shawn Kelley, February 13

2014 Acquired by SD from SEA along with RHP Stephen Kohlscheen, in exchange for OF Chris Denorfia, July 31

2015 Acquired by CLE from SD in exchange for LHP Marc Rzepczynski, July 31

2018 Claimed off waivers by KC, April 2

Signed by ARI as a minor league free agent, November 6

2019 Signed by SD as a minor league free agent, December 10



# GABRIEL ARIAS

Height: 6-1

Bats: R

Weight: 201

Throws: R

# 94

INFILDER



ARE-ee-as

gabriel\_27\_arias

Full Name	Gabriel Alejandro Arias Gomez
Date of Birth	February 27, 2000 in Aragua, Venezuela
Current Residence	Corona, California
2020 Opening Day Age	20
MLB Service Time	0.000
How Obtained	Signed as an international free agent on July 2, 2016
Contract Status	Signed through 2020

## QUICK HITS

- In 2019, the Venezuela native earned his 1st-career Mid-Season All-Star honors with Lake Elsinore (A), leading the team in hits (144) and home runs (17), while batting .302 for the 4th-highest AVG in the California League.
- Hit 17 HR in 2019 after hitting just 6 in his 1st 2 professional seasons.
- Entering the 2020 season, ranked as the Padres No. 9 prospect per *Baseball America*. Began 2020 Spring Training in Major League camp for the 1st time.

## 2019 SEASON

- Spent the entire season with Lake Elsinore (A), batting .302 (144-for-477) with 21 2B, 4 3B, 17 HR, 75 RBI, 62 runs scored and a .809 OPS in 120 games...set career highs in a multitude of offensive categories (AVG, OBP, SLG and HR).
- Among California League qualifiers, ranked 3rd in RBI and total bases (224), 4th in AVG, and hits, 6th in SLG (.470) and 7th in OPS.
- Hit safely in 14 of 17 games from April 15 to May 9, batting .310 (18-for-58) with 1 2B, 1 HR, 3 RBI and 6 BB during that stretch.
- Hit .353 versus lefties and .288 versus righties while hitting .322 at home versus .280 on the road.
- Hit .357 (5-for-14) with 1 2B, 2 HR, 4 RBI and 2 BB in the Cal League Championship Series vs. Visalia.

## CAREER NOTES

### 2018

- Spent the entire campaign with Fort Wayne (A), batting .240 (109-for-455) with 3 3B, 6 HR, 55 RBI and a career-high 27 2B and 41 BB.
- On August 27, hit FW's 1st cycle since 1993, going 5-for-6 with 5 RBI and 2 runs scored in a 15-5 TinCaps win over the South Bend Cubs.
- Played 111 games at SS (110 starts), making 30 errors in 492 total chances...also played 6 games (all starts) at 3B.
- Played winter ball in Venezuela during the offseason for the Tiburones de La Guaira where he slashed .254/.323/.288 in 24 games.

## ACCOLADES


### California League Mid-Season All-Star (2019, Lake Elsinore)

### 2017

- Split his 1st season as a professional between AZL Padres 2 (R) and Fort Wayne (A), batting a collective .265 with 7 2B, 3 3B, 17 RBI, 12 BB and 26 runs scored.
- Made his professional debut with the AZL Padres 2, slashing .275/.329/.353.
- During the offseason, played for the Canberra Cavalry of the Australian Baseball League and hit .271 (29-for-107) with 6 2B, 1 3B, 5 HR and 23 RBI in 29 games.



**NON-ROSTER  
INVITEE**



**GABRIEL ARIAS CAREER BATTING RECORD**

SEASON	TEAM	AVG	G	AB	R	H	2B	3B	HR	RBI	BB	IBB	SO	SB	CS	OBP	SLG	OPS	PA	HBP	SAC	SF	GIDP
2017	FW (A)	.242	16	62	8	15	1	0	0	4	2	0	16	1	0	.266	.258	.524	64	0	0	0	6
	SD2 (R)	.275	37	153	18	42	6	3	0	13	10	0	51	4	6	.329	.353	.682	168	3	1	1	5
2018	FW (A)	.240	124	455	54	109	27	3	6	55	41	1	149	3	3	.302	.352	.654	504	1	4	3	12
2019	LE (A)	.302	120	477	62	144	21	4	17	75	25	2	128	8	4	.339	.470	.809	511	4	1	4	6
<b>Minors Totals</b>		.270	297	1147	142	310	55	10	23	147	78	3	344	16	13	.319	.396	.715	1247	8	6	8	29

**CAREER TRANSACTIONS**

**OPTIONS USED: 0/3**

2016 Signed by SD as an international free agent, July 2



# PEDRO AVILA

# 44

**RIGHT-HANDED  
PITCHER**

Height: 5-11    Bats: R  
Weight: 210    Throws: R

AH-vee-la  
 pedroavilapuentes

Full Name	Pedro Manuel Avila Puentes
Date of Birth	January 14, 1997 in Caracas, Venezuela
Current Residence	Caracas, Venezuela
2020 Opening Day Age	23
MLB Service Time	0.002
MLB Debut	April 11, 2019 @ ARI (with SD)
How Obtained	Acquired from WSH in exchange for Derek Norris, December 2, 2016
Contract Status	Signed through 2020

## QUICK HITS

- Made his ML debut in his start on April 11, 2019 at ARI (1 run, 4 hits, 5 SO, 1 BB), which was his only appearance for SD in 2019 at the big league level. Prior to his debut, his 1 start for Amarillo (AA) was the highest level at which he had pitched.
- Underwent Tommy John surgery on September 14, 2019.
- On August 8, 2017, struck out a Fort Wayne (A) record 17 batters with 0 BB allowed.
- His 142 SO in 2018 ranked 2nd in the California League and 3rd in the Padres system while his 170 SO in 2017 led all SD farmhands.

## 2019 SEASON

- Made his ML debut for SD on April 11 at ARI and spent the rest of the season between Amarillo (AA) and the AZL Padres (R)...after ending his rehab program for a strained right elbow with the AZL Padres, Avila made 1 start for AMA in August before aggravating the injury and undergoing Tommy John surgery on September 14.
- Tossed 5.1 innings of 1-run, 4-hit ball in his ML debut on April 11 at ARI, striking out 5 and walking 1 but did not factor into SD's 7-6 eventual win...with his start, it marked the 1st time in SD history in which the team saw 3 debuts as a starting pitcher within the 1st 14 games of a season (also: Nick Margevicius on March 30 vs. SF and Chris Paddock on March 31 vs. SF).
- The Padres posted 6 consecutive ML debuts of 5.0+ innings and 2 earned runs-or-fewer, with Avila's being the 4th...in order: Jacob Nix (2018), Nick Margevicius, Chris Paddock, Pedro Avila, Cal Quantrill and Logan Allen...the Padres became the 1st team to string together 6 straight such ML debuts overlapping seasons since the Los Angeles Dodgers from August 2002 to May 2008.
- Made just 1 start for AMA prior to his big league debut, a 1-run, 2-hit outing across 6.0 IP on April 6 at Corpus Christi...prior to 2019, he had not made an appearance above A-ball.

## ACCOLADES

California League Mid-Season All-Star (2018, Lake Elsinore)

## CAREER NOTES

### 2018

- Spent the entire season with Lake Elsinore (A), going 7-9 with a 4.27 ERA (62 ER, 130.2 IP) across 24 appearances (20 starts).
- Earned California League Mid-Season All-Star honors and logged a career-high 130.2 IP...his 142 SO led all LE hurlers, ranked 2nd in the CAL and 3rd in the Padres system.
- Allowed 3 earned runs-or-fewer in 8 of his 10 outings (3.72 ERA) in the first 2 months of the season from April 8-May 31.
- For LE, earned the win in each of his 6 outings (3 starts) from July 5-August 5...went 4-0 with a 2.67 ERA (9 ER, 30.1 IP) and 33 SO against 8 BB over the stretch.
- Recorded 4 double-digit SO games, including a season-high 11 punchouts in his season finale on August 29 at Inland Empire.

### 2017

- Split the season between LE and Fort Wayne (A) after being acquired by SD in the offseason from WSH in exchange for C Derek Norris.
- Pitched to a combined 8-5 record between LE and FW with a 3.70 ERA (53 ER, 129.0 IP) across 24 appearances (23 starts)...his 170 SO led the Padres farm system.
- Began the season with LE where he made 10 appearances (9 starts), posting a 4.98 ERA (24 ER, 43.1 IP).
- Assigned to FW on June 12 where he went 7-1 with a 3.05 ERA (29 ER, 85.2 IP) with 117 SO against 15 BB.
- Recorded 4 double-digit SO games, including a franchise-best 17 punchouts and 0 BB on August 8 at Great Lakes, retiring the final 19 batters he faced and striking out 9 of his last 10.
- Tabbed by *Baseball America* as having the best curveball in the Padres' system following the season.



**NON-ROSTER  
INVITEE**

**2016**

• Spent the entire season with Hagerstown (A) of WSH, going 7-7 with a 3.48 ERA (36 ER, 93.0 IP) with 92 SO against 38 BB across 20 appearances (all starts).

**2015**

• Made his professional debut with the DSL Nationals (R) while also making 1 appearance for the GCL Nationals (R), going a combined 7-3 with a 2.12 ERA (15 ER, 63.2 IP), 92 SO against 18 BB.

**PEDRO AVILA CAREER PITCHING RECORD**

SEASON	TEAM	W	L	ERA	G	GS	CG	SHO	SV	IP	H	R	ER	HR	HB	BB	IBB	SO	WHIP	AVG	AB	WP	BK	GIDP	TBF	NP-S
2015	NAT (R)	1	0	0.00	1	0	0	0	0	4.0	1	0	0	0	1	1	0	5	0.50	.077	13	1	0	0	15	N/A - N/A
	DSL NAT (R)	6	3	2.26	13	13	0	0	0	59.2	46	22	15	1	5	17	0	87	1.06	.211	218	8	0	1	244	N/A - N/A
2016	HAG (A)	7	7	3.48	20	20	0	0	0	93.0	86	41	36	10	7	38	0	92	1.33	.249	346	3	0	7	395	1,408 - 862
2017	LE (A)	1	4	4.98	10	9	0	0	0	43.1	50	31	24	2	2	18	0	53	1.57	.284	176	12	2	4	197	773 - 450
	FW (A)	7	1	3.05	14	14	0	0	0	85.2	74	31	29	3	5	15	0	117	1.04	.231	320	2	1	3	345	1,187 - 763
2018	LE (A)	7	9	4.27	24	20	0	0	1	130.2	136	69	62	8	5	54	0	142	1.45	.270	504	13	0	17	568	2,112 - 1,324
2019	SD	0	0	1.69	1	1	0	0	0	5.1	4	1	1	0	1	2	0	5	1.13	.200	20	0	0	0	23	85 - 55
	AMA (AA)	0	2	8.25	3	3	0	0	0	12.0	14	12	11	4	1	6	0	13	1.67	.286	49	1	1	0	56	213 - 135
	SD1 (R)	0	1	0.90	3	2	0	0	0	10.0	5	1	1	0	0	2	0	15	0.70	.143	35	1	0	0	37	75 - 66
	SD2 (R)	0	0	9.00	1	1	0	0	0	2.0	2	2	2	1	1	1	0	3	1.50	.250	8	1	0	0	10	19 - 14
<b>MLB Totals</b>		0	0	1.69	1	1	0	0	0	5.1	4	1	1	0	1	2	0	5	1.13	.200	20	0	0	0	23	85 - 55
<b>Minors Totals</b>		29	27	3.68	89	82	0	0	1	440.1	414	209	180	29	27	152	0	527	1.29	.248	1,669	42	4	32	1867	5,787 - 3,614

**CAREER TRANSACTIONS**

**OPTIONS USED: 1/3**

2014 Signed by WSH as an international free agent, July 5

2016 Acquired by SD from WSH in exchange for C Derek Norris, December 2



# LAKE BACHAR

# 85

**RIGHT-HANDED  
PITCHER**

Height: 6-2

Bats: R

Weight: 219

Throws: R



BAWK-er

6th\_great\_lake

Full Name	Lake David Bachar
Date of Birth	June 3, 1995 in Winfield, Illinois
Current Residence	Aurora, Illinois
2020 Opening Day Age	24
MLB Service Time	0.000
How Obtained	Signed as a fifth-round selection in the 2016 First-Year Player Draft
Contract Status	Signed through 2020

## QUICK HITS

- Finished the 2019 season among Texas League leaders in wins (8, T-2nd), SO (126, 5th) and IP (126.2, 6th). Earned TL Post-Season All-Star honors.
- Made 3 appearances (2 starts) in the Sod Poodles' TL Championship title run. Struck out 12 across 9.2 IP.
- In August 2019, the Sod Poodles hosted "Bachar Strong Night" as a show of encouragement for Lake's father, David, who was diagnosed with cancer in January 2018...the Sod Poodles took the field in a Padres throwback-themed jersey with #BacharStrong on the sleeve and the phrase "No One Fights Alone" on the back, a phrase that became a Bachar family rallying cry in David's fight against cancer.

## 2019 SEASON

- Played the majority of his 2019 campaign with Amarillo (AA), setting career bests in wins (8), games started (20), innings pitched (132.2) and strikeouts (133) while giving up a career-high 127 hits and 60 BB.
- Struck out a career-high 9 in 3 of his 4 starts from July 4-21...his 32 combined SO in that span ranked 2nd in all of Double-A and T-5th in the entire minors.
- Earned Texas League Pitcher of the Week honors for the week ending on July 21 after tossing a career-high-tying 7.2-shutout innings, earning the win vs. Northwest Arkansas...he first tossed 7.2-shutout innings on July 4 vs. Frisco.
- Made 10 straight starts from April 24-June 17, pitching to a 3-2 record with AMA going 6-4 in that time.
- Went 2-for-8 (.250) at the plate with 1 BB, 2 RBI and 2 runs scored.
- Finished the season among Texas League leaders in wins (8, T-2nd), strikeouts (126, 5th) and innings pitched (126.2, 6th)...earned TL Post-Season All-Star honors.
- Made 3 appearances (2 starts) in the Sod Poodles' TL Championship title run...struck out 12 across 9.2 IP
- Tied for the AMA staff lead in wins and ranked 2nd in games started (19), innings pitched (126.2), hits allowed (121), runs allowed (62), earned runs allowed (56) and strikeouts (126).

## ACCOLADES

Texas League Post-Season All-Star (2019, Amarillo)

Texas League Pitcher of the Week (July 21, 2019, Amarillo)

Midwest League Pitcher of the Week (August 20, 2017, Fort Wayne)

## CAREER NOTES

### 2018

- Played in his 1st full professional season, posting career-highs in losses (9), ERA (4.68), games (27), saves (2), SVO (2), runs (67), earned runs (60), hit batters (8) and opponent batting average (.264).
- Made 9 consecutive starts for San Antonio (AA) from July 15-Sept 1, tossing 5.0 innings-or-more in 6 of those outings.

- Made his 1st professional appearance at the plate while with SA, going 0-for-9 with 3 SO across 6 games.
- His 15 HR allowed led SA and ranked T-5th in the TL... his 7 losses and 9 wild pitches were the most among SA pitchers, while his 38 BB tied for the most among the SA pitching staff with Cal Quantrill and Logan Allen.

- Made 2 relief appearances in SA's postseason run, including one appearance in the TL Championship Series vs. Tulsa...tossed 6.0 innings combined with 1 R (ER), 1 hit (HR), 1 BB and 8 SO.

### 2017

- Made 13 appearances (7 starts) between the AZL Padres and Fort Wayne (A), going 5-1 with a 3.38 ERA (19 ER, 50.2 IP).
- Did not allow a run through his 1st 4 appearances while with AZL Padres 1 but went on to allow opponents to score at least 1 run in 8 of his last 9 games between AZL Padres 1, AZL 2 and FW.
- Assigned to FW on July 28 and made 6 consecutive starts for the TinCaps, tossing 5.0 innings-or-more in 5 of those starts and 6.0 innings-or-more in 3 of those starts.
- Earned Midwest League Pitcher of the Week honors for FW for the week ending on August 20, during which he earned the win in his start on August 17 after tossing 7.0-perfect-innings vs. South Bend...FW ended up falling one out shy of a perfect game.





**NON-ROSTER  
INVITEE**

- Made 1 start for FW in Game 2 of the MWL Championship Series vs. Quad Cities, suffering the loss after allowing 1 R (earned) on 4 hits and 4 BB in 3.1 IP with 2 SO.

## 2016

- Began his professional campaign by splitting time between the AZL Padres 1 (R), Lake Elsinore (A) and Fort Wayne (A).
- Posted a 1-0 record with a 1.83 ERA through his 1st 6 games (4 starts) before falling to 0-2 with a 7.00 ERA in 4 games (1 start) with the AZL Padres 1...made 5 consecutive starts from July 3-31, 2016.
- Made 5 relief appearances between Lake Elsinore (A) and FW to round out his 1st professional season, holding opponents scoreless in 4 of those outings with just 4 hits allowed.

## PERSONAL

- In August 2019, the Amarillo Sod Poodles hosted "Bachar Strong Night" as a show of encouragement for Lake's father, David, who was diagnosed with cancer in January 2018. The Sod Poodles took the field in a Padres throwback-themed jersey with #BacharStrong on the sleeve and the phrase "No One Fights Alone" on the back, a phrase that became a Bachar family rallying cry in David's fight against cancer. The Bachar Strong jerseys were auctioned off following the game, with the proceeds going toward the Bachar family's medical expenses. The Padres also donated various items, including signed bats from Eric Hosmer and Wil Myers as well as a signed game-worn Padres jersey. Bachar Strong T-Shirts were also available in the Sod Poodles team store.
- Prior to his 2016 campaign with the University of Wisconsin-Whitewater, was ranked No. 100 on *Baseball America's* Top 100 Draft Prospects. Also tabbed as the No. 1 prospect in the Northwoods League on *Baseball America's* 2015 Summer College League Top Prospects Index.
- His 103 strikeouts led the UW-Whitewater pitching staff and the Wisconsin Intercollegiate Athletic Conference while finishing 5th in the nation. His strikeout-total tied for the 3rd-most in a single season in school program history.
- Was a member of the UW-Whitewater football team, and played football and baseball at Wheaton North High School where he was all-conference for baseball and football and all-area in baseball.

## LAKE BACHAR CAREER PITCHING RECORD

SEASON	TEAM	W	L	ERA	G	GS	CG	SHO	SV	IP	H	R	ER	HR	HB	BB	IBB	SO	WHIP	AVG	AB	WP	BK	GIDP	TBF	NP-S
2016	LE (A)	1	0	3.60	4	0	0	0	1	5.0	4	2	2	0	0	0	0	5	0.80	.250	16	0	0	0	18	43 - 27
	FW (A)	0	0	0.00	1	0	0	0	0	3.0	0	0	0	0	0	1	0	1	0.33	.000	9	0	0	0	10	36 - 24
	PAD (R)	1	2	3.45	10	5	0	0	0	28.2	25	11	11	1	1	6	0	35	1.08	.231	108	0	1	3	115	N/A - N/A
2017	FW (A)	4	1	4.06	7	6	0	0	0	37.2	33	21	17	6	0	6	0	28	1.04	.239	138	4	0	2	147	508 - 344
	SD1 (R)	1	0	1.00	5	0	0	0	0	9.0	5	1	1	0	0	6	0	15	1.22	.156	32	2	0	0	39	N/A - N/A
	SD2 (R)	0	0	2.25	1	1	0	0	0	4.0	2	1	1	0	0	2	0	4	1.00	.154	13	2	0	1	15	N/A - N/A
2018	SA (AA)	3	7	5.59	20	14	0	0	1	87.0	99	56	54	15	5	38	1	62	1.57	.292	339	9	0	4	387	1484 - 940
	LE (A)	2	2	1.91	7	4	0	0	1	28.1	16	11	6	3	3	9	0	18	0.88	.167	96	0	1	3	110	415 - 250
2019	AMA (AA)	8	4	3.98	24	19	0	0	0	126.2	121	62	56	18	6	58	0	126	1.41	.259	468	13	0	10	536	2,137 - 1,359
	LE (A)	0	0	3.00	1	1	0	0	0	6.0	6	4	2	0	0	2	0	7	1.33	.273	22	0	0	0	25	83 - 57
Minors Totals		20	16	4.03	80	50	0	0	3	335.1	311	169	150	44	15	128	1	301	1.31	.251	1241	30	2	23	1402	4,706 - 3,001

## CAREER TRANSACTIONS

**OPTIONS USED: 0/3**

2016 Signed by SD as a fifth-round selection in the First-Year Player Draft



# MICHEL BAEZ

# 49

**RIGHT-HANDED  
PITCHER**

Height: 6-7

Bats: R

Weight: 237

Throws: R

MEE-shell BYE-ez  
 @BaezCruz1  
 michelbaez20

Full Name	Michel Baez Cruz
Date of Birth	January 21, 1996 in Havana, Cuba
Current Residence	Port Au Prince, Haiti
2020 Opening Day Age	24
MLB Service Time	0.071
MLB Debut	July 23, 2019 @ NYM (with SD)
How Obtained	Signed as an international free agent on December 13, 2016
Contract Status	Signed through 2020

## QUICK HITS

**MOVING UP QUICKLY** Baez made his ML debut on July 23, 2019 at NYM. Teammate Adrian Morejon made his debut 2 days prior on July 21, making the duo the 3rd and 4th players, respectively, from the entire 2016 International Signing Class to make their ML debuts, behind only TOR's RHP Elvis Luciano and INF/OF Lourdes Gurriel Jr.

**FROM BASEBALL AMERICA** Entering the 2020 season, ranked by *Baseball America* as the Padres No. 8 prospect and the Padres No. 5 pitching prospect.

**HOT START** Began his ML career with a career-best 10.1-innings scoreless streak across his first 7 outings from July 23-August 11, 2019, during which opponents went 7-for-33 (.212).

**THE CUBAN MISSILE** The native of Havana, Cuba also goes by the pseudonym "The Cuban Missile."

## 2019 SEASON

- Began his 2019 campaign with Amarillo (AA) before having his contract selected by SD on July 21...was tabbed as the No. 70 prospect in MLB Pipeline's Top 100 and as the Padres No. 5 prospect at the time of his ML debut on July 23 at NYM.
- Began the season on the Injured List and was reinstated by AMA on May 21...went 1-0 over 5 appearances in July with a 1.04 ERA...did not allow a run in his last 4 outings with AMA.
- Began his ML career with a career-best 10.1-innings scoreless streak from July 23-August 11, during which opponents went 7-for-33 (.212) with 4 BB and 9 SO...snapped his scoreless streak on August 13 vs. TB after giving up a career-high-tying 3 ER and the 1st HR of his ML career.
- Posted a 9.0-scoreless inning streak from Aug. 20-Sept. 10, during which hitters went 5-for-34 (.147) with 5 BB and 10 SO.
- Suffered his 1st ML loss on Aug. 13 vs. TB (3 ER in 1.0 IP) and his 1st ML win on Sept. 10 vs. CHC (0 hits in 1.0 IP).
- Held opponents scoreless in 19 of his 24 ML outings and tossed a career-high 2.0 innings on 4 occasions.

## ACCOLADES

California League Pitcher of the Week (June 10, 2018)

- Made his 1st big league start on the final day of the regular season (Sept. 29 at ARI), his 1st professional start since Aug. 30, 2018 at Midland (AA)...tossed 2.0 scoreless innings with a career-high 4 SO and just 1 BB allowed.
- Held NL West opponents scoreless through his 1st 9.2 IP against them from July 27-Sept. 6...did not give up a run against divisional opponents until Sept. 13 at COL, and he went on to post a 2.04 ERA (4 ER, 17.2 IP) vs. the NL West with 19 SO and a .219 opponent batting AVG.
- Lefties hit .212 (11-for-52) with 10 SO and 3 HR...righties hit .233 (14-for-60) with 18 SO and 0 HR.
- In 12 games on the road, pitched to a 2.35 ERA (4 ER, 15.1 IP) with a .204 opponent AVG, as opposed to a 3.77 ERA (6 ER, 14.1 IP) with a .241 opponent AVG in 12 games at home.
- Relied on 4 pitches: four-seamer (58.7%), changeup (33.2%), slider (5.2%) and curve (2.9%)...opponents hit .207 with 15 SO against his four seamer and .205 with 13 SO against his changeup.

## CAREER NOTES

### 2018

- Split the campaign between San Antonio (AA) and Lake Elsinore (A), making a total of 21 appearances (all starts) with a 3.69 ERA (43 ER, 105.0 IP).
- Began the season with LE, posting a 2.91 ERA (28 ER, 86.2 IP) in 17 appearances and a .229 opponent AVG...he fanned 92 while walking 33.
- Named California League Pitcher of the Week honors for the week of June 10.
- Promoted to SA on August 9, and he made his Texas League debut on August 10 vs. Tulsa...finished the season with the Missions, going 0-3 in his 4 starts and owning a 7.36 ERA (15 ER, 18.1 IP) with a .301 opponent clip.
- Made his 2nd minor league postseason appearance and his first with SA, starting Game 1 of the semifinal game at Corpus Christi and Game 2 of the TL Championship at Tulsa...SA dropped both games, and he pitched a combined 10.2 IP with 7 hits and 6 runs (earned) allowed with 15 SO against 6 BB.



## 2017

- In his 1st professional season, Baez posted a 2.54 ERA (18 ER, 63.2 IP) in 11 appearances (all starts) between AZL Padres (R) and Fort Wayne (A).
- Made just 1 start for AZL Padres, working 5.0 IP and fanning 7...finished the season having fanned 89 batters while walking just 10.
- Promoted to FW on July 4 and made his Midwest League debut on that same day...opponents hit just .192 (41-for-214) against him with 8 HR and 8 BB allowed in his 10 starts and 58.2 IP.
- Made two MWL postseason appearances (both starts) at Bowling Green and Dayton, going 2-0 and not allowing a single run in 12.0 innings of work.



### MICHEL BAEZ CAREER PITCHING RECORD

SEASON	TEAM	W	L	ERA	G	GS	CG	SHO	SV	IP	H	R	ER	HR	HB	BB	IBB	SO	WHIP	AVG	AB	WP	BK	GDP	TBF	NP-S
2017	FW (A)	6	2	2.45	10	10	0	0	0	58.2	41	16	16	8	2	8	0	82	0.84	.192	214	6	0	0	225	811 - 555
	SD1 (R)	1	0	3.60	1	1	0	0	0	5.0	2	2	2	1	0	2	0	7	0.80	.133	15	1	0	0	18	N/A - N/A
2018	SA (AA)	0	3	7.36	4	4	0	0	0	18.1	22	20	15	4	2	12	0	21	1.85	.301	73	2	0	0	87	359 - 220
	LE (A)	4	7	2.91	17	17	0	0	0	86.2	73	32	28	5	4	33	0	92	1.22	.229	319	3	0	0	363	1,471 - 917
2019	SD	1	1	3.03	24	1	0	0	0	29.2	25	10	10	3	3	14	2	28	1.31	.223	112	1	1	0	131	521 - 323
	AMA (AA)	3	2	2.00	15	0	0	0	1	27.0	22	9	6	1	2	11	1	38	1.22	.216	102	1	1	1	115	453 - 301
<b>MLB Totals</b>		1	1	3.03	24	1	0	0	0	29.2	25	10	10	3	3	14	2	28	1.31	.223	112	1	1	0	131	521 - 323
<b>Minors Totals</b>		14	14	3.08	47	32	0	0	1	195.2	160	79	67	19	10	66	1	240	1.16	.221	723	13	1	1	808	3,094 - 1,993

### CAREER TRANSACTIONS

OPTIONS USED: 0/3

2016 Signed by SD as an international free agent, December 13



# KYLE BARRACLOUGH

# 45

**RIGHT-HANDED  
PITCHER**

Height: 6-3

Bats: R

Weight: 229

Throws: R



bear-claw

kbclaw46

Full Name	Kyle David Barraclough
Date of Birth	May 23, 1990 in Santa Clara, California
Current Residence	Jupiter, Florida
2020 Opening Day Age	29
MLB Service Time	4.020
MLB Debut	August 7, 2015 @ ATL (with MIA)
How Obtained	Signed as a minor league free agent on December 17, 2019
Contract Status	Signed through 2020

## QUICK HITS

- From 2016-19, he ranked among NL relievers in strikeouts (6th, 289), opponent SLG (11th, .332), SO/9 (11th, 11.41) and opponent AVG (19th, .210).
- Played for 6 different teams in 2019: San Francisco Giants, Washington Nationals, Harrisburg Senators (AA), Potomac Nationals (A), GCL Nationals (R) and Sacramento River Cats (AAA).
- On August 29, 2016 at NYM, became the 1st Marlins reliever ever to record 100 strikeouts in a season. Finished the season with a 2.85 ERA and a career-high 113 SO, the most by any NL reliever in 2016.

## 2019 SEASON

- Split his 8th professional season between SF and the 2019 World Champion Washington Nationals, posting a 5.61 ERA in 43 appearances between the clubs...played for 6 different teams in 2019.
- Began the season on WSH's Opening Day roster after an off-season trade landed him in WSH from MIA in October 2018...went 1-2 with a 6.66 ERA (19 ER, 25.2 IP) in 33 relief appearances for WSH.
- Placed on the 10-day IL with right radial nerve irritation from June 16-July 9...made 3 rehab appearances, 1 with GCL Nationals (R) and 2 with Potomac (A).
- Optioned to Harrisburg (AA) on July 9 and appeared in 7 games before being recalled on July 26...appeared in 1 more game with WSH before being designated for assignment on August 6.
- Claimed off waivers by SF on August 9 and optioned to Sacramento (AAA) where he made 7 relief appearances and allowed 9 runs in 5.2 innings (11.2 ERA).
- Designated for assignment by SF on August 15, cleared waivers and outrighted to SAC on August 16.
- Had his contract purchased by SF on September 2 and made his SF debut on September 2 at STL.

## ACCOLADES

National League Reliever of the Month (June, 2018, MIA)

Marlins Rookie of the Year (2016, MIA)

## CAREER NOTES

### 2018

- In his 3rd full season with MIA, he finished with a 1-6 record and 4.20 ERA with 10 saves in 17 save opportunities over 61 appearances.
- Began the season going 0-2 with a 0.99 ERA through his 1st 37 appearances, holding opponents to a .085 AVG over that span.
- Named NL Reliever of the Month for June, a month in which he faced 38 batters and allowed just 1 hit.

### 2017

- In 66 appearances for MIA, he went 6-2 with a 3.00 ERA and 1 save...ranked 8th in the NL with 22 holds, and his 76 strikeouts T-13th among NL relievers.
- On the road, was 0-1 with 1.96 ERA, ranking 6th among NL relievers in road ERA (min. 30.0 IP)...finished behind Kenley Jansen (0.80), Felipe Rivero (0.87), Brad Hand (1.76), Archie Bradley (1.85) and Chris Rusin (1.88).
- Held LHB to a .184 (23-for-125) AVG, the 4th-best opponent clip among NL right-handed relievers.
- Allowed multiple runs in just 6 of his 60 appearances.
- Placed on 10-day DL on July 26 (retro July 25) with right shoulder impingement...reinstated from DL on August 15.

### 2016

- Went 6-3 with a 2.85 ERA for MIA, recording career highs in wins (6), appearances (75), SO (113), IP (72.2) and holds (29).
- On August 29 at NYM, fanned 1 batter to make him the 1st MIA reliever ever to record 100 SO in a season...the Marlins previous high for a reliever was Robb Nen's 92 SO in 1996.



## NON-ROSTER INVITEE

- Finished the season with 113 SO, the most by a reliever in the NL and 3rd-most in the ML, behind Dellin Betances (126) and Andrew Miller (123).
- His 14.00 SO/9 also led the NL and ranked 5th in the majors...since 1970, only 4 relievers recorded more strikeouts during their rookie season.

### 2015

- Was acquired by MIA from STL on July 24 in exchange for RHP Steve Cishek...had his contract selected from Jacksonville (AA) on August 7 and made his ML debut that night at ATL.
- Earned 1st Major League win on Aug. 12 vs. BOS.
- Went 3-0 with a 2.06 ERA and 14 saves in 15 chances in 38 appearances between Springfield (AA), JAX and Palm Beach (A).

### 2012-2014

- Ranked among STL minor leaguers in **2014** in saves (11, T-3rd), appearances (48, T-4th) and SO/9.0 (11.97, 6th)... in **2013**, appeared in just 3 games with the GCL Cardinals (R) due to surgery for right rotator cuff injury...made his professional debut with Batavia (A) on June 22, **2012**, and split the season between BAT and Quad Cities (A), posting a 3.06 ERA in 15 appearances (3 starts).

### PERSONAL

- Attended Wilcox High School in Santa Clara, Calif. Lettered 3 times for baseball and twice for football. Played wide receiver and cornerback.
- Attended St. Mary's College in Moraga, Calif.
- Cheers for the San Francisco 49ers.

### KYLE BARRACLOUGH CAREER PITCHING RECORD

SEASON	TEAM	W	L	ERA	G	GS	CG	SHO	SV	IP	H	R	ER	HR	HB	BB	IBB	SO	WHIP	AVG	AB	WP	BK	GDP	TBF	NP-S
2012	QC (A)	0	2	4.15	11	0	0	0	2	171	13	9	8	0	1	13	1	21	1.50	.210	62	3	0	0	80	N/A - N/A
	BAT (A)	0	1	2.00	4	3	0	0	0	18.0	13	6	4	2	1	0	0	12	0.72	.200	65	2	0	1	68	N/A - N/A
2013	CAR (R)	0	1	13.50	3	0	0	0	0	3.1	7	5	5	0	0	2	0	5	2.70	.438	16	1	0	0	18	N/A - N/A
2014	PEO (A)	1	1	1.13	32	0	0	0	10	40.0	21	9	5	0	0	23	0	60	1.10	.152	138	4	0	1	165	361 - 217
	PMB (A)	1	1	5.30	16	0	0	0	1	18.2	28	13	11	0	1	11	0	18	2.09	.354	79	4	0	3	91	58 - 36
2015	MIA	2	1	2.59	25	0	0	0	0	24.1	12	8	7	1	0	18	2	30	1.23	.154	78	1	0	1	98	464 - 275
	SPR (AA)	2	0	3.28	23	0	0	0	8	24.2	19	9	9	0	2	20	0	28	1.58	.211	90	5	0	1	113	459 - 271
	JAX (AA)	0	0	0.00	4	0	0	0	2	4.0	1	0	0	0	0	1	0	9	0.50	.077	13	0	0	0	14	53 - 36
2016	PMB (A)	1	0	0.60	11	0	0	0	4	15.0	9	4	1	0	0	9	0	23	1.20	.167	54	3	0	2	63	N/A - N/A
	MIA	6	3	2.85	75	0	0	0	0	72.2	45	24	23	1	2	44	1	113	1.22	.176	256	8	0	2	306	1,337 - 817
2017	NEW (AAA)	1	0	1.50	3	0	0	0	1	6.0	2	1	1	0	0	1	0	9	0.50	.100	20	0	0	0	21	73 - 51
	MIA	6	2	3.00	66	0	0	0	1	66.0	53	25	22	5	2	38	3	76	1.38	.222	239	6	1	4	286	1,159 - 686
	JUP (A)	0	0	0.00	1	1	0	0	0	1.0	0	0	0	0	1	1	0	1	1.00	.000	3	0	0	0	5	19 - 11
2018	MRL (R)	0	0	0.00	1	0	0	0	0	1.0	1	0	0	0	0	0	0	1	1.00	.250	4	0	0	0	4	N/A - N/A
	MIA	1	6	4.20	61	0	0	0	10	55.2	40	27	26	8	5	34	3	60	1.33	.197	203	4	0	4	245	1,012 - 593
	WSH	1	2	6.66	33	0	0	0	0	25.2	33	21	19	8	2	12	2	30	1.75	.303	109	2	1	0	124	557 - 341
	SF	0	0	2.25	10	0	0	0	0	8.0	5	3	2	1	0	9	0	10	1.75	.167	30	1	0	0	40	151 - 90
	SAC (AAA)	0	1	11.12	7	0	0	0	0	5.2	6	9	7	0	0	6	0	9	2.12	.273	22	1	0	1	28	125 - 73
2019	HBG (AA)	0	1	1.86	7	0	0	0	0	9.2	4	2	2	0	0	5	0	14	0.93	.125	32	0	0	0	37	165 - 102
	POT (A)	0	0	9.00	2	0	0	0	0	2.0	2	2	2	0	0	0	0	5	1.00	.250	8	0	0	0	8	35 - 24
	NAT (R)	0	0	0.00	1	1	0	0	0	1.0	2	0	0	0	0	0	0	1	2.00	.500	4	0	0	0	4	6 - 6
<b>MLB Totals</b>		<b>16</b>	<b>14</b>	<b>3.53</b>	<b>270</b>	<b>0</b>	<b>0</b>	<b>0</b>	<b>11</b>	<b>252.1</b>	<b>188</b>	<b>108</b>	<b>99</b>	<b>24</b>	<b>11</b>	<b>155</b>	<b>11</b>	<b>319</b>	<b>1.36</b>	<b>.205</b>	<b>915</b>	<b>22</b>	<b>2</b>	<b>11</b>	<b>1099</b>	<b>4,680 - 2,802</b>
<b>Minors Totals</b>		<b>6</b>	<b>8</b>	<b>2.96</b>	<b>126</b>	<b>5</b>	<b>0</b>	<b>0</b>	<b>28</b>	<b>167.1</b>	<b>128</b>	<b>69</b>	<b>55</b>	<b>4</b>	<b>6</b>	<b>92</b>	<b>1</b>	<b>217</b>	<b>1.31</b>	<b>.210</b>	<b>610</b>	<b>23</b>	<b>0</b>	<b>9</b>	<b>719</b>	<b>1,354 - 827</b>

### CAREER TRANSACTIONS

OPTIONS USED: 1/3

- 2011 Selected by MIN in the 40th round of the First-Year Player Draft (did not sign)
- 2012 Signed by STL as a 7th-round selection of the First-Year Player Draft
- 2015 Acquired by MIA from STL in exchange for Steve Cishek, July 24
- 2018 Acquired by WSH from MIA in exchange for international slot money, October 10
- 2019 Signed by SD as a minor league free agent, December 17



# GORDON BECKHAM

Height: 6-0

Bats: R

Weight: 188

Throws: R

# 3

INFIELDER

Full Name	James Gordon Beckham
Date of Birth	September 16, 1986 in Atlanta, Georgia
Current Residence	Brookhaven, Georgia
2020 Opening Day Age	33
MLB Service Time	9.032
MLB Debut	June 4, 2009 vs. OAK (with CWS)
How Obtained	Signed as a minor league free agent on February 10, 2020
Contract Status	Signed through 2020

## QUICK HITS

- Became the 1st position player and the 4th player overall from the 2008 draft class to reach the Major Leagues.
- In 2015, hit a 2-out RBI single in the 9th inning on Mother's Day on May 10 vs. CIN and hit his 1st career walk-off homer in the 11th inning on Father's Day on June 21 vs. TEX. Became the 1st player in ML history to record walk-off hits on both Mother's Day and Father's Day in the same season.
- The Padres are his 7th organization: CWS (2008-2014), LAA (2014), CWS (2015), ATL (2016), SF (2016), SEA (2017-18) and DET (2019).

## 2019 SEASON

- Spent the entire campaign with DET, his 6th different big league team, hitting .215 (48-for-223) with 13 2B, 2 3B, 6 HR, 15 RBI and 29 runs scored across 83 games played.
- Made 34 starts at 2B, 16 at SS, 5 at 3B and 1 at 1B.
- Hit .278 in DET wins in games in which he played...when he played and DET lost, he hit .181.
- Batting in the 1st slot of the Tigers lineup, he hit .286 (6-for-21).
- When leading off an inning, he hit .300 (15-for-50).

## CAREER NOTES

### 2018

- Completed his 2nd season in the Mariners organization, appearing in 94 games with Tacoma (AAA) and 22 games with SEA.
- Ranked T-4th in the Pacific Coast League with a .400 OBP.
- Sideline from April 21-May 1 with a right hamstring sprain.
- Posted 5 straight multi-hit games with TAC from June 19-24.

## ACCOLADES

Wilson Team Defensive Player of the Year (2013, CWS)

AL Rookie of the Month (July, 2009, CWS)

Baseball America Major League All-Rookie (2009, CWS)

MLB Player's Choice AL Outstanding Rookie (2009, CWS)

### 2017

- Spent most of the season with TAC in SEA's organization and appeared in 11 games for the ML club, going 3-for-17 (.176)
- Belted a pair of homers on July 20 at Albuquerque.
- Hit safely in 10 straight games from July 20-29, slashing .405/.468/.714 with 4 2B, 3 HR, 10 RBI and 8 runs scored.

### 2016

- Limited to 88 big league games between ATL and SF due to 2 separate stints on the disabled list...also appeared in 9 minor league games for ATL.
- Sideline from April 17-May 9 with a left hamstring strain and was sidelined from June 2-July 7 with a left hamstring strain.
- Traded to SF from ATL on September 27, appearing in 3 games with the Giants.

### 2015

- Spent the entire season with CHW, appearing in 100-or-more games at the Major League level for the 5th straight season.
- Hit a 2-out RBI single in the 9th inning on Mother's Day on May 10 vs. CIN and hit his 1st-career walk-off HR in the 11th inning on Father's Day on June 21 vs. TEX...became the 1st player in ML history to record walk-off hits on both Mother's Day and Father's Day in the same season.



**NON-ROSTER  
INVITEE**



## 2014

- Began the 2014 season with CHW before being traded to LAA on August 21.
- Sidelined from March 21-April 24 with a left oblique muscle strain.
- Hit his 2nd career leadoff HR on May 14 at OAK.
- Played in 27 games during May, batting .306/.342/.468 with 16 runs scored, 6 2B, 4 HR and 10 RBI.
- Appeared in 2 games with LAA during the ALDS vs. KC, both as a pinch runner.

## 2013

- Split the season between CHW (103 games), Charlotte (AAA, 8 games) and Birmingham (AA, 12 games) and was named the White Sox recipient of the Wilson Defensive Player of the Year Award.
- Sidelined from April 10-June 3 with a left-hand hamate bone fracture.
- Stole home on July 8 vs. CHC, becoming the 1st White Sox player to do so since Juan Pierre in 2010.
- Hit leadoff and walked a career-high 4 times on August 10 vs. MIN...he was the 1st White Sox leadoff hitter to walk 4 times since Scott Podsednik on May 9, 2006 vs. LAA.

## 2012

- Established career highs with 151 games played, 123 hits, 16 HR and 62 runs scored with CHW.
- Ranked 4th in the AL with a .990 fielding % at 2B, the 2nd-best mark in CWS history, trailing only Nellie Fox (.990, 1962).
- Recorded his 1st career multi-HR game on June 1 at SEA, hitting a pair of HR off Félix Hernández.
- Hit safely in 10 straight games from May 24-June 3, batting .333/.360/.542 with 10 runs scored, 1 2B, 3 HR and 8 RBI.
- Belted his 1st-career leadoff HR on August 7 vs. KC.

## 2011

- Spent the entire campaign with CWS and finished 2nd among AL 2B with 723 total chances and 443 assists, while he was 3rd with 149 games played and a .989 fielding %.
- Played in 26 games in May, hitting .303/.379/.421 with 16 runs scored, 3 2B, 2 HR and 7 RBI.
- Established a career-long 10-game hitting streak from July 6-19, batting .395/.395/.447 with 3 runs scored, 2 2B and 7 RBI.
- Recorded 3 2B in the 2nd game of the doubleheader on September 20 at CLE...the 3 2B were the most by a White Sox player since Aaron Rowand had 3 on Sept. 13, 2005 at KC.

# GORDON BECKHAM

## 2010

- Completed his 1st full season in the majors, playing in 131 games with Chicago (AL).
- Compiled a .981 fielding % in his 1st season at 2B.

## 2009

- Spent most of the season with CHW, appearing in 103 games and making his ML debut on June 4 vs. OAK...also played 45 minor league games between CHA (7 games) and BIR (38 games).
- Named The Sporting News Rookie of the Year (with PHI's J.A. Happ)...became the 10th White Sox rookie honored by the publication and the first since Ozzie Guillen in 1985...also received the MLBPA Players Choice American League Outstanding Rookie Award.
- Finished 5th in the American League Rookie of the Year voting.
- Led all AL rookies with 28 2B, 43 XBH and 63 RBI, while he was 2nd with 14 HR, a .270 AVG, a .347 OBP and a .460 SLG.
- His 28 2B on the season were the most by a White Sox rookie since Carlos Lee (32) and Chris Singleton (31) in 1999.
- Made his ML debut on June 4 vs. OAK, starting at 3B and going 0-for-3...was the 1st position player and the 4th overall from the 2008 draft to reach the Major Leagues.
- Picked up the 1st ML hit on June 9 vs. DET with a single off Dontrelle Willis.
- Belted the 1st HR of his ML career on June 20 at CIN, a 3-run shot off Johnny Cueto.
- Selected as the AL Rookie of the Month in July, batting .330/.382/.526 with 12 runs scored, 10 2B, 3 HR and 18 RBI in 27 games.
- Ranked as the 2nd-best prospect in the Southern League by *Baseball America* following the season.

## 2008

- Began his professional career with Kannapolis (A), playing in 14 games.
- Appeared in 18 games with the Peoria Saguaros of the Arizona Fall League, hitting .394/.468/.652 with 20 runs, 6 2B, 1 3B, 3 HR and 13 RBI...selected to play in the AFL Rising Stars Game and was named to the league's All-Prospect Team.
- Rated as the top prospect in the White Sox organization and the No. 20 prospect in all of baseball by *Baseball America* following the season.

## PERSONAL

- Resides in Atlanta, GA during the offseason with his wife, Brittany. His father-in-law, Scott Fletcher, is a Detroit Tigers Minor League hitting coordinator.
- Played collegiately at the University of Georgia, where he was named SEC Player of the Year and a First-Team All-American by *Baseball America*, Collegiate Baseball/Louisville Slugger and the American Baseball Coaches Association as a junior in 2008.





**NON-ROSTER  
INVITEE**

**GORDON BECKHAM CAREER BATTING RECORD**

SEASON	TEAM	AVG	G	AB	R	H	2B	3B	HR	RBI	BB	IBB	SO	SB	CS	OBP	SLG	OPS	PA	HBP	SAC	SF	GIDP
2008	KAN (A)	.310	14	58	11	18	2	0	3	8	5	0	7	0	1	.365	.500	.865	63	0	0	0	1
2009	CWS	.270	103	378	58	102	28	1	14	63	41	0	65	7	4	.347	.460	.808	430	6	1	4	10
	BIR (AA)	.299	38	147	23	44	17	0	4	22	14	1	24	1	0	.366	.497	.862	166	2	2	1	4
	CHA (AAA)	.464	7	28	6	13	6	0	0	3	0	0	2	1	0	.448	.679	1.127	30	0	1	1	0
2010	CWS	.252	131	444	58	112	25	2	9	49	37	0	92	4	6	.317	.378	.695	498	7	6	4	9
2011	CWS	.230	150	499	60	115	23	0	10	44	35	0	111	5	3	.296	.337	.633	557	13	7	3	6
2012	CWS	.234	151	525	62	123	24	0	16	60	40	0	89	5	4	.296	.371	.668	582	7	8	2	10
2013	CWS	.267	103	371	46	99	22	1	5	24	28	2	56	5	1	.322	.372	.694	408	4	1	4	10
	CHA (AAA)	.333	8	36	7	12	2	0	0	5	2	0	6	0	0	.368	.389	.757	38	0	0	0	0
2014	CWS	.221	101	390	43	86	24	0	7	36	19	1	70	3	0	.263	.336	.598	422	5	3	5	12
	LAA	.268	26	56	10	15	3	0	2	8	3	1	11	0	0	.328	.429	.756	61	2	0	0	5
	BIR (AA)	.163	12	43	5	7	2	0	1	6	4	0	6	1	0	.234	.279	.513	47	0	0	0	1
2015	CWS	.209	100	211	24	44	8	0	6	20	19	1	43	0	1	.275	.332	.607	237	2	1	4	6
2016	ATL	.217	85	240	25	52	16	1	5	30	26	1	50	1	0	.300	.354	.655	273	4	0	3	12
	SF	.000	3	5	0	0	0	0	0	1	0	0	2	0	0	.000	.000	.000	6	0	0	1	0
	GWN (AAA)	.333	3	12	2	4	2	0	0	1	1	0	1	0	0	.385	.500	.885	13	0	0	0	0
	CAR (A)	.625	3	8	3	5	1	0	1	3	4	0	1	0	0	.750	1.125	1.875	12	0	0	0	0
2017	BRA (R)	.200	3	10	0	2	1	0	0	1	0	0	3	0	0	.182	.300	.482	11	0	0	1	0
	SEA	.176	11	17	2	3	0	0	0	0	1	0	2	1	0	.222	.176	.399	18	0	0	0	2
	TAC (AAA)	.262	83	328	37	86	16	0	9	45	20	1	58	3	2	.313	.393	.706	355	5	0	2	9
2018	SEA	.182	22	44	3	8	1	0	0	1	4	0	11	1	0	.250	.205	.455	50	0	2	0	1
	TAC (AAA)	.302	94	358	64	108	24	1	10	51	57	0	52	6	2	.400	.458	.858	425	5	0	5	13
2019	DET	.215	83	223	29	48	13	2	6	15	13	0	68	3	1	.271	.372	.643	240	4	0	0	6
<b>MLB Totals</b>		.237	1069	3403	420	807	187	7	80	351	266	6	670	35	20	.300	.367	.667	3782	54	29	30	89
<b>Minors Totals</b>		.291	265	1028	158	299	73	1	28	145	107	2	160	12	5	.361	.446	.807	1160	12	3	10	28

**CAREER TRANSACTIONS**

**OPTIONS USED: 1/3**

2008	Signed by CWS as a 1st-round selection (eighth overall) in the First-Year Player Draft
2014	Claimed off waivers by LAA from CWS, August 21
2015	Signed by CWS as a Major League free agent, January 28
	Signed by ATL as a Major League free agent, December 4
2016	Acquired by SF from ATL in exchange for Richard Rodriguez, September 27
2017	Signed by SF as a minor league free agent, February 17
	Signed by SEA as a minor league free agent, December 8
2018	Signed by SEA as a minor league free agent, March 26
2019	Signed by DET as a minor league free agent, January 22
2020	Signed by SD as a minor league free agent, February 10



# DAVID BEDNAR

# 67

**RIGHT-HANDED  
PITCHER**

Height: 6-1

Bats: L

Weight: 249

Throws: R

@david\_bednar

david\_bednar

Full Name	David Jeffrey Bednar
Date of Birth	October 10, 1994 in Pittsburgh, Pennsylvania
Current Residence	Valencia, Pennsylvania
2020 Opening Day Age	25
MLB Service Time	0.029
MLB Debut	September 1, 2019 @ SF (with SD)
How Obtained	Signed as a 35th-round selection in the 2016 First-Year Player Draft
Contract Status	Signed through 2020

## QUICK HITS

- Converted 14 of his 15 save opportunities for Texas League-champion Amarillo (AA) in 2019.
- His 33 games finished led the Texas League in 2019 while his 14 saves and 44 appearances both ranked 2nd.
- Across parts of 4 minor league seasons in the SD organization (2016-19), he posted a 2.70 ERA (66 ER, 219.2 IP) and 12.4 SO/9 IP.
- Became the 4th player from his 2016 draft class to suit up for the Padres.
- In 2018, 3 months after being drafted in the fall instructional league, he learned a split-finger grip from Hideo Nomo, the 1995 NL Rookie of the Year and an advisor to the Padres baseball operations.

## 2019 SEASON

- Spent the majority of the campaign with Amarillo (AA), where he posted a 2-5 record with a 2.95 ERA, 86 SO and a .226 opponent AVG in 44 appearances.
- Named a Texas League Mid-Season All-Star for AMA after posting a 3.82 ERA and converting 4 of his 5 SVO prior to the All-Star break...went on to convert each of his 10 SVO with a 1.98 ERA in the 2nd half.
- From June 1 until the time of his call-up, he recorded a 2.17 ERA in 28 appearances with 54 SO against just 5 BB, with the Sod Poodles going 21-7 in games in which he appeared.
- Converted 4 consecutive SVO from July 30-August 7 with 0 hits and 0 runs allowed in that time.
- In August, the final month of his minor league campaign, he went 1-0 with a 0.68 ERA (1 ER, 13.1 IP) and a .133 opponent AVG across 11 outings.
- Made his ML debut on Sept. 1 at SF, tossing a perfect inning to finish the game in the Padres' 8-4 win.
- Went on to toss 5.2-scoreless innings in his first 7 appearances to begin his ML career...allowed just 1 hit, 1 BB, 9 SO with a .056 opponent AVG and a 14.29 SO/9 rate through his first 7 appearances.
- Snapped his scoreless-innings streak on Sept. 15 at COL after giving up a 3-run HR to John Fuentes.

## ACCOLADES

### Texas League Mid-Season All-Star (2019, Amarillo)

- Went on to give up 7 ER in his next 5 appearances to finish the season, including career highs in ER (5) and hits (3) in his final outing on Sept. 28 at ARI...recorded losing decisions in each of his last 2 appearances.
- Posted a 1.42 ERA and a .182/.182/.364 opponent slash line in 7 appearances at Petco Park, while he pitched to a 13.50 ERA with opponents posting a .333/.458/.778 clip through 6 outings on the road.
- Each of his 13 appearances came in the 7th inning or later, with 8 appearances coming in the 7th inning...in close and late situations, opponents hit .240 (6-for-25) against him.
- Relied on 4 pitches: four-seamer (41.8%), split finger (34.7%), curve (22.4%) and cutter (1%)...opponents hit .190 off his split finger while striking out 50% of the time.

## CAREER NOTES

### 2018

- Spent the season with Lake Elsinore (A), owning a 2.73 ERA (21 ER, 69.1 IP) and tying for the 2nd-most appearances on the club (47).
- Posted career highs in appearances with 69.1 IP and 96 SO (12.5 SO/9).
- Converted 10 of his 15 SVO.
- His 2.73 ERA ranked fourth in the California League among relievers (min. 40 appearances).
- Was the only hurler for LE to make more than 35 appearances and own a sub-3.00 ERA.

### 2017

- Split the season between Fort Wayne (A) and Lake Elsinore (A), going 1-4 with a 2.64 ERA (18 ER, 61.1 IP).
- Appeared in 24 games for FW (all in relief), owning a 1.87 ERA (7 ER, 33.2 IP), 0.86 WHIP and .154 opponent AVG.
- Combined for 11 saves (9 with FW and 2 with LE), converting 11 of 13 SVO.
- Posted 13.4 SO/9 IP with his 81 strikeouts in 61.1 innings of work.



## 2016

- In his 1st professional campaign, split the season between Tri-City (A) and Fort Wayne (A), combining for a 2.32 ERA (8 ER, 31.0 IP) in 23 appearances (all in relief).
- Converted all 4 of his save opportunities (2 with TC and 2 with FW).
- Fanned 40 batters and walked just 4 for a 10.00 SO/BB ratio...had 11.6 SO/9 IP and 1.2 BB/9 IP.

## PERSONAL

- Named MVP as a junior and senior at Mars High School (PA) and was a 2012-13 All-Pittsburgh Post-Gazette and All-Section selection.
- Attended Lafayette College (PA), and in his junior year in 2016, led Lafayette in ERA (3.92), IP (59.2), complete games (5), strikeouts (70) and opponent clip (.241).
- Parents are Andy and Sue Bednar. Andy Bednar has coached baseball at Mars Area High School for over 3 decades, where he doubles as a math teacher and junior high football coach. Has a sister, Danielle and a brother, Will, who is a pitcher at Mississippi State.

## DAVID BEDNAR CAREER PITCHING RECORD

SEASON	TEAM	W	L	ERA	G	GS	CG	SHO	SV	IP	H	R	ER	HR	HB	BB	IBB	SO	WHIP	AVG	AB	WP	BK	GIDP	TBF	NP-S
2016	FW (A)	3	4	3.43	15	0	0	0	2	21.0	20	10	8	0	0	4	2	25	1.14	.244	82	3	0	0	88	322 - 216
	TRI (A)	1	0	0.00	8	0	0	0	2	10.0	7	0	0	0	1	0	0	15	0.70	.189	37	1	0	0	38	53 - 39
2017	LE (A)	0	3	3.58	21	0	0	0	2	27.2	27	12	11	1	4	9	0	31	1.30	.257	105	0	0	2	119	440 - 302
	FW (A)	1	1	1.87	24	0	0	0	9	33.2	18	7	7	1	1	11	2	50	0.86	.154	117	3	0	2	131	525 - 360
2018	LE (A)	2	4	2.73	47	0	0	0	10	69.1	65	29	21	4	4	29	0	96	1.36	.246	264	10	0	6	301	1,158 - 734
2019	SD	0	2	6.55	13	0	0	0	0	11.0	10	8	8	3	0	5	0	14	1.36	.250	40	0	0	1	48	196 - 126
	AMA (AA)	2	5	2.95	44	0	0	0	14	58.0	49	24	19	4	3	18	2	86	1.16	.226	217	5	0	2	240	929 - 619
<b>MLB Totals</b>		0	2	6.55	13	0	0	0	0	11.0	10	8	8	3	0	5	0	14	1.36	.250	40	0	0	1	48	196 - 126
<b>Minors Totals</b>		9	17	2.70	159	0	0	0	39	219.2	186	82	66	10	13	71	6	303	1.17	.226	822	22	0	12	917	3,427 - 2,270

## CAREER TRANSACTIONS

OPTIONS USED: 0/3

2016 Signed by SD as a 35th-round selection in the First-Year Player Draft



# RONALD BOLAÑOS

Height: 6-2

Bats: R

Weight: 230

Throws: R

boh-LAHN-yohs

# 57

**RIGHT-HANDED  
PITCHER**

Full Name	Ronald Bolaños Coto
Date of Birth	August 23, 1996 in Santa Cruz del Norte, Cuba
Current Residence	Port Au Prince, Haiti
2020 Opening Day Age	23
MLB Service Time	0.028
MLB Debut	September 3, 2019 @ ARI (with SD)
How Obtained	Signed as an international free agent on August 4, 2016
Contract Status	Signed through 2020

## 2019 SEASON

- Split the majority of the season between Lake Elsinore (A) and Amarillo (AA) before receiving his 1st taste of the majors, making 5 appearances (3 starts) for SD in September.
- Tossed 6.0 innings of 2-run ball on 5 hits in his ML debut on September 3 at ARI in SD's 2-1 defeat...allowed 2 runs on 2 hits and 1 walk in the first frame, but settled into 5.0 scoreless innings thereafter, allowing just 3 hits and 1 walk.
- Went on to go 0-1 with a 8.49 ERA with 11 SO against 10 BB across his next 3 appearances (2 starts) from September 10-24 before 2.0 scoreless relief innings in the Padres final game of the season on September 29 at Chase Field.
- Opened the season with LE and posted a 2.85 ERA (17 ER, 53.2 IP) through 10 starts...allowed 2 earned runs-or-fewer in 9 of his 10 starts and lasted 5.0+ innings in 8 of 10 while limiting the opposition to a .192 AVG.
- Promoted to AMA on June 4, where he posted a 4.23 ERA (36 ER, 76.2 IP) across 15 appearances (13 starts)... his SO/9.0 IP rate improved from 9.1 while with LE to 10.3 with AMA, including his 1st double digit SO performance, punching out 10 vs. Frisco on July 6.

## CAREER NOTES

### 2018

- Made 25 appearances (23 starts) for Lake Elsinore (A), going 6-9 with a 5.11 ERA (71 ER, 125.0 IP).
- Led the club and ranked T-9th in the California League in starts (23).
- His 118 strikeouts ranked 2nd on the club, behind only Pedro Avila's 142, and ranked 10th in the Cal League.
- Was scoreless in 2 of his 3 postseason appearances, posting a 2.70 ERA (1 ER, 3.1 IP) with 6 SO and 3 BB.

### 2017

- Made his professional debut for Fort Wayne (A), going 5-2 with a 4.41 ERA (34 ER, 69.1 IP) across 16 appearances (11 starts).
- Tossed 2.0 scoreless innings in a pivotal Game 3 semifinal matchup at Dayton to advance to the Midwest League championship series...followed Michel Baez's 5.0 scoreless innings in FW's 3-0 victory.





### RONALD BOLAÑOS CAREER PITCHING RECORD

SEASON	TEAM	W	L	ERA	G	GS	CG	SHO	SV	IP	H	R	ER	HR	HB	BB	IBB	SO	WHIP	AVG	AB	WP	BK	GIDP	TBF	NP-S
2017	FW (A)	5	2	4.41	16	11	1	0	0	69.1	65	38	34	3	2	34	0	51	1.43	.253	257	4	5	3	296	1,112 - 676
2018	LE (A)	6	9	5.11	25	23	0	0	0	125.0	138	84	71	13	10	50	0	118	1.50	.282	490	9	1	17	558	2,062 - 1,296
2019	SD	0	2	5.95	5	3	0	0	0	19.2	17	13	13	3	1	12	0	19	1.47	.230	74	1	0	1	88	346 - 198
	AMA (AA)	8	5	4.23	15	13	0	0	0	76.2	71	39	36	7	10	30	0	88	1.32	.249	285	7	0	8	326	1,269 - 793
	LE (A)	5	2	2.85	10	10	0	0	0	53.2	37	24	17	4	3	23	0	54	1.12	.193	192	9	2	6	219	767 - 474
<b>MLB Totals</b>		0	2	5.95	5	3	0	0	0	19.2	17	13	13	3	1	12	0	19	1.47	.230	74	1	0	1	88	346 - 198
<b>Minors Totals</b>		24	18	4.38	66	57	1	0	0	324.2	311	185	158	27	25	137	0	311	1.38	.254	1224	29	8	34	1399	5,210 - 3,239

### CAREER TRANSACTIONS

OPTIONS USED: 0/3

2016 Signed by SD as an international free agent, August 4



# LUIS CAMPUSANO

# 91

**CATCHER**

**Height: 5-11**   **Bats: R**

**Weight: 232**   **Throws: R**

cahm-poo-SAH-know  
 luiscampusano5

<b>Full Name</b>	Luis Genaro Campusano-Bracero
<b>Date of Birth</b>	September 29, 1998 in Augusta, Georgia
<b>Current Residence</b>	Augusta, Georgia
<b>2020 Opening Day Age</b>	21
<b>MLB Service Time</b>	0.000
<b>How Obtained</b>	Signed as a second-round selection in the 2017 First-Year Player Draft
<b>Contract Status</b>	Signed through 2020

## QUICK HITS

- Entered the 2020 season ranked by *Baseball America* as the No. 79 overall prospect, the Padres No. 5 prospect and the Padres No. 1 catching prospect.
- Entered 2020 as a career .304 hitter in the minor leagues with a .372 OBP, .444 SLG and .816 OPS.
- In 2019 with Lake Elsinore (A), won the California League batting title (.325) and the co-MVP award.
- Became the 1st catcher selected in the 2017 First-Year Player Draft when the Padres took him 39th overall.

## 2019 SEASON

- Spent the whole season with Lake Elsinore (A), setting career highs in nearly every offensive category while winning the California League batting crown by hitting .325 (137-for-422) with 31 2B, 1 3B, 15 HR, 81 RBI and 52 BB in 110 games played...also named the California League co-MVP, along with Lancaster's Luis Castro, and earned his 1st-career MiLB.com Organizational All-Star honors.
- Opened the season with a 10-game hitting streak (.474) before being placed on the 7-day IL on April 16...reinstated on April 23 for his sole stint on the IL in 2019.
- Entered the season having hit just 7 HR in 107 games...in 2019, he hit 15 home runs in 110 games, finishing 2nd on the Storm behind Gabriel Arias' 17 HR.
- His walk rate (10.7%) nearly equated his SO rate (11.7%).
- Earned CAL Mid-Season All-Star honors, hitting .317 (63-for-199) prior to the break.
- Led all qualifying Storm players in AVG (.325), OBP (.396), SLG (.509) and OPS (.906).
- Caught a career-high 6751 innings in 77 games (all starts) behind the plate, committing 9 errors and allowing 4 passed balls for a .989 fielding %...caught 22 runners stealing (T-8th in CAL) in 97 stolen base attempts.
- Named a CAL Post-Season All-Star after hitting .242 with 2 2B, 1 3B and 5 RBI in 8 games for the Storm in their postseason run.
- Following the season, played for the Peoria Javelinas in the Arizona Fall League, appearing in just 4 games and going 1-for-13.

## ACCOLADES

California League MVP (2019, Lake Elsinore)

MiLB.com Organization All-Star (2019, SD)

*Baseball America* High Class-A All-Star (2019, Lake Elsinore)

Mid-Season All-Star (2018 Midwest League & 2019 California League)

California League Post-Season All-Star (2019, Lake Elsinore)

## CAREER NOTES

### 2018

- Spent the entire campaign with Fort Wayne (A) in his 1st action at the Single-A level, slashing .288/.345/.365 in 70 games for the TinCaps.
- In the 1st half of the season, hit .293 (48-for-164) en route to being named a Midwest League Mid-Season All-Star, the 1st such accolade of his career.
- Placed on the 7-day disabled list (retro: July 29) and was reinstated on September 26.
- Finished the season ranking 4th on the club in RBI (40) and 6th in hits (75).

### 2017

- Divided his 1st professional season between AZL Padres 1 (R) and AZL Padres 2 (R), hitting .269 (36-for-134) with 4 2B, 4 HR, 25 RBI and 16 BB between the clubs.
- Made 27 appearances behind the plate (26 starts) and caught 213.2 innings with 7 errors committed.

## PERSONAL

- Attended Cross Creek High School in Augusta, Georgia.
- His favorite player growing up was Salvador Perez.



**NON-ROSTER  
INVITEE**



**LUIS CAMPUSANO CAREER BATTING RECORD**

SEASON	TEAM	AVG	G	AB	R	H	2B	3B	HR	RBI	BB	IBB	SO	SB	CS	OBP	SLG	OPS	PA	HBP	SAC	SF	GIDP
2017	SD2 (R)	.250	13	44	5	11	0	0	3	12	9	0	11	0	1	.377	.455	.832	53	0	0	0	0
	SD1 (R)	.278	24	90	3	25	4	0	1	13	6	0	14	0	1	.327	.356	.682	98	1	0	1	4
2018	FW (A)	.288	70	260	26	75	11	0	3	40	19	0	43	0	1	.345	.365	.710	284	4	0	1	9
2019	LE (A)	.325	110	422	63	137	31	1	15	81	52	2	57	0	0	.396	.509	.906	487	4	0	9	15
<b>Minors Totals</b>		.304	217	816	97	248	46	1	22	146	86	2	125	0	3	.372	.444	.816	922	9	0	11	28

**CAREER TRANSACTIONS**

**OPTIONS USED: 0/3**

2017 Signed by SD as a second-round selection in the First-Year Player Draft



# IVAN CASTILLO

Height: 5-10

Bats: S

Weight: 179

Throws: R

EE-vahn kah-STEE-oh

ivancastillo05

# 72

**INFILDER/  
OUTFIELDER**

Full Name

Ivan Enrique Castillo Ariles

Date of Birth

May 30, 1995 in Santiago, Dominican Republic

Current Residence

Monte Cristi, Dominican Republic

2020 Opening Day Age

24

MLB Service Time

0.000

How Obtained

Signed as a minor league free agent on September 18, 2019

Contract Status

Signed through 2020

## QUICK HITS

- Earned the 2019 Texas League Batting Champion crown (.313, 135-for-432).
- Led all qualifying Amarillo (AA) players in 2019 in AVG, 2B (30) and 3B (5) and ranked 2nd in OPS (.808).

## 2019 SEASON

- In 104 games with Amarillo (AA), set career highs in AVG (.313), hits (135), at-bats (432), 2B (30), HR (8), RBI (57), SLG (.461) and OPS (.808) en route to being crowned the Texas League batting champion.
- Finished the season T-2nd in the TL in 2B (30), T-4th in hits (135) and T-6th in XBH (43).
- Hit safely in a franchise-record 19 straight games from July 2-22...hit .358 (29-for-81) during the run with 3 HR, 7 2B, 19 RBI, and 12 runs scored, the 2nd-longest hitting streak at the Double-A level in 2019.
- Named a Mid-Season TL All-Star, batting .347 (67-for-193) with 14 2B, 4 3B, 3 HR, 26 RBI and 31 runs scored...started at second base at the TL All-Star game in Tulsa, Oklahoma, going 1-for-3.
- With RISP, hit .309 (34-for-110) with 46 RBI.
- When hitting behind in the count, he hit .282...hit .415 when he was ahead in the count.
- In 10 postseason games for the 2019 TL Champion Sod Poodles, Castillo slashed .302/.333/.512 with 5 2B, 2 HR, 8 RBI, 5 BB and 10 runs scored.
- Signed by SD as a minor league free agent on Nov. 9th.
- Following the season, played with teammate Franchy Cordero for the Leones Del Escogido in the Dominican Winter League, batting .251 (48-for-191).

## ACCOLADES

Texas League Batting Champion (2019, Amarillo)

Texas League Mid-Season All-Star (2019, Amarillo)

Post-Season All-Star (2019 Texas League & 2018 Florida State League)

## CAREER NOTES

### 2018

- Acquired by TOR from CLE in the 3rd round of the Triple-A Phase of the Rule 5 Draft and spent the entire season with Dunedin (A), batting .304 (118-for-388) in 108 games.
- Led the team in 3B (8), ranked 2nd in hits (118) and total bases (174), 3rd in 2B (26) and games played (108) and T-3rd in RBI (44).
- In the 1st 50 games of the season between May and June, he hit .344 (72-for-209) with 16 2B, 5 3B, 4 HR and 30 RBI.
- Finished the 1st half of the season slashing .282/.307/.359...following the All-Star break, hit .319 (74-for-232) with a .879 OPS.
- Earned Florida State League Player of the Week honors for the week of July 8...was later named a Florida State League Post-Season All-Star.
- Following the 2018 campaign, played in 16 games for Leones Del Escogido in the Dominican Winter League, hitting .255 with 4 XBH.

### 2012-2017

- In **2017**, hit .267 (43-for-161) in 56 games between Lynchburg (A) and Akron (AA)...batted .315 for LYN in his 28 games...split the **2016** season between 3 teams - Columbus (AAA), AKR and LYN - posting a career-low .192 average (60-for-313) in 98 combined games...set a career high in BB (27) and games played (120) in **2015** with LYN...played 84 games with Lake County (A), hitting .260 in 2014...played 2012-13 at the Rookie level, hitting .231 with AZL Indians in **2013** and .236 with the DSL Indians in his 1st professional season in **2012**.





**NON-ROSTER  
INVITEE**



**IVAN CASTILLO CAREER BATTING RECORD**

SEASON	TEAM	AVG	G	AB	R	H	2B	3B	HR	RBI	BB	IBB	SO	SB	CS	OBP	SLG	OPS	PA	HBP	SAC	SF	GDP
2012	DSL IND (R)	.236	65	216	28	51	6	0	1	14	21	0	32	16	6	.308	.278	.586	246	2	6	1	4
2013	IND (R)	.231	42	156	25	36	6	0	0	12	4	0	23	13	0	.258	.269	.527	165	2	2	1	1
2014	LC (A)	.260	84	315	37	82	12	3	5	26	11	1	61	11	6	.293	.365	.658	344	5	10	3	6
2015	LYN (A)	.249	120	418	53	104	17	12	0	36	27	1	69	20	4	.305	.347	.652	460	8	4	3	7
2016	AKR (AA)	.199	77	241	32	48	10	2	2	24	8	0	40	10	3	.236	.282	.518	265	5	6	5	6
	COL (AAA)	.000	2	3	0	0	0	0	0	1	0	0	1	0	0	.000	.000	.000	4	0	0	1	0
	LYN (A)	.174	19	69	9	12	1	0	1	11	5	0	12	6	0	.237	.232	.469	78	1	2	1	1
2017	AKR (AA)	.203	28	69	10	14	3	0	1	8	10	0	13	1	2	.317	.290	.607	87	2	5	1	1
	LYN (A)	.315	28	92	7	29	6	1	0	6	4	0	11	3	3	.360	.402	.762	100	3	0	1	1
2018	DUN (A)	.304	108	388	41	118	25	8	5	44	23	2	51	8	8	.345	.448	.794	418	3	0	3	13
	AMA (AA)	.313	104	432	62	135	30	5	8	57	20	0	59	15	4	.347	.461	.808	466	6	2	6	10
<b>Minors Totals</b>		.262	677	2399	304	629	116	31	23	239	133	4	372	103	36	.308	.365	.673	2633	37	37	26	50

**CAREER TRANSACTIONS**

**OPTIONS USED: 0/3**

- 2011 Signed by CLE as an international free agent, December 16
- 2017 Acquired by TOR from CLE in the third round of the Triple-A Phase of the Rule 5 Draft, December 14
- 2018 Signed by SD as a minor league free agent, November 9
- 2019 Signed by SD as a minor league free agent, September 18



# JOSÉ CASTILLO

# 65

**LEFT-HANDED  
PITCHER**

<b>Full Name</b>	José Gregorio Castillo Tovar
<b>Date of Birth</b>	January 10, 1996 in Valencia, Venezuela
<b>Current Residence</b>	Camaguan, Guarico, Venezuela
<b>2020 Opening Day Age</b>	24
<b>MLB Service Time</b>	1.121
<b>MLB Debut</b>	June 2, 2018 vs. CIN (with SD)
<b>How Obtained</b>	Acquired from TB in a three-team, 11-player trade with WSH on December 18, 2014
<b>Contract Status</b>	Signed through 2020

<b>Height:</b> 6-6	<b>Bats:</b> L
<b>Weight:</b> 252	<b>Throws:</b> L

kah-STEE-oh  
 65josecastillo

## QUICK HITS

- Became the 3rd pitcher in SD history to strikeout the 1st 3 batters he faced in his ML debut on June 2, 2018 at CIN.
- Represented Venezuela in the 2017 World Baseball Classic.
- Made just 1 appearance in 2019 with SD on August 8 vs. COL, tossing 0.2 scoreless IP with 2 SO and 1 BB before leaving the game with a torn ligament in his left hand.

## 2019 SEASON

- Placed on the 60-Day Injured List on March 1 after suffering a left forearm flexor strain...made 9 rehab appearances (2 starts) between El Paso (AAA), Lake Elsinore (A) and AZL Padres 1, posting a 4.50 ERA with a .172 opponent AVG and 18 SO.
- Reinstated from the IL on August 8 and made his season debut that same day vs. COL, tossing 0.2 scoreless innings with 2 SO and 1 BB before leaving the game with an injury.
- Placed on the 10-Day IL on August 9 with an eventual season-ending torn ligament in his left hand...transferred to the 60-day IL on Sept. 2.

## CAREER NOTES

### 2018

- Split the season between San Antonio (AA), El Paso (AAA) and SD, making his ML debut on June 2 and recording 37 appearances out of the SD bullpen.
- Made 12 appearances out of the SA bullpen to begin the season, posting a 3.00 ERA (5 ER, 15.0 IP) with 5 saves before being promoted to ELP on May 14.
- His only earned run with ELP came in his AAA debut on May 14 at Reno...did not allow an ER across his next 9 outings (10.1 IP) before earning his 1st call up to the big leagues on June 2.
- Became the 3rd pitcher in SD history to strike out the 1st 3 batters he faced in his ML debut on June 2 vs. CIN (also: Jeremy Fikac in 2001 and Tommy Layne in 2012).
- Earned his 1st ML victory in his 2nd-career outing on June 6 vs. ATL, tossing 1.2 IP of 1-hit ball in SD's 3-1 victory.

- Was scoreless in 10 of his 1st 13 outings from June 2-July 4 with a 2.84 ERA (4 ER, 12.2 IP) before being placed on the 10-day DL on July 7 with a strained right hamstring.
- Was reinstated from the DL on July 28 and posted a career-best 9.2 scoreless-IP streak across 9 outings from August 21-September 12.
- Struck out each of the 3 batters he faced on Sept. 12 at SEA...his 3 SO were part of a franchise-best 9 consecutive SO among relievers, along with Robert Stock, Craig Stammen and Trey Wingenter.
- His .170 opponent AVG led the SD bullpen and ranked 6th among all NL arms that made at least 35 appearances.
- Relied on 4 pitches: four-seamer (54.9%), slider (44.8%), changeup (0.2%) and cutter (0.2%).

### 2017

- Split the season between Lake Elsinore (A) and San Antonio (AA), pitching to a combined 4-2 record and a 2.88 ERA (18 ER, 56.1 IP) with 59 SO against 26 BB in 47 relief appearances.
- Spent the majority of the season with LE, where he went 3-2 with a save and a 2.87 ERA (15 ER, 47.0 IP).
- Allowed 9 earned runs across his 1st 6 outings and 8.0 IP (10.13 ERA) from April 6-21 for LE...allowed just 6 earned runs in his remaining 33 appearances and 39.0 IP (1.38 ERA) from April 25-August 5 for the Storm.
- Promoted to SA on August 9 and did not allow a run in his 1st 6 appearances for the Missions...allowed 3 ER across his final 2 appearances.
- Tossed 0.2 scoreless innings in his lone postseason appearance in Game 1 of the Texas League semifinals on September 9 at Midland.
- Represented Venezuela in the 2017 World Baseball Classic in March...earned the save in Venezuela's 1st win of the tournament, an 11-10 first round victory in 10 innings over Italy...in the opening game of the 2nd round against the United States, entered in the 6th inning and struck out Christian Yelich and Nolan Arenado to end the frame and protect a then 1-0 lead.
- Following the season, played for Navegantes del Magallanes of the Venezuelan Winter League and posted a 3.52 ERA (3 ER, 7.2 IP) in 9 relief appearances.



## 2013-2016

• In **2016**, split the season between Tri-City (A), Fort Wayne (A) and Lake Elsinore (A), pitching to a combined 2-2 record and 2.03 ERA (9 ER, 40.0 IP) with 49 SO against 12 BB in 20 relief appearances, working exclusively in relief for an entire season for the 1st time in his career...following the season, played for Navegantes del Magallanes of the Venezuelan Winter League and did not allow a run in 14 relief appearances...split the **2015** season between Tri-City (A) and Fort Wayne (A), posting a 4-2 record with a 3.74 ERA (33 ER, 79.1 IP) in 19 appearances (18 starts)...in **2014**, he made 3 relief appearances for the GCL Rays (R) and posted a 3.86 ERA (2 ER, 4.2 IP)...acquired by SD from TB as part of an 11-player, 3-team trade along with WSH on December 18...in **2013**, made his professional debut for the GCL Rays (R) and posted a 2-2 record with a 5.87 ERA (20 ER, 30.2 IP) in 12 appearances (3 GS).

## PERSONAL

- Considers representing Venezuela in the 2017 World Baseball Classic as his biggest baseball accomplishment.
- Originally signed by Rays scouts Marlon Roche and Ronnie Blanco, and his \$1.55 million signing bonus was the 4th-largest of the 2011-12 international class.
- His favorite place to eat is Chipotle, and his favorite show is *Family Guy*.
- His all-time favorite athlete is Cristiano Ronaldo.

## JOSÉ CASTILLO CAREER PITCHING RECORD

SEASON	TEAM	W	L	ERA	G	GS	CG	SHO	SV	IP	H	R	ER	HR	HB	BB	IBB	SO	WHIP	AVG	AB	WP	BK	GIDP	TBF	NP-S
2013	RAY (R)	2	2	5.87	12	3	0	0	0	30.2	34	21	20	1	1	8	0	25	1.37	.288	118	5	1	1	131	N/A - N/A
2014	RAY (R)	0	0	3.86	3	0	0	0	0	4.2	3	2	2	0	0	2	0	4	1.07	.188	16	1	1	1	18	N/A - N/A
2015	FW (A)	1	1	4.00	6	6	0	0	0	27.0	25	14	12	2	1	16	0	16	1.52	.255	98	1	1	1	116	71 - 45
	TRI (A)	3	1	3.61	13	12	0	0	0	52.1	54	26	21	1	5	16	0	35	1.34	.269	201	5	0	4	229	N/A - N/A
2016	LE (A)	1	0	1.59	7	0	0	0	0	11.1	15	9	2	1	2	5	0	7	1.76	.326	46	1	0	2	53	165 - 102
	FW (A)	1	1	2.28	9	0	0	0	1	23.2	23	7	6	0	1	4	0	35	1.14	.256	90	0	0	2	98	388 - 263
	TRI (A)	0	1	1.80	4	0	0	0	1	5.0	5	1	1	1	1	3	0	7	1.60	.278	18	0	0	0	23	N/A - N/A
2017	LE (A)	3	2	2.87	39	0	0	0	1	47.0	38	19	15	0	3	22	0	49	1.28	.220	173	3	0	4	203	752 - 488
2018	SD	3	3	3.29	37	0	0	0	0	38.1	23	14	14	3	3	12	1	52	0.91	.170	135	1	0	0	150	632 - 405
	ELP (AAA)	1	0	0.79	10	0	0	0	3	11.1	6	3	1	1	0	2	0	13	0.71	.150	40	2	0	1	43	173 - 113
2019	SD	0	0	0.00	1	0	0	0	0	0.2	0	0	0	0	1	1	0	2	1.50	.000	2	1	0	0	4	17 - 9
	LE (A)	0	1	3.18	6	1	0	0	0	5.2	2	2	2	1	1	1	0	12	0.53	.105	19	0	0	0	21	75 - 56
	ELP (AAA)	0	0	6.75	2	0	0	0	0	1.1	1	1	1	1	0	1	0	3	1.50	.200	5	0	0	0	6	22 - 15
	SD1 (R)	0	0	9.00	1	1	0	0	0	1.0	2	1	1	0	0	0	0	3	2.00	.400	5	0	0	0	5	11 - 11
<b>MLB Totals</b>		<b>3</b>	<b>3</b>	<b>3.23</b>	<b>38</b>	<b>0</b>	<b>0</b>	<b>0</b>	<b>0</b>	<b>39.0</b>	<b>23</b>	<b>14</b>	<b>14</b>	<b>3</b>	<b>4</b>	<b>13</b>	<b>1</b>	<b>54</b>	<b>0.92</b>	<b>.168</b>	<b>137</b>	<b>2</b>	<b>0</b>	<b>0</b>	<b>154</b>	<b>649 - 414</b>
<b>Minors Totals</b>		<b>15</b>	<b>10</b>	<b>3.38</b>	<b>132</b>	<b>23</b>	<b>0</b>	<b>0</b>	<b>11</b>	<b>245.1</b>	<b>230</b>	<b>116</b>	<b>92</b>	<b>10</b>	<b>15</b>	<b>92</b>	<b>0</b>	<b>245</b>	<b>1.31</b>	<b>.250</b>	<b>920</b>	<b>20</b>	<b>3</b>	<b>17</b>	<b>1051</b>	<b>2,043 - 1,342</b>

## CAREER TRANSACTIONS

OPTIONS USED: 1/3

**2011** Signed by TB as an international free agent, July 7

**2014** Acquired by SD from TB along with Wil Myers, Ryan Hanigan and Gerardo Reyes as part of an 11-player, three-team trade that sent Burch Smith, Rene Rivera and Jake Bauers to TB and Joe Ross and a player to be named later (Trea Turner) to WSH, December 18



# FRANCHY CORDERO

Height: 6-3 Bats: L  
Weight: 226 Throws: R

# 33

OUTFIELDER

FRAN-chee  
@Franchycordero  
elcordy22

Full Name	Franchy Cordero Vargas
Date of Birth	September 2, 1994 in Azua, Dominican Republic
Current Residence	Azua, Dominican Republic
2020 Opening Day Age	25
MLB Service Time	2.038
MLB Debut	May 27, 2017 @ WSH (with SD)
How Obtained	Signed as an international free agent on November 1, 2011
Contract Status	Signed through 2020

## QUICK HITS

**BALL GOING, BALL GONE** Hit a 489-foot HR on April 20, 2018 vs. ARI at Chase Field, the 2nd-longest HR in the majors in 2018.

**DINGERS!** His 439-foot HR average (min. 80 batted ball events) led the majors in 2018.

**TRIPLE TROUBLE** His 21 triples between El Paso (AAA) and SD led all of professional baseball in 2017.

**MR. EXIT VELO** Hit 6 balls with an exit velocity of 115.0-or-higher in April 2018, which were 6 of the 7 hardest hit balls by a Padre in 2018.

**TWO FOR ME, NONE FOR YOU** Following the 2017 season, earned both MVP and Rookie of the Year honors of the Dominican Winter League after hitting .323 with a .393 on-base percentage.

## 2019 SEASON

- Missed the majority of the season with a right elbow sprain and left quad injury...played in just 9 games for SD (.333, 5-for-15) and 15 between El Paso (AAA), Lake Elsinore (A) and the AZL Padres (R).
- Made his 1st-career Opening Day roster and entered the season opener on March 28 vs. SF as a defensive replacement in RF, going 0-for-1.
- Placed on the 10-day IL on April 8 (retro: April 7) with the right elbow sprain...sent on a rehab assignment to ELP on May 31 and was transferred to the 60-day IL on June 17.
- Homed on June 12 for ELP in the 3rd inning before injuring his left quadriceps attempting to beat out a grounder in the 6th.
- Sent on a rehab assignment to the AZL Padres 1 on August 24 and was later transferred to LE on August 30 before suffering a setback, playing his final game of the season on August 31.

## CAREER NOTES

### 2018

- Began the season on the 10-day DL with a left abductor strain before appearing in 40 games (36 starts) with SD... underwent season-ending surgery in July to remove a bone spur in his right elbow.

## ACCOLADES

MLB.com Organization All-Star (2016 & 2017, SD)

Baseball America Triple-A All-Star (2017, El Paso)

Northwest League Mid-Season All-Star (2014, Eugene)

AZL Post-Season All-Star (2013, AZL Padres)

- Sent on a rehab assignment to El Paso (AAA) on April 6 before being reinstated from DL on April 11.
- Slashed .237/.307/.439 for SD with 5 2B, 1 3B, 7 HR, 19 RBI and 19 runs scored.
- Made 36 starts in the outfield, including 22 in LF, 10 in CF and 4 in RF...posted a .955 fielding % with 3 errors and 2 outfield assists.
- Hit a 489-foot HR on April 20 vs. ARI at Chase Field, the 2nd-longest HR in the majors in 2018, trailing only Trevor Story's 505-foot shot on September 5 vs. SF.
- His 439-foot HR average (min. 80 batted ball events) led the majors.
- Homed in back-to-back games for the 2nd time in his career on April 27-28 vs. NYM at Petco Park...his 459-foot HR on April 28 was his 2nd-longest of the season, and the 116.9 mph exit velocity was the hardest hit ball by a Padre in 2018.
- Slashed .140/.213/.302 over his final 14 games from May 11-27 before being placed on the 10-day DL on May 28 with a right forearm strain.
- Appeared in 3 rehab games for ELP from June 14-17 before being transferred to the 60-day DL on June 21.
- Following the season, played for Estrellas de Oriente in the Dominican Winter League, helping the club to their 1st championship in more than half a century...hit .232 with 9 XBH across 26 DWL games.

## Statcast Home Run Distance Leaders (since '15), Padres

Rank	Player	Distance	Date
1	Franchy Cordero	489'	April 20, 2018
2	Franmil Reyes	479'	June 5, 2018 vs. ATL
3	Alex Dickerson	479'	September 9, 2016 vs. COL
4	Franmil Reyes	477'	August 5, 2018 @ CHC
5	Hunter Renfroe	470'	May 11, 2019 @ COL



## 2017

- Spent the majority of the season with El Paso (AAA) and received his 1st action at the ML level, appearing in 30 games for SD.
- Began the season with ELP, hitting .289 (50-for-173) and leading the Chihuahuas in hits at the time of his call-up.
- Made his ML debut on May 27 at WSH as a pinch-hitter.
- Recorded his 1st ML hit and multi-hit game on May 28 at WSH during his 1st start as a Padre...went on to hit in 5 consecutive games from May 28-June 2, batting .368 (7-for-19) with 1 2B, 1 3B, 5 runs and 1 SB.
- Hit his 1st ML HR on June 12 vs. CIN before hitting 2 additional homers the following day on June 13 vs. CIN, marking his 1st-career multi-HR game and the 1st time he homered in back-to-back games.
- Recalled from ELP for his 2nd stint of the season with the Padres on July 19.
- Grounded into 1 double play in 2017 while with ELP, tying the record and becoming just the 3rd qualifying batter in Pacific Coast League history with only 1 GIDP.
- Hit 18 3B with ELP, a Chihuahuas' single-season record and tied for the most in minors with Double-A Midland's Jorge Mateo.
- Led all of professional baseball in triples with 21, including the 3 he hit for the Padres.

- Contributed to ELP's postseason run, posting a .355/.417/.516 line with 2 2B, 1 HR, 2 RBI and 3 runs scored.
- Following the season, was named Most Valuable Player and Rookie of the Year of the Dominican Winter League... hit .323 (60-for-186) with a .393 OBP and 7 2B, 5 3B, 5 HR, 25 RBI and 30 runs scored in 50 games for Leones del Escogido...hit .296 with a .367 OBP in 17 games during the playoffs.

## 2016

- Split the season between Lake Elsinore (A), San Antonio (AA) and El Paso (AAA), hitting a combined .290 (161-for-555) with 24 2B, 16 3B, 11 HR, 54 RBI, 79 runs scored and 23 SB.
- Spent the majority of the season with LE, hitting .286 (85-for-297) with 16 2B, 8 3B, 5 HR, 35 RBI and 47 runs scored.
- Named the Texas League Player of the Week on August 7 after batting .400 (8-for-20) with 3 2B, 1 3B and 5 RBI in 5 games while with SAN.
- Named a MiLB.com Organizational All-Star for SD.

# FRANCHY CORDERO

## 2015

- Spent the season with Fort Wayne (A), hitting .243 (117-for-481) with 13 2B, 1 3B, 5 HR, 34 RBI and 59 runs scored.

## 2014

- Split the season between Eugene (A) and Fort Wayne (A), hitting a combined .255 (83-for-325) with 10 2B, 5 3B, 9 HR, 44 RBI, 45 runs and 16 SB over 83 games.
- Named a Northwest League Mid-Season All-Star...rated by *Baseball America* as the 7th-best prospect in the league.

## 2013

- Appeared in 35 games for the AZL Padres (R), batting .333 (47-for-141) with 4 2B, 6 3B, 3 HR, 17 RBI, 23 runs scored and 11 SB.
- Tied for the AZL lead in SLG (.511), T-2nd in 3B and 4th in AVG.
- Named to the AZL All-Star team...ranked No. 3 prospect in the AZL by *Baseball America*.

## 2012

- Made his professional debut with the DSL Padres (R), batting .270 (62-for-230) with 9 doubles, 6 triples, 1 home run, 38 RBI and 39 runs scored in 61 games.





### FRANCHY CORDERO CAREER BATTING RECORD

SEASON	TEAM	AVG	G	AB	R	H	2B	3B	HR	RBI	BB	IBB	SO	SB	CS	OBP	SLG	OPS	PA	HBP	SAC	SF	GIDP
2012	DSL PAD (R)	.270	61	230	39	62	9	6	1	38	37	1	73	14	4	.372	.374	.746	270	1	1	1	0
2013	SD1 (R)	.333	35	141	23	47	4	6	3	17	10	0	33	11	0	.381	.511	.891	157	2	2	2	0
2014	FW (A)	.188	22	85	5	16	2	1	0	9	4	1	36	3	3	.237	.235	.472	94	2	1	2	0
	EUG (A)	.279	61	240	40	67	8	4	9	35	14	1	75	13	5	.329	.458	.788	259	4	1	0	7
2015	FW (A)	.243	126	481	59	117	13	1	5	34	31	2	121	22	11	.293	.306	.598	524	4	5	3	5
2016	LE (A)	.286	74	297	47	85	16	8	5	35	19	1	83	11	8	.339	.444	.783	322	5	0	1	7
	ELP (AAA)	.077	4	13	1	1	0	0	0	0	3	0	4	0	0	.250	.077	.327	16	0	0	0	0
2017	SD	.228	30	92	15	21	3	3	3	9	6	0	44	1	1	.276	.424	.699	99	0	1	0	0
	ELP (AAA)	.326	93	390	68	127	21	18	17	64	23	1	118	15	4	.369	.603	.972	419	4	2	0	1
2018	SD	.237	40	139	19	33	5	1	7	19	14	0	55	5	2	.307	.439	.746	154	0	1	0	1
	ELP (AAA)	.259	7	27	3	7	1	0	1	1	4	0	10	3	0	.355	.407	.762	31	0	0	0	0
2019	SD	.333	9	15	2	5	1	0	0	1	4	0	7	1	0	.450	.400	.850	20	0	0	1	0
	LE (A)	.125	2	8	0	1	0	1	0	2	0	0	4	0	0	.125	.375	.500	8	0	0	0	0
	ELP (AAA)	.217	11	46	7	10	2	1	3	8	4	0	19	0	0	.294	.500	.794	51	1	0	0	1
	SD1 (R)	.200	2	5	1	1	0	0	1	1	1	0	2	0	0	.333	.200	.533	6	0	0	0	0
<b>MLB Totals</b>		.240	79	246	36	59	9	4	10	29	24	0	106	7	3	.306	.431	.737	273	0	2	1	1
<b>Minors Totals</b>		.279	557	2208	324	616	84	54	50	263	167	11	645	104	41	.335	.434	.769	2421	25	12	9	23

### CAREER TRANSACTIONS

OPTIONS USED: 1/3

2011 Signed by SD as an international free agent, November 1



# JAKE CRONENWORTH

# 9

**INFILDER/  
RIGHT-HANDED  
PITCHER**

Height: 6-0    Bats: R  
Weight: 187    Throws: R

CROW-nen-worth  
 @JCronenworth10  
 jaccrone2

Full Name	Jacob John Cronenworth
Date of Birth	January 21, 1994 in St. Clair, Michigan
Current Residence	St. Clair, Michigan
2020 Opening Day Age	26
MLB Service Time	0.000
How Obtained	Acquired from TB along with Tommy Pham in exchange for Hunter Renfroe and Xavier Edwards on December 6, 2019
Contract Status	Signed through 2020

## QUICK HITS

- Was used as a 2-way player in 2019 for Durham (AAA) for the 1st time since playing collegiate ball at the University of Michigan. He made 7 appearances on the mound, including 6 as an opener, and he yielded only 2 runs (both unearned) in 71 IP.
- In 2019, earned team MVP honors for Durham (AAA) as he set career highs in AVG (.329), 2B (27), OBP (.422), SLG (.511) and OPS (.934) between DUR and GCL Rays (R).
- Following the 2019 season, rated by *Baseball America* as the Best Batting Prospect, Best Infield Arm, Best Defensive Shortstop and Most Exciting Player in the IL in its Best Tools survey.

## 2019 SEASON

- Claimed team MVP honors with Durham (AAA), hitting .334 (115-for-344) with 26 2B, 4 3B, 10 HR and 45 RBI... between DUR and GCL Rays (R), set career highs in AVG (.329), 2B (27), OBP (.422), SLG (.511) and OPS (.934).
- In 88 games with DUR, led the INT in AVG and OBP (.429) and ranked 3rd with a .949 OPS.
- He was used as a 2-way player for the 1st time since playing collegiate ball at the University of Michigan...made 7 appearances on the mound, including 6 as an opener, and he yielded only 2 runs (both unearned) in 71 IP.
- Was named TB's Minor League Player of the Month for April, batting .370 (30-for-81) with 1 HR and 11 RBI.
- Earned INT Mid and Post-Season All-Star honors...slashed .342/.427/.546 in the 1st half of the season with 22 2B, 4 3B, 10 HR, 42 RBI, 39 BB and 61 runs scored in 75 games... hit .346 (9-for-26) with 5 RBI in 6 Triple-A postseason games.
- Following the season, ranted by *Baseball America* as the Best Batting Prospect, Best Infield Arm, Best Defensive Shortstop and Most Exciting Player in the IL in its Best Tools survey.

## ACCOLADES

Mid-Season All-Star (2019 INT League, 2017 FLS League, 2016 MID League & 2015 NYP League)

International League Post-Season All-Star (2019, Durham)

## CAREER NOTES

### 2018

- Spent most of the season with Montgomery (AA), hitting .254 (106-for-418) in 108 games...promoted to DUR in April, hitting .240 (6-for-25) in 7 games.
- Combined for a career-high 22 SB between MTG and DUR.
- His 75 runs scored were T-4th in the Southern League, and he struck out once every 6.81 PA, the 3rd-lowest ratio in the SOU.

### 2017

- Split the season between Charlotte (A) and MTG, slashing a combined .274/.364/.358 and setting a career high in hits (133).
- Began the season on a 22-game hitting streak, which was a season high for the Florida State League and tied for the 4th-longest single-season streak in the organization's history...hit .389 (35-for-90) over that span from April 6-May 1.
- Named to the FSL Mid-Season All-Star Team, marking his 3rd consecutive year receiving Mid-Season All-Star honors.
- Ranked 5th in the FSL with a .364 OBP and tied for the club lead with 47 BB despite being promoted to MTG on July 18.
- Following the season, ranked by *Baseball America* as the No. 22 prospect in the Rays system.

### 2016

- Set career highs RBI (57) and BB (67) between Bowling Green (A) and CHA, combining to slash .282/.389/.386 in 116 games played.
- Led the Midwest League with a .429 OBP and ranked 5th with a .322 clip.
- Named to the MWL Mid-Season All-Star Team.





- Named the Rays Minor League Hitter of the Month for April, slashing .400/.500/.507 with 6 2B and 11 RBI.
- Promoted to CHA on July 20 and transferred back to BG for the end of the regular season and MWL postseason.
- Following the season, ranked by *Baseball America* as the No. 18 prospect in the MWL...also dubbed as the Best Defensive Shortstop and for having the Best Strike-Zone Discipline in the MWL in its Best Tools survey.

## 2015

- Named to the New York-Penn League Mid-Season All-Star Team and dubbed Hudson Valley (A) team MVP by the Rays Baseball Operations department.
- Ranked 5th among Rays minor leaguers with a .291 AVG.
- Led HV in AVG, OBP (.399) and BB (31).

## PERSONAL

- In 2015, spent 4 days at the Rays Dominican academy getting a 1st-hand look at the organization's Latin American operations.
- Selected out of the University of Michigan, where he played first and second base as a position player. Finished his career with a 3.34 ERA (45 ER, 121.1 IP) and 23 saves in 55 apps (12 starts) on the mound.
- Attended St. Clair High School (MI) where he played baseball and starred on the hockey team.

## JAKE CRONWORTH CAREER BATTING RECORD

SEASON	TEAM	AVG	G	AB	R	H	2B	3B	HR	RBI	BB	IBB	SO	SB	CS	OBP	SLG	OPS	PA	HBP	SAC	SF	GIDP
2015	HV (A)	.291	51	196	31	57	12	3	1	16	31	1	59	12	7	.399	.398	.797	234	5	1	1	2
2016	BG (A)	.322	81	314	66	101	15	6	3	48	54	1	57	12	7	.429	.436	.865	380	7	2	3	5
	CHA (A)	.171	35	111	15	19	3	1	1	9	13	0	26	2	1	.270	.243	.513	126	2	0	0	4
2017	MTG (AA)	.285	38	158	15	45	6	0	1	20	19	0	19	1	1	.363	.342	.705	180	1	0	1	4
	CHA (AA)	.268	87	328	58	88	16	5	2	29	47	0	69	12	5	.364	.366	.730	381	3	1	1	7
2018	MTG (AA)	.254	108	418	75	106	18	4	4	50	43	0	69	21	3	.323	.344	.668	470	3	0	6	9
	DUR (AAA)	.240	7	25	4	6	3	0	0	2	1	0	5	1	0	.269	.360	.629	26	0	0	0	0
2019	DUR (AAA)	.334	88	344	75	115	26	4	10	45	49	0	62	12	5	.429	.520	.949	406	10	0	3	4
	RAY (R)	.167	3	12	2	2	1	0	0	0	1	0	2	0	0	.231	.250	.481	13	0	0	0	0
Minors Totals		.283	498	1906	341	539	100	23	22	219	258	2	368	73	29	.375	.394	.769	2216	31	4	15	35

## JAKE CRONWORTH CAREER PITCHING RECORD

SEASON	TEAM	W	L	ERA	G	GS	CG	SHO	SV	IP	H	R	ER	HR	HB	BB	IBB	SO	WHIP	AVG	AB	WP	BK	GIDP	TBF	NP-S
2019	DUR (AAA)	0	0	0.00	7	6	0	0	0	71	4	2	0	0	0	8	0	9	1.64	.160	25	1	0	0	34	145-79
Minors Totals		0	0	0.00	7	6	0	0	0	71	4	2	0	0	0	8	0	9	1.64	.160	25	1	0	0	34	145-79

## CAREER TRANSACTIONS

OPTIONS USED: 0/3

- 2011 Selected by TB in the seventh round of the 2015 First-Year Player Draft
- 2019 Acquired by SD from TB along with Tommy Pham in exchange for Hunter Renfroe and Xavier Edwards, December 6



# ZACH DAVIES

Height: 6-0 Bats: R  
Weight: 180 Throws: R

@ZDavies3  
zdavies3

# 17

RIGHT-HAND  
PITCHER

Full Name	Zachary Ryan Davies
Date of Birth	February 7, 1993 in Puyallup, Washington
Current Residence	Gilbert, Arizona
2020 Opening Day Age	27
MLB Service Time	4.020
MLB Debut	September 2, 2015 vs. PIT (with MIL)
How Obtained	Acquired from MIL along with Trent Grisham in exchange for Eric Lauer, Luis Urrías and a PTBNL or cash considerations on November 27, 2019
Contract Status	Signed through 2020

## QUICK HITS

**AN NL WEST KINDA GUY** Posted a 2.77 ERA (16 ER, 52.0 IP) in his 10 starts against the NL West in 2019, the lowest among all ML hurlers (min. 10 starts). Has posted a career 2.96 ERA against NL West foes since he came into the league in 2015, the 5th-best ERA against the division.

**WHEN IT MATTERS MOST** In 2019, limited the opposition to a .136 clip with RISP/2 out, which was the 8th-best mark in the majors (min. 60 batters faced).

**RACKING UP THE W's** His 17 wins in 2017 tied Zack Greinke for 2nd in the National League, trailing only Clayton Kershaw's 18. His 33 starts in '17 tied for the NL lead with 3 others and his 191.1 innings pitched ranked 9th.

**TOP 25** From 2017-19, Davies ranked in the top 25 among all National League pitchers in wins (29, T-20th), starts (77, T-22nd) and ERA (3.91, T-25th).

## 2019 SEASON

- Went 10-7 with a 3.55 ERA (63 ER, 159.2 IP) and led the Brewers in starts (31) and innings pitched (159.2).
- Made 30+ starts for the 2nd time in his career (33 in 2017).
- Notched 10+ wins for the 3rd time in his career (11 in 2016 and 17 in 2017).
- MIL went 18-13 in his starts, and he tossed 8 quality starts.
- Became the 1st starter in MIL history to win each of his first 7 decisions in a season as he went 7-0 with a 2.41 ERA (20 ER, 74.2 IP) through 13 starts.
- Went 3-0 with a 1.38 ERA (5 ER, 32.2 IP) in his 6 April starts.
- Did not allow more than 2 earned runs in any of his first 9 outings...his 1.54 ERA from April 1 to May 16 led the majors.
- Placed on the 10-day IL with back spasms from August 5-18 (retro: Aug. 3).
- His 2.77 ERA against the NL West was his lowest against any division in which he made multiple starts in 2019, ahead of his 3.00 ERA against the NL East.
- Relied primarily on 5 pitches: sinker (52.6%), changeup (31.2%), cutter (11.8%), curve (3.6%) and slider (0.7%).

## ACCOLADES

Futures Game Selection (2015)

Eastern League Pitcher of the Week (June 23 and August 4, 2014)

## CAREER NOTES

### 2018

- Went 2-7 with a 4.77 ERA (35 ER, 66.0 IP) in 13 starts for MIL.
- Was on the 10-day IL twice with right rotator cuff inflammation...went 2-3 with a 4.24 ERA through his 1st 6 starts before being placed on the DL from May 3-23 (retro: April 30).
- Returned to make 2 starts on May 24 and May 29 (0-2, 9.00 ERA) before being placed on the DL again from June 1 to August 23 (retro: May 30).
- Was not on the NLDS roster vs. COL but was added to the NLCS roster on October 17 due to Gio Gonzalez's injury.
- Made his only postseason appearance in Game 5 of the NLCS at LAD (1.0 IP, 1 H, 1 SO).

### 2017

- Made his 1st-career Opening Day roster and went 17-9 with a 3.90 ERA (83 ER, 191.1 IP in a career-high 33 starts for MIL.
- Led the team in wins for the 2nd straight season and led the majors with 14 sacrifice bunts.
- Was a finalist for a Gold Glove Award along with Zack Greinke (winner) and R.A. Dickey...posted a 1.000 fielding % (0 errors in 48 total chances).
- The team went 20-13 in his starts and he produced 15 quality starts, going 10-3 with a 1.44 ERA (16 ER, 100.1 IP) in those starts.

### 2016

- Began the season with Colorado Springs (AAA), where he made 2 starts before being recalled by MIL on April 17.
- Went 11-7 with a 3.97 ERA (72 ER, 163.1 IP) in 28 starts in his first full ML season.
- Led the team in wins and T-2nd among all ML rookies in that category.



- Had a team-leading 15 quality starts, going 7-1 with a 1.98 ERA in those starts.
- Went 0-3 with an 8.78 ERA over his first 3 starts before going 11-4 with a 3.54 ERA over his last 25 starts.
- Tossed 10.0 consecutive hitless innings from June 1-7 vs. STL and OAK.
- Took a no-hitter into the 7th inning on June 7 vs. OAK before allowing a 2-out, 2-run HR to Billy Butler.
- Retired 17 consecutive batters during a 5-3 victory on June 12 vs. NYY.
- Notched a career-high 9 SO on 3 occasions: June 1 vs. STL (W), June 24 vs. WSH (ND) and August 29 vs. STL (ND).
- Had his contract selected by MIL on September 1 and went 3-2 with 3.71 ERA in 6 starts with the Brewers.
- Produced 4 quality starts...the team went 4-2 in his starts, and he held opponents to a .211 clip.
- Made his ML debut on Sept. 2 vs. PIT and did not factor into the 9-4 win (4.1 IP, 4 H, 4 ER, 3 BB, 3 SO, 1 HR).
- Earned his first ML victory in a 9-1 win on Sept. 7 at MIA (7.0 IP, 4 H, 1 ER, 0 BB, 4 SO).
- Ended the season on a 15.0-scoreless inning streak.

#### 2014

- Went 10-7 with a 3.35 ERA in 21 games (20 starts) at Bowie (AA).
- Led the team in wins and strikeouts (109).
- Pitched for the Glendale Desert Dogs in the Arizona Fall League following the season and went 3-0 with a 1.75 ERA.

#### 2013

- Went 7-9 with a 3.69 ERA in 26 starts at Frederick (A).
- Ranked 2nd in the Carolina League in SO (132).

#### 2015

- Entered 2015 as the 6th-best prospect in the Orioles organization according to *Baseball America* before being traded to MIL for OF Gerardo Parra on July 31.
- Began the season at Norfolk (AAA) and went 5-6 with a 2.84 ERA in 19 games (18 starts).
- Traded to MIL and went 1-2 with a 5.00 ERA in 5 starts for Colorado Springs (AAA).

# ZACH DAVIES

## 2012

- Went 5-7 with a 3.86 ERA in 25 games (17 starts) during his 1st professional season at Delmarva(A), where he led the team in strikeouts (91).

## PERSONAL

- Married to Megan.
- Graduated from Mesquite High School (Ariz.).
- Enjoys golf and is a fan of the Seattle Seahawks.





### ZACH DAVIES CAREER PITCHING RECORD

SEASON	TEAM	W	L	ERA	G	GS	CG	SHO	SV	IP	H	R	ER	HR	HB	BB	IBB	SO	WHIP	AVG	AB	WP	BK	GIDP	TBF	NP-S
2012	DEL (A)	5	7	3.86	25	17	0	0	1	114.1	109	52	49	11	3	46	0	91	1.36	.255	427	4	0	6	484	52 - 36
2013	FRE (A)	7	9	3.69	26	26	0	0	0	148.2	145	72	61	10	3	38	0	132	1.23	.256	566	5	1	13	619	1,155 - 739
2014	BOW (AA)	10	7	3.35	21	20	0	0	0	110.0	106	50	41	8	4	32	1	109	1.25	.249	425	3	0	7	465	1,771 - 1,125
2015	MIL	3	2	3.71	6	6	0	0	0	34.0	26	14	14	2	0	15	0	24	1.21	.211	123	0	0	2	139	539 - 333
	COL (AAA)	1	2	5.00	5	5	0	0	0	27.0	38	17	15	2	1	12	0	21	1.85	.333	114	1	0	1	128	458 - 294
	NOR (AAA)	5	6	2.84	19	18	1	0	0	101.1	91	33	32	4	1	33	0	81	1.22	.241	378	3	0	5	419	1,643 - 1,033
2016	MIL	11	7	3.97	28	28	0	0	0	163.1	166	79	72	20	6	38	0	135	1.25	.263	631	3	0	11	682	2,588 - 1,655
	COL (AAA)	0	0	2.00	2	2	0	0	0	9.0	6	2	2	0	0	2	0	11	0.89	.176	34	0	0	0	36	154 - 95
2017	MIL	17	9	3.90	33	33	0	0	0	191.1	204	90	83	20	9	55	3	124	1.35	.275	741	2	0	22	817	3,089 - 1,930
2018	MIL	2	7	4.77	13	13	0	0	0	66.0	67	36	35	8	4	21	3	49	1.33	.269	249	1	0	8	280	1,124 - 700
	BLX (AA)	1	1	4.09	2	2	0	0	0	11.0	7	5	5	1	1	4	0	12	1.00	.189	37	1	0	1	43	86 - 53
	COS (AAA)	0	3	6.35	5	5	0	0	0	17.0	18	12	12	0	0	12	0	13	1.76	.277	65	0	0	1	79	299 - 180
	WIS (A)	1	0	2.84	4	4	1	1	0	19.0	19	6	6	2	0	0	0	19	1.00	.271	70	0	0	4	70	219 - 167
2019	MIL	10	7	3.55	31	31	0	0	0	159.2	155	73	63	20	2	51	0	102	1.29	.256	606	4	0	14	672	2,680 - 1,635
<b>MLB Totals</b>		<b>43</b>	<b>32</b>	<b>3.91</b>	<b>111</b>	<b>111</b>	<b>0</b>	<b>0</b>	<b>0</b>	<b>614.1</b>	<b>618</b>	<b>292</b>	<b>267</b>	<b>70</b>	<b>21</b>	<b>180</b>	<b>6</b>	<b>434</b>	<b>1.30</b>	<b>.263</b>	<b>2350</b>	<b>10</b>	<b>0</b>	<b>57</b>	<b>2590</b>	<b>10,020 - 6,253</b>
<b>Minors Totals</b>		<b>30</b>	<b>35</b>	<b>3.60</b>	<b>109</b>	<b>99</b>	<b>2</b>	<b>1</b>	<b>1</b>	<b>557.1</b>	<b>539</b>	<b>249</b>	<b>223</b>	<b>38</b>	<b>13</b>	<b>179</b>	<b>1</b>	<b>489</b>	<b>1.29</b>	<b>.255</b>	<b>2116</b>	<b>17</b>	<b>1</b>	<b>38</b>	<b>2343</b>	<b>5,837 - 3,722</b>

### NL CHAMPIONSHIP SERIES

SEASON	TEAM	W	L	ERA	G	GS	CG	SHO	SV	IP	H	R	ER	HR	HB	BB	IBB	SO	WHIP	AVG	AB	WP	BK	GIDP	TBF	NP-S
2018	MIL	0	0	0.00	1	0	0	0	0	1.0	1	0	0	0	0	0	0	1	1.00	.250	4	0	0	0	4	18 - 12

### CAREER TRANSACTIONS

OPTIONS USED: 1/3

- 2011 Signed by BAL as a 26th-round selection in the First-Year Player Draft
- 2015 Acquired by MIL from BAL in exchange for Gerardo Parra, July 31
- 2019 Acquired by SD from MIL along with Trent Grisham in exchange for Eric Lauer, Luis Urías and a player to be named later or cash considerations, November 27



# MIGUEL DIAZ

# 47

**RIGHT-HAND  
PITCHER**

Height: 6-0

Bats: R

Weight: 224

Throws: R

miguelangel8378

Full Name	Miguel Angel Diaz
Date of Birth	November 28, 1994 in San Cristobal, Dominican Republic
Current Residence	San Cristobal, Dominican Republic
2020 Opening Day Age	25
MLB Service Time	2.026
MLB Debut	April 3, 2017 @ LAD (with SD)
How Obtained	Acquired from MIN in exchange for Justin Haley and a player to be named later or cash considerations on December 8, 2016
Contract Status	Signed through 2020

## QUICK HITS

- Began the 2019 season on the 10-day IL recovering from right knee surgery and ended the season on July 21 on the 60-Day IL, recovering from season-ending left knee surgery.
- In his 2019 debut with SD on July 8 at ARI, struck out 5 in his 2.0 IP.
- In 2017, did not allow a baserunner through his 1st 4 Major League games, tied for the longest such streak in the majors since data was recorded in 1913.

## 2019 SEASON

- Began the season on the 10-Day Injured List recovering from right knee surgery...sustained a torn meniscus in Spring Training (February) during a bullpen session and transferred to the 60-Day IL on May 1 before beginning a rehab assignment with Amarillo (AA) on May 5.
- Went 2-1 with a 4.37 ERA (11 ER, 22.2 IP) in 6 games (4 starts) with AMA, limiting hitters to a .236 clip with 33 SO against 8 BB...as a starter, he went 0-1 with a 1.98 ERA (3 ER, 13.2 IP) with 19 SO and a .212 opponent AVG.
- Reinstated from the 60-Day IL on June 5 and made his season debut vs. PHI, tossing 1.0 scoreless inning with just 1 hit allowed and 1 SO.
- Went on to make 5 relief appearances for SD, 4 of which he held opponents scoreless...in what would be his final ML outing of the season on June 14 at COL, he allowed 5 ER on 9 hits and 1 BB in 0.2 IP.
- Tossed more than 1.0 IP in 3 of his 5 outings, including a season-high 2.0 IP on June 7 vs. WSH.
- Righties went 4-for-18 (.222) while lefties went 5-for-8 (.625)...opponents went just 3-for-18 (.167) with runners on base.
- Optioned to El Paso (AAA) and was placed on the 7-Day IL on July 1...eventually transferred to the 60-Day IL on July 21 as he was recovering from season-ending left knee surgery.
- Relied on 4 pitches: four-seamer (52.9%), slider (22.5%), changeup (12.7%) and curve (11.8%).

## ACCOLADES

MilB.com Organization All-Star (2018, SD)

Arizona Fall League Rising Stars (2018)

## CAREER NOTES

### 2018

- Split the season between San Antonio (AA), El Paso (AAA) and SD...went 1-0 with a 4.82 ERA (10 ER, 18.2 IP) in 11 relief appearances with the Padres.
- Began the season with SA and was transferred to ELP on May 18.
- Assigned to SA on June 13 before being recalled by SD on July 8...optioned the next day to SA before being recalled by SD on August 17, remaining with the big-league club for the rest of the season.
- In his season debut with SD on July 8 at ARI, struck out 5 in his 2.0 IP...teammate Craig Stammen also struck out 5 in his 2.0 IP on July 15 at CHC...the last Padre to strike out at least 5 in 2.0 IP-or-fewer was Tyson Ross in 2013 on June 9 at SF (1.2 IP).
- Allowed at least 1 run in his next 6 relief appearances for SD from Aug. 17-Sept. 7, posting a 7.36 ERA (9 ER, 11.0 IP).
- Opponents hit .188 (6-for-32) against him with runners on base, .143 (3-for-21) with RISP and .077 (1-for-13) with RISP/2 out.

### 2017

- Acquired by SD in the 2016 Rule 5 Draft and spent the entire season on the Major League roster, making his ML debut on April 3 at LAD and appearing in 31 games (3 starts).
- Selected by MIN from MIL 1st overall in the Major League Phase of the Rule 5 Draft...was then acquired by SD from MIN in exchange for RHP Justin Haley and cash on December 8, 2016.
- Made his ML debut on April 3 at LAD, tossing 1.1 perfect innings in relief with 1 SO.
- Did not allow a baserunner through his 1st 4 games to begin his ML career, tied for the longest such streak in the majors since data was recorded in 1913.



**NON-ROSTER  
INVITEE**

- Earned his 1st ML win on April 10 at COL, and made his 1st-career start on June 10 vs. KC, tossing 2.0 IP with 1 hit, 3 BB and 1 SO.
- Placed on the 10-day DL on June 23 with a strained right forearm and was transferred to the 60-day DL on Aug. 26.
- Sent on a rehab assignment to the AZL Padres (R) on Aug. 15 and Lake Elsinore (A) on Aug. 20 before being reinstated on Aug. 29...his 1st appearance back from the DL came on Sept. 5 vs. STL.
- Following the season, made 4 relief appearances for Toros del Este of the Dominican Winter League and posted a 7.71 ERA (2 ER, 2.1 IP).

**2012-2016**

- In **2016**, made 26 appearances (15 starts) for Wisconsin (A), going 1-8 with a 3.71 ERA (39 ER, 94.2 IP) and 91 SO to 29 BB while limiting opposing hitters to a .226 (83-for-368) AVG...in **2015**, made 7 appearances (5 starts) for the AZL Brewers (R), going 0-3 with a 2.21 ERA (5 ER, 20.1 IP) and 23 SO to 5 BB...in **2014**, made 13 appearances (5 starts) for the AZL Brewers (R), going 4-2 with a 4.21 ERA (22 ER, 47.0 IP) and 53 SO against 20 BB...made 11 appearances (9 starts) in **2013** for the DSL Brewers (R), going 3-2 with a 2.40 ERA (13 ER, 48.2 IP)...made his professional debut in **2012** for the DSL Brewers (R), making 15 relief appearances (one start) with a 4.62 ERA (13 ER, 25.1 IP).

**PERSONAL**

- His all-time favorite baseball player is fellow Dominican right-hander Pedro Martinez.

**MIGUEL DIAZ CAREER PITCHING RECORD**

SEASON	TEAM	W	L	ERA	G	GS	CG	SHO	SV	IP	H	R	ER	HR	HB	BB	IBB	SO	WHIP	AVG	AB	WP	BK	GDP	TBF	NP-S
2012	DSL BRW (R)	0	3	4.62	15	1	0	0	1	25.1	27	20	13	0	3	15	0	21	1.66	.278	97	3	0	3	117	N/A - N/A
2013	DSL BRW (R)	3	2	2.40	11	9	0	0	0	48.2	36	17	13	0	3	21	0	34	1.17	.211	171	2	1	0	200	N/A - N/A
2014	BRE (R)	4	2	4.21	13	5	0	0	0	47.0	42	24	22	3	3	20	0	53	1.32	.232	181	5	1	0	206	N/A - N/A
2015	BRE (R)	0	3	2.21	7	5	0	0	0	20.1	20	12	5	1	0	5	0	23	1.23	.270	74	1	0	0	81	N/A - N/A
2016	WIS (A)	1	8	3.71	26	15	0	0	3	94.2	83	49	39	7	5	29	1	91	1.18	.226	368	12	3	4	404	1,550 - 998
2017	SD	1	1	7.34	31	3	0	0	0	41.2	44	35	34	11	3	25	0	33	1.66	.275	160	5	1	4	192	774 - 461
	LE (A)	0	0	3.68	2	2	0	0	0	7.1	8	3	3	0	0	3	0	5	1.50	.296	27	0	0	0	31	107 - 66
	SD1 (R)	1	0	0.00	1	0	0	0	0	2.0	0	0	0	0	0	1	0	2	0.50	.000	6	0	0	0	7	N/A - N/A
2018	SD	1	0	4.82	11	0	0	0	0	18.2	16	11	10	2	0	12	2	30	1.50	.225	71	1	0	0	85	347 - 222
	SA (AA)	5	2	2.35	19	9	0	0	2	65.0	45	21	17	4	2	30	0	66	1.15	.195	231	4	2	4	264	1,070 - 684
	ELP (AAA)	0	3	8.10	5	2	0	0	0	13.1	17	12	12	2	0	13	0	15	2.25	.304	56	3	1	1	70	279 - 169
2019	SD	0	0	7.11	5	0	0	0	0	6.1	9	5	5	1	2	1	0	4	1.58	.346	26	1	0	2	29	102 - 65
	AMA (AA)	2	1	4.37	6	4	0	0	0	22.2	21	11	11	9	0	8	0	33	1.28	.236	89	1	0	0	97	381 - 250
	ELP (AAA)	0	1	2.35	4	4	0	0	0	7.2	8	2	2	1	1	2	0	7	1.30	.286	28	1	0	1	31	113 - 71
<b>MLB Totals</b>		<b>2</b>	<b>1</b>	<b>6.62</b>	<b>47</b>	<b>3</b>	<b>0</b>	<b>0</b>	<b>0</b>	<b>66.2</b>	<b>69</b>	<b>51</b>	<b>49</b>	<b>14</b>	<b>5</b>	<b>38</b>	<b>2</b>	<b>67</b>	<b>1.61</b>	<b>.268</b>	<b>257</b>	<b>7</b>	<b>1</b>	<b>6</b>	<b>306</b>	<b>1,223 - 748</b>
<b>Minors Totals</b>		<b>16</b>	<b>25</b>	<b>3.48</b>	<b>109</b>	<b>56</b>	<b>0</b>	<b>0</b>	<b>6</b>	<b>354.0</b>	<b>307</b>	<b>171</b>	<b>137</b>	<b>27</b>	<b>17</b>	<b>147</b>	<b>1</b>	<b>350</b>	<b>1.28</b>	<b>.231</b>	<b>1328</b>	<b>32</b>	<b>8</b>	<b>13</b>	<b>1508</b>	<b>3,500 - 2,238</b>

**CAREER TRANSACTIONS**

**OPTIONS USED: 2/3**

**2011** Signed by MIL as an international free agent, December 1

**2016** Selected by MIN from MIL in the first round (first overall) in the Major League Phase of the 2016 Rule 5 Draft, December 8

Acquired by SD from MIN in exchange for Justin Haley, December 8



# BRIAN DOZIER

# 25

INFIELDER

Height: 5-11

Bats: R

Weight: 200

Throws: R

DOE-zhur

Full Name	James Brian Dozier
Date of Birth	May 15, 1987 in Tupelo, Mississippi
Current Residence	Hattiesburg, Mississippi
2020 Opening Day Age	32
MLB Service Time	7:100
MLB Debut	May 7, 2012 vs. LAA (with MIN)
How Obtained	Signed as a minor league free agent on February 24, 2020
Contract Status	Signed through 2020

## QUICK HITS

**WINNING PEDIGREE** Has been in the postseason each of the past 3 seasons. Acquired at the non-waiver trade deadline for the NL pennant-winning Dodgers in 2018 and spent 2019 with the World Series Champion Washington Nationals. Also went 2-for-4 with a HR in the Twins' 2017 AL Wild Card 8-4 loss to the Yankees.

**BIG PICTURE** Spent the majority of his 8 big league seasons in Minnesota, where he received MVP votes in 3 straight seasons from 2015-17. He was an All-Star in '15, then launched 42 HR and was worth 6.3 WAR in '16.

**DOZIER'S DINGERS** Since his debut season in 2012, his 192 home runs lead all Major League 2B, ahead of Robinson Cano's 180 and Rongned Odor's 136. His 444 XBH from 2012-19 ranked 2nd, trailing only Cano's 462.

**EARLY AND OFTEN** Has clubbed 28 career leadoff home runs entering 2020, the 4th-most among active Major League players. Since the start of the 2016 season, has accumulated 60 HR following the All-Star break, T-8th most in MLB over this stretch.

**BY THE NUMBERS** Has reached the 20+ HR plateau every season since 2014 and 20+ 2B in every campaign since 2013. He scored at least 100 runs in 4 consecutive seasons (2014-17), the only player in MIN history to do so.

## 2019 SEASON

- Appeared in 135 games for the World Series Champion Washington Nationals, hitting .238 (99-for-416) with 20 2B, 20 HR, 50 RBI and 54 runs scored.
- Marked the 6th consecutive season he has hit 20+ HR and 7th straight he has posted 20+ doubles.
- Slashed .280/.375/.525 vs. LHP and .221/.327/.393 vs. RHP.
- Appeared in 135 games and made 114 starts (all at 2B), posting a .987 fielding % (5 errors in 398 total chances).
- Leading off an inning, hit .290 (27-for-93) with 5 HR.
- Appeared in 6 playoff games and made 1 start during the Nationals' WS run but did not record a hit (0-for-6).

## ACCOLADES

World Series Champion (2019, WSH)

American League All-Star (2015, MIN)

Rawlings Gold Glove Award (2017, MIN)

Home Run Derby Participant (2014)

Wilson Team Defensive Player of the Year (2013, MIN)

MLBPAA Twins Heart and Hustle Award (2014, 15)

## CAREER NOTES

### 2018

- Began the season with the Twins before being acquired by the Dodgers at the non-waiver trade deadline.
- Ranked among ML 2B leaders in BB (3rd, 70), HR (T-6th, 21), RBI (T-6th, 72), XBH (7th, 53), runs (8th, 81) and 2B (T-9th, 30).
- In 151 games between the 2 clubs, hit .215 with 30 2B, 2 3B, 21 HR, 72 RBI, 12 SB and 81 runs scored...he posted a .305 OBP and a .391 SLG.
- Opened the season on a 17-game hitting streak (which started on Sept. 22, 2017, making it a 24-game streak overall)...hit .307 with 4 2B, 4 HR, 10 RBI, 8 BB and 15 runs scored during the 17-game portion of the streak...hit 4 HR in the 1st 5 games of the season.
- Appeared in 11 postseason games for LAD.

### 2017

- Was the Twins Opening Day 2B and leadoff hitter on April 3 vs. KC, the 700th game of his career.
- Hit a career-best .271 with 30 2B, 4 3B, 34 HR, 93 RBI, 78 BB, 16 SB and 106 runs scored in 152 games.
- Earned the 2017 Rawlings Gold Glove Award, becoming 2nd 2B in Twins history to earn the award, joining Chuck Knoblauch in 1997...committed 5 errors in 674 total chances, ranking 1st in the AL in fielding % by a 2B... also ranked 4th among AL 2B in Range Factor and 5th in Defensive Runs Saved.
- Given 2017 Calvin R. Griffith Award for Most Valuable Twin and Bob Allison Award for Twins Leadership, both voted on by the Twin Cities Chapter of the BBWAA.





**NON-ROSTER  
INVITEE**



## 2016

- Hit a career-high 42 HR in his 5th season in MIN, and his 42 home runs were T-3rd in the majors.
- Recorded an XBH in 11 straight games from June 18-30, setting a Twins record...it marked the longest streak in baseball since Alex Rodriguez had an 11-game streak from the end of 2006 to the 2007 season...it marked the longest in baseball by a middle infielder since Rogers Hornsby hit an XBH in 12 consecutive games in 1928.
- Hit his 42nd HR on Sept. 22 vs. Detroit...was his 40th as a 2B, passing Alfonso Soriano (2002) and setting a new AL record.
- Given 2016 Calvin R. Griffith Award for Most Valuable Twin, Charles O. Johnson Award for Most Improved Twin and Bob Allison Award for Twins Leadership, all voted on by the Twin Cities Chapter of the BBWAA.

## 2015

- Played in a career-high 157 games while posting then career marks across the board...named an American League All-Star and finished pre-All-Star break with 48 XBH, the most in Twins/Senators franchise history.
- Was on AL's final vote ballot but was not elected... eventually named to AL All-Star team as a reserve, replacing TOR Jose Bautista...entered the game as PH in the 8th inning and homered off PIT's Mark Melancon.

- Ranked 4th among AL 2B with a .990 fielding % (minimum 1,000.0 innings played) and led all of baseball in innings played at the position (1,383.0).
- Represented the Twins as a finalist for the Hank Aaron Award and given the Carl R. Pohlad Award for Twins Outstanding Community Service.

## 2014

- Led Twins in hits (145), HR (23), BB (89), runs (112), SB (21), games (156), at-bats (598) and ranked 2nd in RBI (71).
- Ranked 2nd in the AL and 3rd in MLB in runs scored (112) and also ranked 3rd in the AL in BB, T-8th in times on base (243)...among all 2B in baseball, he ranked 1st in runs and BB, T-1st in HR, 3rd in times on base (243), 4th in total bases (249), and T-7th in 2B (33)...also ranked 5th among 2B in baseball in GIDP (98).
- Was only player in baseball with over 100 runs scored, 30 2B, 20 HR, 80 BB and 20 SB.
- Hit 18 home runs pre-All-Star break and was selected by AL Captain, TOR's Jose Bautista, to participate in the Gillette Home Run Derby at Target Field; hit 2 HR in the 1st round and did not advance.

# BRIAN DOZIER

## 2013

- Made his 1st-career Opening Day roster...led the Twins in HR (18), 2nd in 2B (33), hits (136) and RBI (66), and 3rd in BB (51)...ranked 2nd in home runs among AL 2B, 3rd in XBH (55) and 5th in 2B.
- Given the Charles O. Johnson Award as Twins Most Improved Player and the Mike Augustin "Media Good Guy" Award, both voted on by the Twin Cities Chapter of the BBWAA.

## 2009-2012

- Was an invite to Twins spring training in **2012** and started the season with Rochester (AAA)...had contract selected by MIN on May 7 as the Twins placed Justin Morneau on 15-day DL...made ML debut May 7 vs. LAA, going 1-for-4 with his 1st ML hit, singling off David Carpenter...hit his 1st-career HR on May 13 vs. TOR, a solo shot off Ricky Romero...given the Sherry Robertson Award as the Twins **2011** Minor League Player of the Year, voted on by the Twin Cities Chapter of the BBWAA...combined to bat .320 with

33 2B, 12 3B, 9 HR, 56 RBI, 92 runs scored and 24 SB in 127 games at both levels combined...led the Twins organization in runs scored and 3B, was 3rd in hits (157), SB and total bases (241), 6th in 2B and 8th in BB (55)...in **2010**, hit .272 with 7 2B, 1 3B, 17 RBI, 16 BB, 6 SB and 24 runs scored in 39 games for Beloit (A)...**2009** marked his 1st professional season, hit .345 with 17 2B, 14 RBI, 25 BB and 39 runs scored in 58 games between Elizabethton (A) and the GCL Twins (R).

## PERSONAL

- Graduated from Itawamba Agricultural High School in Fulton, Miss., and attended the University of Southern Mississippi where he was named a Louisville Slugger Freshman All-American and to Conference USA All-Freshman team in 2006. Named Second-Team All-Conference USA as a junior.
- Goes on annual mission trips to Central America with his wife, Renee, to build schools and dig ditches to houses for clean water systems for an organization called Amigos for Christ.

## BRIAN DOZIER CAREER BATTING RECORD

SEASON	TEAM	AVG	G	AB	R	H	2B	3B	HR	RBI	BB	IBB	SO	SB	CS	OBP	SLG	OPS	PA	HBP	SAC	SF	GIDP
2009	ELZ (R)	.353	53	218	38	77	17	0	0	14	23	0	26	3	0	.417	.431	.848	251	3	1	3	4
	TWI (R)	.286	5	14	1	4	0	0	0	0	2	0	1	0	0	.375	.286	.661	16	0	0	0	0
2010	BEL (A)	.278	39	151	24	42	7	1	0	17	16	0	16	6	1	.347	.338	.685	170	0	3	0	3
	FTM (A)	.274	93	350	44	96	11	1	5	42	44	2	41	10	4	.352	.354	.706	411	1	9	6	9
2011	NBR (AA)	.318	78	311	60	99	22	7	7	34	28	0	46	11	7	.384	.502	.885	351	5	7	0	8
	FTM (A)	.322	49	180	32	58	11	5	2	22	27	2	20	13	4	.423	.472	.895	219	6	3	2	5
2012	MIN	.234	84	316	33	74	11	1	6	33	16	0	58	9	2	.271	.332	.603	340	1	4	3	10
	ROC (AAA)	.232	48	181	15	42	11	1	2	17	14	1	34	3	2	.286	.337	.623	200	1	1	3	5
2013	MIN	.244	147	558	72	136	33	4	18	66	51	0	120	14	7	.312	.414	.726	623	6	3	4	14
2014	MIN	.242	156	598	112	145	33	1	23	71	89	1	129	21	7	.345	.416	.762	707	9	3	8	8
2015	MIN	.236	157	628	101	148	39	4	28	77	61	2	148	12	4	.307	.444	.751	704	7	0	8	10
2016	MIN	.268	155	615	104	165	35	5	42	99	61	6	138	18	2	.340	.546	.886	691	8	2	5	12
2017	MIN	.271	152	617	106	167	30	4	34	93	78	6	141	16	7	.359	.498	.856	705	8	0	2	11
2018	MIN	.227	104	410	65	93	21	2	16	52	46	1	96	8	3	.307	.405	.712	462	3	0	3	7
	LAD	.182	47	143	16	26	9	0	5	20	24	0	33	4	0	.300	.350	.650	170	1	0	2	5
2019	WSH	.238	135	416	54	99	20	0	20	50	61	2	105	3	4	.340	.430	.771	482	4	0	1	11
MLB Totals		.245	1137	4301	663	1053	231	21	192	561	487	18	968	105	36	.326	.442	.768	4884	47	12	36	88
Minors Totals		.298	365	1405	214	418	79	15	16	146	154	5	184	46	18	.370	.409	.779	1618	16	24	14	34



**NON-ROSTER  
INVITEE**

**WILD CARD RECORD**

DATE	TEAM	OPP	AVG	G	AB	R	H	2B	3B	HR	RBI	BB	IBB	SO	SB	CS	OBP	SLG	OPS	PA	HBP	SAC	SF	GIDP
10.3.17	LAD	NYN	.500	1	4	1	2	0	0	1	1	1	0	2	0	0	.600	1.250	1.850	5	0	0	0	0
10.1.19	WSH	MIL	.000	1	1	0	0	0	0	0	0	0	0	0	0	0	.000	.000	.000	1	0	0	0	0
<b>Career Totals</b>			.400	2	5	1	2	0	0	1	1	1	0	2	0	0	.500	1.000	1.500	6	0	0	0	0

**DIVISION SERIES RECORD**

SEASON	TEAM	AVG	G	AB	R	H	2B	3B	HR	RBI	BB	IBB	SO	SB	CS	OBP	SLG	OPS	PA	HBP	SAC	SF	GIDP
2018	LAD	.500	1	2	0	1	0	0	0	0	0	0	1	0	0	.500	.500	1.000	2	0	0	0	0
2019	WSH	.000	3	4	0	0	0	0	0	0	0	0	2	0	0	.000	.000	.000	4	0	0	0	0
<b>Career Totals</b>			.167	4	6	0	1	0	0	0	0	0	3	0	0	.167	.167	.333	6	0	0	0	0

**CHAMPIONSHIP SERIES RECORD**

SEASON	TEAM	AVG	G	AB	R	H	2B	3B	HR	RBI	BB	IBB	SO	SB	CS	OBP	SLG	OPS	PA	HBP	SAC	SF	GIDP
2018	LAD	.111	6	9	1	1	0	0	0	2	2	0	2	1	1	.333	.111	.444	12	1	0	0	0
2019	WSH	.000	3	1	0	0	0	0	0	0	0	0	0	0	0	.000	.000	.000	1	0	0	0	0
<b>Career Totals</b>			.100	9	10	1	1	0	0	2	2	0	2	1	1	.308	.100	.408	13	1	0	0	0

**WORLD SERIES RECORD**

SEASON	TEAM	AVG	G	AB	R	H	2B	3B	HR	RBI	BB	IBB	SO	SB	CS	OBP	SLG	OPS	PA	HBP	SAC	SF	GIDP
2018	LAD	.000	4	5	2	0	0	0	0	0	3	0	1	0	0	.375	.000	.375	8	0	0	0	0
2019	WSH	---	1	0	0	0	0	0	0	0	1	0	0	0	0	1.000	---	1.000	1	0	0	0	0
<b>Career Totals</b>			.000	5	5	2	0	0	0	0	4	0	1	0	0	.444	.000	.444	9	0	0	0	0

**POSTSEASON (COMBINED)**

SEASON	TEAM	AVG	G	AB	R	H	2B	3B	HR	RBI	BB	IBB	SO	SB	CS	OBP	SLG	OPS	PA	HBP	SAC	SF	GIDP
2017	MIN	.500	1	4	1	2	0	0	1	1	1	0	2	0	0	.600	1.250	1.850	5	0	0	0	0
2018	LAD	.125	11	16	3	2	0	0	2	5	0	4	1	1	1	.364	.125	.489	22	1	0	0	0
2019	WSH	.000	8	6	0	0	0	0	0	0	1	0	2	0	0	.143	.000	.143	7	0	0	0	0
<b>Career Totals</b>			.154	20	26	4	4	0	1	3	7	0	8	1	1	.353	.269	.622	34	1	0	0	0

**ALL-STAR RECORD**

SEASON	TEAM	AVG	G	AB	R	H	2B	3B	HR	RBI	BB	IBB	SO	SB	CS	OBP	SLG	OPS	PA	HBP	SAC	SF	GIDP
2015	AL	1.000	1	1	1	1	0	0	1	1	0	0	0	0	0	1.000	4.000	5.000	1	0	0	0	0

**CAREER TRANSACTIONS**

**OPTIONS USED: 1/3**

- 2009 Signed by MIN as an eighth-round selection in the First-Year Player Draft
- 2018 Acquired by LAD in exchange for Logan Forsythe, Luke Raley and Devin Smeltzer, July 31
- 2019 Signed by WSH as a Major League free agent, January 24
- 2020 Signed by SD as a minor league free agent, February 24



# JERAD EICKHOFF

# 73

**RIGHT-HANDED  
PITCHER**

Height: 6-4

Bats: R

Weight: 246

Throws: R

EYE-kawf

@Eickough19

jeickhoff19

Full Name	Jerad Joseph Eickhoff
Date of Birth	July 2, 1990 in Evansville, Indiana
Current Residence	Evansville, Indiana
2020 Opening Day Age	29
MLB Service Time	4.028
MLB Debut	August 21, 2015 @ MIA (with PHI)
How Obtained	Signed as a minor league free agent on December 27, 2019
Contract Status	Signed through 2020

## QUICK HITS

- 31 of his 1st 50 career starts were quality starts, which were the most by a Phillies starter in his 1st-50 career starts since Curt Schilling from 1992-93.
- In his 1st full Major League season in 2016, he joined Cole Hamels (2014), Roy Halladay (2011) and Curt Schilling (1997) as the only Phillies pitchers to allow 3 earned runs-or-fewer in 27+ starts in a season since 1996.

## 2019 SEASON

- Began the season with Lehigh Valley (AAA) and was recalled to the ML club on April 16 after making 2 starts.
- Joined Tommy Greene (1991), Steve Carlton (1981) and George McQuillan (1907) as the only Phillies since the current mound distance was established in 1893 with 3 straight starts of at least 5.0 IP, 1 or 0 runs, 3-or-fewer hits (April 26-May 8).
- Had an 11.0-inning scoreless streak from May 3-14 and tossed a career-high 8.0 innings on May 8 at STL.
- Placed on the 10-day IL on June 17 with right bicep tendinitis and was transferred to the 60-day IL on Aug. 14.
- Reinstated from the 60-day IL on Aug. 19 and was recalled again on Sept. 1...placed on 60-day IL for remainder of the year with a right middle finger blister/laceration.

## CAREER NOTES

### 2018

- Began the season on the 10-day DL with a right lat strain...saw rehab assignments with Reading (AA) and Lehigh Valley (AAA) before being transferred to the 60-day DL on May 30...his appearance on Sept. 8 at NYM was his 1st ML relief appearance and his 1st overall since August 30, 2017.
- Reinstated from the 60-day DL on September 3 after rehab assignments with Clearwater (A) from August 4-18 and LV from August 19-September 2...in his 8 rehab starts, went 0-1 with a 2.90 ERA (10 ER, 31.0 IP).
- Made his 1st start of the season on September 28 vs. ATL, his 1st start in 394 days, which was the longest stretch between starts by a Phillie since Raul Valdes (395 days from June 27, 2012-July 27, 2013).

### 2017

- Made his 2nd-career Opening Day roster and posted a 4.71 ERA (67 ER, 128.0 IP) in 24 games (all starts) with 118 SO against 53 BB.
- 31 of his first 50 career starts were quality starts, most by a Phillies starter in his first 50 career starts since Curt Schilling from 1992-93 (34 QS in 45 GS with the Phillies, 1st 5 career starts with BAL).
- Was on the DL for the 1st time in his career on June 20 (retro to June 18)-July 8 (upper back strain), included a rehab assignment with REA from July 4-8.
- Held opponents to a .218 AVG (29-for-133) with RISP, the 6th-lowest among all NL pitchers and 9th-lowest in baseball (mini. 160 batters faced with RISP).
- Placed on the 10-day DL on August 31 (nerve irritation in his right hand), missing the remainder of the season.

### 2016

- Made his 1st-career Opening Day roster...T-3rd in the NL in starts (33), 4th in BB/9.0 IP (1.92), T-6th in quality starts (20), T-8th in innings (1971) and 9th in SO/BB (3.98).
- Joined Cole Hamels (2014), Roy Halladay (2011) and Curt Schilling (1997) as the only PHI pitchers to allow 3 earned runs-or-fewer in 27 or more starts in a season since 1996.
- His 1.14 WHIP over the 1st 2 years of his career was the 2nd-lowest of any Phillies starter since 1901 (min. 150.0 IP), trailing only George McQuillan (0.96).

### 2015

- Acquired by PHI from TEX on July 31...made his ML debut on August 21 at MIA, receiving the win in 6.0 scoreless IP.
- Traded to PHI from TEX along with Matt Harrison, C Jorge Alfaro, OF Nick Williams, RHP Alec Asher and RHP Jake Thompson in exchange for LHP Cole Hamels, LHP Jake Diekman and cash considerations...assigned to LHV
- Named Phillies Minor League Pitcher of the Week from August 3-9.
- Recalled by PHI on Aug. 21 and made his ML debut that night at MIA...got the win in 6.0 scoreless IP and 5 SO...became the 1st Phillies starter since Cole Hamels on May 12, 2006 to not allow a run in his ML debut.



**NON-ROSTER  
INVITEE**

## 2011-2014

• Spent the entire **2014** season with Frisco (AA), making 27 appearances (26 starts) and posting a 4.08 ERA (70 ER, 154.1 IP) while leading the Texas League in strikeouts (144) and finished 3rd in innings (154.1), 4th in WHIP (1.17) and T-8th in wins (10)...started the **2013** season with Myrtle Beach (A) and was promoted to FRI on August 5 for the remainder of the season, posted a 2.92 ERA (37 ER, 114.0 IP) in 20 of his 21 starts...spent the full **2012** campaign with Hickory (A), going 13-7 in 26 appearances (25 starts), and he split his 1st professional season in **2011** between AZL Rangers (R) and Spokane Indians (A), posting a collective 2.37 ERA in 14 relief appearances.

## PERSONAL

- Married Morgan Lane on December 3, 2016.
- A 2010 graduate of Mater Dei High School (IL).
- Attended Olney Central Community College (IL). Earned Great Rivers Athletic Conference Pitcher of the Year honors as a sophomore. Named both an academic and athletic All-American at Olney.
- Hobbies include golfing and being outdoors.

## JERAD EICKOFF CAREER PITCHING RECORD

SEASON	TEAM	W	L	ERA	G	GS	CG	SHO	SV	IP	H	R	ER	HR	HB	BB	IBB	SO	WHIP	AVG	AB	WP	BK	GDP	TBF	NP-S
2011	RAN (R)	0	1	1.93	4	0	0	0	1	4.2	1	1	1	0	0	1	0	4	0.43	.067	15	1	0	0	16	N/A - N/A
	SPO (A)	1	1	2.51	10	0	0	0	2	14.1	8	4	4	1	0	3	0	18	0.77	.163	49	0	0	2	52	N/A - N/A
2012	HIC (A)	13	7	4.69	26	25	0	0	0	126.2	132	75	66	22	5	38	0	90	1.34	.267	494	8	2	13	545	N/A - N/A
	FRI (AA)	1	1	7.45	6	6	0	0	0	29.0	34	24	24	6	1	14	0	13	1.66	.304	112	1	0	2	128	480 - 287
2013	MB (A)	7	3	3.41	21	21	0	0	0	116.0	110	52	44	9	7	26	2	80	1.17	.252	436	11	0	14	476	353 - 217
	FRI (AA)	10	9	4.08	27	26	0	0	0	154.1	129	76	70	17	7	52	0	144	1.17	.226	571	12	0	9	636	2,297 - 1,476
2015	PHI	3	3	2.65	8	8	0	0	0	51.0	40	16	15	5	0	13	0	49	1.04	.212	189	1	0	2	203	739 - 486
	FRI (AA)	1	0	2.70	2	2	0	0	0	10.0	7	3	3	2	1	3	0	14	1.00	.194	36	3	0	0	40	161 - 103
	RR (AAA)	9	4	4.25	18	17	0	0	0	101.2	95	49	48	12	4	33	1	93	1.26	.249	382	4	1	3	427	1,556 - 974
2016	LHV (AAA)	2	1	2.49	3	3	0	0	0	21.2	17	6	6	1	0	3	0	19	0.92	.210	81	1	0	0	86	298 - 207
	PHI	11	14	3.65	33	33	0	0	0	197.1	187	88	80	30	8	42	2	167	1.16	.251	745	6	2	14	811	3,028 - 1,922
	PHI	4	8	4.71	24	24	0	0	0	128.0	142	74	67	16	5	53	4	118	1.52	.281	506	6	1	6	576	2,133 - 1,329
2017	REA (AA)	0	1	1.80	1	1	0	0	0	5.0	2	1	1	1	0	1	0	5	0.60	.118	17	0	0	0	18	57 - 42
	PHI	0	1	6.75	3	1	0	0	0	5.1	10	4	4	1	0	0	0	11	1.88	.385	26	0	0	0	26	98 - 65
2018	REA (AA)	0	0	5.40	1	1	0	0	0	3.1	5	3	2	1	0	1	0	3	1.80	.385	13	0	0	1	16	53 - 33
	LHV (AAA)	0	0	2.41	4	4	0	0	0	18.2	17	6	5	1	2	8	0	10	1.34	.239	71	0	0	1	81	292 - 163
	CLR (A)	0	1	3.00	3	3	0	0	0	9.0	3	3	3	2	0	4	0	10	0.78	.107	28	0	0	1	33	115 - 71
	PHI	3	4	5.71	12	10	0	0	1	58.1	58	37	37	18	2	18	0	51	1.30	.261	222	0	0	3	245	975 - 605
2019	REA (AA)	0	1	9.82	2	2	0	0	0	7.1	8	8	8	2	0	3	0	6	1.50	.286	28	1	1	0	31	114 - 68
	LHV (AAA)	3	1	4.67	4	4	0	0	0	17.1	13	10	9	3	2	8	0	16	1.21	.206	63	0	0	1	74	288 - 178
	CLR (A)	0	0	3.38	2	2	0	0	0	2.2	3	1	1	0	1	1	0	2	1.50	.300	10	0	0	1	12	49 - 29
MLB Totals		21	30	4.15	80	76	0	0	1	440.0	437	219	203	70	15	126	6	396	1.28	.259	1688	13	3	25	1861	6,973 - 4,407
Minors Totals		47	31	4.14	134	117	0	0	3	641.2	584	322	295	80	30	199	3	527	1.22	.243	2406	42	4	48	2671	6,113 - 3,848

## CAREER TRANSACTIONS

**OPTIONS USED: 2/3**

- 2010** Selected by CHC in the 46th round of First-Year Player Draft (did not sign)
- 2011** Signed by TEX as a 15th-round selection in the First-Year Player Draft
- 2015** Acquired by PHI from TEX along with Matt Harrison, Jorge Alfaro, Alec Asher, Jake Thompson and Nick Williams in exchange for Cole Hamels, Jake Diekman and cash considerations, July 31
- 2019** Signed by SD as a minor league free agent, December 27



# ANDERSON ESPINOZA

# 70

**RIGHT-HANDED  
PITCHER**

Height: 6-0

Bats: R

Weight: 190

Throws: R

andersonespinozaa

Full Name	Anderson Jose Espinoza Dominguez
Date of Birth	March 9, 1998 in Caracas, Venezuela
Current Residence	Caracas, Venezuela
2020 Opening Day Age	22
MLB Service Time	0.000
How Obtained	Acquired from BOS in exchange for LHP Drew Pomeranz on July 14, 2016
Contract Status	Signed through 2020

## QUICK HITS

- Entered 2019 rated by *Baseball America* as the No. 12 prospect in the Padres system before undergoing a 2nd Tommy John surgery on April 20, 2019 in Dallas (Dr. Keith Meister), missing the entire season.
- Acquired by SD from BOS in exchange for LHP Drew Pomeranz on July 14. At the time of the trade, he was ranked the No. 15 prospect in all of baseball, the No. 4 pitching prospect by *Baseball America* and became the SD's top prospect by MLB Pipeline.
- Rookie All-Star team selection by *Baseball America* (2015).

## 2019 SEASON

- Entered 2019 rated as the No. 12 prospect in the Padres system by *Baseball America* but missed the entire campaign recovering from a 2nd Tommy John surgery, performed by Dr. Keith Meister on April 20 in Dallas.
- Had been progressing toward a late April/early May return to the mound when he suffered a ruptured graft.

## CAREER NOTES

### 2018

- Missed the entire season recovering from Tommy John surgery in August 2017.

### 2017

- Missed the first 3 months of the season with a forearm strain before being diagnosed with a torn ulnar collateral ligament...underwent Tommy John surgery in Dallas in August.

## ACCOLADES

*Baseball America* Rookie All-Star (2015, Gulf Coast League)

### 2016

- Made 25 appearances (24 starts) between Greenville (A) and Fort Wayne (A)...acquired by SD from BOS in exchange for LHP Drew Pomeranz on July 14.
- Made 17 starts for GVL, going 5-8 with a 4.38 ERA (4 ER, 5.0 IP).
- Struck out a career-high 11 batters on May 5 vs. Augusta.
- Acquired by SD on July 14th and assigned to FW...at the time of the trade, he was ranked the No. 15 prospect in all of baseball, the No. 4 pitching prospect by *Baseball America* and became the SD's top prospect by MLB Pipeline.

- Made 8 appearances (7 starts) for FW, going 1-3 with a 4.73 ERA (17 ER, 32.1 IP).
- Allowed 3 earned runs-or-fewer in 18 of his 24 starts, 2-or-fewer in 14 starts, 1-or-fewer 10 times and 0 runs 5 times.

### 2015

- Made 15 starts between the Dominican Summer League Red Sox (R), Gulf Coast League Red Sox (R) and GVL, going 0-2 with a 1.23 ERA (8 ER, 58.1 IP) and a .193 opponent AVG.
- Named to the Rookie All-Star team by *Baseball America* while with the GCL Red Sox...posted a 0.68 ERA (3 ER, 40.0 IP) with 40 SO against nine BB with the GCL Sox.

## PERSONAL

- Son of Jose Espinoza and Dameli Dominguez.
- Has 1 brother, Jackson.
- His favorite artist is Tego Calderón.
- Enjoys Denzel Washington movies and his favorite show is *El Chavo del Ocho*.



### ANDERSON ESPINOZA CAREER PITCHING RECORD

SEASON	TEAM	W	L	ERA	G	GS	CG	SHO	SV	IP	H	R	ER	HR	HB	BB	IBB	SO	WHIP	AVG	AB	WP	BK	GIDP	TBF	NP-S
2015	GVL (A)	0	1	8.10	1	1	0	0	0	3.1	4	3	3	0	0	2	0	4	1.80	.267	15	1	0	0	17	68 - 43
	RSX (R)	0	1	0.68	10	10	0	0	0	40.0	24	5	3	0	4	9	0	40	0.83	.170	141	1	2	1	154	N/A - N/A
	DSL RSX2 (R)	0	0	1.20	4	4	0	0	0	15.0	13	6	2	0	2	3	0	21	1.07	.232	56	1	1	0	62	N/A - N/A
2016	GVL (A)	5	8	4.38	17	17	0	0	0	76.0	77	39	37	2	2	27	0	72	1.37	.269	286	11	0	6	322	1,286 - 792
	FW (A)	1	3	4.73	8	7	0	0	0	32.1	38	17	17	1	3	8	0	28	1.42	.290	131	4	0	1	142	578 - 365
<b>Minors Totals</b>		<b>6</b>	<b>13</b>	<b>3.35</b>	<b>40</b>	<b>39</b>	<b>0</b>	<b>0</b>	<b>0</b>	<b>166.2</b>	<b>156</b>	<b>70</b>	<b>62</b>	<b>3</b>	<b>11</b>	<b>49</b>	<b>0</b>	<b>165</b>	<b>1.23</b>	<b>.248</b>	<b>629</b>	<b>18</b>	<b>3</b>	<b>8</b>	<b>697</b>	<b>1,932 - 1,200</b>

### CAREER TRANSACTIONS

OPTIONS USED: 1/3

- 2014 Signed by BOS as an international free agent, August 15
- 2016 Acquired by SD from BOS in exchange for Drew Pomeranz, July 14



# TY FRANCE

11  
INFILDER

Height: 5-11

Bats: R

Weight: 217

Throws: R

tyfrance\_

Full Name	Tyler Lawrence France
Date of Birth	July 13, 1994 in Downey, California
Current Residence	Duarte, California
2020 Opening Day Age	25
MLB Service Time	0.089
MLB Debut	April 26, 2019 @ WSH (with SD)
How Obtained	Signed as a 34th-round selection in the 2015 First-Year Player Draft
Contract Status	Signed through 2020

## QUICK HITS

**MR. PADRE'S PUPIL** Attended San Diego State University, where he was coached by Hall-of-Famer Tony Gwynn. Fittingly, for his 1st big league hit he singled in the 5.5 hole, where his former coach was so fond of hitting.

**ONCE AN AZTEC, ALWAYS AN AZTEC** Became the 13th Padre player or manager to have attended San Diego State University. France joined Stephen Strasburg and Greg Allen as the only active SDSU alums to appear on ML rosters in 2019.

**SEASON TO REMEMBER** En route to winning both the Pacific Coast League MVP and Rookie of the Year honors, France hit .399 for El Paso in 2019. The .399 AVG would have set a new modern PCL record, topping the .384 mark set by Omaha's Jose Martinez in 2015, but France did not qualify for the minimum number of at-bats due to his time in the big leagues. The last player to hit .399-or-better in the PCL was Ox Eckhardt in 1935, who also hit .399, but he also did not meet the qualifying number of at-bats.

## 2019 SEASON

- Split the season between SD and El Paso (AAA) and was named Pacific Coast League Rookie of the Year, league MVP and MVP of the Triple-A All-Star Game...also earned PCL Mid-Season All-Star honors, was a 2-time PCL Player of the Week award winner and was named a Minor League All-Star by *Baseball America*.
- Hit .399 (118-for-296) for ELP, with 27 2B, 1 3B, 27 HR and 89 RBI...joined Hunter Renfroe (2016) as the only Chihuahuas to earn PCL MVP honors and the 6th player to ever win both the PCL's MVP and Rookie of the Year award in the same season.
- He did not hit below .359 for a 30-day period while he was in Triple-A, and his batting average for the season never fell below .303...his average dipped to .303 just 8 games into the 2019 season on April 11, and he never went below .351 through the end of the season.
- Made his ML debut on April 26 at WSH and got his 1st hit with his PH single to LF off Kyle Barraclough, singling in the 5.5 hole, where his former coach at San Diego State University, Tony Gwynn, is was so fond of hitting.

## ACCOLADES

Pacific Coast League MVP (2019, El Paso)

Pacific Coast League Rookie of the Year (2019, El Paso)

All-MLB Team (2019, 3B)

Mid-Season All-Star (2017, '18 TEX League & 2019 PC League)

Top Star in Triple-A All-Star Game (2019)

Pacific Coast League Post-Season All-Star (2019, El Paso)

*Baseball America* Minor League All-Star (2019)

*Baseball America* Triple-A All-Star (2019, El Paso)

MLB.com Organization All-Star (2016, SD)

- Recorded his 1st multi-hit game on May 2 at ATL, going 2-for-4 with his 1st and only triple of the season with 2 runs in SD's 11-2 victory.
- Hit his 1st ML HR on May 7 at NYM off Noah Syndergaard, a 2-run HR to LF in the 4th to tie the game 2-2.
- In his 1st stint with the big league club from April 26-June 5, slashed .235/.290/.357 over 34 games from April 26-June 5.
- For ELP in June, hit .359 (28-for-78) with 10 HR and 27 RBI while posting a 1.272 OPS in just 21 games.
- Started at 3rd base for the PCL in the Triple-A All-Star Game on June 10 and was named MVP after hitting a solo HR in the PCL's 9-3 victory over the International League.
- Recalled by SD on August 16 and spent the rest of the season with the big league club, slashing .233/.298/.453 in 35 games.
- Homered in back-to-back games for the 1st time in his career on Sept. 1 at SF and Sept. 2 at ARI, including his 1st multi-HR game and a career-high 4 RBI on Sept. 1.
- After hitting just 2 HR in his 1st 48 career games, France led the Padres with 5 HR in September over 21 games...his 12 RBI in September matched his total for all other months combined (9 in May, 1 in June and 2 in August).
- Appeared in 36 games at 3B, making 28 starts, and he appeared in 21 games at 2B, making 17 starts...tossed 2.0 innings of relief (2 appearances), allowing 1 run and 2 hits.
- Went 7-for-20 (.350) as a PH at the Major League level, posting a .381 OBP and .333 SLG.





- Was hit by a pitch twice on September 22 vs. ARI after homering in his 1st AB of the game...France and Fernando Tatis Jr. were the only Padres to be HBP more than once in a single game in 2019.

## CAREER NOTES

### 2018

- Played 112 games for San Antonio (AA) before being promoted to El Paso (AAA), playing 25 games with the Chihuahuas and posting a .914 OPS.
- His 137 games played, 136 hits, 30 2B and 96 RBI between SA and ELP set minor league single season career highs.
- While with SA, ranked 2nd in the Texas League in AB/RBI (5.39), 5th in RBI (77), tied for 5th in sacrifice flies (5), 6th in PA/K (6.84), 8th in SLG (.448) and 10th in OPS (.798).
- Earned TL Mid-Season All-Star honors, batting .253/.364/.441.
- Slashed .287/.382/.532 in 25 games with ELP, logging 8 2B, 5 HR, 19 RBI and 13 BB.

### 2017

- Divided the season between Lake Elsinore (A) and San Antonio (AA), en route to being named a Texas League Mid-Season All-Star.
- Between the 2 clubs, played in 127 games and hit .278 (132-for-474) with a .353 OBP and 24 2B, 3 3B, 5 HR, 58 RBI and 29 BB.
- Named a TL Mid-Season All-Star, batting .295/.351/.442 with 12 2B and 3 HR in the 1st half with SA.

### 2016

- Split the year between Fort Wayne (A) and Lake Elsinore (A), earning MiLB.com Organization All-Star honors, playing a combined 128 games and slashing .271/.287/.420.
- Began the season with FW, hitting .237 (52-for-219) with a .400 OBP and 44 walks in 69 games from April 7-June 28.
- Following his promotion to LE, proceeded to hit .304 (68-for-224) in 60 games with 16 2B, 9 HR, 38 RBI, 15 BB and 12 HBP.

### 2015

- Spent his 1st professional season with Tri-City (A), playing 66 games and hitting .294 (69-for-235) with a .425 OBP.
- Led TC in 2B (20) and finished 2nd in hits, XBH (21), RBI (36), BB (43), AVG, OBP and SLG (.391).

## PERSONAL

- France, a San Diego State product, developed under the tutelage of Tony Gwynn. When speaking about his former coach as SDSU, France said, "His big thing was don't overdo things. If it's working, stick with it. I've been keeping that in the back of my head and going off that. One of the things that he said was, 'Know who you is, kind of jokingly. I base my role off of that.'"
- In October 2019, France's alma mater, South Hills High School in West Covina, Calif., retired his number 25.

## TY FRANCE CAREER BATTING RECORD

SEASON	TEAM	AVG	G	AB	R	H	2B	3B	HR	RBI	BB	IBB	SO	SB	CS	OBP	SLG	OPS	PA	HBP	SAC	SF	GIDP
2015	TRI (A)	.294	66	235	36	69	20	0	1	36	43	0	50	4	2	.425	.391	.816	292	12	0	2	7
2016	LE (A)	.304	60	224	39	68	16	0	9	38	15	0	47	3	4	.373	.496	.868	256	12	1	4	5
	FW (A)	.237	68	219	35	52	8	0	5	35	44	0	49	3	3	.400	.342	.742	281	16	1	1	11
2017	LE (A)	.288	30	111	10	32	4	2	0	19	7	0	16	1	0	.389	.360	.750	131	12	0	1	3
2018	ELP (AAA)	.287	25	94	18	27	8	0	5	19	13	0	19	0	0	.382	.532	.914	110	2	0	1	4
2019	SD	.234	69	184	20	43	8	1	7	24	9	0	49	0	2	.294	.402	.696	201	7	0	1	8
	ELP (AAA)	.399	76	296	83	118	27	1	27	89	30	1	51	1	0	.477	.770	1.247	348	18	0	4	4
<b>MLB Totals</b>		.234	69	184	20	43	8	1	7	24	9	0	49	0	2	.294	.402	.696	201	7	0	1	8
<b>Minors Totals</b>		.294	534	1957	329	575	125	6	69	352	207	3	370	16	13	.389	.470	.859	2299	112	3	20	66

## CAREER TRANSACTIONS

OPTIONS USED: 1/3

- 2015 Signed by SD as a 34th-round selection in the First-Year Player Draft



# SETH FRANKOFF

Height: 6-5

Bats: R

Weight: 215

Throws: R

# 93

**RIGHT-HANDED  
PITCHER**

Full Name	James Seth Frankoff
Date of Birth	August 27, 1988 in Raleigh, North Carolina
Current Residence	Raleigh, North Carolina
2020 Opening Day Age	31
MLB Service Time	0.002
MLB Debut	June 9, 2017 vs. COL (with CHC)
How Obtained	Signed as a minor league free agent on February 13, 2020
Contract Status	Signed through 2020

## QUICK HITS

- Spent 2018-19 with the Doosan Bears in the Korea Baseball Organization, logging a combined 3.68 ERA (109 ER, 266.2 IP) in 50 appearances (all starts) with 28 quality starts, 245 SO against 85 BB and a 27-11 overall record.
- Entering the 2020 season, has made 1 Major League appearance in his debut on June 9 vs. COL with the Cubs, working 2.0 IP in relief and allowing 2 runs (earned) on 4 hits with 2 SO. Was optioned to Iowa (AAA) following the game.
- In 266 career minor league games (70 starts) between the OAK (2010-15), LAD (2016) and CHC (2017) farm systems, pitched to a 3.80 ERA (269ER, 637.0 IP).

## 2019 SEASON

- In 22 appearances with Doosan Bears in the Korean Baseball Organization (KBO), he went 9-8 and pitched to a 3.61 ERA (47 ER, 117.1 IP) with just 5 HR allowed, a 8.5 SO/9 and 111 SO against 30 BB.
- Threw just 2 wild pitches on the season, compared to his 15 in 2018.
- His strikeout total (111) ranked 2nd on the Bears for the 2nd consecutive year...also ranked 2nd in SO/9 (8.5) and SO/BB ratio (3.70).
- As a member of the Bears' starting pitching rotation, the staff finished the season leading all teams in WHIP (1.28) and ranked 2nd in ERA (3.51) and BB/9 (2.7).

## 2018

- Spent the season with Doosan (KBO) and had a 18-3 record with a 3.74 ERA (62 ER, 149.1 IP) in 28 starts.
- Led the club in wins and BB allowed (55), ranked T-1st in games started and IP...his 134 strikeouts ranked 2nd on the team and set a career high in a single season.

## 2017

- Split the season between Iowa (AAA) and CHC, making his ML debut on June 9 vs. COL.
- Posted a 2-8 record in 24 appearances (21 starts) with IOW with a 4.40 ERA (57 ER, 116.2 IP)

## ACCOLADES

**Mid-Season All-Star (2012 Midwest League, 2014 Texas League and 2017 Pacific Coast League)**

- Made his ML debut on June 9 vs. COL, working 2.0 IP in relief and allowing 2 runs (earned) on 4 hits with 2 SO... optioned to IOW following the game for his lone ML stint.
- Named a Pacific Coast League Mid-Season All-Star, owning a 4.15 ERA (36 ER, 78.0 IP) in 16 app. (14 starts).

## 2016

- In his lone season in the LAD system, spent the majority of the campaign with Tulsa (AA) but missed nearly 2 months on the DL with a right oblique muscle strain.
- Pitched to a 0.69 ERA (1 ER, 13.0 IP) in 10 relief appearances from April 22-May 25 prior to his injury.
- Made 3 rehab appearances with the AZL Dodgers (R) from July 5-13, then was activated from the DL on July 16 and promoted to Oklahoma City (AAA).
- Had a 3.68 ERA (3 ER, 7.1 IP) in 4 games (1 start) with OKC before he was transferred back to TUL and inserted into the starting rotation on July 29.

## 2015

- Posted a 3.71 ERA (25 ER, 60.2 IP) with 8 saves in 47 relief appearances between Midland (AA) and Nashville (AAA) in his final season in the OAK farm system.
- Opened the year at MID, and he posted a 0.90 ERA (1 ER, 10.0 IP) in 7 games before he was promoted to NSH... limited opponent to a .171 AVG in Triple-A.
- Landed back at MID on May 29, and he surrendered just 3 earned runs in 22.1 IP (0.94 ERA) in his 1st 18 appearances.

## 2014

- Split the campaign between Midland (AA) and Sacramento (AAA), his 1st-career Triple-A action...went 3-3 with 16 saves and a 3.36 ERA (24 ER, 64.1 IP) in 49 relief app.
- Named to the Texas League Mid-Season All-Star team.
- Opened the year with MID and went 2-2 with 15 saves and a 2.41 ERA (9 ER, 33.2 IP) in 27 appearances.
- Promoted to SAC on July 1, allowing just 3 ER in his final 17 outings...pitched to a 1.16 ERA with a .195 opponent AVG.



**NON-ROSTER  
INVITEE**

## 2010-2013

• Spent the **2013** season with Stockton (A), going 2-0 with 4 saves and a 2.78 ERA (23 ER, 74.1 IP) in 48 relief appearances...owned a 11.3 SO/9 mark and pitched in 7 games for Mesa in the Arizona Fall League...in **2012**, pitched for Burlington (A), going 5-7 with a 4.83 ERA (56 ER, 104.1 IP) in 36 games, including 9 starts...was 6-4 in **2011** with 2 complete games, 1 shutout and a 3.60 ERA (34 ER, 85.0 IP) in 19 starts between Vermont (A) and BUR... in his 1st professional season in **2010**, he combined to go 5-5 with a 2.81 ERA (18 ER, 57.2 IP) in 15 games (11 GS) between the AZL Athletics (R) and Vancouver (A).

## PERSONAL

- Son of Ricky and Joy Frankoff.
- Attended Apex HS (N.C.) and was an All-State selection by the North Carolina Baseball Coaches Association.
- Was a member of Team USA in 2007.
- Pitched for the University of North Carolina at Wilmington.
- His brother-in-law, Fielding Hammond, was MacKenzie Gore's pitching coach at Whiteville High School (N.C.). Hammond is engaged to Gore's older sister, Meredith, and their wedding is set for December 2020. Seth and MacKenzie formed their friendship back in 2014 once Hammond introduced them.

## SETH FRANKOFF CAREER PITCHING RECORD

SEASON	TEAM	W	L	ERA	G	GS	CG	SHO	SV	IP	H	R	ER	HR	HB	BB	IBB	SO	WHIP	AVG	AB	WP	BK	GDP	TBF	NP-S
2010	ATH (R)	2	3	2.28	8	4	0	0	0	27.2	14	8	7	0	1	14	0	35	1.01	.146	96	6	1	0	114	66 - 65
	VAN (A)	3	2	3.30	7	7	0	0	0	30.0	31	13	11	0	1	13	0	31	1.47	.263	118	0	1	2	134	90 - 89
2011	BUR (A)	0	1	11.25	5	5	0	0	0	12.0	21	16	15	0	2	9	0	7	2.50	.404	52	3	0	2	65	N/A - N/A
	VER (A)	6	3	2.34	14	14	2	1	0	73.0	54	25	19	1	6	27	0	63	1.11	.208	260	8	0	4	299	N/A - N/A
2012	BUR (A)	5	7	4.83	36	9	0	0	1	104.1	107	61	56	11	8	40	2	84	1.41	.275	389	8	0	11	445	105 - 64
2013	STK (A)	2	0	2.78	48	0	0	0	4	74.1	57	32	23	6	5	23	1	93	1.08	.208	274	11	0	2	306	161 - 102
2014	MID (AA)	2	2	2.41	27	0	0	0	15	33.2	29	10	9	3	0	11	2	47	1.19	.232	125	0	0	0	141	546 - 340
	SAC (AAA)	1	1	4.40	22	0	0	0	1	30.2	30	16	15	3	1	10	0	22	1.30	.254	118	2	0	2	132	496 - 300
2015	MID (AA)	0	1	3.24	38	0	0	0	8	50.0	48	21	18	5	0	14	0	50	1.24	.253	190	4	0	4	207	750 - 468
	NAS (AAA)	0	1	5.91	9	0	0	0	0	10.2	6	7	7	2	1	9	0	7	1.41	.171	35	1	0	2	46	186 - 107
2016	TUL (AA)	3	4	4.15	21	9	0	0	0	60.2	73	36	28	2	1	15	0	58	1.45	.297	246	9	0	6	265	963 - 621
	OKC (AAA)	0	0	3.68	4	1	0	0	0	7.1	5	3	3	1	0	2	0	4	0.95	.200	25	1	0	0	28	101 - 63
	DOD (R)	1	0	1.50	3	0	0	0	0	6.0	4	1	1	0	0	1	0	11	0.83	.182	22	0	0	0	23	N/A - N/A
2017	CHC	0	1	9.00	1	0	0	0	0	2.0	4	2	2	1	0	0	0	2	2.00	.444	9	0	0	0	9	37 - 22
	IOW (AAA)	2	8	4.40	24	21	0	0	0	116.2	102	61	57	18	8	47	0	119	1.28	.238	428	10	1	9	493	1,968 - 1,178
2018	DSN (KBO)	18	3	3.74	28	28	0	0	0	149.1	118	64	62	12	22	55	1	134	1.16	N/A	N/A	15	0	N/A	621	N/A
2019	DSN (KBO)	9	8	3.61	22	22	0	0	0	117.1	110	48	47	5	13	30	1	111	1.19	N/A	N/A	2	1	N/A	495	N/A
MLB Totals		0	1	9.00	1	0	0	0	0	2.0	4	2	2	1	0	0	0	2	2.00	.444	9	0	0	0	9	37 - 22
Minors Totals		27	33	3.80	266	70	2	1	29	637.0	581	310	269	52	34	235	5	631	1.28	.244	2378	63	3	44	2698	5,432 - 3,397

## CAREER TRANSACTIONS

OPTIONS USED: 1/3

- 2008 Signed by CWS as a first-round selection (eighth overall) in the First-Year Player Draft
- 2014 Claimed off waivers by LAA from CWS, August 21
- 2015 Signed by CWS as a Major League free agent, January 28  
Signed by ATL as a Major League free agent, December 4
- 2016 Acquired by SF from ATL in exchange for Richard Rodriguez, September 27
- 2017 Signed by SF as a minor league free agent, February 17  
Signed by SEA as a minor league free agent, December 8
- 2018 Signed by SEA as a minor league free agent, March 26
- 2019 Signed by DET as a minor league free agent, January 22
- 2020 Signed by SD as a minor league free agent, February 13



# GREG GARCIA

# 5

**INFIELDER**

**Height: 6-0**   **Bats: L**

**Weight: 200**   **Throws: R**

ggar35

<b>Full Name</b>	Greg Joseph Garcia
<b>Date of Birth</b>	August 8, 1989 in El Cajon, California
<b>Current Residence</b>	Santee, California
<b>2020 Opening Day Age</b>	30
<b>MLB Service Time</b>	4.083
<b>MLB Debut</b>	April 28, 2014 vs. MIL (with STL)
<b>How Obtained</b>	Claimed off waivers from STL on November 6, 2018
<b>Contract Status</b>	Signed through 2021

## QUICK HITS

- The San Diego native graduated from Valhalla High School in El Cajon (CA) in 2007. Garcia and his family reside in Santee.
- 2019 marked his 6th consecutive ML campaign with a .300+ OBP, and he led the Padres in percent of pitches taken (65.8 %) and in swing and miss % (16.0 %).
- Hit .278 (10-for-36) as a pinch hitter in 2019, which ranked T-8th in the majors (min. 30 AB).
- His 164 plate appearances in the pinch from 2017-19 led the majors, 26 more than the next closest (Tommy La Stella, 138).

## 2019 SEASON

- In his 1st season with the Padres, set career highs in games played (134), hits (77), 2B (13), 3B (4), HR (4), RBI (31), BB (53) and runs (52).
- Led the Padres in percent of pitches taken (65.8%) and in swing and miss percentage (16.0%).
- With RISP, posted a .421 OBP and .414 SLG, and with RISP/2 out, he owned a .346 AVG, .541 OBP and .500 SLG...his .541 OBP with RISP/2 out ranked 2nd in the majors (min. 30 PA).
- Hit .278 (10-for-36) as a pinch hitter, which ranked T-8th in the majors (min. 30 AB)...made 74 starts, including 57 at 2B, 12 at 3B, 4 at SS and 1 as a DH.
- Tied his career high with a 7-game hit streak from Sept. 18-27, going 8-for-22 (.364) with 1 2B, 5 BB and 4 runs scored.
- On June 16 at COL, set career highs with 4 hits, 2 3B and 4 RBI, logging a season-high 8 total bases...became 1 of 6 Padres with at least 1 4+ hit game in 2019: Hunter Renfroe (2), Austin Hedges (1), Eric Hosmer (1), Manny Machado (1) and Fernando Tatis Jr. (1).
- Made his 1st-career appearance at 1B on April 14 @ ARI (1.0 inning) and played 3.0 innings in LF on July 25 @ NYM, marking his 1st-career appearance in the OF.
- His 7.02 BB/PA led the Padres...walked 18 times in 87 PA over 26 games in September.
- Finished his 6th consecutive ML campaign with a .300+ OBP.

## ACCOLADES

**MLB.com Organization All-Star (2012, STL)**

**Midwest League Mid-Season All-Star (2011, Quad Cities)**

## CAREER NOTES

### 2018

- Spent the entire season with STL, recording the 2nd-most PH at-bats (49) and PA (57) in the majors.
- Ended the season with 181 career PH plate appearances, which T-12th among active players with LAD's Justin Turner.
- Played in 100+ games in consecutive seasons for the 1st time in his career (133 in 2017 and 114 in 2018).
- Recorded his 1st-career multi-HR game on April 14 at CIN, going 3-for-4 with a 2B, 2 HR, 3 RBI and 3 runs scored...hit both HR off LHP Brandon Finnegan, his 1st and 2nd-career HR off a LHP.
- Made his 1st-career pitching performance on June 21 at MIL in the 8th...worked a scoreless inning, allowing 1 hit.

### 2017

- Played in 133 games with STL while making 52 starts (23 at 3B, 21 at 2B and 8 at SS)...posted then-career highs in hits (61), RBI (20) and 3B (2).
- His .365 OBP at the season's end was more than 100 points higher than his batting AVG (.253).

### 2016

- Made his 1st-career Opening Day roster and set career highs in a multitude of offensive categories, including average (.276), OBP (.393) and OPS (.762).
- Hit .600 (6-for-10) in 10 games before being optioned to Memphis (AAA) on April 17...was recalled on May 26 and remained on the roster for the duration of the season.
- Batted .348 (8-for-23) as a PH, the 4th-best clip in the majors.



## 2015

- Split the year between Memphis (AAA) and STL, making 3 separate stints with the big-league club during the season...named to his 1st-career postseason roster.
- Went 9-for-26 (.391) in PH role, and his 9 pinch hits led STL and ranked T-13th in the NL.
- While with STL, made 7 starts at SS, 6 at 2B and 1 at 3B... hit .350 (7-20) in 16 games during his first 2 recalls.
- Named the STL Minor League Player of the Month after his May performance when he hit .361 over 27 games.
- Recorded 3 PH appearances in the NLDS vs. CHC (went 0-for-3)...also appeared in Games 2, 3 and 4.

## 2014

- Split the year with MEM, Springfield (AA) and STL, making his ML debut on April 28 vs. MIL.
- Was recalled on April 28 to STL and made his ML debut with a PH at-bat (BB) vs. MIL.
- Started his 1st ML game at 2B on April 30 vs. MIL...logged his 1st ML hit with a 2B in the 5th off Wei-Chung Wang.

## 2010-2013

- Spent the **2013** season with MEM, appearing in 116 games and starting 73 at SS, 21 at 2B and 13 at 3B...reached base in a team-high 25 straight games to finish the year ...in **2012**, spent the year with Texas League Champion Springfield (AA)...his 80 BB were the most of any STL minor leaguer...in **2011**, he split the year between Quad Cities (A) and Palm Beach (A) and was named a Midwest League Mid-Season All-Star...in **2010**, played 58 games for Johnson City (R).

## PERSONAL

- Born in El Cajon and attended Valhalla High School in El Cajon (class of 2007).
- Greg and his wife, Hannah, reside in Santee, Calif., with their daughter, Olivia. His brother, Drew, was an infielder in the CWS and COL organizations.
- His grandfather, Dave Garcia, served as a coach on the Padres' big league staff in the 1970s, and managed in the minors for the Padres, Giants and Angels. Dave also managed Major League clubs for the California Angels (1977-78) and Cleveland Indians (1979-82), going 307-310.
- Played SS at the University of Hawaii and was first team all-WAC his junior year (2010), batting a team-high .358.
- A true San Diegan, Garcia enjoys California burritos, and his favorite TV show is *The Office*.

## GREG GARCIA CAREER BATTING RECORD

SEASON	TEAM	AVG	G	AB	R	H	2B	3B	HR	RBI	BB	IBB	SO	SB	CS	OBP	SLG	OPS	PA	HBP	SAC	SF	GIDP
2010	JC (R)	.286	58	220	49	63	15	1	4	24	18	0	36	7	5	.363	.418	.781	254	9	3	1	3
2011	QC (A)	.273	46	150	20	41	10	1	0	10	17	0	24	4	2	.360	.353	.714	174	4	2	1	3
	PMB (A)	.290	59	210	36	61	11	5	2	16	31	1	42	4	4	.400	.419	.819	257	8	7	1	3
2012	SPR (AA)	.284	124	412	81	117	20	3	10	51	80	4	83	10	5	.408	.420	.828	504	7	4	1	4
2013	MEM (AAA)	.271	116	354	50	96	23	4	3	35	49	1	70	14	2	.377	.384	.761	424	11	10	0	10
2014	STL	.143	14	14	2	2	1	0	0	1	1	0	6	0	0	.333	.214	.548	18	3	0	0	0
	SPR (AA)	.333	4	15	2	5	2	0	0	1	1	0	4	1	0	.353	.467	.820	17	0	0	1	0
	MEM (AAA)	.272	106	382	60	104	12	3	8	40	41	2	95	7	5	.358	.382	.740	441	11	5	2	4
2015	STL	.240	49	75	7	18	5	0	2	4	10	1	12	0	0	.337	.387	.724	87	1	1	0	2
	MEM (AAA)	.294	94	330	47	97	19	2	0	36	48	1	55	16	3	.391	.364	.754	389	5	4	1	11
2016	STL	.276	99	214	33	59	11	0	3	17	38	4	50	1	1	.393	.369	.762	257	4	0	1	3
	MEM (AAA)	.269	30	104	13	28	4	1	0	8	11	1	20	2	2	.350	.327	.677	120	2	3	0	3
2017	STL	.253	133	241	27	61	9	2	2	20	37	0	64	2	1	.365	.332	.697	290	6	5	1	6
2018	STL	.221	114	181	15	40	6	0	3	15	20	1	37	3	1	.309	.304	.613	208	4	1	2	3
2019	SD	.248	134	311	52	77	13	4	4	31	53	1	83	0	2	.364	.354	.718	372	5	1	2	4
<b>MLB Totals</b>		.248	543	1,036	136	257	45	6	14	88	159	7	252	6	5	.359	.344	.702	1,232	23	8	6	18
<b>Minors Totals</b>		.281	637	2,177	358	612	116	20	27	221	296	10	429	65	28	.380	.390	.770	2,580	57	38	8	41

## CAREER TRANSACTIONS

- 2010 Signed by STL as a seventh-round selection in the First-Year Player Draft
- 2018 Claimed off waivers by SD from STL, November 6

## OPTIONS USED: 3/3



# MICHAEL GETTYS

# 87

OUTFIELDER

Height: 6-1

Bats: R

Weight: 217

Throws: R

GET-eez

@Michaelgettys3

michaelgettys

Full Name

Michael Edward Gettys

Date of Birth

October 22, 1995 in Gainesville, Georgia

Current Residence

Gainesville, Georgia

2020 Opening Day Age

24

MLB Service Time

0.000

How Obtained

Signed as a second-round selection in the 2014 First-Year Player Draft

Contract Status

Signed through 2020

## QUICK HITS

- In 2019 for El Paso (AAA), set career highs and led the Chihuahuas in 2B (29), 3B (5), HR (31), RBI (91) and total bases (262) across 128 games.

## 2019 SEASON

- Spent the entire season with El Paso (AAA) and was named an MiLB.com Organizational All-Star for SD.
- Tied his career high in games played (128, also: 2016) and set career-bests in at-bats (507), runs (97), total bases (262), 2B (29), HR (31), RBI (91), SLG (.517) and OPS (.822).
- Led ELP hitters in games, AB, R, 2B, 3B (5), HR, RBI, total bases, SO (168) and was T-1st in hits (130) and SB (14).
- His 168 SO were the most in the Pacific Coast League and he ranked 4th in at-bats and T-4th in games played.
- Hit in 11 straight games from June 13-25, going 19-for-50 for a .380/.426/.760 slash line.
- Played in 15 games for Indios de Mayaguez in the Puerto Rican Winter League, going 7-for-45 (.156) at the plate.

## CAREER NOTES

### 2018

- Spent the season with San Antonio (A) and was named a Texas League Mid-Season All-Star after accumulating 27 XBH, 33 RBI and 33 runs prior to the All-Star Game.
- In the TL All-Star Game, he went 0-for-1 at the plate with 4.0 innings in CF with 1 outfield assist.
- Appeared in 118 games (116 starts), most of which were in CF (79 in CF, 37 in RF).
- His 160 SO were the most on the club and 2nd-most among TL hitters.
- Ranked 2nd on the club in games played (125) and SB (17), T-3rd in 2B (22) and 3B (3), 4th in at-bats (431) and RBI (53) and 5th in runs (51) and HR (15).
- Hit 3-for-18 (.167) over 5 games in the Texas League playoffs with 1 R, 2 RBI, 1 BB and 2 SB.
- Played in 40 games for the Adelaide Bite in the Australian Baseball League during the offseason, hitting .290 (42-for-145) with 28 XBH and 33 RBI.

## ACCOLADES

MiLB.com Organization All-Star (2019, SD)

Mid-Season All-Star (2016 Midwest League & 2018 Texas League)

Arizona Fall League Rising Stars (2016)

Arizona Rookie League Post-Season All-Star (2014, AZL Padres)

## 2017

- Spent the entire regular season with Lake Elsinore (A), finishing the season ranking 7th in runs scored (84) among California League hitters.
- Earned CAL Player of the Week for the week ending on June 4 after going 11-for-18 (.611) at the plate from June 1-4...posted 3-straight 3-hit games, including a 3-homer game on June 2.
- His career-high 191 SO were the most among all Single-A hitters...also tallied a career-high 46 BB.
- Assigned to SA on September 6 for the Missions' postseason run, going 1-for-1 at the plate over 3 games.
- Tabbed as the No. 27 prospect in the Padres organization by *Baseball America*.

## 2016

- Split the season between Fort Wayne (A) and LE, setting career highs in hits (154), SB (33) and OBP (.363)...tied his career high in games played (128, also: 2019).
- Named a Midwest League Mid-Season All-Star after recording a .304 AVG (78-for-257) over 68 games with 27 RBI, 37 R, 18 BB and 24 SB...made the start in RF.
- Posted a 14-game hitting streak from August 10-24, going 22-for-59 with a .373 AVG, 11 RBI and 11 runs scored.
- Following the season, named an MiLB.com Organizational All-Star for SD and was tabbed as an Arizona Fall League Rising Star for Peoria...went 11-for-70 with 7 XBH, 4 RBI, 8 R and 6 BB in the AFL.
- Rated as the Padres No. 8 prospect following the season by *Baseball America*.



## 2015

- Spent his entire 2015 campaign with FW where he ranked among team leaders in several categories, including 1st in at-bats (494) and runs (62), 2nd in SB (20), 3rd in 2B (27), 3B (6) and XBH (39), 4th in games (122), hits (114), RBI (44) and singles (75) and 5th in BB (28).
- Named the MID Best Defensive Outfielder by *Baseball America* and tied for the MID lead with 21 outfield assists.
- His 162 SO led the league and finished tied for the 3rd-most in all of Single-A.
- His 6 3B were a career high.
- Got his first taste of postseason action for FW, going 1-for-8 over 2 games with 1 RBI and 3 SO.
- Ranked as the Padres No. 10 prospect following the season by *Baseball America*.

## 2014

- Began his professional campaign with the AZL Padres (R), hitting .310 with 38 RBI and 29 runs in 52 games en route to being named an Arizona League Post-Season All-Star.
- Finished among AZL batting leaders, ranking 1st in hits (66), singles (50) and at-bats (213), 2nd in games (52) and RBI (50), T-4th in AVG (.310) and 6th in SLG (.437) and OPS (.790).
- His .310 BA was the highest of his career (min. 200 AB).
- Swiped a career-high 3 SB on July 7 vs. the AZL Diamondbacks.
- Tabbed as the Padres' No. 13 prospect after the season and as the AZL No. 8 prospect by *Baseball America*.

## PERSONAL

- Committed to the University of Georgia before being drafted by the Padres in the 2014 First-Year Player Draft.
- Ranked as the No. 37 overall prospect in the 2014 First-Year Player Draft.
- Participated in the 2013 Perfect Game All-American Classic...was tabbed as the No. 1 prospect in the PG Class of 2014 high school rankings.
- Was an OF/RHP prospect who attended Gainesville High School in Georgia.

## MICHAEL GETTYS CAREER BATTING RECORD

SEASON	TEAM	AVG	G	AB	R	H	2B	3B	HR	RBI	BB	IBB	SO	SB	CS	OBP	SLG	OPS	PA	HBP	SAC	SF	GIDP
2014	PAD (R)	.310	52	213	29	66	8	5	3	38	15	0	66	14	2	.353	.437	.790	233	1	1	3	0
2015	FW (A)	.231	122	494	62	114	27	6	6	44	28	0	162	20	10	.271	.346	.617	529	1	1	5	3
2016	LE (A)	.306	60	248	40	76	13	0	9	33	17	1	77	9	6	.356	.468	.823	272	3	2	2	5
	FW (A)	.304	68	257	37	78	10	5	3	27	18	0	69	24	10	.369	.416	.786	289	10	2	2	0
2017	LE (A)	.254	116	457	84	116	22	4	17	51	46	1	191	22	8	.329	.431	.760	513	6	2	2	6
2018	SA (AA)	.230	125	431	51	99	22	3	15	53	31	1	160	17	6	.290	.399	.689	473	6	4	1	13
2019	ELP (AAA)	.256	128	507	97	130	29	5	31	91	33	1	168	14	6	.305	.517	.822	551	5	0	6	4
Minors Totals		.260	671	2607	400	679	131	28	84	337	188	4	893	120	48	.316	.429	.745	2860	32	12	21	31

## CAREER TRANSACTIONS

OPTIONS USED: 0/3

2014 Signed as a second-round selection in the First-Year Player Draft



# MACKENZIE GORE

# 89

**LEFT-HANDED  
PITCHER**

**Height:** 6-2    **Bats:** L  
**Weight:** 197    **Throws:** L

@Mgore181  
 mgorel\_

<b>Full Name</b>	MacKenzie Evan Gore
<b>Date of Birth</b>	February 24, 1999 in Wilmington, North Carolina
<b>Current Residence</b>	Whiteville, North Carolina
<b>2020 Opening Day Age</b>	21
<b>MLB Service Time</b>	0.000
<b>How Obtained</b>	Signed as a first-round selection (third overall) in the 2017 First-Year Player Draft
<b>Contract Status</b>	Signed through 2020

## QUICK HITS

- Entering the 2020 season, ranked by *Baseball America* as the No. 6 overall prospect, the No. 1 overall pitching prospect and the Padres No. 1 prospect.
- Led Whiteville High School (NC) to their 3rd state title in 4 years as a senior, going 11-0 with a 0.19 ERA (2 ER), 2 saves and 158 SO against 5 BB over 74.1 IP.
- In a start during his senior season, the 2016-17 Gatorade National Baseball Player of the Year tossed 5.0 perfect innings, striking out all 15 batters faced.
- During his junior season, he posted a 0.08 ERA with 174 SO in 83.1 IP while hitting .465 with 6 HR at the plate.
- Has gone hunting before with fellow left-hander Madison Bumgarner. Both players hail from small towns in North Carolina (Gore from Wilmington and Bumgarner from Hickory), and Bumgarner was his favorite pitcher growing up.

## 2019 SEASON

- Split the season between Lake Elsinore (A) and Amarillo (AA), going a combined 9-2 with a 1.69 ERA (19 ER, 101.0), 135 SO to 28 BB and a .164 opponent AVG across a career-high 20 starts.
- Earned several accolades along the way, including MiLB.com's Staff Choice for Best Starting Pitcher, MLB Pipeline's Pitcher of the Year and a Minor League and High Class-A All-Star selection by *Baseball America*.
- Went 7-1 with a 1.02 ERA and 110 SO to 20 BB while with the Storm, limiting California League hitters to a .137 AVG and 0.71 WHIP.
- Allowed more than 1 ER just once while with LE (2 ER on April 17 vs. Rancho Cucamonga).
- Selected to the NL roster for the SiriusXM All-Star Futures Game in Cleveland...entered the game in the 2nd inning, issuing a leadoff walk to LAA's prospect Jo Adell before picking him off trying to steal 2nd base...he then recorded 2 straight outs, throwing 11 pitches total...combined with fellow Padres prospects Adrian Morejon (1.0 IP, 2 H) and Luis Patiño (1.2 IP, 3 SO) for 3.2 scoreless IP.
- Promoted to AMA on July 9 and made 5 starts, going 2-1 with a 4.15 ERA (10 ER, 21.2 IP)...7 of his 10 ER allowed at the Double-A level came in a single outing (July 19 vs. Northwest Arkansas).

## ACCOLADES

MiLB.com Organization All-Star (2019, SD)

MiLB.com Staff Choice for Best Starting Pitcher (2019, Amarillo)

MLB Pipeline Pitcher of the Year (2019, Amarillo)

*Baseball America* High Class-A All-Star (2019, Lake Elsinore)

*Baseball America* Minor League All-Star (2019, Amarillo)

Futures Game Selection (2019, SD)

California League Mid-Season All-Star (2019, Lake Elsinore)

California League Post-Season All-Star (2019, Lake Elsinore)

*Baseball America* Rookie All-Star (2017, AZL Padres)

- The organization gave Gore a break from competitive innings to manage his workload early in August, but he continued to pitch on a semi-regular schedule on the side for the rest of the month before returning to make his final start of the campaign on August 27 vs. Tulsa (1.2 IP, 0 H, 0 ER).

## CAREER NOTES

### 2018

- Made 16 starts for Fort Wayne (A), going 2-5 with a 4.45 ERA (30 ER, 60.2 IP) in a season that was beset by blisters and multiple trips to the 7-day disabled list.
- Made his full-season debut for the TinCaps on April 10, but was placed on the 7-day DL on April 13.
- Activated from the DL on May 8 and made 2 more starts before being placed on the 7-day DL again on May 22.
- Activated from the DL on June 10 and made 13 consecutive starts (2-4, 3.59 ERA) before being placed on the DL again on Aug. 22 and not making another start in 2018.

### 2017

- Started 7 games for the AZL Padres (R), posting a 1.27 ERA and striking out 34 over 21.1 IP...limited AZL hitters to a .184 AVG but did not exceed more than 4.0 IP in any start.





**NON-ROSTER  
INVITEE**

**PERSONAL**

- Has risen up through the Padres system with fellow prospect Luis Patiño at almost every stop in their careers (Rookie-League AZL Padres, Single-A Fort Wayne, Single-A Lake Elsinore, and Double-A Amarillo). Gore helps Patiño with English and Patiño helps Gore with Spanish.
- Cites his big leg kick as something that has just stuck with him and something he has always just tried to repeat as part of his delivery.
- Immediately after being drafted third-overall in the 2017 First-Year Player Draft, Whiteville's 2 sporting good stores placed orders for Padres gear to display alongside their Braves merchandise.
- Committed to East Carolina before signing with the Padres. Recommended by Padres scout Nick Brannon.
- His favorite player growing up was Madison Bumgarner, and they once went hunting together during an offseason.



**MACKENZIE GORE CAREER PITCHING RECORD**

SEASON	TEAM	W	L	ERA	G	GS	CG	SHO	SV	IP	H	R	ER	HR	HB	BB	IBB	SO	WHIP	AVG	AB	WP	BK	GDP	TBF	NP-S
2017	SD1 (R)	0	1	1.27	7	7	0	0	0	21.1	14	5	3	0	1	7	0	34	0.98	.184	76	1	0	0	84	N/A - N/A
2018	FW (A)	2	5	4.45	16	16	0	0	0	60.2	61	35	30	5	5	18	0	74	1.30	.260	235	9	0	2	261	959 - 614
2019	AMA (AA)	2	1	4.15	5	5	0	0	0	21.2	20	10	10	3	1	8	0	25	1.29	.250	80	2	0	1	90	390 - 235
	LE (A)	7	1	1.02	15	15	0	0	0	79.1	36	9	9	4	2	20	0	110	0.71	.137	262	4	0	2	288	1,214 - 753
<b>Minors Totals</b>		<b>11</b>	<b>8</b>	<b>2.56</b>	<b>43</b>	<b>43</b>	<b>0</b>	<b>0</b>	<b>0</b>	<b>183.0</b>	<b>131</b>	<b>59</b>	<b>52</b>	<b>12</b>	<b>9</b>	<b>53</b>	<b>0</b>	<b>243</b>	<b>1.01</b>	<b>.201</b>	<b>653</b>	<b>16</b>	<b>0</b>	<b>5</b>	<b>723</b>	<b>2,563 - 1,602</b>

**CAREER TRANSACTIONS**

**OPTIONS USED: 0/3**

**2017** Signed by SD as a first-round selection (third overall) in the First-Year Player Draft



# TRENT GRISHAM

# 2

OUTFIELDER

Height: 5-11    Bats: L  
Weight: 224    Throws: L

@TrentGrisham  
 trentgrisham

Full Name	Trenton Marcus Grisham
Date of Birth	November 1, 1996 in Burleson, Texas
Current Residence	Fort Worth, Texas
2020 Opening Day Age	23
MLB Service Time	0.060
MLB Debut	August 1, 2019 @ OAK (with MIL)
How Obtained	Acquired from MIL along with Zach Davies in exchange for Eric Lauer, Luis Urías and a player to be named later or cash considerations, November 27, 2019
Contract Status	Signed through 2020

## QUICK HITS

**BREW CREW POY** Earned Brewers Minor League Player of the Year honors in 2019, hitting .300 with 26 HR, 71 RBI, 71 runs scored and 12 stolen bases in 97 games between Biloxi (AA) and San Antonio (AAA).

**CYCLE MAN** In his last minor league game of 2019 with Triple-A San Antonio (July 30 vs. Sacramento), he hit for the cycle, going 5-for-5 with 3 runs scored, a 2B, 3B, 2 HR and 3 RBI...made his Major League debut 2 days later on August 1 at OAK.

## 2019 SEASON

- Split the season between Double-A Biloxi (63 games), Triple-A San Antonio (34 games) and MIL (51 games), making his Major League debut on August 1 at OAK.
- Began the season at Biloxi (AA), where he batted .254 with 13 HR and 41 RBI in 63 games and earned Southern League All-Star honors.
- Named SL Player of the Week for May 27-June 2 after batting .409 (9-for-22) with 3 HR and 12 RBI in 6 games.
- Promoted to SA on June 20 and batted .381 with 13 HR and 30 RBI in 34 games.
- Named Brewers Minor League Player of the Month for May, June and July.
- Had his contract selected by MIL on August 1 and made his ML debut that same day at OAK... started in CF and went 0-for-3 with a sac fly.
- Made 36 starts (14 in CF, 13 in RF and 9 in LF)...hit .231 with 6 HR and 24 RBI in 51 games with MIL.
- Notched his first ML hit (single off Yu Darvish) and home run (solo off Tyler Chatwood) on August 4 at CHC.

## CAREER NOTES

### 2018

- Batted .233 with 7 HR, 31 RBI and 11 stolen bases in 107 games at Biloxi (AA).
- Earned Texas League Mid and Post-Season All-Star honors, leading the TL in SLG and ranking T-3rd in doubles, 5th in HR and 8th in AVG.

## ACCOLADES

MLB.com Organization All-Star (2015 & 2019, MIL)

Southern League Mid-Season All-Star (2019, Biloxi)

Baseball America Rookie All-Star (2015)

- Was on Biloxi's Disabled List from April 18- May 16 with a right ankle sprain.
- Following the season, played for the Peoria Javelinas in the Arizona Fall League, hitting .150 in 17 games.

### 2017

- Hit .223 with 8 HR, 45 RBI and 38 stolen bases in 133 games with Carolina (A)...led the Carolina League and ranked 2nd in all of minor league baseball in BB (98)...also led the league in games (133) and was among the leaders in runs (T-2nd, 78), SB (T-2nd, 38) and OBP (4th, .360).
- Entered the 2017 season as MIL's 6th-best prospect in the organization according to *Baseball America*.

### 2016

- Hit .231 with 2 HR and 24 RBI in 59 games at Wisconsin (A)...landed on the DL twice with right hamstring strains: May 22-June 3 and June 26-July 24.
- Entered 2016 as the 3rd-best prospect in the organization, according to *Baseball America*.

### 2015

- In his 1st professional season, he hit .309 with 2 HR, 21 RBI and 25 stolen bases in 55 games between AZL Arizona (43 games) and Rookie-Level Helena (12 games).
- Ranked among the AZL leaders in BB (3rd, 30), SB (T-3rd, 20), 3B (T-3rd, 6) and OBP (4th, .422).
- Named Brewers Minor League Player of the Month for August after batting .333 (32-for-96) with 11 RBI and 15 SB in 26 games between Arizona (21 games) and Helena (5 games).



## PERSONAL

- Was born Trenton Marcus Clark and legally changed his last name to Grisham, his mother Michelle's last name, in 2017.
- Married to Megan, whom he met in the 6th grade.
- Graduated from Richland (TX) High School, where as a freshman, he played baseball, basketball and football.
- Played for the 18-U Team USA, and he led the team in the Pan American Championship with a .538 AVG.
- Committed to Texas Tech University prior to signing with the Brewers.
- Enjoys golfing, deer hunting and playing ping-pong.



## TRENT GRISHAM CAREER BATTING RECORD

SEASON	TEAM	AVG	G	AB	R	H	2B	3B	HR	RBI	BB	IBB	SO	SB	CS	OBP	SLG	OPS	PA	HBP	SAC	SF	GIDP
2015	BRE (R)	.309	43	165	34	51	7	6	1	16	30	1	36	20	5	.422	.442	.865	200	3	1	1	4
	HEL (R)	.310	12	42	5	13	0	0	1	5	9	1	8	5	3	.431	.381	.812	52	0	1	0	1
2016	WIS (A)	.231	59	221	27	51	15	2	2	24	37	0	68	5	10	.346	.344	.690	262	2	2	0	3
2017	CAR (A)	.223	133	457	78	102	21	6	8	45	98	2	141	38	5	.360	.348	.708	569	3	5	6	3
2018	BLX (AA)	.233	107	335	45	78	10	2	7	31	63	0	87	11	3	.356	.337	.693	405	2	3	2	6
2019	MIL	.231	51	156	24	36	6	2	6	24	20	0	48	1	0	.328	.410	.738	183	4	0	3	3
	BLX (AA)	.254	63	236	34	60	14	3	13	41	44	4	50	6	4	.371	.504	.875	283	1	0	2	2
	SA (AAA)	.381	34	134	37	51	8	3	13	30	23	1	22	6	1	.471	.776	1.247	158	0	1	0	2
<b>MLB Totals</b>		.231	51	156	24	36	6	2	6	24	20	0	48	1	0	.328	.410	.738	183	4	0	3	3
<b>Minors Totals</b>		.255	451	1590	260	406	75	22	45	192	304	9	412	91	31	.376	.415	.791	1929	11	13	11	21

## WILD CARD RECORD

DATE	TEAM	OPP	AVG	G	AB	R	H	2B	3B	HR	RBI	BB	IBB	SO	SB	CS	OBP	SLG	OPS	PA	HBP	SAC	SF	GIDP
10.2.19	MIL	@WSH	.000	1	3	1	0	0	0	0	0	1	0	2	0	0	.250	.000	.250	4	0	0	0	0

## CAREER TRANSACTIONS

OPTIONS USED: 0/3

- 2015 Signed by MIL as a first-round selection (15th overall) in the First-Year Player Draft
- 2019 Acquired by SD from MIL along with Zach Davies in exchange for Eric Lauer, Luis Urías and a player to be named later or cash considerations, November 27, 2019



# JAVY GUERRA

# 8

**RIGHT-HANDED  
PITCHER**

Height: 6-0

Bats: L

Weight: 185

Throws: R



<b>Full Name</b>	Javier Alexis Guerra Gomez
<b>Date of Birth</b>	September 25, 1995 in David, Panama
<b>Current Residence</b>	Dolega, Panama
<b>2020 Opening Day Age</b>	24
<b>MLB Service Time</b>	0.052
<b>MLB Debut</b>	May 4, 2018 vs. LAD (with SD in Monterrey, MX)
<b>How Obtained</b>	Acquired from BOS along with Manuel Margot, Carlos Asuaje and Logan Allen in exchange for Craig Kimbrel on November 13, 2015
<b>Contract Status</b>	Signed through 2020

## QUICK HITS

- Made his ML debut on May 4, 2018 vs. LAD in an international series in Monterrey, Mexico vs. LAD, becoming the 1st Padre in club history to debut internationally (not including Canada).
- Converted from shortstop to pitcher in 2019 Spring Training and made his ML pitching debut on September 2, 2019 @ ARI.
- Earned Caribbean Series MVP honors for Panama in February 2019. Panama had not played in a series since 1960 but won the title for the first time since 1950.
- Tabbed as having the best infield arm in the Padres organization by *Baseball America* after the 2017 season.
- Following his trade to San Diego in November 2015, was ranked by *Baseball America* as the No. 1 prospect in the Padres farm system.

## 2019 SEASON

- Converted from a shortstop to a pitcher and split his minor league campaign between Lake Elsinore (A) and Amarillo (AA), combining for a 3.38 ERA, a .197 opponent AVG and 30 SO against 10 BB in 21 appearances.
- Began the season with LE and made his minor league pitching debut on June 4 at Inland Empire, giving up 2 ER (1 HR) with 1 SO in 1.0 IP...limited lefties to a .158 AVG while RHB hit .238...posted a 0.96 ERA in 9 games at home and a 7.04 ERA in 8 games on the road.
- Missed time with the Storm while on the 7-Day Injured List from June 11-July 8.
- Assigned to AMA on Aug. 20 where he limited RHB to a .250 clip and was hitless against LHB...went on to hold opponents scoreless in 14 of his 17 outings with LE and in 3 of his 4 outings with AMA.
- Recalled from AMA on Sept. 1 for the 1st time in 2019 and made his ML pitching debut on Sept. 2, giving up 4 ER and 3 HR off 5 hits with 1 SO in 0.2 IP...tossed a career-high 30 pitches.
- Owned a 6.0-scoreless inning streak from Sept. 9-22 during which hitters went 1-for-19 (.053) with 3 BB and 5 SO...tossed a ML career-high 1.2 innings on Sept. 15 at COL.

## ACCOLADES

Caribbean Series MVP (2019)

Caribbean Series All-Star (2019)

MLB.com Organization All-Star (2015, BOS)

South Atlantic League Mid-Season All-Star (2015, Greenville)

- After his season debut, he went on to post a 1.13 ERA (1 ER, 8.0 IP) over his next 7 outings while limiting opponents to a .080/.172/.120 slash line.
- With runners on base, opponents went 2-for-10 (.200) and with RISP, opponents went 1-for-8 (.125).

## CAREER NOTES

### 2018

- Spent the majority of the season with ELP while making his ML debut with SD, playing in 8 games (5 starts at SS).
- Led ELP with a career-high 9 3B and ranked 2nd on the club in games played (122), at-bats (430), 4th in hits (96) and tied for 5th in runs scored (42)...also hit .223 (96-for-430) with 18 2B, 13 HR and 55 RBI, and his 166 SO were 3rd most in the Pacific Coast League.
- Recalled by SD as the 26th man allowed in an international series on May 4 in Monterrey, Mexico vs. LAD for his 1st big-league call-up...made 2 PH appearances during the series, becoming the 1st Padre in club history to debut internationally (not including Canada) and the 1st ML player to do so since ARI's Bo Schultz in 2014 vs. LAD in Australia.
- Returned to ELP on May 7, where he played for the remainder of the season before being recalled by SD on Sept. 11.
- Recorded his 1st ML hit on Sept. 15 vs. TEX, a single off RHP Ariel Jurado.
- Following the season, was named Caribbean Series MVP for Panama, helping lead Panama to their first Caribbean title since 1950, slashing .389/.389/.722 across 5 games with 3 2B, 1 HR and 3 RBI....Panama had not played in the Series since 1960.



## 2017

- Split the season between LE and San Antonio (AA), hitting a combined .222 (107-for-481) with 24 2B, 5 3B, 9 HR, 53 RBI and 56 runs scored in a career-high 128 games.
- Promoted to SA on July 19 and hit .212 (28-for-132) with 6 2B, 3 HR, 15 RBI and 18 runs scored in 39 games.
- Tabbed as having the best infield arm in the SD organization by *Baseball America* after the season.

## 2016

- Played the entire season with LE, hitting .202 (79-for-391) in 105 games with 41 RBI and 49 runs scored in 105 games.
- Ranked by *Baseball America* as the 87th-best prospect and as the No. 7 prospect in the Padres organization by MLB.com after the season.

## 2015

- Had a breakout campaign for Greenville (A), hitting .279 (121-for-434) in 116 games with 23 2B, 3 3B, 15 HR, 68 RBI, 64 runs scored and 30 BB in 116 games.

- Named to the Mid-Season South Atlantic All-Star team for GVL and a MiLB.com Organizational All-Star for BOS.
- Earned SAL Player of the Week honors (July 6-12), hitting .520 with 3 HR, 7 RBI and 6 runs while posting a .536 OBP during the stretch.
- Tabbed as the No. 52 prospect in baseball by *Baseball America*, following his trade to SD, was ranked by *Baseball America* as the No. 1 prospect in the Padres farm system.

## 2014

- Played the entire season with the GCL Red Sox (R), hitting .269 (54-for-201) with 20 XBH, 26 RBI and 21 runs scored in 51 games...Ranked as the 13th-best prospect in the Red Sox Organization.

## 2013

- Made his professional debut with the DSL Red Sox (R), hitting .248 (52-for-210) with 23 RBI and 27 runs scored in 60 games...following the season, was tabbed as the No. 23 prospect in the Red Sox farm system.

### JAVY GUERRA CAREER PITCHING RECORD

SEASON	TEAM	W	L	ERA	G	GS	CG	SHO	SV	IP	H	R	ER	HR	HB	BB	IBB	SO	WHIP	AVG	AB	WP	BK	GDP	TBF	NP-S
2019	SD	0	0	5.19	8	0	0	0	0	8.2	7	5	5	3	0	3	0	6	1.15	.219	32	0	0	0	36	134-83
	AMA (AA)	0	0	2.08	4	0	0	0	0	4.1	2	1	1	1	0	5	0	7	1.62	.133	15	0	0	0	20	94-53
	LE (AA)	0	0	3.71	17	0	0	0	1	17	13	7	7	2	0	5	0	23	1.06	.213	61	0	0	1	66	247-167
<b>MLB Totals</b>		0	0	5.19	8	0	0	0	0	8.2	7	5	5	3	0	3	0	6	1.15	.219	32	0	0	0	36	134-83
<b>Minors Totals</b>		0	0	3.38	21	0	0	0	1	21.1	15	8	8	3	0	10	0	30	1.17	.197	76	0	0	1	86	341-220

### JAVY GUERRA CAREER BATTING RECORD

SEASON	TEAM	AVG	G	AB	R	H	2B	3B	HR	RBI	BB	IBB	SO	SB	CS	OBP	SLG	OPS	PA	HBP	SAC	SF	GDP
2013	DSL RSOX (R)	.248	60	210	27	52	9	0	0	23	33	1	40	7	4	.356	.290	.647	253	3	6	1	0
2014	RSX (R)	.269	51	201	21	54	14	4	2	26	5	0	42	1	5	.286	.408	.694	207	0	1	0	3
2015	GVL (A)	.279	116	434	64	121	23	3	15	68	30	1	112	7	9	.329	.449	.778	477	4	6	3	9
2016	LE (A)	.202	105	391	49	79	19	1	9	41	34	0	141	4	4	.264	.325	.589	431	0	3	3	6
2017	SA (AA)	.212	39	132	18	28	6	0	3	15	8	1	46	0	3	.262	.326	.588	145	1	4	0	1
	LE (AA)	.226	89	349	38	79	18	5	6	38	19	0	113	2	1	.267	.358	.625	373	1	2	2	5
2018	SD	.125	13	16	2	2	0	0	0	1	3	0	9	0	0	.263	.125	.388	19	0	0	0	0
	ELP (AAA)	.223	122	430	52	96	18	9	13	55	27	1	166	2	0	.269	.398	.666	464	0	6	1	12
2019	SD	----	8	0	0	0	0	0	0	0	0	0	0	0	0	----	----	.000	0	0	0	0	0
	AMA (AA)	----	2	0	0	0	0	0	0	0	0	0	0	0	0	----	----	.000	0	0	0	0	0
<b>MLB Totals</b>		.125	21	16	2	2	0	0	0	1	3	0	9	0	0	.263	.125	.388	19	0	0	0	0
<b>Minors Totals</b>		.258	111	411	48	106	23	4	2	49	38	1	82	8	9	.325	.348	.672	460	3	7	1	3

### CAREER TRANSACTIONS

OPTIONS USED: 3/3

2012 Signed by BOS as an international free agent, July 2

2015 Acquired from BOS along with Manuel Margot, Carlos Asuaje and Logan Allen in exchange for Craig Kimbrel, November 13



# AUSTIN HEDGES

# 18

CATCHER

Height: 6-0 Bats: R  
Weight: 223 Throws: R

[@austinhedges18](#)  
[austinhedges18](#)

Full Name	Austin Charles Hedges
Date of Birth	August 18, 1992 in San Juan Capistrano, California
Current Residence	San Diego, California
2020 Opening Day Age	27
MLB Service Time	3.166
MLB Debut	May 4, 2015 @ SF (with SD)
How Obtained	Signed as a second-round selection in the 2011 First-Year Player Draft
Contract Status	Signed through 2020

## QUICK HITS

**FRAMING 101** In 2019, Hedges converted 54.1% on non-swinging pitches into called strikes, the best rate of any catcher in baseball. He also led all qualifying MLB catchers in runs from extra strikes (20), which converts strikes to runs saved, per Statcast.

**THE MANTLE IS READY** A 2019 Rawlings Gold Glove finalist, Hedges shared the nomination with STL's Yadier Molina and eventual winner PHI's J.T. Realmuto.

**DEFENSE! DEFENSE!** His 22 defensive runs saved (DRS) ranked T-1st in the NL with WSH's Victor Robles, trailing only CLE's Roberto Perez (27) for the most in the majors.

**POP ARTIST** In 2019, his average pop time to 2B (1.92 sec) ranked T-2nd among all ML catchers with CHC's Willson Contreras, behind only PHI's J.T. Realmuto (1.88).

**HOMERIN' HEDGEY** His 18 HR in 2017 ranked T-4th among NL catchers and were most by a SD backstop since Mike Piazza set the franchise record with 22 in 2006.

## 2019 SEASON

- Appeared in 100+ games for the 2nd time in his career, making 95 appearances (93 starts) behind the plate and his 1st 2 career appearances at 3B.
- A 2019 Rawlings Gold Glove finalist, Hedges shared the nomination with STL's Yadier Molina and eventual winner PHI's J.T. Realmuto.
- His 22 defensive runs saved ranked T-1st in the NL with WSH's Victor Robles and trailed only CLE's Roberto Perez (27) for the most in the majors.
- Converted a ML-leading 54.1% of non-swing pitches into called strikes...his 20 runs from extra strikes (converted strikes into runs saved) also led the majors...the next closest was Tyler Flowers' 13 runs from extra strikes.
- His average pop time to 2B (1.92 sec) ranked T-2nd among all ML catchers with Willson Contreras, behind J.T. Realmuto (1.88).
- His line drive percentage (23.3%) and average launch angle (20.4) were both the highest marks of his career.

## ACCOLADES

MiLB.com Organization All-Star (2012, 2013, 2016, SD)

Mid-Season All-Star (2014 TEX League & 2012 MID League)

Post-Season All-Star (2012 MID League & 2016 PCL League)

Arizona Fall League All-Prospect Team (2013, Peoria)

Futures Game Selection (2013, SD)

- Hit safely in a season-high 7 games from May 20-28 (9-for-25, .360), 1 game shy of his career-high 8-game hitting streak from Aug. 29-Sept. 9, 2018...his .202 AVG on May 28 marked the final time in 2019 his AVG surpassed the .200 line.
- Recorded a career-high-tying 5 RBI and hit his 1st-career grand slam on May 25 at TOR off Edwin Jackson in SD's 19-4 victory, part of SD's franchise-record 7 HR the game.
- Logged his 1st-career walk-off hit and the Padres 2nd of the season with an RBI single off WSH's closer Sean Doolittle on June 7 to plate Josh Naylor in SD's 5-4 victory.
- Tallied a career-high 4 hits on August 18 at PHI in SD's 3-2 victory.

## CAREER NOTES

### 2018

- Made a club-leading 80 starts at catcher for SD, setting career highs in AVG (.231), OBP (.282) and SLG (.429).
- Among NL catchers, ranked 4th in HR (14), 7th in XBH (30) and T-9th in RBI (37).
- Had a career-high 5 RBI on April 28 vs. NYM, going 3-for-4 with a 2B.
- Placed on the 10-day DL on May 1 with right elbow tendonitis...played in 11 rehab games for El Paso (AAA) and Lake Elsinore (A), missing 44 games with SD before being reinstated from the DL on June 24.
- Hit .308 in July with a .366 OBP and a .538 SLG...was his highest AVG, OBP and SLG in a calendar month.
- His 11 errors tied for the most of any catcher in 2018 with CHC's Willson Contreras and PHI's Jorge Alfaro.

### 2017



- Made his 1st-career Opening Day roster and made 109 starts behind the plate, appearing in 120 games total.
- His 18 HR ranked T-8th among all ML catchers and T-4th in the NL...the 18 long balls tied for the 4th-most in a season by a Padres catcher and the most by an SD backstop since Mike Piazza set the franchise record with 22 HR in 2006.
- Became the 1st catcher in SD history to hit 6 HR in a 9-game span from April 15-24...during the stretch, homered in back-to-back games on April 15 and April 17 and in 3 straight from April 20-22.
- Started the season 0-for-24 at the plate and responded by going 15-for-54 (.278 AVG) to close out April.
- His 10th homer in the Padres' 56th game of the season on June 2 vs. COL marked the fastest a Padres club has ever had 4 players reach double digit homers (also: Wil Myers, Hunter Renfroe and Ryan Schimpf), passing the previous record of 67 games in the 2000 season.
- Delivered the game-winning RBI for the second straight game on July 8 at PHI with a RBI single in the 7th inning...it had been over 4 years since the last time a SD catcher had the game winning RBI in back-to-back team games (Nick Hundley in 2013)...before that, it had not happened since Mike Piazza did so in May of 2006.

#### 2019 POP TIME TO 2B

Rank	Catcher	Attempts	Total Pop Time
1	J.T. Realmuto	38	1.88 seconds
2	Jake Rogers	8	1.91 seconds
3	Willson Contreras	27	1.92 seconds
4	Austin Hedges	18	1.92 seconds

#### 2019 CATCHER FRAMING

Catcher	Pitches	Runs Extra Strikes	Strike Rate
Austin Hedges	2,680	20	54.1%
Kevin Plawecki	1,279	4	53.6%
Max Stassi	1,209	6	53.3%
Russell Martin	1,489	6	53.1%

\* To qualify for RES, a catcher must receive 6 called pitches per team game.

#### 2016

- Spent most of the season with El Paso (AAA), hitting .326 in 82 games for the Chihuahuas before being recalled on September 21 and playing in 8 games for SD, making 7 starts behind the plate.
- Played in 82 games for ELP and hit a career-best .326 (102-for-313) with 20 2B, 21 HR, 82 RBI and 55 runs.
- Became the 1st player since 2009 to be earn back-to-back Pacific Coast League Player of the Week honors in June.
- Hit .316 (12-for-38) in the PCL playoffs this season during El Paso's championship run with 3 2B, 2 HR, 6 runs scored and 5 RBI, en route to being named to the PCL Post-Season All-Star team.

# AUSTIN HEDGES

## 2015

- Made his ML debut and played in 56 games for SD, including 41 starts behind the plate.
- Began the year with El Paso (AAA), playing in 21 games and having his contract selected on May 4 for his 1st career call-up, after hitting .324 in 21 games for the Chihuahuas... spent the remainder of the season with the big-league club.
- Made his ML debut the day of his call-up on May 4 with a pinch-hit appearance at SF.
- In his 2nd-career game on May 6 at SF, made his 1st career start behind the plate with Ian Kennedy pitching, collecting his 1st ML hit while catching all 9 innings of SD's 9-1 victory.
- Hit his 1st ML home run on June 16 vs. OAK in SD's 6-5 loss...at 22 years, 302 days old, was the 4th-youngest catcher in Padres history to hit a HR.
- Padres pitchers pitched to a 3.85 ERA (150 ER, 350.2 IP) with him behind the plate, the 3rd-best catcher ERA among rookie catchers in the majors in 2015 and 3rd-best ever by a Padres rookie catcher (min. 300.0 innings caught).
- Entering the season, ranked by *Baseball America* as the No. 4 prospect in the Padres organization and by MLB.com as the 4th-best catching prospect in all of baseball.
- Following the season, played in 21 games for Leonés del Escogido in the Dominican Winter League, hitting .236 (17-for-72).

## 2011-2014

- Spent the entire **2014** season with San Antonio (AA), playing in a minor league career-high 113 games...split his **2013** season between Lake Elsinore (A) and SA, spending most of the year with the Storm...selected to the US Team roster in the SiriusXM All-Star Futures Game at Citi Field in New York, NY...won the 2013 Captain's Catcher's Award, honoring the most outstanding catcher in the minors... played for Peoria in the Arizona Fall League following the season and was a Fall Stars Game selection...spent his 1st full professional season with Fort Wayne (A) in **2012**, hitting .279 (94-for-337) with 28 2B, 10 HR and 56 RBI in 96 games for the TinCaps...honored as a Midwest League Mid and Post-Season All-Star...named the No. 6 prospect as well as the best defensive catcher in the Padres organization by *Baseball America* prior to the start of the season...in **2011**, played in 9 games between the AZL Padres (R) and Eugene (A) after signing as a 2nd-round selection in the First-Year Player Draft.

## PERSONAL

- Son of Charlie and Pam.
- Married Maggie Rose Hedges on November 16, 2019. They reside in San Diego with their chocolate lab, Beau.
- Signed a letter of intent to play at UCLA before signing with the Padres as a 2nd-round selection in the 2011 First-Year Player Draft.
- Graduated from Junipero Serra High School (CA). Rated as the 2nd-best catching prospect and 12th-best position player prospect in the 2011 Draft Class by *Baseball America*.
- His favorite restaurant in San Diego is Juniper & Ivy.
- His favorite musical artist is Kygo and his favorite TV shows are *Game of Thrones* and *How I Met Your Mother*.
- His all-time favorite baseball player is Pudge Rodriguez. Roots for the New England Patriots.

## CATCHER'S CORNER

Season	PCT	G	GS	INN	A	E	DP	PB	SB	CS
2015	.990	47	41	350.2	26	4	1	2	33	16
2016	.980	7	7	61.2	2	1	1	0	2	2
2017	.990	115	109	933.1	56	10	9	3	45	26
2018	.986	83	80	725.0	34	11	3	4	45	13
2019	.988	95	93	813.0	35	11	3	2	24	12
MLB Career	.988	347	330	2883.2	153	37	17	11	149	69





### AUSTIN HEDGES CAREER BATTING RECORD

SEASON	TEAM	AVG	G	AB	R	H	2B	3B	HR	RBI	BB	IBB	SO	SB	CS	OBP	SLG	OPS	PA	HBP	SAC	SF	GIDP
2011	PAD (R)	.313	5	16	3	5	0	0	1	4	5	0	1	1	0	.500	.500	1.000	22	1	0	0	1
	EUG (A)	.100	4	10	0	1	1	0	0	0	2	0	3	0	0	.250	.200	.450	12	0	0	0	1
2012	FW (A)	.279	96	337	44	94	28	0	10	56	23	1	62	14	9	.334	.451	.785	373	7	2	4	8
2013	LE (A)	.270	66	233	34	63	22	1	4	30	22	0	45	5	4	.343	.425	.768	266	6	1	4	7
2015	SD	.168	56	137	13	23	2	0	3	11	8	1	38	0	0	.215	.248	.463	152	1	3	3	1
	ELP (AAA)	.324	21	71	12	23	8	0	2	15	8	0	8	1	0	.392	.521	.914	79	0	0	0	1
2016	SD	.125	8	24	2	3	1	0	0	1	0	0	7	0	1	.154	.167	.321	26	1	0	1	0
	ELP (AAA)	.326	82	313	55	102	20	1	21	82	13	2	51	1	1	.353	.597	.951	334	3	0	5	7
2017	SD	.214	120	387	36	83	17	0	18	55	23	3	122	4	1	.262	.398	.660	417	3	1	3	10
	SDI (R)	.000	1	3	0	0	0	0	0	0	0	0	2	0	0	.000	.000	.000	3	0	0	0	0
2018	SD	.231	91	303	29	70	14	2	14	37	21	3	90	3	0	.282	.429	.711	326	1	0	1	9
	LE (A)	.333	4	12	1	4	1	0	0	1	1	0	1	0	0	.357	.417	.774	14	0	0	1	0
	ELP (AAA)	.407	7	27	7	11	3	0	3	11	3	0	9	0	0	.452	.852	1.303	31	0	0	1	1
2019	SD	.176	102	312	28	55	9	0	11	36	27	3	109	1	0	.252	.311	.563	347	5	2	1	3
<b>MLB Totals</b>		.201	377	1163	108	234	43	2	46	140	79	10	366	8	2	.257	.360	.617	1268	11	6	9	23
<b>Minors Totals</b>		.273	419	1516	191	414	105	4	47	251	106	5	280	26	18	.326	.441	.767	1666	21	6	17	46

### CAREER TRANSACTIONS

OPTIONS USED: 1/3

2011 Signed by SD as a second-round selection in the First-Year Player Draft



# ERIC HOSMER

# 30

INFIELDER

Height: 6-4

Bats: L

Weight: 226

Throws: L

@TheRealHos305

hosmer305

Full Name	Eric John Hosmer
Date of Birth	October 24, 1989 in South Miami, Florida
Current Residence	Southwest Ranches, Florida
2020 Opening Day Age	30
MLB Service Time	8,146
MLB Debut	May 6, 2011 vs. OAK (with KC)
How Obtained	Signed as a Major League free agent on February 19, 2018
Contract Status	Signed through 2025 (player opt-out clause at the end of 2022)

## QUICK HITS

**MR. RELIABLE** Since entering the league in 2011 through the end of 2019, he ranks 1st among all ML 1st basemen in hits (1,451) and at-bats (5,223), 2nd in games played (1,365) and SB (67), 3rd in runs (691), T-3rd in 3B (20), 6th in total bases (2,2,58) and 7th in RBI (734).

**AS GOOD AS GOLD** Is a 4-time Gold Glove award winner. Won 3 straight from 2013-15 and another in 2017 while with Kansas City.

**SILVER LINING** Took home the Silver Slugger Award in 2017 to go along with his Gold Glove.

**PETCO'S FINEST** Named the 2016 All-Star Game Most Valuable Player at Petco Park. Hit a 2nd-inning home run and an RBI single in the 3rd in the American League's 4-2 victory.

**GOING GLOBAL** Won a Gold Medal with Team USA in the 2017 World Baseball Classic and was named to the All-WBC team.

## 2019 SEASON

- In his 2nd season with SD, led the Padres in games played (160), AB (587), PA (667), hits (164), 2B (29) RBI (99), ranked T-1st in go-ahead RBI (18) and runs created (86), 2nd in runs (72), T-2nd in XBH (53) and T-4th in HR (22).
- His .464 AVG going to the opposite field ranked 3rd (min. 100 PA), behind Javy Baez (.533) and Freddie Freeman (.488).
- Ranked 7th in the majors with 212 "hard hit balls," which Statcast defines as a ball hit with an exit velocity of 95 mph-or-higher.
- His .373 AVG (25-for-67) with RISP/2 out led all NL hitters and ranked T-2nd in the majors with Andrew Benintendi (min. 70 PA), behind only DJ LeMahieu (.388).
- His .328 AVG (42-for-128) with RISP ranked T-18th in the majors and T-8th among all NL hitters (min. 140 PA).
- Hit safely in a career-high 13 consecutive road games from May 14-June 15, batting .389 (21-for-54) with 3 2B, 2 HR and 14 RBI over the stretch...tied with Manny Machado's 13-game road hitting streak for the longest on the club.
- Hit safely in a season-high 10 consecutive games from May 21-June 1 (.375, 3 HR, 10 RBI), his longest hitting streak as a Padre.

## ACCOLADES

American League All-Star (2016, KC)

4x Rawlings Gold Glove (2013, '14, '15 and '17)

Silver Slugger (2017, KC)

Rookie of the Year Voting (2011, finished 3rd)

MVP Voting (24th in 2015 and 14th in 2017)

- Scored a season-high 3 runs on May 25 at TOR in SD's 19-4 victory, marking the 12th time in his career (1st as a Padres) in which he scored 3+ runs in a game.
- Recorded multiple RBI in a career-high 4 consecutive games from June 13-16.
- Was the only Padre to record multiple 5 RBI-games (July 29 vs. BAL and August 4 vs. LAD)...July 29 also marked his 5th-career multi-HR game and 1st as a Padre...hit his 2nd-career grand slam on August 4 vs. LAD off Kenta Maeda.
- Recorded multi-hit efforts on September 1 and 2 at ARI, his only multi-hit games of the month, raising his season AVG to .288 before going 11-for-87 (.126) in the remaining 24 games of September, finishing with a .265 AVG.
- Struck out a career-high 163 times, surpassing his previous career-high 142 punchouts from 2018...his 36.0% of swings putting the ball in play was a career low.
- Did not steal a base in a season for the 1st time in his career (previous career-low: 4 in 2014 with KC).
- Among all ML first basemen in 2019, ranked T-3rd in games started (155) and 4th in innings played (1356.0)...his 14 errors marked a career high and were the most among all ML first basemen.

## CAREER NOTES

### 2018

- Led the Padres in runs (72), hits (155), RBI (69), at-bats (613), XBH (51), total bases (244), BB (62), multi-hit games (44) and times on base (218)...tied with Freddy Galvis for the team lead with 31 doubles and ranked 3rd with 18 HR.
- Made the 2nd-most starts (155) among all ML first basemen and ranked 3rd in innings played (1378.0), T-3rd in fielding percentage (.997) and ranked 4th in total chances (1,341), putouts (1,231) and assists (106).



- His 72 hits to the opposite field led the majors...his .490 clip going the other way (min. 100 PA) led the NL and tied for the highest in the majors (also: TEX's Shin-Soo Choo).
- His 6 doubles through the team's 1st 9 games were the most by a Padre in team history.
- Hit .290 (29-for-100) in his 1st 26 games between March/April with 12 multi-hit efforts, tied for the most in ML with 4 others in that time.
- Recorded a career-high 4 BB and went 2-for-2 at the dish on April 23 at COL, becoming the 1st Padre to reach base 6 times in a single game since Adrian Gonzalez on August 11, 2009 vs. MIL.
- Collected multi-hit efforts in a career-high-tying 5 consecutive games from April 28-May 2 for the 3rd time in his career, slashing .524/.583/.952 over the stretch...it was the longest multi-hit game streak by a Padre since Wil Myers in 2016 (June 4-8).
- Homered in a career-high 3 consecutive games from Sept. 7-9 at CIN.
- Slashed .295/.368/.462 with 23 2B and 14 HR vs. righties compared to a .179/.240/.287 line with 8 2B and 4 HR vs. lefties.
- Hit .286 with 20 2B and 8 HR at Petco Park compared to a .223 clip with 8 HR on the road...went 2-for-9 during the Mexico Series vs. LAD at Monterrey Stadium, with both of his hits being home runs.
- In Padres wins, he slashed .323/.402/.494, while in Padres losses, he slashed .202/.262/.329.
- Collected a career-high 10 intentional walks.

## 2017

- Played in all 162 games (160 starts) for KC, setting career highs in hits (192), AVG (.318), OBP (.385), SLG (.498), OPS (.882), total bases (300), BB (66) and WAR (4.0), while tying career highs in HR (25), runs (98) and fielding % (.997).
- Made 160 starts, including 155 at 1st base and 5 as DH... was 1 of 5 players in the majors to play in 162 games, joining Alcides Escobar, Joey Votto, Rougned Odor and Freddy Galvis.
- Finished among the AL leaders in hits (2nd), AVG (T-3rd), OBP (4th) and multi-hit games (53, T-4th).
- The only players in 2017 to match his combination of HR (25), RBI (94) and AVG (.318) were Charlie Blackmon and Joey Votto.
- Hit 16 of his 25 home runs at home, setting the single-season HR record at Kauffman Stadium by a left-handed batter.
- Recorded his 1,000th career hit on May 31 vs. DET.
- Named the Royals' Heart and Hustle Award winner by the Major League Baseball Players Alumni Association (MLBPAA) for the 2nd straight season.

# ERIC HOSMER

- Won a Gold Medal with Team USA in the World Baseball Classic in March, unanimously earning All-World Baseball Classic Team honors...slashed .385/.500/.615 and hit a game-winning, 2-run HR in the 8h inning in a 4-2 win over Venezuela in the 2nd round at Petco Park.

## 2016

- Played in 158 games for KC...named the Most Valuable Player of the All-Star Game in San Diego at Petco Park.
- Hit a career-high-tying 25 HR...his 104 RBI were the most by a KC left-handed hitter since George Brett (112) in 1985.
- Collected 34 go-ahead RBI, tying for 2nd in the majors and trailing only Albert Pujols (35).
- Enjoyed a career-best 18-game hitting streak from April 10-29, batting .366 (26-for-71).
- Recorded an RBI in 6 straight games (14 total) from May 25-31 and saw a 7-game RBI streak (8 total) from Aug 15-21.
- In the 2016 All-Star Game at Petco Park, hit a 2nd-inning HR and an RBI single in the 3rd, becoming the 2nd Royal to earn All-Star Game MVP honors, joining Bo Jackson.
- Named the KC Heart and Hustle Award winner by the MLBPA.

## 2015

- Crowned a World Series Champion with KC, their 2nd WS title and 1st since 1985...earned a Rawlings Gold Glove for the 3rd time in as many seasons, becoming the 1st AL first baseman to win 3 straight since Rafael Palmeiro (1997-99).
- Tied for the AL lead among 1st basemen with a .997 fielding % and T-8th in the AL in runs scored (98) and finished T-12th in RBI (93).
- Recorded an RBI in 10 straight games from Aug. 7-16, the longest such streak in the majors in 2015.
- His 17 RBI in 16 postseason games set a KC record and were 4 RBI shy of the ML record, set by David Freese (21) in 2011.
- Had at least 1 RBI in 11 of his last 13 postseason games, including 6 straight from Game 4 of the ALDS to Game 4 of the ALCS.
- Had 3 game-winning RBI during the postseason run, a go-ahead single in the 8th inning of Game 6 of the ALCS vs. TOR...plated the winning run in the 14th inning in Game 1 of the World Series vs. NYM, collecting a sac fly...broke up a 1-1 tie with an RBI single in the bottom of the 5th inning in Game 2 of the World Series in KC's eventual 7-1 win.
- Scored the tying run in the 9th inning of Game 5 of the World Series, coming in from 3rd on a Salvador Perez ground out.



## 2014

- Earned his 2nd consecutive Gold Glove Award, becoming the 1st AL first baseman to earn the honor in back-to-back seasons since Mark Teixeira (2009-10)...advanced to the World Series vs. SF, eventually falling 1 game shy of the WS title.
- Began the season hitting .246 (83-for-338) from March 31 to June 30...hit .321 (53-for-165) with 14 doubles, a triple, 5 homers and 23 RBI after July 1.
- Suffered a hairline fracture in his right hand and missed 29 games, being placed on the DL on August 2...hit .290 (27-for-93) with a .495 SLG after he returned from the DL.
- Hit .351 (20-for-57) with 3 2B, 1 3B, 2 HR and 12 RBI in the postseason...his RBI total set a KC postseason record, which he topped with 17 RBI during the 2015 postseason.

### GAMES PLAYED AND STARTED AT 1B FROM 2011-19 (PRIMARY POSITION IS 1B)

Rank	Player	Season	G	GS
1	Eric Hosmer	2011-2019 (9)	1,342	1,319
2	Freddie Freeman	2011-2019 (9)	1,310	1,286
3	Joey Votto	2011-2019 (9)	1,235	1,231
4	Paul Goldschmidt	2011-2019 (9)	1,229	1,214
5	Anthony Rizzo	2011-2019 (9)	1,199	1,178



- Recorded 3 hits in 3 different postseason games...his 6 multi-hit games during the postseason tied for 3rd-most with Alcides Escobar and Hunter Pence in 2014.
- Scored the tying run in the 12th inning of the 2014 Wild Card Game after reaching on a 1-out triple.

## 2013

- Earned his 1st Gold Glove and hit .302 (188-for-623) on the season with 34 2B, 17 HR and 79 RBI in 159 games.
- Finished 1st in the AL in multi-hit games (60)...ranked 7th in ML in hits (188) and 9th in AVG (.302).
- Hit .317 with 30 2B, 16 HR and 68 RBI from May 19 through the end of the season...his hit total (156) after May 19 was the highest in the Majors.

## 2012

- Hit .232 (124-for-535) with 22 2B, 14 HR and 60 RBI, recording a career-high 16 SB.

## 2011

- Opened the season in Omaha (AAA) and was leading all minor league players in AVG (.439) and OBP (.525) when his contract was selected on May 6...spent the remainder of the season in KC and finished 3rd in the AL Rookie of the Year voting (38 points).
- Led all qualifying ML rookies (min. 3.1 PA/game) in AVG (.293), go-ahead RBI (26) and game-winning RBI (13)...led AL rookies in hits (153), runs (66) and multi-hit games (42) while ranking 2nd in RBI (78), doubles (27), total bases (243) and XBH (49) and 3rd in HR (19) and BB (34).

- Named the AL Rookie of the Month twice (July & Sept.).
- Entered 2011 rated as the top prospect in the Royals' system and the "Best Hitter for Average" according to *Baseball America*...ranked by ESPN.com as the 5th-best prospect in all of baseball and 8th by MLB.com.

## 2010

- Started at 1B for the U.S. at the XM All-Star Futures Game in Anaheim and went 4-for-5 with 2 RBI and 2 runs scored.
- Represented Team USA at the 2010 Pan American Games Qualifying Tournament...hit .389 with 2 2B, 2 triples, 1 HR and 7 RBI as Team USA finished tied for 3rd and qualified for the 2011 Pan Am Games as well as the 2011 World Cup.
- Split the season between Wilmington (A) and Northwest Arkansas (AA), hitting a combined .338 with 43 2B, 9 3B, 20 HR, 86 RBI and 87 runs scored in 137 games.

- Named an MiLB.com Organization All-Star for KC and earned Mid-Season and Post-Season Carolina League All-Star honors...also named a *Baseball America* Minor League All-Star.

- Played in the Arizona Fall League following the season and was named to the Rising Stars and All-Prospect Team.

## 2009

- Split the season between Burlington (A) and Wilmington (A), hitting .241 (91-for-377) with 19 2B, 4 3B, 6 HR, 59 RBI and 40 runs scored in 106 games.



# ERIC HOSMER

## 2008

- Made his professional debut with Idaho Falls (R) and hit .364 (4-for-11) with 2 2B, 2 RBI and 2 runs scored in 3 games.
- Rated as the "Best Hitter for Average" in the Royals' system by *Baseball America* entering the 2009 season.

## PERSONAL

- Goes by the nickname "Papo," which began in his rookie season with Kansas City. "It's a Latin thing," Hosmer said in an article. "It's like saying, 'what's up, dude?' or 'what's up bro?' or something like that. It's just something that's stuck with me."
- Son of Mike and Ileana and has 1 brother, Michael.
- Hosted Step Up to the Plate with Eric Hosmer in 2013 and 2014 to help recruit "biggs" for Big Brothers, Big Sisters.
- Graduated from American Heritage High School (FL), batting .470 with 11 HR, 27 RBI, 49 runs and 14 SB as a senior to earn Player of the Year honors from the South Florida Sun-Sentinel.
- Played in the Aflac All-American High School Baseball Classic in 2007.
- Prior to the 2008 draft, was rated as the high school player with the best power and the prep talent that is closest to the Majors by *Baseball America*.
- His favorite TV show is *Entourage* and favorite movie is *Ocean's Eleven*. His all-time favorite baseball player is Ken Griffey Jr.
- Cheers for the New York Giants.

## ERIC HOSMER CAREER BATTING RECORD

SEASON	TEAM	AVG	G	AB	R	H	2B	3B	HR	RBI	BB	IBB	SO	SB	CS	OBP	SLG	OPS	PA	HBP	SAC	SF	GIDP
2008	IDF (R)	.364	3	11	2	4	2	0	0	2	3	0	2	0	0	.533	.545	1.079	15	1	0	0	0
2009	BUR (A)	.254	79	280	31	71	17	2	5	49	44	3	68	3	2	.352	.382	.734	327	0	0	3	10
	WIL (A)	.206	27	97	9	20	2	2	1	10	9	0	22	0	0	.280	.299	.579	107	1	0	0	1
2010	NWA (AA)	.313	50	195	39	61	14	3	13	35	15	2	27	3	1	.365	.615	.980	211	1	0	0	11
	WIL (A)	.354	87	325	48	115	29	6	7	51	44	6	39	11	1	.429	.545	.974	375	2	0	4	12
2011	KC	.293	128	523	66	153	27	3	19	78	34	7	82	11	5	.334	.465	.799	563	1	0	5	13
	OMA (AAA)	.439	26	98	21	43	5	0	3	15	19	0	16	3	0	.525	.582	1.107	118	0	0	1	1
2012	KC	.232	152	535	65	124	22	2	14	60	56	4	95	16	1	.304	.359	.663	598	2	0	5	10
2013	KC	.302	159	623	86	188	34	3	17	79	51	4	100	11	4	.353	.448	.801	680	1	1	4	15
2014	KC	.270	131	503	54	136	35	1	9	58	35	4	93	4	2	.318	.398	.716	547	3	0	6	12
	OMA (AAA)	.300	2	10	2	3	0	0	1	3	1	0	3	0	0	.364	.600	.964	11	0	0	0	0
2015	KC	.297	158	599	98	178	33	5	18	93	61	6	108	7	3	.363	.459	.822	667	3	1	3	16
2016	KC	.266	158	605	80	161	24	1	25	104	57	5	132	5	3	.328	.433	.761	667	1	0	4	18
2017	KC	.318	162	603	98	192	31	1	25	94	66	3	104	6	1	.385	.498	.882	671	0	0	2	20
2018	SD	.253	157	613	72	155	31	2	18	69	62	10	142	7	4	.322	.398	.720	677	1	0	1	18
2019	SD	.265	160	619	72	164	29	2	22	99	40	3	163	0	3	.310	.425	.735	667	3	0	5	12
MLB Totals		.278	1365	5223	691	1451	266	20	167	734	462	46	1019	67	26	.336	.432	.768	5737	15	2	35	134
Minors Totals		.312	274	1016	152	317	69	13	30	165	135	11	177	20	4	.393	.494	.887	1164	5	0	8	35



### WILD CARD RECORD

DATE	TEAM	OPP	AVG	G	AB	R	H	2B	3B	HR	RBI	BB	IBB	SO	SB	CS	OBP	SLG	OPS	PA	HBP	SAC	SF	GIDP
9.30.14	MLB	vs. KC	.750	1	4	2	3	0	1	0	1	2	0	0	0	1	.833	1.250	2.083	6	0	0	0	0

### DIVISION SERIES RECORD

SEASON	TEAM	AVG	G	AB	R	H	2B	3B	HR	RBI	BB	IBB	SO	SB	CS	OBP	SLG	OPS	PA	HBP	SAC	SF	GIDP
2014	KC	.400	3	10	3	4	1	0	2	4	3	0	4	0	0	.538	1.100	1.638	13	0	0	0	0
2015	KC	.190	5	21	3	4	0	0	1	5	0	0	4	0	0	.190	.333	.524	21	0	0	0	0
Career Totals		.258	8	31	6	8	1	0	3	9	3	0	8	0	0	.324	.581	.904	34	0	0	0	0

### CHAMPIONSHIP SERIES RECORD

SEASON	TEAM	AVG	G	AB	R	H	2B	3B	HR	RBI	BB	IBB	SO	SB	CS	OBP	SLG	OPS	PA	HBP	SAC	SF	GIDP
2014	KC	.400	4	15	0	6	0	0	0	3	2	1	4	0	0	.471	.400	.871	17	0	0	0	0
2015	KC	.250	6	24	4	6	1	0	0	6	2	1	6	0	0	.269	.292	.561	26	0	0	1	0
Career Totals		.308	10	39	4	12	1	0	0	9	3	1	10	0	0	.349	.333	.682	43	0	0	1	0

### WORLD SERIES RECORD

SEASON	TEAM	AVG	G	AB	R	H	2B	3B	HR	RBI	BB	IBB	SO	SB	CS	OBP	SLG	OPS	PA	HBP	SAC	SF	GIDP
2014	KC	.250	7	28	3	7	2	0	0	4	2	0	8	0	0	.300	.321	.621	30	0	0	0	1
2015	KC	.190	5	21	3	4	1	0	0	6	2	1	7	1	0	.240	.238	.478	25	0	0	2	0
Career Totals		.224	12	49	6	11	3	0	0	10	4	1	15	1	0	.273	.286	.558	55	0	0	2	1

### POSTSEASON (COMBINED)

SEASON	TEAM	AVG	G	AB	R	H	2B	3B	HR	RBI	BB	IBB	SO	SB	CS	OBP	SLG	OPS	PA	HBP	SAC	SF	GIDP
2014	KC	.351	15	57	8	20	3	1	2	12	9	1	16	0	1	.439	.544	.983	66	0	0	0	1
2015	KC	.212	16	66	10	14	2	0	1	17	3	1	17	1	0	.236	.288	.524	72	0	0	3	0
Career Totals		.276	31	123	18	34	5	1	3	29	12	2	33	1	1	.333	.407	.740	138	0	0	3	1

### ALL-STAR RECORD

SEASON	TEAM	OPP	AVG	G	AB	R	H	2B	3B	HR	RBI	BB	IBB	SO	SB	CS	OBP	SLG	OPS	PA	HBP	SAC	SF	GIDP
2016	AL		.667	1	3	1	2	0	0	1	2	0	0	0	0	0	.667	1.667	2.333	3	0	0	0	0

### CAREER TRANSACTIONS

OPTIONS USED: 0/3

- 2008 Signed by KC as a first-round selection (third overall) in the First-Year Player Draft
- 2018 Signed by SD as a Major League free agent, February 19



# CHIH-WEI HU

# 60

**RIGHT-HANDED  
PITCHER**

Height: 6-0

Bats: R

Weight: 243

Throws: R

- CHEE-way H00
- @cwHu1993
- chihwei\_hu

Full Name	Chih-Wei Hu
Date of Birth	November 4, 1993 in Taichung, Taiwan
Current Residence	Taichung, Taiwan
2020 Opening Day Age	26
MLB Service Time	0.052
MLB Debut	April 24, 2017 @ BAL (with TB)
How Obtained	Signed as a minor league free agent on December 1, 2019
Contract Status	Signed through 2020

## QUICK HITS

- In July of 2016, pitched for the World team in the Futures Game at Petco Park. Pitched a perfect 5th inning with 2 strikeouts.
- Split the 2019 season between 4 different teams: Tennessee (AA), Iowa (AAA), Akron (AA) and Columbus (AAA). Entering the 2020 season, his last Major League appearance was on September 27, 2018 vs. NYY while with TB.
- Following the 2019 season, made 4 appearances with Mayos De Navojoa in the Mexican Pacific League, owning a 1.69 ERA (4 ER, 21.1 IP).

## 2019 SEASON

- Divided the 2019 campaign between 4 different teams: Tennessee (AA), Iowa (AAA), Akron (AA) and Columbus (AAA)...pitched to a 6.87 ERA (57 ER, 74.2 IP) with a 3-7 record in 23 total appearances (12 starts).
- Began the season with COL in the Cleveland organization and was placed on the 7-day IL (retro: May 28) with right flexor tightness on May 30...activated on June 15.
- In 15 games to begin the campaign with COL, pitched to a 1-4 record with a 7.95 ERA (43 ER, 48.2 IP)...assigned to AKR on July 10.
- Made 3 appearances (2 starts) for AKR before being released by CLE...signed by CHC as a free agent to a minor league contract on August 6.
- Made 2 appearances with IOW, tossing 6.0 total innings of 4-hit, 4-run ball...finished the season making 3 appearances (2 starts) with TEN, going 2-1 with a 5.73 ERA.
- Following the season, made 4 appearances with the Mayos De Navojoa in the Mexican Pacific League, owning a 1.69 ERA (4 ER, 21.1 IP).

## ACCOLADES

*Baseball America Double-A All-Star (2016, Southern League)*

*Southern League ERA Title (2016, Montgomery)*

*Futures Game Selection (2016)*

*Mid-Season All-Star (2016 SOU League, 2015 FL State League)*

## CAREER NOTES

### 2018

- Divided the season between Durham (AAA) and made 5 appearances with TB, posting a 4.15 ERA as a reliever with the Rays and limiting ML hitters to a .149 average (7-for-47).
- Made 24 appearances (19 starts) for DUR, owning a 4.66 ERA (53 ER, 102.1 IP) and a 5-7 record.
- On July 12 at MIN, he was the only reliever used by TB in their 5-1 loss...went a career-long 5.0 IP.
- Started the Triple-A National Championship Game against Memphis, yielding 2 runs in 1.0 IP and received the loss.
- Acquired by CLE from TB in exchange for INF Gionti Turner on November 19.

### 2017

- Split the season between Durham (AAA) and TB and had 6 appearances in 6 separate stints with the big league club, making his ML debut on April 24 at BAL.
- On September 28 at NYY, allowed a solo HR to Greg Bird, his 1st batter faced in the 4th, but recorded his 1st-career win after the Rays 7-run 5th.
- Used exclusively out of the bullpen from May through the end of the season...went 3-1 with a 2.89 ERA in 27 appearances as a reliever.
- Ranked by *Baseball America* as the No. 27 prospect in the TB system following the season...the publication also tabbed him as having the Best Changeup in the organization for a 2nd consecutive year.

### 2016

- Made 24 starts with Montgomery (AA) and 1 for DUR...his 2.75 ERA (45 ER, 147.1 IP) between the 2 levels ranked 4th among TB minor leaguers.





**NON-ROSTER  
INVITEE**

**PERSONAL**

- Ranked among Southern League pitchers in WHIP (3rd, 1.15), opponent AVG (5th, .241) and SO (8th, 107).
- Pitched for the World team in the Futures Game in July at Petco Park...pitched a perfect 5th inning with strikeouts of OAK's Ryon Healy and NYM's Dominic Smith.
- Following the season, ranked by *Baseball America* as the No. 5 prospect in the TB system.

- His favorite pitcher growing up was Félix Hernández.
- Pitched for Chinese Taipei at the 2014 Asian Games in Incheon, South Korea (team won Silver medal).

**2013-2015**

- Spent most of the **2015** season in the Florida State League with Fort Myers (A) and Charlotte...acquired by TB from MIN along with Alexis Tapia at the trade deadline for Kevin Jepsen and was named to the FSL Mid-Season All-Star Team...in **2014**, ranked among Twins minor leaguers in ERA (2.15, 8th) and WHIP (0.87, 2nd) between Cedar Rapids (A) and Elizabethton (R) and was named the Twins Minor League Pitcher of the Month for July, going 5-0 with a 1.24 ERA (5 ER, 36.0 IP) in 6 starts...played in his 1st season as a professional in **2013**, pitching to a 2.45 ERA in 12 appearances (5 GS) with the GCL Twins (R).

**CHIH-WEI HU CAREER PITCHING RECORD**

SEASON	TEAM	W	L	ERA	G	GS	CG	SHO	SV	IP	H	R	ER	HR	HB	BB	IBB	SO	WHIP	AVG	AB	WP	BK	GDP	TBF	NP-S
2013	TWI (R)	2	0	2.45	12	5	0	0	0	36.2	28	11	10	0	0	8	0	39	0.98	.207	135	2	0	2	146	N/A - N/A
2014	CR (A)	7	2	2.29	10	9	0	0	0	55.0	40	20	14	0	1	13	0	48	0.96	.201	199	0	0	5	216	N/A - N/A
	ELZ (R)	1	0	1.69	3	3	0	0	0	16.0	7	3	3	0	1	2	0	16	0.56	.127	55	0	1	0	58	N/A - N/A
2015	ROC (AAA)	1	0	1.50	1	1	0	0	0	6.0	2	1	1	0	0	4	0	6	1.00	.105	19	0	0	0	24	93 - 55
	FTM (A)	5	3	2.44	15	15	0	0	0	84.2	79	28	23	5	3	19	0	73	1.16	.249	317	3	2	8	344	370 - 225
	CHA (A)	0	3	7.36	5	4	0	0	1	18.1	23	18	15	1	0	8	0	20	1.69	.315	73	1	0	1	83	48 - 32
2016	MTG (AA)	7	8	2.59	24	24	0	0	0	142.2	128	49	41	7	3	36	1	107	1.15	.241	531	3	1	10	581	2,255 - 1,465
	DUR (AAA)	0	1	7.71	1	1	0	0	0	4.2	7	4	4	1	0	2	0	7	1.93	.350	20	0	0	1	22	82 - 53
2017	TB	1	1	2.70	6	0	0	0	0	10.0	5	4	3	2	0	4	0	9	0.90	.143	35	0	0	0	40	176 - 105
	DUR (AAA)	4	1	3.06	31	4	0	0	2	61.2	59	28	21	9	0	12	0	57	1.15	.251	235	2	0	7	249	981 - 655
2018	TB	0	0	4.15	5	0	0	0	0	13.0	7	6	6	2	0	3	0	12	0.77	.149	47	0	0	0	50	195 - 129
	DUR (AAA)	5	7	4.66	24	19	0	0	0	102.1	113	56	53	14	2	28	1	92	1.38	.276	409	2	0	5	444	1,721 - 1,125
	TNS (AA)	2	1	5.73	3	2	0	0	0	11.0	18	10	7	2	0	5	0	9	2.09	.367	49	0	0	1	56	190 - 126
2019	IOW (AAA)	0	1	6.00	2	1	0	0	0	6.0	8	4	4	2	0	6	0	4	2.33	.333	24	0	0	0	30	133 - 75
	AKR (AA)	0	1	3.00	3	2	0	0	0	9.0	7	3	3	2	0	5	0	9	1.33	.212	33	1	0	0	39	160 - 91
	COL (AAA)	1	4	7.95	15	7	0	0	0	48.2	60	43	43	16	1	18	0	41	1.60	.305	197	2	0	0	220	906 - 569
<b>MLB Totals</b>		<b>1</b>	<b>1</b>	<b>3.52</b>	<b>11</b>	<b>0</b>	<b>0</b>	<b>0</b>	<b>0</b>	<b>23.0</b>	<b>12</b>	<b>10</b>	<b>9</b>	<b>4</b>	<b>0</b>	<b>7</b>	<b>0</b>	<b>21</b>	<b>0.83</b>	<b>.146</b>	<b>82</b>	<b>0</b>	<b>0</b>	<b>0</b>	<b>90</b>	<b>371 - 234</b>
<b>Minors Totals</b>		<b>35</b>	<b>32</b>	<b>3.61</b>	<b>149</b>	<b>97</b>	<b>0</b>	<b>0</b>	<b>3</b>	<b>602.2</b>	<b>579</b>	<b>278</b>	<b>242</b>	<b>59</b>	<b>11</b>	<b>166</b>	<b>2</b>	<b>528</b>	<b>1.24</b>	<b>.252</b>	<b>2296</b>	<b>16</b>	<b>4</b>	<b>40</b>	<b>2512</b>	<b>6,939 - 4,471</b>

**CAREER TRANSACTIONS**

**OPTIONS USED: 3/3**

- 2012 Signed by MIN as an international free agent, August 3
- 2015 Acquired by TB from MIN in exchange for Kevin Jepsen, July 31
- 2017 Acquired by CLE from TB in exchange for Gionti Turner, November 19
- 2019 Signed by CHC as a minor league free agent, August 6  
Signed by SD as a minor league free agent, December 1



# CHASE JOHNSON

# 62

**RIGHT-HANDED  
PITCHER**

Full Name	Chase Lucas Johnson
Date of Birth	January 9, 1992 in Fallbrook, California
Current Residence	Fallbrook, California
2020 Opening Day Age	28
MLB Service Time	0.000
How Obtained	Signed as a minor league free agent on December 13, 2019
Contract Status	Signed through 2020

Height: 6-3

Bats: R

Weight: 220

Throws: R

@Chaserton32

chaserton32

## QUICK HITS

- Attended Fallbrook High School in San Diego County. Was a 3-year varsity letter winner and was named to the San Diego Union-Tribune All-Academic Team with his 4.05 GPA.
- Was a member of the 2019 Triple-A National Champion Sacramento River Cats. Had a 2.53 ERA (3 ER, 10.2 IP) in 2 postseason appearances (both starts) for SAC.
- Underwent Tommy John surgery in 2017. In 2018, in his 7th appearance since returning from Tommy John surgery, he was hit in the head by a line drive, missing almost 3 weeks with a concussion.
- Attended Cal Poly, San Luis Obispo. Began his college career as a starter but was moved to relief in the final month of his freshman year (2011).

## 2019 SEASON

- Split the campaign between San Jose (A), Richmond (AA) and Sacramento (AAA), owning a collective 4.69 ERA (42 ER, 80.2 IP) in 37 minor league appearances (5 starts).
- Began the season out of the bullpen with SAC and made 4 appearances for a 9.00 ERA (6 ER, 6.0 IP) before being transferred to RIC.
- In 29 appearances at the Double-A level, Johnson pitched to a 4.05 ERA with 26 BB and 50 SO.
- Posted a 0.59 ERA in his final 5 appearances with RIC before being promoted to SAC.
- Was a member of the 2019 Triple-A National Champion Sacramento River Cats...made his 2nd-career postseason appearance (1st was in 2013 with Single-A Salem-Keizer), and posted a 2.53 ERA (3 ER, 10.2 IP) in 2 appearances (both starts)...he allowed 8 hits with 9 SO and a .211 AVG.

## CAREER NOTES

### 2018

- Spent the season with Richmond (AA) and made 18 appearances (all starts) with a 2-5 record and a 3.86 ERA.
- Missed time after being struck in the head by a line drive on June 13 vs. Portland...had thrown 4.0 scoreless innings in his 7th appearance after returning from Tommy John surgery...sidelined for almost 3 weeks with a concussion.

## ACCOLADES

MiLB.com Organization All-Star (2015, SF)

Baseball America High Class-A All-Star (2015, California League)

California League Mid-Season All-Star (2015, San Jose)

California League Post-Season All-Star (2015, San Jose)

### 2017

- Appeared in 6 games for Sacramento (AAA), going 0-2 with a 4.35 ERA (5 ER 10.1 IP).
- Was placed on the DL on April 23 and missed the remainder of the season after undergoing Tommy John surgery in April.

### 2016

- Spent the entire campaign with RIC, going 1-4 with a 3.27 ERA in 24 games (7 starts) and went 5-for-5 in save chances.
- Missed more than 2 months of the season, being placed on the DL from June 22-July 27 with right shoulder tendinitis and again from August 10-September 30 with a right forearm strain.
- Added to the Giants' 40-man roster on November 18.

### 2015

- Spent the majority of the season with San Jose (A), going 8-3 with a 2.43 ERA...led the team in IP (111.0), games started (18), wins (8) and ranked 3rd in SO (111).
- Earned CAL Pitcher of the Week on July 13...was named to CAL Mid-Season and Post-Season All-Star teams as well as a *Baseball America* High Class-A All-Star.
- During the month of July, posted a 3-0 record with a 1.09 ERA (3 ER, 24.2 IP) and 29 SO in 4 starts...was named California League Pitcher of the Week for July 6-13.
- Went 5-0 with a 0.94 ERA in 8 games (7 starts) for SJ following the All-Star Break.
- Made 3 starts for RIC and posted a 1-1 record with a 5.93 ERA (9 ER, 13.2 IP).



**NON-ROSTER  
INVITEE**

## 2013-2014

• Spent the entirety of the **2014** season with Augusta (A), tossing 110.1 innings and owning a 4.57 ERA in 23 appearances (22 starts)...split **2013** between the AZL Giants (R) and Salem-Keizer (A), going 4-2 in 13 appearances (10 starts) with a 3.88 ERA and a 1.17 WHIP... saw his 1st postseason action with SK, and he was saddled with the loss in his 5.0 innings of work in his sole start.

## PERSONAL

- Son of Jim and Cathy Johnson, and he has 1 brother, Dane.
- In 2009, Johnson was 1 of only 2 San Diego County players, and the county's only pitcher, to play in the Area Code Games in Long Beach.
- Pitched at Cal Poly San Luis Obispo where he majored in business administration.
- Enjoys surfing, backpacking in the High Sierras and fishing as hobbies.

## CHASE JOHNSON CAREER PITCHING RECORD

SEASON	TEAM	W	L	ERA	G	GS	CG	SHO	SV	IP	H	R	ER	HR	HB	BB	IBB	SO	WHIP	AVG	AB	WP	BK	GIDP	TBF	NP-S
2013	GIA (R)	1	0	1.69	3	0	0	0	0	5.1	5	1	1	0	0	1	0	7	1.13	.263	19	3	0	2	21	N/A - N/A
	SK (A)	3	2	4.17	10	10	0	0	0	41.0	36	24	19	3	4	12	1	37	1.17	.240	150	3	0	7	170	N/A - N/A
2014	AUG (A)	4	7	4.57	23	22	0	0	0	110.1	111	69	56	5	10	40	2	94	1.37	.260	427	18	0	13	482	502 - 296
2015	SJ (A)	8	3	2.43	20	18	0	0	0	111.0	95	36	30	5	4	34	0	111	1.16	.235	404	13	1	12	450	1,186 - 787
	RIC (AA)	1	1	5.93	3	3	0	0	0	13.2	16	9	9	0	0	8	0	18	1.76	.281	57	6	0	0	66	263 - 155
2016	RIC (AA)	1	4	3.27	24	7	0	0	5	52.1	47	21	19	2	3	18	1	37	1.24	.242	194	3	0	4	218	815 - 504
	SAC (AAA)	0	2	4.35	6	0	0	0	0	10.1	11	5	5	2	0	0	0	9	1.06	.268	41	0	0	1	41	145 - 95
2018	RIC (AA)	2	5	3.86	18	18	0	0	0	58.1	52	31	25	3	2	21	0	37	1.25	.235	221	11	0	5	245	900 - 555
2019	SJ (A)	0	0	0.00	1	0	0	0	0	3.0	0	0	0	0	0	1	0	5	0.33	.000	9	0	0	0	10	46 - 28
	SAC (AAA)	1	2	7.64	7	3	0	0	0	17.2	22	18	15	3	1	15	0	20	2.09	.310	71	3	0	3	88	353 - 214
	RIC (AA)	0	5	4.05	29	2	0	0	2	60.0	64	33	27	2	2	26	2	50	1.50	.272	235	19	0	5	267	989 - 612
Minors Totals		21	31	3.84	144	83	0	0	7	483.0	459	247	206	25	26	176	6	425	1.31	.251	1828	79	1	52	2058	5,199 - 3,246

## CAREER TRANSACTIONS

**OPTIONS USED: 2/3**

2013 Signed by SF as a third-round selection in the First-Year Player Draft

2019 Signed by SD as a minor league free agent, December 13



# PIERCE JOHNSON

Height: 6-2

Bats: R

Weight: 202

Throws: R

@Flowbro33

piercej58

# 36

**RIGHT-HANDED  
PITCHER**

Full Name	Pierce William Johnson
Date of Birth	May 10, 1991 in Denver, Colorado
Current Residence	Arvada, Colorado
2020 Opening Day Age	28
MLB Service Time	0.137
MLB Debut	May 19, 2017 vs. MIL (with CHC)
How Obtained	Signed as a minor league free agent on December 23, 2019
Contract Status	Signed through 2021 (club option for 2022)

## QUICK HITS

- Played for the Hanshin Tigers of Nippon Professional Baseball in Japan in 2019, ranking 2nd among Central League relievers in ERA (1.38), SO (91) and holds (40).
- Earned his 1st Major League win April 30, 2018 vs. SD, tossing a scoreless 9th inning.
- Pierce's father, Don Johnson, served as the Padres vice president of marketing from 1992-1998.

## 2019 SEASON

- Played for the Hanshin Tigers of Nippon Professional Baseball in Japan, posting a career-best 1.38 ERA (9 ER, 58.2 IP) in 58 appearances with 91 SO against 13 BB.
- Ranked 2nd among Central League relievers in ERA (1.38), SO (91) and holds (40).
- Surrendered just 2 HR in 224 batters faced and just 5.2 hits/9 IP.
- In his 8th season as a professional, set a career-best with a 0.80 WHIP.

## CAREER NOTES

### 2018

- Made his 1st-career Opening Day roster, and in 5 stints with SF, posted a 5.56 ERA (27 ER, 43.2 IP) in 37 appearances.
- Earned his 1st ML win April 30, 2018 vs. SD, tossing a scoreless 9th.
- Went 3-2 with a 5.83 ERA in 23 games before being optioned to Sacramento (AAA) on June 4 to clear a spot for Madison Bumgarner, who was reinstated from the DL.
- Recalled from SAC for 1 game on June 15 and was optioned following the game...recalled from SAC for the 5th and final time on September 3.
- Appeared in 17 games at the Triple-A level, posting a 3.57 ERA and going 4-for-4 in save opportunities.

### 2017

- Posted a 3-2 record with a 4.31 ERA (26 ER, 54.1 IP) in 43 games (1 start) for Iowa (AAA), converting 9 of his 11 save chances.
- Struck out 74 batters in 54.1 IP with 27 BB.
- Made his ML debut on May 19 vs. MIL for the Cubs (allowed 2 unearned runs in a 6th inning that was interrupted by a 1:59 rain delay).
- Designated for assignment by CHC on Sept. 13 and claimed off waivers by SF on Sept. 20.

### 2016

- Went 4-6 with a 6.14 ERA in 22 games (11 starts) for Iowa (AAA), though injuries plagued him throughout the season.
- In his 1st start of the season on April 11 vs. New Orleans, was struck in his pitching arm after tossing 3.0 scoreless IP...spent 10 days on the DL before he was activated on April 21 at New Orleans.
- Suffered a lat strain on May 2 at Nashville and landed on the DL the following day...activated on June 13 and went back on the DL when he exited his June 19 start at Memphis with a blister.
- Transitioned to the bullpen on July 26 and went on to go 3-0 with a 3.22 ERA in 11 outings.

### 2012-2015

- Entered the **2015** season ranked as the Cubs 9th-best prospect by *Baseball America*...after missing most of the 1st half of the season with a back strain, posted a 6-2 record with a 2.08 ERA in 16 starts with Tennessee (AA)...made his 1st appearance at the Double-A level in **2014**, starting 17 games for Tennessee (AA) with a 5-4 record and a 2.55 ERA...made 2 starts with Kane County (A) after returning from the disabled list in June...in **2013**, made 23 appearances between KC and Daytona (A), going 11-6 with a 2.74 ERA...earned Cubs Pitcher of the Month honors for August after going 3-0 with a 1.02 ERA in 4 games...made his professional debut in **2012**, starting 6 games between Mesa (R) and Boise (A).



## PERSONAL

- Pierce's father, Don Johnson, served as the Padres vice president of marketing from 1992-1998. Pierce and his sister would roller blade up and down the ramps of Jack Murphy Stadium while Don was working.
- Graduated from Faith Christian Academy in Arvada, Colorado.

- Attended Missouri State University where he set the school's single-season record with 119 strikeouts (2nd in conference) and ranked 3rd in the Missouri Valley Conference in ERA (2.53) in 2012.
- Theo Epstein, who was an intern in the Padres office when Don was working, went on to draft Johnson in the 1st round for the Cubs in 2012 out of Missouri State.

## PIERCE JOHNSON CAREER PITCHING RECORD

SEASON	TEAM	W	L	ERA	G	GS	CG	SHO	SV	IP	H	R	ER	HR	HB	BB	IBB	SO	WHIP	AVG	AB	WP	BK	GDP	TBF	NP-S
2012	CUB (R)	0	0	0.00	2	2	0	0	0	3.0	4	0	0	0	0	0	0	2	1.33	.364	11	0	0	1	11	N/A - N/A
	BOI (A)	0	0	4.50	4	4	0	0	0	8.0	10	5	4	0	0	3	0	12	1.63	.323	31	2	1	0	34	N/A - N/A
2013	KC (A)	5	5	3.10	13	13	0	0	0	69.2	68	29	24	4	5	22	0	74	1.29	.255	267	3	1	9	296	91 - 60
	DAY (A)	6	1	2.22	10	8	0	0	0	48.2	41	12	12	1	4	21	0	50	1.27	.240	171	1	0	5	196	N/A - N/A
2014	TNS (AA)	5	4	2.55	18	17	0	0	0	91.2	60	27	26	8	5	54	0	91	1.24	.194	309	3	0	6	373	1,461 - 871
	KC (A)	0	1	2.45	2	2	0	0	0	11.0	4	3	3	1	1	3	0	8	0.64	.118	34	1	0	1	39	N/A - N/A
2015	TNS (AA)	6	2	2.08	16	16	1	0	0	95.0	76	24	22	4	4	32	0	72	1.14	.223	341	2	0	5	383	1,438 - 908
2016	IOW (AAA)	4	6	6.14	22	11	0	0	0	63.0	60	44	43	8	5	43	0	75	1.63	.256	234	3	2	3	288	1,179 - 721
2017	CHC	0	0	0.00	1	0	0	0	0	1.0	2	2	0	0	0	1	0	2	3.00	.333	6	0	0	0	7	29 - 16
	IOW (AAA)	3	2	4.31	43	1	0	0	9	54.1	52	26	26	3	4	27	1	74	1.45	.257	202	4	0	6	234	923 - 579
2018	SF	3	2	5.56	37	0	0	0	0	43.2	38	27	27	5	0	22	1	36	1.37	.236	161	1	0	3	186	816 - 501
	SAC (AAA)	0	0	3.57	17	0	0	0	4	22.2	15	10	9	1	0	10	0	30	1.10	.183	82	2	0	2	92	368 - 236
<b>MLB Totals</b>		3	2	5.44	38	0	0	0	0	44.2	40	29	27	5	0	23	1	38	1.41	.240	167	1	0	3	193	845 - 517
<b>Minors Totals</b>		29	21	3.26	147	74	1	0	13	467.0	390	180	169	30	28	215	1	488	1.30	.232	1682	21	4	38	1946	5,460 - 3,375

## CAREER TRANSACTIONS

OPTIONS USED: 3/3

- 2012 Signed by CHC as a Compensation A selection in the First-Year Player Draft
- 2017 Claimed off waivers by SF from CHC, September 20
- 2019 Signed by SD as a minor league free agent, December 23



# JUAN LAGARES

# 7

OUTFIELDER

Full Name	Juan Osvaldo Lagares Hernandez
Date of Birth	March 17, 1989 in Constanza, Dominican Republic
Current Residence	Constanza, Dominican Republic
2020 Opening Day Age	31
MLB Service Time	6.160
MLB Debut	April 23, 2013 vs. LAD (with NYM)
How Obtained	Signed as a minor league free agent on February 10, 2020
Contract Status	Signed through 2020

Height: 6-2	Bats: R
Weight: 219	Throws: R

la-GAHR-es  
 jlagares12

## QUICK HITS

- In 2014, the year in which he was named a Rawlings Gold Glove Award winner, he finished 2nd among outfielders with 28 defensive runs saved (Fangraphs).
- Finished with 15 outfield assists in 2013, the 3rd most in the Majors and a franchise rookie record. Named as an outfielder on the 2013 Wilson NL Defensive Player of the Year team.
- Has scored 7 runs in 13 career postseason games and hit .348 (8-for-23) at the dish.
- Originally signed by NYM as an international free agent in 2006, he's played parts of 14 seasons in the Mets organization and parts of 7 seasons for their ML club.

## 2019 SEASON

- Played in 133 games for NYM, slashing .213/.279/.326 with 12 2B, 1 3B, 5 HR, 27 RBI and 38 runs scored...made 67 starts (all in CF).
- Was 4-for-7 (.571) with the bases loaded, including his 1st-career grand slam on September 12 vs. ARI, part of his 1st-career multi-HR game and career-high 6 RBI.
- Hit .179 (25-for-140) with 7 XBH, 14 RBI and 18 runs scored from Opening Day through June 30...hit .254 (30-for-118) with 11 XBH, 12 RBI and 20 runs scored from July 1-Sept. 29.

## CAREER NOTES

### 2018

- Batted .339 (20-for-59) with 1 2B, 1 3B, 6 RBI and 9 runs scored in 30 games before he suffered a complete tear of the big toe plantar plate on May 17...was placed on the 10-Day DL on May 18, missing the rest of the season... transferred to the 60-Day DL on May 30.
- Underwent surgery at the Hospital for Special Surgery, performed by Dr. Jonathan Deland and Dr. Mark Drakos.
- Hit .429 (15-for-35) in 15 games at Citi Field.
- Hit .300 (6-for-20) with 2 2B, 1 3B and 1 RBI in 7 games for Aguilas in the Dominican Winter League.

## ACCOLADES

Rawlings Gold Glove Award (2014, NYM)

Wilson Team Defensive Player of the Year (2013, NYM)

NL Player of the Week (July 22, 2013, NYM)

### 2017

- Began the season on the 10-Day DL (left oblique) before being activated on April 13...placed on the 10-Day DL on June 16 with a fracture of the IP joint in his left thumb.
- Underwent surgery to repair the IP joint in his left thumb on June 19...activated from the DL on August 10...had a procedure to remove the pin from his left thumb on Oct. 9.
- Finished the year with a 24.7 UZR (Ultimate Zone Rating) per 150 games, ranking as the best in the majors among outfielders who played at least 500.0 innings...had 15 defensive runs saved, 3rd-most in the NL despite playing in 94 games (566.2 innings).
- Appeared in 85 games in CF (58 starts)...had 7 OF assists, T-12th in the NL and a .983 fielding %.

### 2016

- Spent time on the 15-Day DL from June 16-July 2 with a sprained left thumb and again from July 29-Sept. 16 with a sprained left thumb...had surgery on August 1 to repair a torn ligament in his thumb.

### 2015

- Hit safely in a franchise-record 14 straight home games to start the season, breaking Ken Singleton's previous record with his 12-game hitting streak at Shea Stadium.
- Went 2-for-3 with a SB off the bench in Game 1 of the World Series.
- Scored 3 times in Game 3 of the NLDS vs. LAD...hit .429 (3-for-7) with 2 2B in 4 NLDS games vs. LAD.

### 2014

- Earned his 1st Rawlings Gold Glove Award, becoming the 1st Mets outfielder to win a Gold Glove since Carlos Beltran from 2006-08.



**NON-ROSTER  
INVITEE**

- Made his 1st-career Opening Day roster...went to the 15-Day DL twice...from April 15-May 1 with a right hamstring strain...from June 2-26, he had a right intercostal strain, and he left the game on September 16 with a hyperextended right elbow that ended his year.
- Voted ESPN's Defensive Player of the Month in August... led the majors with 13 defensive runs saved in the month.

## 2013

In 2013, finished among the NL rookie leaders in numerous offensive categories: 3B (T-2nd), 2B (T-5th), hits (6th), at-bats (6th), games played (7th) and RBI (10th).

- Hit his 1st ML HR on May 19 at CHC, a 2-run shot off Travis Wood that tied the game in the 7th inning...they were also his 1st 2 big league RBI.

## 2010-2012

- Spent the **2012** season with Binghamton (AA) of the Eastern League and set the record for most putouts (353) by an OF in club history...split the **2011** season between BIN and St. Lucie (AA) and was named an MiLB Organizational All-Star for NYM after hitting a combined .349 (164-for-470) with 26 2B, 9 3B and 9 HR...named to the **2010** South Atlantic League Mid-Season All-Star team.

## PERSONAL

- Attended Centro Educativo Juan Pablo Duarte High School in San Pedro de Macoris, DR.

## JUAN LAGARES CAREER BATTING RECORD

SEASON	TEAM	AVG	G	AB	R	H	2B	3B	HR	RBI	BB	IBB	SO	SB	CS	OBP	SLG	OPS	PA	HBP	SAC	SF	GIDP
2006	DSL MET	.255	57	204	36	52	7	8	3	33	23	0	48	12	5	.339	.412	.751	236	4	3	2	4
2007	SAV	.210	83	281	26	59	12	6	2	16	18	0	64	11	7	.262	.317	.579	304	2	3	0	15
2008	SAV	.254	46	181	14	46	9	0	2	17	8	0	28	3	4	.285	.337	.622	197	1	4	3	5
	BRK	.250	19	72	8	18	7	0	1	7	1	0	10	1	3	.280	.389	.669	78	2	3	0	1
2009	SAV	.274	47	168	23	46	6	2	0	13	6	0	42	9	4	.305	.333	.638	177	2	0	1	4
	MTS	.208	6	24	1	5	1	0	0	1	1	0	4	1	0	.240	.250	.490	25	0	0	0	1
2010	SAV (A)	.300	67	290	42	87	13	9	5	39	7	0	44	18	2	.318	.459	.777	307	3	2	5	5
	STL (A)	.233	33	133	16	31	5	0	2	16	2	0	18	7	3	.248	.316	.564	137	1	0	1	2
2011	BIN (AA)	.370	38	162	21	60	11	3	2	22	5	0	29	10	2	.391	.512	.903	170	1	1	1	2
	STL (A)	.338	82	308	51	104	15	6	7	49	21	1	47	5	6	.380	.494	.873	335	1	3	2	5
2012	BIN (AA)	.283	130	499	69	141	29	6	4	48	37	0	93	21	10	.334	.389	.723	548	4	2	5	12
2013	NYM	.242	121	392	35	95	21	5	4	34	20	4	96	6	3	.281	.352	.633	421	2	5	2	6
	LAS (AAA)	.346	17	78	13	27	3	2	3	9	4	0	14	2	3	.378	.551	.929	82	0	0	0	0
2014	NYM	.281	116	416	46	117	24	3	4	47	20	1	87	13	4	.321	.382	.703	452	7	3	6	6
	LV (AAA)	.444	3	9	2	4	1	0	0	0	0	0	1	0	0	.500	.556	1.056	10	1	0	0	1
	BIN (AA)	.250	2	8	2	2	0	0	0	1	1	0	3	0	0	.333	.250	.583	9	0	0	0	0
	STL (A)	.250	1	4	0	1	0	0	0	0	0	0	1	0	0	.250	.250	.500	4	0	0	0	0
	MTS (R)	.000	2	8	0	0	0	0	0	0	0	0	0	0	0	.000	.000	.000	8	0	0	0	0
2015	NYM	.259	143	441	47	114	16	5	6	41	16	2	87	7	3	.289	.358	.647	465	4	1	3	6
2016	NYM	.239	79	142	15	34	7	2	3	9	11	1	27	4	2	.301	.380	.682	160	2	4	1	4
	BIN (AA)	.333	4	18	2	6	0	1	0	2	0	0	5	0	0	.368	.444	.813	19	1	0	0	0
2017	NYM	.250	94	252	37	63	16	2	3	15	14	0	56	7	3	.296	.365	.661	272	3	2	1	6
	BNG (AA)	.241	8	29	3	7	0	0	0	0	0	0	6	0	0	.241	.241	.483	29	0	0	0	1
	STL (A)	.364	3	11	3	4	1	1	0	1	0	0	1	0	0	.364	.636	1.000	11	0	0	0	0
2018	NYM	.339	30	59	9	20	1	1	0	6	3	1	9	3	1	.375	.390	.765	64	1	0	1	2
2019	NYM	.213	133	258	38	55	12	1	5	27	22	4	75	4	1	.279	.326	.605	285	2	2	1	8
<b>MLB Totals</b>		.254	716	1960	227	498	97	19	25	179	106	13	437	44	17	.297	.361	.659	2119	21	17	15	38
<b>Minors Totals</b>		.281	648	2487	332	700	120	44	31	274	134	1	458	100	49	.322	.402	.724	2686	23	21	20	58

## CAREER TRANSACTIONS

- 2006 Signed by NYM as an international free agent, May 5
- 2020 Signed by SD as a minor league free agent, February 10

**OPTIONS USED: 2/3**



# DINELSON LAMET

# 29

**RIGHT-HANDED  
PITCHER**

Height: 6-3

Bats: R

Weight: 228

Throws: R



dee-NEL-son luh-MET



@LametRHP



dinelson\_lamet95

<b>Full Name</b>	Dinelson Lamet Hernandez
<b>Date of Birth</b>	July 18, 1992 in Santiago, Dominican Republic
<b>Current Residence</b>	Santiago, Dominican Republic
<b>2020 Opening Day Age</b>	27
<b>MLB Service Time</b>	2.130
<b>MLB Debut</b>	May 25, 2017 @ NYM (with SD)
<b>How Obtained</b>	Signed as an international free agent on June 10, 2014
<b>Contract Status</b>	Signed through 2020

## QUICK HITS

**BOUNCE BACK** Made 14 starts for SD in 2019 after missing the entire 2018 campaign recovering from Tommy John surgery. His 12.95 SO/9.0 IP led all NL pitchers (min. 10 starts) and ranked 3rd in the majors, trailing only Gerrit Cole (13.82) and Chris Sale (13.32).

**ELITE COMPANY** Recorded a career-high 14 strikeouts on September 18, 2019 at MIL, becoming the 1st SD hurler with 14+ SO since Jake Peavy on April 25, 2007 at ARI (16 SO). He also became 1 of just 13 pitchers in ML history to have 14 strikeouts in 6.0 innings-or-fewer.

**HOT LIKE SUMMER** His 12.86 SO/9.0 IP in August 2019 were the most by a Padres starter in any month in team history, ahead of Andy Benes' 12.15 in July 1994, Tyson Ross' 12.04 in April 2015, Jake Peavy's 12.03 in August 2007 and James Shields' 11.90 in April 2015. The only NL starter with a better SO rate in August was LAD's Walker Buehler (13.50).

**YOUNG FLAME THROWER** In 2017, averaged 10.94 SO/9.0 IP, the 4th-best mark by a rookie, all-time (min. 20 starts). Kerry Wood posted a 12.58 mark in 1998, followed by Dwight Gooden (11.39 in 1984) and Hideo Nomo (11.10 in 1995).

**A DOZEN DOWN** Struck out 12 on June 17, 2017 at MIL, the second-highest single-game total by a Padres rookie in franchise history, behind only Oliver Perez's 13 on July 7, 2002 at COL.

**HISTORY LESSON** Became the 1st rookie since 2014 to fan 8 in each of his first 2 big league starts since Masahiro Tanaka in 2014. He was the 13th rookie to accomplish the feat in the modern era (1900-present).

## 2019 SEASON

- Made 14 starts for SD, going 3-5 with a 4.07 ERA and 12.95 SO/9.0 IP...it was his 1st ML action since his rookie season in 2017, missing all of 2018 and the majority of the 1st half of 2019 recovering from Tommy John surgery.
- Struck out 5+ in 13 of his 14 starts, including 10 straight to begin the season, the 4th-longest stretch a pitcher had to start their 2019 campaign, behind only Max Scherzer's 20 (March 27-July 25), and followed by Brandon Woodruff's 19 from (March 30-July 16) and Gerrit Cole's 12 (March 29-May 27).

## ACCOLADES

MiLB.com Organization All-Star (2016, SD)

California League Mid-Season All-Star (2016, Lake Elsinore)

- Made his return back to the big league mound on July 4 at LAD, tossing 5.0 innings of 3-run ball...it was his 1st appearance since September 26, 2017 vs. LAD, also at Dodger Stadium.
- Took a no-hit bid into the 7th inning on August 6 at SEA before Omar Narvaez singled with 1 out to break up Lamet's try...he struck out 12 across 7.0 innings and allowed 2 hits, earning his 1st winning decision since August 15, 2017 vs. PHI.
- Recorded a career-high 14 SO on September 18 at MIL, becoming the 1st SD hurler with 14+ SO since Jake Peavy on April 25, 2007 at ARI with 16 SO...he also became 1 of just 13 pitchers in ML history to have 14 SO in 6.0 innings-or-fewer.
- Struck out 10 in his final start of the season on September 25 vs. LAD, recording double-digit SO in back-to-back games for the 1st time in his career.
- Made a total of 6 rehab appearances from May 29-June 28 for Lake Elsinore (A) and El Paso (AAA), going 1-2 with a 6.00 ERA (16 ER, 24.0 IP) with 33 SO against 9 BB and .233 opponent AVG.
- Allowed 3 earned runs-or-fewer in 11 of his 14 starts.
- On the road, went 3-2 with a 2.92 ERA and a .196/.282/.384 opponent slash line as opposed to going 0-3 with a 5.25 ERA with a .257/.342/.434 opponent line at Petco Park.
- Limited right-handed hitters to a .208/.301/.392 opponent line versus a .242/.321/.423 line against lefties.
- Lamet relied on 5 pitches in 2019: four-seamer (35.8%), curve (31.6%), sinker (18.7%), slider (12.2%) and changeup (1.5%).

## CAREER NOTES

### 2018

- Missed the entire season after undergoing season-ending Tommy John surgery in April.





## 2017

- Split the season between El Paso (AAA) and SD, making his ML debut on May 25 at NYM.
- Became the 18th rookie in SD history to make at least 20 starts in a season...besides Luis Perdomo's 20 starts in 2016, the most recent SD rookie to make 20-or-more starts was Justin Germano in 2007 (23).
- Among pitchers with at least 20 starts in 2017, his 10.94 SO/9 IP ranked 8th in the ML and 4th in the NL, behind Robbie Ray (12.11), Max Scherzer (12.02) and Rich Hill (11.01).
- Made his ML debut on May 25 at NYM at Citi Field, tossing 5.0 IP of 1-run ball, allowing just three hits and striking out eight in the Padres' 4-3 victory...became only the 2nd player in club history to earn the win and strike out at least 8 in their ML debut...Bob Shirley earned the win and struck out 11 in his 8.2 IP on April 10, 1977 at CIN.
- Struck out a then-career-high 12 on June 17 at MIL, the 2nd-highest single-game total by a Padres rookie in franchise history, behind only Oliver Perez's 13 on July 7, 2002 at COL...the 12 SO also matched the highest single-game total by any rookie in 2017 (also: CIN's Amir Garrett on April 19, 2017 vs. BAL).
- Earned the win in 3 consecutive starts from July 23-August 6, posting a 1.96 ERA, 18 SO against 6 BB.

## 2016

- Split the season between El Paso (AAA), San Antonio (AA) and Lake Elsinore (A), pitching to a combined 12-10 record with a 3.00 ERA (50 ER, 150.0 IP), 158 SO against 61 BB in 28 games (all starts).
- Began the season with LE and earned California League Mid-Season All-Star honors...posted a 7-1 record with a 2.35 ERA (17 ER, 65.0 IP) in 12 starts for the Storm.

- Assigned to SA on June 6 and made 14 starts, going 5-7 with a 3.39 ERA (28 ER, 74.1 IP) with 91 SO against 31 BB.
- Earned Texas League pitcher of the Week honors for August 8-14...went 2-0 with a 0.00 ERA, striking out 16.
- Assigned to ELP on August 24 and made 2 starts, going 0-2 with a 4.22 ERA (5 ER, 10.2 IP).
- Tossed 5.2 IP of relief in the postseason during the Chihuahua's Pacific Coast League title run.

## 2015

- Appeared in 26 games (24 starts) for Fort Wayne (A), going 5-8 with a 2.99 ERA (35 ER, 105.1 IP) with 120 SO to 44 BB while limiting opposing hitters to a .214 (82-for-384) AVG.

## 2014

- Made his professional debut with the DSL Padres (R), making 2 relief appearances of 2.0 innings, allowing 1 unearned run and striking out 8 while walking 0.

## PERSONAL

- His nickname for last year's Players' Weekend was "El Flaco." Lamet was skinny as a child, and the word skinny in Spanish is "flaco." The nickname was first given to him by a childhood friend.
- His all-time favorite baseball player is Pedro Martinez. His favorite TV show is *Reimon y Miguel* and his favorite movie is *Acción y Chiste*.
- Enjoys listening to Antony Santos.
- Originally signed by Padres scouts Randy Smith, Felix Feliz, Emenegildo Diaz and Jose Salado.

## DINELSON LAMET CAREER PITCHING RECORD

SEASON	TEAM	W	L	ERA	G	GS	CG	SHO	SV	IP	H	R	ER	HR	HB	BB	IBB	SO	WHIP	AVG	AB	WP	BK	GDP	TBF	NP-S
2014	DSL PAD (R)	0	0	0.00	2	0	0	0	0	4.0	2	1	0	0	0	0	0	8	0.50	.143	14	0	0	0	14	N/A - N/A
2015	FW (A)	5	8	2.99	26	24	0	0	0	105.1	82	42	35	9	9	44	0	120	1.20	.214	384	9	6	4	441	218 - 149
2016	LE (A)	7	1	2.35	12	12	0	0	0	65.0	56	17	17	4	4	26	0	54	1.26	.241	232	9	1	7	268	926 - 567
	ELP (AAA)	0	2	4.22	2	2	0	0	0	10.2	13	7	5	2	0	4	1	13	1.59	.302	43	0	0	1	49	192 - 124
2017	SD	7	8	4.57	21	21	0	0	0	114.1	88	63	58	18	6	54	2	139	1.24	.210	419	9	0	6	485	1,941 - 1,207
	ELP (AAA)	3	2	3.23	8	8	0	0	0	39.0	32	17	14	2	1	20	0	50	1.33	.222	144	2	0	3	167	673 - 430
2019	SD	3	5	4.07	14	14	0	0	0	73.0	62	38	33	12	5	30	0	105	1.26	.226	274	6	0	3	313	1,233 - 794
	LE (A)	0	2	8.00	3	3	0	0	0	9.0	11	8	8	1	0	5	0	14	1.78	.306	36	1	0	0	41	117 - 72
	ELP (AAA)	1	0	4.80	3	3	0	0	0	15.0	10	8	8	3	1	4	0	19	0.93	.185	54	3	0	0	59	225 - 147
<b>MLB Totals</b>		10	13	4.37	35	35	0	0	0	187.1	150	101	91	30	11	84	2	244	1.25	.216	693	15	0	9	798	3,174 - 2,001
<b>Minors Totals</b>		21	22	3.21	70	66	0	0	0	322.1	263	132	115	23	17	134	1	369	1.23	.222	1183	32	8	20	1351	3,586 - 2,259

## CAREER TRANSACTIONS

OPTIONS USED: 0/3

2014

Signed by SD as an international free agent, June 10



# REGGIE LAWSON

# 79

**RIGHT-HANDED  
PITCHER**

Height: 6-3

Bats: R

Weight: 214

Throws: R

@RLawww6

rlawww6

Full Name	Reginald Lee Lawson
Date of Birth	August 2, 1997 in Victorville, California
Current Residence	Adelanto, California
2020 Opening Day Age	22
MLB Service Time	0.000
How Obtained	Signed as a Competitive Balance Round B selection in the 2016 First-Year Player Draft
Contract Status	Signed through 2020

## QUICK HITS

- Since his 1st professional stint in 2016, has never been promoted mid-season, spending 2016 with AZL Padres (R), 2017 with Fort Wayne (A), 2018 with Lake Elsinore (A) and 2019 with Amarillo (AA).
- Missed 4 months of the season on the IL in 2019 with a right elbow injury, making 6 starts for a 5.20 ERA and 11.7 SO/9.
- Following the 2019 season, played for the Peoria Javelinas in the Arizona Fall League, making 3 starts and owning a 0.82 ERA (1 ER, 11.0 IP) with a .083 opponent AVG and 14 SO against 2 BB.

## 2019 SEASON

- Appeared in just 6 games (all starts) to start the season for Amarillo (AA) before missing the last 4 months of the year on the Injured List with a right elbow injury.
- In his 6 starts from April 8-May 9, fostered a 5.20 ERA (16 ER, 27.2 IP) with 36 strikeouts against 13 walks for 11.7 SO/9.
- Opponents hit .190 against him when he was ahead in the count and .407 when he fell behind in the count.
- Earned the win in 3 consecutive starts from April 20-May 2, allowing just 3 earned runs in 16.1 IP with 21 SO against 7 BB between the outings.
- Placed on the 7-day IL on May 19...received a platelet-rich plasma injection in his right elbow.
- Entered the campaign as the Padres 29th ranked prospect by MLB Pipeline.
- Following the season, played for the Peoria Javelinas in the Arizona Fall League, making 3 starts and owning a 0.82 ERA (1 ER, 11.0 IP) with a .083 opponent AVG and 14 SO against 2 BB.

## ACCOLADES

California League Mid-Season All-Star (2018, Lake Elsinore)

## CAREER NOTES

### 2018

- Spent the entire season with Lake Elsinore (A), setting career highs in ERA (4.69), IP (117.0), appearances (24), games started (22), wins (8), walks allowed (51) and strikeouts (117).
- Led the Storm staff in wins (8) and ranked 2nd in games started (22) and 3rd in IP (117.0) and SO (117).
- Allowed 3-or-fewer earned runs in 20 of the 24 appearances he made, including 12 games in which he allowed 1-or-fewer earned runs.
- Fanned 5+ batters in 13 of his 22 starts...had a pair of 8-strikeout games.

### 2016-2017

- Spent his 1st full professional season with Fort Wayne (A) in **2017**, posting a 5.30 ERA (43 ER, 73.0 IP) across 17 appearances (all starts) with a career-best 1.37 WHIP...received his 1st postseason experience with FW, making a start in the semi-final game at Dayton and receiving the win in 5.0 scoreless IP...played for the AZL Padres for his 1st professional stint in **2016**, making just 5 appearances (3 GS) while allowing 8 ER in 8.2 IP.

## PERSONAL

- Committed to Arizona State University before signing with the Padres.
- Attended Victor Valley High School (CA) and posted a 1.20 ERA in his senior season, though he was limited to 35.0 innings due to an oblique injury.
- Played for the U-18 USA National Team in 2015.
- Got a tattoo of Kobe Bryant on his left leg shortly before Spring Training and after the tragic death of Bryant. Lawson, a lifelong Bryant fan, was already planning on getting the tattoo done at some point, but after the accident, he was sure to get it done to pay tribute.



**NON-ROSTER  
INVITEE**



**REGGIE LAWSON CAREER PITCHING RECORD**

SEASON	TEAM	W	L	ERA	G	GS	CG	SHO	SV	IP	H	R	ER	HR	HB	BB	IBB	SO	WHIP	AVG	AB	WP	BK	GIDP	TBF	NP-S
2016	PAD (R)	0	0	8.31	5	3	0	0	0	8.2	12	8	8	0	0	3	0	7	1.73	.316	38	2	1	0	41	N/A - N/A
2017	FW (A)	4	6	5.30	17	17	0	0	0	73.0	65	44	43	8	2	35	0	89	1.37	.236	276	10	2	4	314	1276 - 782
2018	LE (A)	8	5	4.69	24	22	0	0	0	117.0	130	69	61	11	2	51	0	117	1.55	.280	465	6	2	8	523	2,117 - 1,336
2019	AMA (AA)	3	1	5.20	6	6	0	0	0	27.2	28	16	16	4	0	13	0	36	1.48	.262	107	4	1	0	121	521 - 331
<b>Minors Totals</b>		15	12	5.09	52	48	0	0	0	226.1	235	137	128	23	4	102	0	249	1.49	.265	886	22	6	12	999	3,914 - 2,449

**CAREER TRANSACTIONS**

**OPTIONS USED: 0/3**

2016 Signed by SD as a Competitive Balance Round B selection in the First-Year Player Draft



# JOEY LUCCHESI

# 37

**LEFT-HANDED  
PITCHER**

Full Name	Joseph George Lucchesi
Date of Birth	June 6, 1993 in Newark, California
Current Residence	Newark, California
2020 Opening Day Age	26
MLB Service Time	2.000
MLB Debut	March 30, 2018 vs. MIL (with SD)
How Obtained	Signed as a fourth-round selection in the 2016 First-Year Player Draft
Contract Status	Signed through 2020

Height: 6-5    Bats: L  
Weight: 225    Throws: L

looo-KAY-see  
@JoeyFuego44  
joeyfuego23

## QUICK HITS

**FIRST IN CLASS** Became the 1st pitcher from the 2016 draft class to make their ML debut (March 30, 2018 vs. MIL).

**FUEGO, JOEY FUEGO** Among all rookie hurlers in 2018, ranked 3rd in SO (145), T-4th in GS (26), T-5th in wins (8) and 6th in IP (130.0).

**CHURVE DAY** Lucchesi gained fame for the pitch he calls a "churve." He holds it deep in his palm like a classic circle changeup, and for most of his college career, that's all it was - a basic changeup. Early in his pro career, he began tinkering with his wrist action as he threw it, snapping off the pitch like a breaking ball. It soon became his go-to putaway weapon. Per Statcast, his churve had an average 8.9 inch vertical drop in 2019, which was the most movement of any pitcher's changeup by more than a full inch (next was ARI's Noe Ramirez at 7.7 in.).

**SUCCESS OF THE SOUTHPAW** Among all qualifying NL lefties in 2019, Lucchesi ranked in the top 5 in opponent AVG (.233, 3rd), OPS (.702, 4th) and WHIP (1.22, 5th).

**WINDUP, EXPLAINED** Lucchesi's 6-part delivery is how he was raised pitching, and his last addition was when he began lifting his hands above his head before coming set. He first started the windup when he was 8 years old, developed with his eventual high school coach, Darryl Lemas, who encouraged it because of its deceptiveness.

## 2019 SEASON

- Lucchesi led the SD staff in games started (30), IP (163.2), wins (10) and SO (158)...the 10 wins were the most by a Padres SP since Jhoulys Chacin's 13 in 2017.
- Among all qualifying ML pitchers in their home parks, his .183 opponent AVG ranked 5th and his .565 OPS ranked 6th.
- Lucchesi tossed at least 5.0 IP in 24 of his 30 outings, going 10-5 with a 2.91 ERA (45 ER, 139.0 IP) with SD going 13-11 in those outings.
- Was 1 of just 2 NL starting pitchers to not allow a run through his first 10.0 IP on the season (also: Jacob deGrom)...went a combined 2-0 with 13 SO to 3 BB in his 2 starts vs. SF (March 29) and ARI (April 3).

## ACCOLADES

MiLB.com Organization All-Star (2017, SD)

California League Mid-Season All-Star (2017, Lake Elsinore)

Northwest League Mid-Season All-Star (2016, Tri-City)

Baseball America Short-Season All-Star (2015, Tri-City)

- Tossed a career-high 7 IP on 3 occasions (April 15 vs. COL, May 17 vs. PIT and June 17 vs. MIL).
- On May 24 at TOR, he became the 17th ML pitcher and 5th Padre to make a start in the USA, Mexico and Canada... joined Andy Ashby, Joey Hamilton, Fernando Venezuela and Tim Worrell as Padres to do so...he tossed 6.2 IP of 3-hit, 3-run ball behind a career-high 11 SO but did not factor into SD's 6-3 victory...he was hitless through the 1st 4 frames before surrendering back-to-back homers in the 5th inning to Freddy Galvis and Lourdes Gurriel Jr.
- Lucchesi got the win on his 26th birthday on June 6 vs. WSH, 3 days after Eric Lauer got the win on his 24th birthday on June 3 vs. PHI...the duo became the 1st Padres teammates to win a game on their birthday in the same season, and the 1st teammates in the majors to do so since BOS' Josh Beckett (May 5, 2012) and Andrew Miller (May 21, 2012)...prior to Lauer and Lucchesi, the last Padre starter to get the win on his birthday was Colin Rea on July 1, 2016 vs. NYY.
- Among all ML pitchers to toss at least 70.0 IP both at home and on the road, Lucchesi's -3.66 ERA differential from road (6.22) to home (2.56) ERA was tied for the 2nd largest with Adam Wainwright, trailing only Steven Matz (-4.31).

## CAREER NOTES

### 2018

- Selected to the ML roster on March 30 and started SD's 2nd game of the season that same day vs. MIL, becoming the 1st pitcher of the 2016 draft class to make their ML debut.
- Led the SD staff in SO (145) and ranked 2nd in GS (26) and IP (130.0).
- Among all ML rookies, ranked 3rd in SO, T-4th in starts, T-5th in wins (8) and 6th in IP.



- Became the 19th rookie in Padres history to reach the 20-start plateau in a single season...teammate Eric Lauer became the 20th rookie to do so later in 2018, marking the 1st time SD had 2 rookies make 20+ starts in the same season since 1977...it has now been done 5 times (also: 1969, 1972 and 1974).
- His 145 SO, along with Lauer's 100 SO, accounted for the first pair of SD rookies to surpass the 100-SO mark in the same season since Bob Shirley and Bob Owchinko in 1977.
- The 13 pickoffs between Lucchesi (3) and Lauer (10) were the most by a Padre rookie duo in franchise history.
- Among all ML pitchers who tossed at least 130.0 IP and made 25+ starts, he allowed the 4th-fewest baserunners (172), behind only Chris Sale (150), Jordan Zimmerman (168) and Clayton Kershaw (170).
- Earned his 1st ML victory in his 3rd-career start on April 10 at COL, allowing 2 unearned runs on 4 hits and 1 BB with 8 SO...became the 7th pitcher in SD history to not allow a single earned run in at least 6.0 IP at Coors Field (last: Christian Friedrich, June 12, 2016)...it had been done so 8 total times, with Oliver Perez accomplishing the feat twice in 2002.
- Logged a 1.66 ERA and a 2-0 record through his 1st 4 starts from March 30-April 15...the last SD pitcher to have a sub-2.00 ERA over his first 4 ML starts was Odrisamer Despaigne in 2014 (1.35).
- Went on to allow 3 earned runs-or-fewer in 8 of his first 9 career outings from March 30-May 14.
- Placed on the 10-day DL on May 15 with a right hip strain and missed the club's next 32 games.
- Optioned to El Paso (AAA) on July 12 to make a start over the All-Star break (July at Albuquerque) before being recalled by SD on July 23.
- When tossing at least 5.0 IP, he went 8-4 with a 2.86 ERA (33 ER, 103.2 IP) with the Padres 11-8 in those 19 outings
- His 81 runs of support were tied with Clayton Richard for the most on the club.

## 2016-2017

- Named Padres Minor League Pitcher of the Year in **2017**, pitching to a combined 11-7 record with a 2.20 ERA (34 ER, 139.0 IP), 148 SO against 33 BB and a .200 opponent AVG in 24 appearances (23 starts) between Lake Elsinore (A) and San Antonio (AA)...began the season with LE and earned California League Mid-Season All-Star honors... promoted to SA on July 1...spent the majority of the **2016** season with Tri-City (A), going 0-2 with a 1.35 ERA (6 ER, 40.0 IP) with 53 SO against just 2 BB...named a Short-Season All-Star by *Baseball America* and earned Northwest League Post-Season All-Star honors.

## PERSONAL

- Son of Kenneth and Michelle Lucchesi. Before each start, Lucchesi also calls his father and they talk through the next day's game.
- 2011 graduate of Newark (CA) Memorial High School. Played 2 seasons at Chabot College in Hayward, Calif., and helped guide his team to the Golden Coast Division Championship in 2013.
- Transferred to Southeast Missouri State and became the 1st pitcher in Ohio Valley Conference history to win OVC Pitcher of the Year in back-to-back seasons. As a senior, was named a Second Team All-American by the National Collegiate Baseball Writers Association. His 149 strikeouts his senior year set a new school and Ohio Valley Conference record and his 242 career strikeouts broke the Southeast Missouri record. He concluded his 2-year career at Southeast Missouri with a 17-7 record and a 2.62 ERA.
- Trying to scheme up a creative Twitter handle while at Southeast Missouri State, Lucchesi asked his college teammates for a nickname. One of them suggested "Fuego," and years later, he still goes by the pseudonym.
- Gets a haircut the day before every start. When he arrives at a new mound, he prefers to spend time on the mound and visualize the start. He did it in college before every Friday night start.

## JOEY LUCCHESI CAREER PITCHING RECORD

SEASON	TEAM	W	L	ERA	G	GS	CG	SHO	SV	IP	H	R	ER	HR	HB	BB	IBB	SO	WHIP	AVG	AB	WP	BK	GIDP	TBF	NP-S
2016	FW (A)	0	0	0.00	1	0	0	0	0	2.0	4	0	0	0	0	1	0	3	2.50	.444	9	1	0	0	11	40 - 28
	TRI (A)	0	2	1.35	14	10	0	0	1	40.0	27	7	6	0	0	2	0	53	0.73	.189	143	5	1	0	147	400 - 267
2017	LE (A)	6	4	2.52	14	14	0	0	0	78.2	56	26	22	9	2	19	0	95	0.95	.194	289	6	2	3	312	1121 - 731
	SD	8	9	4.08	26	26	0	0	0	130.0	125	63	59	23	4	43	2	145	1.29	.254	493	4	0	12	548	2158 - 1375
2018	LE (A)	0	0	0.00	1	1	0	0	0	4.0	0	0	0	0	1	0	0	6	0.00	.000	12	0	0	0	13	43 - 32
	ELP (AAA)	0	1	23.63	1	1	0	0	0	2.2	7	7	7	1	1	4	0	2	4.12	.538	13	1	0	1	18	68 - 33
2019	SD	10	10	4.18	30	30	0	0	0	163.2	144	78	76	23	2	56	0	158	1.22	.233	619	8	0	13	686	2643 - 1661
<b>MLB Totals</b>		<b>18</b>	<b>19</b>	<b>4.14</b>	<b>56</b>	<b>56</b>	<b>0</b>	<b>0</b>	<b>0</b>	<b>293.2</b>	<b>269</b>	<b>141</b>	<b>135</b>	<b>46</b>	<b>6</b>	<b>99</b>	<b>2</b>	<b>303</b>	<b>1.25</b>	<b>.242</b>	<b>1112</b>	<b>12</b>	<b>0</b>	<b>25</b>	<b>1234</b>	<b>4801 - 3036</b>
<b>Minors Totals</b>		<b>11</b>	<b>10</b>	<b>2.25</b>	<b>41</b>	<b>35</b>	<b>0</b>	<b>0</b>	<b>2</b>	<b>187.2</b>	<b>140</b>	<b>57</b>	<b>47</b>	<b>13</b>	<b>5</b>	<b>40</b>	<b>0</b>	<b>212</b>	<b>0.96</b>	<b>.204</b>	<b>687</b>	<b>16</b>	<b>4</b>	<b>8</b>	<b>738</b>	<b>2560 - 1663</b>

## CAREER TRANSACTIONS

2016

Signed by SD as a fourth-round selection in the First-Year Player Draft

## OPTIONS USED: 0/3



# MANNY MACHADO

Height: 6-3    Bats: R  
Weight: 218    Throws: R

machados13

# 13

INFIELDER

Full Name	Manuel Arturo Machado Jr.
Date of Birth	July 6, 1992 in Miami, Florida
Current Residence	Coral Gables, Florida
2020 Opening Day Age	27
MLB Service Time	7056
MLB Debut	August 8, 2012 vs. KC (with BAL)
How Obtained	Signed as a Major League free agent on February 21, 2019
Contract Status	Signed through 2028 (player opt-out clause at the end of 2023)

## QUICK HITS

**WE GOT OUR MAN-NY** On February 21, 2019, the Padres signed infielder Manny Machado to a 10-year, \$300-million contract through the 2028 season, which was the largest at the time for a free agent in Major League history.

**4-TIME ALL-STAR** (2013, 2015, 2016, 2018) Is the 4th player to ever start an All-Star Game at 3rd base and shortstop.

**2-TIME GOLD GLOVE AWARD WINNER** (2013, 2015)

**WELCOME TO THE SHOW** In 2012, became the 1st player since at least 1918 to homer in 3 of his 1st 4 career games at age 20-or-younger.

**MR. DEPENDABLE** Since 2015, Machado's 3,469 plate appearances rank 1st in the majors and his 793 games played rank 2nd, behind only teammate Eric Hosmer (795). In his 7 full ML seasons, has played in 156-plus games 6 times and has logged all 162 games twice.

**2015 HOME RUN DERBY PARTICIPANT** Competed in the Home Run Derby as the No. 5 seed, but he was defeated by Joc Pederson (No. 4 seed) in the 1st round of the bracket format, 13-12.

**EL MINISTRO DE DEFENSA** Given the nickname following the 2017 World Baseball Classic when he represented the Dominican Republic.

**30/20 VISION** Became the 14th Padre to record 30 HR and 20 2B in a season and the 18th such season in SD history. Adrian Gonzalez posted 4 consecutive such seasons (2007-10) and Phil Nevin did so in back-to-back campaigns (2000-01).

**YOU GO, I GO** Joined Hunter Renfroe as the 4th pair of Padres teammates to have 30+HR campaigns in the same season.

**ELITE COMPANY** Is 1 of just 3 players to hit 30+ home runs in each of his last 5 seasons (2015-19), joining Nelson Cruz and Nolan Arenado...ended 2019 as 1 of just 11 active players with 5+ 30 HR seasons.

## ACCOLADES

4x AL All-Star (2013, 2015, 2016, 2018 with BAL)

2x Rawlings Gold Glove (2013, 2015, BAL)

Rawlings Platinum Glove (2013, BAL)

Wilson Team Defensive Player of the Year (2013, BAL)

Home Run Derby Participant (2015)

AL Player of the Month (April 2016 and August 2017)

MVP Voting (finished 9th in 2013, 4th in 2015 and 5th in 2016)

## 2019 SEASON

- In his 1st season with SD, led the Padres in runs (81), XBH (55) and BB (65), ranked T-1st in runs created (86), 2nd in HR (32), RBI (85), total hits (150), games played (156), at-bats (587) and PA (661) and 3rd in 2B (21).
- Among all qualifying NL hitters against LHP, he ranked T-1st in SLG (.685), T-6th in HR (13), 8th in OBP (.404) and T-9th in AVG (.315).
- Among all qualifying NL hitters against RHP, his .239 AVG was 8th-lowest, his .400 SLG was 9th-lowest and his .315 OBP was 10th-lowest...but 19 of his 32 HR came against righties.
- Hit safely in a career-high 13 consecutive road games from April 30-May 28, slashing .333/.386/.549 with 5 2B, 2 HR and 7 RBI in that time...it tied with Eric Hosmer's 13-game road hitting streak from May 14-June 15 for the longest on the club.
- Recorded his 1st multi-HR game as a Padre on May 4 vs. LAD, with both HR coming off Rich Hill...it marked the 1st of 4 multi-HR games for Machado in 2019 (also: June 13 at COL, June 29 vs. STL and July 13 vs. ATL) and he finished the campaign with 50 career multi-HR games.
- Homered the day before on May 3 vs. LAD off Clayton Kershaw, the 1st of 7 times in 2019 he would homer in back-to-back games.
- Hit safely in a season-high 13 consecutive games from June 12-26, batting .456 (26-for-57) with 6 2B, 7 HR and 16 RBI...it was the 3rd-longest hitting streak of his career and the 2nd-longest by a Padre in 2019, trailing only Fernando Tatis Jr.'s 14 game streak from July-26-August 10.



### HIGHEST AVERAGE INFIELD ARM STRENGTH ON MAX EFFORT THROWS IN 2019

Player	Season	HR
Fernando Tatis Jr.	SD	92.1 mph
Carlos Correa	HOU	89.0 mph
Javier Baez	CHC	88.5 mph
Matt Chapman	OAK	88.2 mph
Manny Machado	SD	87.3 mph

- In the 4-game set at COL from June 13-16, Machado posted a 1.655 OPS, going 10-for-19 (.526) with 2 2B, 3 HR, 6 RBI and 1 BB...his 1.655 mark was the 2nd-highest OPS of any player in a 4-game series in 2019 (min. 19 at-bats), behind COL Charlie Blackmon's 1.917 OPS in that same series.
- Recorded an RBI in 8-straight games from June 16-25, 1 game shy of the Padres franchise record (3x: Jason Bartlett in 2011, Steve Finley in 1996 and Sixto Lezcano in 1982).
- In his return to Baltimore on June 25, homered in his 2nd at-bat, which was his 100th-career HR at Camden Yards.
- In his 4 games vs. BAL in 2019, he slashed .471/.526/.941 and hit 2 HR, 3 RBI and 6 runs scored.
- Hit his 200th career HR on July 20 at Wrigley Field, a 2-run HR off Jose Quintana...he became the 2nd-youngest 3B (27 years, 14 days old) to hit 200 HR in ML history, behind Eddie Matthews (25 years, 242 days).
- Made his 1st-career PH plate appearance in the 9th inning on September 12 vs. CHC...went 4,678 career PA before logging his 1st-career PH appearance, shattering the longest start-of-career streak of PA without pinch-hitting (among players to debut since 1961), ahead of Deivi Cruz's streak of 2,479 PA from 1997-2001...made his 2nd-career PH appearance 10 days later on Sept. 22 vs. ARI.
- Appeared in 156 games and made 154 starts, including 119 at 3B and 35 at SS.
- Grounded into 24 2B plays, the most in the NL and tied with Jose Abreu for the most in the majors.
- Hit .219 (62-for-283) in 78 games at Petco Park as opposed to a .289 mark (88-for-304) in 78 games on the road...when in opposing NL West ballparks, hit .306 (45-for-147) with 10 HR and 24 RBI...at Petco Park against the NL West, he hit .186 (22-for-118) with 5 HR and 15 RBI.
- In 162 combined games between BAL and LAD, recorded his 1st-career 100+ RBI season (107) and matched his career high with 37 HR (also: 2016)...hit .297 (188-for-632) with 35 2B, 3 3Bs and 84 runs scored along with 14 SB, .905 OPS and a 6.2 WAR (FanGraphs).
- 1 of only 7 players to play in all 162 games in 2018, while also ranking among the Top 10 in several categories, including IBB (18, 3rd), hits (188, T-3rd), total bases (340, 4th), multi-hit games (54, T-6th), game-winning RBI (14, T-7th), RBI (T-8th), HR (T-9th), and runs created (116, 10th).
- Held the longest on-base streak in the majors in 2018 with a career-high 33-game mark from June 27-August 2... during the run, he posted a .328/.427/.566 slash line with 6 2B, 1 3B, 7 HR, 15 RBI, 17 runs and 5 SB.
- Selected to his 4th All-Star Game (also: 2013 and '15-16) and named the starting shortstop (2nd All-Star start) after batting .315 with 21 2B, 24 HR and 65 RBI in 96 games for BAL before the All-Star break.
- In the 1st half of the season, he ranked among AL leaders in RBI (T-4th), SLG (.575, 5th) OPS (.963, 5th), hits (115, T-5th), AVG (6th), HR (6th) and OBP (.387, 9th)...according to ESPN Stats and Info, Machado joined Alex Rodriguez, Arky Vaughan, and Cal Ripken, Jr. as the only players to start an All-Star Game at 3B and SS.
- Acquired by LAD from BAL on July 18 in a 6-player trade... led LAD in the 2nd half of the regular season in hits (73), RBI (42) and at-bats (267) while ranking tied for the club lead in HR (13), 2nd in runs (36) and games (66) and T-2nd in 2B (14).
- LAD went 40-28 in the 2nd half after acquiring Machado and he finished the regular season with a 10-game hitting streak, going 13-for-40 (.325) with 2 2B, 13B, 2 HR, 11 RBI, 5 runs and a .947 OPS.
- Put up similar numbers versus right and left-handed pitchers, posting a .297/.386/.535 slash line against southpaws and a .298/.358/.593 slash line against righties.
- Hit .331 with RISP, which ranked 7th in the majors (min. 150 PA in that situation)...also batted .303 with runners on base.

### CAREER NOTES

#### 2018

- Acquired by LAD from BAL on July 18, a day after the All-Star Game for their postseason run...appeared in the playoffs for the 3rd time and 1st since 2016 with BAL.
- Ended 2018 and his age-25 season with a 33.8 career WAR (wins above replacement), which is higher than Joe DiMaggio (33.6), Barry Bonds (33.3), Willie Mays (32.5) or Lou Gehrig (31.7) had amassed through their age-25 seasons.
- Completed is 5th full big league season, and his 95 RBI ranked 13th in the AL.
- Appeared in all 6 of the Dominican Republic's World Baseball Classic games in March...hit .321 (7-for-26).
- Named AL Player of the Month for August, his 2nd-career AL Player of the Month award (also: April 2016)...in August, he hit .341 (43-for-126) with 6 2B, 13B, 12 HR and 35 RBI.
- Named AL Player of the Week for the week of Aug. 14-20, slashing .385/.370/.885 (10-for-26) with 1 HR and 12 RBI.
- Homered 5 times in the 6-game homestand (Aug. 18-23), including 2 walk-off HR (Aug. 18 and 23)...his 12 home runs in August were a career high for a single month.

# MANNY MACHADO

- His walk-off grand slam on Aug. 18 vs. LAA was his 3rd homer of the game...he became the 13th player in ML history with 3 HR in a game with the last 1 being a walk-off.
- Hit 3 grand slams in 2017...his 6 grand slams from 2016-17 were the most in the majors...became just the 10th player in ML history to hit 3 grand slams in 1 calendar month.
- Hit a ML-leading 3 walk-off HR in 2017 (Aug. 18 vs LAA, Aug. 23 vs. OAK and Sept. 5 vs. NYY).

## 2016

- Selected to his 2nd consecutive and 3rd-career All-Star Game (also: 2013 and 2015) and elected the starting 3rd baseman by fan balloting...finished 5th in AL MVP voting.
- Hit 11 HR as a SS and 26 HR as a 3B, becoming the 2nd player in ML history to homer at least 10 times as a SS and 20 times as a 3B in the same season (also: Howard Johnson, NYM in 1989; 26 HR as 3B, 10 HR as SS).
- Posted a career-high 16-game hitting streak from April 4-23 (.397/.446/.779).
- Named AL Player of the Month for April, batting .344 (33-for-96) with 10 2B, 7 HR, 16 RBI, and 20 runs scored.
- Played his 500th career game on May 30 vs. BOS...logged 211 XBH within his 1st 500 games, passing Cal Ripken, Jr. (208) for the Orioles record..
- Served a 4-game suspension after charging the mound, following being hit by a pitch on June 7 vs. KC by Yordano Ventura.
- Homered in the 1st, 2nd, and 3rd innings on August 7 at CWS...became the 2nd player in ML history to homer in each of the 1st 3 innings of a game (also: CWS Carl Reynolds on July 2, 1930 at NYY)...also became the 9th player in ML history to homer in 3 consecutive innings and 1st since Kevin Mench (TEX) on June 30, 2005 vs. LAA.
- Hit his 100th-career home run on Aug. 30 vs. TOR, becoming the fastest Oriole (in terms of age) to reach the 100-career home run plateau at 24.055...Eddie Murray (1980) did so at age 24.177.

## 2015

- Earned his 2nd-career Rawlings Gold Glove Award and 2nd All-Star game selection, finishing 4th in AL MVP voting.
- Led all AL 3B in total chances (488), double plays (38), range factor/9.0 innings (3.09) and range Factor/game (3.01)...also ranked 2nd in assists (337) and putouts (132).
- Was the only player in the majors to play in all 162 regular season games.
- Named AL Player of the Week for the period ending on June 14 after batting .458 (11-for-24) with 12B, 2 HR, and 5 RBI (2nd career AL POW honor, also: 8/12/12).
- Named a player selection to the 2015 All-Star Game, his

2nd career ASG selection (also: 2013) and went 1-for-2 with an RBI-double and a run scored, driving in Brock Holt in the 7th inning to give the AL a 4-2 lead.

- Made his 1st ML appearance at SS in the top of the 12th inning on Aug. 23 vs. MIN and made his 1st-ML start at SS on Aug. 31 vs. TB (his 1st professional start at SS since Aug. 8, 2012 with Double-A Bowie).
- Logged his 500th-career hit with a single in the 5th inning on September 22 at WSH.

## 2014

- Played in just 82 games after beginning the season on the 15-day DL (retro: March 21) while recovering from left knee surgery.
- Reinstated from the DL on May 1 and made his season debut that night in the 2nd game of a doubleheader vs. PIT.
- Hit .210/.263/.276 in his 1st 26 games (May 1-30), before finishing the season batting .311/.353/.505 with 10 HR and 27 RBI in his final 56 games (May 31-August 11).
- Had a then-career-high 19-game on-base streak from June 22-July 20 during which he batted .389/.436/.694.
- Suspended 5 games from June 30-July 5 (G1) for "intentionally throwing his bat on the field" in the 8th inning on June 8 vs. OAK.

## 2013

- Hit 51 2B, leading the AL and becoming the 2nd player in ML history to record 50+ 2B in a season during which he was 20 years old, joining Alex Rodriguez (54 in 1996).
- Named to his 1st-career All-Star team as reserve 3B (0-for-1), collecting the 9th-most votes in the AL (4,101,089).
- Won his 1st-career Gold Glove Award, the 1st Orioles 3B to win the award since Brooks Robinson in 1975...led all AL 3B in fielding percentage (.973), assists (355) and double plays turned (42).
- Finished 2nd in putouts (116)...won the Platinum Glove, given annually to the best individual defender in each league.
- Posted 4.4 Defensive Wins Above Replacement, pacing all AL defenders and ranking 3rd-highest in the majors in 2013...it was the 8th highest single-season total of all-time for any position.
- Finished the season leading the AL in 2B (51) and at-bats (667), 6th in hits (189), 7th in multi-hit games (55), T-7th in XBH (68), 10th in total bases (288) and T-16th in runs scored (88).
- Made his 1st-career Opening Day roster and became the 4th Oriole to start on Opening Day at 20-or-younger.
- Snapped his 1,206 consecutive innings played streak on June 27 vs. CLE (1st-career ejection).





### PADRES WITH 30 HR/20 2B

Player	Season	HR	2B
Nate Colbert	1972	38	27
Dave Winfield	1979	34	27
Fred McGriff	1992	35	30
Gary Sheffield	1992	33	34
Phil Plantier	1993	34	20
Steve Finley	1996	30	45
Ken Caminiti	1996	40	37
Greg Vaughn	1998	50	28
Phil Nevin	2000	31	34
Phil Nevin	2001	41	31
Ryan Klesko	2001	30	34
Adrian Gonzalez	2007	30	46
Adrian Gonzalez	2008	36	32
Adrian Gonzalez	2009	40	27
Adrian Gonzalez	2010	31	33
Chase Headley	2012	31	31
Wil Myers	2017	30	29
<b>Manny Machado</b>	<b>2019</b>	<b>32</b>	<b>21</b>

- Suffered a torn medial patellofemoral ligament in his left leg on September 23 at TB...placed on 60-day DL on Sept. 24 for the remainder of the season...on Oct. 14 in California, Dr. Neal ElAttrache performed an arthroscopy and open reconstruction of the medial patellar femoral ligament...a hamstring tendon was used to graft a replacement for the ruptured ligament.

### 2012

- Began the season playing in 109 games for Bowie (AA) before having his contract selected by BAL on August 9 and making his ML debut that night against KC.
- Went 2-for-4 with a 3B in his ML debut, becoming the 1st Orioles position player to debut before age 21 since Eugene Kingsale on September 3, 1996.
- Homered twice in his 2nd ML game at 20 years, 35 days old...became the 1st player in modern ML history (since 1900) to hit 2 HR and a 3B in his 1st 2 career games in the majors...also became the youngest player in ML history to have a multi-HR game in either his 1st or 2nd career game.
- Became the 1st player since at least 1918 to hit 3 homers in his 1st 4 career games at age 20 or younger.
- Named Co-American League Player of the Week with BOS' Adrian Gonzalez for the week ending Aug. 12, becoming the youngest POW winner in either league and in the 10-year history of MLB's Player of the Week Award...was the 1st position player to be honored in his 1st week of eligibility and the youngest player ever to win the award.
- Became 2nd-youngest player (20.096) in ML history to homer in the postseason in Game 3 of the ALDS at NYY on October 10, 2012...was passed on the list by Bryce Harper 2 days later on October 12, 2012 (19.362).

- Named Eastern League Player of the Week for the week ending on August 5 prior to his call-up to the big leagues.
- Selected to his 2nd consecutive Futures Game roster.

### 2011

- Split the season between Delmarva (A) and Frederick (A)...in the 2nd half with the Keys, was 58-for-237 (.245) with 3 3Bs, 5 HR, 22 BB and 8 SB in 63 games.
- Following the season, ranked as the 2nd-best prospect in the Orioles system and the No. 11 prospect in all of baseball by *Baseball America*.
- Named the MVP of the Mills Cup with a HR and 7 RBI...in the playoffs, he went 11-for-32 (team-high .344) with 9 RBI, 11 hits, 4 2B, 1 HR, 5 XBH, a .447 OBP and .563 SLG.
- Selected to his 1st-career US roster for the Futures Game in Phoenix.

### 2010

- Named the best prospect in the Orioles organization by *Baseball America* following his 1st professional stint... homered for his 1st professional hit in his 2nd-career game on August 28 vs. DSL Rays (R).

### PERSONAL

- Married to Yainee, who is the sister of former Padres 1st baseman and current member of the Atlanta Braves, Yonder Alonso. The couple married on in the offseason in 2014 in Angers, France, right outside of Paris.
- Manny and Yainee have a dog named "Kobe" (named after Kobe Bryant).
- Yonder Alonso, whom Manny considers one of his best friends, introduced Manny to Yainee in 2009, when the three of them went to lunch one day after classes at the University of Miami. Yonder had taken Manny under his wing, and while they were training for the season together, Manny and Yainee became friends. In 2011, Yonder invited Manny to join them on a family vacation in Spain, and it was at that time when Yainee and Manny started dating.
- When he was 17, ate empanadas with then-teammate Bryce Harper while in Barquisimeto, Venezuela with the 2009 under-18 U.S. National Team for the Pan Am junior world championships. "Crushed them," Machado said.
- Graduated from Brito Miami Private High School and was drafted 3rd overall by the Orioles in 2010.
- Manny's grandfather, Francisco Nuñez, had the largest impact on his passion for baseball. He passed away during his senior year of high school and Machado writes his initials (FN) in the infield dirt as he takes the field every game.

# MANNY MACHADO



## MANNY MACHADO CAREER BATTING RECORD

SEASON	TEAM	AVG	G	AB	R	H	2B	3B	HR	RBI	BB	IBB	SO	SB	CS	OBP	SLG	OPS	PA	HBP	SAC	SF	GIDP
2010	ORI (R)	.143	2	7	1	1	0	0	1	2	0	0	1	0	0	.143	.571	.714	7	0	0	0	0
	ABD (A)	.345	7	29	2	10	1	1	0	3	3	0	2	0	0	.406	.448	.855	32	0	0	0	0
2011	DEL (A)	.276	38	145	24	40	8	2	6	24	23	4	25	3	1	.376	.483	.859	170	1	0	1	8
	FRE (A)	.245	63	237	24	58	12	3	5	26	22	0	48	8	5	.308	.384	.692	260	0	0	1	8
2012	BAL	.262	51	191	24	50	8	3	7	26	9	0	38	2	0	.294	.445	.739	202	0	1	1	6
	BOW (AA)	.266	109	402	60	107	26	5	11	59	48	0	70	13	4	.352	.438	.789	459	6	1	2	15
2013	BAL	.283	156	667	88	189	51	3	14	71	29	0	113	6	7	.314	.432	.746	710	2	9	3	15
2014	BAL	.278	82	327	38	91	14	0	12	32	20	2	68	2	0	.324	.431	.755	354	3	2	2	13
	FRE (A)	.667	3	12	5	8	4	1	0	2	1	0	1	1	0	.692	1.167	1.859	13	0	0	0	0
2015	BAL	.286	162	633	102	181	30	1	35	86	70	2	111	20	8	.359	.502	.861	713	4	2	4	17
2016	BAL	.294	157	640	105	188	40	1	37	96	48	9	120	0	3	.343	.533	.876	696	3	0	5	14
2017	BAL	.259	156	630	81	163	33	1	33	95	50	3	115	9	4	.310	.471	.782	690	1	0	9	17
2018	BAL	.315	96	365	48	115	21	1	24	65	45	12	51	8	1	.387	.575	.963	413	0	0	3	14
	LAD	.273	66	267	36	73	14	2	13	42	25	6	53	6	1	.338	.487	.825	296	2	0	2	12
2019	SD	.256	156	587	81	150	21	2	32	85	65	3	128	5	3	.334	.462	.796	661	6	0	3	24
<b>MLB Totals</b>		.279	1,082	4,307	603	1,200	232	14	207	598	361	37	797	58	27	.335	.483	.818	4,735	21	14	32	132
<b>Minors Totals</b>		.269	222	832	116	224	51	12	23	116	97	4	147	25	10	.349	.442	.791	941	7	1	4	31



### WILD CARD RECORD

DATE	TEAM	OPP	AVG	G	AB	R	H	2B	3B	HR	RBI	BB	IBB	SO	SB	CS	OBP	SLG	OPS	PA	HBP	SAC	SF	GIDP
10.5.12	BAL	@TEX	.333	1	3	0	1	0	0	0	1	0	0	1	0	0	.333	.333	.667	4	0	1	0	0
10.4.16	BAL	@TOR	.250	1	4	0	1	0	0	0	0	0	0	0	0	0	.250	.250	.500	4	0	0	0	0
<b>Career Totals</b>				.286	2	7	0	2	0	0	1	0	0	1	0	0	.286	.286	.571	8	0	1	0	0

### DIVISION SERIES RECORD

SEASON	TEAM	AVG	G	AB	R	H	2B	3B	HR	RBI	BB	IBB	SO	SB	CS	OBP	SLG	OPS	PA	HBP	SAC	SF	GIDP	
2012	BAL	.125	5	16	2	2	1	0	1	1	2	0	5	0	0	.222	.375	.597	19	0	1	0	1	
2018	LAD	.176	4	17	2	3	1	0	2	6	1	0	7	0	0	.222	.588	.810	18	0	0	0	1	
<b>Career Totals</b>				.152	9	33	4	5	2	3	7	3	0	12	0	0	.222	.485	.707	37	0	1	0	2

### CHAMPIONSHIP SERIES RECORD

SEASON	TEAM	AVG	G	AB	R	H	2B	3B	HR	RBI	BB	IBB	SO	SB	CS	OBP	SLG	OPS	PA	HBP	SAC	SF	GIDP
2018	LAD	.296	7	27	5	8	1	0	1	3	2	1	6	1	0	.367	.444	.811	30	1	0	0	3

### WORLD SERIES RECORD

SEASON	TEAM	AVG	G	AB	R	H	2B	3B	HR	RBI	BB	IBB	SO	SB	CS	OBP	SLG	OPS	PA	HBP	SAC	SF	GIDP
2018	LAD	.182	5	22	2	4	0	0	0	3	1	1	5	0	0	.208	.382	.390	24	0	0	1	0

### POSTSEASON (COMBINED)

SEASON	TEAM	AVG	G	AB	R	H	2B	3B	HR	RBI	BB	IBB	SO	SB	CS	OBP	SLG	OPS	PA	HBP	SAC	SF	GIDP	
2012	BAL	.158	6	19	2	3	1	0	1	2	2	0	6	0	0	.238	.368	.607	23	0	2	0	1	
2016	BAL	.250	1	4	0	1	0	0	0	0	0	0	0	0	0	.250	.250	.500	4	0	0	0	0	
2018	LAD	.227	16	66	9	15	2	0	3	12	4	2	18	1	0	.278	.394	.672	72	1	0	1	4	
<b>Career Totals</b>				.213	23	89	11	19	3	4	14	6	2	24	1	0	.268	.382	.650	99	1	2	1	5

### ALL-STAR RECORD

SEASON	TEAM	AVG	G	AB	R	H	2B	3B	HR	RBI	BB	IBB	SO	SB	CS	OBP	SLG	OPS	PA	HBP	SAC	SF	GIDP
2013	AL	.000	1	1	0	0	0	0	0	0	0	0	1	0	0	.000	.000	.000	1	0	0	0	0
2015	AL	.500	1	2	1	1	1	0	0	1	0	0	0	0	0	.500	1.000	1.500	2	0	0	0	0
2016	AL	.000	1	3	0	0	0	0	0	0	0	0	0	0	0	.000	.000	.000	3	0	0	0	0
2018	AL	.000	1	2	0	0	0	0	0	0	0	0	0	0	0	.000	.000	.000	2	0	0	0	0
<b>Career Totals</b>				.125	4	8	1	1	1	1	0	0	1	0	0	.125	.250	.375	8	0	0	0	0

### CAREER TRANSACTIONS

OPTIONS USED: 0/3

- 2010 Selected by BAL as a first-round selection (3rd overall) in the First-Year Player Draft
- 2018 Acquired by LAD from BAL in exchange for Breyvic Valera, Yusniel Diaz, Zach Pop, Dean Kremer and Rylan Bannon, July 18
- 2019 Signed by SD as a Major League free agent, February 21



# FRANCISCO MEJÍA

# 27

CATCHER

Height: 5-8

Bats: S

Weight: 188

Throws: R

meh-HE-uh  
 @FranMejia95  
 francisco\_miguell327

Full Name	Francisco Jose Mejia
Date of Birth	October 27, 1995 in Bani, Dominican Republic
Current Residence	Bani, Dominican Republic
2020 Opening Day Age	24
MLB Service Time	1.062
MLB Debut	September 1, 2017 @ DET (with CLE)
How Obtained	Acquired from CLE in exchange for Brad Hand and Adam Cimber on July 19, 2018
Contract Status	Signed through 2020

## QUICK HITS

**LOADING THE CANNON** In SB attempts in 2019, Mejía had an average velocity of 88.6 mph from behind the plate, the fastest of any catcher in the majors. His pop time to 2B of 1.95 seconds tied for the 9th-fastest. He had an average exchange of 0.77 seconds, ranking T-7th among ML catchers.

**HAVE A DEBUT** Became the 1st Padre to hit a HR in his 1st 2 at-bats in his 1st start on September 6, 2018 at CIN, and he was 1 of just 4 in MLB since 2008 to homer in each of his 1st 2 at-bats in his 1st start with a team.

**MULTI-HIT MEJÍA** Posted a 5-game multi-hit streak from August 4-11, 2019 (.650, 15-for-28), the longest streak by a Padre in 2019 and the longest since Everth Cabrera's 6-game multi-hit streak in 2013.

**PUTTING ON A CLINIC** Hit safely in 50 consecutive games in 2016 while in the Cleveland organization, the longest hitting streak in the minors since 1954 and tied for the 4th longest in minor league history.

**BACK TO THE FUTURE** Selected to the World roster for the SiriusXM All-Star Futures Game 3 times from 2016-18.

## 2019 SEASON

- Made his 1st-career Opening Day roster and spent the majority of the season with SD...also played in 18 games with El Paso (AAA).
- Slashed .265/.316/.438 and set career highs in games played (79), hits (60), runs (27), HR (8), RBI (22), BB (13), AVG (.265), SLG (.438), OPS (.754), BABIP (.319), XBH (21) and swing-and-miss percentage (25.5).
- Made 60 appearances (52 starts) behind the plate, catching 463.0 innings with a 4.80 catcher ERA and just 1 passed ball...also made 4 appearances (3 starts) in left field, recording 3 outs in 19.0 innings.
- In 22 games as a sub, he slashed .350/.381/.550, and as a starter, hit .257/.309/.427 over 57 games.
- His AVG sat at .200 (22-for-110) on July 16 in his first 37 games of the season before hitting .328 (38-for-116) to close out the campaign in his final 42 games.
- Reached base safely in 16-straight starts from May 1-July 13, including 1+ hit in 14 of those starts...hit safely in 8 straight starts from May 1-June 25, batting .345 (10-for-29).

## ACCOLADES

- Futures Game Selection (2016, '17, '18)
- Mid-Season All-Star (NYP in 2014, MID in 2016, EAS in 2017, INT in 2018)
- Post-Season All-Star (CAR in 2016, EAS in 2017)
- Arizona Fall League All-Prospect Team (2017)
- Arizona Fall League Rising Stars (2017, Glendale)
- MiLB.com Organization All-Star (2014, '15, '16, '17)
- Baseball American Double-A All-Star (Akron)
- Baseball America Minor League All-Star (Lynchburg)
- Eastern League Rookie of the Year (2017, Akron)
- MiLB.com Player of the Month (June, 2016, Lake County)

- Posted a career-high 6-game hit streak from July 18-25, batting .471 (8-for-17).
- Missed 34 games across 2 separate stints on the IL... missed 18 games from May 11-June 1 (sprained left knee) and 16 from Aug. 30-Sept. 17 (strained right oblique).
- While on a rehab assignment and after being optioned to ELP (June 1), he hit safely in 15 of his 18 games (.365) for the Chihuahuas with 8 2B, 2 3B, 4 HR, 12 RBI and 14 runs scored before being recalled on June 17.
- Entered 2019 rated as the No. 26 overall prospect by MLB Pipeline, No. 29 by ESPN.com and No. 32 by *Baseball America*.
- Also entered 2019 rated as the No. 2 catching prospect overall by MLB Pipeline and No. 3 by *Baseball America*.
- Among prospect rankings in the Padres system entering 2019, he was rated No. 3 by ESPN.com and No. 4 by *Baseball America* and MLB Pipeline.

## GREATEST AVERAGE ARM SPEED BY A CATCHER IN STOLEN BASE ATTEMPTS, 2019

Rank	Catcher	MPH
1	SD's Francisco Mejia	87.2
2	OAK's Sean Murphy	87.1
3	MIA's Jorge Alfaro	87.0
4	HOU's Martin Maldonado	86.3



## CAREER NOTES

### 2018

- Split the season between Columbus (AAA), El Paso (AAA), CLE and SD...acquired by SD from CLE on July 19 in exchange for LHP Brad Hand and RHP Adam Cimber.
- Began the season with CLB and appeared in 79 games, making 40 starts at catcher, 19 in LF and 5 in RF...slashed .279/.328/.426 with 22 2B, 7 HR, 45 RBI and 32 runs scored.
- Earned International League Mid-Season All-Star honors and was named IL Player of the Week on July 1.
- Selected to the World roster for the SiriusXM All-Star Futures game for the 3rd consecutive year.
- Recalled by CLE on July 14 and went 0-for-2 with two BB as the DH that same day vs. NYY before being optioned to CLB the next day.
- Acquired by SD on July 19 and optioned to ELP...made 26 starts at catcher for the Chihuahuas and slashed .328/.364/.582, hitting safely in 24 of his 31 games played.
- Recalled by SD on September 4 and made 10 starts behind the dish and 1 as the DH, slashing .185/.241/.389 with a 1.000 fielding percentage (0 errors in 107 total chances).
- Hit his 1st 2 career ML home runs on Sept. 6 at CIN, becoming the 1st Padre to ever hit a HR in his 1st 2 at-bats in his 1st start...became the 2nd Padre in club history to homer in 2 of his first 3 at-bats with the team (also: Seth Smith, 2 HR in 2014)...in the last 10 years, he's 1 of just 4 players to homer in each of his 1st 2 at-bats in his 1st start with a team (PHI Daniel Nova in 2017, CLE George Kottaras in 2014 and DET Jhonny Peralta in 2010).
- Hit a walk-off grand slam in the bottom of the 9th inning on Sept. 16 vs. TEX, becoming the 2nd rookie in Padre history to ever hit a walk-off GS (1st: Everth Cabrera on Aug. 9, 2009 vs. NYM) and the 7th Padre overall to ever hit a walk-off GS (last: Derek Norris on May 29, 2015 vs. PIT)...the only other rookie to hit a walk-off GS in 2018 was CHC's David Bote on Aug. 12 vs. WSH.
- Following the season, played in 19 games for the Dominican Winter League champion Estrellas de Oriente, winning their 1st championship in more than half a century.

### 2017

- Spent the majority of the season with Akron (AA), earning Eastern League Rookie of the Year honors...made his ML debut on September 1 and appeared in 11 games for CLE.
- Hit .297 (103-for-347) for AKR with 21 2B, 2 3B, 14 HR, 52 RBI, 52 runs scored and 7 steals across 92 games played.
- Named EL Rookie of the Year and earned EL Mid and Post-Season All-Star honors in his 1st year at the Double-A level.



- Finished 6th in the EL in average, 8th in SLG (.490) and OPS (.835)...led all EL catchers in assists and threw out 30 percent (18-of-60) of potential base stealers.
- Earned EL Player of the Week honors for the week ending on June 11, hitting .609/.640/1.391 with 5 multi-hit efforts, including 2 career-high 4 hit games on June 7 and June 11.
- Selected to the World roster for the SiriusXM All-Star Futures game for the 2nd consecutive year.
- Recalled by CLE on Sept. 1 and made his ML debut in the night game of a doubleheader as a PH...made his 1st defensive appearance at catcher on Sept. 3 and started at DH at CHW on Sept. 4.
- Made 3 appearances at catcher for CLE...was 1-for-7 as a PH and collected his 1ST hit on Sept. 4 at CHW, a single off James Shields (his lone start at DH in September).
- Named an MiLB.com Organization All-Star for CLE and was named to the *Baseball America* Post-Season Double-A All-Star team.

### 2016

- Split the season between Lake County (A) and Lynchburg (A) and hit a combined .342 (139-for-407) with 29 2B, 4 3B, 11 HR, 80 RBI and 63 runs across 102 games.
- Hit safely in 50 consecutive games from May 27-Aug. 13, the longest hitting streak in the minors since 1954 and tied for 4th-longest in minor league history.

# FRANCISCO MEJÍA



- Led all CLE farmhands in average and OPS (.896) and ranked 5th in RBI and hits...his .342 AVG was also 5th-highest in the minors (min. 400 PA).
- Selected to the World roster for the SiriusXM All-Star Futures game.
- Hit .419 (39/93) in June with 7 2B, 6 HR and 22 RBI in 23 games on his way to Topps June Player of the Month honors.
- Named an MiLB.com Organization All-Star for CLE and entered 2017 as the top organizational prospect and best hitter for average in the system, according to *Baseball America*.

## 2013-2015

- In **2015**, appeared in 109 of Lake County's (A) 137 games... his 53 RBI were 2nd-most among Captains players... started 52 games at catcher for Mahoning Valley in **2014** and led the team in hits (70), 3B (4) and total bases (101)... signed as an international free agent in July 2013 and made his professional debut with the AZL Indians (R) in **2013**, leading the club in AVG (32-for-105).

## PERSONAL

- Married to Sorivel. The couple have a son, Francisco Miguel, and a daughter, Sorianny.
- Studied at Las Carreras de Bani.
- Idolizes fellow Dominicans Robinson Canó and Manny Ramirez.



### FRANCISCO MEJÍA CAREER BATTING RECORD

SEASON	TEAM	AVG	G	AB	R	H	2B	3B	HR	RBI	BB	IBB	SO	SB	CS	OBP	SLG	OPS	PA	HBP	SAC	SF	GIDP
2013	IND (R)	.305	30	105	16	32	9	1	4	24	5	0	18	3	1	.348	.524	.872	113	2	1	0	1
2014	MV (A)	.282	66	248	32	70	17	4	2	36	18	1	47	2	4	.339	.407	.747	274	5	0	3	4
2015	LC (A)	.243	109	391	45	95	13	0	9	53	38	1	78	4	1	.324	.345	.670	446	10	5	2	7
2016	LC (A)	.347	60	239	41	83	17	3	7	51	15	3	39	1	0	.384	.531	.915	259	1	1	3	7
	LYN (A)	.333	42	168	22	56	12	1	4	29	13	0	24	1	2	.380	.488	.869	184	1	0	2	4
2017	CLE	.154	11	13	1	2	0	0	0	1	1	1	3	0	0	.214	.154	.368	14	0	0	0	0
	AKR (AA)	.297	92	347	52	103	21	2	14	52	24	1	53	7	2	.346	.490	.835	383	5	1	6	7
2018	CLE	.000	1	2	0	0	0	0	0	0	2	0	0	0	0	.500	.000	.500	4	0	0	0	0
	SD	.185	20	54	6	10	2	0	3	8	3	0	19	0	0	.241	.389	.630	58	1	0	0	2
	ELP (AAA)	.328	31	122	22	40	8	1	7	23	7	0	25	0	0	.364	.582	.946	132	1	0	2	1
	COL (AAA)	.279	79	305	32	85	22	1	7	45	18	2	58	0	0	.328	.426	.755	336	6	4	3	9
2019	SD	.265	79	226	27	60	11	2	8	22	13	1	56	1	1	.316	.438	.754	244	4	0	1	6
	ELP (AAA)	.365	18	63	14	23	8	2	4	12	5	0	10	0	0	.411	.746	1.157	73	2	0	3	3
<b>MLB Totals</b>		.244	111	295	34	72	13	2	11	31	19	2	78	1	1	.300	.414	.714	320	5	0	1	8
<b>Minors Totals</b>		.295	527	1988	276	587	127	15	58	325	143	8	352	18	10	.349	.462	.810	2200	33	12	24	43

### CAREER TRANSACTIONS

OPTIONS USED: 2/3

2012 Signed by CLE as an international free agent, July 2

2018 Acquired by SD from CLE in exchange for Brad Hand and Adam Cimber, July 19



# SETH MEJIAS-BREAN

# 24

**INFIELDER/  
OUTFIELDER**

<b>Full Name</b>	Seth Wayne Mejias-Brean
<b>Date of Birth</b>	April 5, 1991 in Tucson, Arizona
<b>Current Residence</b>	Chandler, Arizona
<b>2020 Opening Day Age</b>	29
<b>MLB Service Time</b>	0.027
<b>MLB Debut</b>	September 4, 2019 @ ARI (with SD)
<b>How Obtained</b>	Signed as a minor league free agent on November 9, 2018
<b>Contract Status</b>	Signed through 2020

**Height:** 6-2

**Bats:** R

**Weight:** 210

**Throws:** R

- meh-HE-us breen
- @smejiasb5
- smejiasbrean

## QUICK HITS

- Became the 5th player in SD history to have started at 3 different positions (1B, SS and 3B) in their 1st 3 career ML starts, all with SD, joining Jorge Velandia (1997), Gary Matthews Jr. (1999), Edgar Gonzalez (2008) and Callix Crabbe (2008)...he and Velandia are the only Padres to make such starts in only infield positions.
- On September 22, 2019 vs. ARI, had a career-high 3-hit game and hit a walk-off HR in the 10th, which was the Padres 5th (and last) walk-off win of the season.
- Became the 1st Padres player to have a hyphen in his last name.

## 2019 SEASON

- Spent the majority of the season with El Paso (AAA), where he set career highs in AVG (.316), OBP (.371), SLG (.455), hits (130), HR (11), RBI (66) and runs scored (69)... had his contract selected by SD on September 3, making his ML debut on Sept. 4 at ARI.
- His 130 hits tied with Michael Gettys for the ELP team lead.
- Hit .336 (130-for-411) at home and .295 (59-for-200) on the road.
- His lowest AVG in a calendar month was .280 in May...hit .322 in April, .420 in June, .309 in July and .283 in August.
- Logged his 1st ML hit on Sept. 11 vs. CHC...hit his 1st ML HR on Sept. 18 at MIL.
- Appeared in 14 games and made 6 starts (2 at 1B, 2 at SS and 2 at 3B)...in his 1st-career start on Sept. 11 vs. CHC, he started at 1B...in his 2nd-career start, he started at SS, and in his 3rd-career start, he started at 3B...he became the 5th player in Padres history to have started at 3 different positions in their 1st 3 career ML starts, all with SD, joining Jorge Velandia (1997), Gary Matthews Jr. (1999), Edgar Gonzalez (2008) and Callix Crabbe (2008)...Mejias-Brean and Velandia are the only Padres to make such starts in only infield positions.
- On Sept. 22 vs. ARI, he had a career-high 3-hit game and hit a walk-off HR in the 10th, which was the Padres 5th (and last) walk-off win of the season.
- Both of his HR and all 5 of his RBI came vs. RHP, against which he had a .571 SLG...had a .333 SLG vs. LHP.

## ACCOLADES

MiLB.com Organization All-Star (2013, '14, 18)

Pioneer League Post-Season All-Star (2012, Billings)

## CAREER NOTES

### 2018

- Split the season between Tacoma (AAA) and Arkansas (AA), hitting 10 HR and logging 56 RBI in 129 games, en route to being named a SEA Organizational All-Star by MiLB.com.
- After being promoted to TAC on May 15, hit .266 (93-for-350) and owned a .348 OBP with 42 BB...logged the 6th-most hits (93) and RBI (44) on the club.
- His SEA MiLB.com Organization All-Star honor was the 3rd time he's received such an award (2013-14 with CIN).

### 2017

- Began the season with Louisville (AAA) and was acquired by SEA from CIN on May 1...split the remainder of the season between TAC and ARK, owning a .328 OBP between the 3 clubs, accruing 32 BB.

### 2012-2016

- Appeared in 127 games with Louisville (AAA) in **2016**, hitting .228 and playing 19 games at 1B (15 starts) and 102 games at 3B (98 starts)...spent the entire **2015** campaign with Pensacola (AA), appearing in 122 games with a career-high 9 SB...named a CIN Organization All-Star by MiLB.com in **2014**, appearing in a combined 134 games between Bakersfield (A) and Pensacola (AA), logging a career-high 14 HR, 79 runs scored and 76 BB...split the **2013** campaign between Dayton (A) and Bakersfield (A) and received the Chief Bender Award as the CIN Minor League Player of the Year as well as Organizational All-Star honors by MiLB.com...made his professional debut in **2012** with Billings (R) and was named a Pioneer League All-Star after hitting .313 (56-for-179) with 12 2B, 2 3B, 8 HR and 40 RBI.





**NON-ROSTER  
INVITEE**

### PERSONAL

- Son of Lisa Mejias-Brean and Kevin Brean, and he has 2 siblings, Beau and Luke.
- He and his wife, Haley, have a son, Beckett, born on October 2, 2018. The family has a dog named Cloey.
- Graduated from Cienega (AZ) High School in 2009 where he earned 4 varsity letters in baseball and 3 in football and basketball, respectively.
- Spent 3 seasons with the University of Arizona, where he contributed to their 2012 National Championship, which he considers his biggest baseball accomplishment.
- Enjoys listening to Justin Timberlake's music. His favorite TV show is *Game of Thrones*, and his favorite movie is *Step Brothers*.

### SETH MEJIAS-BREAN CAREER BATTING RECORD

SEASON	TEAM	AVG	G	AB	R	H	2B	3B	HR	RBI	BB	IBB	SO	SB	CS	OBP	SLG	OPS	PA	HBP	SAC	YF	GIDP
2012	BIL (R)	.313	46	179	35	56	12	2	8	40	21	0	29	6	0	.389	.536	.925	203	2	0	1	1
2013	BAK (A)	.308	3	13	3	4	1	0	1	3	0	0	1	0	0	.308	.615	.923	13	0	0	0	1
	DAY (A)	.305	127	479	70	146	35	3	10	79	55	0	83	3	2	.381	.453	.834	545	6	2	3	12
2014	BAK (A)	.300	69	267	56	80	8	3	11	45	44	0	49	7	1	.396	.476	.872	313	0	0	2	9
	PNS (AA)	.235	65	226	23	53	7	2	3	22	32	0	50	1	4	.333	.323	.656	264	2	3	1	5
2015	PNS (AA)	.247	122	405	41	100	18	5	6	53	63	0	96	9	3	.352	.360	.712	475	4	0	3	14
2016	LOU (AAA)	.228	127	435	41	99	18	1	6	45	31	0	91	5	3	.290	.315	.605	480	8	4	2	17
2017	ARK (AA)	.268	74	291	31	78	8	2	3	42	22	1	71	4	1	.328	.340	.668	323	6	0	4	8
	TAC (AAA)	.271	19	70	15	19	6	1	1	7	7	0	13	1	0	.338	.429	.766	77	0	0	0	4
	LOU (AAA)	.262	16	61	6	16	1	0	0	1	3	0	9	0	1	.318	.279	.597	66	2	0	0	4
2018	ARK (AA)	.238	33	126	13	30	5	1	2	12	11	0	28	1	1	.304	.341	.646	138	1	0	0	1
	TAC (AAA)	.266	96	350	45	93	13	3	8	44	42	0	67	4	2	.348	.389	.736	400	4	0	4	9
2019	SD	.233	14	30	3	7	2	0	2	5	3	0	9	0	0	.303	.500	.803	33	0	0	0	1
	ELP (AAA)	.316	117	411	69	130	18	3	11	66	33	1	79	4	2	.371	.455	.826	448	3	0	1	8
<b>MLB Totals</b>		.233	14	30	3	7	2	0	2	5	3	0	9	0	0	.303	.500	.803	33	0	0	0	1
<b>Minors Totals</b>		.273	914	3313	448	904	150	26	70	459	364	2	665	46	20	.350	.397	.747	3745	38	9	21	93

### CAREER TRANSACTIONS

**OPTIONS USED: 0/3**

- 2012 Signed by CIN as an eighth-round selection in the First-Year Player Draft
- 2017 Acquired by SEA from CIN in exchange for cash considerations, May 1
- 2018 Signed by SD as a minor league free agent, November 9



# EVAN MILLER

# 68

**RIGHT-HANDED  
PITCHER**

Height: 6-2

Bats: R

Weight: 197

Throws: R

@Evan\_Miller14

evanmiller14

Full Name	Evan Carl Miller
Date of Birth	May 23, 1995 in LaPorte, Indiana
Current Residence	LaPorte, Indiana
2020 Opening Day Age	24
MLB Service Time	0.000
How Obtained	Signed as a 22nd-round selection in the 2016 First-Year Player Draft
Contract Status	Signed through 2020

## QUICK HITS

- In 2019 between Lake Elsinore (A), Amarillo (AA) and El Paso (AAA), set career highs in 46 relief appearances, saves (15) and strikeouts (69) across 62.1 inning pitched.
- In the 1st half of the 2019 season, posted a 1.15 ERA (4 ER, 31.1 IP) in 23 games with Lake Elsinore (A), en route to being named to the California League Mid-Season All-Star team.

## 2019 SEASON

- Between Lake Elsinore (A), Amarillo (AA) and El Paso (AAA), owned a 3.74 ERA (24 ER, 62.1 IP) in 46 appearances (all in relief), setting career bests in appearances, saves and strikeouts.
- Began the season with LE, posting a 1.15 ERA (4 ER, 31.1 IP) with a .120 opponent AVG in 23 games with the Storm, en route to being named to the CAL Mid-Season All-Star team.
- With LE, left-handed batters hit just .067 against him (2-for-30) while righties hit .143 (11-for-77).
- Promoted to AMA on June 17 and posted a 4.39 ERA across 19 Double-A appearances...had 10.5 SO/9 and the Sod Poodles went 13-6 in games in which he appeared.
- Assigned to ELP on September 4, where he made 4 appearances and allowed 7 runs (all earned) in 4.1 IP to finish the season.
- Opponents hit just .209 against him between the 3 clubs with a 1.14 WHIP.

## ACCOLADES

California League Mid-Season All-Star (2019, Lake Elsinore)

## CAREER NOTES

### 2018

- Spent the full season with Fort Wayne (A) and made 41 appearances with a 2.54 ERA (18 ER, 63.2 IP) and a career-best 1.04 WHIP.
- Fanned 61 batters and walked just 12 for a career-best 5.08 SO/BB ratio.
- Threw 8 wild pitches, the most he's thrown in single season in his career.
- Between April and May to start the season, he had a 0.42 ERA (1 ER, 21.2 IP) with a .129 opponent AVG in 12 appearances (all in relief).

### 2016-2017

- Split the **2017** campaign between Tri-City (A) and Fort Wayne (A), owning a collective 4.17 ERA (21 ER, 45.1 IP) in 24 games...in his 1st professional season in **2016**, divided the season between TC and FW for a 2.05 ERA in 19 relief appearances.

## PERSONAL

- Son of David and Sherree Miller. Has 2 siblings, Matthew and Claire.
- Went to LaPorte High School in LaPorte, Ind., and he was First Team All-Duneland Athletic League (DAL), DAL Most Valuable Pitcher, District Player of the Year, All-Area Honorable Mention and an Honorable Mention All-State in 2014.
- Attended Indiana Purdue University Fort Wayne (Indiana) for the 2015 and 2016 seasons and had a 10-10 record with a 5.38 ERA and 165 career strikeouts for the Mastodons. He holds the school record for strikeouts in a season with 94 in 2015.



**NON-ROSTER  
INVITEE**



**EVAN MILLER CAREER PITCHING RECORD**

SEASON	TEAM	W	L	ERA	G	GS	CG	SHO	SV	IP	H	R	ER	HR	HB	BB	IBB	SO	WHIP	AVG	AB	WP	BK	GIDP	TBF	NP-S
2016	FW (A)	0	0	1.93	4	0	0	0	0	4.2	4	1	1	0	0	2	0	4	1.29	.250	16	0	0	1	18	66 - 43
	TRI (A)	1	3	2.08	15	0	0	0	2	26.0	16	9	6	1	0	15	0	25	1.19	.163	98	3	0	0	113	284 - 183
2017	FW (A)	1	1	6.48	12	0	0	0	0	25.0	31	21	18	0	0	11	1	18	1.68	.301	103	0	0	2	116	402 - 252
	TRI (A)	2	3	1.33	12	0	0	0	1	20.1	17	6	3	1	1	3	0	18	0.98	.239	71	0	0	4	79	221 - 158
2018	FW (A)	5	6	2.54	41	0	0	0	6	63.2	54	28	18	3	1	12	4	61	1.04	.236	229	8	0	9	251	887 - 608
2019	AMA (AA)	1	2	4.39	19	0	0	0	5	26.2	26	14	13	3	0	8	0	31	1.28	.255	102	2	0	2	112	429 - 284
	LE (A)	2	1	1.15	23	0	0	0	10	31.1	13	5	4	1	1	9	0	34	0.70	.121	107	1	0	1	118	408 - 256
	ELP (AAA)	0	0	14.54	4	0	0	0	0	4.1	9	7	7	1	1	6	0	4	3.46	.429	21	0	0	1	28	104 - 59
<b>Minors Totals</b>		<b>12</b>	<b>16</b>	<b>3.12</b>	<b>130</b>	<b>0</b>	<b>0</b>	<b>0</b>	<b>24</b>	<b>202.0</b>	<b>170</b>	<b>91</b>	<b>70</b>	<b>10</b>	<b>4</b>	<b>66</b>	<b>5</b>	<b>195</b>	<b>1.17</b>	<b>.228</b>	<b>747</b>	<b>14</b>	<b>0</b>	<b>20</b>	<b>835</b>	<b>2,801 - 1,843</b>

**CAREER TRANSACTIONS**

**OPTIONS USED: 0/3**

2016 Signed by SD as a 22nd-round selection in the First-Year Player Draft



# OWEN MILLER

# 92

**INFILDER/  
OUTFIELDER**

Height: 5-11

Bats: R

Weight: 197

Throws: R

@OwenMiller8

owenmiller8

Full Name	Owen Robert Miller
Date of Birth	November 15, 1996 in Mequon, Wisconsin
Current Residence	Fredonia, Wisconsin
2020 Opening Day Age	23
MLB Service Time	0.000
How Obtained	Signed as a third-round selection in the 2018 First-Year Player Draft
Contract Status	Signed through 2020

## QUICK HITS

- Hit .290 for Amarillo in 2019 and led the Texas League in hits (147) and set career highs in games played (130), 2B (28), HR (13), RBI (68), BB (46) and SB (5).
- Played for the Peoria Javelinas in the 2019 Arizona Fall League.

## 2019 SEASON

- Spent the entire season with Amarillo (AA) where his 147 hits headlined the Texas League and his .290 AVG (147-507) ranked T-7th.
- In his 2nd professional season, posted a .355 OBP, .430 SLG and .785 OPS...also set career highs in games played (130), hits (147), 2B (28), HR (13), RBI (68), BB (46) and SB (5).
- Led the Sod Poodles in games played, hits and BB and ranked 2nd in runs scored (76), 2B, RBI...among qualifying teammates, he ranked 2nd on the club in OBP, 3rd in AVG and 4th in OPS.
- His 218 total bases ranked 2nd in the TL only to teammate Edward Olivares' 221 TB.
- Named a TL Mid-Season All-Star after batting .309 (89-for-288) with 15 2B, 8 HR, 40 RBI and 36 runs scored in the 1st half of the season...started at SS in the All-Star game in Tulsa, Okla.
- Dubbed TL Player of the Week for the weeks ending June 16 and August 4...from June 10-16, he batted .565 (13-for-23) over 6 games.
- Hit .347 against left-handed pitchers and .276 vs. righties.
- Became first player in AMA franchise to record a 4-hit game on May 13 vs. Midland.
- Started all 10 games for the Sod Poodles during their TL postseason title run...went 11-for-43 (.256) and logged 3 multi-hit games.
- Following the season, was named a *Baseball America* Double-A All-Star and an MiLB.com Organizational All-Star for SD.
- Played for the Peoria Javelinas in the Arizona Fall League, though he went just 12-for-68 (.176) in 18 games.

## ACCOLADES

MiLB.com Organization All-Star (2019, SD)

Mid-Season All-Star (2018 Northwest League & 2019 Texas League)

*Baseball America* Double-A All-Star (2019, Amarillo)

## CAREER NOTES

### 2018

- Divided his 1st professional season between Fort Wayne (A) and Tri-City (A), batting .336 (100-for-298) with 19 2B, 3 3B, 4 HR, 33 RBI, 19 BB.
- Began the season with TRI, batting .335 (64-for-191) in 49 games with the Dust Devils.
- Hit .335 in the 1st half of the season (64-for-191) with a .395 OBP and .440 SLG, en route to being named a Northwest League Mid-Season All-Star.
- Promoted to FW on August 8, and in 26 games through the end of the season, slashed .336/.368/.495 with 11 2B, 2 HR and 13 RBI.
- Joined San Antonio (AA) on September 5 for their postseason run, slashing .257/.297/.400 in 8 postseason contests with 2 2B and 1 HR.

## PERSONAL

- Son of Thomas and Rose Miller. Has 2 younger siblings, Loren and Noah.
- Went to Ozaukee High School in Fredonia, Wisc., where he played baseball, football and basketball. He was a 1st-team all-conference selection in basketball his junior and senior years, and 2nd-team all-conference as a sophomore. Broke the school's scoring record with 1,115 career points and was named the baseball team's MVP and a 2nd-team all-conference selection as a freshman. Stopped playing basketball for Ozaukee after his freshman year to focus on travel baseball.
- Attended Illinois State University, where he majored in business administration. In his junior year, he was named to the All-Missouri Valley Conference First Team, First Team All-Region and Third Team All-American by ABCA/Rawlings.



**NON-ROSTER  
INVITEE**



**OWEN MILLER CAREER BATTING RECORD**

SEASON	TEAM	AVG	G	AB	R	H	2B	3B	HR	RBI	BB	IBB	SO	SB	CS	OBP	SLG	OPS	PA	HBP	SAC	SF	GIDP
2018	FW (A)	.336	26	107	18	36	11	0	2	13	4	0	17	0	0	.368	.495	.864	114	2	0	1	3
	TRI (A)	.335	49	191	22	64	8	3	2	20	15	1	24	4	4	.395	.440	.835	216	6	1	3	3
2019	AMA (AA)	.290	130	507	76	147	28	2	13	68	46	1	86	5	5	.355	.430	.785	560	6	0	1	15
Minors Totals		.307	205	805	116	247	47	5	17	101	65	2	127	9	9	.367	.441	.808	890	14	1	5	21

**CAREER TRANSACTIONS**

**OPTIONS USED: 0/3**

2018 Signed by SD as a third-round selection in the First-Year Player Draft



# ADRIAN MOREJON

# 50

**LEFT-HANDED  
PITCHER**

Height: 5-11    Bats: L

Weight: 224    Throws: L

more-eh-HONE  
 @adrian\_morejon3  
 adrianmorejon40

Full Name	Adrian Morejon Garcia
Date of Birth	February 27, 1999 in Havana, Cuba
Current Residence	Port Au Prince, Haiti
2020 Opening Day Age	21
MLB Service Time	0.071
MLB Debut	July 21, 2019 @ CHC (wish SD)
How Obtained	Signed as an international free agent on July 7, 2016
Contract Status	Signed through 2020

## QUICK HITS

- Entering the 2020 season, ranked by *Baseball America* as the No. 89 overall prospect, the Padres No. 6 prospect and the Padres No. 3 pitching prospect.
- Made his ML debut on July 21 at CHC, becoming the 3rd player from the 2016 International Signing Class to make his ML debut, behind only TOR's RHP Elvis Luciano and INF/OF Lourdes Gurriel Jr.
- At 20 years, 144 days old, Morejon became the 2nd-youngest Padre to making his pitching debut, behind only Jay Franklin (18 years, 172 days old on September 4, 1971).
- Selected to the 2019 Futures Game in Cleveland along with Padres farmhands LHP Mackenzie Gore and RHP Luis Patiño. Tossed a scoreless inning of relief, allowing 2 hits, and the trio combined for 3.2 scoreless innings of 2-hit ball.

## 2019 SEASON

- Began his 2019 campaign in Amarillo (AA) where he went 0-4 with a 4.25 ERA (17 ER, 36.0 IP) in a career-high 16 starts with a .215 opponent AVG, 44 SO and 15 BB.
- The 20-year-old left-hander had his contract selected on July 21 and made his ML debut in a start against CHC at Wrigley Field that same day...allowed just 1 run (earned) on 3 hits in 2.1 IP with 1 SO...did not factor in the decision in what would eventually be a Padres' 5-1 win.
- Became the 3rd player from the 2016 International Signing Class to make his ML debut, behind only RHP Elvis Luciano and INF/OF Lourdes Gurriel Jr. of the Toronto Blue Jays...at 20 years, 144 days old, he became the 2nd-youngest Padre to making his pitching debut, behind only Jay Franklin at 18 years, 172 days old on September 4, 1971.
- At the time of his debut, Morejon was the 3rd-best pitching prospect in the Padres system (No. 4 overall) by MLB.com and No. 48 among all ML prospects...listed as an Honorable Mention in Keith Law's midseason Top 50 prospects update during the All-Star break and entered 2019 rated as the No. 46 overall prospect by ESPN.com, No. 49 by MLB.com and No. 52 overall by *Baseball America*.

## ACCOLADES

Futures Game World Selection (2019, SD)

California League Mid-Season All-Star (2018, Lake Elsinore)

- Made his 1st ML relief appearance on July 25 at NYM, tossing 1.0 scoreless inning with 1 hit allowed and 1 SO... went on to make 2 more relief appearances in 2019.
- Made his 2nd-career start and his Petco Park debut on July 28 vs. SF (1.2 IP), 2 ER, 2 H, 3 BB) but did not factor into SD's 7-6 loss...4 of his 5 ML appearances were on the road (6.1 IP).
- Posted a 6.75 ERA with a .294 opponent AVG in 4.0 IP as a starter and a 13.50 ERA with a .455 opponent AVG in 4.0 IP as a reliever.
- Placed on the 10-Day IL on August 8 with a left shoulder impingement...was transferred to the 60-Day IL on Sept. 16 and missed the remainder of the season.

## CAREER NOTES

### 2018

- Spent the majority of the season with Lake Elsinore (A), going 4-4 in 13 appearances (all starts) with the Storm and posting a 3.30 ERA (23 ER, 62.2 IP).
- Made 2 stints on the 7-day DL, making 1 rehab start with AZL Padres 1 (R), working 2.2 IP and fanning 4.
- His 74 SO, 3.44 ERA and 65.1 IP between AZL 1 and LE set career highs in a single season.

### 2017

- Split his 1st professional campaign between Tri-City (A) and Fort Wayne (A), making 13 appearances (all starts) while posting a 3.86 ERA (27 ER, 63.0 IP).
- Began the season with TC, logging 35 SO against 3 BB in 35.1 innings of work for the Dust Devils.
- Made his 1st postseason appearance with FW, starting 2 games with a 8.22 ERA (7 ER, 7.2 IP) with 5 BB and 7 SO.



### ADRIAN MOREJON CAREER PITCHING RECORD

SEASON	TEAM	W	L	ERA	G	GS	CG	SHO	SV	IP	H	R	ER	HR	HB	BB	IBB	SO	WHIP	AVG	AB	WP	BK	GDP	TBF	NP-S
2017	FW (A)	1	2	4.23	6	6	0	0	0	27.2	28	14	13	2	1	13	0	23	1.48	.264	106	4	0	3	120	490 - 303
	TRI (A)	2	2	3.57	7	7	0	0	0	35.1	37	14	14	2	2	3	0	35	1.13	.266	139	5	2	2	146	505 - 338
2018	LE (A)	4	4	3.30	13	13	0	0	0	62.2	54	27	23	6	4	24	0	70	1.24	.233	232	1	0	5	263	1,005 - 631
	SD1 (R)	0	1	6.75	1	1	0	0	0	2.2	5	2	2	0	0	0	0	4	1.88	.385	13	0	1	0	13	N/A - N/A
2019	SD	0	0	10.13	5	2	0	0	0	8.0	15	9	9	1	0	3	0	9	2.25	.385	39	0	0	0	42	154 - 102
	AMA (AA)	0	4	4.25	16	16	0	0	0	36.0	29	20	17	3	3	15	0	44	1.22	.215	135	2	0	0	154	596 - 377
MLB Totals		0	0	10.13	5	2	0	0	0	8.0	15	9	9	1	0	3	0	9	2.25	.385	39	0	0	0	42	154 - 102
Minors Totals		7	13	3.78	43	43	0	0	0	164.1	153	77	69	13	10	55	0	176	1.27	.245	625	12	3	10	696	2,596 - 1,649

### CAREER TRANSACTIONS

OPTIONS USED: 0/3

2016 Signed by SD as an international free agent, July 7



# ANDRES MUÑOZ

# 52

**RIGHT-HANDED  
PITCHER**

Height: 6-2

Bats: R

Weight: 243

Throws: R

MOON-yoes

andresmunoz64

Full Name	Andres Clemente Muñoz Apodaca
Date of Birth	January 16, 1999 in Los Mochis, Mexico
Current Residence	Los Mochis, Mexico
2020 Opening Day Age	21
MLB Service Time	0.080
MLB Debut	July 12, 2019 vs. ATL (with SD)
How Obtained	Signed as an international free agent on July 7, 2015
Contract Status	Signed through 2020

## QUICK HITS

**FROM BASEBALL AMERICA** Entering the 2020 season, ranked by *Baseball America* as the Padres No. 7 overall prospect and the Padres No. 4 pitching prospect.

**THE HEAT IS ON** Topped out with a 102.8 MPH pitch on August 10, 2019 vs. COL, which is the fastest thrown pitch by a Padre in the Statcast Era (since '15). STL's Jordan Hicks accounted for the 21 hardest thrown balls, ranging from 104.3 to 103.0 MPH. MIA's Tayron Guerrero was the hurler to throw the next hardest pitch (102.9 MPH on June 12, 2019 vs. STL), followed by Muñoz's 102.8 pitch.

**YOUTH MOVEMENT** Earned his 1st ML save on August 29 at SF, becoming the youngest Padre in franchise history to earn a save at 20 years, 230 days old. The last ML pitcher to earn a save at 20 years old-or-younger was TOR's Roberto Osuna on Sept. 18, 2015 at BAL (20 years, 233 days old).

## 2019 SEASON

- Split the 2019 campaign between Amarillo (AA), El Paso (AAA) and SD, making 35 minor league appearances and 22 at the Major League level.
- Began the season with AMA and earned the save in his 1st appearance...gave up an earned run in 3 consecutive outings from April 9-14 before holding opponents scoreless in his next 10 appearances.
- Allowed just 1 ER in 9.1 IP on the road (0.96 ERA) with 20 SO against 3 BB.
- Earned saves in 3 straight outings from May 12-17.
- Tossed a 1-2-3 9th inning on May 15 where his final fastball clocked in at 104 MPH before striking out Greg Deichmann with an 85 MPH slider...his final 2 fastballs came in at 103 and 104 MPH.
- Prior to the All-Star break, he pitched to a 1.72 ERA in 15 outings and converted 4 of his 5 SVO.
- Promoted to ELP on May 21 and did not given up a run through his first 5 outings and 5.1 IP...held opponents scoreless in 11 of his 19 Triple-A appearances.
- Had his contract selected by SD on July 12...was ranked as the Padres' No. 18 prospect by MLB Pipeline.

## ACCOLADES

Arizona Fall League All-Prospect Team (2017, Peoria)

- Made his ML debut on July 12 vs. ATL, tossing a scoreless inning with 1 BB and 1 SO...his 101.9 MPH pitch thrown in his debut set the Padres record for the fastest thrown in the Statcast era (broken by his own 102.8 MPH pitch on August 10, 2019 vs. COL).
- Posted a 9.0-innings scoreless streak over his first 7 outings to begin his ML career, during which he held opponents to a .097 AVG with 11 SO against 2 BB.
- Held an 11.2-scoreless inning streak through his first 11 appearances at Petco Park to begin his career (July 12-Sept. 7)...in 12 games at home, he pitched to a 2.13 ERA (3 ER, 12.2 IP) with 16 SO against 6 BB.
- Tossed a career-high 2.0 innings on July 18 at MIA and struck out a career-high-tying 3 twice (July 18 at MIA and Sept. 1 at SF).
- Tagged with his 1st-career losing decision on August 7 at SEA and his 1st-career win in his next outing on August 10 vs. COL.
- Did not give up a HR until his 21st outing and 2nd-to-last appearances of the season on Sept. 10 vs. CHC...gave up 2 HR in 1.0 IP, and he allowed a career-high-tying 3 ER in each of his last 2 outings to finish the season.
- 12 of his 22 appearances came in the 8th inning...in the 7th inning-or-later, opponents hit just .208 (16-for-77) against him.
- Relied on 4 pitches: four-seamer (66.1%), slider (32.5%), sinker (0.7%) and cutter (0.7%)...opponents went just 2-for-31 (.065) against his slider with 18 SO, inducing a 51.4 SO% while whiffing 46.3% of the time off this pitch...his four-seamer averaged at 99.9 MPH, the 2nd-highest average velocity for a four-seamer behind only STL Jordan Hicks' (100.9 MPH).

## CAREER NOTES

### 2018

- Split the campaign between Tri-City (A) and San Antonio (AA), allowing just 2 earned runs across 25 total relief appearances (0.73 ERA).





- Limited opponents to a .139 AVG with a 0.97 WHIP.
- Began the season with TC and did not allow a hit in 5 outings and 5.2 scoreless innings.
- Promoted to SA on June 29 and was scoreless in his 1st 10 appearances and 9.2 IP, converting all 5 of his SVO.
- Was scoreless through his 1st to 2 Texas League postseason appearances, allowing just 1 hit...blew the save and was tagged with the loss in Game 2 of the TL championship series (0.2 IP, H, 2 ER, 3 BB).

## 2017

- Spent the majority of the season with Tri-City (A), going 3-0 with a 3.80 ERA (10 ER, 23.2 IP) and a .176 opponent AVG.
- Assigned to FW on August 29 and received his 1st postseason action, earning the win in his postseason debut on Sept. 7 vs. Bowling Green.
- Pitched in the Arizona Fall League following this season and was named to the AFL All-Prospect Team...pitched in 9 games and allowed just 1 earned run on 4 hits over his 8.2 IP, striking out 11 and walking 2.

## 2016

- Made his professional debut with the Rookie-Level AZL Padres, going 1-1 with a 5.49 ERA (12 ER, 19.2 IP) across 16 appearances (1 start).



## PERSONAL

- Incorporated swimming into his exercise routine consistently from 15 to 17 years old to help strengthen both his arm and body as a whole. He simultaneously honed in his lower half by competing in long-distance running and triple jump events.
- His two older brothers, Miguel and Helmer, are javelin throwers at the Monterrey Institute of Technology.

## ANDRES MUÑOZ CAREER PITCHING RECORD

SEASON	TEAM	W	L	ERA	G	GS	CG	SHO	SV	IP	H	R	ER	HR	HB	BB	IBB	SO	WHIP	AVG	AB	WP	BK	GIDP	TBF	NP-S
2016	PAD (R)	1	1	5.49	16	1	0	0	0	19.2	16	16	12	1	0	16	0	26	1.63	.213	75	11	0	2	93	N/A - N/A
2017	FW (A)	0	0	3.86	3	0	0	0	0	2.1	2	1	1	0	0	2	0	3	1.71	.222	9	2	0	1	11	55 - 32
	TRI (A)	3	0	3.80	21	0	0	0	1	23.2	15	13	10	2	2	16	0	35	1.31	.176	85	5	1	2	104	374 - 225
2018	SA (AA)	2	1	0.95	20	0	0	0	7	19	11	2	2	0	0	11	0	19	1.16	.175	63	0	0	3	74	302 - 193
	TRI (A)	0	0	0.00	5	0	0	0	0	5.2	0	0	0	0	0	2	0	9	0.35	.000	16	0	0	0	18	81 - 51
2019	SD	1	1	3.91	22	0	0	0	1	23	16	10	10	2	0	11	0	30	1.17	.188	85	1	1	3	97	416 - 269
	AMA (AA)	0	2	2.16	16	0	0	0	4	16.2	9	10	4	1	3	11	0	34	1.20	.153	59	3	1	0	75	332 - 202
	ELP (AAA)	3	2	3.79	19	0	0	0	2	19	16	8	8	3	4	7	0	24	1.21	.235	68	3	2	3	80	310 - 192
<b>MLB Totals</b>		<b>1</b>	<b>1</b>	<b>3.91</b>	<b>22</b>	<b>0</b>	<b>0</b>	<b>0</b>	<b>1</b>	<b>23</b>	<b>16</b>	<b>10</b>	<b>10</b>	<b>2</b>	<b>0</b>	<b>11</b>	<b>0</b>	<b>30</b>	<b>1.17</b>	<b>.188</b>	<b>85</b>	<b>1</b>	<b>1</b>	<b>3</b>	<b>97</b>	<b>416 - 269</b>
<b>Minors Totals</b>		<b>9</b>	<b>6</b>	<b>3.14</b>	<b>100</b>	<b>1</b>	<b>0</b>	<b>0</b>	<b>14</b>	<b>106</b>	<b>69</b>	<b>50</b>	<b>37</b>	<b>7</b>	<b>9</b>	<b>65</b>	<b>0</b>	<b>150</b>	<b>1.26</b>	<b>.184</b>	<b>375</b>	<b>24</b>	<b>4</b>	<b>11</b>	<b>455</b>	<b>1,454 - 895</b>

## CAREER TRANSACTIONS

OPTIONS USED: 0/3

2015 Signed by SD as an international free agent, July 7



# WIL MYERS

# 4

**OUTFIELDER/  
INFILDER**

Height: 6-3    Bats: R  
Weight: 207    Throws: R

@wilmyers  
 wil\_myers

<b>Full Name</b>	William Bradford Myers
<b>Date of Birth</b>	December 10, 1990 in Thomasville, North Carolina
<b>Current Residence</b>	Thomasville, North Carolina
<b>2020 Opening Day Age</b>	29
<b>MLB Service Time</b>	6.104
<b>MLB Debut</b>	June 18, 2013 @ BOS (with TB)
<b>How Obtained</b>	Acquired from TB with G. Reyes, J. Castillo and R. Hanigan as part of 11-player, three-team trade that sent B. Smith, R. Rivera and J. Bauers to TB and J. Ross and PTBNL (T. Turner) to WSH on December 19, 2014
<b>Contract Status</b>	Signed through 2022 (club option for 2023)

## QUICK HITS

**100+ CLUB** Hit his 100th-career HR on April 15, 2019 vs. COL off Scott Oberg. He has hit 95 HR with the Padres, and with 5 more, he'd become the 8th player in club history to reach the 100-HR mark (next most is Ken Caminiti's 121 HR with SD).

**CYCLE MAN** On April 11, 2017 at COL, hit the 1st cycle of the 2017 MLB season, the 2nd in Padres history and the 313th in MLB history. Prior to Myers' cycle, a Padre had fallen 1 hit shy of a cycle 384 times, including 280 times missing the triple.

**HEY NOW, WIL'S AN ALL-STAR** Earned 2016 National League All-Star honors for SD at Petco Park, starting at DH and batting cleanup (1-for-3, 2B).

**BANNER YEAR** Set career highs in nearly every offensive category in 2016 and became the 1st Padre in team history to post a season with 25-or-more 2B, HR and SB. He was 1 of just 3 in MLB in 2016 to post those numbers, joining Mookie Betts (42 2B, 31 HR, 26 SB) and Mike Trout (32 2B, 29 HR, 30 SB).

**YOU CAN CALL ME ROY, BUT I'M WIL** Named 2013 American League Rookie of the Year for the Tampa Bay Rays, becoming the 1st position player to win AL Rookie of the Year in fewer than 100 games and the 2nd in ML history, joining PHI Ryan Howard (2005, 88 games).

**SOMETHING SPECIAL** Named the 2012 Minor League Player of the Year by *Baseball America*, USA Today and Topps, joining Andrew Jones (1996) and Josh Beckett (2001) as the only players to win the award from the three publications in the same season.

## 2019 SEASON

- Played in 155 games in 2019, his most since his 155 games in 2017...set a career high in BABIP (.344) and accrued 104 hits, marking his 3rd ML campaign with 100+ hits (also: 2016 and 2017).
- Ranked 2nd on the club in 2B (22), T-2nd in SB (16) and 3rd in games played (155) and BB (51).
- Hit his 100th career HR on April 15 vs. COL.
- Had a season-high 11-game hitting streak from Aug. 31-Sept. 11, batting .471 (16-for-34) with 10 RBI.

## ACCOLADES

National League All-Star (2016, SD)

Home Run Derby Participant (2016)

National League Player of the Month (June 2016, SD)

American League Rookie of the Year (2013, TB)

American League Rookie of the Month (September 2013, TB)

*Baseball America* Major League All-Rookie Team (2013, TB)

MLB Player's Choice AL Outstanding Rookie (2013, TB)

## ALL-TIME HOME RUN LEADERS, SD

	Player	Season	HR
1	Nate Colbert	1969-1974	163
2	Adrian Gonzalez	2006-2010	161
3	Phil Nevin	1999-2005	156
4	Dave Winfield	1973-1980	154
5	Tony Gwynn	1982-2001	135
6	Ryan Klesko	2000-2006	133
7	Ken Caminiti	1995-1998	121
8	<b>Wil Myers</b>	<b>2015-2019</b>	<b>95</b>

- As a sub, made a career-high 49 appearances (surpassing his previous 5 appearances as a sub in 2018)...slashed .294/.368/.608 with 5 HR, 9 RBI and 6 BB in that role.
- In 25 pinch-hit PA, he hit .217, with 3 of his 5 pinch-hit knocks going for HR.
- Hit .297 against fastballs with 12 HR...hit .179 vs. off speed pitches with 1 HR...hit .159 vs. breaking balls with 5 HR.
- Made 5 appearances in RF, 66 in CF and 98 in LF...hit .364 when he played RF, .224 when playing CF and .251 in LF.
- Hit .423 against COL (30-for-71) and hit .345 against SF (19-for-55)...against all other NL West teams, he hit .221...against all other opponents in 2019 (not including the Rockies and Giants), he hit .178 (55-for-309).
- In 104 PA against LHP, owned a .512 SLG with a team-high-tying 18 BB...slugged .395 vs. RHP in 386 PA.
- Went 0-for-7 in 2019 with the bases loaded, his sole campaign in which he did not have at least 1 hit with the bases loaded.



- In SD wins, slashed .274/.347/.453...in SD losses, he slashed .206/.296/.386.
- Hit .312 in the final month of the season (24-for-77) with 6 2B, 1 3B, 3 HR and 12 RBI...his .312 clip in September was his highest in a full calendar month since he hit .327 in June of 2016.
- His 168 SO and his 7 times caught stealing were the most on the club.
- Went on to homer in a career-high 4 consecutive games from July 7-10, 1 of just 2 Padres to homer in 4 straight in 2018 (also: Hunter Renfroe, August 5-9)...his 6 home runs in the 4-game stretch were one shy of a franchise record (Nate Colbert, seven in 1972)...the last Padre to homer 6 times in 4 games was Ken Caminiti in 1995.
- Tied for the NL lead with 23 RBI in July (also: CHC Javier Baez and MIL Christian Yelich).
- Placed on the 10-day DL on Aug. 4 (retro Aug. 3) with a left foot contusion/bone bruise and missed 8 games before being reinstated on Aug. 13.

### CAREER NOTES

#### 2018

- Appeared in 83 games and made starts at 3B (36), LF (30), RF (9) and 1B (2)...missed 70 games across 3 separate 10-day DL stints.
- Landed on the 10-day DL on April 4 (retro April 3) with right arm nerve irritation, missing 15 games...reinstated from the DL on April 20 before being placed on the 10-day DL on April 29 with a strained left oblique...reinstated from the DL on June 21 after missing 47 games.
- Recorded the 9th 3-HR game in franchise history on July 7 at ARI...the Padres joined the Red Sox as the only teams in 2018 with 2 different players who recorded 3-homer games (also: INF Christian Villanueva on April 3 vs. COL)...the Red Sox had 3 such games (2 by Mookie Betts, 1 by Steve Pearce)...became the 1st player since 1900 to homer 3 times in a game which his team lost by double figures.
- Over his final 39 games from August 13-September 30, slashed .229/.319/.357 with 12 2B, 2 HR, 9 RBI and 18 runs scored.
- Converted 13 of his 14 SB attempts...his 92.9 stolen base percentage ranked 4th among all ML players with double digit steals.
- Hit .316 (18-for-57) with RISP, .269 (7-for-26) with RISP/2 out and .375 (3-for-8) with the bases loaded.

# WIL MYERS

## 2017

- Led SD in nearly every offensive category, ranking 1st in games played (155), at-bats (567), runs scored (80), hits (138), 2B (29), HR (30), RBI (74), BB (70) and SB (20).
- Became just the 2nd Padre to record multiple seasons with at least 25 HR and 20 SB, joining Ryan Klesko who accomplished the feat in 2000 and 2001.
- His 20 SB in 2017 led all MLB first basemen and his 48 stolen bases from 2016-17 ranked 2nd, behind only Paul Goldschmidt's 50 swipes.
- On April 11 at COL, he hit a single, a double, a home run and a triple in that order to account for the 2nd cycle in team history in the club's 7,660th all-time game...it was his 1st career cycle as he had fallen a triple shy of the cycle on 7 separate occasions in his career (ELIAS).
- The cycle was the 313th in Major League history, the 1st of the 2017 ML season and the 8th by an opponent in Coors Field history...was the 15th total cycle at Coors Field since the park opened in 1995 and the most recent since former Padre Matt Kemp on Aug. 14, 2015 in the club's 7,444th all-time game.
- There were only 3 cycles in between Myers' and Kemp's in all of MLB... in between Kemp's and Myers' cycles, there were 215 games played by the Friars and a Padre had fallen 1 hit shy of a cycle on 23 occasions, including 22 times missing the triple...prior to Myers' cycle, a Padre had fallen 1 hit shy of a cycle 384 times, including 280 times missing the triple...Myers' 4th hit was a triple, finishing 4-for-4 at the dish with 2 RBI and 2 runs scored.
- Hit .310 (35-for-113) in April, starting all 27 games for the club and hitting safely in 22 of them...his 35 hits were the most in any month in his career.
- On April 29 at SF, he highlighted the Padres 8-run top of the 6th inning, the most runs SD had scored in an inning since May 1, 2015 vs. COL...led off the frame with a single and capped it off with a 3-run HR, marking the 2nd time in his career that he collected 2 hits in an inning (also, April 9, 2016 at COL in the top of the 9th, a HR then a single).
- Swiped 3 bags in the 4th inning on Aug. 16 vs. PHI...it was the 1st time in his career he had 3 steals in a game and he became the first Padre to ever steal 3 bases in a single inning (ELIAS)...he was just the 3rd first baseman since 2000 to steal three bases in a game (SD's Ryan Klesko in 2001 and ARI's Paul Goldschmidt in 2016).
- Hit his career-high 30th home run of the season on Sept. 30 vs. SF, the 1st Padre to hit 30-or-more HR since Chase Headley hit 31 in 2012...he hit 6 HR in 9 games played at AT&T Park, which tied with COL's Nolan Arenado's 6 in 9 games in 2015 for the most homers by a visitor in a single season...only Brandon Belt had more homers (8 in 50 games) than Myers at AT&T in 2017.



## 2016

- Set career highs in nearly every offensive category in 2016 and named to his 1st-career NL All-Star team.
- Became the 1st Padre in team history to post a season with 25-or-more 2B, HR and SB and was 1 of just 3 in MLB in 2016 to post those numbers, joining Mookie Betts (42 2B, 31 HR, 26 SB) and Mike Trout (32 2B, 29 HR, 30 SB).
- Was 1 of only 3 ML first basemen (based on primary position in season) all-time to have a season with 25 2B, HR and SB, joining Joe Carter (27 2B, 32 HR, 31 SB in 1987) and Jeff Bagwell who did so twice in 1997 (40 2B, 43 HR, 31 SB) and 1999 (35 2B, 42 HR, 30 SB).
- Earned NL All-Star honors, hitting .286 (97-for-339) with 19 2B, 2 3B, 19 HR, 60 RBI and 61 runs scored with 15 stolen bases and an .873 OPS over 87 games in the 1st half of the season.
- Myers started the game for the NL, batting cleanup as the DH and going 1-for-3 with a double in the NL's 4-2 loss to the AL.
- He set Petco Park single-season records in several categories, including hits (93), HR (18), RBI (58) and runs (60), along with a .306 AVG that ranked tops among all players with 250+ at-bats in a single season in downtown San Diego.



- Enjoyed his best month of the season in June when he was named NL Player of the Month after hitting .327 (32-for-98) with 10 2B, 11 HR, 33 RBI and 25 runs scored in 26 games.
- His 33 RBI in June led all ML players, as did his 21 XBH, while his 75 total bases led all NL players.

## 2015

- Played in 60 games for SD, missing time with 2 separate stints on the DL.
- Made his 2nd career and 2nd straight Opening Day roster, starting in CF and hitting leadoff Opening Day on April 6 at LAD.
- Over 23 games in the opening month, he hit .286 (28-for-98) with 4 HR, 15 RBI and 21 runs scored, the 3rd-most runs scored in the month of April in franchise history and most since Al Martin scored a franchise-record 25 runs in April 2000...his 21 runs scored in April were tied for the most in the majors with STL's Matt Carpenter.
- Landed on the 15-day DL on May 19 (retro: May 11) with left wrist tendinitis...missed 28 games before returning on June 11...at the time of his injury, his 28 runs scored from April 6- May 10 were most in the majors while his 39 hits ranked T-9th in the majors and T-3rd in the NL...landed back on the 15-day DL on June 15 (retro: June 14) with left wrist tendinitis.
- Underwent surgery on June 18 to remove a bone spur in his left wrist, performed in Scottsdale, Ariz., by Dr. Donald Sheridan...transferred to 60-day DL on Aug. 8.
- Missed 70 games on the DL before being reinstated on Sept. 4 and played in 25 games, hitting .208 (16-for-77).

## 2014

- The reigning AL Rookie of the Year was limited to 87 games with TB due to a right wrist fracture.
- Made his 1st career Opening Day roster on March 31 vs. TOR...started in RF and went 3-for-5 with a 2B and 2 RBI.
- Logged his 3rd career multi-HR game on April 19 vs. NYY in what was his 104th career game...became 1 of only 4 ML players since 2000 to total 3 multi-HR games in his first 104 career games before turning 24 years old, joining Laynce Nix, Brad Miller and Ryan Braun.
- Became the 1st visiting player with a grand slam (June 22, 2013) and an inside-the-park HR (May 4, 2014) at new Yankee Stadium...both came off CC Sabathia.
- Began his career with a 13-game hitting streak at Yankee Stadium before going hitless on Sept. 9...per ELIAS, it was the longest streak in road games against the Yankees to begin a career since WSH's Eddie Foster in 1912-13 (17 games) at Hilltop Park and the Polo Grounds.
- Had a 2-RBI sac fly on Sept. 16 vs. NYY, the 1st 2-run sac fly in Rays history scoring Evan Longoria from 3rd base and James Loney from 2nd...it was the 1st 2-run sac fly in MLB since LAA Mike Trout on Aug. 10, 2012 12 vs. SEA.

## 2013

- Named Jackie Robinson AL Rookie of the Year by the BBWAA, earning 23 of 30 1st-place votes.
- Won the award despite playing only 88 games after his June 18 call-up...became the 1st position player to win AL Rookie of the Year in fewer than 100 games and the 2nd in ML history, joining PHI Ryan Howard (2005, 88 games).
- Also recognized as AL Rookie of the Year by Sporting News, AL Outstanding Rookie in the Players Choice Awards, Rays Outstanding Rookie by the Tampa Bay chapter of the BBWAA and was named to Topps All-Rookie Team.
- Led AL rookies in RBI (53), go-ahead RBI (15), 2B (23), XBH (36), OBP (.354) and SLG (.478) and tied LAA's J.B. Shuck for 1st in total bases (160)...became the 1st player to lead AL rookies in RBI in less than 90 games since DET's Hoot Evers in 1946 (33 RBI in 81 games).
- After his June 18 call-up, led the team in 2B, RBI, runs scored (50), OBP (.354) and SLG...TB went 56-38 (.596) after his call-up.
- Became just the 5th rookie in the 2000s to lead a postseason-bound team in batting (.294) after the AS break, joining OAK's Yoenis Cespedes in 2012, STL's Albert Pujols, SEA's Ichiro Suzuki in 2001 and SEA Carlos Guillen in 2000.
- His 1st ML home run was a grand slam off CC Sabathia on June 23...it made him (22 years, 194 days) the 4th-youngest visiting player to hit a GS at Yankee Stadium (new or original) and the youngest since SEA's Ken Griffey Jr. in 1991.
- Entered 2013 rated by *Baseball America* as the No. 1 prospect, Best Power Hitter and Best Hitter for Average in the Rays system.

## 2012

- Named the Minor League Player of the Year by *Baseball America*, USA Today and Topps, joining Andruw Jones (1996) and Josh Beckett (2001) as the only players to win the award from the three publications in the same season.
- His 37 HR were the 2nd-most in minor league baseball, 1 shy of Darin Ruf, who hit 38 for Reading (AA)...his 313 total bases led all minor leaguers.
- Became 1 of 10 minor leaguers in the past 50 years to hit 35-or-more HR above Class-A before turning 22...only 2 others matched or exceeded his 37 HR: Arlo Engel (41 for Double-A El Paso in 1963) and Paul Konerko (37 for Triple-A Albuquerque in 1997).
- Collected 2 hits and drove in 3 runs for Team USA at the SiriusXM Futures Game at Kauffman Stadium in Kansas City on July 8, in what was his 2nd straight Futures Game appearance...3 days later was selected the "Star of Stars" for the Pacific Coast League in the Triple-A All-Star Game after recording 2 hits, including a double, with an RBI.
- Acquired by TB from KC on December 9, 2012, in a 7-player trade that sent James Shields to the Royals.

# WIL MYERS

## 2009-2011

- Spent the entire **2011** season with Northwest Arkansas (AA) where he made the conversion from catcher to OF... missed almost a month beginning on May 11 with a serious laceration on his knee and a subsequent infection... suffered the injury when he slipped running from his car in the rain...named to the Texas League AS Game and was selected for US roster at the SiriusXM Futures Game at Chase Field...split the **2010** season between Burlington (A) and Wilmington (A), hitting a combined .315 with 37 2B, 3 3B, 14 HR, 83 RBI and 85 BB in 126 games....after signing with KC in **2009**, appeared in a combined 22 games between Idaho Falls (R) and Burlington (A), hitting .369 with 7 doubles, 2 triples, 5 home runs and 18 RBI.

## PERSONAL

- Married his wife, Maggie, in November 2018.
- Committed to the University of South Carolina before signing with the Royals.
- Graduated from Wesleyan Christian Academy in High Point, N.C. in 2009. Finished his senior year batting .532 with 14 home runs and 41 RBI and was named the second-best "Pure Hitter" in the 2009 draft by *Baseball America*. Led his squad to the North Carolina state title as a junior in 2008, pitching to a 10-0 record, including the victory in Game 1 of the best-of-3 championship series.

## WIL MYERS CAREER FIELDING TOTALS, MLB

Team	Pos	G	F. PCT	GS	INN	TC	PO	A	E	DP
TB, SD	1B	336	.996	326	2855.0	2923	2752	160	11	307
SD	2B	1		0	0.1	0	0	0	0	0
SD	3B	39	.934	36	327.2	91	32	53	6	4
SD	LF	136	.994	74	796.2	170	165	4	1	0
TB, SD	CF	114	.986	97	777.2	215	208	4	3	2
TB, SD	RF	174	.985	162	1424.1	329	317	7	5	1
TB, SD	OF	382	.987	333	2998.2	714	690	15	9	3



### WIL MYERS CAREER BATTING RECORD

SEASON	TEAM	AVG	G	AB	R	H	2B	3B	HR	RBI	BB	IBB	SO	SB	CS	OBP	SLG	OPS	PA	HBP	SAC	SF	GIDP
2009	BUR (R)	.125	4	16	1	2	0	1	1	4	0	0	3	0	0	.125	.438	.563	16	0	0	0	2
	IDF (R)	.426	18	68	18	29	7	1	4	14	9	1	15	2	0	.488	.735	1.223	80	1	0	2	3
2010	BUR (A)	.289	68	242	42	70	19	1	10	45	48	0	55	10	3	.408	.500	.908	294	2	0	2	4
	WIL (A)	.346	58	205	28	71	18	2	4	38	37	1	39	2	3	.453	.512	.966	247	4	0	1	5
2011	NWA (AA)	.254	99	354	50	90	23	1	8	49	52	1	87	9	2	.353	.393	.745	416	4	2	4	16
2012	NWA (AA)	.343	35	134	32	46	11	1	13	30	16	0	42	4	1	.414	.731	1.146	152	1	0	1	4
	OMA (AAA)	.304	99	388	66	118	15	5	24	79	45	2	98	2	2	.378	.554	.932	439	3	0	3	7
2013	TB	.293	88	335	50	98	23	0	13	53	33	6	91	5	2	.354	.478	.831	373	1	0	4	10
	DUR (AAA)	.286	64	252	44	72	13	2	14	57	29	1	71	7	1	.356	.520	.876	289	2	0	6	6
2014	TB	.222	87	325	37	72	14	0	6	35	34	3	90	6	1	.294	.320	.614	361	0	0	2	10
	DUR (AAA)	.250	7	24	3	6	1	0	2	6	7	2	7	3	0	.419	.542	.961	31	0	0	0	0
2015	SD	.253	60	225	40	57	13	1	8	29	27	0	55	5	2	.336	.427	.763	253	1	0	0	2
	LE (A)	.222	3	9	3	2	1	0	0	0	2	0	2	0	0	.417	.333	.750	12	1	0	0	0
	ELP (AAA)	.333	3	15	4	5	0	0	1	1	0	0	2	2	0	.333	.533	.867	15	0	0	0	0
2016	SD	.259	157	599	99	155	29	4	28	94	68	1	160	28	6	.336	.461	.797	676	4	0	5	12
	SD	.243	155	567	80	138	29	3	30	74	70	3	180	20	6	.328	.464	.792	649	5	0	7	15
2018	SD	.253	83	312	39	79	25	1	11	39	30	1	94	13	1	.318	.446	.763	343	0	0	1	10
	LE (A)	.143	4	14	2	2	0	0	2	3	1	0	3	0	0	.200	.571	.771	15	0	0	0	1
	ELP (AAA)	.300	5	20	3	6	3	0	1	3	0	0	7	1	0	.300	.600	.900	20	0	0	0	0
2019	SD	.239	155	435	58	104	22	1	18	53	51	0	168	16	7	.321	.418	.739	490	2	1	1	12
MLB Totals		.251	785	2798	403	703	155	10	114	377	313	14	838	93	25	.327	.436	.763	3145	13	1	20	71
Minors Totals		.298	467	1741	296	519	111	14	84	329	246	8	431	42	12	.387	.523	.910	2026	18	2	19	48

### WILD CARD RECORD

DATE	TEAM	OPP	AVG	G	AB	R	H	2B	3B	HR	RBI	BB	IBB	SO	SB	CS	OBP	SLG	OPS	PA	HBP	SAC	SF	GIDP
10.2.2013	TB	@CLE	.250	1	4	0	1	0	0	0	0	0	0	3	0	0	.250	.250	.500	4	0	0	0	0

### DIVISION SERIES RECORD

SEASON	TEAM	AVG	G	AB	R	H	2B	3B	HR	RBI	BB	IBB	SO	SB	CS	OBP	SLG	OPS	PA	HBP	SAC	SF	GIDP
2013	TB	.063	4	16	0	1	0	0	0	0	1	0	4	0	0	.118	.063	.180	17	0	0	0	0

### POSTSEASON (COMBINED)

SEASON	TEAM	AVG	G	AB	R	H	2B	3B	HR	RBI	BB	IBB	SO	SB	CS	OBP	SLG	OPS	PA	HBP	SAC	SF	GIDP
2013	TB	.100	5	20	0	2	0	0	0	0	1	0	7	0	0	.143	.100	.243	21	0	0	0	0

### ALL-STAR RECORD

SEASON	TEAM	AVG	G	AB	R	H	2B	3B	HR	RBI	BB	IBB	SO	SB	CS	OBP	SLG	OPS	PA	HBP	SAC	SF	GIDP
2016	NL	.333	1	3	0	1	1	0	0	0	0	0	1	0	0	.333	.667	1.000	3	0	0	0	0

### CAREER TRANSACTIONS

OPTIONS USED: 0/3

- 2009 Signed by KC as a third-round selection in the First-Year Player Draft
- 2012 Acquired by TB from KC along with Patrick Leonard, Mike Montgomery and Jake Odorizzi in exchange for Wade Davis, James Shields and a PTBNL (Eliot Johnson), December 9
- 2014 Acquired by SD from TB along with Gerardo Reyes, José Castillo and Ryan Hanigan as part of 11-player, three-team trade that sent Burch Smith, Rene Rivera and Jake Bauers to TB and Joe Ross and a PTBNL (Trea Turner) to WSH, December 19



# JOSH NAYLOR

# 22

OUTFIELDER

Height: 5-11

Bats: L

Weight: 222

Throws: L

@JoshNaylor44

jaynaylor10

Full Name	Joshua-Douglas James Naylor
Date of Birth	June 22, 1997 in Mississauga, Canada
Current Residence	Mississauga, Canada
2020 Opening Day Age	22
MLB Service Time	0.129
MLB Debut	May 24, 2019 @ TOR (with SD)
How Obtained	Acquired from MIA in a seven-player trade on July 29, 2016
Contract Status	Signed through 2020

## QUICK HITS

- Made his ML debut on May 24, 2019 at TOR and became the 7th Canadian-born player to make their ML debut for the Padres (also: Cal Quantrill in 2019, Rowan Wick in 2018, Chris Robinson in 2013, Jason Bay in 2003, Eric Cyr in 2002 and Kevin Nicholson in 2000).
- In 2019, his .208 average (32-for-154) and .396 SLG with 2 strikes against him were the highest on the Padres.
- Named the 2018 Padres Minor League Player of the Year.
- Selected twice to the World roster representing Canada in the SiriusXM All-Star Futures Game (2016 & '17) and went a combined 3-for-4 with two RBI.

## 2019 SEASON

- Split the season between El Paso (AAA) and SD, making his ML debut in his home country of Canada at TOR on May 24.
- Became the 7th Canadian-born player to make their ML debut for the Padres (also: Cal Quantrill in 2019, Rowan Wick in 2018, Chris Robinson in 2013, Jason Bay in 2003, Eric Cyr in 2002 and Kevin Nicholson in 2000).
- While with ELP prior to his call up, he slashed .299/.378/.538 through 209 plate appearances with 10 HR and walked as many times as he has struck out (24 apiece).
- Matched his career high with 3 hits in his 2nd big league game on May 25 at TOR in SD's 19-4 victory.
- Hit his 1st ML HR on June 1 vs. MIA in the Padres' 9-3 win.
- From June 1-5, hit safely in a career-high 5-straight games, hitting .333 (5-for-15).
- Optioned to ELP on July 20...during his 1st stint in the majors, made 24 starts from May 24-July 20, slashing .225/.274/.326...while with ELP, he hit safely in 7 of his 9 games, including 2 4-hit efforts.
- Recalled by SD on August 1 and spent the rest of the season with the big league club, slashing .271/.349/.444 in 39 starts.
- Hit safely in 8 consecutive starts from August 26-September 4, going 11-for-30 (.367) in that time.

## ACCOLADES

MiLB.com Organization All-Star (2018, SD)

Mid-Season All-Star (2016 South Atlantic League, 2017 California League & 2018 Texas League)

Texas League Post-Season All-Star (2018, San Antonio)

Arizona Fall League Rising Stars (2017)

Arizona Fall League All-Prospect Team (2017)

Futures Games Selection (2016, '17)

California League Player of the Month (April 2017, Lake Elsinore)

- Among all ML rookies, he ranked 4th with RISP/2 out (.370, min. 25 PA), 6th with RISP (.333, min. 50 PA).
- His .444 SLG as a PH ranked 2nd among all ML rookies (min. 30 PA) behind Ildemaro Vargas (.472).
- His .208 AVG (32-for-154) and .396 SLG with 2 strikes against him were the highest on the Padres.
- Made 63 total starts, including 30 in RF, 29 in LF and 4 as the DH.
- Entered 2019 rated as the Padres No. 9 prospect by *Baseball America*, No. 11 by MLB Pipeline and No. 14 by ESPN.com.

## CAREER NOTES

### 2018

- Spent the entire campaign with San Antonio (AA) and set career highs offensively across the board, earning Padres Minor League Player of the Year honors.
- Among all SD farmhands, he ranked 3rd in AVG (.297), T-3rd in RBI (74) and T-4th in HR (17).
- Earned Texas League Player of the Week honors the opening week of the season, slashing .472/.545/1.000 with 6 HR, 14 RBI and 10 runs scored...collected 6 multi-hit efforts and 2 multi-HR games in the 10-game span.
- His 54 RBI led the TL in the 1st half and he was 1 of a league-best 9 Missions selected to the TL All-Star Game.
- Hit .277/.374/.417 with 8 2B, 7 HR, 20 RBI, 30 runs scored and 30 BB against 30 SO in his 55 games in the 2nd half, earning TL Post-Season All-Star honors.





- Made 89 starts in LF, the first non-1B appearances in his career...also made 26 starts at 1B on the season.
- Entered 2018 rated as the No. 10 prospect in the Padres organization by MLB Pipeline.

## 2017

- Split the season between Lake Elsinore (A) and SA, playing in a combined 114 games while posting a .280 AVG (123-for-439) with 25 2B, 2 3B, 10 HR, 64 RBI, 59 runs scored and 43 BB.
- Earned California League Player of the Month honors for LE during the month of April, hitting .306 (30-for-98) over 23 games with 23 RBI and 21 runs scored.
- Missed time while on the 7-day disabled list from April 30-May 11 after getting hit in the face by a pickoff throw.
- Named a Cal League Mid-Season All-Star, hitting .299 (69-for-231) in 59 games before the All-Star break.
- Selected to the World Team roster, representing Canada for the 2nd consecutive season in the SiriusXM All-Star Futures Game at Marlins Park during the All-Star break... singled in the 1st run in the World's 7-6 loss to the U.S.
- Promoted to SA on July 11 and hit .250 (39-for-156) in 42 games with the Missions.
- Received his 1st-career postseason action in the Texas League semifinals against Midland.
- Following the season, was named to the Arizona Fall League Top Prospects Team...named a Rising Star while in the Arizona Fall League.

## 2015-2016

- Began the 2016 season with Greensboro (A) and finished with Lake Elsinore (A) after being traded from MIA to SD on June 29...named a South Atlantic League Mid-Season All-Star for GBO...selected to the World Team roster, representing Canada in the SiriusXM All-Star Futures Game at Petco Park during the All-Star Break, going 2-for-3 with an RBI the World's 11-3 victory over the U.S...made his professional debut in 2015 with the GCL Marlins (R), hitting .327 (32-for-98) over 25 games...ranked by *Baseball America* as the No. 2 prospect in the Marlins organization following the season.

## PERSONAL

- Son of Chris and Jenice. Has 2 younger brothers, Noah and Myles.
- Attended St. Joan of Arc Catholic Secondary School (ON).
- Made the Canadian Junior National Baseball Team at age 15 that won the silver medal at the 18U Baseball World Cup (2012). Was on the 18U Baseball World Cup team that won the bronze medal (2014) and competed in the 2015 18U Baseball World Cup.
- Ranked by Perfect Game among the Top 50 available prospects in the 2015 First-Year Player Draft and was named to the *Baseball America* High School All-American First Team.
- All-time favorite baseball player is David Ortiz. Is a fan of Kevin Hart, Ice Cube, Will Farrell and Mark Wahlberg.
- Enjoys listening to Ed Sheeran. Favorite TV shows are *Dexter*, *Game of Thrones* and *Prison Break*.
- Roots for the Washington Capitals, Los Angeles Clippers and Philadelphia 76ers.

## JOSH NAYLOR CAREER BATTING RECORD

SEASON	TEAM	AVG	G	AB	R	H	2B	3B	HR	RBI	BB	IBB	SO	SB	CS	OBP	SLG	OPS	PA	HBP	SAC	SF	GIDP
2015	MRL (R)	.327	25	98	8	32	4	1	1	16	4	0	11	1	0	.352	.418	.771	105	1	0	2	1
2016	LE (A)	.252	33	139	17	35	5	0	3	21	3	0	22	1	1	.264	.353	.616	144	0	0	2	4
	GBO (A)	.269	89	342	42	92	24	2	9	54	22	2	62	10	3	.317	.430	.747	370	3	1	2	4
2017	SA (AA)	.250	42	156	18	39	9	0	2	19	16	0	36	2	1	.320	.346	.666	175	1	0	2	2
	LE (A)	.297	72	283	41	84	16	2	8	45	27	2	48	7	1	.361	.452	.813	313	2	0	1	3
2018	SA (AA)	.297	128	501	72	149	22	1	17	74	64	8	69	5	5	.383	.447	.830	574	7	0	2	10
2019	SD	.249	94	253	29	63	15	0	8	32	25	1	64	1	1	.315	.403	.719	279	0	0	1	4
	ELP (AAA)	.314	54	223	51	70	20	1	10	42	28	1	30	1	0	.389	.547	.936	252	0	0	1	6
<b>MLB Totals</b>		.249	94	253	29	63	15	0	8	32	25	1	64	1	1	.315	.403	.719	279	0	0	1	4
<b>Minors Totals</b>		.288	443	1742	249	501	100	7	50	271	164	13	278	27	11	.351	.439	.791	1933	14	1	12	30

## CAREER TRANSACTIONS

OPTIONS USED: 0/3

- 2015 Signed by MIA as a first-round selection (12th overall) in the First-Year Player Draft, June 26
- 2016 Acquired by SD from MIA in a seven-player trade, July 29



# EDWARD OLIVARES

Height: 6-2    Bats: R  
Weight: 188    Throws: R

oh-lee-VAHR-es

# 71

## OUTFIELDER

Full Name	Edward Daniel Olivares Nunez
Date of Birth	March 6, 1996 in Caracas, Venezuela
Current Residence	Miranda, Venezuela
2020 Opening Day Age	24
MLB Service Time	0.000
How Obtained	Acquired from TOR along with Jared Carkuff in exchange for Yangervis Solarte on January 6, 2018
Contract Status	Signed through 2020

### QUICK HITS

- Delivered the 1st 3-DR game in Sod Poodle history on May 5, 2019, driving in 5 in a 8-5 victory over the Arkansas Travelers.
- In 2019, led the Texas League in runs scored (85) and total bases (221) while finishing 2nd in RBI (77), 3rd in hits (138), 3rd in stolen bases (35) and T-3rd in HR (18).

### 2019 SEASON

- Spent the entire season with Amarillo (AA) and set career highs in HR (18), RBI (77) and SB (35)...slashed .283/.349/.453 in 127 games for the Sod Poodles.
- Was named the TL Player of the Week for the week of May 5 after batting .354 with 8 HR (including 1 inside-the-park HR), 7 RBI, 2 BB, 4 SB and 9 runs scored.
- Named a Mid-Season TL All-Star, batting .269 (65-for-242) with 16 2B, 9 HR, 42 RBI and 14 SB during the 1st half... started in RF at the TL All-Star game in Tulsa, Okla., going 1-for-3 with 1 BB and 1 SB.
- With RISP, hit .333 (42-for-126) with 59 RBI.
- In 9 postseason games for the 2019 TL Champion Sod Poodles, Olivares slashed .361/.410/.500 with 2 2B, 2 HR, 6 RBI, 4 BB and 5 runs scored...delivered the go-ahead 3-run 2B in the 8th inning of Game 1 against the Tulsa Drillers in the TL Championship Series.
- Ranked as the Padres' No. 23 prospect entering the 2019 season.

### CAREER NOTES

#### 2018

- Spent the entire season with Lake Elsinore (A), slashing .277/.321/.429 with career highs in hits (147), at-bats (531) and games played (129)
- Ranked 2nd in the California League in games played, at-bats, T-2nd in triples (10), 3rd in hits, 4th in runs (79), T-8th in XBH (47) and 9th in SB (21).
- Hit safely in 16 of his 29 April games with 10 multi-hit efforts at a .284 (29-for-102) clip with 7 2B, 3 HR and 3 SB.
- Went on to hit .237 (27-for-114) in May and .286 (30-for-105) in June...earned CL Mid-Season All-Star honors.

### ACCOLADES

MiLB.com Organization All-Star (2017 with TOR, 2019 with SD)

Mid-Season All-Star (2019 Texas League & 2018 California League)

Texas League Post-Season All-Star (2019 Amarillo)

- Hit safely in a career-high 13 straight games immediately after the All-Star break from June 21-July 4 at a .375 (21-for-56) clip.
- In his 62 second half games he slashed .300/.346/.462 with 9 2B, 5 3B, 7 HR and 12 SB...hit safely in 12 of his final 14 games from August 21-Sept. 3 to close the season.
- Played in 29 games for Tigres de Aragua of the Venezuelan Winter League following the season, slashing .340/.404/.479 7 XBH, 14 RBI and 15 runs scored.

#### 2017

- Spent the majority of the season with Lansing (A) while also spending time with Dunedin (A), logged 231 total bases, 27 doubles, 17 HR, 72 RBI and 93 runs scored.
- Hit safely in a then-career-high 12 consecutive games from May 31-June 15 (.317) with 6 HR, homering in back-to-back games on May 31 and June 1 and in 3 straight for the 1st time in his career from June 9-11.
- Earned Midwest League Player of the Week honors for the week of July 9.
- Following the season, he was acquired by the SD along with RHP Jared Carkuff in exchange for INF Yangervis Solarte on January 6.

#### 2014-2016

- Appeared in 15 games for Bluefield (R) in **2016**, hitting .273 with 3 2B, 1 3B, 1 HR, 6 RBI and 8 runs scored...in **2015**, appeared in 38 games for the GCL Blue Jays (R), hitting .198 with 8 2B, 1 3B, 3 HR, 10 RBI, 21 runs scored and 14 SB...played in 40 games for the DSL Blue Jays (R) in **2014**, hitting .314 with 5 2B, 3 3B, 1 HR, 22 RBI and 31 runs scored.



### EDWARDS OLIVARES CAREER BATTING RECORD

SEASON	TEAM	AVG	G	AB	R	H	2B	3B	HR	RBI	BB	IBB	SO	SB	CS	OBP	SLG	OPS	PA	HBP	SAC	SF	GIDP
2014	DSL BLJ (R)	.314	40	140	31	44	5	3	1	22	20	0	23	12	3	.436	.414	.850	173	11	1	1	1
2015	BLU (R)	.198	38	116	21	23	8	1	3	10	11	0	27	14	2	.345	.362	.707	142	15	0	0	3
2016	BLU (R)	.273	15	55	8	15	3	1	1	6	5	0	12	1	2	.339	.418	.757	62	1	0	1	1
2017	LAN (A)	.277	101	426	82	118	26	9	17	65	22	1	82	18	7	.330	.500	.830	464	13	0	3	12
	DUN (A)	.221	19	68	11	15	1	1	0	7	8	0	17	2	2	.312	.265	.576	77	1	0	0	3
2018	LE (A)	.277	129	531	79	147	25	10	12	62	29	0	102	21	8	.321	.429	.750	575	8	1	6	9
2019	AMA (AA)	.283	127	488	85	138	25	2	18	77	43	1	98	35	10	.349	.453	.801	551	10	3	7	12
Minors Totals		.274	469	1824	317	500	93	27	52	249	138	2	361	103	34	.342	.440	.782	2044	59	5	18	41

### CAREER TRANSACTIONS

OPTIONS USED: 1/3

2014 Signed by TOR as an international free agent, July 2

2018 Acquired by SD from TOR along with Jared Carkuff in exchange for Yangervis Solarte, January 6



# JORGE OÑA

Height: 6-0

Bats: R

Weight: 235

Throws: R

# 63

OUTFIELDER



OWN-ya



@JorgeOñaPadres



jorgeluisona31

Full Name

Jorge Luis Oña Ugarte

Date of Birth

December 31, 1996 in Havana, Cuba

Current Residence

San Cristobal, Dominican Republic

2020 Opening Day Age

23

MLB Service Time

0.000

How Obtained

Signed as an international free agent on July 20, 2016

Contract Status

Signed through 2020

## 2019 SEASON

- Played in 25 games for Amarillo (AA), slashing .348/.417/.539 with 2 2B, 5 HR, 18 RBI, 2 SB, 11 BB and 11 runs scored in 25 games.
- Had his 2019 season cut short after undergoing season-ending surgery in July to repair a torn labrum in his right shoulder.
- In April, Oña ranked in the top 5 in the Texas League in AVG (.367), SLG (.582), OBP (.441), OPS (1.023) and RBI (18).
- Hit safely in 20 of his 25 games played, including 9 multi-hit efforts.
- Recorded his 1st multi-HR game on April 20 at Corpus Christi...that game started a stretch of him hitting safely in 9 of his final 10 games of the season (.495 AVG) before playing his final game of the season on May 3.

## CAREER NOTES

### 2018

- Spent the entire season with Lake Elsinore (A), slashing .239/.312/.380 with 24 2B, 2 3B, 8 HR, 44 RBI and 33 BB in 100 games.
- Started the season batting .293 (24-for-82) in April with 6 2B, 2 3B, 1 HR, 6 RBI and 10 runs scored.
- Hit .224 (64-for-286) with 18 2B, 7 HR, 38 RBI and 34 runs scored from May 1 through Aug. 23.

## ACCOLADES

Midwest League Mid-Season All-Star (2017, Fort Wayne)

### 2017

- Made his professional debut with Fort Wayne (A), batting .277 (115-for-415) with 18 2B, 1 3B, 11 HR, 64 RBI, 40 BB and 8 SB in 107 games for the TinCaps.
- Was named a Mid-Season Midwest League All-Star after batting .286 (56-for-196) with 2 2B, 1 3B, 5 HR, 28 RBI, 15 BB, 3 SB and 25 runs scored in 51 games during the first half of the season.
- With RISP, batted .295 (39-for-132) with 6 2B, 1 3B, 5 HR and 55 RBI.
- Had a hit in each of the 3 Midwest League Semifinal games, batting .273 (3-for-11) while helping Fort Wayne defeat the Dayton Dragons to advance to the MWL Championship Series.



### JORGE OÑA CAREER BATTING RECORD

SEASON	TEAM	AVG	G	AB	R	H	2B	3B	HR	RBI	BB	IBB	SO	SB	CS	OBP	SLG	OPS	PA	HBP	SAC	SF	GIDP
2017	FW (A)	.277	107	415	54	115	18	1	11	64	40	2	115	8	2	.351	.405	.755	465	8	0	2	13
2018	LE (A)	.239	100	368	44	88	24	2	8	44	33	1	110	0	2	.312	.380	.693	410	7	0	2	15
2019	AMA (AA)	.348	25	89	11	31	2	0	5	18	11	0	26	2	1	.417	.539	.957	103	1	0	2	6
<b>Minors Totals</b>		.268	232	872	109	234	44	3	24	126	84	3	251	10	5	.342	.408	.750	978	16	0	6	34

### CAREER TRANSACTIONS

OPTIONS USED: 0/3

2016 Signed by SD as an international free agent, July 20



# CHRIS PADDACK

Height: 6-5

Bats: R

Weight: 217

Throws: R

paddack29

# 59

**RIGHT-HANDED  
PITCHER**

Full Name	Christopher Joseph Paddock
Date of Birth	January 8, 1996 in Austin, Texas
Current Residence	Crowley, Texas
2020 Opening Day Age	24
MLB Service Time	1.000
MLB Debut	March 31, 2019 vs. SF (with SD)
How Obtained	Acquired from MIA in exchange for Fernando Rodney on June 30, 2016
Contract Status	Signed through 2020

## QUICK HITS

**FIRST THINGS FIRST** His 71.4 1st pitch strike percentage in 2019 led the majors (min. 140.0 IP), ahead of Max Scherzer (70.4), Madison Bumgarner (69.5) and Masahiro Tanaka (68.7).

**WHIP IT REAL GOOD** In 2019, posted the lowest WHIP (0.98) in club history, ahead of Randy Jones (1.03 in 1976) and Jake Peavy (1.04 in 2005). Was 1 of just 6 pitchers to post a sub-1.00 WHIP in 2019 (min. 25 starts), joining Justin Verlander (0.80), Gerrit Cole (0.89), Jack Flaherty (0.97), Jacob deGrom (0.97) and Zack Greinke (0.98).

**DIVINE THROUGH 9** Posted a 1.93 ERA through his 1st 9 career starts, the lowest ERA in franchise history of any pitcher through their 1st 9 starts. Also became the only ML pitcher to debut since 1893 (when the mound was moved to its current distance) to record at least 56 strikeouts while allowing 42-or-fewer baserunners (via hit, walk, HBP) through his 1st 9 career starts.

**ELITE COMPANY** Was 1 of just 6 pitchers in 2019 with multiple starts of 1-or-fewer hits allowed in 7.0+ innings, along with Trevor Bauer, Luis Castillo, Gerrit Cole, Jack Flaherty and Justin Verlander. Retired his final 19 batters faced on April 24 at SEA to earn his 1st ML victory. Rode a perfect game into the 6th inning and a no-hitter into the 8th on July 17 at MIA before Starlin Castro ended that bid with a solo shot to open the frame. It marked the 23rd time the Padres have carried a no-hitter into the 8th inning or beyond.

**THE SHERIFF** Padres fans began calling Paddock "the Sheriff" in Spring Training 2019 as an ode to his Texas roots and his cowboy hat and boots he wears on start days. The nickname took off when the Austin, Tex. native made his debut with the Padres by starting Game 4 of the season. Padres fans began wearing cowboy hats to his starts and badges with "Paddock's Posse" inscribed on them.

**236** Paddock has the number "236" tattooed on his right ribcage, referencing the number the Marlins selected him overall in the 2015 First-Year Player Draft. It serves as a reminder of how many players were taken before him.

**RELENTLESS** Had the word "Relentless" stitched on his glove. In an article in 2019, Paddock said "For me, it's just a reminder — what I'm doing, why I'm doing what I'm doing. If I catch myself with a lack of focus, that's just a focal point for me."

## ACCOLADES

*Baseball America Major League All-Rookie Team (2019, SD)*

*MiLB.com Organization All-Star (2018, SD)*

*MiLB.com Staff Choice for Best Starting Pitcher (2018, San Antonio)*

*Baseball America High Class A All-Star (2018, Lake Elsinore)*

*California League Mid-Season All-Star (2018, Lake Elsinore)*

*South Atlantic League Pitcher of the Week (June 26, 2016, Greensboro)*

## 2019 SEASON

- Broke camp with the Padres and spent the majority of the season with SD, ranking 2nd on the club in wins (9) and SO (153) and 3rd in starts (26) and innings pitched (149.2).
- Became 1 of only 14 rookies in ML history to make 25+ starts and have a sub-1.00 WHIP.
- His 2.4 pitching WAR was the 4th-highest among all rookie pitchers in 2019 and 6th among all SD rookies in a season.
- Among Padres rookies who have made 25+ starts in a season, Paddock posted the lowest WHIP, ERA (3.33), opponent average (.204), opponent OBP (.255), OPS (.635), base runners/9.0 IP (9.21), BB/9.0 IP (1.98), hits/9.0 IP (6.85) and the best SO/BB ratio (4.94)...he led all rookies in 2019 in the preceding categories as well, trailing only Mike Soroka's ERA (2.86) and opponent OPS (.628).
- Ranked in the top 10 among all ML pitchers (min. 25 starts) in opponent OBP (3rd), WHIP (T-5th), base runners/9 IP (6th), opponent AVG (7th) and hits/9.0 IP (9th).
- Posted a 6.80 SO/BB ratio (68/10) in his 11 starts at home in 2019, the 3rd-highest SO/BB ratio of any rookie in their home starts since 1906 (min. 50.0 IP, 10 starts).
- Joined Nick Marguevicius (2019), Cesar Vargas (2016) and Odrisamer Despaigne (2014) as the only other 3 Padres to allow 1 run-or-fewer through their first 3 ML starts.
- Became just the 3rd pitcher since 1908 to allow 5-or-fewer hits in each of his first 9 career starts (min. 3.0 IP per start), tying NYY Bill Burbach's 9 in 1969 to begin his career and trailing only MIL Freddy Peralta's 10 such starts in 2018.
- His 10 consecutive starts (min. 4.0 IP) from April 12 to June 11 allowing 1 walk-or-fewer tied with Ed Whitson (1984) for the longest streak in franchise history and the 5th-longest in the majors in 2019.



- Struck out a career-high 11 and earned his 3rd consecutive win vs. NYM on May 6, tossing 7.2 scoreless innings of 4-hit ball...struck out NL Rookie of the Year Pete Alonso twice (0-for-3).
- Optioned to Lake Elsinore (A) on June 12 and did not pitch in any minor league games before being recalled by SD on June 22.
- Went 1-3 with a 7.57 ERA across 6 starts from July 23 to August 23 before going 2-0 with a 0.77 ERA across his final 4 starts of the season from August 29-September 17.
- Surrendered just 2 HR through his first 7 starts before going on to allow 23 total long balls on the season, including 7 outings with 2-or-more HR...10 of his 23 HR allowed came with 2 strikes, including 12 after going ahead 0-1 in the count and 8 after going ahead 0-2.

## CAREER NOTES

### 2018

- Split the season between Lake Elsinore (A) and San Antonio (AA), striking out 120 while walking only 8 (15.00 SO/BB) en route to being named Minor League Pitcher of the Year by Yahoo! Sports and Padres Pitching Prospect of the Year by MLB Pipeline.
- Went 7-3 with a 2.10 ERA (21 ER, 90.0 IP) in 17 combined starts between LE and SA.
- Promoted to SA on July 5 and allowed 3 ER in 1 of his 7 Double-A starts.
- Did not walk more than 1 batter in any of his 17 starts on the season...issued 1 walk in 8 outings and 0 walks 9 times.
- Named a California League Mid-Season All-Star honors for LE.
- Among prospect rankings in the Padres system entering 2019, he was ranked No. 4 by ESPN.com, No. 5 by MLB Pipeline and No. 6 by *Baseball America*.

### 2017

- Missed the entire season recovering from Tommy John surgery in August 2016.

### 2016

- Acquired by SD from MIA in exchange for RHP Fernando Rodney on June 30...went 2-0 with a 0.85 ERA in 9 starts between Greensboro (A) and Fort Wayne (A).
- Went 2-0 with a 0.95 ERA (3 ER, 28.1 IP) and 48 SO to 2 BB in his 6 starts for GBO from May 22 to June 25 before being acquired by SD on June 30.
- Named MiLB.com South Atlantic League Player of the Month for June and SAL Player of the Week for the week ending on June 26.
- Allowed just 1 run across his 3 starts and 14.0 IP (0.64 ERA) for FW from July 7-18 before undergoing Tommy John surgery in August.

### 2015

- Made 11 appearances (GS starts) for GCL Marlins (R), going 4-3 with a 2.18 ERA (11 ER, 45.1 IP) and 39 SO to 7 BB.

## PERSONAL

- His pre-game rituals include eating an entire pizza the night before his start.
- Roots for Texas A&M athletics.
- If he was not a professional baseball player, he would enjoy giving guided hunts.
- His favorite TV show is *The 100*.
- Had 40+ family members and friends in attendance for his Major League debut at Petco Park on March 31, 2019 vs. SF. They donned cowboy hats and boots in lieu of Paddack jerseys, which weren't yet available.

## CHRIS PADDACK CAREER PITCHING RECORD

SEASON	TEAM	W	L	ERA	G	GS	CG	SHO	SV	IP	H	R	ER	HR	HB	BB	IBB	SO	WHIP	AVG	AB	WP	BK	GDP	TBF	NP-S
2015	MRL (R)	4	3	2.18	11	7	0	0	0	45.1	37	14	11	1	1	7	0	39	0.97	.219	169	3	0	2	180	N/A - N/A
2016	GBO (A)	2	0	0.95	6	6	0	0	0	28.1	9	3	3	2	3	2	0	48	0.39	.098	92	0	0	0	98	336 - 227
	FW (A)	0	0	0.64	3	3	0	0	0	14.0	11	1	1	0	0	3	0	23	1.00	.212	52	0	0	1	55	214 - 154
2018	LE (A)	4	1	2.24	10	10	0	0	0	52.1	43	13	13	3	4	4	0	83	0.90	.223	193	0	1	2	203	777 - 534
2019	SD	9	7	3.33	26	26	0	0	0	140.2	107	58	52	23	6	31	1	153	0.98	.204	524	1	1	5	568	2,280 - 1,586
<b>MLB Totals</b>		9	7	3.33	26	26	0	0	0	140.2	107	58	52	23	6	31	1	153	0.98	.204	524	1	1	5	568	2,280 - 1,586
<b>Minors Totals</b>		13	6	1.82	37	33	1	0	0	177.2	123	39	36	7	10	20	1	230	0.80	.193	636	5	2	8	673	1,861 - 1,290

## CAREER TRANSACTIONS

OPTIONS USED: 0/3

- 2015 Signed by MIA as an eighth-round selection in the First-Year Player Draft, June 10
- 2016 Acquired by SD from MIA in exchange for Fernando Rodney, June 30



# EMILIO PAGÁN

Height: 6-2

Bats: L

Weight: 208

Throws: R

# 14

**RIGHT-HANDED  
PITCHER**

Full Name	Emilio Enrique Pagán
Date of Birth	May 7, 1991 in Simpsonville, South Carolina
Current Residence	Charlotte, North Carolina
2020 Opening Day Age	28
MLB Service Time	2.091
MLB Debut	May 3, 2017 vs. LAA (with SEA)
How Obtained	Acquired from TB in exchange for Manuel Margot and Logan Driscoll on February 8, 2020
Contract Status	Signed through 2020

## QUICK HITS

- In 66 games for the Rays in 2019, Pagán led the TB bullpen in saves (20) and SO (96).
- His 0.83 WHIP in 2019 ranked 2nd among all American League relievers (OAK's Yusmeiro Petit 0.81). Owns a career 0.98 WHIP entering the 2020 season.
- Prior to making his ML debut, played for Puerto Rico in the 2017 World Baseball Classic.

## 2019 SEASON

- Despite spending the 1st 2 weeks in Triple-A, led the TB bullpen with 20 saves and 96 SO in 66 appearances...set career bests in ERA (2.31), appearances, innings pitched (70.0), strikeouts, WHIP (0.83) and opponent AVG (.179).
- Recorded the 3rd-highest strikeout total in Rays history for a reliever, behind Ryan Yarbrough (106) in 2018 and Brad Boxberger (104) in 2014...was T-5th among AL relievers.
- Ranked 5th in the AL with 15 saves after the All-Star break.
- Held opponents to a .179 AVG, T-4th-lowest among AL relievers...posted an identical .179 clip to both left- and right-handed batters, yielding 6 HR to both sides.
- His 0.83 WHIP ranked 2nd among AL relievers, trailing only OAK Yusmeiro Petit (0.81).
- Allowed 12 HR, all in 46 appearances from June 11 through season's end, after 0 HR in his first 20 appearances...has yielded 25 HR over the past 2 seasons, tied with HOU Joe Biagini for most among ML relievers over that span.
- Finished with a 7.38 SO/BB ratio, compared to 3.32 SO/BB with OAK in 2018...had 37 SO and 1 BB in his last 25 app.
- In his 4th appearance with the Rays on April 22 vs. KC, he pitched a perfect 9th inning for his 1st-career save.
- Recorded scoreless streaks of 16 appearances and 17.2 IP from April 21–May 31...was the longest scoreless appearance streak of his career and the longest appearance streak by a Rays pitcher since Steve Cishek (18) from July 29–Sept. 5, 2017.
- On May 7 vs. ARI, struck out the side on 13 pitches (10 strikes) in the 8th inning...became the 2nd pitcher in franchise history to pitch on his birthday and strike out every batter faced, following Brad Boxberger (0.1 IP) on May 27, 2014 at TOR.

## ACCOLADES

Southern League Mid-Season All-Star (2016, Jackson)

Midwest League Mid-Season All-Star (2014, Clinton)

Appalachian League Post-Season All-Star (2013, Pulaski)

- On Aug 29 at HOU, inherited 2-on, 2-out in the 7th inning and his only run allowed in 2.1 IP was a solo homer in the 9th...became the 1st Ray with a traditional save of 7+ outs since Grant Balfour (2.1 IP) on June 11, 2014 vs. STL.
- Made his 1st-career postseason appearance by retiring both batters faced in the AL Wild Card Game at OAK, ending a 5-1 win...his first 2 appearances in the ALDS against the Astros were scoreless, but he allowed solo homers to Michael Brantley and Jose Altuve in Game 5.

## CAREER NOTES

### 2018

- Made 55 appearances over 3 stints with OAK, his 1st season in the organization...made the Opening Day Roster and made his 3 stints with the big league club.
- Recorded 4 outs-or-more in 15 of his 55 appearances...went at least 2 IP in 10 appearances.
- Was on the OAK roster for the Wild Card Game against NYY but did not pitch.
- Acquired by TB in a 3-team trade with the Rangers on December 21.

### 2017

- Made 34 appearances over 4 stints with SEA, including his 1st-career ML action with his ML debut on May 3 vs. LAA.
- Yielded only 8 BB in 50.1 IP for a 1.43 BB/9 IP ratio, ranking 5th among AL relievers...ranked 6th among AL relievers with a 7.00 SO/BB ratio.
- Selected from Tacoma (AAA) on May 2 and made his ML debut the next day vs. LAA...replaced Hisashi Iwakuma and allowed 1 inherited run to score plus 3 runs of his own in 0.1 IP.
- Allowed 5 runs (earned) in his first 2 appearances spanning 2.2 IP, but pitched to a 2.45 ERA (13 ER, 47.2 IP) over his final 32 appearances.





- Went on the paternity list from June 13-16 for the birth of his daughter, Paxtyn.
- Acquired by OAK as part of the Ryon Healy trade on November 15.
- Pitched for Puerto Rico in the World Baseball Classic during spring training...did not allow a run in 2 appearances spanning 2.0 IP.

## 2013-2016

- In **2016**, combined to go 5-3 with a 2.49 ERA (18 ER, 65.0 IP) in 41 appearances between Jackson (AA) and Tacoma (AAA)...ranked 4th among SEA minor leaguers with 10 saves...was named to the Southern League Mid-Season All-Star Team but did not pitch following his June 17 promotion...in **2015**, did not allow an earned run over his final 10 appearances spanning 16.0 IP for Bakersfield(A)... in **2014**, led SEA minor leaguers with 16 saves and was named to the Midwest League Mid-Season All-Star Team... made 8 appearances for the Gigantes de Carolina in the Puerto Rican Winter League...in **2013**, led the Appalachian League with 12 saves and was promoted to Everett (A) on August 14...his run allowed on August 22 snapped a streak of 22.1 consecutive scoreless IP to begin his career...was named to the APP League Post-Season All-Star team, the only relief pitcher selected.

## PERSONAL

- In 2019 with TB, Emilio brought a boom box along for Puerto Rico and plane rides when the team traveled. Teammates were free to borrow it and play the music of their choice. He personally prefers hip-hop of the 1980s and '90s, house music and Latin music, depending on his mood.
- Was in a play called "The Nifty Fifties" in middle school thanks to his older brother, Javy. A week before the play was set to open, another student dropped out of the production. Javy was in the play, and Emilio was often on hand waiting for him to finish rehearsals, so he was pressed into service and had around three lines. Javy still serves the arts, handling some of the business duties for a theatre in Greenville, S.C.
- Emilio played in the World Baseball Classic for Puerto Rico in 2017. His father, Javier, was born in Puerto Rico. Emilio had not yet made his ML debut and got to be teammates with Yadier Molina, Carlos Beltrán and many others he admired.
- He and his wife, Jordyn, have a daughter, Paxtyn. The family is joined by their Staffordshire terrier and boxer mix named Blaze.

## EMILIO PAGÁN CAREER PITCHING RECORD

SEASON	TEAM	W	L	ERA	G	GS	CG	SHO	SV	IP	H	R	ER	HR	HB	BB	IBB	SO	WHIP	AVG	AB	WP	BK	GIDP	TBF	NP-S
2013	PUL (R)	1	0	0.00	15	0	0	12	20.1	9	0	0	0	0	1	5	0	27	0.69	.127	71	1	0	0	77	N/A - N/A
	EVE (A)	0	1	4.50	5	0	0	0	6.0	8	4	3	1	0	1	0	8	1.50	.320	25	1	0	0	28	N/A - N/A	
2014	CLI (A)	2	3	2.89	42	0	0	16	56.0	43	19	18	4	4	14	1	62	1.02	.214	201	1	0	2	226	38 - 28	
2015	BAK (A)	3	8	2.53	42	0	0	8	78.1	63	29	22	5	5	27	1	88	1.15	.218	289	4	2	1	326	322 - 208	
2016	JXN (AA)	4	1	1.17	18	0	0	9	30.2	19	4	4	1	1	11	0	45	0.98	.170	112	3	0	0	125	530 - 348	
	TAC (AAA)	1	2	3.67	23	0	0	1	34.1	28	14	14	6	0	18	0	39	1.34	.222	126	0	0	3	145	603 - 371	
2017	SEA	2	3	3.22	34	0	0	0	50.1	39	20	18	7	1	8	0	56	0.93	.212	184	1	0	2	196	717 - 494	
	TAC (AAA)	2	1	2.56	23	0	0	5	31.2	19	9	9	0	2	8	0	36	0.85	.171	111	0	0	1	125	500 - 326	
2018	OAK	3	1	4.35	55	0	0	0	62.0	55	30	30	13	3	19	1	63	1.19	.230	239	3	0	1	262	1,038 - 672	
2019	NAS (AAA)	1	0	3.00	5	0	0	0	6.0	5	3	2	2	0	0	0	11	0.83	.208	24	1	0	0	24	93 - 65	
	TB	4	2	2.31	66	0	0	20	70.0	45	19	18	12	1	13	1	96	0.83	.179	252	3	0	2	267	1075 - 753	
	DUR (AAA)	0	0	0.00	4	1	0	2	6.0	2	2	0	0	1	4	0	10	1.00	.095	21	0	0	0	26	118 - 80	
MLB Totals		9	6	3.26	155	0	0	20	182.1	139	69	66	32	5	40	2	215	0.98	.206	675	7	0	5	725	2,830 - 1,919	
Minors Totals		14	16	2.41	177	1	0	53	269.1	196	84	72	19	14	88	2	326	1.05	.200	980	11	2	7	1102	2,204 - 1,426	

## CAREER TRANSACTIONS

OPTIONS USED: 2/3

- 2013 Signed by SEA as a 10th-round selection in the First-Year Player Draft
- 2017 Acquired by OAK from SEA along with Alexander Campos in exchange for Ryon Healy, November 15
- 2018 Acquired by TB from OAK along with a Competitive Balance Round A draft selection from OAK as part of a three-team trade in which TEX sent Rollie Lacy TB and Jurickson Profar to OAK, TB sent Kyle Bird, Brock Burke and Yoel Espinal to TEX, and OAK sent Eli White and cash considerations to TEX, December 21
- 2020 Acquired by SD from TB in exchange for Manuel Margot and Logan Driscoll, February 8



# LUIS PATIÑO

# 78

**RIGHT-HANDED  
PITCHER**

Height: 6-1

Bats: R

Weight: 192

Throws: R

pah-TEEN-yo  
 @luispatinoa\_  
 luispatinoa\_

Full Name	Luis Fernando Patiño Arzuza
Date of Birth	October 26, 1999 in Barranquilla, Colombia
Current Residence	Barranquilla, Colombia
2020 Opening Day Age	20
MLB Service Time	0.000
How Obtained	Signed as an international free agent on July 2, 2016
Contract Status	Signed through 2020

## QUICK HITS

- Has allowed just 7 HR to the 950 batters he's faced in his first 3 minor league seasons (2017-19).
- His highest opponent AVG for an entire season is the .220 clip in the Midwest League for Fort Wayne (A).
- Entered the 2020 season ranked by *Baseball America* as the No. 18 overall prospect, the No. 8 overall pitching prospect and the Padres No. 2 prospect behind LHP MacKenzie Gore.

## 2019 SEASON

- Made 20 appearances (19 starts) between Lake Elsinore (A) and Amarillo (AA), going 6-8 with a 2.57 ERA (27 ER, 94.2 IP), 123 SO to 38 BB and a .198 opponent AVG.
- Allowed 2 earned runs-or-fewer in 17 of his 19 starts, 4 hits-or-fewer in 14 of his 19 starts and struck out at least 6 in 13 of his 19 starts.
- Selected to the NL roster for the SiriusXM All-Star Futures Game in Cleveland...entered the game with the score tied and runners at 1st and 3rd with 1 out in the bottom of the 7th and proceeded to strike out the 1st batter on a slider and Twins SS Royce Lewis on a 98.8 mph fastball to end the threat...stayed on to pitch the 8th and set the AL down in order, finishing things off by striking out Angels OF Jo Adell on a 98.2 mph heater...combined with fellow Padres prospects MacKenzie Gore (1.0 IP, 1 BB) and Adrian Morejon (1.0 IP, 2 H) for 3.2 scoreless IP.
- Tossed a career-high 8.1 innings and matched his career high in SO (9) for the 4th time in 2019 on July 31 at San Jose...allowed just 3 hits and 0 BB in his penultimate start with the Storm and was named Cal League Pitcher of the Week on August 4.
- Promoted to AMA on August 7 and made 2 starts for the Sod Poodles, allowing 1 earned run across his 2 starts (7.2 IP) before the organization opted to shut him down with a career high 94.2 innings and a lingering blister.
- Named a MiLB.com Organizational All-Star for SD following the season.

## ACCOLADES

MiLB.com Organization All-Star (2019, SD)

Futures Game Selection (2019, SD)

California League Pitcher of the Week (Aug. 4, 2019, Lake Elsinore)

*Baseball America* Low Class-A All-Star (2018, Fort Wayne)

## CAREER NOTES

### 2018

- Made 17 appearances (all starts) for Fort Wayne (A) at the age of 18, going 6-3 with a 2.16 ERA (20 ER, 83.1 IP), 97 SO against 24 BB and 1 HR allowed.
- 7 of his 20 earned runs came in his 2nd start of the season on May 22 at West Michigan...excluding the career-high 7-run outing, he posted a 1.46 ERA (13 ER, 80.0 IP) across his other 16 starts.
- Earned *Baseball America* Low Class A All-Star honors following the season.

### 2017

- Split his 1st professional season between Dominican Summer and AZL Padres (R), going 4-2 with a 2.25 ERA (14 ER, 56.0 IP) across his 9 outings (8 starts).

## PERSONAL

- Son of Carlos Patiño Jimenez and Zulma Arzuza Rada, both college professors across Colombia over the last 25 years. Their jobs often took them hundreds of miles away from Patiño and his older sister, Silvia, for weeks and sometimes months at a time. In their parents' absence, the children were raised by their grandparents and 2 live-in nannies.
- Credits his velocity to focusing on developing his lower half long before turning pro, including running for 45 minutes every day at local soccer fields with his father in Colombia.
- Has risen through the Padres system with fellow prospect MacKenzie Gore at almost every stop in their careers (Rookie-League AZL Padres, Single-A Fort Wayne, Single-A Lake Elsinore, and Double-A Amarillo). Gore helps Patiño with English and Patiño helps Gore with Spanish.



**NON-ROSTER  
INVITEE**



**LUIS PATIÑO CAREER PITCHING RECORD**

SEASON	TEAM	W	L	ERA	G	GS	CG	SHO	SV	IP	H	R	ER	HR	HB	BB	IBB	SO	WHIP	AVG	AB	WP	BK	GDP	TBF	NP-S
2017	SD1 (R)	2	1	2.48	9	8	0	0	0	40.0	32	14	11	2	2	16	0	43	1.20	.213	150	4	1	1	168	N/A - N/A
	DSL PAD (R)	2	1	1.69	4	4	0	0	0	16.0	11	5	3	0	0	2	0	15	0.81	.193	57	2	0	1	60	N/A - N/A
2018	FW (A)	6	3	2.16	17	17	0	0	0	83.1	65	25	20	1	5	24	0	98	1.07	.220	295	13	1	6	330	1,310 - 814
2019	AMA (AA)	0	0	1.17	2	2	0	0	0	7.2	8	4	1	0	0	4	0	10	1.57	.258	31	0	0	0	35	137 - 99
	LE (A)	6	8	2.69	18	17	0	0	0	87.0	61	30	26	4	1	34	0	113	1.09	.192	318	8	1	0	357	1,428 - 934
<b>Minors Totals</b>		16	13	2.35	50	48	0	0	0	234.0	177	78	61	7	8	80	0	279	1.10	.208	851	27	3	8	950	2,875 - 1,847

**CAREER TRANSACTIONS**

**OPTIONS USED: 0/3**

2016 Signed by SD as an international free agent, July 2



# LUIS PERDOMO

# 61

**RIGHT-HANDED  
PITCHER**

<b>Full Name</b>	Luis David Perdomo
<b>Date of Birth</b>	May 9, 1993 in Santo Domingo, Dominican Republic
<b>Current Residence</b>	San Cristobal, Dominican Republic
<b>2020 Opening Day Age</b>	26
<b>MLB Service Time</b>	3.086
<b>MLB Debut</b>	April 4, 2016 vs. LAD (with SD)
<b>How Obtained</b>	Acquired from COL in exchange for a PTBNL or cash considerations on December 10, 2015
<b>Contract Status</b>	Signed through 2020

**Height: 6-2**   **Bats: R**  
**Weight: 201**   **Throws: R**

pear-DOME-oh  
 @LPerdomo61  
 luisperdomo0061

## QUICK HITS

- His HR/9 IP has lowered in each of his 4 big league seasons (1.41 in 2016, 0.93 in '17, 0.81 in '18 and 0.75 in '19). After allowing 23 HR his rookie season in 2016 and 17 his sophomore season in '17, he has allowed just 10 home runs in the last 2 seasons combined.
- In 2017, led all NL pitchers with a 62.0 ground ball percentage.
- Hit 4 triples in 2017, the first pitcher to do so in a single season since PHI's Robin Roberts in 1955. Only 3 other pitchers had 1 triple in the majors in 2017, resulting in Perdomo having more triples in his 46 at-bats than all other ML pitchers in their combined 4,534 at-bats.

## 2019 SEASON

- Spent the majority of the campaign with SD, setting career bests in appearances (47), ERA (4.00), opponent AVG (.252), OBP (.372), SLG (.372), OPS (.675), holds (7), games finished (13) and 1st-pitch strike percentage (68.8).
- Began the season with El Paso (AAA) and was called up twice during the season (April 14 & May 26)...recorded his 1st professional save on April 12 at Reno and held opponents scoreless in 8 of his 11 outings.
- Made his season debut for the Padres on April 15 vs. COL in which he tossed 2.0 innings with 3 SO and 1 hit allowed to finish the game.
- Earned his 1st win of the season in his 2nd ML outing on April 27 at WSH, his 1st win since his start on April 6, 2018 at HOU...recorded his 2nd win of the season on August 19 at CIN...was saddled with his 1st loss of the season on July 3 vs. SF...3 of his 4 losses came at home and 3 losses came against divisional opponents.
- Gave up 3-or-more ER on 8 occasions, including a season-high 4 ER in 3 outings (last: Sept. 27 at ARI).
- Over 14 games from May 29-June 30, he allowed just 2 runs (1 earned) in 21.0 IP (0.43 ERA) while limiting hitters to a .189 AVG...in August, he allowed just 1 ER in 13.1 IP for a 0.68 ERA, holding opponents to a .208 clip.
- Held a career-long 13.0-scoreless inning streak from June 9-July 3, tied with Dinelson Lamet for the 5th-longest scoreless streak by a Padres pitcher in 2019.

## ACCOLADES

### Futures Game Selection (2015)

Midwest League Mid-Season All-Star (2015, Peoria)

Midwest League Post-Season All-Star (2015, Peoria)

- Made 1 start for SD on June 9 vs. WSH, during which he gave up 1 run (unearned) on 2 hits in 3.1 IP...it was his 1st start since Sept. 26, 2018 at SF.
- Tossed a season-high 4.0 innings on July 28 vs. SF, his longest relief outing since tossing 5.2 innings on June 10, 2016 at COL, a career high as a relief pitcher...has recorded 7 career relief outings with 3.0 IP-or-more.
- Pitched 2.0 innings-or-more in 13 games and 3.0 innings-or-more in 5 outings...from July 16-28, he tossed at least 2.0 innings in 3 of his 5 outings in that time.
- Gave up a season-high 8 hits on July 28 vs. SF, his most since also giving up 8 hits on July 27, 2018 vs. ARI.
- Owned a 1.38 ERA (2 ER, 13.0 IP) in 9 games vs. the NL Central while limiting hitters to a .156/.208/.267 line.
- Gave up just 6 HR over 47 appearances, posting a career-best 0.75 HR/9 rate...5 of his HR allowed came on the road.
- Pitched to a 3.00 ERA in 23 appearances at home as opposed to a 4.85 ERA in 24 games away from Petco Park.
- Relied on 4 pitches: sinker (54.2%), slider (34.5%), split finger (11%) and four seamer (0.3%)...opponents hit just .206 against his slider with 34 of his 55 SO...his splitter had a league-leading horizontal movement of 4.6 inches vs. the AVG.
- Induced 110 ground balls as a reliever, the 2nd-most among Padres relievers behind only Craig Stammen's 125 induced ground balls...his 53.0% GB rate led all Padres pitchers.
- Issued multiple BB on just 2 occasions in 2019 (July 13 vs. ATL and Aug. 28 vs. LAD).
- Averaged 4.5 outs per game in relief, the most among Padres relievers and 3rd-most among NL relievers.
- Went 1-for-7 at the plate (.143) with an RBI and 2 SO...his lone hit came in his start on June 9 vs. WSH.



## CAREER NOTES

### 2018

- Split the campaign between El Paso (AAA) and SD, missing 33 games with a strained right shoulder.
- His first 9 appearances of the season for SD were all starts, and upon his return from the DL on Sept. 3, he made 2 relief appearances and 1 start for his final outing on Sept. 26 at SF.
- Posted a 1-6 record in 10 starts, owning a 7.38 ERA (35 ER, 42.2 IP) with a .335 opponent AVG...in his 2 appearances as a reliever, had a 0.00 ERA (0 ER, 2.0 IP) and a .143 opponent AVG.
- To begin the season, made 4 starts with the big-league club from March 31-April 18, going 1-2 with a 8.36 ERA (13 ER, 14.0 IP) before being optioned to ELP...made 11 starts for ELP.
- Recalled from ELP on July 4 and made 5 starts from July 4-22, going 0-4 with a 7.71 ERA (6 ER, 2.1 IP).
- Placed on the 10-day DL with a right shoulder strain on July 28.
- His 1.84 HR percentage was the best mark he posted in a single season...allowed four HR after facing 217 batters.
- Posted a 2.25 ERA on the road (6 ER, 24.0 IP) compared to a 12.63 ERA at home (29 ER, 20.2 IP)...his career 6.23 ERA since from 2016-18 finished as the highest among all qualifying ML pitchers.
- Relied on five pitches: sinker (45.5%), slider (26.5%), four-seamer (16.6%), split finger (11.4%) and curve (0.1%).

### 2017

- Tied for the club lead in quality starts (16), T-2nd in wins (8), 3rd in IP (163.2) and 4th in SO (118).
- Led all NL pitchers with a 62.0 ground ball percentage, trailing only TOR's Marcus Stroman (62.9) in the majors...his 321 ground balls induced ranked 4th in the majors behind Clayton Richard and Stroman's 377 and STL/SEA's Mike Leake's 326.
- Forced opponents to ground into 32 double plays, which ranked T-1st in the NL with Richard and T-2nd in the majors behind only Stroman's 34, despite throwing 371 innings less than Stroman...his 1.76 opponent GDP/9 IP ratio ranked 1st in the majors.
- Became the first pitcher to hit four triples in a season since PHI's Robin Roberts in 1955...only 3 other pitchers had 1 triple in MLB in 2017, resulting in Perdomo having more triples in his 46 at-bats than all other ML pitchers in their combined 4,534 at-bats.
- Recorded 2 XBH for the 1st time in his career on May 15 at MIL...his RBI triple in the 2nd inning was the 1st 3B of his career and he became the 1st Padre hurler to hit a three-bagger since Tyson Ross in 2015.

- With 6 no decisions to open the season, he had the most consecutive starts to begin a season without a decision in club history, surpassing Bob Owchinko's 5 consecutive starts in 1977.
- Tossed at least 6.0 IP while allowing 2 hits-or-fewer and no earned runs twice (May 31 vs. CHC and June 23 vs. DET), 1 of only 2 Padres to record such an outing in 2017 (also, Jhoulys Chacin, Sept. 23 vs. COL).
- Earned his 1st win in his 11th start of the season on June 12 vs. CIN, working 6.2 innings of 3-run ball...after going winless in his first 10 starts, only John D'Acquisto (12 starts without a win in 1977) has ever had a longer winless streak to start a season in Padres history.
- Earned the win in 3 straight games (June 23-July 5 6/23-7/5), joining Jhoulys Chacin and Dinson Lamet as 1 of only 3 Padres to do so in 2017...went 3-0 with a 2.76 ERA (5 ER, 16.1 IP).

### 2016

- Led all SD starters in wins (9), IP (146.2) and ranked 2nd in SO (105) and games started (20).
- Tossed the only complete game by a Padres pitcher in 2016 on Aug. 28 at MIA, working 9.0 innings of 1-run ball, allowing 6 hits and 3 BB while striking out 3 in the team's 3-1 victory...induced 5 double play ground outs.
- Became the 1st SD rookie to toss a complete game since 2008 when Josh Banks did so on May 31, 2008 at SF.
- Gave up 3 earned runs-or-fewer in 12 of his 18 starts after June 15 and earned a quality start in 10 of his 20 starts.
- Came on in relief on June 10 at COL and worked 5.2 IP, striking out 7...tied the 2nd-longest relief outing in the majors in 2016 and the longest by a Padre reliever since Tim Stauffer also went 5.2 innings on May 22, 2013 vs. STL.
- Worked scoreless ball in 5 of his 15 relief appearances with a 9.10 ERA (30 ER, 29.2 IP).
- Made his ML debut in the Padres 1st game of the season on April 4 vs. LAD, allowing six ER in 1.0 IP.
- Earned his 1st career win on April 16 vs. ARI with a scoreless inning pitched in the Padres' 14-inning win.
- Made his 1st career start on May 14 at MIL, working 2.0 innings allowing 2 runs on 4 hits and 2 BB while striking out 4 in the team's eventual 8-7 victory.
- Earned his 1st career win as a starter against MIA on June 15, working 6.0 innings and allowing 3 runs on 6 hits and 2 BB while striking out 4 in the team's 6-3 victory.

# LUIS PERDOMO

## 2015

- Split the season between Palm Beach (A) and Peoria (A), going a combined 6-12 with a 3.98 ERA (56 ER, 126.2 IP) and 118 SO against 37 BB over 23 games (22 starts).
- Began the season with PEO and went 5-9 with a 3.68 ERA (41 ER, 100.1 IP) and 100 SO against 31 BB in 17 starts before earning a promotion to PMB in August.
- In 6 games (5 starts) for PMB, went 1-3 with a 5.13 ERA (15 ER, 26.1 IP).
- Named a Midwest League Mid-Season and Post-Season All-Star for PEO.
- Represented the World Team in the 2015 MLB All-Star Futures Game, working 0.2 scoreless innings with 1 hit allowed and 1 SO.

## 2011-2014

- In **2014**, went a combined 4-6 with a 4.25 ERA (34 ER, 72.0 IP) and 57 SO to 22 BB over 14 games (13 starts) between State College (A), Peoria (A) and Palm Beach (A)...played the entire **2013** season with Johnson City (R), going 1-6 with a 5.40 ERA (25 ER, 41.2 IP)...in **2012**, split the season between the DSL Cardinals (R) and GCL Cardinals (R), going a combined 4-4 with a 2.70 ERA (17 ER, 56.2 IP) and 50 SO against 13 BB in 11 total GS...made his professional debut in **2011** with 6 games (5 starts) for the DSL Cardinals (R), going 1-3 with a 5.68 ERA (12 ER, 19.0 IP).

## PERSONAL

- All-time favorite baseball players are David Ortiz and Pedro Martinez.
- Enjoys Vin Diesel movies.



### LUIS PERDOMO CAREER PITCHING RECORD

SEASON	TEAM	W	L	ERA	G	GS	CG	SHO	SV	IP	H	R	ER	HR	HB	BB	IBB	SO	WHIP	AVG	AB	WP	BK	GDP	TBF	NP-S
2011	DSL CAR (R)	1	3	5.68	6	5	0	0	0	19.0	28	18	12	1	3	8	0	16	1.89	.364	77	3	0	3	89	N/A - N/A
2012	CAR (R)	1	1	5.00	2	2	0	0	0	9.0	11	6	5	0	0	5	0	3	1.78	.324	34	1	0	0	40	N/A - N/A
	DSL CAR (R)	3	3	2.27	9	9	1	0	0	47.2	42	20	12	0	3	8	0	47	1.05	.230	183	7	0	1	200	N/A - N/A
2013	JC (R)	1	6	5.40	12	10	0	0	0	41.2	59	44	25	4	4	14	0	29	1.75	.316	187	6	0	1	207	N/A - N/A
2014	PEO (A)	3	6	5.05	11	11	0	0	0	57.0	64	44	32	4	4	21	0	41	1.49	.276	232	5	1	3	261	513 - 320
	PMB (A)	0	0	0.00	1	0	0	0	0	3.0	2	0	0	0	0	0	0	3	0.67	.200	10	0	0	1	10	N/A - N/A
	SC (A)	1	0	1.50	2	2	0	0	0	12.0	11	3	2	1	0	1	0	13	1.00	.250	44	0	0	2	46	N/A - N/A
2015	PEO (A)	5	9	3.68	17	17	1	0	0	100.1	103	52	41	7	5	31	0	100	1.34	.265	388	7	1	8	430	764 - 522
	PMB (A)	1	3	5.13	6	5	0	0	0	26.1	31	16	15	1	0	6	0	18	1.41	.301	103	3	0	3	112	N/A - N/A
2016	SD	9	10	5.71	35	20	1	0	0	146.2	187	99	93	23	7	46	7	105	1.59	.310	604	10	0	20	662	2371 - 1510
2017	SD	8	11	4.67	29	29	0	0	0	163.2	182	97	85	17	8	65	3	118	1.51	.285	638	11	2	32	716	2,558 - 1,597
2018	SD	1	6	7.05	12	10	0	0	0	44.2	62	37	35	4	3	22	2	39	1.88	.328	189	4	0	5	217	831 - 504
	ELP (AAA)	6	3	3.72	13	13	1	0	0	75.0	72	33	31	12	1	21	0	61	1.24	.255	282	2	0	7	306	1,092 - 697
2019	SD	2	4	4.00	47	1	0	0	0	72.0	69	34	32	6	2	18	1	55	1.21	.252	274	3	0	7	296	1,044 - 708
	ELP (AAA)	2	1	3.60	11	0	0	0	1	15.0	21	9	6	3	1	4	0	17	1.67	.339	62	0	1	1	69	243 - 163
<b>MLB Totals</b>		20	31	5.16	123	60	1	0	0	427.0	500	267	245	50	20	151	13	317	1.52	.293	1705	28	2	64	1891	6,804 - 4319
<b>Minors Totals</b>		24	35	4.01	90	74	3	0	1	406.0	444	245	181	33	21	119	0	348	1.39	.277	1602	34	3	30	1770	2,612 - 1,702

### CAREER TRANSACTIONS

OPTIONS USED: 2/3

2010 Signed by STL as an international free agent, November 28

2015 Selected by COL from STL in the first round of the Major League phase of the 2015 Rule 5 Draft, December 10

Acquired by SD from COL in exchange for a PTBNL or cash considerations, December 10



# TOMMY PHAM

# 28

OUTFIELDER

Height: 6-1    Bats: R  
Weight: 223    Throws: R

fam  
@TphamLV  
tphamlv

Full Name	Thomas James Pham
Date of Birth	March 8, 1988 in Las Vegas, Nevada
Current Residence	Las Vegas, Nevada
2020 Opening Day Age	32
MLB Service Time	4.107
MLB Debut	September 9, 2014 @ CIN (with STL)
How Obtained	Acquired from TB along with Jake Cronenworth in exchange for Hunter Renfroe, Xavier Edwards and a PTBNL on December 6, 2019
Contract Status	Signed through 2020

## QUICK HITS

**PHAMILY REUNION** Is 1 of 7 players to record at least 15 HR and 15 SB in each of the last 3 seasons (2017-19), joining Tim Anderson, Mookie Betts, Francisco Lindor, Yasiel Puig, José Ramírez and Christian Yelich.

**20-20 VISION** Ended 2019 as 1 of 4 active players to reach 20 HR/20 SB with at least 2 different teams, along with Ian Desmond (WSH, TEX, COL), Shin-Soo Choo (CLE, CIN) and Curtis Granderson (DET, NYY).

**CATCH ME IF YOU CAN** Led the AL in stolen base pct. (86.2, 25-for-29) in 2019. Was successful on 19 of 20 stolen base attempts beginning on May 15 after a 6-for-9 start.

**FLASHING THE LEATHER** Handled 166 chances (all in LF) without an error in 2019, and his 1,000 fielding pct. tied with 4 others for tops among all ML OFs. His 8 outfield assists ranked 2nd among AL left fielders, behind TOR Lourdes Gurriel Jr. (9).

**ON-BASE MACHINE** Set the Rays franchise record with a 48-game on-base streak from August 21, 2018 through April 16, 2019 (.346/.450/.593, 63 H, 34 BB), tying him with Joey Votto (2015) for the 2nd-longest streak by any ML player in the decade (Shin-Soo Choo, 52 G in 2018).

**THE GREAT PHAMBINO** Combined to score a career-high 102 runs between the Cardinals (67) and Rays (35) in 2018. Only 4 other players in baseball matched his combination of runs, home runs (21) and stolen bases (15): Mookie Betts, Francisco Lindor, José Ramírez and Christian Yelich.

## 2019 SEASON

- In his 1st full season with TB, led the club in plate appearances (654), at-bats (567), hits (155), 2B (33), SB (25), BB (81) and OBP (.369)...finished among AL leaders in BB (7th) and SB (5th).
- Hit 21 HR to record his 2nd-career 20-HR, 20-SB season (2017 with STL)...was 1 of 9 in the majors to hit the 20-20 mark in 2019...at 31, was the oldest to do so.
- From his TB debut (Aug 1, 2018) to the end of the 2019 regular season, the Rays went 111-72 (.607) with him in the starting lineup and his .385 OBP ranked 7th in the AL (min. 500 PA).

## ACCOLADES

MLB.com Organization All-Star (2014, STL)

Pacific Coast League Player of the Week (August 11, 2014, Memphis)

Midwest League Player of the Week (May 19, 2008, Quad Cities)

- Made his 3rd-career Opening Day roster and reached base safely in his 1st 16 games of the season, extending his on-base streak to a club-record 48 consecutive games... hit .346/.450/.593 (63-for-182) with 6 2B, 6 3B, 9 HR, 28 RBI and 10 SB during the streak, which began on Aug 21, 2018...over that span, he ranked among AL leaders (min. 100 AB) in AVG. (1st), OBP (2nd), SLG (4th) and OPS (1.044, 2nd).
- Hit the 1st grand slam of his career on May 6 vs. ARI...the estimated distance on the homer was 443 feet, the longest grand slam hit by a Ray in the Statcast era (2015).
- From May 19-25, recorded an extra-base hit in 6 consecutive games, the longest such streak of his career.
- Sustained a fracture in his right hand on July 28 at TOR while attempting to stretch a single into a double...Pham played through the injury.
- On Sep 18 at LAD, recorded a career-high 5 hits, tying the single-game Rays record...became the 1st visiting player with a 5-hit game at Dodger Stadium since SF Brandon Belt on Sep 14, 2013 and the first AL player to ever record a 5-hit game there (interleague or postseason).
- Hit a solo HR in the 5th inning of the AL Wild Card game in TB's 5-1 win at OAK.
- During the AL Division Series vs. HOU, hit .333 (7-for-21) with 1 HR (off AL Cy Young winner Justin Verlander), 2 RBI, 1 BB and 1 run scored.
- Was 1 of 3 Rays on the active roster for the entirety of the season, joining Willy Adames and Charlie Morton.

## CAREER NOTES

### 2018

- Acquired by TB from STL at the non-waiver trade deadline and appeared in 39 games, all starts (35-LF, 2-CF, 2-DH).
- Hit .343 with TB, which was higher than any other player traded in the week leading up to the non-waiver trade deadline.





- The Rays went 27-12 (.692) with him in the starting lineup, and they went 5-6 when he was on the 10-day DL from Aug 3-15 with a right foot fracture.
- After returning from the 10-day DL on Aug 16, ranked among AL leaders in AVG (.355, 1st), OBP (.452, 2nd), SLG (.645, 4th) and OBP (1.097, 3rd).
- Recorded a career-long 17-game hitting streak from Aug 21–Sep 14, batting .391 (27-for-69) over that span.
- Hit 6 3B, all coming in September in just 26 games played...prior to that, hit only 2 3B in 248 career games... was the most triples by any player in a calendar month since ARI David Peralta (6) in July 2015.
- Recorded 5 2B, 6 3B and 5 HR in September, becoming only the third AL player in the DH era with at least 5 2B, 5 3B and 5 HR in any calendar month...joined Hall of Famers CWS Harold Baines in August 1984 and KC George Brett in August 1977...became the 1st player in either league to do this in September since PHI Dick Allen in 1964.
- Played 12 games for the Leones del Escogido in the Dominican Winter League.

## 2017

- Enjoyed a breakout season after his May 5 recall from Memphis (AAA)...ranked 3rd in the NL with a .411 OBP, behind only Joey Votto (.454) and Justin Turner (.415) and ranked 4th with 25 SB and T-10th with 95 runs scored.
- Received 1 7th-place vote, 3 8th-place votes, 3 9th-place votes and 5 10th-place votes for NL Most Valuable Player, finishing 11th in the overall balloting.
- Was 1 of 7 players in the majors to record at least a .300 AVG, .400 OBP and .500 SLG.
- On August 26 vs. TB, recorded his 1st-career walk-off hit, a 2-run HR off Brad Boxberger.

## 2016

- Was the Cardinals Opening Day left fielder in 2016 but injured his left oblique during batting practice and left the game in the 2nd inning...reinstated on May 17 and optioned to Memphis.
- Returned to the Cardinals on June 18 and remained in the majors through season's end.
- Played 8 games for the Navegantes del Magallanes in the Venezuelan Winter League and 9 games for the Leones del Escogido in the Dominican Winter League.
- In 2015, appeared in 52 games over two stints with the Cardinals...received his first extended big league action following a July 3 call up.

## 2015

- Missed the first 2 months of the season with a left quad strain suffered in spring training.

- On July 4 vs. SD, made his second career start, batting leadoff and playing center field...doubled off Odrisamer Despaigne in the 6th inning for his first career hit.
- On July 5 vs. SD, drove in every run of a 3-1 victory...hit his first career HR, a 2-run shot in the 3rd inning, off Ian Kennedy, and added a 5th-inning RBI double off Kennedy.
- Appeared in 3 games (1 start) of the club's 3-1 series loss to the Cubs in the NLDS...hit a pinch-hit, solo HR off Jon Lester in Game 1, becoming the 3rd Cardinals rookie to homer in his 1st postseason PA, joining Randal Grichuk in 2014 and George Watkins in 1930...started in CF in Game 3 and struck out as a pinch-hitter in Game 4.

## 2014

- Appeared in 6 games for the Cardinals as a September call up...made his ML debut after 699 games and 2,338 AB in the minors...was used twice as a pinch-hitter, twice as a pinch-runner and twice as a defensive replacement.
- Ranked 4th among STL farmhands with a .324 AVG and tied for 4th with 20 SB...ranked 3rd in the Pacific Coast League in AVG and 4th with a .395 OBP.
- Played 14 games for the Leones del Caracas in the Venezuelan Winter League.
- Ranked by *Baseball America* as the No. 15 prospect in the Cardinals system following the season.

## 2013

- Limited to 75 games between Springfield (AA) and MEM due to left oblique and left shoulder injuries...underwent left shoulder surgery toward the end of the season, his 4th consecutive season-ending injury.
- Named to the Texas League Mid-Season All-Star Team but was replaced due to injury.
- Ranked by *Baseball America* as the No. 23 prospect in the STL system after the season...the publication also tabbed him as the Best Defensive Outfielder in the organization.

## 2006-2012

- Suffered a season-ending left shoulder injury in **2012** after only 12 games with Springfield, and he suffered a season-ending hand injury in **2011** after only 40 games with Springfield...ranked by *Baseball America* as the Best Defensive Outfielder in the organization following the season...in **2010**, hit .288/.394/.441 (103-for-358) with 6 HR and 45 RBI in 106 games between SPD and Palm Beach (A), missing the last few weeks of the season with a right forearm fracture...hit .232 in 114 games for PB in **2009**, split the **2008** season between PB and Quad Cities (A) and divided **2007** between QC and Batavia (A)...saw his 1st professional action in **2006** with Johnson City (R), hitting .231 in 54 games.

# TOMMY PHAM

## PERSONAL

- Raised by his working-class mother, Tawana Polk, and was the first Vietnamese-American to play in a major league game since 2006. He told Sports Illustrated in early 2018, "I'm from a background where my mom kept it so real. My mom would be like, 'Man, look, I don't have no money to get you nothing for Christmas, I don't have no money to get you nothing for your birthday. I'm sorry. I gotta pay the bills...I was never raised like that.'"
- Afflicted by keratoconus, a disease of the cornea, Tommy's vision and career were in jeopardy. The condition was discovered after poor vision was suspected to be at the root of his struggles in the minors. He underwent a radical

new procedure in 2011. "Miracle, I think, is the best term to describe him," said Dr. Brian Boxer Wachler, one of his specialists. He is now an ambassador for the National Keratoconus Foundation and often answers questions on social media based on his experience with the condition.

- His favorite rapper is Fabolous.
- Following the 2018 season, went on an ATV tour in Colombia with fellow major leaguers Tim Beckham, Mallex Smith and Billy Hamilton. It was a 3-hour tour of Medellín, getting an up-close look at nearby mountains, creeks, farmlands and the city.
- Has spent parts of each of the last 3 winters training in Miami.

## TOMMY PHAM CAREER BATTING RECORD

SEASON	TEAM	AVG	G	AB	R	H	2B	3B	HR	RBI	BB	IBB	SO	SB	CS	OBP	SLG	OPS	PA	HBP	SAC	SF	GIDP
2006	JC (R)	.231	54	182	26	42	8	3	1	19	26	0	42	12	3	.340	.324	.664	216	5	1	2	5
2007	QC (A)	.063	14	32	3	2	0	0	0	1	3	0	9	3	0	.189	.063	.252	37	2	0	0	1
	BAT (A)	.205	67	239	33	49	8	5	2	16	25	2	60	14	6	.283	.305	.588	266	1	1	0	4
2008	QC (A)	.218	86	312	51	68	11	4	17	49	27	1	126	17	4	.285	.442	.727	346	3	2	2	7
	PMB (A)	.146	27	82	9	12	3	0	1	7	7	0	30	1	1	.222	.220	.442	92	1	2	0	0
2009	PMB (A)	.232	114	336	47	78	15	5	8	44	36	1	102	18	6	.313	.378	.691	380	4	3	1	6
2010	SPR (AA)	.339	38	121	19	41	13	1	3	18	18	0	28	4	2	.429	.537	.966	140	1	0	0	1
	PMB (A)	.262	68	237	42	62	14	4	3	27	42	0	59	13	4	.377	.392	.769	285	3	1	2	8
2011	SPR (AA)	.294	40	143	31	42	11	3	5	16	18	0	40	3	3	.372	.517	.889	166	1	2	2	6
2012	SPR (AA)	.154	12	39	3	6	2	0	1	3	4	0	19	0	0	.233	.282	.515	43	0	0	0	1
2013	SPR (AA)	.301	45	163	27	49	6	6	6	28	20	0	42	6	3	.388	.521	.910	188	4	0	1	4
	MEM (AAA)	.264	30	106	6	28	6	1	1	13	7	0	25	2	1	.310	.368	.678	113	0	0	0	4
2014	STL	.000	6	2	0	0	0	0	0	0	0	0	2	0	0	.000	.000	.000	2	0	0	0	0
	MEM (AAA)	.324	104	346	63	112	16	6	10	44	38	1	81	20	2	.395	.491	.886	390	4	0	2	8
2015	STL	.268	52	153	28	41	7	5	5	18	19	1	41	2	0	.347	.477	.824	173	0	0	1	1
	MEM (AAA)	.327	48	171	29	56	10	1	6	39	22	0	36	9	0	.398	.503	.901	196	0	0	3	5
2016	STL	.226	78	159	26	36	7	0	9	17	20	1	71	2	2	.324	.440	.764	183	3	1	0	3
	SPR (AA)	.357	4	14	3	5	0	0	1	2	3	1	3	0	1	.471	.571	1.042	17	0	0	0	0
2016	MEM (AAA)	.236	33	110	15	26	5	1	3	17	18	0	29	8	2	.344	.382	.726	128	0	0	0	2
2017	STL	.306	128	444	95	136	22	2	23	73	71	0	117	25	7	.411	.520	.931	530	10	2	3	18
	MEM (AAA)	.283	25	92	17	26	8	0	4	19	13	0	21	6	3	.371	.500	.871	106	0	1	0	1
2018	TB	.343	39	143	35	49	7	6	7	22	25	1	43	5	1	.448	.622	1.071	174	4	0	2	6
	STL	.248	98	351	67	87	11	0	14	41	42	1	97	10	6	.331	.399	.730	396	2	0	1	12
2019	TB	.273	145	567	77	155	33	2	21	68	81	4	123	25	4	.369	.450	.818	654	5	0	1	22
MLB Totals		.277	546	1819	328	504	87	15	79	239	258	8	494	69	20	.373	.472	.844	2112	24	3	8	62
Minors Totals		.259	810	2729	426	707	136	40	73	364	327	6	752	136	41	.343	.418	.761	3113	29	13	15	63



### WILD CARD RECORD

DATE	TEAM	OPP	AVG	G	AB	R	H	2B	3B	HR	RBI	BB	IBB	SO	SB	CS	OBP	SLG	OPS	PA	HBP	SAC	SF	GIDP
10.2.2019	TB	@OAK	.500	1	4	1	2	0	0	1	1	0	0	1	1	0	.500	1.250	1.750	4	0	0	0	0

### DIVISION SERIES RECORD

SEASON	TEAM	AVG	G	AB	R	H	2B	3B	HR	RBI	BB	IBB	SO	SB	CS	OBP	SLG	OPS	PA	HBP	SAC	SF	GIDP
2015	STL	.200	3	5	1	1	0	0	1	2	0	0	2	0	0	.200	.800	1.000	5	0	0	0	0
2019	TB	.333	5	21	1	7	0	0	1	2	1	0	3	0	0	.364	.476	.840	22	0	0	0	2
Career Totals		.308	8	26	2	8	0	0	2	4	1	0	5	0	0	.333	.538	.872	27	0	0	0	2

### POSTSEASON (COMBINED)

SEASON	TEAM	AVG	G	AB	R	H	2B	3B	HR	RBI	BB	IBB	SO	SB	CS	OBP	SLG	OPS	PA	HBP	SAC	SF	GIDP
2015	STL	.200	3	5	1	1	0	0	1	2	0	0	2	0	0	.200	.800	1.000	5	0	0	0	0
2019	TB	.360	6	25	2	9	0	0	2	3	1	0	4	1	0	.385	.600	.985	26	0	0	0	2
Career Totals		.333	9	30	3	10	0	0	3	5	1	0	6	1	0	.355	.633	.988	31	0	0	0	2

### CAREER TRANSACTIONS

OPTIONS USED: 3/3

- 2006 Signed by STL as a 16th-round selection in the First-Year Player Draft
- 2018 Acquired by TB from STL along with international bonus pool money in exchange for Genesis Cabrera, Roel Ramirez and Justin Williams, July 31
- 2019 Acquired by SD from TB along with Jake Cronenworth in exchange for Hunter Renfroe, Xavier Edwards and a PTBNL, December 6



# DREW POMERANZ

# 15

**LEFT-HANDED  
PITCHER**

Height: 6-5

Bats: R

Weight: 246

Throws: L

@DrewPomeranz

drewpomeranz

Full Name	Thomas Andrew Pomeranz
Date of Birth	November 22, 1988 in Memphis, Tennessee
Current Residence	Collierville, Tennessee
2020 Opening Day Age	31
MLB Service Time	7.013
MLB Debut	September 11, 2011 vs. CIN (with COL)
How Obtained	Signed as a Major League free agent on November 27, 2019
Contract Status	Signed through 2023

## QUICK HITS

**HAVE A 2ND HALF** Acquired by MIL from SF on July 31, 2019. In 25 appearances (1 start) with MIL, owned a 2.39 ERA, struck out 45 batters against 8 walks and owned the highest strikeout rate (45%) of any NL reliever from August 1 through the end of the season (min. 20 IP).

**WHAT'S A STAR WITHOUT A STAGE?** Named a Padres 2016 All-Star at Petco Park on July 12, 2016. Pitched a scoreless 4th inning with 1 hit allowed.

**GUESS WHO'S BACK?** 2020 marks his 2nd stint in San Diego. Acquired by BOS from SD on July 14, 2016 in exchange for RHP Anderson Espinoza. At the time of his trade, he led NL starters with a .184 opponent AVG and ranked among ML leaders with a 2.47 ERA (7th) and a .555 opponent OPS (2nd).

**SAN DIEGO STATE OF MIND** Hit his 1st-career Major League home run on May 7, 2012 at SD (with COL). Hit his 2nd (and last) home run on June 25, 2016 at CIN (with SD).

**EARLY RISER** Drafted in the 1st round (5th overall) in 2010 by CLE and made his ML debut that same season with COL, his 1st professional season. Split the year with the big league club, Tulsa (AA), Arkansas (AA) and Kinston (A).

**OLE MISS** Was selected in the 12th round of the 2007 MLB Draft by the Texas Rangers, but he chose to play college for the University of Mississippi. Named a 2005 Freshman All-American, an All-SEC Freshman and Southeastern Conference Pitcher of the Year honors. As a junior, earned All-America honors from the National Collegiate Baseball Writers Association.

## 2019 SEASON

- In 46 appearances (18 starts) between SF and MIL, posted a 4.85 ERA (56 ER, 104.0 IP) with 137 SO against 44 BB... his 46 outings were the 2nd most in a single season in his career (most: 53 appearances in 2015).
- Went 2-9 in 21 appearances (17 starts) for SF to begin the season before being acquired by MIL along with RHP Ray Black in exchange for SS Mauricio Dubon on July 31.

## ACCOLADES

World Series Champion (2018, BOS)

National League All-Star (2016, SD)

- In 25 appearances (1 GS) with MIL, owned a 2.39 ERA (7 ER, 26.1 IP), struck out 45 against 8 BB, posted a .176 opponent AVG and owned the highest strikeout rate (45%) of any NL reliever from August 1 through the end of the season (min. 20 IP).
- Held opponents scoreless in 18 of his final 20 outings of the year, posting the 2nd-best ERA (1.33) in the majors from August 17 through the end of the season (min. 20 appearances).
- MIL went 18-7 in games in which Pomeranz appeared.
- Made 1 appearance in the postseason, pitching 2.0 perfect innings in the NL Wild Card game against the eventual World Series Champion Washington Nationals.
- Relied on 5 pitches in 2019: four-seamer (52.3%), curve (31.7%), sinker (8%), cutter (5.8%) and changeup (2.2%)... opposing batters hit .143 against his changeup and .223 vs. his fastball...the 29.3 whiff % vs. his four-seamer was the highest of any pitch in a season in his career.

## CAREER NOTES

### 2018

- In his 2nd full season with BOS, he went 2-6 with a 6.08 ERA (50 ER, 74.0 IP) over 26 outings (11 starts).
- His 1st 11 appearances came as a starter, and he pitched only in relief from August 10 through the remainder of the season...posted a 5.56 ERA over 15 relief appearances.
- Began the season on the 10-day DL with a left forearm flexor strain...made rehab appearances with Pawtucket (AAA) on April 8 and for Portland (AA) on April 13.
- Made his ML season debut on April 20 at OAK and did not receive a decision in BOS' 7-3 win.
- Placed on the 10-day DL on June 5 (retro June 2) due to left biceps tendinitis.
- Activated from the DL on July 24 and made 18 appearances (3 GS) through the remainder of the season.
- Was on Boston's World Series roster but did not appear in a game.



## 2017

- Went 17-6 with a 3.32 ERA (64 ER, 173.2 IP) in 32 GS during his 1st full season with BOS...set career highs in starts, wins, and IP.
- Posted a 5.29 ERA through his 1st 7 starts but went 14-2 with a 2.84 ERA in his final 25 starts to end the season.
- Allowed 2-or-fewer runs in a ML-leading 23 starts... pitched 5.0+ innings and allowed 2 ER-or-fewer in 20 of his starts, throwing 6.0+ innings in 15 of those.
- Tagged with the loss in only 1 of his 19 starts from May 20-August 28 (11-1).
- Went 7-3 in 15 road starts...his 3.19 ERA in those outings was the 6th-lowest in the AL...won a career-long 7 consecutive road decisions from May 31-Aug. 28.
- Began the year on the 10-day DL with a left forearm flexor strain...reinstated on April 11 and made his season debut that same day vs. BAL.
- Exited his start on May 14 vs. TB prior to the 4th inning with left triceps tightness (did not miss his next start)... removed from his start on August 18 vs. NYY (back spasms) after throwing 3.1 scoreless innings.
- Started Game 2 of the ALDS at HOU and was saddled with the loss, working 2.0 IP, with 4 ER, 5 hits and 1 SO.

## 2016

- Split the season between SD and BOS and earned his 1st career All-Star Game nod on July 12 at Petco Park in San Diego, pitching a scoreless 4th...went 11-12 on the season with a 3.32 ERA (63 ER, 170.2 IP), 186 SO, and a .217 opponent AVG over 30 starts and 1 relief appearance.
- Selected by All-Star Manager Terry Collins to replace Noah Syndergaard on the NL All-Star roster at Petco Park in San Diego, his 1st-career selection.
- Ranked among ML leaders in opponent AVG (9th, .217), SO/9.0 IP (10th, 9.81), SO (18th) and ERA (20th).
- Allowed 2 ER-or-fewer in 20 of his 30 starts, including 7 starts with 0 earned runs allowed.
- Made 6 starts with 0 ER and 3-or-fewer hits allowed, which tied for 3rd-most in MLB (behind Clayton Kershaw's 8, Jake Arrieta's 7 and Jeremy Hellickson's 6).
- Ranked among ML leaders on the road with a 2.75 ERA (6th) and a .198 opponent AVG (3rd)...allowed 2-or-fewer runs in 13 of his 16 road starts.
- Acquired by BOS from SD on July 14 in exchange for RHP Anderson Espinoza...at the time of his trade, he led NL starters with a .184 opponent AVG and ranked among ML leaders with a 2.47 ERA (7th) and a .555 opp. OPS (2nd).
- Pitched in the postseason for the 1st time in his career... recorded 2.1 scoreless innings of relief in Game 1 of the ALDS at CLE (3 H, BB, 5 SO)...also appeared in relief in Game 3 (1.1 IP, 2 ER).

## 2015

- Appeared in a career-high 53 games (9 starts) for OAK, going 5-6 with a 3.66 ERA (35 ER, 86.0 IP).
- Posted a 4.63 ERA and a .244 opponent AVG in 9 starts, compared to a 2.61 ERA and .205 opponent AVG in 44 relief outings.
- Placed on the 15-day DL on May 19 with a sprained left AC joint...reinstated on June 3 and moved to the bullpen.
- Missed the final 7 games with an AC joint inflammation... underwent left shoulder surgery on October 21 in Dallas, performed by Dr. Keith Meister.

## 2014

- Made his 1st-career Opening Day roster and spent the majority of the season with OAK, posting a 2.35 ERA in 20 ML games (10 GS).
- Went 1-1 with a 1.62 ERA in 10 relief appearances and went 4-3 with a 2.58 ERA in 10 starts.
- Fractured his right wrist on June 16 and landed on the 15-day DL the next day.

## 2013

- Worked in 8 games (4 starts) for COL, spending most of the year with Colorado Springs (AAA).
- Began the year with CS and went 8-1 with a 4.20 ERA in 15 starts before being recalled on June 30...ranked 2nd in the Pacific Coast League in wins (8) and strikeouts (132) at the time of his promotion to the ML club.
- Went 0-4 with an 8.10 ERA in 4 starts for COL before being optioned to CS on July 11.

## 2012

- Made 22 starts for COL in his rookie season, going 2-9 with a 4.93 ERA (53 ER, 96.2 IP).
- Began the season with Tulsa (AA) before being recalled by COL on April 15...optioned to CS on May 11 after making 5 starts for COL.
- Recalled again on July 1 and spent the remainder of the season in the majors.
- At the plate, hit his 1st-career HR on May 7 at SD, a solo shot off of Edinson Volquez.

## 2011

- Made his ML debut with COL in his 1st professional season after being acquired on August 17 to complete a 5-player trade with CLE.
- Named a Carolina League Mid-Season and Post-Season All-Star for Kinston (A).

# DREW POMERANZ

- Selected to the U.S. Team for the 2011 All-Star Futures Game at Chase Field in Phoenix, Ariz.
- Debuted on September 11 with a start against CIN, working 5.0 shutout innings for his 1st-career win...became the 7th starting pitcher in COL history to win his debut and the 3rd to do so without allowing a run.
- Received the Cellular South Ferriss Trophy (now known as the C Spire Ferriss Trophy) in 2010, which is awarded annually to Mississippi's top collegiate baseball player.
- His older brother, Stuart, was signed by STL as a 2nd-round selection of the 2003 First-Year Player Draft. His father, Mike, lettered 4 years at Ole Miss. His uncle, Pat, also lettered 4 years at Ole Miss and was selected by CWS in the 18th round of the 1983 First-Year Player Draft.
- Went 20-6 at Collierville High School (TN) with 11 saves, a 2.21 ERA, and 312 strikeouts in 181.0 IP.
- Pitched for the United States Collegiate National Team in the 2009 World Baseball Challenge. Threw a 1-hitter in the Championship game against the German National team. Finished the 2009 World Baseball Challenge with a 4-1 record, a 1.75 ERA and a team-leading 48 SO.

## PERSONAL

- Married Carolyn Esserman in November 2016.
- Attend the University of Mississippi and was named Southeastern Conference Pitcher of the Year and earned All-American honors from the National Collegiate Baseball Writers Association as a junior. Also named a 2005 Freshman All-American and All-SEC Freshman.

## DREW POMERANZ CAREER PITCHING RECORD

SEASON	TEAM	W	L	ERA	G	GS	CG	SHO	SV	IP	H	R	ER	HR	HB	BB	IBB	SO	WHIP	AVG	AB	WP	BK	GDP	TBF	NP-S
2011	COL	2	1	5.40	4	4	0	0	0	18.1	19	11	11	0	1	5	0	13	1.31	.271	70	1	0	2	77	266 - 164
	TUL (AA)	1	0	0.00	2	2	0	0	0	10.0	2	0	0	0	0	0	0	7	0.20	.063	32	0	0	0	32	124 - 86
	AKR (AA)	0	1	2.57	3	3	0	0	0	14.0	10	4	4	1	0	6	0	17	1.14	.200	50	0	0	0	57	91 - 57
	KIN (A)	3	2	1.87	15	15	0	0	0	77.0	56	22	16	2	1	32	0	95	1.14	.202	277	6	0	4	313	N/A - N/A
2012	COL	2	9	4.93	22	22	0	0	0	96.2	97	57	53	14	4	46	2	83	1.48	.261	372	8	1	4	434	1,702 - 1,040
	TUL (AA)	0	0	0.00	1	1	0	0	0	4.0	4	0	0	0	1	1	0	4	1.25	.235	17	1	0	0	19	77 - 48
	COL (AAA)	4	4	2.51	9	9	0	0	0	46.2	52	23	13	2	0	20	0	46	1.54	.274	190	0	0	8	212	838 - 538
2013	COL	0	4	6.23	8	4	0	0	0	21.2	25	15	15	4	1	19	1	19	2.03	.301	83	0	0	5	105	417 - 251
	TUL (AA)	0	1	11.81	1	1	0	0	0	5.1	10	7	7	2	0	1	0	5	2.06	.400	25	0	0	0	27	105 - 70
	COL (AAA)	8	1	4.20	15	15	0	0	0	85.2	83	40	40	6	3	33	0	96	1.35	.256	324	3	0	7	366	1,488 - 949
2014	OAK	5	4	2.35	20	10	0	0	0	69.0	51	22	18	7	1	26	0	64	1.12	.204	250	0	0	10	278	1,138 - 711
	SAC (AAA)	3	1	3.69	8	8	0	0	0	46.1	45	19	19	6	0	17	1	54	1.34	.260	173	2	0	3	194	738 - 465
2015	OAK	5	6	3.66	53	9	0	0	3	86.0	71	44	35	8	3	31	1	82	1.19	.226	314	2	0	8	357	1,442 - 915
	STK (A)	0	0	0.00	1	0	0	0	0	2.0	0	0	0	0	0	0	0	3	0.00	.000	6	0	0	0	6	23 - 16
2016	BOS	3	5	4.59	14	13	0	0	0	68.2	70	35	35	14	0	24	1	71	1.37	.262	267	3	0	6	292	1,143 - 727
	SD	8	7	2.47	17	17	0	0	0	102.0	67	30	28	8	1	41	2	115	1.06	.184	364	7	0	4	411	1,698 - 1,064
2017	BOS	17	6	3.32	32	32	0	0	0	173.2	166	69	64	19	4	69	0	174	1.35	.252	659	6	0	23	740	3,080 - 1,924
2018	BOS	2	6	6.08	26	11	0	0	0	74.0	87	53	50	12	4	44	1	66	1.77	.297	293	4	1	9	344	1,447 - 877
	POR (AA)	1	0	3.38	1	1	0	0	0	5.1	4	2	2	1	0	3	0	4	1.31	.211	19	0	0	1	22	86 - 53
	PAW (AAA)	0	2	5.49	5	5	0	0	0	19.2	16	12	12	7	0	13	0	12	1.47	.225	71	1	0	3	84	348 - 209
2019	SF	2	9	5.68	21	17	0	0	0	77.2	89	51	49	17	4	36	0	92	1.61	.285	312	1	1	5	355	1,519 - 950
	MIL	0	1	2.39	25	1	0	0	2	26.1	16	7	7	4	0	8	0	45	0.91	.176	91	0	0	2	100	437 - 298
<b>MLB Totals</b>		<b>46</b>	<b>58</b>	<b>4.04</b>	<b>242</b>	<b>140</b>	<b>0</b>	<b>0</b>	<b>5</b>	<b>814.0</b>	<b>758</b>	<b>394</b>	<b>365</b>	<b>107</b>	<b>23</b>	<b>349</b>	<b>8</b>	<b>824</b>	<b>1.36</b>	<b>.247</b>	<b>3075</b>	<b>32</b>	<b>3</b>	<b>78</b>	<b>3493</b>	<b>14,289 - 8,921</b>
<b>Minors Totals</b>		<b>20</b>	<b>12</b>	<b>3.22</b>	<b>61</b>	<b>60</b>	<b>0</b>	<b>0</b>	<b>0</b>	<b>316.0</b>	<b>282</b>	<b>129</b>	<b>113</b>	<b>27</b>	<b>5</b>	<b>126</b>	<b>1</b>	<b>343</b>	<b>1.29</b>	<b>.238</b>	<b>1184</b>	<b>13</b>	<b>0</b>	<b>26</b>	<b>1332</b>	<b>3,918 - 2,491</b>



### WILD CARD RECORD

DATE	TEAM	OPP	W	L	ERA	G	GS	CG	SHO	SV	IP	H	R	ER	HR	HB	BB	IBB	SO	WHIP	AVG	AB	WP	BK	GIDP	TBF	NP-S
10.119	MIL	@WSH	0	0	0.00	1	0	0	0	0	2.0	0	0	0	0	0	0	0	2	0.00	.000	6	0	0	0	6	30 - 19

### DIVISION SERIES RECORD

SEASON	TEAM	W	L	ERA	G	GS	CG	SHO	SV	IP	H	R	ER	HR	HB	BB	IBB	SO	WHIP	AVG	AB	WP	BK	GIDP	TBF	NP-S
2016	BOS	0	0	4.91	2	0	0	0	0	3.2	4	2	2	1	0	2	1	7	1.64	.286	14	0	0	0	17	81 - 49
2017	BOS	0	1	18.00	1	1	0	0	0	2.0	5	4	4	2	0	1	0	1	3.00	.455	11	0	0	0	12	47 - 30
Career Totals		0	1	9.53	3	1	0	0	0	5.2	9	6	6	3	0	3	1	8	2.12	.360	25	0	0	0	29	128 - 79

### CHAMPIONSHIP SERIES RECORD

SEASON	TEAM	W	L	ERA	G	GS	CG	SHO	SV	IP	H	R	ER	HR	HB	BB	IBB	SO	WHIP	AVG	AB	WP	BK	GIDP	TBF	NP-S
2016	BOS	0	0	4.91	2	0	0	0	0	3.2	4	2	2	1	0	2	1	7	1.64	.286	14	0	0	0	17	81 - 49
2017	BOS	0	1	18.00	1	1	0	0	0	2.0	5	4	4	2	0	1	0	1	3.00	.455	11	0	0	0	12	47 - 30
2019	MIL	0	0	0.00	1	0	0	0	0	2.0	0	0	0	0	0	0	0	2	0.00	.000	6	0	0	0	6	30 - 19
Career Totals	Multiple	0	1	9.53	3	1	0	0	0	5.2	9	6	6	3	0	3	1	8	2.12	.360	25	0	0	0	29	128 - 79

### ALL-STAR RECORD

SEASON	TEAM	OPP	W	L	ERA	G	GS	CG	SHO	SV	IP	H	R	ER	HR	HB	BB	IBB	SO	WHIP	AVG	AB	WP	BK	GIDP	TBF	NP-S
2016	NL		0	0	0.00	1	0	0	0	0	1.0	1	0	0	0	0	0	0	1.00	.250	4	0	0	0	4	10-Dec	30 - 19

### CAREER TRANSACTIONS

OPTIONS USED: 3/3

- 2007 Signed by CLE as a first-round (fifth overall) selection in the First-Year Player Draft
- 2011 Acquired by COL from CLE as the player to be named later from a July 30, 2011 trade that sent a PTBNL (Pomeranz), Joe Gardner, Matt McBride and Alex White to COL in exchange for Ubaldo Jiménez, August 16
- 2013 Acquired OAK from COL in exchange for Brett Anderson, December 10
- 2015 Acquired by SD from OAK along with Jose Torres and a PTBNL (Jabari Blash) in exchange for Mark Rzepczynski and Yonder Alonso, December 2
- 2016 Acquired by BOS from SD in exchange for Anderson Espinoza, July 14
- 2019 Signed by SF as a Major League free agent, January 23  
Acquired by MIL from SF along with Ray Black and in exchange for Mauricio Dubon, July 31  
Signed by SD as a Major League free agent, November 27



# HUDSON POTTS

# 75

OUTFIELDER

Height: 6-3

Bats: R

Weight: 218

Throws: R



Full Name	Hudson James Potts
Date of Birth	October 28, 1998 in Southlake, Texas
Current Residence	Grapevine, Texas
2020 Opening Day Age	21
MLB Service Time	0.000
How Obtained	Signed as a first-round selection (24th overall) in the 2016 First-Year Player Draft
Contract Status	Signed through 2020

## QUICK HITS

- Hit a 3-run HR as part of a 7-run outburst in the 9th inning of the Sod Poodles 8-3 comeback victory over Tulsa in the decisive 5th game of the Texas League Finals vs. Tulsa in 2019.
- In 2017 with Fort Wayne (A), Potts hit 20 HR and teammate Fernando Tatis Jr. hit 21 HR...the duo became the 1st pair of 18-year-olds to hit 20+ HR in the Midwest League history.

## 2019 SEASON

- Spent most of the season with Amarillo (AA), playing 107 games and hitting .227 (93-for-409) with 23 2B, 1 3B, 16 HR, 59 RBI and 32 BB...made 1 rehab assignment with AZL Padres 1 (R) after being shelved with an oblique injury, batting .667 in 4 games.
- Entered 2019 rated as the Padres No. 15 prospect by *Baseball America*, ESPN.com and MLB Pipeline.
- Before being sidelined on the IL, hit .209 (41-for-196) from April 2-May 31 with 12 2B, 5 HR, 22 RBI and 18 BB.
- Placed on the 7-day Injured List on June 2 with an oblique injury...sent to AZL Padres 1 on a rehab assignment on June 25, where he hit .667 (8-for-12) in 4 games...was activated from the IL on June 30.
- In 57 games from July through the end of the season, hit .244 (52-for-213) with 11 2B, 1 3B, 11 HR, 37 RBI, 30 runs scored and 14 BB.
- Hit .284 (31-for-109) with RISP with the Sod Poodles.
- Hit .256 (10-for-39) with 2 2B, 2 HR and 6 RBI in the Texas League playoffs...hit a 3-run HR as part of a 7-run outburst in the 9th inning of the Sod Poodles 8-3 comeback victory over Tulsa in the decisive 5th game of the Texas League Finals.
- Following the season, played in the Arizona Fall League for the Peoria Javelinas with teammates Elliot Ashbeck, Osvaldo Hernandez, Reiss Knehr, Reggie Lawson, Jacob Nix, Logan Driscoll and Owen Miller...played in 18 games but went just 8-for-44 (.182).

## ACCOLADES

MiLB.com Organization All-Star (2018, SD)

California League Mid-Season All-Star (2018, Lake Elsinore)

California League Post-Season All-Star (2018, Lake Elsinore)

MiLB.com Player of the Month (Aug. 2017, Fort Wayne)

Midwest League Player of the Week (August 20, 2017, Fort Wayne)

## CAREER NOTES

### 2018

- Spent the majority of the season with Lake Elsinore (A), earning California League Mid and Post-Season All-Star honors before earning a promotion to San Antonio (AA) on August 9.
- Saw his OPS rise in each full month he spent with LE: .771 in April, .824 in May, .916 in June and .975 in July.
- Slashed .369/.417/.559 in the month of July, and his .369 AVG and .417 OBP were the 2 highest clips for any calendar month in his career.
- Promoted to SA on August 9 and made 21 appearances (all starts) at 3B for the Missions...hit .154 (12-for-78) with 2 HR.
- Started at 3B in all 8 of SA's post-season games and committed 0 errors in 24 chances while hitting .250 (8-for-32) with 2 2B, 1 HR, 2 RBI and 2 runs scored.
- Despite being promoted to SA for most of August and a playoff run into September, he still finished T-4th in the Cal League with 35 2B, 5th in SLG (.498) and 9th in HR (17).
- Named an MiLB Organizational All-Star for SD following the season and played in the Arizona Fall League for the league champion Peoria Javelinas, hitting .228 (18-for-79) with 5 2B, 2 HR, 13 RBI and 10 runs scored.

### 2017

- Spent the entire season with Fort Wayne (A) and ranked among Midwest League leaders in at-bats (491, T-3rd), games played (125, T-5th), HR (20, T-5th), hits (124, T-9th), RBI (69, T-9th) and XBH (T-9th).
- Along with teammate Fernando Tatis Jr.'s 21 HR, the duo became the first 18-year-olds to hit at least 20 HR in the Midwest League since Derek Parks clubbed 24 for the Kenosha Twins in 1987...Potts' 20 HR ranked tied for second in TinCaps' history with Jake Patterson (1997), behind only Tatis Jr.'s 21.





**NON-ROSTER  
INVITEE**

- Earned MiLB.com MWL Player of the Month in August, hitting .346 with 10 2B, 8 HR, 23 RBI and 21 runs scored in 27 games.
- Earned MWL Player of the Week for the week of August 20, hitting .500 (14-for-28) with 5 multi-hit efforts in 7 games.

**2016**

- Made his professional debut with the AZL Padres (R) and hit .295 (54-for-183) with 12 2B, 2 3B, 1 HR and 21 RBI and 35 runs scored in 43 games...was assigned to Tri-City (A) on Aug. 19 and hit .233 (14-for-60) with 1 3B, 6 RBI and 7 runs scored.

**PERSONAL**

- Attended Carroll Senior High School in Southlake, Texas (graduated in 2016).
- His family's house is a 4 ½ hour drive to Hodgetown, where the Amarillo Sod Poodles play.



**HUDSON POTTS CAREER BATTING RECORD**

SEASON	TEAM	AVG	G	AB	R	H	2B	3B	HR	RBI	BB	IBB	SO	SB	CS	OBP	SLG	OPS	PA	HBP	SAC	SF	GIDP
2016	PAD (R)	.295	43	183	35	54	12	2	1	21	9	0	34	8	4	.333	.399	.732	195	2	0	1	7
	TRI (A)	.233	16	60	7	14	0	1	0	6	9	1	13	2	1	.352	.267	.619	72	2	1	0	3
2017	FW (A)	.253	125	491	67	124	23	4	20	69	23	0	140	0	1	.293	.438	.731	522	6	0	2	13
	SA (AA)	.154	22	78	5	12	0	0	2	5	10	0	33	1	0	.258	.231	.489	89	1	0	0	1
2018	LE (A)	.281	106	406	66	114	35	1	17	58	37	1	112	3	1	.350	.498	.847	453	7	1	2	8
	AMA (AA)	.227	107	409	56	93	23	1	16	59	32	0	128	3	1	.290	.406	.696	448	5	0	2	9
2019	SDI (R)	.667	4	12	3	8	1	0	1	6	0	0	3	0	0	.692	1.000	1.692	13	1	0	0	0
	<b>Minors Totals</b>	.256	423	1639	239	419	94	9	57	224	120	2	463	17	8	.315	.428	.743	1792	24	2	7	41

**CAREER TRANSACTIONS**

**OPTIONS USED: 0/3**

2016 Signed by SD as a first-round selection (24th overall) in the First-Year Player Draft



# JURICKSON PROFAR

# 10

INFILDER

Height: 6-0

Bats: S

Weight: 184

Throws: R

@juricksonprofar

profarjurickson

Full Name	Jurickson Barthelomeus Profar
Date of Birth	February 20, 1993 in Willemstad, Curacao
Current Residence	Willemstad, Curacao
2020 Opening Day Age	27
MLB Service Time	5.165
MLB Debut	September 2, 2012 @ CLE (with TEX)
How Obtained	Acquired from OAK in exchange for Austin Allen and a PTBNL (Buddy Reed) on December 2, 2019
Contract Status	Signed through 2020

## QUICK HITS

**20 DINGER CLUB** Hit a career-high-tying 20 HR for the 2nd consecutive season in 2019 with the Oakland Athletics.

**SUCCESSFUL SWIPING** Successful in 9 of his 10 stolen base attempts (90%) in 2019 and is now 19-for-20 (95%) over the last 2 seasons, the 2nd-highest conversion rate in the majors over that span (min. 20 attempts).

**HELLO, NL WEST** Entered 2020 as a .365 (35-for-96) career hitter against the NL West, including a .474 clip against ARI, .409 vs. SD, .313 vs. both LAD and SF, and .304 vs. COL.

**CLUTCH CITY** Since making his ML debut in 2012, Profar's .429 OBP with the bases loaded ranks 5th among all qualifying players, and his .362 AVG ranks 16th.

**ALL EYES ON JP** Entered 2013 rated as the top prospect in baseball by MLB.com and the top hitting prospect by *Baseball America*.

**REPRESENTING** Played for Netherlands in the 2013 and 2017 World Baseball Classic and was selected to back-to-back Futures Games for the World Team in 2011-12.

**WAY BACK WHEN** Led Curaçao to the Little League World Series title in 2004 and back to the title game in 2005.

## 2019 SEASON

- Hit a career-high tying 20 home runs for the 2nd consecutive season in his 1st season with OAK, hitting .218 (100-for-459) with 24 2B, 2 3B, 67 RBI and 65 runs scored.
- Batted .305 (32-for-105) against LHP compared to .192 (68-for-354) against RHP...17 of his 20 came against RHP.
- Started a team-leading 115 games at 2B and made 13 errors, which were 3rd-most among AL 2B...also made 5 starts in LF, 5 as the DH and 1 at 1B.
- 8 of the errors came over his first 28 games (.938 fielding %)....had just 5 over his final 96 games (.986) and had a .973 fielding % overall.
- Ranked 3rd among AL 2B in games played (124), total chances (479) and putouts (221) and T-3rd in double plays (63).

## ACCOLADES

Arizona Fall League Rising Stars/All-Prospect Team (2015)

*Baseball America* Double-A All-Star (2013, Frisco)

Futures Game Selection (2011 & 2012)

MLB.com Organization All-Star (2011 & 2012, TEX)

*Baseball America* Minor League All-Star (2011, '12)

Texas League Mid-Season All-Star (2012, Frisco)

Post-Season All-Star (2011 SA League & 2012 TEX League)

MLB.com Class-A Best Hitter of the Year (2011)

*Baseball America* Low Class A All-Star (2011)

South Atlantic League MVP (2011, Hickory)

- Hit 18 of his 20 home runs as a 2B, which ranked 4th among AL 2B...fell 1 HR short of the franchise record for HR by a 2B (19 by Mark Ellis in 2007).
- Went 6-for-14 (.429) with a HR and 17 RBI with the bases loaded.
- Hit .215 at home and .221 on the road...hit .212 with 10 HR in 80 games before the All-Star Break and .228 with 10 HR in 59 games after the break.

## CAREER NOTES

### 2018

- Had career highs in nearly every offensive category as he batted .254 with 20 HR and 77 RBI in 146 games...added 35 2B and was a perfect 10-for-10 in SB.
- Was 1 of just 5 players in the AL to post minimums of 35 2B, 20 HR, 75 RBI and 10 SB, joining Mookie Betts, Alex Bregman, Francisco Lindor and Jose Ramirez.
- Was the 5th player ever to appear in 10-or-more games at 1B, 2B, 3B and SS and hit 20 HR.
- T-6th in the AL in HBP (12), T-8th in 3B (6) and T-9th in GW RBI (13).
- Had 2 different games of being hit by a pitch 3 times...the only other player since 1908 with multiple games of 3-or-more HBP in a season was Reed Johnson for the 2006 Blue Jays (also two games).



- Started games at every spot in the order except 9th...had 5 HR in 11 starts in the clean-up spot...started games at 5 different positions, including 61 at SS, 46 at 3B, 20 at 1B, 9 at 2B and 1 as the DH.
- His 25 errors were most in the majors (13 at SS, 11 at 3B, 1 at 2B).
- Acquired by OAK on Dec. 21.

## 2017

- Made the Rangers Opening Day roster and had 3 stints with TEX (Opening Day-April 29, June 9-15, July 5-7).
- Hit .172/.294/.207/.501 in 22 games after going 5-for-10 in his last 3 games with the Rangers.
- Had the lowest SLG of any non-pitcher/catcher in the majors (min. 70 PA).
- Spent the majority of the season with Round Rock (AAA), batting .287/.383/.428/.811 in 87 games while playing almost exclusively at SS.
- From June 1 through the end of the season at Triple-A, he batted .298 in his final 59 games.
- Played for Netherlands in the 2017 World Baseball Classic and was not selected to All-Tournament Team despite batting .464 (13-for-28) with a 1.266 OPS.

## 2016

- Returned to the majors for the 1st time since 2013 and hit .239 in 90 games with TEX.
- Was 1 of just 2 major leaguers to start at least 5 games at 5 different positions, along with HOU Marwin Gonzalez.
- Homered on May 31 vs. CLE, his 1st HR in the majors since Sept. 26, 2013 vs. LAA when he was 20 years old...was just the 2nd player in the last 25 years to homer at age 20-or-younger and not hit his next ML long ball until at least age 23 (also: SEA Chris Snelling), who homered on May 29, 2002 at age 20 and not again until Aug. 8, 2005 at age 23.
- Was on the Rangers ALDS roster but did not play in the series against TOR.
- Hit .284 in 41 games with RRK, batting .347 with RISP for the Express.

## 2015

- Spent the entire season on the 60-day DL following right shoulder surgery to repair a torn labrum on Feb. 23...spent the year rehabbing and then combined to hit .256 on a 12-game rehab assignment with Hickory (A) and Frisco (AA) in August and September, appearing exclusively as the DH.



## 2014

- Entered the season attempting to win a job as the starting 2B, but was on the DL the entire season with a torn teres major muscle in his right shoulder...had issues with his shoulder begin during a spring weight lifting session, then suffered the original torn muscle during a spring training game on March 21 vs. MIL in Surprise.
- After resting the injury for several weeks, he began to bat in extended spring training games in Arizona, but reinjured the shoulder in late May and was shut down for another extended period.
- A late-season plan to play in the AFL was scrapped when issues with the muscle continued, leading to September visits with sports medicine specialists Dr. James Andrews and Dr. Neal ElAttrache.

## 2013

- Started the campaign at RRK, but was recalled May 19 when Ian Kinsler went on the DL...subbed as the club's regular 2B for a month while Kinsler was on DL before finishing the season in a utility role.
- Ranked among AL rookie leaders in BB (5th, 26) and OBP (8th, .308).

# JURICKSON PROFAR

- Led off the game on May 26 at SEA with a HR in what was his 1st career start in the leadoff spot...became the 5th-youngest player (20 years, 95 days) to hit a leadoff HR in ML history and was the youngest since Lou Klimchoc (18.348) of the Kansas City A's on Sept. 28, 1958 at Chicago.
- Hit his 1st-career walk-off HR Sept. 26 vs. LAA as a PH, joining Philadelphia's Jimmie Foxx (May 14, 1928 vs. CLE) as the only players in ML history with a pinch walk-off HR before turning 21.
- Selected by *Baseball America* as the Rangers' top prospect following the season for a 2nd straight year.
- Near the end of 2013 spring training, the Curaçao native was added to The Netherlands roster for the semifinals of the World Baseball Classic...went 0-for-3 with a BB as the 2B for the club's 4-1 semifinal loss to eventual champions Dominican Republic.

## 2012

- Spent the bulk of the season with Frisco (AA), but was called up to TEX for the season's final month...saw limited playing time with TEX in September, but landed on the club's postseason roster and appeared in the AL Wild Card Game.
- Had contract selected from FRI on Aug. 31 and joined the big league club the following day in CLE.
- Debuted on Sept. 2 at CLE with start at 2B, a late addition to the lineup after Ian Kinsler was scratched with lower back stiffness and Michael Young lobbied for Profar to play...went 2-for-4 with a HR and a 2B in his ML debut that day...homered in his 1st-career PA to become just the 3rd teenager since 1876 to hit a HR in his 1st-career ML at-bat, the 2nd-youngest to do it, and the youngest in the AL.
- Was the 1st teenage switch-hitter to homer in MLB since Cardinals' Dick Schofield on Aug. 26, 1953 at New York (18 years, 231 day)...the previous teenage switch-hitter to homer in the AL: Mickey Mantle on Sept. 19, 1951 vs. Chicago (19 years, 334 days).
- Had a PH single in the Wild Card Game against Baltimore to load the bases with 2 outs in the 9th inning, becoming just the 6th teenager with a postseason hit, the 1st since Andruw Jones for ATL in 1996...also became the 8th-youngest player ever to appear in the postseason, the youngest since Jones in '96.
- Selected to *Baseball America's* Minor League All-Star Team for the 2nd straight year.
- Named the Texas League's best defensive shortstop in the same publication's annual tools survey.
- Named to the TL Postseason All-Star Team...was the youngest player in the TL by nearly 7 months and the youngest Double-A player overall.
- Compiled a 50-game on-base streak from April 7 to June 2, which was the longest of any minor leaguer in 2012.

## 2010-2011

- Spent the entire **2011** campaign with Hickory (Low-A) as 1 of the youngest players in the South Atlantic League throughout the season.
- Was honored as the organization's Tom Grieve Minor League Player of the Year.
- Tabbed as SAL MVP and *Baseball America's* Low-A Player of the Year.
- Named by the same publication as the shortstop on its First Team Minor League All-Star team.
- Voted as the best defensive shortstop and best infield arm by *Baseball America*, while also tabbed as the 3rd-best prospect in the SAL...earned Rangers Minor League Player of the Month honors for May.
- Spent his 1st professional season in **2010** with Spokane (A)...T-2nd in the Northwest League in doubles (19) and had a team-high 4 RBI over 5 games in the NWL playoffs.

## PERSONAL

- Rated as the 15th-best international free agent in 2009 by *Baseball America*. Also drew interest from clubs as a pitcher.



### JURICKSON PROFAR CAREER BATTING RECORD

SEASON	TEAM	AVG	G	AB	R	H	2B	3B	HR	RBI	BB	IBB	SO	SB	CS	OBP	SLG	OPS	PA	HBP	SAC	SF	GIDP
2010	SPO (A)	.250	63	252	42	63	19	0	4	23	28	0	46	8	3	.323	.373	.696	288	0	6	2	8
2011	HIC (A)	.286	115	430	86	123	37	8	12	65	65	2	63	23	9	.390	.493	.883	516	11	6	4	7
2012	TEX	.176	9	17	2	3	2	0	1	2	0	0	4	0	0	.176	.471	.647	17	0	0	0	1
	FRI (AA)	.281	126	480	76	135	26	7	14	62	66	5	79	16	4	.368	.452	.820	562	5	2	9	11
2013	TEX	.234	85	286	30	67	11	0	6	26	26	0	63	2	4	.308	.336	.644	324	5	6	1	1
	RR (AAA)	.278	37	144	27	40	7	2	4	19	21	0	24	6	1	.370	.438	.807	166	0	1	0	3
2015	FRI (AA)	.200	3	10	0	2	1	0	0	1	1	0	2	0	0	.250	.300	.550	12	0	0	1	0
	HIC (A)	.273	9	33	2	9	1	0	1	5	1	0	9	0	0	.314	.394	.708	35	1	0	0	0
2016	TEX	.239	90	272	35	65	6	3	5	20	30	0	61	2	1	.321	.338	.660	307	3	2	0	7
	RR (AAA)	.284	42	169	28	48	9	0	5	26	16	0	26	4	3	.356	.426	.782	189	3	1	0	5
2017	TEX	.172	22	58	8	10	2	0	0	5	9	0	14	1	1	.294	.207	.501	70	1	2	0	0
	RR (AAA)	.287	87	327	50	94	25	0	7	45	43	0	33	5	0	.383	.428	.811	383	8	4	1	9
2018	TEX	.254	146	524	82	133	35	6	20	77	54	1	88	10	0	.335	.458	.793	594	12	0	4	9
2019	OAK	.218	139	459	65	100	24	2	20	67	48	2	75	9	1	.301	.410	.711	518	8	0	3	12
<b>MLB Totals</b>		.234	491	1616	222	378	80	11	52	197	167	3	305	24	7	.315	.394	.709	1830	29	10	8	30
<b>Minors Totals</b>		.279	482	1845	311	514	125	17	47	246	241	7	282	62	20	.367	.441	.809	2151	28	20	17	43

### WILD CARD RECORD

DATE	TEAM	AVG	G	AB	R	H	2B	3B	HR	RBI	BB	IBB	SO	SB	CS	OBP	SLG	OPS	PA	HBP	SAC	SF	GIDP
10.5.12	TEX	1.000	1	1	0	1	0	0	0	0	0	0	0	0	0	1.000	1.000	2.000	1	0	0	0	0
10.2.19	OAK	.500	1	4	0	2	0	0	0	0	0	0	1	0	0	.500	.500	1.000	4	0	0	0	0
<b>Career Totals</b>		.600	2	5	0	3	0	0	0	0	0	0	1	0	0	.600	.600	1.200	5	0	0	0	0

### CAREER TRANSACTIONS

OPTIONS USED: 3/3

- 2009 Signed by the Texas Rangers as a non-drafted free agent, July 2
- 2018 Acquired by OAK from TEX as part of a three-team trade in which OAK sent Eli White and international slot money to TEX and Emilio Pagan and the A's Competitive Balance Round A pick in the 2019 First-Year Player Draft to TB, December 21
- 2019 Acquired by SD from OAK in exchange for Austin Allen and a PTBNL (Buddy Reed), December 2



# CAL QUANTRILL

Height: 6-3

Bats: L

Weight: 195

Throws: R

@cal\_quantrill47

Cal Quantrill

# 40

## RIGHT-HANDED PITCHER

Full Name	Cal Paul Quantrill
Date of Birth	February 10, 1995 in Port Hope, Ontario, Canada
Current Residence	Bradenton , FL
2020 Opening Day Age	25
MLB Service Time	0.132
MLB Debut	May 1, 2019 @ ATL (with SD)
How Obtained	Signed as a first-round selection (eighth overall) in the 2016 First-Year Player Draft
Contract Status	Signed through 2020

### QUICK HITS

**LIKE FATHER, LIKE SON** Cal and Paul Quantrill became the only other father/son duo to both play for the Padres along with Tony Gwynn and Tony Gwynn Jr.

**OH CANADA, OH CANADA** Received his 1st ML win on May 25 at TOR in his home country of Canada in the Padres' 19-4 victory. He tossed 6.0 innings and allowed 3 runs on 2 hits with a career-high-tying 9 SO. Cal had pitched on the Rogers Centre mound a couple times for Baseball Canada, but May 25 marked his 1st time as a big leaguer.

**GONE SCORELESS-STREAKIN'** Posted an 18.0-scoreless inning streak from July 3 to July 27, which was the longest by a Padre pitcher in 2019 and the longest by an SD hurler since Brad Hand's 24.0 consecutive scoreless innings in 2017.

**BACK TO THE FUTURE** Selected to the World roster representing Canada in the SiriusXM All-Star Futures Game at Marlins Park in July 2017.

### 2019 SEASON

- Split the season between El Paso (AAA) and SD, making 7 appearances (all starts) for the Chihuahuas and 23 appearances (18 starts) for the Padres.
- Allowed 8 runs (6 earned) in his season debut with ELP, but went 3-0 with a 2.86 ERA and 9 SO/9.0 IP and a .213 opponent AVG over his next 4 starts before earning his 1st-career call up to the big leagues.
- Made his ML debut on May 1 at ATL and was tagged with the loss despite throwing 5.2 IP of 2-run ball, allowing 6 hits and 1 BB while striking out 3 in SD's 5-1 defeat...the Padres posted 6 consecutive ML debuts of 5.0+ innings and 2 earned runs-or-fewer, with Quantrill's being the 5th...in order: Jacob Nix (2018), Nick Margevicius, Chris Paddack, Pedro Avila, Cal Quantrill and Logan Allen...the Padres became the 1st-team to string together 6 straight such ML debuts overlapping seasons since the Los Angeles Dodgers from August 2002 to May 2008.
- Received his 1st ML win on May 25 at TOR in his home country of Canada in the Padres' 19-4 victory...he tossed 6.0 innings and allowed 3 runs on 2 hits with a career-high-tying 9 SO...Cal had pitched on the Rogers Centre mound a couple times for Baseball Canada, but May 25 marked his first time as a big leaguer.

### ACCOLADES

Texas League Mid-Season All-Star (2018, San Antonio)

California League Mid-Season All-Star (2017, Lake Elsinore)

Futures Game Selection (2017)

- The 14 runs of support he received on May 25 behind a franchise-record 7 home runs were the most runs of support a SD starter had received since Odrisamer Despaigne's 14 on April 20, 2015 at COL...prior to Quantrill and Despaigne's 14 runs of help, the most runs a Padres SP had received was Aaron Harang's 14 on August 20, 2011 vs. the Florida Marlins.
- Worked out of both the bullpen and rotation from June 23 to July 21, going 2-0 with a 1.66 ERA across his 7 appearances (2 starts).
- Posted an 18.0-scoreless inning streak from July 3 to July 27, which was the longest by a Padre pitcher this season and the longest by an SD hurler since Brad Hand's 24.0 consecutive scoreless innings in 2017.
- As a reliever on the season, he went 2-0 with a 0.79 ERA in 5 outings.
- Worked exclusively as a starter from July 27 until his last start of the season on September 21...went 3-2 with a 2.51 ERA across his 5 starts from July 27 to August 20 before going 0-4 with a 12.05 ERA across his final 5 starts of the season from August 27-September 21.
- His outing on August 9 vs. COL (7.0 IP, 5 H, 5 SO) marked 1 of just 32 in franchise history by a Padre hurler with 7.0+ scoreless IP, 5 hits-or-fewer, 0 BB and 5+ SO (last: Andrew Cashner in 2013).
- Surrendered a career-high 8 runs in 3 consecutive outings from Aug. 27-Sept. 9, becoming 1 of just 5 ML pitchers since 1908 and the 1st since Sean Bergman in 2000 to surrender 8+ earned runs in 3 straight outings.
- Opted to ELP on 2 occasions (May 7 and May 26) before being recalled on June 5 and remaining with the big league club for the duration of the season.

### FATHER/SON DUOS TO PLAY FOR THE PADRES

Tony Gwynn (1982-2001)/Tony Gwynn Jr. (2009-2010)

Paul Quantrill (2005)/Cal Quantrill (2019-)



## CAREER NOTES

### 2018

- Split the season between San Antonio (AA) and El Paso (AAA), recording career highs in wins (9), SO (123), starts (28) and IP (148.0).
- His 16 starts and 87.2 IP in the 1st half of the season led the Texas League while his 81 SO ranked 2nd and 6 wins ranked T-2nd...was 1 of a league-best 9 Missions selected to the TL All-Star Game.
- Earned winning decisions in a career-best 4 consecutive starts from May 29-June 14...posted a 1.82 ERA with 26 SO against 4 BB and a .216 opponent clip over the stretch.
- Promoted to ELP on Aug. 5 and went 3-1 with a 3.48 ERA with 22 SO against five BB...in 5 of his 6 starts, he went at least 5.0 IP and allowed 3 earned runs-or-fewer.
- In his 1st-career postseason start, he earned the win and helped ELP avoid the sweep in the Game 3 of the PCL semifinals on Sept. 7 at Fresno, tossing 6.0 shutout-IP of 2-hit ball, striking out 7 and walking 1 in ELP's 2-0 win.
- Entered the season rated as the No. 40 prospect by MLB Pipeline and No. 52 by *Baseball America*.

### 2016-2017

- Split the **2017** season between Lake Elsinore (A) and SA, pitching to a combined 7-10 record with a 3.80 ERA with 110 SO against 40 BB in 22 games (all starts)...began the season with LE and was named a California League Mid-Season All-Star...selected to the World roster representing Canada in the SiriusXM All-Star Futures Game at Marlins Park during the All-Star Break...tossed 1.0 IP and allowed 2 runs on 2 hits and 1 BB...promoted to SA on July 11 and made 8 starts...tabbed as having the best changeup in the Padres system by *Baseball America* following the season...made 12 starts in his 1st professional season in **2016** between the AZL Padres (R), Tri-City (A) and Fort Wayne (A).

## PERSONAL

- Son of Alyson and Paul Quantrill, a former Padre and 13-year MLB veteran pitcher.
- 4-time varsity letterman in baseball at Trinity College in Ontario, Canada. Lettered twice in hockey and 3 times in volleyball.
- Played for Team Canada 18-U for 3 years, competing in 2 World Championships and a World Qualifier (Seoul, Taichung and Cartagena). Team Canada won the 18-U World Championship in Seoul.
- In 2014, became the 1st freshman pitcher to start Opening Day for Stanford University since Mike Mussina in 1998. Led Stanford in IP (110.2) and SO (98) and was named the Pac-12 Freshman of the Year and to the All-Pac-12 Team. As a sophomore in 2015, was on the Golden Spikes Award preseason watch list and began the season 2-0 with a 1.93 ERA before undergoing Tommy John surgery on March 20, 2015. Missed his junior season while recovering from surgery.
- Has a yellow lab named Chevy. Likes sandwiches from Board & Brew. His favorite TV show is Friends. Roots for the Toronto Maple Leafs.
- Recommended by Padres scout Sam Ray.

## CAL QUANTRILL CAREER PITCHING RECORD

SEASON	TEAM	W	L	ERA	G	GS	CG	SHO	SV	IP	H	R	ER	HR	HB	BB	IBB	SO	WHIP	AVG	AB	WP	BK	GDP	TBF	NP-S
2016	FW (A)	0	1	17.36	2	2	0	0	0	4.2	12	9	9	1	0	4	0	2	3.43	.522	23	0	0	1	28	91-58
	PAD (R)	0	2	5.27	5	5	0	0	0	13.2	12	8	8	0	1	2	0	16	1.02	.231	52	0	0	0	56	N/A-N/A
	TRI (A)	0	2	1.93	5	5	0	0	0	18.2	15	7	4	0	1	2	0	28	0.91	.205	73	1	1	1	76	275-192
2017	LE (A)	6	5	3.67	14	14	0	0	0	73.2	78	35	30	5	4	24	0	76	1.38	.273	286	5	1	6	316	1,215-784
2018	ELP (AAA)	3	1	3.48	6	6	0	0	0	31.0	39	17	12	4	1	5	0	22	1.42	.300	130	1	0	5	137	498-326
2019	SD	6	8	5.16	23	18	0	0	0	103.0	106	61	59	15	3	28	2	89	1.30	.260	407	3	0	4	443	1,781-1,118
	ELP (AAA)	4	2	4.54	7	7	0	0	0	35.2	38	21	18	3	2	12	1	33	1.40	.270	141	1	1	3	158	604-381
<b>MLB Totals</b>		<b>6</b>	<b>8</b>	<b>5.16</b>	<b>23</b>	<b>18</b>	<b>0</b>	<b>0</b>	<b>0</b>	<b>103.0</b>	<b>106</b>	<b>61</b>	<b>59</b>	<b>15</b>	<b>3</b>	<b>28</b>	<b>2</b>	<b>89</b>	<b>1.30</b>	<b>.260</b>	<b>407</b>	<b>3</b>	<b>0</b>	<b>4</b>	<b>443</b>	<b>1,781-1,118</b>
<b>Minors Totals</b>		<b>20</b>	<b>23</b>	<b>4.46</b>	<b>69</b>	<b>69</b>	<b>0</b>	<b>0</b>	<b>0</b>	<b>336.2</b>	<b>381</b>	<b>199</b>	<b>167</b>	<b>30</b>	<b>14</b>	<b>103</b>	<b>2</b>	<b>312</b>	<b>1.44</b>	<b>.282</b>	<b>1350</b>	<b>14</b>	<b>4</b>	<b>28</b>	<b>1486</b>	<b>5,443-3,517</b>

## CAREER TRANSACTIONS

2016

Signed by SD as a first-round selection (eighth overall) in the First-Year Player Draft

## OPTIONS USED: 1/3



# ESTEBAN QUIROZ

# 74

INFIELDER

Height: 5-6

Bats: L

Weight: 199

Throws: R



KEY-rohs

ponyquiroz

Full Name	Jesus Esteban Quiroz Ortiz
Date of Birth	February 17, 1992 in Ciudad Obregon, Sonora, Mexico
Current Residence	Ciudad Obregon, Sonora, Mexico
2020 Opening Day Age	28
MLB Service Time	0.000
How Obtained	Acquired from BOS in exchange for Colten Brewer on November 20, 2018
Contract Status	Signed through 2020

## QUICK HITS

- His pinch-hit, walk-off grand slam on August 9, 2019 capped a 10-run 9th inning comeback for ELP in a 15-12 win over Round Rock to snap ELP's 5-game losing streak. The grand slam, the 232nd of the season for ELP, broke the PCL single-season HR mark previously held by the 1999 Omaha Golden Spikes.
- Began the 2019 offseason by helping the Mexican National Team secure a birth in the 2020 Olympics as the starting 2B.

## 2019 SEASON

- Spent the entire season with El Paso (AAA), batting .271 (83-for-306) with 25 2B, 19 HR, 66 RBI, 64 runs scored, a .384 OBP and a .539 SLG in 96 regular season games.
- Set career highs in 2B (25), HR (19) and RBI (66).
- Started the season with a 6-game hitting streak, batting .409 (9-for-22) with 1 2B, 2 HR, 10 RBI and 8 runs scored to go along with a .500 OBP and .727 SLG during that span.
- Set a career high on June 25 with 5 hits in 5 AB including 1 2B and the game-winning single in the 8th inning of a 12-11 ELP victory over Sacramento...the 5-hit game was the first by a ELP player since Allen Craig on July 25, 2018.
- His pinch-hit, walk-off grand slam on August 9 capped a 10-run 9th inning comeback for ELP in a 15-12 win over Round Rock to snap ELP's 5-game losing streak...the grand slam, the 232nd of the season for ELP, broke the PCL single-season HR mark previously held by the 1999 Omaha Golden Spikes.
- Began the 2019 offseason by helping the Mexican National Team secure a birth in the 2020 Olympics.
- Joined the Cañeros de Los Mochis for the final 25 games of the Mexican Pacific Winter League regular season, slashing .258/.364/.438 in 25 games with 4 2B, 4 HR, 17 RBI, 13 BB and 23 R.
- Helped Los Mochis reach the MPL semifinals by hitting .306 throughout the playoffs with 2 2B, 5 HR, 16 RBI, 6 BB, 1 SB and 10 runs with a .382 OBP and a .653 SLG.
- Ended his playoff run with a 4-game hitting streak batting .429 (6-for-14) with 1 2B, 1 HR, 3 RBI and 1 SB during that span.

## ACCOLADES

Mexican League Mid-Season All-Star (2017, Yucatan)

Mexican League Rookie of the Year (2016, Mazatlan)

## CAREER NOTES

### 2018

- Spent most of the season with Portland (AA), including a rehab assignment with the GCL Red Sox (R), playing 32 games with POR and slashing .283/.406/.547 with 5 2B, 1 3B, 7 HR and 31 RBI.
- His .547 SLG between POR and RSX set a career high in a single season.
- Hit .299 (26-for-87) with POR, logging 5 2B, 7 HR, 24 RBI and a 1.011 OPS...his .598 SLG led the team and his .413 OBP ranked 3rd.
- Played 29 games for the Cañeros de Los Mochis in the Mexican Pacific Winter League, slashing .255/.422/.520 with 6 2B, 1 3B, 5 HR, 17 RBI and 23 BB.

### 2017

- Named a Mexican League Mid-Season All-Star in his 1st season with Yucatan (MEX), hitting .293 (84-for-287) with 11 HR and a .428 OBP in 89 games...had his contract purchased by BOS from YUC on November 21.
- Prior to the start of the regular season, played with Luis Urías for Team Mexico in the 2017 World Baseball Classic, hitting .667 (4-for-6) in 3 games with a team-leading 2 HR, 5 RBI and 5 runs.
- Led the club in BB (64) and OBP (.428) and had the 2nd-highest BB/SO ratio among qualifying ML hitters (1.56, 64 BB/41 SO)...also set career highs in XBH (34) and steals (8-for-10).
- Homered in 4 straight games from May 7-11, accruing 12 RBI in that time.
- Following the season, hit .264 with a .388 OBP in 59 games for Mazatlan in the Mexican Pacific Winter League.

### 2016

- Spent the entire season with Quintana Roo (MEX), leading the team in AVG (.335), OPS (.972), and BB (66) and ranking 2nd in HR (15), RBI (63), R (69) and SLG (.522).





## NON-ROSTER INVITEE

- Set a career high in hits (113), AVG (.335), OBP (.449), OPS (.972), HR (15), RBI (63) and BB (66).
- Ranked 2nd in the Mexican League in OBP (.449).
- Reached base via hit or BB in 34 consecutive games from June 9-August 3.
- Prior to the season, helped Mexico go 3-0 in the World Baseball Classic Qualifier, going 3-for-9 with 1 HR and 4 RBI.
- Following the season, appeared in 31 games with Mazatlan of the Mexican Pacific Winter League.

### 2015

- In 96 games for Quintana Roo (MEX) hit .315 (103-for-327) with a .396 OBP and made starts at 3B (45), SS (25), 2B (1), LF (10), RF (2) and CF (2).

- Helped QR win the Serie del Rey, appearing in 19 postseason games and batting .323 (20-for-62) with a .419 OBP.
- Following the season, hit .317 (72-for-227) with 7 HR and a .401 OBP in 65 games for Mazatlan of the Mexican Pacific Winter League...started each of MAZ's 18 postseason games, helping the club win the league championship.

### 2011-2014

- In **2014**, hit .227 (10-for-44) in 19 games with Quintana Roo (MEX)...following the season, batted .333 (17-for-51) with a 1.011 OPS in 24 games for Obregon of the Mexican Pacific Winter League...spent the **2013** season with QR, batting .200 (11-for-55) in 27 games with a .343 OBP (10 BB)...hit .255 (60-for-235) in 85 games during the **2012** season for QR and logged his 1st-career HR as a professional on April 22 vs. Yucatan...in his 1st professional season (**2011**), appeared in 24 games for QR and recorded his 1st professional hit on June 1 vs. Tabasco, a PH single.

### ESTEBAN QUIROZ CAREER BATTING RECORD

SEASON	TEAM	AVG	G	AB	R	H	2B	3B	HR	RBI	BB	IBB	SO	SB	CS	OBP	SLG	OPS	PA	HBP	SAC	SF	GIDP
2011	TIG (AAA)	.120	24	25	4	3	0	0	0	1	2	0	7	0	0	.214	.120	.334	28	1	0	0	0
2012	TIG (AAA)	.255	85	235	35	60	12	3	4	22	25	1	38	4	2	.337	.383	.720	266	4	2	0	4
2013	TIG (AAA)	.200	27	55	8	11	5	0	0	2	10	0	12	0	1	.343	.291	.634	67	2	0	0	0
2014	TIG (AAA)	.227	19	44	8	10	4	1	1	4	11	0	5	1	0	.397	.432	.828	61	2	3	1	0
2015	TIG (AAA)	.315	96	327	56	103	23	0	7	35	39	3	57	3	7	.396	.450	.845	377	6	3	2	9
2016	TIG (AAA)	.335	97	337	69	113	18	0	15	63	66	5	48	4	4	.449	.522	.972	416	7	2	4	10
2017	YUC (AAA)	.293	89	287	64	84	23	0	11	49	64	11	41	8	2	.428	.488	.916	358	4	3	0	5
2018	POR (AA)	.299	24	87	19	26	5	0	7	24	13	1	19	1	1	.413	.598	1.011	104	4	0	0	0
	RSX (R)	.211	8	19	3	4	0	1	0	7	6	0	3	0	0	.379	.316	.695	29	1	0	3	0
2019	ELP (AAA)	.271	96	306	64	83	25	0	19	66	52	1	82	3	1	.384	.539	.923	366	5	1	2	2
<b>Minors Totals</b>		.289	565	1722	330	497	115	5	64	273	288	22	312	24	18	.399	.473	.872	2072	36	14	12	30

### CAREER TRANSACTIONS

OPTIONS USED: 0/3

- 2017 Signed by the BOS as a minor league free agent, November 21
- 2018 Acquired by SD from BOS in exchange for Colten Brewer, November 20



# TRAVIS RADKE

# 90

**LEFT-HANDED  
PITCHER**

Height: 6-4

Bats: L

Weight: 231

Throws: L



RAD-key



@TravisRadke



tradke15

Full Name	Travis James Radke
Date of Birth	March 6, 1993 in Thousand Oaks, California
Current Residence	Ennis, Montana
2020 Opening Day Age	27
MLB Service Time	0.000
How Obtained	Signed as a 25th-round selection in the 2014 First-Year Player Draft
Contract Status	Signed through 2020

## QUICK HITS

- From 2018-19, posted a collective 2.27 ERA (38 ER, 150.1) and 1.13 WHIP in 94 total appearances.
- Awarded the 2018 Midwest League Left-Handed Reliever of the Year award while with Fort Wayne (A), posting a 1.74 ERA in 35 MWL appearances.
- Played on 4 of the Padres affiliates in 2018: Fort Wayne (A), Lake Elsinore (A), San Antonio (AA) and El Paso (AAA). Spent time with 3 affiliates in 2019: Lake Elsinore (A), Amarillo (AA) and El Paso (AAA).
- Underwent Tommy John surgery in March of 2016. He didn't pitch again in a game for 15 months and returned from the injury on June 17, 2017, tossing 20.0 innings in the 2017 season.

## 2019 SEASON

- Split the season between Lake Elsinore (A), Amarillo (AA) and El Paso (AAA), owning a 2.64 ERA (21 ER, 71.2 IP) in 49 appearances (all in relief) and was named to the Texas League Mid-Season All-Star team.
- Tossed 71.2 innings between the 3 affiliates, marking the 1st time in his career in which he's logged back-to-back 70.0 IP seasons (78.2 IP in 2018).
- Began the season with LE, making 4 relief appearances for a 1.46 ERA (2 ER, 12.1 IP).
- Promoted to AMA on April 23, but he made just 1 appearance on April 26 at Springfield before being placed on the 7-day Injured List on April 26...reinstated on May 3 and posted a 2.49 ERA across 15 Double-A appearances... assigned to ELP on June 17 before being reassigned to AMA on July 1.
- Made 4 total stints with AMA, pitching to a 2.79 ERA in 21 relief appearances with 37 SO against 9 BB.
- Saw 3 different assignments with ELP, owning a 2.97 ERA in 24 relief outings with 28 SO against 12 BB...made his Triple-A season debut on June 27, and he did not allow an earned run in 21 of his 24 appearances with ELP.
- In the 1st half of the season with AMA, owned a 2.28 ERA (6 ER, 23.2 IP) before being named to the TL Mid-Season All-Star team.
- In the Sod Poodles TL championship run, he made 5 appearances for a perfect 0.00 ERA, tossing 6.1 scoreless ball and allowing just 2 hits with 7 SO and 1 BB.

## ACCOLADES

Mid-Season All-Star (2018 Midwest League & 2019 Texas League)

Midwest League Post-Season All-Star (2018, Fort Wayne)

## CAREER NOTES

### 2018

- Posted a 6.50 SO/BB ratio (91 SO against 14 BB) and a 1.94 ERA between For Wayne (A), Lake Elsinore (A), San Antonio (AA) and El Paso (AAA)...was dubbed Midwest League Left-Handed Reliever of the Year, becoming the 1st TinCap to receive the honor since Rusty Tucker (2002).
- Began the season with FW and made 35 total appearances (all out of the bullpen) while fostering a 1.74 ERA (11 ER, 57.0 IP) with a 0.79 WHIP and .175 opponent AVG.
- Converted 14 of his 17 save opportunities while with FW.
- Named a MWL Mid-Season All-Star, his 1st-career such accolade, and it was his 1st All-Star game since his college summer league team in 2012.
- Promoted to SA on August 4 and went 3-1 with a 3.18 ERA between 2 stints at the Double-A level.
- Made 4 relief appearances with LE for a 2.70 ERA and saw his ELP debut on Aug. 14 at Salt Lake, working a perfect 3.2 IP in 3 separate appearances, holding the opposition scoreless and hitless.
- Made his 1st-career postseason performance with SA, working 3.1 innings in 3 appearances and owning a 8.10 ERA.
- Named a MWL Post-Season All-Star, his 1st-career postseason honor.
- Following the season, played in the Arizona Fall League for the Peoria Javelinas, posting a 2.81 ERA in 7 appearances (all in relief).



**NON-ROSTER  
INVITEE**

## 2014-2017

• Made his return from Tommy John surgery on June 17, **2017** with Tri-City (A), pitching for the 1st time in a game in 15 months...made 14 appearances (1 start) for a 1.80 ERA (4 ER, 20.0 IP) and a .179 opponent AVG with the TinCaps...did not pitch in **2016** after undergoing Tommy John surgery...split the **2015** campaign between Tri-City (A), Fort Wayne (A) and Lake Elsinore (A), owning a 5.51 ERA between 16 games (all starts)...in his 1st professional season in **2014**, went 2-3 with a 3.12 ERA with Eugene (A), fanning 44 batters and walking 16.

## PERSONAL

- Son of Tom and Barbara. His sister, Lauren, was a pole vaulter at UC Davis, and his grandfather, Gene, pitched in the 1950 College World Series for the Wisconsin Badgers.
- Attended Oaks Christian High School in Westlake Village (CA), where he also played water polo and was a 4-year letter winner. Named to the First Team All-Tri Valley League from 2008-2011, and in 2011, he earned First Team All-State and First Team All-Ventura County and Ventura County Player of the Year. Was an NCSAA All-American Nation Team member in 2010 and 2011.
- Played baseball at the University of Portland (OR), where he majored in sociology. In his 3 seasons with the Pilots, went 10-9 with a 2.75 ERA in 30 appearances (28 GS).

## TRAVIS RADKE CAREER PITCHING RECORD

SEASON	TEAM	W	L	ERA	G	GS	CG	SHO	SV	IP	H	R	ER	HR	HB	BB	IBB	SO	WHIP	AVG	AB	WP	BK	GDP	TBF	NP-S
2014	EUG (A)	2	3	3.12	17	2	0	0	0	34.2	32	20	12	0	2	16	0	44	1.38	.241	133	3	3	3	152	N/A - N/A
2015	LE (A)	1	4	8.10	7	7	0	0	0	33.1	50	32	30	7	3	12	0	26	1.86	.362	138	3	0	2	154	406 - 250
	FW (A)	1	1	3.94	3	3	0	0	0	16.0	19	9	7	0	1	4	0	13	1.44	.302	63	5	0	3	69	85 - 51
	TRI (A)	2	2	3.41	6	6	0	0	0	29.0	36	11	11	2	3	1	0	30	1.28	.298	121	3	1	1	125	N/A - N/A
2017	TRI (A)	0	0	1.80	14	1	0	0	1	20.0	12	5	4	2	0	1	0	27	0.65	.179	67	1	0	0	69	280 - 195
2018	SA (AA)	0	0	3.18	3	1	0	0	0	11.1	12	4	4	0	1	2	0	8	1.24	.300	40	2	0	4	43	161 - 108
	LE (A)	0	1	2.70	4	0	0	0	1	6.2	7	3	2	0	0	2	0	6	1.35	.304	23	1	0	1	27	112 - 72
	ELP (AAA)	0	0	0.00	3	0	0	0	1	3.2	0	0	0	0	0	1	0	0	0.27	.000	12	1	0	0	13	56 - 34
	FW (A)	2	4	1.74	35	0	0	0	14	57.0	36	16	11	3	2	9	0	77	0.79	.175	206	4	0	2	220	851 - 582
2019	AMA (AA)	3	1	2.79	21	0	0	0	0	29.0	31	11	9	1	0	9	0	37	1.38	.274	113	3	0	5	123	499 - 318
	LE (A)	0	1	1.46	4	0	0	0	0	12.1	10	2	2	0	0	3	0	11	1.05	.200	50	0	0	0	53	200 - 137
	ELP (AAA)	1	0	2.97	24	0	0	0	0	30.1	36	17	10	1	2	12	1	28	1.58	.290	124	4	0	1	142	569 - 361
Minors Totals		12	17	3.24	141	20	0	0	17	283.1	281	130	102	16	14	72	1	307	1.25	.258	1090	30	4	22	1190	3,219 - 2,108

## CAREER TRANSACTIONS

**OPTIONS USED: 0/3**

2014 Signed by SD as a 25th-round selection in the First-Year Player Draft



# GERARDO REYES

# 64

**RIGHT-HANDED  
PITCHER**

Height: 5-11

Bats: R

Weight: 195

Throws: R

heh-RAHR-doh

@Gerardo15Reyes

gerardoreyes15

Full Name	Gerardo Reyes Ramirez Jr.
Date of Birth	May 13, 1993 in Ciudad Victoria, Mexico
Current Residence	Ciudad Victoria, Mexico
2020 Opening Day Age	26
MLB Service Time	0.074
MLB Debut	April 12, 2019 @ ARI (with SD)
How Obtained	Acquired from TB along with Wil Myers, J. Castillo and R. Hanigan as part of 11-player, three-team trade that sent B. Smith, R. Rivera and J. Bauers to TB and J. Ross and a PTBNL (T. Turner) to WSH on December 18, 2014
Contract Status	Signed through 2020

## QUICK HITS

- His 13.15 SO/9 in 2019 finished 2nd on the club behind only Kirby Yates' 14.98 SO/9.
- Made his ML debut on April 12, 2019 at ARI, earning the win and becoming the 4th Padre reliever to earn the win in his debut, joining Jeremy Fikac (August 16, 2001 vs. NYM), Dustin Hermanson (May 8, 1995 vs. LAD) and Larry Hardy (April 28, 1974 vs. PHI).
- His 2nd ML win came in his 3rd career outing on May 8, 2019 vs. NYM, which was the 2,000th all-time by a Mexican-born ML pitcher.

## 2019 SEASON

- Split his campaign between the big-league club and El Paso (AAA)...matched his minor league career-high with 4 wins (also, 2016) and gave up a career-high 8 HR with the Chihuahuas...was recalled 6 times from ELP throughout the season.
- His 13.15 SO/9 rate finished 2nd on the club behind only Kirby Yates' 14.98 SO/9 rate.
- Recalled by SD April 12 and made his ML debut that same day at ARI, earning the win behind 0.2-scoreless IP with 1 SO...became the 4th Padre reliever to earn the win in his ML debut, joining Jeremy Fikac (August 16, 2001 vs. NYM), Dustin Hermanson (May 8, 1995 vs. LAD) and Larry Hardy (April 28, 1974 vs. PHI).
- Earned his 2nd ML win in his 3rd career outing on May 8 vs. NYM, which was also the 2,000th all-time by Mexican-born ML pitchers...also recorded his 1st-career at-bat that night (SO).
- In September, finished the season with just 2 ER allowed in 9 appearances and 10.0 IP, posting a 1.80 ERA while limiting hitters to a .184 clip.
- Held opponents scoreless in 15 of his 27 ML outings...gave up multiple runs on 5 occasions.
- Relied on 4 pitches: four seamer (59.6%), slider (24.2%), sinker (14.4%) and curve (1.7%)...22 of his 38 SO came off his fastball.
- With no one on base while with SD, opponents hit just 154, but with runners on, opponents hit .400 against him.

## ACCOLADES

### California League Mid-Season All-Star (2017, Lake Elsinore)

- For ELP, began the season with a 5.40 ERA through 8 appearances in April but settled in to post a 0.55 ERA in 12 combined outings in May and June (1.23 ERA in 6 May outings and 0.00 ERA in 6 June appearances)...tossed 2.0 IP in 12 of his 34 appearances and tossed more than 1.0 IP in 15 appearances.
- Limited Triple-A RHB to a .186 AVG while LHB hit .280 against him...big league RHB hit .229 while LHB hit .250.

## CAREER NOTES

### 2018

- Posted a 2.77 ERA between Lake Elsinore (A) and San Antonio (AA) in the regular season, combining to fan a career-high 69 batters.
- Owned a 1.26 WHIP in 31 games with SA and his 1 HR allowed T-7th-fewest among all minor leaguers (min. 45 appearances).
- Averaged 11.2 SO/9 IP, his highest mark in a single season.
- Threw just 1 wild pitch on the year...his sole errant pitch came after he threw 10 wild pitches in 2017 with LE.
- Made his 1st-career postseason performance in the Pacific Coast League semi-final round with El Paso (AAA)...in 3 appearances, combined for 3.1 IP while allowing 0 hits, 0 runs, 2 BB and 5 SO...converted both of his 2 save opportunities.
- Following the season, played in the Mexican Winter League for Yaquis de Obregon, finishing with a perfect 0.00 ERA, making 19 scoreless appearances (18.0 IP) and fanning 20 with 7 BB, 9 hits allowed, 0 HR and a .153 opponent AVG...did not allow a single hit with RISP, striking out 5 in such scenarios.

### 2017

- Spent the entire campaign with Lake Elsinore (A), earning California League Mid-Season All-Star honors.
- Named a CAL Mid-Season All-Star, posted a 1.56 (6 ER, 34.2 IP) in 24 appearances (all in relief) in the 1st half.



- Set career highs in appearances (47), IP (61.2) and ERA (2.63).
- Among pitchers who tossed 50.0+ innings in CAL, his 2.63 ERA ranked 6th, trailing 5th-ranked Joey Lucchesi (2.52 ERA).

## 2014-2016

- Split the **2016** season between Fort Wayne (A) and Lake Elsinore (A), combining for a 3.59 ERA (21 ER, 52.2 IP) in 40 appearances with 6 saves...did not pitch in **2015**, and played in 20 games for Hudson Valley (A) in the New York-Penn League in **2014**, posting a 4.09 ERA in his 1st professional campaign.

## PERSONAL

- Son of Gerardo Reyes and Marcela Ramirez. Has 2 sisters, Elvira and Rocio.
- His favorite baseball player is Mariano Rivera, his favorite TV show is *Californication*, and he enjoys movies starring Dwayne "The Rock" Johnson.
- Attended Hidalgo High School (TX), where he was nicknamed "Pollo." Pitched for Galveston College (TX).



## GERADRO REYES CAREER PITCHING RECORD

SEASON	TEAM	W	L	ERA	G	GS	CG	SHO	SV	IP	H	R	ER	HR	HB	BB	IBB	SO	WHIP	AVG	AB	WP	BK	GDP	TBF	NP-S
2014	HV (A)	2	1	4.09	20	0	0	0	3	33.0	32	16	15	2	5	9	1	39	1.24	.258	124	5	1	5	138	N/A - N/A
2016	LE (A)	1	3	5.00	22	0	0	0	1	27.0	24	18	15	2	3	14	1	29	1.41	.242	99	3	0	5	117	446 - 266
	FW (A)	3	2	2.10	18	0	0	0	5	25.2	23	8	6	1	2	10	2	18	1.29	.247	93	3	0	5	110	364 - 230
2017	LE (A)	3	3	2.63	47	0	0	0	5	61.2	54	22	18	3	2	31	0	65	1.38	.240	225	10	0	6	262	1,000 - 608
2018	LE (A)	0	1	2.20	14	0	0	0	1	16.1	11	4	4	0	2	12	1	20	1.41	.200	55	0	0	0	71	270 - 167
2019	SD	4	0	7.62	27	0	0	0	0	26.0	24	22	22	3	3	11	1	38	1.35	.240	100	3	0	0	117	458 - 300
	ELP (AAA)	4	2	3.57	34	0	0	0	3	45.1	39	22	18	8	2	20	0	61	1.30	.232	168	1	0	2	191	756 - 494
<b>MLB Totals</b>		<b>4</b>	<b>0</b>	<b>7.62</b>	<b>27</b>	<b>0</b>	<b>0</b>	<b>0</b>	<b>0</b>	<b>26.0</b>	<b>24</b>	<b>22</b>	<b>22</b>	<b>3</b>	<b>3</b>	<b>11</b>	<b>1</b>	<b>38</b>	<b>1.35</b>	<b>.240</b>	<b>100</b>	<b>3</b>	<b>0</b>	<b>0</b>	<b>117</b>	<b>458 - 300</b>
<b>Minors Totals</b>		<b>14</b>	<b>14</b>	<b>3.23</b>	<b>186</b>	<b>0</b>	<b>0</b>	<b>0</b>	<b>19</b>	<b>248.0</b>	<b>215</b>	<b>110</b>	<b>89</b>	<b>17</b>	<b>21</b>	<b>113</b>	<b>5</b>	<b>281</b>	<b>1.32</b>	<b>.237</b>	<b>908</b>	<b>23</b>	<b>1</b>	<b>25</b>	<b>1058</b>	<b>3,505 - 2,183</b>

## CAREER TRANSACTIONS

OPTIONS USED: 1/3

2013 Signed by TB as an international free agent, August 11

2014 Acquired by SD from TB along with Wil Myers, Ryan Hanigan and José Castillo as part of an 11-player, three-team trade that sent for Rene Rivera, Burch Smith and Jake Bauers to TB and Joe Ross and a PTBNL (INF Trea Turner) to WSH, December 18



# GARRETT RICHARDS

# 43

**RIGHT-HANDED  
PITCHER**

Height: 6-2

Bats: R

Weight: 210

Throws: R

@GRICHARDS26

g4rich3

Full Name	Garrett Thomas Richards
Date of Birth	May 27, 1988 in Riverside, California
Current Residence	Chandler, Arizona
2020 Opening Day Age	31
MLB Service Time	7:48
MLB Debut	August 10, 2011 @ NYY (with LAA)
How Obtained	Signed as a Major League free agent on December 7, 2018
Contract Status	Signed through 2020

## QUICK HITS

**ALL HAIL, KING RICHARDS!** Made his Padre debut and his 1st-career appearance in a non-Angels uniform on September 16, 2019 at MIL, working 3.2 IP of 3-run ball in SD's 5-1 loss. The start marked his return from Tommy John surgery, which he underwent in July 2018 (Dr. Neal ElAttrache).

**SMOOTH SAILING** Owns a 2.13 ERA (23 ER, 971 IP) and a .214 opponent AVG in 22 career appearances (15 starts) against National League opponents (12 starts).

**RESULTS** From 2014 through 2018, Richards posted the 3rd-lowest ERA (3.15) among all qualifying AL starters behind Corey Kluber (2.85) and Chris Sale (2.85). He also ranked 3rd in opponents average (.220) over that time frame, trailing Sale (.213) and Blake Snell (.218).

**NO LONG BALLS HERE** Among all American League pitchers from 2011-18 (min. 700.0 IP), Richards allowed the 2nd-fewest HR per 9.0 IP (0.75), trailing only Justin Masterson's 0.64 ratio.

**BRINGING THE CHEDDAR** Finished tied for 3rd among all AL starters in 2018 in average fastball velocity (95.8 MPH) with Blake Snell, trailing only Luis Severino (97.6) and Gerritt Cole (96.5).

**SPIN CITY** Among all ML starters who threw at least 1,250 total pitches in 2018, he ranked 1st in curveball spin rate (3,252 RPM) and 2nd in fastball spin rate (2,580 RPM), behind only Justin Verlander (2,618 RPM).

**ALL GOOD STREAKS MUST COME TO AN END** When Richards made his 1st-career Opening Day start in 2016, it snapped LAA's franchise record streak of 6 straight Opening Day starts made by Jered Weaver.

**THE FINEST FRAME** Joined Nolan Ryan as the only 2 hurlers in LAA history to throw an "immaculate inning," striking out the side on nine pitches in the 2nd inning on June 4, 2014 at HOU.

## 2019 SEASON

- Missed the majority of the season recovering from Tommy John surgery (performed in July 2018) before making 3 starts for SD in September.

- Made his Padres debut and 1st-career appearance in a non-LAA uniform on September 16 at MIL, working 3.2 innings (61 pitches) of 3-run ball on 5 hits in SD's 5-1 defeat...he struck out 5 while walking 0...it was his 1st-career start against MIL, making the Brewers the 25th Major League team for him to face.
- Faced the Diamondbacks in his other 2 starts, allowing 4 runs on 4 hits in 1.2 IP on September 22 at Petco Park and 1 run on 1 hit across 3.1 innings on September 28 at Chase Field.
- Started the Game 1 wins for Lake Elsinore (A) in both the California League Semi and Championship Series in September...tossed 4.0-shutout innings of 2-hit ball with 5 SO and 1 BB in the Storm's 2-0 victory on Sept. 4 vs. Rancho Cucamonga (53 pitches, 33 strikes)...allowed 2 runs on 6 hits across 4.0 IP in the Storm's 5-2 victory over Visalia in Game 1 of the CAL Championship Series on Sept. 4.

## CAREER NOTES

### 2018

- Made his 2nd-career Opening Day start and spent the majority of the season with LAA, owning a 10.26 SO/9.0 IP ratio (87 SO) in 16 GS.
- His 4 runs allowed in his 1st start on Opening Day at OAK snapped his career high streak of 16 consecutive GS having allowed 3-or-fewer earned runs, which dated back to September 19, 2015.
- Made 1 rehab start on June 29 with Inland Empire (A) at Rancho Cucamonga, working 3.1 IP and allowing 5 earned runs.
- Allowed 3 earned runs-or-fewer in 14 of his 16 starts, including each of his last 10, before undergoing Tommy John surgery in July (Dr. Neal ElAttrache).
- Among ML starters who threw at least 1,250 total pitches in '18, he ranked 1st in curveball spin rate (3,252 RPM) and 2nd in fastball spin rate (2,580 RPM) behind HOU's Justin Verlander (2,618 RPM).
- Finished T-3rd among AL starters in average fastball velocity (95.8 mph) with TB's Blake Snell, trailing only NYY's Luis Severino (97.6) and HOU's Gerritt Cole (96.5).



## 2017

- Made just 6 starts at the ML level, posting a 0.90 WHIP, 2.28 ERA (7 ER, 27.2 IP) and .180 opponent AVG.
- In his season debut on April 5 at OAK, exited the game with a right bicep strain after tossing 5.0 scoreless innings.
- Missed 135 games on the DL...pitched 2.0 shutout frames in only rehab start for Salt Lake (AAA) on August 30 at Tacoma.
- Returned to the ML club on September 5 at OAK, tossing 3.1 IP and allowing 1 earned run on 4 hits and 1 BB with 3 SO.
- Finished the year with an active streak of 16 consecutive starts (dating to September 19, 2015) of allowing 3-or-fewer ER.

## 2016

- Appeared in 6 games for LAA before suffering a season-ending injury on May 1 at TEX.
- Made 1st-career Opening Day start on April 4 vs. CHC, snapping LAA's franchise record streak of 6 straight Opening Day starts made by Jered Weaver.
- Made 6 appearances for LAA (all starts), before being sidelined by a right elbow UCL injury in his start on May 1 at TEX.
- Missed the final 137 games of season on the DL...finished the year with a 1-3 record and a 2.34 ERA (9 ER, 34.2 IP).
- In May, received stem-cell injections from Dr. Steve Yoon in Los Angeles instead of ligament-replacement surgery.
- After being cleared to throw off mound in late September, made 3 October starts in Instructional League in Arizona... was given a PRP injection on October 14 by Dr. Yoon to continue to promote healing in the ligament.

## 2015

- Set career highs in wins (15), SO (176), GS (32) and IP (207.1)...registered a quality start in 24 of 32 starts, tying for 3rd in the AL.
- Among AL leaders, he ranked 6th in wins, 9th in IP and 10th in SO and home ERA (2.92).
- Had his streak of 10 consecutive home quality starts snapped on August 3 vs. CLE...the streak spanned from August 9, 2014 -July 23, 2015, in which he went 6-1 with a 2.02 ERA.
- Carried a no-hitter into the 7th inning on May 10 vs. HOU... was broken up on a one out single by Jason Castro in the 7th.



## 2014

- Spent the entire campaign with LAA, making 26 starts before his season was cut short after tearing his left patellar tendon on August 20 at BOS.
- Tore his left patellar tendon while covering 1B in 2nd inning on August 20 at Fenway.
- At the time of his injury, ranked 2nd in the AL with a .201 opponent clip, 3rd in road ERA (2.11), T-3rd in winning percentage (.765), T-4th in wins (13), T-5th in GS (26), 7th in SO (164), 8th in ERA (2.61), and IP (168.2) and 10th in SO/9 IP (8.8).
- Allowed just 0.27 HR/9 IP (5 HR allowed in 168.2 IP), which led the majors at the time of his injury.
- Tossed the 1st complete game shutout of his career on August 4 at LAD...became 1st pitcher in ML history with 3 consecutive Interleague starts of 6.0+ scoreless innings in a single season.
- 1 of 5 players selected to ballot for "Final Vote" for the All-Star Game (won by CWS's Chris Sale).

# GARRETT RICHARDS

## 2013

- Made his 1st-career Opening Day roster with LAA, making a career-high 47 appearances at the ML level.
- From June 29-September 17, went 5-2 with a 2.67 ERA in 18 games (11 starts)...his 2.67 ERA in that span ranked 6th-best in the AL.
- Led the AL with an average fastball velocity of 94.8 MPH (min. 130 IP).

## 2012

- In his rookie campaign, split the year between LAA and Salt Lake (AAA), making 30 appearances with LAA and 14 with SL.
- LAA went 6-3 in his 9 starts, including a 4-1 mark at Angel Stadium...allowed 3 runs-or-fewer in 5 of 9 starts, in which the Halos went 5-0...in his 30 overall appearances, LAA went 22-8.
- Recorded his 1st-career victory on June 5 vs. SEA, in his 9th career appearance (4th start).
- Earned 1st ML save on August 24 in a 2-1 win at DET, working 0.2 IP with 2 SO.

## 2011

- Spent the majority of the year with Arkansas (AA) and had his contract selected by LAA on August 9, becoming the first Halos pitcher since Ervin Santana in 2005 to be called up from Double-A.
- At the time of his promotion, he led Texas League in wins and IP while ranking 2nd in ERA.
- Made his ML debut on August 10 at NYY, becoming the 1st starting pitcher to make his ML debut at the new Yankee Stadium.
- In his 1st-career home start on August 15 vs. TEX, was removed in the 1st inning after suffering a right adductor strain.

## 2010

- Split the season between Cedar Rapids (A) and Rancho Cucamonga (A)...posted a combined 12-5 record and a 3.52 ERA (56 ER, 143.0 IP) in 26 appearances (all starts).

## 2009

- In his 1st professional season, started 8 games for Orem (R), going 3-1 and striking out 30 against four BB with a 1.53 ERA and a 1.16 WHIP.

## PERSONAL

- Named LAA's third best prospect in 2012 by *Baseball America*.
- Attended Edmond Memorial High School (OK) and the University of Oklahoma. He was named to the NCAA All-Regional Team in 2009, and as a freshman, he was finalist for Closer of the Year.
- His favorite NBA team is the Oklahoma City Thunder.





### GARRETT RICHARDS CAREER PITCHING RECORD

SEASON	TEAM	W	L	ERA	G	GS	CG	SHO	SV	IP	H	R	ER	HR	HB	BB	IBB	SO	WHIP	AVG	AB	WP	BK	GDP	TBF	NP-S
2009	ORM (R)	3	1	1.53	8	8	0	0	0	35.1	37	6	6	0	2	4	0	30	1.16	.278	133	4	0	4	141	107 - 105
2010	RC (A)	4	1	3.89	7	7	0	0	0	34.2	38	17	15	4	1	9	0	41	1.36	.281	135	4	1	4	147	97 - 96
	CR (A)	8	4	3.41	19	19	2	0	0	108.1	92	48	41	6	3	34	0	108	1.16	.229	402	1	1	10	443	301 - 298
2011	LAA	0	2	5.79	7	3	0	0	0	14.0	16	11	9	4	0	7	0	9	1.64	.291	55	2	0	1	62	253 - 161
	ARK (AA)	12	2	3.15	22	21	3	0	0	143.0	123	58	50	10	8	40	0	103	1.14	.233	527	7	0	17	579	2,003 - 1,304
2012	LAA	4	3	4.69	30	9	0	0	1	71.0	77	46	37	7	3	34	1	47	1.56	.280	275	2	0	9	318	1192 - 734
	SLC (AAA)	7	3	4.21	14	14	0	0	0	77.0	87	36	36	5	6	35	0	65	1.58	.289	301	6	0	7	348	1248 - 751
2013	LAA	7	8	4.16	47	17	1	0	1	145.0	151	73	67	12	1	44	4	101	1.34	.269	562	11	0	19	620	2,351 - 1,465
2014	LAA	13	4	2.61	26	26	1	1	0	168.2	124	51	49	5	7	51	1	164	1.04	.201	617	22	1	8	678	2,627 - 1,651
2015	LAA	15	12	3.65	32	32	1	1	0	207.1	181	94	84	20	5	76	2	176	1.24	.236	768	17	0	19	865	3,250 - 2,075
	SLC (AAA)	0	1	9.00	1	1	0	0	0	5.0	7	5	5	1	0	4	0	5	2.20	.333	21	0	0	0	26	91 - 57
2016	LAA	1	3	2.34	6	6	0	0	0	34.2	31	16	9	2	1	15	1	34	1.33	.238	130	3	0	4	148	615 - 382
2017	LAA	0	2	2.28	6	6	0	0	0	27.2	18	8	7	1	0	7	0	27	0.90	.180	100	2	0	1	108	427 - 277
	SL (AAA)	0	0	0.00	1	1	0	0	0	2.0	5	0	0	0	0	0	0	2	2.50	.556	9	0	0	1	9	40 - 26
2018	LAA	5	4	3.66	16	16	0	0	0	76.1	64	43	31	11	1	34	0	87	1.28	.222	288	15	0	9	324	1,313 - 801
	IE (A)	0	1	13.50	1	1	0	0	0	3.1	7	5	5	2	0	0	4	2.10	.412	17	1	0	0	17	63 - 42	
2019	SD	0	1	8.31	3	3	0	0	0	8.2	10	8	8	2	0	6	0	11	1.85	.294	34	1	0	1	41	157 - 96
	LE (A)	0	1	8.10	3	3	0	0	0	6.2	8	7	6	1	1	8	0	8	2.40	.296	27	1	0	0	36	161 - 89
	SD1 (R)	0	0	4.50	1	1	0	0	0	2.0	2	1	1	0	0	0	0	3	1.00	.250	8	1	0	0	8	15 - 14
	SD2 (R)	0	0	54.00	1	1	0	0	0	0.2	2	4	4	0	0	3	0	2	7.50	.500	4	0	0	0	7	20 - 8
<b>MLB Totals</b>		<b>45</b>	<b>39</b>	<b>3.60</b>	<b>173</b>	<b>118</b>	<b>3</b>	<b>2</b>	<b>2</b>	<b>753.1</b>	<b>672</b>	<b>350</b>	<b>301</b>	<b>64</b>	<b>18</b>	<b>274</b>	<b>9</b>	<b>656</b>	<b>1.26</b>	<b>.238</b>	<b>2829</b>	<b>75</b>	<b>1</b>	<b>71</b>	<b>3164</b>	<b>12,185 - 7,642</b>
<b>Minors Totals</b>		<b>34</b>	<b>14</b>	<b>3.64</b>	<b>78</b>	<b>77</b>	<b>5</b>	<b>0</b>	<b>0</b>	<b>418.0</b>	<b>408</b>	<b>187</b>	<b>169</b>	<b>29</b>	<b>21</b>	<b>137</b>	<b>0</b>	<b>371</b>	<b>1.30</b>	<b>.258</b>	<b>1584</b>	<b>25</b>	<b>2</b>	<b>43</b>	<b>1761</b>	<b>4,146 - 2,790</b>

### CAREER TRANSACTIONS

OPTIONS USED: 1/3

2009 Signed by LAA as a first-round selection (42nd overall) in the First-Year Player Draft

2018 Signed by SD as a Major League free agent, December 7



# WEBSTER RIVAS

# 76

CATCHER

Height: 6-1

Bats: R

Weight: 219

Throws: R

weby\_08

Full Name	Webster Julian Rivas
Date of Birth	August 8, 1990 in Nagua, Dominican Republic
Current Residence	Nagua, Dominican Republic
2020 Opening Day Age	29
MLB Service Time	0.000
How Obtained	Signed as a minor league free agent on December 21, 2016
Contract Status	Signed through 2020

## QUICK HITS

- Has played for 3 organizations, all of which have their ML club rooted in Southern California: LAD (2010-15), LAA (2016) and SD (2017-present).
- In 2019 between El Paso (AAA) and Amarillo (AA), set career highs in HR (6), RBI (36), BB (30), AVG (.281), OBP (.371), SLG (.488) and OPS (.791).
- Has played 7 seasons in the Dominican Winter League (2013-2019), batting a collective .226 (33-for-146) in 71 games with 3 2B, 7 RBI and 6 BB. Has been behind the plate for 68 of those games, making 40 starts at catcher and committing 4 errors in 384.1 innings.
- His last stint on the Injured List was in August of 2016. Has been sidelined on the IL 4 times in his minor league career.

## 2019 SEASON

- Split the campaign between El Paso (AAA) and Amarillo (AA), slashing .281/.371/.420 in 69 games and setting career highs in HR (6), RBI (36), BB (30), AVG (.281), OBP (.371), SLG (.488) and OPS (.791).
- Began the season with AMA and played in 30 games for the Sod Poodles, batting .264 (28-for-106).
- Enjoyed a season-high 8-game hit streak with AMA from May 12-25, going 9-for-31 with 5 runs scored, 1 2B, 1 HR and 9 RBI.
- Promoted to ELP on June 4 and played 39 games for the Chihuahuas, with the team going 26-13 in games in which he appeared...hit .296 (37-for-125) for ELP with a .405 OBP (22 BB).
- Following the season, played for the Gigantes Del Cibao in the Dominican Winter League, batting .204 (10-for-49) in 17 games.

## CAREER NOTES

### 2018

- Spent the entire season with San Antonio (AA), hitting .276 over 57 games with 12 XBH and 23 RBI.
- Hit .295 (28-for-95) over 25 games prior to the All-Star break and .262 (32-for-122) in the 2nd half.

- Played 37 games at catcher, recording a .991 fielding %... played 15 games at 1B with a .992 fielding %.
- Contributed to SA's postseason run with 4 hits and 6 RBI.
- Following the season, played in 19 games for the Gigantes del Cibao in the Dominican Winter League.

### 2017

- Split the campaign between Fort Wayne (A) and San Antonio (AA), playing in a combined 62 games with a .268 AVG (55-for-205) and 12 2B, 1 3B, 2 HR and 30 RBI.
- Hit .296 (16-for-54) vs. RHP but did not collect a hit in 15 AB against LHP.
- Began the season with FW, hitting .232 in 23 games... assigned to SA on June 6.
- Made 3 pitching appearances for FW, allowing 1 earned run on 4 hits and 1 BB in 2.1 IP with 3 SO...also played 1.0 inning at 3B.

### 2016

- Split the season between Burlington (A), Inland Empire (A) and Salt Lake City (AAA), playing in a combined 33 games...missed parts of the season while on the DL from July 24-August 4 and August 7-September 2.

### 2015

- Played in a combined 71 games between Great Lakes (A), Tulsa (AA), Rancho Cucamonga (A) and Oklahoma City (AAA), hitting .270 with 15 XBH and 17 RBI.
- Posted a .996 fielding % on the season in 50 games as a catcher...played 11 games (9 starts) at 1B with RC.
- While with RC, hit .325 vs. LHP but just .239 against RHP.
- Following the season, hit .381 with 3 RBI over 9 games with the Gigantes of the Dominican Winter League.



**NON-ROSTER  
INVITEE**

## 2010-2014

- Played the entire **2014** season with Great Lakes (A), recording career highs in games (91), AB (319), hits (81), total bases (118), 2B (18), HR (5) and BB (23)...split the **2013** campaign between Rancho Cucamonga (A) and Great Lakes (A), playing in a combined 46 games with a .233 AVG, 6 2B, 1 HR, 12 RBI and 20 runs scored...played in 7 games for the AZL Dodgers (R) in **2012**, recording just 5 hits in 24 AB...played in 55 games in **2011** with the DSL Dodgers (R), recording career highs in runs scored (26), AVG (.279), OBP (.367), SLG (.384) and OPS (.751)...made his professional debut in **2010** with the DSL Dodgers (R), playing in 59 games while recording 16 2B, 1 3B, 1 HR, 34 RBI and 23 runs scored.

## CATCHER'S CORNER

Season	Team	PCT	G	GS	INN	E	DP	PB	SB	CS
2010	DSL DOD (R)	.989	14	11	87.0	1	0	1	13	11
2011	DSL DOD (R)	.980	41	36	310.1	6	2	2	35	34
2012	DOD (R)	.980	7	7	52.0	1	1	0	5	2
2013	RC (A)	.994	19	17	151.0	1	2	3	9	8
	GL (A)	.983	15	14	121.0	2	0	1	11	3
2014	GL (A)	.993	29	29	254.1	2	0	6	14	13
2015	TUL (AA)	.991	11	10	92.1	1	1	1	3	1
	RC (A)	.997	35	32	279.0	1	3	7	32	6
	OKC (AAA)	1.000	1	1	7.0	0	0	0	0	0
	GL (A)	1.000	3	3	26.2	0	0	0	3	2
2016	IE (A)	1.000	3	3	25.0	0	0	2	2	3
	SLC (AAA)	1.000	3	1	15.0	0	0	1	0	1
	BUR (A)	.992	26	26	228.2	2	1	4	25	14
2017	SA (AA)	.991	38	38	331.0	3	3	3	34	11
	FW (A)	.985	22	21	177.1	3	2	3	28	12
2018	SA (AA)	.991	37	37	311.2	3	1	1	38	13
2019	AMA (AA)	1.000	22	21	189.2	0	1	0	22	10
	ELP (AA)	.994	37	35	314.0	2	1	4	24	9
Minors Totals		.991	363	342	2973.0	28	18	39	298	153

## WEBSTER RIVAS CAREER BATTING RECORD

SEASON	TEAM	AVG	G	AB	R	H	2B	3B	HR	RBI	BB	IBB	SO	SB	CS	OBP	SLG	OPS	PA	HBP	SAC	SF	GIDP
2010	DSL DOD (R)	.246	59	211	23	52	16	2	1	34	12	0	12	3	2	.307	.355	.662	239	9	1	6	5
2011	DSL DOD (R)	.279	55	172	26	48	10	1	2	23	22	2	24	0	4	.367	.384	.751	198	2	2	0	2
2012	DOD (R)	.208	7	24	1	5	0	0	0	1	2	0	7	0	0	.296	.208	.505	27	1	0	0	1
2013	RC (A)	.213	26	89	13	19	4	0	1	7	6	0	18	1	1	.265	.292	.557	98	1	0	2	3
	GL (A)	.262	20	61	7	16	2	0	0	5	4	0	6	0	1	.313	.295	.609	69	1	2	1	1
2014	GL (A)	.254	91	319	25	81	18	2	5	32	23	1	56	2	1	.303	.370	.673	346	0	3	1	6
2015	TUL (AA)	.273	13	33	1	9	0	0	0	2	3	0	6	0	2	.333	.273	.606	36	0	0	0	2
	RC (A)	.258	54	178	15	46	11	1	1	11	9	0	27	0	2	.297	.348	.645	193	2	1	3	11
	OKC (AAA)	.667	1	3	0	2	0	0	0	0	0	0	0	0	0	.667	.667	1.333	3	0	0	0	0
	GL (A)	.333	3	12	1	4	1	0	1	4	0	0	1	0	0	.333	.667	1.000	12	0	0	0	0
2016	IE (A)	.143	4	14	0	2	0	0	0	0	1	0	5	0	0	.200	.143	.343	15	0	0	0	2
	SLC (AAA)	.286	3	7	0	2	0	0	0	0	0	0	2	0	0	.286	.286	.571	7	0	0	0	0
	BUR (A)	.221	26	86	7	19	7	0	0	9	7	0	13	0	0	.281	.302	.584	98	1	2	2	1
2017	SA (AA)	.287	39	136	21	39	9	1	1	23	12	0	35	0	0	.342	.390	.732	149	0	0	1	9
	FW (A)	.232	23	69	3	16	3	0	1	7	9	0	13	0	0	.321	.319	.639	78	0	0	0	3
2018	SA (AA)	.276	57	217	19	60	7	1	4	23	13	0	47	1	1	.319	.373	.692	233	1	1	1	7
2019	AMA (AA)	.264	30	106	14	28	3	1	1	14	8	0	23	1	0	.328	.340	.667	119	3	0	2	4
	ELP (AAA)	.296	39	125	26	37	9	0	5	22	22	3	23	0	0	.405	.488	.893	149	1	1	0	8
Minors Totals		.260	550	1862	202	485	100	9	23	217	153	6	318	8	14	.321	.361	.682	2069	22	13	19	65

## CAREER TRANSACTIONS

OPTIONS USED: 0/3

- 2009 Signed by LAD as an international free agent, May 29
- 2015 Signed by LAA as a minor league free agent, February 15
- 2016 Signed by SD as a minor league free agent, December 21



# CRAIG STAMMEN

# 34

**RIGHT-HANDED  
PITCHER**

Full Name	Craig Nicholas Stammen
Date of Birth	March 9, 1984 in North Star, Ohio
Current Residence	Cincinnati, Ohio
2020 Opening Day Age	36
MLB Service Time	8.160
MLB Debut	May 21, 2009 vs. PIT (with WSH)
How Obtained	Signed as a Major League free agent on January 17, 2020
Contract Status	Signed through 2021 (club option for 2022)

Height: 6-2

Bats: R

Weight: 228

Throws: R

@cstammen35

craigstammen

## QUICK HITS

**WORK HORSE** As a Padre from 2017-19, his 209 appearances were 3rd-most in the NL and ranked 7th in the majors. From 2012-14, his 242.2 IP led all Nationals relievers.

**LIKE FINE WINE** In his 10th big league season in 2019, set career highs in appearances (76), holds (31) and wins (8). His 31 holds led the NL and T-1st in the majors, while his 76 appearances were T-6th in the majors and his 4 wins T-7th among all ML relievers.

**LATER WILL BE GREATER** In 2019, 71.1 of his total 82.0 IP came in the 7th inning-or-later and his 297 batters faced beyond the 7th frame were the most in the majors. He also faced 230 batters in close and late situations, the 2nd-most in the NL and 3rd-most in baseball, trailing only MIL's Josh Hader and MIN's Taylor Rogers.

**BALL IN THE YARD, NO FREE PASSES** In 2018, his 3 HR allowed were 3rd-fewest among all ML relievers and his 17 BB tied for the 2nd-fewest (min. 75.0 IP).

## 2019 SEASON

- Set career-highs in appearances (76), holds (31) and saves (4) and matched his career highs in wins (8) and losses (7)...his 8 wins ranked T-7 among all ML relievers and T-4 in the NL.
- His 31 holds were a career high and finished with OAK Jake Diekman and HOU Ryan Pressly for the most in the majors...his 31 holds rank 6th on the Padres' single-season record list and were the most since 2010 when Mike Adams had 38 holds and Luke Gregerson set the record with 40 holds.
- Appeared in a career-high 76 games, passing his previous career-high of 73 games in 2018...his 76 appearances led the club, ranked 4th in the NL and finished T-6th with OAK Jake Diekman for the most in baseball...most of his appearances came in the 7th inning or later (71.1 IP) during which he faced 297 batters, the most in MLB.
- Faced 230 batters in close and late situations, the 2nd-most in the NL and the 3rd-most in baseball, trailing only MIL Josh Hader (246) and MIN Taylor Rogers (239).
- His 33 inherited runners and 125 induced ground balls led the Padres relief corps.

## ACCOLADES

### Padres Community Chairman's Award (2017)

- Posted a 7-2 record with a 2.41 ERA, 3 saves and 13 holds vs. NL West teams...through his 1st 21 appearances against divisional opponents, he went 5-0 with a 0.42 ERA (1 ER, 21.1 IP) and a .205 opponent AVG...finished the season with an active 11.0-scoreless innings streak vs. SF dating back to Sept. 25, 2018.
- Pitched to a 6-2 record with 1 save and a 2.08 ERA (7 ER, 30.1 IP) in 29 1-run games...his 6 wins in 1-run games finished T-1st in the majors with ATL Luke Jackson, ARI Mike Leake and BOS Brandon Workman.
- Converted a career-high 4 saves in a career-high 13 save opportunities...his 9 blown saves were the most by a pitcher in 2019 and ranked T-7th with Scott Linebrink (2006) and Gary Lucas (1982) for the most in club history, just 2 saves shy of the record of 11 blown saves.
- Began the season with a 0.96 ERA (1 ER, 9.1 IP) and 7 consecutive holds through his 1st 9 appearances from March 28-April 13, limiting hitters to a .206 clip.
- Gave up a career-high 4 HR on June 9 vs. WSH, becoming the 1st Padres pitcher to allow 4 consecutive HR...it was 2nd time in club history in which this occurred, (previously: Sept. 18, 2006 at LAD off Jon Adkins and Trevor Hoffman)...his 5 hits allowed on this day were a season high and his 4 ER tied his season-high (2x; also, June 22 at PIT).
- In 17 games from June 26-August 2, he allowed just 1 ER in 17.0 IP (0.53 ERA)...during that time, he posted just a 0.73 ERA over 13 games and 12.1 IP in July.
- Prior to the All-Star break, he went 6-4 with a 3.83 ERA, a .275 opponent AVG and 4 saves...went 2-3 after the ASG with a 2.57 ERA and a .215 opponent AVG.

## CAREER NOTES

### 2018


- In his 2nd full season with SD, allowed just 3 HR in 73 appearances...posted 8 wins, 23 holds and 88 SO with a 1.04 WHIP.
- Led the SD relief crew in wins, appearances, IP (79.0), batters faced (317), holds, inherited runners (33), inherited runners scored percent (36.4 %).



- Threw the fewest pitches per game on average of any reliever on the club (16.0) and used an average of just 14.8 pitches per inning.
- His 7 wins against NL opponents tied for the most of any reliever (LAD's Ross Stripling, MIL's Jeremy Jeffress and Corbin Burnes).
- His 3 HR allowed were 3rd-fewest among all ML relievers (min. 75.0 IP)...his 17 BB tied for the 2nd-fewest.
- His 5.18 SO/BB ratio ranked 5th among all NL relievers and 13th among all ML relievers...walked just 17 of the 317 batters he faced.
- Posted 3 double-digit scoreless inning stretches, which were 3 of the 5 longest of the season among all SD relievers (13.2 IP from July 15 to Aug. 10, 11.1 IP from March 29-April 17 and 11.0 IP from May 5-26).
- SD saw 2 stretches in which they won 8 straight games when he made an appearance (May 23-June 15 and Aug. 29-Sept. 16)...his previous career high in team wins in appearances he's made was 6, done in 2011 and 2014 with the Nationals.
- Held opponents scoreless in 27 of his last 32 games to end the season, posting a 2.34 ERA, a .177 opponent AVG, 10.90 SO/9 IP and a 0.87 WHIP.

## 2017

- Made 60 appearances out of the SD bullpen in his 1st season with the Friars...his 80.1 IP ranked 3rd among NL relievers and 5th among all ML relievers, the most since he worked 81.2 innings in 2013 while with WSH.
- Fanned 7 batters on May 19 vs. ARI, his career high as a reliever.
- Had a 15.0-scoreless inning streak (in a span of 13 games) from Aug. 17-Sept. 18...allowed only 7 hits and 2 BB with 16 strikeouts in that time.
- Faced 26 batters and inherited 24 runners with the bases loaded, which were both the most of any reliever in baseball...allowed only 2 runs to score against him when pitching with the bases loaded, and his 8.3 inherited runners scored percentage was the best mark in baseball (among those who inherited at least 13 runners)...opponents posted a .077 AVG against him in such situations.
- After the All-Star break, he posted a 1.10 ERA (4 ER, 32.2 IP) in 31 appearances...the mark led all NL relievers in the 2nd half of the season (min. 30.0 IP).
- In the 2 two months of the season (August and September), posted a 1.44 ERA (4 ER, 25.0 IP)...allowed 1 HR in those 24 appearances and fanned 21 batters.



## 2016

- Split the season between Columbus (AAA), Arkansas (AA) and the AZL Indians (R), pitching to a combined 1-4 record with a 3.62 ERA (11 ER, 271 IP) and 28 SO against 5 BB in 23 games (2 starts).
- Signed by CLE as a minor league free agent on February 8.
- Began the season with Columbus (AAA) before being placed on the 7-day DL, pitching in 3 games (2 starts) for the AZL Indians on a rehab assignment.

## 2015

- Appeared in 5 games for WSH, giving up 0 runs in 5.0 innings of relief.
- Placed on the 15-day DL on April 15 with a torn right flexor tendon before being transferred to the 60-day DL on June 6 and missing the remainder of the season.

## 2014

- Went 4-5 with a 3.84 ERA (31 ER, 72.2 IP) in 49 games out of the bullpen for WSH.
- From 2012-2014, led all Nationals relievers in IP (242.2).

# CRAIG STAMMEN

## 2013

- Over 55 games with WSH he went 7-6 with a 2.76 ERA (25 ER, 81.2 IP).
- Ranked 3rd in the NL with a team-leading 81.2 relief IP... had the top ERA among relievers to pitch 80.0+ IP of relief.
- His 133 ground balls induced were 5th-most in the majors.

## 2012

- Spent the entire season with WSH after making the club out of spring training in a long relief role.
- Led the WSH bullpen with 6 wins...ranked among NL relievers in IP (2nd, 88.1 IP), wins (T-5th, 6) and SO (8th, 87).
- Had an ERA of 1.89 when working 2.0 innings-or-more... successfully stranded 22 of 27 inherited baserunners (81%)...recorded a 1.29 ERA in the months of September and October.
- Earned his 1st career save on Sept. 29 after pitching a scoreless 10th inning at STL.

## 2011

- Split the season between Syracuse (AAA) and WSH.
- Started the season in SYR and had a 10-7 record with a 4.75 ERA (75 ER, 142.0 IP) with 127 SO against 40 BB in 25 games (24 starts)...tossed a 7-inning complete game on April 23 to earn the win at Scranton.
- Had 2 stints with WSH, June 4-14 and again on Sept. 2 through the end of the season...had a 1-1 record with a 0.87 ERA (1 ER, 10.1 IP) with 12 SO against 4 BB in 7 relief appearances...limited opposing big league batters to a .088 AVG (3-for-34).

## 2010

- Spilt the season between Syracuse (AAA) and WSH, compiling a 4-4 record with a 5.13 ERA (73 ER, 128.0 IP) in 19 games (all starts) in his sophomore season in the big leagues.
- Began the season in the WSH starting rotation for the 1st time in his career.
- After being optioned to SYR on June 7, pitched to a 2-0 record with a 2.25 ERA (5 ER, 20.0 IP) in 3 starts.
- Returned to the WSH starting rotation on June 29 and pitched 7.1 IP the next night vs. ATL to earn the win.
- Assigned to the bullpen on Aug. 8 and posted a 5.48 ERA in 16 relief appearances to finish out the season.

## 2009

- Split the season between Syracuse (AAA) and WSH, pitching to a 4-7 record with a 5.11 ERA (60 ER, 105.2 IP) in 19 games (all starts) during his ML debut campaign.
- Had a 4-2 record with a 1.80 ERA (8 ER, 40.0 IP) over 7 starts at SYR before being called up to the big leagues on May 20.
- His ML debut and 1st-career start came on May 21 vs. PIT... tossed 6.1 scoreless innings while retiring 19 of first 20 batters faced, but he received the no-decision.
- Earned his 1st ML win on June 18, tossing 6.1 innings scoreless innings in a 3-0 WSH win at NYY.
- Did not pitch after Aug. 29 and had surgery performed on September 6 to remove bone spurs.

## 2005-2008

- Split the **2008** season between Columbus (AAA), Harrisburg (AA) and Potomac (A), pitching to a combined 8-7 record with a 3.52 ERA (59 ER, 150.2 IP) over 30 games (23 starts)...named to the Carolina League Mid-Season All-Star team...earned Eastern League Pitcher of the Week honors on July 13 after going 2-0 with a 0.64 ERA over 2 starts...spent most of the **2007** season with POT, while also making one spot start for CLB...split the **2006** season between Savannah (A) and POT, pitching to a combined 6-11 record with a 4.04 ERA (64 ER, 142.2 IP) in 28 games (27 starts)...began his professional career in **2005** with Vermont (A) after being selected by WSH in the 12th-round of the First-Year Player Draft out of the University of Dayton.

## PERSONAL

- Son of Jeff and Connie. Married to Audrey, who hit a hole-in-one in January 2017 on their honeymoon. Craig captured the hole-in-one on video and it went viral, including being featured on The Today Show. Audrey has coached women's volleyball at the University of Maryland and the University of Dayton. The couple has a son, Chase Samuel Stammen and a daughter, Summitt.
- Was a 3-sport athlete at Versailles High School (OH). Pitched at the University of Dayton where he is the all-time strikeout leader. Earned his degree in entrepreneurship and business management. Was an Atlantic 10 Academic All-Conference selection.
- Enjoys golfing and his all-time favorite baseball player is Eric Davis. Enjoys listening to Zac Brown Band. Has been known to frequent Chipotle. His favorite TV show is *Survivor* and his favorite movies are *Iron Man* and *Tin Cup*. He is a fan of John Wooden's messages. Roots for the Cincinnati Bengals and the University of Notre Dame.



### CRAIG STAMMEN CAREER PITCHING RECORD

SEASON	TEAM	W	L	ERA	G	GS	CG	SHO	SV	IP	H	R	ER	HR	HB	BB	IBB	SO	WHIP	AVG	AB	WP	BK	GDP	TBF	NP-S
2005	VER (A)	4	5	4.06	13	7	0	0	0	51.0	62	36	23	2	2	12	0	32	1.45	.297	209	3	1	4	225	181-179
2006	SAV (A)	6	9	3.58	21	21	0	0	0	113.0	110	55	45	10	2	29	0	93	1.23	.251	439	8	0	8	479	357-355
	POT (A)	0	2	5.76	7	6	0	0	0	29.2	34	20	19	5	1	7	0	16	1.38	.288	118	4	0	4	128	105-104
2007	COL (AAA)	0	1	12.27	1	1	0	0	0	3.2	4	5	5	1	0	3	0	2	1.91	.267	15	0	0	0	18	72-37
	POT (A)	8	6	4.18	28	22	0	0	0	125.0	156	79	58	9	4	54	0	96	1.68	.311	501	16	0	15	566	465-437
2008	HAR (AA)	3	1	1.64	6	6	0	0	0	38.1	22	8	7	1	0	11	1	31	0.86	.171	129	0	0	4	144	102-102
	COL (AAA)	1	4	7.33	9	8	0	0	0	43.0	62	35	35	3	2	16	3	35	1.81	.354	175	4	0	4	198	690-438
	POT (A)	4	2	2.21	15	9	0	0	1	69.1	59	24	17	6	1	17	0	62	1.10	.227	260	2	0	6	279	200-199
2009	WSH	4	7	5.11	19	19	1	0	0	105.2	112	67	60	14	3	24	1	48	1.29	.271	414	7	0	4	448	1,591-996
	SYR (AAA)	4	2	1.80	7	7	0	0	0	40.0	33	10	8	4	0	8	0	14	1.03	.223	148	0	0	4	162	571-357
2010	WSH	4	4	5.13	35	19	0	0	0	128.0	151	78	73	13	1	41	4	85	1.50	.297	509	3	0	16	562	2,090-1,280
	SYR (AAA)	2	0	2.25	3	3	1	1	0	20.0	18	5	5	2	1	3	0	10	1.05	.237	76	0	0	3	81	275-175
2011	WSH	1	1	0.87	7	0	0	0	0	10.1	3	1	1	0	0	4	0	12	0.68	.088	34	1	0	1	38	149-94
	SYR (AAA)	10	7	4.75	25	24	1	1	0	142.0	163	80	75	18	1	40	0	127	1.43	.287	568	6	0	14	616	2,280-1,448
2012	WSH	6	1	2.34	59	0	0	0	1	88.1	70	27	23	7	2	36	4	87	1.20	.215	326	3	0	7	370	1,386-869
2013	WSH	7	6	2.76	55	0	0	0	0	81.2	78	30	25	4	2	27	3	79	1.29	.262	298	2	1	8	339	1,280-806
2014	WSH	4	5	3.84	49	0	0	0	0	72.2	78	34	31	5	3	14	2	56	1.27	.276	283	1	1	8	304	1,135-738
2015	WSH	0	0	0.00	5	0	0	0	0	4.0	2	0	0	0	0	3	1	3	1.25	.154	13	0	0	0	17	65-40
2016	AKR (AA)	0	1	0.79	10	0	0	0	0	11.1	9	2	1	1	0	3	0	9	1.06	.214	42	0	0	0	47	141-94
	COL (AAA)	0	3	5.54	10	0	0	0	0	13.0	16	8	8	2	0	2	0	11	1.38	.302	53	0	0	0	57	185-127
	IND (R)	1	0	6.00	3	2	0	0	0	3.0	4	2	2	0	0	0	0	8	1.33	.308	13	1	0	0	13	N/A-N/A
2017	SD	2	3	3.14	60	0	0	0	0	80.1	68	29	28	12	2	28	3	74	1.20	.229	297	2	0	12	329	1,285-823
2018	SD	8	3	2.73	73	0	0	0	0	79.0	65	25	24	3	3	17	3	88	1.04	.221	294	3	0	6	317	1,167-793
2019	SD	8	7	3.29	76	0	0	0	4	82.0	80	36	30	13	2	15	2	73	1.16	.251	319	0	0	5	339	1,251-808
<b>MLB Totals</b>		<b>44</b>	<b>37</b>	<b>3.63</b>	<b>438</b>	<b>38</b>	<b>1</b>	<b>0</b>	<b>5</b>	<b>732.0</b>	<b>707</b>	<b>327</b>	<b>295</b>	<b>71</b>	<b>18</b>	<b>209</b>	<b>23</b>	<b>605</b>	<b>1.25</b>	<b>.254</b>	<b>2787</b>	<b>22</b>	<b>2</b>	<b>67</b>	<b>3063</b>	<b>11,399-7247</b>
<b>Minors Totals</b>		<b>43</b>	<b>43</b>	<b>3.95</b>	<b>158</b>	<b>116</b>	<b>2</b>	<b>2</b>	<b>1</b>	<b>702.1</b>	<b>752</b>	<b>369</b>	<b>308</b>	<b>64</b>	<b>14</b>	<b>205</b>	<b>4</b>	<b>546</b>	<b>1.36</b>	<b>.274</b>	<b>2746</b>	<b>44</b>	<b>1</b>	<b>66</b>	<b>3013</b>	<b>5,624-4,052</b>

### DIVISION SERIES RECORD

SEASON	TEAM	W	L	ERA	G	GS	CG	SHO	SV	IP	H	R	ER	HR	HB	BB	IBB	SO	WHIP	AVG	AB	WP	BK	GDP	TBF	NP-S
2012	WSH	0	0	9.00	4	0	0	0	0	3.0	5	3	3	1	3	2	0	3	2.33	.357	14	0	0	0	21	76-44
2014	WSH	0	0	2.25	2	0	0	0	0	4.0	3	1	1	0	0	0	0	2	0.75	.231	13	0	0	0	13	50-30
<b>Career Totals</b>		<b>0</b>	<b>0</b>	<b>5.14</b>	<b>6</b>	<b>0</b>	<b>0</b>	<b>0</b>	<b>0</b>	<b>7.0</b>	<b>8</b>	<b>4</b>	<b>4</b>	<b>1</b>	<b>3</b>	<b>2</b>	<b>0</b>	<b>5</b>	<b>1.43</b>	<b>.296</b>	<b>27</b>	<b>0</b>	<b>0</b>	<b>0</b>	<b>34</b>	<b>126-74</b>

### POSTSEASON (COMBINED)

SEASON	TEAM	W	L	ERA	G	GS	CG	SHO	SV	IP	H	R	ER	HR	HB	BB	IBB	SO	WHIP	AVG	AB	WP	BK	GDP	TBF	NP-S
2012	WSH	0	0	9.00	4	0	0	0	0	3.0	5	3	3	1	3	2	0	3	2.33	.357	14	0	0	0	21	76-44
2014	WSH	0	0	2.25	2	0	0	0	0	4.0	3	1	1	0	0	0	0	2	0.75	.231	13	0	0	0	13	50-30
<b>Career Totals</b>		<b>0</b>	<b>0</b>	<b>5.14</b>	<b>6</b>	<b>0</b>	<b>0</b>	<b>0</b>	<b>0</b>	<b>7.0</b>	<b>8</b>	<b>4</b>	<b>4</b>	<b>1</b>	<b>3</b>	<b>2</b>	<b>0</b>	<b>5</b>	<b>1.43</b>	<b>.296</b>	<b>27</b>	<b>0</b>	<b>0</b>	<b>0</b>	<b>34</b>	<b>126-74</b>

### CAREER TRANSACTIONS

**OPTIONS USED: 2/3**

- 2005 Signed by WSH as a 12th-round selection in the First-Year Player Draft
- 2016 Signed by CLE as a minor league free agent, February 8  
Signed by SD as a minor league free agent, December 24
- 2018 Signed by SD as a Major League free agent, January 6
- 2020 Signed by SD as a Major League free agent, January 17



# MATT STRAHM

# 55

**LEFT-HANDED  
PITCHER**

<b>Full Name</b>	Matthew Scott Strahm
<b>Date of Birth</b>	November 12, 1991 in West Fargo, North Dakota
<b>Current Residence</b>	West Fargo, North Dakota
<b>2020 Opening Day Age</b>	28
<b>MLB Service Time</b>	3.064
<b>MLB Debut</b>	July 31, 2016 @ TEX (with KC)
<b>How Obtained</b>	Acquired from KC along with Travis Wood and Esteyru Ruiz in exchange for Ryan Buchter, Trevor Cahill and Brandon Maurer on July 24, 2017
<b>Contract Status</b>	Signed through 2020

**Height:** 6-2    **Bats:** R  
**Weight:** 190    **Throws:** L

@MattStrahm  
 mattstrahm

## QUICK HITS

**START VS. RELIEF** Made 30 relief appearances in 2019, posting a 3-4 record with a 3.27 ERA (12 ER, 33.0 IP). Pitched to a 5.29 ERA (48 ER, 81.2 IP) in 16 starts.

**YOU SHALL NOT PASS** In 2019, posted a career-best 5 consecutive starts without allowing a BB from April 7-May 2. The last SD starter to go at least 5.0 innings with 0 BB in at least 4 straight outings was Greg Maddux in 2007 (8 straight walk-less appearances).

**WHEN THE GOING GETS TOUGH** His .053 opponent AVG with RISP/2 out in 2018 was the 2nd-lowest in the majors in such scenarios (min. 20 batters faced).

**16.1 STRONG** Posted the longest scoreless streak by a Royals' hurler in 2016, going 16.1 consecutive frames without a run.

## 2019 SEASON

- Made his 2nd-career Opening Day roster (also, 2017 with KC) and set career highs in many categories, including wins (6), appearances (46), starts (16), innings pitched (114.2), hits (121), runs (61), earned runs (60), HR (22), SO (118) and losses (11).
- Made his 2019 debut on April 1 vs. ARI, starting the Padres 5th game of the season...gave up 5 runs (earned) on 8 hits and 3 BB with 2 SO in 2.2 IP...went on to make 15 consecutive starts from April 1-July 2 before moving to the bullpen.
- Tossed a career-high 8.0 innings on April 19 vs. CIN, allowing just 1 run (earned) on 2 hits with 5 SO...the 8.0 IP were the most by a Padres SP in 2019.
- Posted a career-best 5 consecutive starts without allowing a BB from April 7-May 2...the last SD starter to go at least 5.0 innings with 0 BB in at least 4 straight outings was Greg Maddux in 2007 when he did so in 8 straight appearances...was 1 of only 7 Padres starters to have made at least 4 straight starts of at least 5.0 innings while issuing zero BB...it had been done so on 9 occasions, with David Wells and Randy Jones accomplishing the feat twice.

## ACCOLADES

**MLB.com Organization All-Star (2015 and '16, KC)**

**South Atlantic League Mid-Season All-Star (2015, Lexington)**

- Pitched 6 quality starts through his first 15 outings of the season, which finished the season ranked 4th among Padres pitchers...from April 19-May 8, he became the 2nd SD starter to toss 4 straight quality outings in 2019 (also: Chris Paddack from April 18-May 6)...went 2-1 with a 2.82 ERA (12 ER, 38.1 IP) in quality starts.
- Allowed 2 ER-or-fewer across 8 straight starts from April 7-May 21, which tied with 5 others for the 3rd-longest streak in the majors (min. 5.0 IP), over the 8-start stretch in this time, his 0.95 BB/9 rate ranked 3rd among ML pitchers.
- Struck out a career-high 10 on May 27 at NYY...was 1 of 4 SD pitchers to strike out 10-or-more batters in a game this season. (Dinelson Lamet did so 4 times).
- Missed time while on the 10-Day Injured List with a left rib strain from June 5-12.
- His 22 HR allowed were the 3rd-most among the Padres pitching staff, behind Joey Lucchesi and Chris Paddack who each allowed 23 HR...gave up 19 HR as a starter but only gave up 3 HR as a reliever...gave up multiple HR in 7 consecutive starts from May 21-July 2, the longest streak by a ML pitcher in 2019...since 2007, Strahm is just 1 of 2 pitchers to allow multiple HR in 7 consecutive starts, joining Jason Jennings who did so from 2007-08.
- After starting the season with a 2-4 record with a 3.21 ERA (20 ER, 56.0 IP) through 10 starts, he went on to post a 1-3 record with a 10.65 ERA (28 ER, 23.2 IP) over his next 5 starts and was moved to the bullpen.
- Made his 1st relief appearance of the season on July 12 vs. ATL, giving up 1 ER on 2 hits in 1.0 IP...it was his first relief outing since Sept. 29, 2018 vs. ARI...went on to make 30 relief appearances in 2019, posting a 3-4 record with a 3.27 ERA (12 ER, 33.0 IP)...pitched to a 5.29 ERA (48 ER, 81.2 IP) in 16 starts.
- Over 14 games (1 start) from August 12-Sept. 13, he gave up just 1 ER in 15.0 IP (0.60 ERA) while limiting hitters to a .063 (1-for-16) clip with RISP...in 12 August appearances (1 start), he went 1-0 with a 1.93 ERA (3 ER, 14.0 IP) with 15 SO.
- Held opponents scoreless in 23 of his 30 relief outings and tossed more than 1.0 IP in 6 games.





- Recorded a 27.6% SO rate as a reliever as opposed to a 22.9% SO as a starter.
- His 6 wins finished T-5th among Padres pitchers with Cal Quantrill while his 11 losses were the most among the pitching staff and finished T-10th among NL pitchers.

## CAREER NOTES

### 2018

- Posted career highs in appearances (41), IP (61.1), starts (5), wins (3), SO (69) and WHIP (0.98).
- Opponents were 3-for-41 (.073 AVG) against him with RISP, the lowest mark in the majors (min. 45 batters faced).
- Limited the opposition to a .053 average with RISP/2 out, tied for the second-lowest average in such scenarios (min. 20 batters faced).
- Among all NL pitchers who made at least 40 appearances, his 5.72 H/9 IP and opponent average (.178) both ranked 6th and his 0.98 WHIP ranked tied for 7th.
- Began the season on the 10-day DL while recovering from surgery on his torn left patellar tendon.
- Made 9 rehab appearances (2 starts) with San Antonio (AA) and went 1-0 with a 2.51 ERA (4 ER, 14.1 IP) before being reinstated from the DL on May 7.
- Made his SD debut on May 7 vs. WSH and allowed a season-high 3 earned runs on 2 hits and a career-high-tying 3 BB in 2.0 IP.
- Allowed just 6 ER in the remainder of the 1st half, posting a 2.34 ERA (9 ER, 34.2 IP) and a .171 opponent clip in 19 games preceding the All-Star break.
- Posted a 1.69 ERA (5 ER, 26.2 IP) in 22 games following the All-Star break.
- Relied on 4 pitches: four-seamer (58%), slider (15.3%), changeup (14.3%) and curve (12.3%).

### 2017

- Split the season between Omaha (AAA) and KC before undergoing surgery on his torn left patellar tendon...acquired by SD on July 24.
- Made his 1st-career Opening Day roster for KC and made 3 relief appearances before being optioned to OMA on April 11, where he allowed just 2 hits and 0 runs in 5.0 IP in 4 relief appearances.
- Recalled by KC on April 21 and tossed scoreless outings in 13 of his next 16 outings from April 21-June 5, going 1-0 with a 1.45 ERA (3 ER, 18.2 IP).
- Earned the win in his 1st-career start on June 14 at LAA, working 5.0 IP of 3-hit ball allowing 1 run (unearned) in KC's 7-2 victory.
- Sustained a torn patellar tendon in his left knee on July 1 vs. MIN...underwent surgery on July 7.

- Acquired by SD along with LHP Travis Wood and INF Esteury Ruiz from KC in exchange for LHP Ryan Buchter and RHPs Trevor Cahill and Brandon Maurer on July 24.

### 2016

- Made his ML debut on July 31 at TEX and made 21 relief appearances during his rookie campaign for KC, owning a 1.23 ERA (3 ER, 22.0 IP)...made just 4 appearances for Omaha (AAA).
- Had the longest scoreless streak by a Royals' hurler in 2016, going 16.1 consecutive frames without a run from August 2-September 10.
- During his scoreless streak, which spanned 12 appearances, held opponents to a .120 clip (6-for-50) and had 20 SO to 4 BB.
- Held opponents to a .173 average (13-for-75), the 7th-lowest among AL relievers (min. 80 batters faced).
- Recorded at least 1 SO in each of his 1st 10 appearances.
- His 12.27 SO/ 9.0 IP (30 SO in 22.0 IP) ranked 10th in the AL (min. 20.0 IP) and 4th in Royals history.
- Earned his 1st Major League win on August 17 at DET.
- Entered the season rated as the Royals' No. 8 prospect by *Baseball America*.

### 2015

- Appeared in 14 games for Lexington (A) and 15 games for Wilmington (A), owning a 2.59 ERA (27 ER, 94.0 IP).
- Named an All-Star for the 1st time in his career, selected to the 2015 South Atlantic League game...did not participate due to his promotion to Wilmington on June 13.

### 2014

- Went 1-0 with a 2.29 ERA (5 ER, 19.2 IP) for Idaho Falls (R)...appeared in 10 games (1 start).
- Returned from Tommy John surgery to make 10 appearances (1 start) for IDF (R)...recorded 27 SO in 19.2 IP (12.59 SO/9.0 IP).

### 2013

- Missed the entire season after suffering an elbow injury in the Spring.

### 2012

- In his 1st professional campaign, appeared in 19 games for Idaho Falls (R) and owned a 1-3 record and a 5.64 ERA (19 ER, 30.1 IP).
- Earned his 1st professional win on August 6 vs. IDF, tossing 4.0-scoreless IP of relief in IDF's 6-5 victory.

# MATT STRAHM

## PERSONAL

- Parents are named Tim and Linda. Matt has an older sister, Britta, and a younger brother, Benjamin, who currently plays baseball at Northeastern State University.
- Resides in West Fargo, N.D. in the offseason, with his wife, Megan. They have two dogs, Lolly and Knox.
- Graduated from West Fargo High School (ND) in 2010.
- Attended Neosho County Community College (KS) and graduated in 2012. Posted a 9-3 record with a 1.48 ERA and 129 SO in 99.0 IP in 2 seasons, and he helped the team reach the NJCAA World Series in 2012.
- Bypassed an opportunity to play at Nebraska when he signed with the Royals (by scout Matt Price).
- Enjoys fishing and hunting and listening to Tim McGraw. His favorite movie is *The Sandlot* and TV show is *How I Met Your Mother*. His all-time favorite baseball player is Darin Erstad.
- Roots for his own fantasy football team.





### MATT STRAHM CAREER PITCHING RECORD

SEASON	TEAM	W	L	ERA	G	GS	CG	SHO	SV	IP	H	R	ER	HR	HB	BB	IBB	SO	WHIP	AVG	AB	WP	BK	GDP	TBF	NP-S
2012	IDF (R)	1	3	5.64	19	0	0	0	0	30.1	34	29	19	1	4	17	0	42	1.68	.268	127	5	1	1	151	N/A - N/A
2014	IDF (R)	1	0	2.29	10	1	0	0	1	19.2	10	6	5	1	1	10	0	27	1.02	.149	67	1	0	1	79	N/A - N/A
2015	LEX (A)	2	1	2.08	14	0	0	0	4	26.0	12	7	6	1	2	12	0	38	0.92	.140	86	0	0	1	100	153 - 109
	WIL (A)	1	6	2.78	15	11	0	0	1	68.0	48	25	21	7	5	19	0	83	0.99	.194	247	5	0	2	275	953 - 645
2016	KC	2	2	1.23	21	0	0	0	0	22.0	13	4	3	0	1	11	1	30	1.09	.173	75	1	0	3	88	433 - 258
	NWA (AA)	3	8	3.43	22	18	0	0	0	102.1	102	47	39	14	6	23	0	107	1.22	.260	393	1	1	8	425	1,633 - 1,070
2017	KC	2	5	5.45	24	3	0	0	0	34.2	30	22	21	6	3	22	2	37	1.50	.236	127	3	0	4	154	647 - 396
	OMA (AAA)	0	0	0.00	4	0	0	0	0	5.0	2	0	0	0	0	0	0	7	0.40	.118	17	0	0	0	17	63 - 42
2018	SD	3	4	2.05	41	5	0	0	0	61.1	39	16	14	6	3	21	1	69	0.98	.178	219	2	0	2	245	998 - 663
	SA (AA)	1	0	2.51	9	2	0	0	0	14.1	14	5	4	1	2	4	0	22	1.26	.259	54	1	0	1	61	255 - 174
2019	SD	6	11	4.71	46	16	0	0	0	114.2	121	61	60	22	7	22	4	118	1.25	.267	453	3	1	7	487	1,789 - 1,247
<b>MLB Totals</b>		13	22	3.79	132	24	0	0	0	232.2	203	103	98	34	14	76	8	254	1.20	.232	874	9	1	16	974	3,867 - 2,564
<b>Minors Totals</b>		9	18	3.18	93	32	0	0	6	265.2	222	119	94	25	20	85	0	326	1.16	.224	991	13	2	14	1108	3,057 - 2,040

### CAREER TRANSACTIONS

OPTIONS USED: 1/3

2012 Signed by KC as a 21st-round selection in the First-Year Player Draft

2017 Acquired by SD from KC along with Travis Wood and Esteury Ruiz in exchange for Ryan Buchter, Trevor Cahill and Brandon Maurer, July 24



# FERNANDO TATIS JR.

# 23

INFIELDER

Height: 6-3

Bats: R

Weight: 217

Throws: R

@tatis\_jr

fernando\_tatis21

Full Name	Fernando Gabriel Tatis Medina Jr.
Date of Birth	January 2, 1999 in San Pedro De Macoris, Dominican Republic
Current Residence	San Pedro De Macoris, Dominican Republic
2020 Opening Day Age	21
MLB Service Time	1.000
MLB Debut	March 28, 2019 vs. SF (with SD)
How Obtained	Acquired from CWS along with Erik Johnson in exchange for James Shields and cash considerations on June 4, 2016
Contract Status	Signed through 2020

## QUICK HITS

**AGE IS JUST A NUMBER** Became the youngest Padre (20 years, 85 days old) to play on Opening Day and the youngest Padre to play in any game since Roberto Alomar (20 years, 77 days) in 1988.

**OFF TO THE RACES** Became the youngest player with 2 hits on Opening Day since Robin Young in 1975, and the first 20-year old with an Opening Day hit since Bryce Harper and Manny Machado in 2013.

**WELCOME TO THE WAR** Produced a 3.6 WAR (wins above replacement) in 84 games during his rookie campaign. Prior to last year, in the 12 seasons since the Padres last postseason appearance (2006), Padres shortstops had combined for a 3.1 WAR (FanGraphs).

**ELITE COMPANY** Joined Nomar Garciaparra (1997) as the only rookie SS to record 20+ HR and 15+ SB in a single season. His 22 HR were the most for any SS in ML history in a season before turning 21 (besting Alex Rodriguez's previous record of 21 HR in 1996 as a 20-year-old). With 22 HR and 16 SB, Tatis was the 6th player since 1960 to post 20 HR/15 SB before their 21st birthdays, joining Ronald Acuña Jr. (2018), Mike Trout (2012), Bryce Harper (2012), Rodriguez (1996) and Ken Griffey Jr. (1990).

**FEARLESS LEADER** Finished the season with a franchise record 6 leadoff home runs, breaking Will Venable's record of 5 leadoff dingers in 2011.

**LIKE FATHER, LIKE SON** Had his 1st-career multi-HR game on July 7 at Dodger Stadium. In doing so, he and his dad, Fernando Tatis Sr. became the 1st father/son duo to post multi-HR efforts at the same ballpark since Bobby and Barry Bonds in 1999 and then 2003 at Shea Stadium.

**HIGHLY REGARDED** Entered his rookie season in 2019 rated as the No. 1 overall prospect by ESPN.com and No. 2 by *Baseball America* and MLB Pipeline.

## 2019 SEASON

- Selected to the Major League roster on Opening Day and became the 8th-youngest position player to start on Opening Day in the past 50 seasons.
- Overall, 31 different position players have started Opening Day at Tatis' age-or-younger in the Modern Era (since 1900).

## ACCOLADES

MLBPAA Padres Heart and Hustle Award (2019, SD)

*Baseball America* Major League All-Rookie Team (2019, SD)

Rookie of the Year Voting (finished 3rd)

Futures Game Selection (2018, SD)

MiLB.com Organization All-Star (2017 & '18, SD)

*Baseball America* Double-A All-Star (2018, SD)

Mid-Season All-Star (2018, Texas League & 2017, Midwest League)

Texas League Post-Season All-Star (2018, San Antonio)

Texas League Player of the Month (May 2018, San Antonio)

*Baseball America* Minor League All-Star (2017)

## HIGHEST AVERAGE INFIELD ARM STRENGTH ON "MAX EFFORT THROWS," 2019

mph	Player	Team
92.1 mph	Fernando Tatis Jr.	SD
89.0 mph	Carlos Correa	HOU
88.5 mph	Javier Baez	CHC
88.2 mph	Matt Chapman	OAK
87.3 mph	Manny Machado	SD

- In the last 42 years, only 3 players younger than Tatis have started on Opening Day, 2 of whom are in the Hall of Fame (Adrian Beltre, Alan Trammell and Ken Griffey Jr.).
- Was 1 of 11 players in 2019 to play in at least 84 games and have a .969+ OPS...full list includes 7 2019 All-Stars: Tatis Jr., Christian Yelich, Mike Trout, George Springer, Anthony Rendon, Ketel Marte, Mitch Garver, Nelson Cruz, Alex Bregman, Cody Bellinger and Yordan Alvarez...he was the 4th player in baseball history to produce a .969+ OPS in at least 84 games played in a single season prior to turning 21, joining Alex Rodriguez, Ted Williams and Mel Ott in their age-20 seasons.
- Among those who played more than 10 games for the Padres in 2019, led the team in AVG (.317), OBP (.379), SLG (.590), OPS (.969), wOBA (.417) and BABIP (.410)... despite playing just 84 games (11th-most on the club), he ranked 1st on the team in 3B (6), T-2 in SB (16), 3rd in hits (106) and runs created (74), 4th in runs scored (61), T-4 in HR (22), XBH (41) and RBI (53), 7th in BB (30) and T-7th in 2B (13).



- Had a career-high 4-game multi-hit streak during the Padres 4-game series at COL from June 13-16...hit .526 (10-for-19) during the series, tying with Manny Machado for the 3rd-highest clip in a 4-game set in all of 2019 (behind COL Charlie Blackmon's .625 AVG and MIA Starlin Castro's .579 AVG).
- In SD's win on June 14 at COL, the Padres faced a 6-run deficit in the 9th before mounting the greatest 9th inning comeback in franchise history, tying the game at 11-11... Tatis contributed a pair of hits in the inning (including a 115.9 mph, game-tying, 2-RBI single), and he later tripled in the 12th, scoring the eventual game-winning run...the Padres had never before overcome a deficit of 6+ runs in the 9th inning (win or loss), and Tatis' 2nd hit in the inning off Wade Davis registered a 115.9 mph, the hardest hit ball of any Padre in 2019.
- His 14-game hitting streak from July 26-Aug. 10 was the longest by a Padre in 2019...hit .317 (19-for-60) during that span.
- At the time of his last game played on Aug. 13, Tatis led all ML rookies in OPS (.969) and SLG (.590) and ranked 2nd in OBP (.379), AVG (.317) and SB (16)...he also ranked among ML leaders in BABIP (2nd, .410), OPS (9th, .969), AVG (9th, .317) and SLG (9th, .590).
- Hit 4 leadoff HR's in an 11-day span and in back-to-back games on July 29-30 and August 7-8.
- Missed 77 games across 2 separate stints on the Injured List...placed on the 10-day IL with a left hamstring strain on April 30 (retro: April 29) after stretching for a throw on a force play at 2B on April 28 at WSH....had slashed .300/.360/.550 with 12 XBH (5 2B, 1 3B, 6 HR) with 13 RBI, 8 BB, 6 SB and a .910 OPS in 27 games prior to the injury.
- Reinstated from the IL on June 6 after missing 34 games and hit safely in 7 of his first 8 starts with 5 multi-hit efforts (and 3 3-hit games).
- Proceeded to slash .325/.387/.607 with a .994 OPS in 57 games before landing on the 10-day IL on Aug. 16, sustaining a season-ending stress reaction in his lower back on August 13 vs. TB...transferred to the 60-day IL on Sept. 3.

## CAREER NOTES

### 2018

- Spent the entire campaign with San Antonio (AA), posting a .286/.355/.507 slash line with 16 HR and 43 RBI before undergoing season-ending surgery to repair a fractured left thumb in July.
- After slashing .177/.231/.333 with 4 2B, 3 HR and 10 RBI in his 24 games played in April, he earned Texas League Player of the Month honors in May, posting a .336/.414/.639 line with 12 2B, 7 HR and 16 RBI.

# FERNANDO TATIS JR.

- In his 35 games from June 1-July 19, he slashed .319/.387/.511 with 6 2B, 6 HR, 17 RBI and 31 runs scored.
- On July 19, he fractured his left thumb sliding headfirst into second base on a steal attempt.
- At the time of his season-ending injury, his 77 runs scored led the TL and ranked 2nd across the entire minors...also ranked 2nd in the TL in XBH (42), 4th in SLG (.507), T-5th in 2B (22), T-6th in hits (101) and T-7th in HR (16) and SB (16).
- Earned TL Mid and Post-Season All-Star honors and named an MiLB.com Organizational All-Star for SD.
- Selected to the World Team roster representing the Dominican Republic for his first SiriusXM All-Star Futures Game appearance on July 15 at Nationals Park...hit a 107.1 MPH single to left field on a 102.3 MPH fastball off CIN prospect RHP Hunter Greene in the top of the 3rd...stole second base after his next at-bat with a Sprint Speed of 28.4 feet per second, per Statcast, above the Major League average of 27.0.
- Following the season, played for Estrellas Orientales in his hometown of San Pedro de Macoris in the Dominican Winter League...helped the club to their 1st championship in more than half a century, slashing .263/.379/.488 with 3 home HR in the regular season, followed by 3 more HR in the playoffs and earning MVP honors of the round-robin portion of the playoffs.

## 2017

- Spent the majority of the season with Fort Wayne (A) and became the first 18-year-old in Midwest League history to post a 20-20 season (21 HR, 29 SB).
- His 21 HR set a FW record and he led the MWL in walks (75) and OBP (.390) while hitting .281 (121-for-431) and collecting 68 RBI and 29 SB in 117 games for the TinCaps.
- Earned MWL Mid-Season All-Star honors and was twice named MWL Player of the Week (May 15-21 and June 26-July 2).
- Named a Minor League and Low Class-A All-Star by *Baseball America* and an Organizational All-Star for San Diego by MiLB.com...was also named Minor League Player of the Year by the Padres.

- Promoted to San Antonio (AA) on August 21 and was the youngest player in the Texas League by season's end... finished the Missions' regular season on a 9-game hitting streak, hitting .255 (14-for-55) overall in his 14 TL games.
- Received his 1st postseason action in the TL playoffs, starting all 5 games and hitting .350 (7-for-20).
- Following the season, was drafted 1st overall in the Dominican Republic Winter League Draft by Estrellas Orientales.
- Named the best power hitter by *Baseball America* following the season and entered 2018 rated as the No. 3 prospect in baseball by ESPN.com, No. 8 by MLB.com and No. 9 by *Baseball America*.

## 2016

- Made his professional debut with the AZL Padres (R) and hit .273 (48-for-176) in 43 games before also hitting .273 (12-for-44) in 12 games for Tri-City (A).
- Recorded multi-hit efforts in 10 of his first 17 professional games from June 22-July 13, hitting .342 (25-for-73).
- Assigned to TC on August 19 and hit safely in 8 of his 12 games.

## PERSONAL

- The son of Maria and Fernando Tatis Sr. His dad is a former 11-year MLB veteran infielder, widely known for hitting 2 grand slams in 1 inning on April 23, 1999 @ LAD (with STL) off Chan Ho Park.
- Has 3 brothers, Joshua, Elijah and Daniel, and 1 sister, Maria. Elijah is currently in the White Sox organization.
- Goes by the nickname "El Niño."
- Has two dogs: Nala and Pumba.
- His favorite TV show is *Friends*.
- Originally signed by White Sox scout Miguel Peguero.



### FERNANDO TATIS JR. CAREER BATTING RECORD

SEASON	TEAM	AVG	G	AB	R	H	2B	3B	HR	RBI	BB	IBB	SO	SB	CS	OBP	SLG	OPS	PA	HBP	SAC	SF	GIDP
2016	PAD (R)	.273	43	176	35	48	13	1	4	20	10	0	44	14	2	.312	.426	.738	188	0	1	0	3
	TRI (A)	.273	12	44	4	12	4	2	0	5	3	0	13	1	1	.306	.455	.761	49	0	0	2	1
2017	SA (AA)	.255	14	55	6	14	1	0	1	6	2	1	17	3	0	.281	.327	.608	57	0	0	0	0
	FW (A)	.281	117	431	78	121	26	7	21	69	75	2	124	29	15	.390	.520	.910	518	6	0	6	6
2018	SA (AA)	.286	88	353	77	101	22	4	16	43	33	1	109	16	5	.355	.507	.862	394	6	0	2	8
2019	SD	.317	84	334	61	106	13	6	22	53	30	1	110	16	6	.379	.590	.969	372	5	0	3	4
	AMA (AA)	.400	2	5	2	2	0	0	0	0	3	0	1	1	0	.625	.400	1.025	8	0	0	0	0
MLB Totals		.317	84	334	61	106	13	6	22	53	30	1	110	16	6	.379	.590	.969	372	5	0	3	4
Minors Totals		.280	276	1064	202	298	66	14	42	143	126	4	308	64	23	.360	.487	.847	1214	12	1	10	18

### CAREER TRANSACTIONS

OPTIONS USED: 0/3

2015 Signed by CWS as an international free agent, July 2

2016 Acquired by SD from CWS along with Erik Johnson in exchange for James Shields and cash considerations, June 4





# LUIS TORRENS

# 21

CATCHER

<b>Full Name</b>	Luis Alfonso Torrens Saez
<b>Date of Birth</b>	May 2, 1996 in Valencia, Venezuela
<b>Current Residence</b>	Valencia, Venezuela
<b>2020 Opening Day Age</b>	23
<b>MLB Service Time</b>	1.014
<b>MLB Debut</b>	April 3, 2018 @ LAD (with SD)
<b>How Obtained</b>	Acquired from CIN in exchange for a PTNL and cash considerations on December 8, 2016
<b>Contract Status</b>	Signed through 2020

**Height:** 6-0    **Bats:** R  
**Weight:** 208    **Throws:** R

tor-ENZ  
 @LuisTorrens13  
 luisstorrens

## QUICK HITS

- His 15 HR with AMA in 2019 were more than the total number of HR he had hit in all 4 of his previous minor league seasons combined (12 HR).
- Made 3 starts for the Padres in 2019, all behind the plate. Went 2-for-9 (.222) with 2 BB in his 3 starts.
- Caught 310.2 innings for SD during his rookie season in 2017 and made just 2 errors, owning a .993 fielding %. Selected by CIN from NYY in the 1st round (2nd overall) of the 2016 Rule 5 draft and was acquired by SD from CIN for PTBNL and cash considerations.

## 2019 SEASON

- Earned Texas League Mid and Post-Season honors for Amarillo (AA), hitting .300 (50-for-97) in 97 games before playing 7 games at the Major League level for SD.
- With AMA, set career highs in AVG (.300), OBP (.373), SLG (.500), OPS (.873) and HR (15).
- Recalled from AMA on Sept. 16 for his 1st ML stint since October 1, 2017 @ SF...hit .214 (3-for-14) with a .313 OBP in his 7 games.
- His 15 HR with AMA in 2019 were more than the total number of HR he had hit in all 4 of his previous minor league seasons combined (12 HR).
- Made 3 starts for the Padres, all behind the plate...went 2-for-9 (.222) with 2 BB in his 3 starts...hit .200 (1-for-5) in 4 appearances as a sub.
- Logged his 1st-career hit in the pinch on Sept. 26 vs. LAD (was previously 0-for-10 as a PH).
- Hit over .300 in each of his last 4 months of the season with AMA (.308 in June, .301 in July and .318 in August)...in July, he also slugged .548 with 5 HR, which were the most HR and the highest SLG in a calendar month in his career.

## CAREER NOTES

- Spent the season with Lake Elsinore (A), slashing .280/.320/.406 and setting career highs in hits (133), 2B (36), RBI (73) and runs scored (62).

## ACCOLADES

Mid-Season All-Star (2014 NY-Penn League & 2019 Texas League)

Texas League Post-Season All-Star (2019, Amarillo)

- Appeared in a career-high-tying 85 games behind the plate and started 84 of them...played 1B on 3 occasions (all starts), his 1st time playing a position other than catcher in his professional career.
- Led the team in 2B (36), RBI (73) and sac flies (8), ranked 2nd in hits (133), 3rd in runs scored (62) and 6th in AVG (.280).
- Accrued a career-high 4 hits on 3 occasions (May 19, July 25 and Aug. 8) and had a career-high-tying 4 RBI on 2 occasions (April 22 and Aug. 8).
- Following the season, played for the Navegantes del Magallanes in the Venezuelan Winter League and hit .325 with 6 2B and 15 RBI in 26 games.

## 2017

- Selected by CIN from NYY in the 1st round (2nd overall) of the 2016 Rule 5 draft...acquired by SD from CIN for PTBNL and cash considerations and spent the entire season with the big league club.
- Caught 310.2 innings and 25 complete games...made 2 errors, owning a .993 fielding %.
- Made his ML debut on April 3 at LAD and his 1st-career start on April 10 at COL...appeared in a total of 56 games, making 31 starts behind the plate.
- Collected his 1st ML hit on April 18 vs. ARI, a single off of Tom Wilhelmssen.
- Hit a bases-clearing triple for the 1st-career 3-bagger on July 26 vs. NYM...set a career-high 3 RBI in the game, and it was his sole multi-RBI game of the season...his triple was his 1st and only hit with the bases loaded.
- Following the season, played for the Navegantes del Magallanes of the Venezuelan Winter League and hit .275 (39-for-142) with 8 2B, 1 3B, 1 HR, 18 RBI and 17 runs scored in 38 games.





## 2013-2016

- Divided the **2016** campaign between Staten Island (A) and Charleston (A) and hit a combined .250 (46-for-184) with 10 2B, 2 HR, 15 RBI and 15 runs scored...missed the **2015** season due to a torn labrum in his shoulder...split **2014** between Staten Island (A), Charleston (A) and the GCL Yankees (R), hitting a combined .256 (58-for-227) with 14 2B, 3 3B, 3 HR, 22 RBI and 32 runs scored in 62 games... earned New York-Pennsylvania League Mid-Season All-Star honors, and following the season, was ranked the 9th-best Yankees prospect by *Baseball America*...in **2013**, made his professional debut for the GCL Yankees (R) and hit .241 (42-for-174) with 7 2B, 1 HR, 14 RBI and 17 runs scored in 47 games.

### PERSONAL

- Won the 2017 Padres Spring Training Ping Pong Tournament.
- In 2012, ranked by MLB.com as the No. 6 prospect for the 2012 international signing period.



### LUIS TORRENS CAREER BATTING RECORD

SEASON	TEAM	AVG	G	AB	R	H	2B	3B	HR	RBI	BB	IBB	SO	SB	CS	OBP	SLG	OPS	PA	HBP	SAC	SF	GIDP
2013	YA2 (R)	.241	48	174	17	42	7	0	1	14	27	1	40	2	0	.348	.299	.647	204	2	0	1	8
2014	CSC (A)	.154	9	26	4	4	0	0	1	3	6	0	7	0	0	.353	.269	.622	34	2	0	0	1
	YAN (R)	.250	5	16	1	4	1	0	0	1	0	0	2	0	0	.333	.313	.646	18	2	0	0	1
2016	SI (A)	.270	48	185	27	50	13	3	2	18	14	0	41	1	2	.327	.405	.732	202	2	0	1	4
	CSC (A)	.230	40	139	9	32	6	0	2	10	22	0	26	1	1	.348	.317	.664	164	3	0	0	7
	SI (A)	.311	12	45	6	14	4	0	0	5	4	0	7	1	1	.360	.400	.760	50	0	0	1	2
2017	SD	.163	56	123	7	20	3	1	0	7	12	3	30	0	0	.243	.203	.446	139	1	3	0	4
2018	LE (A)	.280	122	475	62	133	36	3	6	73	26	0	77	1	1	.320	.406	.727	515	6	0	8	13
2019	SD	.214	7	14	2	3	1	0	0	2	0	0	6	0	0	.313	.286	.598	16	0	0	0	1
	AMA (AA)	.300	97	350	50	105	23	1	15	62	42	2	67	1	2	.373	.500	.873	397	1	0	4	15
<b>MLB Totals</b>		.168	63	137	9	23	4	1	0	7	14	3	36	0	0	.250	.212	.462	155	1	3	0	5
<b>Minors Totals</b>		.272	381	1410	176	384	90	7	27	186	141	3	267	7	7	.343	.404	.746	1584	18	0	15	51

### CAREER TRANSACTIONS

OPTIONS USED: 2/3

- 2012 Signed by NYY as an international free agent, July 2
- 2016 Selected by CIN from NYY in the first round (second overall) in the Major League Phase of the Rule 5 Draft, December 8  
Acquired by SD from CIN in exchange for a PTBNL and cash considerations, December 8



# TAYLOR TRAMMELL

# 86

OUTFIELDER

Height: 6-2    Bats: L  
Weight: 213    Throws: L

truh-MEL  
 @Taytram24  
 tay\_tram5

Full Name	Taylor Walter-Lee Trammell
Date of Birth	September 13, 1997 in Powder Springs, Georgia
Current Residence	Powder Springs, Georgia
2020 Opening Day Age	22
MLB Service Time	0.000
How Obtained	Acquired from CIN in exchange for Franmil Reyes, Logan Allen and Victor Nova to CLE, CIN traded Scott Moss and Yasiel Puig to CLE, and CLE traded Trevor Bauer to CIN
Contract Status	Signed through 2020

## QUICK HITS

- Trailing 3-1 in the 9th inning of the decisive Game 5 of the 2019 Texas League Championship Series, Trammell hit a 2-2 pitch over the right field wall for a grand slam, sparking a 7-run outburst and 8-3 victory over Tulsa.
- Entered the 2020 season ranked by *Baseball America* as the No. 73 overall prospect, the Padres No. 4 prospect and the Padres No. 1 outfield prospect.
- Named MVP of the 2018 SiriusXM All-Star Futures Game at Nationals Park after going 2-for-2 at the dish with a 438-foot HR and a triple. Sent his bat to the Cooperstown Hall of Fame.

## 2019 SEASON

- Was invited to his 1st Major League Spring Training camp and split the season between Chattanooga (AA) and Amarillo (AA)...acquired by SD from CIN on July 31 in a 7-player, 3-team deal.
- Hit a combined .234 (102-for-436) with 12 2B, 4 3B, 10 HR, 43 RBI and 61 runs scored between CHA and AMA.
- Hit safely in 5 of his 1st 6 games of the season, including his 1st career 4-hit game on April 11 at Jackson...went on to hit .292 in April, his highest clip for any calendar month of 2019.
- Named to his 2nd consecutive SiriusXM All-Star Futures Game roster...started in LF for the NL squad and went 1-for-2 with an RBI.
- Hit just .216 in July and .214 in August...closed the regular season on a 5-game hitting streak (.474)...suffered a concussion in August and was sidelined by a rolled ankle to finish the year.
- Started all 10 of the Sod Poodles Texas League postseason games, hitting safely in 8 of them at a .310 clip with 1 2B, 2 3B, 3 HR, 11 RBI and 6 runs scored.
- Trailing 3-1 in the 9th inning of the decisive Game 5 of the 2019 TL championship series, Trammell took a 2-2 pitch over the right field wall for a grand slam, sparking a 7-run outburst and 8-3 victory over Tulsa.

## ACCOLADES

Futures Game Selection (2018 & '19)

Mid-Season All-Star (2018, FL State League & 2019 Southern League)

Futures Game MVP (2018)

Arizona Fall League Rising Stars (2018)

MiLB.com Organization All-Star (2016, '17 & '18)

Post-Season All-Star (2019, Southern League)

Baseball America Low Class-A All-Star (2017)

## CAREER NOTES

### 2018

- Spent the entire season with Daytona Beach (A), hitting .277 (110-for-397) with 19 2B, 4 3B, 8 HR, 41 RBI and 71 runs scored.
- Among Florida State League leaders, he ranked T-3rd in runs and BB (58), 4th in OBP (.375) and T-4th in SB (25)...earned Post-Season FSL All-Star honors.
- Named MVP of the SiriusXM All-Star Futures Game at Nationals Park after going 2-for-2 at the dish with a 438-foot HR and a triple...sent his bat to the Cooperstown Hall of Fame.
- Voted by *Baseball America* the Futures Game's best hitter and the Florida State League outfielder with the best throwing arm.
- Also rated by *Baseball America* the 5th-best prospect in the FS League and by MLB.com the 7th-best prospect in the Arizona Fall League.
- Following the season, played for the Scottsdale Scorpions in the Arizona Fall League and was named a Fall League Rising Star (22 G, .298 AVG, 4 2B, 2 3B, 0 HR, 6 RBI, 6 SB, .298/.359/.393/.752).
- Entered the season rated by MLB Pipeline as the 2nd-best prospect in the organization, behind IF Nick Senzel, and by *Baseball America* as the 3rd-best prospect in the Reds system.
- Entered 2019 rated 33rd on *Baseball America's* Top 100 Prospects list.



**NON-ROSTER  
INVITEE**

## 2017

- Spent the entire season Dayton (A) and was named a *Baseball America* Class A All-Star...ranked among Midwest League leaders in games played (129, 1st), RBI (77, 2nd), BB (71, 2nd), SB (41, 2nd), hits (138, 3rd), 3B (10, 3rd), total bases (221, 4th) and AVG (.281, 10th).
- Reached base safely in 27 consecutive games from April 8-May 11 and in 28 straight games from June 28-July 28.

## 2016

- Made his professional debut for Billings (R) and hit .303 (69-for-228) with 9 2B, 6 3B, 2 HR, 34 RBI and 39 runs scored in 61 games played...his 24 SB ranked T-3rd in the Pioneer League.
- Ranked by *Baseball America* (5th) and MLB.com (11th) among top prospects in the organization...rated by *Baseball America* as the organization's best athlete and fastest base runner.
- In November, participated in a leadership training program at West Point.

## PERSONAL

- Attended Mount Paran Christian High School in Kennesaw, Georgia, where he hit .463 with 9 HR and posted a perfect 29-for-29 mark in stolen base attempts...played baseball and football, and as a senior running back, he rushed for 2,500 yards and 38 touchdowns and was named the Class A Offensive Player of the Year.
- Originally committed to Georgia Tech University to play baseball before being drafted by the Reds in 2016. Was also recruited by the Yellow Jackets as a running back.
- Does not enjoy airplane flights.

### TAYLOR TRAMMELL CAREER BATTING RECORD

SEASON	TEAM	AVG	G	AB	R	H	2B	3B	HR	RBI	BB	IBB	SO	SB	CS	OBP	SLG	OPS	PA	HBP	SAC	SF	GIDP
2016	BIL (R)	.303	61	228	39	69	9	6	2	34	23	0	57	24	7	.374	.421	.795	254	3	0	0	8
	DAY (A)	.281	129	491	80	138	24	10	13	77	71	1	123	41	12	.368	.450	.819	571	1	0	7	3
2018	DBT (A)	.277	110	397	71	110	19	4	8	41	58	0	105	25	10	.375	.406	.781	461	5	0	1	0
2019	AMA (AA)	.229	32	118	14	27	4	1	4	10	13	0	36	3	4	.316	.381	.697	133	2	0	0	0
	CHA (AA)	.236	94	318	47	75	8	3	6	33	54	0	86	17	4	.349	.336	.686	381	4	0	5	2
Minors Totals		.270	426	1552	251	419	64	24	33	195	219	1	407	110	37	.363	.406	.769	1800	15	0	13	13

### CAREER TRANSACTIONS

**OPTIONS USED: 0/3**

- 2016 Selected by CIN in Competitive Balance Round A (35th overall) in the First-Year Player Draft
- 2019 Acquired by SD from CIN in exchange for Franmil Reyes, Logan Allen and Victor Nova to CLE, CIN traded Scott Moss and Yasiel Puig to CLE, and CLE traded Trevor Bauer to CIN



# DAURIS VALDEZ

Height: 6-8

Bats: R

Weight: 254

Throws: R

# 80

**RIGHT-HANDED  
PITCHER**

Full Name

Dauris Valdez Mercedes

Date of Birth

October 22, 1995 in Bani, Dominican Republic

Current Residence

Bani, Dominican Republic

2020 Opening Day Age

24

MLB Service Time

0.000

How Obtained

Signed as an international free agent on February 12, 2016

Contract Status

Signed through 2020



dow-REESE



daurivaldez22

## QUICK HITS

- Measuring in at 6 foot 8 inches, Valdez is the tallest player in the Padres farm system.
- Features a fastball in the 98-101 MPH range.

## 2019 SEASON

- Spent the entire season in Amarillo (AA), posting a 2-0 record with a 4.23 ERA (26 ER, 55.1 IP) and 68 SO against 28 BB in 43 appearances as a reliever.
- Had a record of 2-0 at home with a 2.22 ERA (7 ER, 28.1 IP) in 21 appearances compared to a 6.33 ERA (19 ER, 27.0 IP) in 22 outings on the road.
- From July 28 to August 25, allowed only 1 R in 10 appearances posting a 0.71 ERA with 18 SO and a .098 opponent AVG in 12.2 IP over the stretch.
- Posted a 1.91 ERA (6 ER, 28.1 IP) after the Texas League All-Star break, limiting opposing batters to a .192 AVG during the second half compared to a 6.67 ERA (20 ER, 27.0 IP) and .282 AVG during the 1st half.
- Pitched in 3 games during the postseason to help Amarillo claim the TL Championship...posted a 3.86 ERA (1 ER, 2.1 IP) with 4 SO during the TL Semifinals against Midland.

## CAREER NOTES

### 2018

- Spent the entire season at Lake Elsinore (A), going 1-4 with a 4.39 ERA across 48 appearances and setting career highs in appearances (48), saves (13), SO (76) and SO/9 (12.8).
- Limited opposing batters to a .186 AVG at home versus a .272 AVG on the road.
- Earned the 1st save of his professional career on May 12 against the Modesto Nuts after striking out 2 in 1.0 inning of work to secure the Storm's 4-1 win.
- Went on to convert 13 of his 15 save opportunities.
- Tossed 1.1 IP for San Antonio (AA) in the postseason allowing 0 runs, 1 hit, 2 SO and 1 BB over 2 appearances.
- Following the season, appeared in 10 games for the Peoria Javelinas of the Arizona Fall League and posted a 1-0 record with a 4.50 ERA (5 ER, 10.0 IP) with 15 SO against 4 BB and 2 saves.

## 2016-2017

- Made his professional debut in **2016** with the DSL Padres (R), going 4-3 with a 3.51 ERA (22 ER, 56.1 IP), 56 SO to only 14 BB while limiting hitters to a .238 AVG in 14 games (9 starts)...split the **2017** season between Tri-City (A) and Fort Wayne (A), posting a combined 1-2 record with a 3.67 ERA (14 ER, 34.1 IP), 45 SO and only 12 BB with a .213 opponent AVG in 17 games (3 starts).



**NON-ROSTER  
INVITEE**



**DAURIS VALDEZ CAREER PITCHING RECORD**

SEASON	TEAM	W	L	ERA	G	GS	CG	SHO	SV	IP	H	R	ER	HR	HB	BB	IBB	SO	WHIP	AVG	AB	WP	BK	GIDP	TBF	NP-S
2016	DSL PAD (R)	4	3	3.51	14	9	0	0	0	56.1	50	29	22	1	6	14	0	56	1.14	.238	210	11	4	6	234	N/A - N/A
2017	FW (A)	0	1	2.38	7	0	0	0	0	11.1	7	3	3	0	0	7	0	14	1.24	.171	41	3	0	0	48	194 - 119
	TRI (A)	1	1	4.30	10	3	0	0	0	23.0	20	12	11	3	1	5	0	31	1.09	.233	86	6	1	2	93	311 - 197
2018	LE (A)	1	4	4.39	48	0	0	0	13	53.1	46	32	26	4	3	29	0	76	1.41	.224	205	17	0	2	237	931 - 559
2019	AMA (AA)	2	0	4.23	43	0	0	0	1	55.1	51	33	26	11	1	28	1	68	1.43	.238	214	17	1	3	247	1,024 - 628
Minors Totals		8	9	3.97	122	12	0	0	14	199.1	174	109	88	19	11	83	1	245	1.29	.230	756	54	6	13	859	2,460 - 1,503

**CAREER TRANSACTIONS**

**OPTIONS USED: 0/3**

2016 Signed by SD as an international free agent, February 12



# BREYVIC VALERA

# 1

**INFIELDER**

Height: 5-11

Bats: S

Weight: 190

Throws: R



BRAY-vick va-LEr-uh



breyvic

<b>Full Name</b>	Breyvic Jose Valera Henriquez
<b>Date of Birth</b>	January 8, 1992 in Montalban, Venezuela
<b>Current Residence</b>	Montalban, Venezuela
<b>2020 Opening Day Age</b>	28
<b>MLB Service Time</b>	0.121
<b>MLB Debut</b>	September 5, 2017 @ SD (with STL)
<b>How Obtained</b>	Claimed off waivers from TOR on February 12, 2020
<b>Contract Status</b>	Signed through 2020

## QUICK HITS

- In July 2018, was acquired by the Orioles from the Dodgers in the trade that sent Manny Machado to LAD.
- Played in 800 minor league games before making his ML debut on September 5, 2017 in San Diego at Petco Park for St. Louis.

## 2019 SEASON

- Played in 17 ML games between NYY and TOR and hit .234 (11-for-47)...played the majority of the season for Scranton/Wilkes-Barre (AAA) and Sacramento (AAA), slashing a combined .303/.389/.480 with 21 2B, 2 3B, 14 HR, 56 RBI and 54 runs scored.
- Acquired by SF from BAL on January 5 for cash before being claimed off waivers by NYY on May 12...claimed off waivers by TOR from NYY on September 20.
- Earned International Player of the Week honors for the period of May 20-26, slashing .522/.607/1.130 with 4 HR, 12 RBI and 6 runs scored.

## CAREER NOTES

### 2018

- Was a part of 3 organizations during 2018, including the Dodgers and Orioles in what was his 9th professional season...combined for a .234 AVG with 8 RBI in 32 games at the ML level.
- Started the year in the STL system before being dealt to LAD on March 31 in exchange for OF Johan Mieses... started the season with Oklahoma (AAA).
- Appeared in 20 games for the Dodgers, hitting .172/.273/.172 (5-for-29) with 4 RBI.
- Acquired by BAL from LAD along with OF Yusniel Díaz, INF Rylan Bannon and RHPs Dean Kremer and Zach Pop in exchange for INF Manny Machado on July 18...was optioned to Norfolk (AAA).
- Was a September 1 call-up for BAL and hit .286 with 4 RBI in 12 games.

## ACCOLADES

MiLB.com Organization All-Star (2017, STL)

Venezuelan Winter League MVP (2017, Margarita)

MiLB.com Organization All-Star (2014, STL)

Mid-Season All-Star (2012 NY-Penn League, 2013 Midwest League & 2014 Florida State League)

### 2017

- Purchased by STL from Memphis (AAA) on September 5 and made his ML debut that night at SD, starting at 2B... played in 800 minor league games before his 1st ML game.
- Recorded his 1st ML hit on Sept. 7 at SD with a PH single off Craig Stammen in the 7th inning.
- Was toughest to strike out in the Pacific Coast League with 1 SO/13.82 PA...led MEM in AVG (.314), hits (133) and 3B (6).
- Named STL Minor League Player of the Month for August and was named PCL Player of the Week (July 31-Aug. 6).
- Played in 27 games for the Bravos de Margarita of the Venezuelan Winter League, batting .258 with a .391 OBP.

### 2016

- Played at 6 defensive positions (47 games at 2B, 41 at SS, 21 at 3B, 13 in RF, 8 in LF, and 2 in CF) between MEM and Springfield (AA).
- Named MVP of the Venezuelan Winter League while playing for Bravos de Margarita.
- Led the VWL in hits (78), SLG (.566) and TB (124), T-1st in 3B (6), ranked 2nd in TPA/SO (13.83) and SB (11), T-2nd in runs scored (40), 3rd in OBP (.418), T-3rd in games (61), and 5th in AVG (.356).

### 2015

- Received an invitation to ML Spring Training as an STL non-roster invitee.
- Was the toughest to strike out in the Texas League (14.85 TPA/SO); struck out 27 times against 34 BB.



## 2014

- Played in a career-high 132 games and led all STL minor leaguers with 163 hits...set single-season highs in hits (163), RBI (57) and SB (17), while tying his career highs in 3B (6) and BB (40).
- Started at 3B in the Florida State League All-Star Game in Bradenton for the South squad.
- Played in 12 games for Peoria in the Arizona Fall League... was named the "Best Defensive Second Baseman" in the FSL by *Baseball America*.

## 2010-2013

Named to the Midwest League Mid-Season All-Star squad in **2013** and was toughest to strikeout in the Midwest League (18.73 PA/SO)...in **2012**, was named a NY-Penn League Mid-Season All-Star, and in **2011** ranked 5th among STL minor leaguers with a .311 AVG...ranked 2nd in the Venezuelan Summer League in **2010** in 3B (6), and his .325 AVG led all STL minor leaguers.

## PERSONAL

- Born in Montalban, a town in Venezuela, capital of the Montalban Municipality in Carabobo.

## BREYVIC VALERA CAREER BATTING RECORD

SEASON	TEAM	AVG	G	AB	R	H	2B	3B	HR	RBI	BB	IBB	SO	SB	CS	OBP	SLG	OPS	PA	HBP	SAC	SF	GIDP
2010	VSL SLN (R)	.325	60	212	40	69	16	6	1	22	24	0	15	10	3	.402	.472	.873	248	5	4	3	3
2011	JC (R)	.397	19	73	16	29	4	1	0	8	5	0	9	7	5	.430	.479	.910	79	0	0	1	0
	CAR (R)	.255	28	110	23	28	5	2	1	13	10	0	17	7	1	.328	.364	.692	125	3	0	2	1
2012	SPR (AA)	.200	3	5	2	1	0	0	1	0	0	0	0	0	0	.200	.200	.400	5	0	0	0	0
	BAT (A)	.316	69	282	39	89	18	4	1	33	18	0	27	10	6	.359	.418	.777	305	2	1	2	2
2014	SPR (AA)	.286	59	227	31	65	8	2	0	20	15	0	22	4	5	.329	.339	.668	247	0	4	1	4
	PMB (A)	.333	73	294	35	98	8	4	0	37	25	0	13	13	10	.385	.388	.773	323	1	1	2	6
2015	SPR (AA)	.236	105	360	37	85	9	2	3	31	34	0	27	2	4	.301	.297	.598	401	1	2	4	13
	PMB (A)	.353	14	51	9	18	3	1	0	7	11	0	2	0	3	.468	.451	.919	62	0	0	0	1
2016	SPR (AA)	.258	52	178	16	46	5	1	0	12	9	0	18	3	1	.289	.298	.587	192	0	2	3	4
	MEM (AAA)	.341	73	217	32	74	14	1	0	31	31	1	22	8	4	.417	.415	.832	257	1	3	5	2
2017	STL	.100	5	10	0	1	0	0	0	1	0	0	0	0	0	.182	.100	.282	11	0	0	0	0
	MEM (AAA)	.314	117	424	68	133	22	6	8	41	38	1	34	11	11	.368	.450	.819	470	1	3	4	7
2018	BAL	.286	12	35	4	10	0	1	0	4	3	0	9	1	0	.325	.343	.668	41	0	1	2	0
	LAD	.172	20	29	4	5	0	0	0	4	4	0	4	0	0	.273	.172	.445	34	0	1	0	0
	OKC (AAA)	.284	56	201	36	57	8	2	6	25	21	1	20	4	6	.350	.433	.783	223	0	0	1	4
	NOR (AAA)	.229	38	140	14	32	6	2	3	14	16	0	14	3	2	.310	.364	.674	160	1	2	1	3
2019	NYY	.219	12	32	5	7	1	1	0	3	4	0	5	0	0	.324	.313	.637	37	1	0	0	0
	TOR	.267	5	15	2	4	1	0	1	3	0	0	2	0	0	.267	.533	.800	15	0	0	0	1
	SAC (AAA)	.257	24	74	10	19	3	0	1	7	16	0	10	2	1	.396	.338	.733	92	1	1	0	0
	SWB (AAA)	.315	83	305	44	96	18	2	13	49	34	2	34	8	6	.388	.515	.903	348	3	5	1	6
<b>MLB Totals</b>		.223	54	121	15	27	2	2	1	14	12	0	20	1	0	.294	.298	.592	138	1	2	2	1
<b>Minors Totals</b>		.299	1001	3668	523	1098	165	42	37	399	347	5	314	105	75	.360	.397	.758	4099	20	32	32	66

## CAREER TRANSACTIONS

OPTIONS USED: 0/3

2010 Signed by STL as an international free agent, May 13

2018 Acquired by LAD from STL in exchange for Johan Mieses, March 31

Acquired by BAL from LAD as part of a six-player deal, involving Manny Machado being traded to LAD in exchange for Rylan Bannon, Yusniel Diaz, Dean Kremer and Zach Pop, July 18

2019 Acquired by SF from BAL in exchange for cash considerations, January 5

Claimed off waivers by NYY from SF, May 12

Claimed off waivers by TOR from NYY, September 20

2020 Claimed off waivers by SD from TOR, February 12



# CHARLIE VALERIO

# 66

CATCHER

Height: 6-0

Bats: S

Weight: 229

Throws: R

va-LEHR-ee-oh

charlie\_valerio

Full Name	Charlie Samuel Valerio
Date of Birth	November 7, 1990 in Santiago, Dominican Republic
Current Residence	Santiago, Dominican Republic
2020 Opening Day Age	29
MLB Service Time	0.000
How Obtained	Signed as a minor league free agent on November 15, 2019
Contract Status	Signed through 2020

## QUICK HITS

- After playing parts of 5 seasons of minor league baseball in the Cleveland Indians organization (2010-14), he played 5 seasons of independent baseball (2015-19) between the Fargo-Moorhead Redhawks and Joplin Blasters in the American Association and the Southern Maryland Blue Crabs in the Atlantic League. In 433 games, he's slashed .273/.328/.438 with 91 2B, 9 3B, 49 HR, 212 RBI, 129 BB and 195 runs scored.
- Played parts of 6 seasons in the Dominican Winter League all with Leones del Escogido, batting .235 (12-for-51) in 35 total games. Made 28 appearances at catcher and 1 at first base.
- In 2019, represented his native Dominican Republic in the Premier12 in the World Baseball Softball Confederation, a qualifier for the 2020 Olympics. Went 4-for-9 (.444) in 3 games for the DR.

## 2019 SEASON

- Played 109 games with Southern Maryland in the Atlantic League, batting .262 (100-for-382) with 20 2B, 3 3B, 11 HR, 46 RBI, 18 BB and 35 runs scored en route to being named an Atlantic League Mid-Season All-Star.
- Ranked in the top 5 on the club in a multitude of offensive categories, including 2B (3rd), HR (4th), RBI (4th), 3B (4th), SLG (.416, 4th), hits (5th), OPS (.713, 5th), TB (159, 5th) and at-bats (5th).
- Hit .245 (69-for-282) against RHP as a left-handed batter and .287 (27-for-94) against LHP as a right-handed batter.
- In the month of June, hit .324 (23-for-71) with a .360 OBP, .535 SLG and .895 OPS...logged 5 2B, 2 3B, 2 HR, 6 RBI, 4 BB and 5 runs scored in the month.
- Represented his native Dominican Republic in the Premier12 in the World Baseball Softball Confederation, a qualifier for the 2020 Olympics...went 4-for-9 (.444) in 3 games for the DR, but they were eliminated by the United States team in their 3rd game.
- Following the season, played in 12 games for Escogido in the Dominican Winter League, going 3-for-20 (.150).

## ACCOLADES

Atlantic League of Professional Baseball Mid-Season All-Star (2019, Southern Maryland)

New York-Penn League Mid-Season All-Star (2012, Mahoning Valley)

Dominican Summer League Mid-Season All-Star (2010, DSL Indians)

## CAREER NOTES

### 2015-2018

Played in 82 games with Fargo-Moorhead in the American Association in **2018**, batting .258 (82-for-318) with 15 2B, 1 3B, 12 HR and 46 RBI...played 9 games in the DWL with Escogido, batting .250 (2-for-8)...in **2017**, played in his 3rd season with FM, slashing .275/.343/.472 in 93 games and also hit .250 in 5 games with ESC in the DWL after the season...split the **2016** campaign with Joplin and FM in the American Association, slashing .297/.351/.457 in 58 games with JOP and .325/.411/.500 in 26 games with FM for a .304 AVG (91-for-299) between the 2 clubs...in his first year playing Independent baseball in **2015**, he hit .268 with FM in 65 games.

### 2010-2014

Split the **2014** season between Akron (AA) and Carolina (A) in the CLE organization, batting .250 between the clubs (20-for-80) with 4 2B, 1 3B, 5 RBI and 12 runs scored...spent all of **2013** with CAR, hitting .238 in 53 games...spent most the **2012** season with Mahoning Valley (A), where he hit .269/.344/.416 and was named a New York-Penn League Mid-Season All-Star...in **2011**, he hit .272 in 40 contests with AZL Indians (R)...for the Dominican Summer League Indians (R) in 2010, he hit .276 in 65 games with a .387 OBP, en route to being named as a DSL Mid-Season All-Star.

## PERSONAL

- Married to Rena, and the couple has a daughter, Sammy. His mother is Ysabel Ayala.
- Favorite baseball players include Carlos Santana and Manny Ramirez. He and Ramirez rode bicycles together in Japan in 2018.
- His favorite food is his mother's home-cooked meals. He also enjoys Chipotle.





**NON-ROSTER  
INVITEE**



**CHARLIE VALERIO CAREER BATTING RECORD**

SEASON	TEAM	AVG	G	AB	R	H	2B	3B	HR	RBI	BB	IBB	SO	SB	CS	OBP	SLG	OPS	PA	HBP	SAC	SF	GIDP
2010	DSL IND (R)	.276	65	214	32	59	9	1	4	37	37	2	34	6	3	.387	.383	.770	262	5	1	5	0
2011	IND (R)	.272	40	147	28	40	7	0	5	21	20	0	30	7	3	.359	.422	.781	171	1	1	2	2
2012	LC (A)	.000	3	11	0	0	0	0	0	0	1	1	5	0	0	.083	.000	.083	12	0	0	0	0
	MV (A)	.269	53	197	25	53	12	1	5	35	22	0	48	5	3	.344	.416	.760	224	2	0	3	4
2013	CAR (A)	.238	53	185	21	44	12	1	2	26	20	0	48	0	0	.305	.346	.651	210	0	0	5	7
2014	AKR (AA)	.259	9	27	6	7	0	0	0	1	3	0	7	1	0	.333	.259	.593	30	0	0	0	0
	CAR (A)	.245	17	53	6	13	4	1	0	4	10	0	10	0	0	.365	.358	.724	63	0	0	0	0
2015	FM (IND)	.268	65	231	30	62	12	2	5	26	24	0	40	3	1	.336	.403	.739	259	1	0	3	-
2016	JOP (IND)	.297	58	219	29	65	15	1	6	32	18	0	38	0	2	.351	.457	.808	242	2	0	3	-
	FM (IND)	.325	26	80	10	26	5	0	3	15	13	2	21	0	0	.411	.500	.911	95	0	0	2	-
2017	FM (IND)	.275	93	324	46	89	24	2	12	47	35	0	51	1	2	.343	.472	.815	362	0	0	3	-
2018	FM (IND)	.258	82	318	45	82	15	1	12	46	21	2	64	0	1	.306	.425	.731	344	2	1	2	-
	SM (IND)	.262	109	382	35	100	20	3	11	46	18	3	92	2	1	.296	.416	.713	410	2	5	3	3
<b>Ind. Totals</b>		.273	433	1554	195	424	91	9	49	212	129	7	306	6	7	.328	.438	.766	1712	7	6	16	-
<b>Minors Totals</b>		.259	240	834	118	216	44	4	16	124	113	3	182	19	9	.347	.379	.726	972	8	2	15	13

**CAREER TRANSACTIONS**

**OPTIONS USED: 0/3**

- 2010 Signed by CLE as an international free agent, May 26
- 2019 Signed by SD as a minor league free agent, November 15



# JASON VOSLER

# 77

**INFIELDER/  
OUTFIELDER**

**Height:** 6-1    **Bats:** L  
**Weight:** 220    **Throws:** R

@jvos22  
 jvosler22

<b>Full Name</b>	Jason Glenn Vosler
<b>Date of Birth</b>	September 6, 1993 West Nyack, New York
<b>Current Residence</b>	West Nyack, New York
<b>2020 Opening Day Age</b>	26
<b>MLB Service Time</b>	0.000
<b>How Obtained</b>	Acquired from CHC in exchange for Rowan Wick on November 20, 2018
<b>Contract Status</b>	Signed through 2020

## QUICK HITS

- Has hit 20+ HR in back-to-back seasons for the 1st time in his career (23 HR in 2018 and 20 HR in 2019).
- In 2019 with El Paso (AAA), set career highs in AVG (.291), OBP (.367), SLG (.523), OPS (.890). Led qualifying Chihuahuas in SLG and OPS.
- Hit for the cycle on July 25, 2019 at Las Vegas, homering in the top of the 7th inning to complete the natural cycle in El Paso's 15-9 win. It was the 3rd cycle in ELP history, the 1st in a road game and the 1st completed by hitting a HR.

## 2019 SEASON

- Spent the entire season with El Paso (AAA), playing 116 games and setting career highs in AVG (.291), OBP (.367), SLG (.523), OPS (.890), runs scored (73).
- In his 1st full season at the Triple-A level, he led all qualifiers on the Chihuahuas in SLG (.523) and OPS (.890)...he ranked T-2nd on the club in 3B (4), 3rd in BB (45), T-3rd in runs scored (73), 4th in total bases (196), 5th in hits (109).
- Hit .352 (19-for-54) in the month of June with a .426 OBP, .648 SLG and 1.070 OPS.
- Hit for the cycle on July 25 at Las Vegas...homered in the top of the 7th inning to complete the natural cycle in ELP's 15-9 win...Vosler didn't know he had accomplished the feat until Chihuahuas trainer Dan Turner told him when he returned to the dugout after rounding the bases...it was the 3rd cycle in franchise history, the 1st in a road game and the 1st completed by hitting a HR...he joined Taylor Lindsey (July 19, 2016) and Carlos Asuaje (June 16, 2018) in the El Paso cycle club.
- Hit .279 (63-for-226) in the 1st half of the season...hit .309 (46-for-149) after the All-Star break.
- Made 49 appearances (46 starts) with 397.2 innings at 3B in 2019...made 47 appearances (41 starts) with 367.0 innings at 1B.
- Hit .300 vs. RHP, compared to a .254 clip vs. LHP...also hit .332 with runners on base and .278 with RISP.

## ACCOLADES

MiLB.com Organization All-Star (2017 & '18, CHC)

Southern League Mid-Season All-Star (2017 & '18, Tennessee)

Southern League Post-Season All-Star (2017, Tennessee)

## CAREER NOTES

### 2018

- Split the season between Tennessee (AA) and Iowa (AAA), slashing .251/.330/.467 between the 2 clubs and earning Southern League Mid-Season All-Star honors.
- Hit .233 (51-for-219) with 16 2B, 1 3B, 11 HR, 41 RBI and 35 BB in the 1st half of the season for TEN, en route to being named a Mid-Season All Star for the 2nd straight season.
- His 118 hits, 23 HR, 54 XBH, 93 RBI and 471 at-bats between the 2 clubs set career highs in a single season.
- Despite playing just 66 games with TEN, he ranked 4th on the team in HR (12) and 5th in RBI (46).
- After 63 games with IOW, his 47 RBI ranked 2nd on the team, his 11 HR T-2nd and his .458 SLG ranked 3rd.
- Awarded his 2nd-career Organizational All-Star honor following the season (also: 2017).

### 2017

- Named to both the Mid and Post-Season All-Star teams in the Southern League with Tennessee (AA), batting .241 (109-for-452) with a team-high 21 HR and 81 RBI.
- Drew a career-high 53 BB, contributing to a .343 OBP.
- Named Player of the Week for the week of April 12-18 after hitting .381 (8-for-21) with a 2B, 3 HR, 8 RBI, 6 runs scored and 7 BB.
- Named an MiLB.com Organizational All-Star for the 1st time in his career.



**NON-ROSTER  
INVITEE**

**2014-2016**

• Spent the majority of the **2016** season with Myrtle Beach (A) before earning his 1st promotion to Tennessee (AA) in early August, combining to hit .254 (108-for-426) with 32 2B, 2 3B, 3 HR and 51 RBI in 119 games...in **2015**, split the campaign between South Bend (A) and Myrtle Beach (A), playing in 107 games in his 1st full season...made his professional debut in **2014** with Boise (A), batting .266 (25-for-94) with 5 XBH in 30 games.

**PERSONAL**

- Started 161 games in 3 seasons at Northeastern University in Boston, Massachusetts, batting .307 with 197 hits and 113 RBI. Led the club to a 2nd straight appearance in the CAA playoffs, and in his final season, he was named to the All-CAA First Team and received New England Intercollegiate Baseball Association (NEIBA) 2nd Team honors. He broke the school single-season assists record (164).
- Has a 2 dogs: Knox and KG.
- Listens to The Chainsmokers, and his all-time favorite baseball player is Derek Jeter. His favorite TV show is *The Office* and his favorite movie is *The Hangover*.
- Roots for the New England Patriots, Boston Bruins and Celtics, as well as the University of Notre Dame athletics.
- If he were not a professional baseball player, he would be pursuing a career in law enforcement.

**JASON VOSLER CAREER BATTING RECORD**

SEASON	TEAM	AVG	G	AB	R	H	2B	3B	HR	RBI	BB	IBB	SO	SB	CS	OBP	SLG	OPS	PA	HBP	SAC	SF	GIDP
2014	BOI (A)	.266	30	94	13	25	1	3	1	11	12	0	16	0	2	.361	.372	.733	109	2	1	0	4
	SB (A)	.235	69	255	26	60	11	2	4	20	15	0	34	3	4	.285	.341	.626	276	3	2	1	10
2015	MB (A)	.244	38	127	19	31	7	0	6	20	26	0	27	0	0	.389	.441	.829	157	4	0	0	5
	TNS (AA)	.250	26	92	11	23	7	0	1	12	9	0	26	0	0	.314	.359	.673	105	1	0	3	2
2016	MB (A)	.254	93	334	32	85	25	2	2	39	33	1	52	1	2	.325	.359	.685	378	5	0	6	7
	TNS (AA)	.241	129	452	70	109	18	2	21	81	53	2	120	1	1	.343	.429	.772	531	20	0	6	5
2017	TNS (AA)	.238	66	235	33	56	18	1	12	46	37	2	70	1	0	.351	.477	.828	282	6	0	4	3
	IOW (AAA)	.263	63	236	28	62	11	1	11	47	13	0	79	0	0	.306	.458	.763	252	2	0	1	4
2019	ELP (AAA)	.291	116	375	73	109	19	4	20	63	45	0	102	0	1	.367	.523	.890	426	2	0	3	8
Minors Totals		.255	630	2200	305	560	117	15	78	339	243	5	526	6	10	.338	.428	.765	2516	45	3	24	48

**CAREER TRANSACTIONS**

**OPTIONS USED: 0/3**

- 2014 Signed by CHC as a 16th-round selection in the First-Year Player Draft, June 22
- 2018 Acquired by SD from CHC in exchange for Rowan Wick, November 20



# STEVEN WILSON

# 88

**RIGHT-HANDED  
PITCHER**

Height: 6-3    Bats: R  
Weight: 221    Throws: R

@Swilson2436  
 swilson2436

Full Name	Steven Christopher Wilson
Date of Birth	August 24, 1994 in Littleton, Colorado
Current Residence	Littleton, Colorado
2020 Opening Day Age	25
MLB Service Time	0.000
How Obtained	Signed as an eighth-round selection in the 2018 First-Year Player Draft
Contract Status	Signed through 2020

## QUICK HITS

- 2019 marked his 1st full professional campaign. Led Lake Elsinore (A) pitchers with a 0.93 ERA (min. 6 appearances) and posted a 4.11 ERA and .206 opponent AVG with El Paso (AAA).
- Attended Santa Clara University (CA) and underwent Tommy John surgery in 2017. In his final year for the Broncos, he was named an All-West Coast Conference Honorable Mention and to the WCC All-Academic Team, leading the team with a 3.07 ERA and 58 strikeouts in 44.0 IP.

## 2019 SEASON

- Split his 1st full professional campaign between El Paso (AAA) and Lake Elsinore (A), owning a 2.67 ERA (19 ER, 64.0 IP) in 42 appearances (all in relief).
- Began the season with LE, where he made 17 relief appearances from April 6-June 16 while fostering a 0.93 ERA (3 ER, 29.0 IP), a .183 opponent clip (19-for-104) and .227 opponent OBP...his 0.93 ERA with LE was the lowest on the team among pitchers who made 6+ appearances.
- While with the Storm, he fanned 43 batters and walked just 4 for a 13.3 SO/9.
- Bypassed the Double-A level and was promoted to ELP on June 17...made his Chihuahuas debut on June 18 and proceeded to make 25 appearances out of the bullpen to finish the season.
- Did not allow a single earned run in both May and June, tossing 22.2 IP in that time and making 13 appearances with 9 hits and 1 unearned run allowed.
- ELP went 14-11 in games in which he appeared, and he owned a 4.11 ERA (16 ER, 35.0 IP) with the club, owning a .206 opponent AVG.
- With ELP, had 42 SO and 10.8 SO/9...fanned at least 1 batter in 23 of his 25 appearances and fanned multiple batters in 13 of those appearances.
- With RISP, Single-A opponents hit .038 against him (1-for-26) and Triple-A opponents hit .220 against him (9-for-41).

## CAREER NOTES

### 2018

- Split the year between Tri-City (A) and Lake Elsinore (A), appearing in just 5 games between the 2 clubs for a 7.88 ERA (7 ER, 8.0 IP).
- Made his professional debut with TRI and made 3 appearances from June 18-July 4, posting a 1.80 ERA in 5.0 IP and a .235 opponent AVG.
- In just 2 games with LE, worked a total of 3.0 IP and allowed 3 ER and 4 hits in both appearances, with opponents hitting .471 against him.

## PERSONAL

- Son of Robert and Debra. Robert is an NCAA umpire. Steven has five siblings: Michael Roan, Brandon Wilson, Greg Schar, Nick Schar and Spencer Schar...his grandfather, Dean Williams, played football for Fort Lewis College.
- Graduated from Dakota Ridge High School in Littleton, Colorado in 2012. In his senior year, he was named League MVP, First-Team All-Conference, Academic All-State and Athlete of the Year.
- Attended Santa Clara University (CA) where he majored in economics and enrolled in graduate school for business analytics. Redshirted his 1st season, required Tommy John surgery in 2017, and in his final year for the Broncos, was named an All-West Coast Conference Honorable Mention and to the WCC All-Academic Team. Made 9 starts in 16 appearances and led the team with a 3.07 ERA and 58 strikeouts in 44.0 IP.
- Hobbies include hiking, frisbee, fishing, soccer, basketball and drawing.



**NON-ROSTER  
INVITEE**



**STEVEN WILSON CAREER PITCHING RECORD**

SEASON	TEAM	W	L	ERA	G	GS	CG	SHO	SV	IP	H	R	ER	HR	HB	BB	IBB	SO	WHIP	AVG	AB	WP	BK	GDP	TBF	NP-S
2018	LE (A)	0	0	18.00	2	0	0	0	0	3.0	8	6	6	2	0	3	0	3	3.67	.471	17	1	0	0	21	84 - 45
	TRI (A)	1	0	1.80	3	0	0	0	0	5.0	4	2	1	0	0	1	0	6	1.00	.235	17	1	0	0	19	76 - 49
2019	LE (A)	2	0	0.93	17	0	0	0	0	29.0	19	3	3	2	2	4	0	43	0.79	.184	103	2	0	1	110	405 - 258
	ELP (AAA)	1	3	4.11	25	0	0	0	0	35.0	26	19	16	5	0	22	0	42	1.37	.213	122	2	0	4	148	588 - 358
<b>Minors Totals</b>		<b>4</b>	<b>3</b>	<b>3.25</b>	<b>47</b>	<b>0</b>	<b>0</b>	<b>0</b>	<b>0</b>	<b>72.0</b>	<b>57</b>	<b>30</b>	<b>26</b>	<b>9</b>	<b>2</b>	<b>30</b>	<b>0</b>	<b>94</b>	<b>1.21</b>	<b>.220</b>	<b>259</b>	<b>6</b>	<b>0</b>	<b>5</b>	<b>298</b>	<b>1,153 - 710</b>

**CAREER TRANSACTIONS**

**OPTIONS USED: 0/3**

2018 Signed by SD as an eighth-round selection in the First-Year Player Draft



# TREY WINGENTER

# 58

**RIGHT-HANDED  
PITCHER**

**Height: 6-7**   **Bats: R**  
**Weight: 237**   **Throws: R**

WING-enter  
@treying16  
treying\_16

<b>Full Name</b>	Anthony James Wingenter
<b>Date of Birth</b>	April 15, 1994 in Huntsville, Alabama
<b>Current Residence</b>	Madison, Alabama
<b>2020 Opening Day Age</b>	25
<b>MLB Service Time</b>	1.053
<b>MLB Debut</b>	August 7, 2018 @ MIL (with SD)
<b>How Obtained</b>	Signed as a 17th-round selection in the 2015 First-Year Player Draft
<b>Contract Status</b>	Signed through 2020

## QUICK HITS

- His 36.2% swing and miss rate finished the 2019 season as the highest on the pitching staff and his 6.00 H/9 rate finished 1st among active pitchers on the club.
- Made his ML debut on August 7, 2018 at MIL, recording the final 3 outs of SD's 11-5 win and retiring each of the 3 batters he faced.

## 2019 SEASON

- Made his 1st-career Opening Day roster and spent the majority of the season with SD, ranking 2nd in the SD bullpen in opponent AVG (.187) and holds (16) and 3rd in appearances (51)
- Earned his 1st-career save in his 7th outing of the season on April 11 at ARI.
- Owned a career-best 6.1-innings scoreless streak from April 20-30 during which hitters went 1-for-19 (.053) with 2 BB and 8 SO.
- Missed 13 games while on the 10-Day Injured List with a right shoulder strain from May 5 (retro: May 4) to May 18.
- Recorded his 1st ML decision (a loss) on June 11 at SF after giving up 3 ER on 2 hits and 2 BB in 1.0 IP...recorded a losing decision in 2 consecutive appearances from July 14-18...earned his 1st-career ML win on July 6 at LAD after pitching 1.1-scoreless innings.
- Optioned to El Paso (AAA) on July 21 where he tossed 3.1-scoreless innings across 3 relief appearances before being recalled on July 31...was optioned for the 2nd time in 2019 on August 29 to Amarillo (AA) before being recalled again on Sept. 8.
- Prior to the All-Star break, he posted a 3.44 ERA while holding opponents scoreless in 25 of his 34 games... posted a 10.06 ERA while holding opponents scoreless in just 10 of his 17 games after the ASG.
- Made his 1st professional start on August 28 vs. LAD after 68 ML relief outings and 143 MiLB outings...gave up 3 runs (earned) off 1 hit and 2 BB in 1.1 IP with 2 SO.
- Posted a 3.08 ERA with 38 SO and a .157 opponent AVG over 26 games on the road, while he pitched to a 8.39 ERA with 34 SO and a .215 AVG over 25 games at home.

## ACCOLADES

**MiLB.com Organization All-Star (2017, SD)**

**Texas League Mid-Season All-Star (2017, San Antonio)**

**Texas League Post-Season All-Star (2017, San Antonio)**

- In 10 games vs. the NL Central, he posted a 1.54 ERA (2 ER, 11.2 IP) with a .083 opponent AVG and 17 SO against 7 BB.
- Lefties hit .140 while righties hit .236...4 of the 5 HR he allowed came off RHB.
- Opponents hit .141 off his slider with 46 of his 72 SO, posting a 41.8 SO% and a 46.9 whiff % off this pitch.
- His 36.2% swing and miss rate finished the season as the highest on the pitching staff and his 6.00 H/9 rate finished 1st among active pitchers on the club.

## CAREER NOTES

### 2018

- Spent the majority of the season with El Paso (AAA) before making his ML debut with SD on August 7...made 22 appearances out of the SD bullpen.
- Posted a 3.45 ERA (17 ER, 44.1 IP) and ranked 2nd among ELP relievers in appearances (40) and SO (53), 3rd in saves (4) and 4th in IP (44.1).
- Was scoreless in 15 of his final 16 outings with ELP, converting all 6 of his save opportunities while posting a 1.06 ERA (2 ER, 17.0 IP) with a .155 opponent AVG before earning his 1st big league call up on August 5.
- Made his ML debut on August 7 at MIL, recording the final 3 outs of SD's 11-5 win and retiring each of the 3 batters he faced.
- Struck out each of the 3 batters he faced on September 12 at SEA...his 3 strikeouts were part of a franchise-best 9 consecutive strikeouts among relievers, along with Jose Castillo, Robert Stock and Craig Stammen.
- Allowed 2 runs on just 1 occasion, 1 run 6 times and no runs 15 times.
- Limited lefties to a .152 AVG (5-for-33) and righties to a .229 clip (8-for-35).



## 2017

- Spent the entire regular season with San Antonio (AA), earning several league honors throughout the year...led the Texas League in saves after converting 20 of his 26 opportunities and ranked 2nd in games finished (37).
- Named an MiLB.com Organizational All-Star for San Diego as well as a TL Mid and Post-Season All-Star.
- Limited right-handed hitters to a .194 AVG while lefties hit just .192 against him.
- Received the 1st postseason action of his career, tossing a scoreless 9th inning to earn the save in the Missions' 4-3 Game 2 victory to even the series against 3-time defending champion Midland...blew the save in the club's 6-3 Game 4 loss, allowing 2 earned runs without recording an out.
- Promoted to ELP for their postseason run, tossing 3.0 scoreless IP over 3 appearances.

## 2015-2016

- Split the **2016** season between Fort Wayne (A), Lake Elsinore (A) and SA, pitching to a combined 3-1 record and a 1.70 ERA (11 ER, 58.1 IP) with 65 SO against 20 BB over 39 relief appearances...split his first professional season in **2015** between the AZL Padres (R) and Tri-City (A), posting a combined 1-2 record with a 7.23 ERA (15 ER, 18.2 IP) over 12 relief appearances.

## PERSONAL

- Son of Tony and Rhonda. Has one sister, Kathryn. 1 of his grandfathers served in the US Army.
- Attended Auburn University (AL) where he struck out 22 batters in 24.1 IP during his sophomore year (2014).
- Graduated from Bob Jones High School (AL) where he threw 5 shutouts and 3 no-hitters. Named 2012 Huntsville Pitcher of the Year and 2012 ASWA All-State 6A First Team Pitcher.
- Has a dog named Lucy. His favorite TV show is *Westworld*. His favorite movie is *Pulp Fiction*, and is a fan of all Samuel L. Jackson movies. Roots for the Carolina Panthers and enjoys listening to Pearl Jam.

## TREY WINGENTER CAREER PITCHING RECORD

SEASON	TEAM	W	L	ERA	G	GS	CG	SHO	SV	IP	H	R	ER	HR	HB	BB	IBB	SO	WHIP	AVG	AB	WP	BK	GIDP	TBF	NP-S
2015	PAD (R)	1	1	2.79	6	0	0	0	0	9.2	10	7	3	0	1	3	0	5	1.34	.250	40	4	0	1	44	N/A - N/A
	TRI (A)	0	1	12.00	6	0	0	0	0	9.0	14	12	12	0	0	4	0	11	2.00	.350	40	0	0	1	44	N/A - N/A
2016	SA (AA)	0	0	0.00	1	0	0	0	1	3.0	0	0	0	0	0	1	0	5	0.33	.000	9	1	0	0	10	46 - 29
	LE (A)	2	1	2.03	30	0	0	0	4	44.1	36	10	10	0	3	17	0	46	1.20	.229	157	2	0	5	178	698 - 434
	FW (A)	1	0	0.82	8	0	0	0	4	11.0	6	3	1	0	1	2	0	14	0.73	.162	37	1	1	1	41	164 - 113
2017	SA (AA)	2	1	2.45	49	0	0	0	20	47.2	33	16	13	6	2	19	0	64	1.09	.193	171	6	0	4	194	825 - 514
2018	SD	0	0	3.79	22	0	0	0	0	19.0	13	8	8	3	1	11	0	27	1.26	.191	68	1	0	0	81	322 - 209
	ELP (AAA)	3	3	3.45	40	0	0	0	4	44.1	29	19	17	4	6	24	0	53	1.20	.186	156	4	0	4	187	755 - 460
2019	SD	1	3	5.65	51	1	0	0	1	51.0	34	32	32	5	5	28	0	72	1.22	.187	182	4	0	3	218	906 - 573
	AMA (AA)	0	1	54.00	1	0	0	0	0	0.2	2	4	4	1	1	1	0	1	4.50	.500	4	0	0	0	6	27 - 16
	ELP (AAA)	0	0	0.00	3	0	0	0	1	3.1	1	0	0	0	0	0	0	7	0.30	.091	11	0	0	0	11	47 - 32
<b>MLB Totals</b>		1	3	5.14	73	1	0	0	1	70.0	47	40	40	8	6	39	0	99	1.23	.188	250	5	0	3	299	1,228 - 782
<b>Minors Totals</b>		9	8	3.12	144	0	0	0	34	173.0	131	71	60	11	14	71	0	206	1.17	.210	625	18	1	16	715	2,562 - 1,598

## CAREER TRANSACTIONS

2015 Signed as a 17th-round selection in the First-Year Player Draft

## OPTIONS USED: 1/3



# JIMMY YACABONIS

# 54

**RIGHT-HANDED  
PITCHER**

Height: 6-3

Bats: R

Weight: 225

Throws: R

ya-ka-BONE-is

jimmyjac

Full Name	James Allin Yacabonis
Date of Birth	March 21, 1992 in Elizabeth, New Jersey
Current Residence	Matawan, New Jersey
2020 Opening Day Age	28
MLB Service Time	0.169
MLB Debut	June 11, 2017 @ NYY (with BAL)
How Obtained	Signed as a minor league free agent on December 19, 2019
Contract Status	Signed through 2020

## QUICK HITS

- Made his ML debut on June 11, 2017 at NYY while with BAL and earned his 1st-career ML win on September 1, 2018 vs. TOR.
- Made his 1st-career ML start on June 28, 2018 vs. SEA.

## 2019 SEASON

- Split the season between Norfolk (AAA) and BAL, making his 1st-career Opening Day roster.
- Went 0-1 with a 7.04 ERA (6 ER, 7.2 IP) in 4 starts, with the big league club, going 2-2 in his starts...pitched to a 1-1 record with a 6.75 ERA (25 ER, 33.1 IP) in 25 relief outings.
- Made 3 separate stints with the Orioles throughout the season, appearing in 17 games with NOR and posting a 6.80 ERA (31 ER, 41.0 IP).
- Gave up a career-high 9 HR while also posting a career-high .307 opponent AVG.
- His 9 appearances finished ranked 6th among Norfolk pitchers.

## CAREER NOTES

### 2018

- Split the 2018 season between BAL and Norfolk (AAA), setting career-bests in games started (21) and IP (76.0).
- Made 7 stints with BAL throughout the season, making his 1st-career ML start on June 28 vs. SEA, giving up 2 runs (both earned) on 6 hits and 1 BB with 5 SO in 4.0 IP.
- Posted an 0-2 record with a 4.76 ERA (15 ER, 28.1 IP) and 22 SO in 7 GS, while he went 0-0 with a 6.94 ERA (9 ER, 11.2 IP) and 11 SO in 5 relief outings...BAL went 4-3 in his starts.
- Recorded his 1st-career ML loss on August 11 vs. BOS and his 2nd loss in his next outing vs. NYY.
- Named an INT Mid-Season All-Star for NOR after pitching to a 3-2 record with a 2.91 ERA over 14 GS.
- Made his 1st professional start while with NOR on April 10 vs. Charlotte, tossing 2.0 IP with 1 R (ER), 2 hits and 2 BB allowed with 1 SO.

## ACCOLADES

Mid-Season All-Star (2013 New York-Penn League, '14 South Atlantic League, '17 & '18 International League)

MiLB.com Organization All-Star (2017, BAL)

### 2017

- Had his contract selected by BAL on June 11 and made his ML debut at NYY, giving up 4 ER on 2 hits and 2 BB with 1 SO in 1.0 IP.
- Recalled by BAL 2 additional times throughout the season, holding opponents scoreless in 10 of his 14 relief appearances.
- Earned his 1st career ML win on September 1 vs. TOR and his 2nd MLB win in his next outing on September 3 vs. TOR.
- Had his 1st 2 career MLB at-bats on July 3 at MIL, recording his 1st-career RBI.
- Named an MiLB.com Organization All-Star for BAL and named an INT Mid-Season All-Star for NOR, tossing 0.2 scoreless IP with 1 SO in the All-Star Game.
- Set minor league career-bests in wins (4), ERA (1.32) and opponent BA (.144).
- Rated as BAL's No. 23 prospect after the 2017 season by *Baseball America*.

### 2013-2016

- Split the **2016** season between FRE and Bowie (AA), setting career-bests in games played (50) and SO (67... tabbed as the Orioles' No. 22 prospect following the 2016 season by *Baseball America*...in **2015** while with Frederick Keys, his 9 holds led the Carolina League and his 43 games played ranked 2nd...split the **2014** season between Delmarva (A) and FRE, recording a career-best 14 SV in 18 SVO while also allowing a career-high 43 BB...his 14 saves led DEL and finished 3rd in the South Atlantic League... spent the entire **2013** campaign with Aberdeen (A) where he was named a New York-Penn League Mid-Season All-Star, pitching 1.0-scoreless IP with 1 hit and 1 SO in the All-Star Game.





**NON-ROSTER  
INVITEE**

### PERSONAL

- Son of Maria and James Yacobonis. His grandfather played professional baseball in Cuba.
- Attended Christian Brothers Academy in New Jersey where he played basketball and baseball and posted the lowest ERA on the squad during his junior year and led the club to their state championship. Had the highest GPA on the Christian Brothers baseball team all 4 years of his career.
- Attended Saint Joseph's University where he majored in natural sciences. Earned Second Team All-Atlantic 10 and All-Philadelphia Baseball Big 5 honors after shattering the school record for saves in a season (10). In his final year, he posted a 1-2 record with a 2.02 earned run average in 35.2 innings over 26 appearances



### JIMMY YACOBONIS CAREER PITCHING RECORD

SEASON	TEAM	W	L	ERA	G	GS	CG	SHO	SV	IP	H	R	ER	HR	HB	BB	IBB	SO	WHIP	AVG	AB	WP	BK	GDP	TBF	NP-S
2013	ABD (A)	3	1	1.52	18	0	0	0	4	29.2	15	5	5	0	1	14	1	28	0.98	.149	101	1	1	2	119	N/A - N/A
2014	DEL (A)	1	1	1.07	21	0	0	0	14	25.1	9	3	3	0	3	15	1	31	0.95	.113	80	3	0	2	100	300 - 179
	FRE (A)	0	4	8.58	17	0	0	0	0	28.1	34	27	27	2	3	28	0	23	2.19	.301	113	12	1	3	147	312 - 168
2015	FRE (A)	3	3	4.02	43	0	0	0	2	62.2	74	41	28	3	5	33	2	66	1.71	.296	250	12	0	7	293	862 - 511
2016	BOW (AA)	2	2	2.03	34	0	0	0	6	44.1	34	13	10	2	4	14	1	46	1.08	.211	161	5	0	2	184	734 - 459
	FRE (A)	0	2	3.98	16	0	0	0	5	20.1	17	9	9	2	0	6	0	21	1.13	.227	75	1	0	0	83	235 - 152
2017	BAL	2	0	4.35	14	0	0	0	0	20.2	18	10	10	2	0	14	1	8	1.55	.247	73	1	0	4	90	337 - 199
	NOR (AAA)	4	0	1.32	41	0	0	0	11	61.1	30	9	9	0	2	28	1	48	0.95	.144	208	5	0	4	241	1,010 - 602
2018	BAL	0	2	5.40	12	7	0	0	0	40.0	40	25	24	8	5	18	1	33	1.45	.261	153	4	0	3	177	673 - 409
	NOR (AAA)	3	5	4.26	21	21	0	0	0	76.0	61	36	36	6	6	32	0	62	1.22	.219	279	8	1	5	319	1,307 - 790
2019	BAL	1	2	6.80	29	4	0	0	0	41.0	51	32	31	9	2	24	0	33	1.83	.307	166	4	0	5	193	770 - 448
	NOR (AAA)	2	2	4.50	17	0	0	0	2	24.0	26	15	12	2	0	15	3	22	1.71	.271	96	1	0	0	115	427 - 264
<b>MLB Totals</b>		<b>3</b>	<b>4</b>	<b>5.75</b>	<b>55</b>	<b>11</b>	<b>0</b>	<b>0</b>	<b>0</b>	<b>101.2</b>	<b>109</b>	<b>67</b>	<b>65</b>	<b>19</b>	<b>7</b>	<b>56</b>	<b>2</b>	<b>74</b>	<b>1.62</b>	<b>.278</b>	<b>392</b>	<b>9</b>	<b>0</b>	<b>12</b>	<b>460</b>	<b>1,780 - 1,056</b>
<b>Minors Totals</b>		<b>18</b>	<b>20</b>	<b>3.36</b>	<b>228</b>	<b>21</b>	<b>0</b>	<b>0</b>	<b>44</b>	<b>372.0</b>	<b>300</b>	<b>158</b>	<b>139</b>	<b>17</b>	<b>24</b>	<b>185</b>	<b>9</b>	<b>347</b>	<b>1.30</b>	<b>.220</b>	<b>1363</b>	<b>48</b>	<b>3</b>	<b>25</b>	<b>1601</b>	<b>5,187 - 3,125</b>

### CAREER TRANSACTIONS

**OPTIONS USED: 3/3**

- 2013 Signed by BAL as a 13th-round selection in the First-Year Player Draft
- 2019 Signed by SD as a minor league free agent, December 19



# KIRBY YATES

# 39

**RIGHT-HANDED  
PITCHER**

Height: 5-10

Bats: L

Weight: 205

Throws: R

@KauaiKirby39

kirbskauai

Full Name	Kirby Kali Yates
Date of Birth	March 25, 1987 in Lihue, Kauai, Hawaii
Current Residence	Koloa, Hawaii
2020 Opening Day Age	33
MLB Service Time	5.021
MLB Debut	June 7, 2014 vs. SEA (with TB)
How Obtained	Claimed off waivers from LAA on April 26, 2017
Contract Status	Signed through 2020

## QUICK HITS

**MR. FIRST TEAM** Selected as 1 of 2 relief pitchers along with Josh Hader to the inaugural All-MLB First Team in 2019.

**ALL BY MYSELF** His 1.19 ERA led the majors and he was the only ML pitcher with 40+ saves in 2019. He became the 1st Padres reliever to earn the saves title since Hall of Famer Trevor Hoffman in 1998.

**KIRBSIDE SERVICE** His 14 saves across March/April 2019 were the most of any pitcher in ML history. His 11 saves in April trailed only Trevor Hoffman's 12 saves in May 2005 for the most in club history for any calendar month.

**KAUAI'S FINEST** Earned his 1st-career All-Star selection, becoming the first All-Star born on the island of Kauai and the 6th Hawaiian-born All-Star.

**STATCAST SAYS** In 2019, opponents hit just .153 against his split finger with 51 SO and .216 against his fastball with 50 SO. His splitter had a vertical movement of 4.0 inches, the most in the NL and the 2nd-most in the majors behind only CLE Tyler Clippard (5.2 inches).

**INTERNATIONALLY KNOWN** Selected to the MLB roster for the 2018 Japan All-Star Series.

## 2019 SEASON

- Posted career-bests in a multitude of categories and earned several awards on the season, including All-MLB First-Team, a 2019 MLB All-Star and National League Reliever of the Month for April.
- His 1.19 ERA led the majors and he earned the 2019 saves title with 41 saves on the season, the only ML pitcher to reach 40+ saves in 2019...he became the 1st Padres reliever since Hall-of-Famer Trevor Hoffman in 1998 to lead the majors in saves...previous NL saves leaders in San Diego history include Hoffman (1998, 2006), Heath Bell (2009), Mark Davis (1989) and Rollie Fingers (1977-78).
- Earned his 1st-career All-Star selection, becoming the 1st All-Star born on the island of Kauai and the 6th Hawaiian-born All-Star...was the club's 3rd consecutive reliever to serve as the Padres' ASG representative, joining Brad Hand, who made the roster in 2017 and 2018.

## ACCOLADES

National League All-Star (2019, SD)

All-MLB First Team (2019, SD)

National League Reliever of the Month (April 2019, SD)

Padres Clyde McCullough Pitcher of the Year (2018)

Padres Darrel Akerfelds Bullpen Award (2018)

- Earned his 1st-career National League Reliever of the Month Award for April, joining Brad Hand (July 2017 and May 2018) and Trevor Hoffman (3 occasions).
- Named a NL Reliever of the Year finalist along with SF's Will Smith and eventual winner MIL's Josh Hader.
- Awarded Baseball Digest's MLB "Relief Pitcher of the Year."
- Set career-highs in many categories, including saves (41), SVO (44), ERA (1.19), SO (101), WHIP (0.89), fielding-independent percentage (1.26), opponent SLG (.262), opponent OPS (.515), games finished (51), SO/9.0 IP (14.98), BB/9.0 IP (1.93) and HR/9.0 IP (0.82)...allowed a career-low 2 HR allowed and also matched his career high in losses (5, 2x; also 2017).
- Appeared in an NL-best 16 games in April, posting a 0.56 ERA with 25 SO and an ML-best 14 saves over 16.0 IP.
- His 14 saves across March/April were the most of any pitcher in ML history...his 11 saves in April trailed only Trevor Hoffman's 12 saves in May 2005 for the most in club history for any calendar month.
- Posted a 12.0-scoreless inning streak from April 5-30, the 7th-longest streak by a Padres pitcher in 2019 and the 2nd-longest of his career, behind only his 14.0-scoreless streak from June 3-June 30, 2018.
- Tallied at least one SO in 13 consecutive appearances from March 28-April 23, T-3rd-longest streak in team history, trailing only Brad Boxberger (20 in 2012) and Bryce Florie (15 in 1996).
- Converted 26 consecutive save opportunities from March 28-June 18, the longest streak in the majors in 2019...his streak of 26 saves in 26 SVO without allowing a run to start the season was the longest in Padres history...previous was Trevor Hoffman in 1996 (23 saves)...joined Heath Bell (2011) as the only Padres pitchers to go 26-for-27 in SVO prior to the All-Star break.



- Entered 46 games in a high-leverage situations, the 2nd-most among all relievers behind only CIN Raisel Iglesias' 47 games.
- Posted a 0.59 ERA (3 ER, 45.2 IP) in 44 games with a SVO, while he pitched to a 3.00 ERA (5 ER, 15.0 IP) in 16 games without a SVO.
- With 41 saves in 2019, he became the 1st Padres pitcher to reach 40 saves in a season since Heath Bell had 43 in 2011...Yates became the 4th different Padres pitcher to accomplish this feat (14th time), joining Trevor Hoffman (1996, 1998-99, 2000-01 & 2004-07), Bell (2009-11) and Mark Davis (1989).
- Set the franchise record with 30 saves before the All-Star break, passing Heath Bell's 26 saves prior to the All-Star break in 2011...also set the record for the lowest opponent AVG (.163), OBP (.231), SLG (.230) and OPS (.461) by a Padres pitcher prior to the All-Star break.
- His 20 saves at Petco Park in 2019 T-5th with Trevor Hoffman (2004), Heath Bell (2011), Huston Street (2013) and Craig Kimbrel (2015) for the single-season ballpark save record...Hoffman holds the record with 24 saves at Petco Park in 2005.
- His 14.98 SO/9.0 IP rate set the single-season franchise record by a reliever, besting his own 14.07 SO/9 rate in 2017...his 14.98 SO/9 in 2019 finished 3rd in the NL and 5th in the majors...recorded 13 games with 3 SO in just 1.0 IP, the most among all relievers...in 10 games and 10.0 IP from April 26-May 22, he struck out 24 of the 41 batters he faced (21.60 SO/9 rate).
- Notched his 1st-career 4-out save on June 28 vs. STL... recorded his 1st-career 5-out save on July 5 at LAD, becoming the 1st Padres pitcher to accomplish this feat since Brad Hand on May 23, 2018 at WSH.
- Appeared in and recorded a save in 3 straight team games on 2 occasions (July 5-7 & August 17-19).
- Recorded 5-or-more saves vs. 3 single opponents in 2019, including 6 saves vs. SF, 5 saves vs. ARI and 5 saves vs. LAD.
- Pitched to a 1.02 ERA (4 ER, 35.1 IP) with 20 SV in 35 games at home while limiting opponents to a .176/.241/.240 slash line...posted a 1.42 ERA (4 ER, 25.1 IP) with 21 SV in 25 games on the road while holding opponents to a .198/.267/.292 slash line...led all of baseball with 21 saves on the road.
- Prior to the All-Star break, Yates pitched to a 1.15 ERA (5 ER, 39.0 IP) with 30 SV in 31 SVO over 38 games... following the ASG, he posted a 1.25 ERA (3 ER, 21.2 IP) with 11 SV in 13 SVO across 22 appearances.
- His .186 opponent AVG on the season led all Padres relievers and was the 2nd-lowest of his career, behind only his .181 opponent AVG in 2018.

- Opponents hit just .153 against his split finger with 51 SO and .216 against his fastball with 50 SO...his splitter had a vertical movement of 4.0 inches, the most in the NL and the 2nd-most in the majors behind only CLE Tyler Clippard (5.2 inches).

## CAREER NOTES

### 2018

- In his 1st season solely with SD, made 65 appearances with 12 saves, 90 SO, a 2.14 ERA, 0.92 WHIP, .181 opponent AVG and a career-high 5 wins.
- Among all qualifying relievers, his .181 opponent AVG ranked 2nd in the SD bullpen and 8th in the NL.
- His 1.50 home ERA (5 ER, 30.0 IP) ranked 9th in the majors and 6th in the NL among relievers who made at least 30 appearances in their own park.
- Did not allow a run in all of June, posting a team-high 14.0-scoreless IP streak across 12 outings from June 3-30, allowing just 6 hits (1 2B) over the stretch.
- Had his scoreless-IP streak snapped on July 7 at ARI, allowing a season-high 3 runs...his 0.79 ERA (3 ER, 34.0 IP) prior to the outing was the lowest among all ML relievers.
- Held opponents scoreless in 34 of his 39 1st half appearances...his 1.43 ERA (6 ER, 37.2 IP) ranked 7th in the majors and his .167 opponent AVG ranked 9th.
- Missed 10 games from April 8-19 on the 10-day DL with right ankle tendonitis and missed three games on the paternity leave list from July 3-5 due to the birth of his son, Kove Kali.
- Also missed 3 games from Aug. 31-Sept. 3 while on the bereavement list.
- Limited the opposition to a .122 clip (11-for-90) with runners on base, .114 (5-for-44) with RISP, .077 (2-for-26) with RISP/2 out and .000 (0-for-4) with the bases loaded.
- Following the season, was selected to the MLB roster for the 2018 Japan All-Star Series.

### 2017

- Split the season between Salt Lake (AAA), LAA and SD.
- Began the campaign with SL and made 6 relief appearances, posting a 2.57 ERA with 14 SO against 3 BB.
- Selected to LAA on April 22 and made his Angels debut that same day vs. TOR, allowing 2 earned runs.
- Designated for assignment by LAA the following day on April 23 and claimed off waivers by SD on April 26.
- In his first 36 games with SD from April 27-July 26, owned a 1.89 ERA (7 ER, 33.1 IP), the lowest ERA of Padres relievers in that time.

# KIRBY YATES

- Went on to make a total of 61 appearances out of the Padres pen and post a 3.72 ERA, 1.10 WHIP with 87 strikeouts across 55.2 IP.
- His 20 holds led the SD bullpen...also inherited 16 runners and allowed only 1 of them to score, posting a 6.3 inherited runners scoring percentage.
- Post a club-best 14.07 SO/9.0 IP ratio.
- His 15.6 pitches-per-game were 2nd-fewest on the team, behind only Brandon Maurer's 14.5.

## 2016

- Acquired by NYY from CLE for cash considerations in the offseason and split the campaign between Scranton/Wilkes-Barre (AAA) and NYY, making 41 appearances with NYY and 14 with SWB.
- Made the Yankees Opening Day roster and retired 28 of the first 41 batters he faced (68.3%).
- Worked 10.0-scoreless innings over a span of 10 outings from April 24-May 17, allowing 6 hits while striking out 12 batters with a 2-0 record.
- In 14 games for SWB, pitched to a 1.62 ERA (3 ER, 16.2 IP) with 4 saves.

## 2015

- Made his 1st-career Opening Day roster and made 20 relief appearances for TB as well as a combined 25 relief outings between Durham (AAA) and Charlotte (A).
- Allowed 1-or-fewer earned runs in 15 of his 20 big league appearances.
- Earned his 1st-career ML win on September 20 vs. BAL, pitching 0.2 hitless innings in relief.

## 2014

- Split the season between TB and Durham (AAA), making his ML debut on June 7 vs. SEA and a total of 37 ML relief appearances.
- Began the season with DUR and allowed just 1 earned run over 21 games, posting a 1-0 record with a 0.36 ERA.
- Converted all 16 save opportunities for DUR with 35 SO to 9 BB.
- Recalled by TB on June 7 and made his ML debut that same day, tossing 1.1 IP of scoreless ball.
- Earned his 1st-career ML save on July 20 at MIN after working a scoreless 0.2 IP.
- Pitched to a 2.16 ERA (6 ER, 25.0 IP) over his first 24 career ML appearances with TB with 29 SO against 7 BB.

- Was scoreless in 27 of his 37 outings...his 37 appearances ranked T-9th among AL rookie pitchers.
- His 10.50 SO/9 IP ranked T-2nd among AL rookies and T-5th among all ML rookies (min. 25 games).

## 2009-2013

- In **2013**, named an MiLB.com Organizational All-Star for TB and an International League Mid-Season All-Star for DUR...spent the entire season with DUR, converting 20 of his 23 save opportunities...spent the entire **2012** season with Montgomery (AA), earning Southern League Pitcher of the Week for the week ending on August 12...his 39 games finished ranked T-2nd in the SL while his 50 appearances and 16 saves ranked T-6th...split the **2011** season between Charlotte (A) and the GCL Rays (R), combining to pitch to a 2-1 record with a 1.80 ERA (8 ER, 40.0 IP) with 48 SO and a .148 opponent AVG...spent the majority of the **2010** season with Bowling Green (A), and made his 1st professional start on May 22 at Daytona, earning the win after pitching 5.0 IP of 1-run ball on 4 hits...over 12 starts for BG, posted a 3-4 record with a 3.86 ERA (27 ER, 63.0 IP) and 55 SO against 28 BB...made his professional debut in **2009** with Princeton (R), posting a 2.39 ERA (7 ER, 26.1 IP) over 14 games with 49 SO against 8 BB.

## PERSONAL

- He and his wife, Ashlee, have a daughter, Oaklee Malia, and a son, Kove Kali. Shortly after giving birth to Kove in July 2018, Ashlee experienced a seizure and was diagnosed with epilepsy soon after. The couple wanted to help others, and they partnered with the Epilepsy Foundation of San Diego County. The partnership kicked off with Epilepsy Awareness Night at Petco Park on Sept. 10, 2019. Ashlee's love for comedy led to the couple hosting "Comedy For A Cause," an epilepsy benefit event at The American Comedy Co. in the Gaslamp District in downtown San Diego.
- The family has a bulldog named Chubbs.
- His older brother, Tyler, pitched parts of 5 Major League seasons with the New York Mets (2004), Atlanta Braves (2006-07) and Pittsburgh Pirates (2008-09).
- Graduated from Yavapai College (Prescott, AZ). Underwent Tommy John surgery during his freshman season at Yavapai and missed the 2007 season.
- Attended Kauai High School (Lihue, HI).



### KIRBY YATES CAREER PITCHING RECORD

SEASON	TEAM	W	L	ERA	G	GS	CG	SHO	SV	IP	H	R	ER	HR	HB	BB	IBB	SO	WHIP	AVG	AB	WP	BK	GDP	TBF	NP-S
2009	PRN (R)	0	1	2.39	14	0	0	0	4	26.1	22	7	7	0	5	8	1	49	1.14	.227	97	4	0	1	111	54 - 49
2010	BG (A)	3	6	3.30	27	12	0	0	5	90.0	73	41	33	9	5	41	3	97	1.27	.225	324	5	1	7	379	240 - 235
	CHA (A)	0	0	5.06	1	1	0	0	0	5.1	7	3	3	0	0	2	0	3	1.69	.368	19	0	0	2	21	16 - 16
2011	CHA (A)	2	0	1.62	16	0	0	0	2	33.1	14	6	6	0	5	22	0	45	1.08	.128	109	1	2	1	137	N/A - N/A
	RAY (R)	0	1	2.70	4	4	0	0	0	6.2	6	3	2	0	1	2	0	3	1.20	.231	26	0	0	1	29	N/A - N/A
2012	MTG (AA)	4	2	2.65	50	0	0	0	16	68.0	48	21	20	4	1	39	2	94	1.28	.200	240	8	0	4	285	1,155 - 722
2013	DUR (AAA)	3	2	1.90	51	0	0	0	20	61.2	38	14	13	2	5	23	2	93	0.99	.175	217	6	0	3	249	1,100 - 708
2014	TB	0	2	3.75	37	0	0	0	1	36.0	33	16	15	4	3	15	3	42	1.33	.241	137	2	0	2	156	690 - 439
	DUR (AAA)	1	0	0.36	21	0	0	0	16	25.0	10	1	1	0	1	9	0	35	0.76	.118	85	0	1	1	97	426 - 271
2015	TB	1	0	7.97	20	0	0	0	0	20.1	23	18	18	10	1	7	0	21	1.48	.274	84	0	0	0	92	408 - 260
	DUR (AAA)	1	2	5.33	23	0	0	0	6	25.1	27	16	15	5	2	12	0	34	1.54	.265	102	3	0	1	117	493 - 320
	CHA (A)	0	0	9.00	2	1	0	0	0	2.0	2	3	2	0	0	1	0	2	1.50	.250	8	0	0	0	10	N/A - N/A
2016	NY Yankees	2	1	5.23	41	0	0	0	0	41.1	41	24	24	5	4	19	1	50	1.45	.258	159	1	0	1	184	800 - 504
	SWB (AAA)	0	1	1.62	14	0	0	0	4	16.2	12	3	3	0	1	6	0	19	1.08	.197	61	2	1	1	69	289 - 182
2017	LAA	0	0	18.00	1	0	0	0	0	1.0	2	2	2	2	0	0	1	2.00	.400	5	0	0	0	5	16 - 12	
	SD	4	5	3.72	61	0	0	0	1	55.2	42	26	23	10	2	19	2	87	1.10	.206	204	0	1	2	226	949 - 636
	SL (AAA)	0	0	2.57	6	0	0	0	1	7.0	8	2	2	0	1	3	0	14	1.57	.276	29	0	0	0	33	139 - 95
2018	SD	5	3	2.14	65	0	0	0	12	63.0	41	15	15	6	4	17	0	90	0.92	.181	226	2	0	2	250	1,047 - 692
2019	SD	0	5	1.19	60	0	0	0	41	60.2	41	14	8	2	7	13	1	101	0.89	.186	221	2	0	4	243	1,021 - 677
<b>MLB Totals</b>		12	16	3.40	285	0	0	0	55	278.0	223	115	105	39	21	90	7	392	1.13	.215	1036	7	1	11	1156	4,931 - 3,220
<b>Minors Totals</b>		14	15	2.62	229	18	0	0	74	367.1	267	120	107	20	27	168	8	488	1.18	.203	1317	29	5	22	1537	3,912 - 2,598

### CAREER TRANSACTIONS

OPTIONS USED: 3/3

2005 Selected by BOS in the 26th round of the First-Year Player Draft (did not sign)

2009 Signed by TB as a non-drafted free agent, June 19

2015 Acquired by CLE from TB for cash considerations, November 25

2016 Acquired by NYY from CLE for cash considerations, January 8

Claimed off waivers by LAA from NYY, October 5

2017 Claimed off waivers by SD from LAA, April 26

# LIVE LOOK-INS AND ANALYSIS MLB TONIGHT™


PLUS 5 LIVE GAMES EACH WEEK



OUR NATIONAL PASTIME  
ALL THE TIME®

    GO TO [FINDMLBNETWORK.COM](http://FINDMLBNETWORK.COM) FOR CHANNEL NUMBER  
© 2020 MAJOR LEAGUE BASEBALL PROPERTIES, INC. ALL RIGHTS RESERVED.

# HISTORY AND RECORDS



# HALL OF FAME

## PADRES HALL OF FAME PRESENTED BY SONY

During the Padres' 30th anniversary season in 1999, the ball club established the San Diego Padres Hall of Fame. The Padres set guidelines on how to first nominate then add players to their Hall of Fame using a two-stage process. Fourteen of the 15 current members of Padres Hall of Fame were inducted using those selection guidelines.

The lone exception was National Baseball Hall of Fame member and native San Diegan Ted Williams. A graduate of Hoover High and a member of the original 1936 minor league Padres of the Pacific Coast League, Williams was inducted into the Padres Hall of Fame at the discretion of club management in 2016.

The Padres Hall of Fame presented by Sony opened at Petco Park on July 1, 2016, showcasing the history of the San Diego Padres and baseball in San Diego.



## NATE COLBERT

*INDUCTED 1999*

Nate Colbert emerged as the first bona fide star to wear a Padres uniform, becoming one of the game's premier power hitters of the early 1970s. The first baseman made three All-Star appearances (1971-73) as a Padres player and led the team in home runs the first five years of its existence.

Colbert's greatest achievement was on August 1, 1972, when he hit five home runs and drove in 13 runs in a doubleheader in Atlanta. The RBI total established a record that has since been tied by St. Louis' Mark Whiten (September 7, 1993 at CIN), and the five home runs tied Stan Musial's Major League record in 1954. To this day, Colbert's 163 home runs are the most in Padres history, while his .469 SLG ranks fifth on the club's all-time list.




## RANDY JONES

*INDUCTED 1999*

Randy Jones was the first Padres pitcher to win the Cy Young award, and he earned tremendous popularity among Padres fans, a relationship that remains strong to this day. The left-handed starter claimed the Cy Young award in 1976 after going 22-14 with a 2.74 ERA and 25 complete games, and he remains the club leader in IP (1766.0), starts (253), complete games (71) and shutouts (18).

The southpaw established a unique rapport with Padres fans, who gave him a standing ovation as he approached the mound for every start. An All-Star in 1975 and 1976, Jones remains an active ambassador for the Padres in the community, making dozens of annual appearances.




## RAY KROC

*INDUCTED 1999*

Ray Kroc purchased the Padres franchise on January 25, 1974, when the club was packed and prepared to move to Washington, D.C. An entrepreneur who created the McDonald's fast-food empire, Kroc ensured that the Padres would remain in San Diego.

He oversaw the club's rise from a perennial loser in the standings to a viable franchise that would eventually win the National League pennant in 1984. After attendance only reached a season-high of at 644,272 before he purchased the club, the Padres drew more than one million fans every year (except the strike-shortened 1981 season). Kroc passed away in January 1984 and would not see his team reach the World Series that year — with the club carrying an "RAK" emblem on its uniform that season. Kroc's wife, Joan, assumed the role of owner after his death, until her sale of the club in 1990.



## DAVE WINFIELD

*INDUCTED 2000*

Dave Winfield jumped directly into the Padres lineup off the University of Minnesota campus in 1973. In eight Padres seasons, he was named to four National League All-Star teams (1977-80), led the club in home runs on five occasions (1976-80) and paced the team in RBI six times (1974-75, 1977-80). The team MVP in 1978 and 1979, Winfield batted .284 with 154 HR, 626 RBI and 133 stolen bases for San Diego, the start of a 22-year Major League career which culminated in his election to the National Baseball Hall of Fame in January 2001. Winfield was inducted into the Hall of Fame August 5, 2001, the first player to enter Cooperstown as a Padres player.






## BUZZIE BAVASI

INDUCTED 2001

Already a veteran of nearly 30 years in the game, Bavasi joined C. Arnholt Smith's effort to attract a National League franchise to San Diego in 1967. After securing a team, he served as the Padres first president from the birth of the franchise until 1977.

Bavasi was one of baseball's most respected executives. He began his career with the Brooklyn Dodgers in 1939, serving the organization in a variety of roles. Following a stint in the military as an infantry machine gunner from 1943-46, Bavasi became the general manager of the Dodgers Triple-A club in Montreal. In 1951, he was appointed vice president and general manager of the Brooklyn Dodgers, a post he held through the club's move to Los Angeles, until he resigned to join the effort to bring the Major Leagues to San Diego. Bavasi passed away on May 1, 2008 in San Diego at the age of 93.



## JERRY COLEMAN

INDUCTED 2001

Jerry Coleman was the voice of the Padres for 42 seasons, stirring loyal fans across the region with his patented "Oh Doctor!" and "Hang a Star" calls, trademarks of Padres broadcasts from 1972-2013. In 1999, Coleman was recognized by the Padres with a jersey retired in honor of his contributions, not only to the club but also to the San Diego community. The Padres unveiled a star under the press box at Petco Park during the 2004 season, and in 2005, he was inducted into the United States Marine Corps Sports Hall of Fame while also receiving the prestigious Ford C. Frick Award from the National Baseball Hall of Fame in Cooperstown. He was inducted into the National Radio Hall of Fame in Chicago as a member of the 2007 class. In January of 2010, he received a Lifetime Achievement award at the 60th annual Golden Mike Awards. On September 15, 2012, the Padres honored Coleman's 70 years in baseball and 40 with the Padres with a pre-game ceremony at Petco Park, during which the club unveiled a statue of Coleman at the park while the mayor of San Diego proclaimed the day "Jerry Coleman Day."

at Petco Park, during which the club unveiled a statue of Coleman at the park while the mayor of San Diego proclaimed the day "Jerry Coleman Day."

Coleman's distinguished broadcasting career included stops with the Yankees and 22 seasons calling the CBS Radio Network's "Game of the Week." A former Major Leaguer, who left the broadcast booth in 1980 to become the Padres manager for one season, he played on six World Series clubs in nine seasons (1949-57) with the New York Yankees, a key member of the greatest dynasty in baseball history. The second baseman made his big-league debut in 1949, earning Associated Press Rookie of the Year honors. The following season, Coleman was an AL All-Star and the World Series Most Valuable Player, as the Yankees swept the Phillies in four games.

Coleman, whose playing career was interrupted twice when he was called upon to serve the United States as a Marine Corps pilot in World War II and in Korea, retired with a lifetime .263 average, 16 HR and 217 RBI in 723 games. He is the only Major League player to see active combat in two wars, and Coleman's distinguished military service record includes 120 missions and two Distinguished Flying Crosses, 13 Air Medals and three Navy Citations. He passed away on January 5, 2014 in San Diego at the age of 89.



## TONY GWYNN


INDUCTED 2002

Tony Gwynn, one of the greatest hitters in the history of Major League Baseball, became the first-ever unanimous selection to the Padres Hall of Fame upon his retirement at the conclusion of the 2001 season. In 20 seasons (1982-2001), the man who will forever be known as "Mr. Padre" won a National League-record tying eight batting titles and was selected to 16 All-Star teams.

He retired with a .338 career batting average and 3,141 hits in 2,440 games. Gwynn's hit count includes 543 doubles, 85 triples and 135 HR, and he finished with 1,138 RBI and 319 stolen bases. The Padres career leader in virtually every offensive category, Gwynn retired 17th on the all-time Major League hit list, 17th on the doubles list and eighth on the all-time singles list. His .338 career average, the highest by any Major Leaguer since Ted Williams, is 22nd-best all-time.

Gwynn played on each of the first three Padres Division Championship clubs (1984, 1996, 1998) and batted .371 in the club's two World Series appearances in 1984 against the Tigers and in 1998 against the Yankees. Upon his retirement, he became the 17th player in baseball history to spend his entire career of 20-or-more seasons with one club. Gwynn's unwavering loyalty to the Padres and his undying devotion to the San Diego community further cemented his standing as "Mr. Padre" and one of the greatest ambassadors the game of baseball has ever known.

Gwynn was inducted into the National Baseball Hall of Fame in July of 2007. He passed away on June 16, 2014 in Poway, CA at the age of 54.



## DICK WILLIAMS

INDUCTED 2009

Serving as Padres manager from 1982-85, Dick Williams led the Friars to a 337-311 record and .520 winning percentage over four years, finishing at .500 or better each season. In the club's 13 seasons prior to his arrival, the team had posted just one winning season (1978), but under Williams' guidance, the Padres went 92-70 in 1984, reaching the playoffs for the first time in franchise history and advancing to the World Series.

# HISTORY & RECORDS



## TREVOR HOFFMAN

INDUCTED 2014

The most successful closer in Padres franchise history and one of the best ever in the history of Major League Baseball, Trevor Hoffman was inducted into the National Baseball Hall of Fame in July 2018 and into the Padres Hall of Fame on August 30, 2014.


Hoffman, who now serves as the Padres' senior advisor to baseball operations, retired as MLB's all-time saves leader with 601 in 677 opportunities, a 61-75 record, 2.87 ERA (347 ER, 1089.1 IP), .211 opponent batting average and 1,133 strikeouts in 1,035 relief appearances. The seven-time all-star (1998, 99, 2000, 02, 06, 07, 09) also finished in the top 10 in Cy Young voting (1996, 98, 99, 2006) and in the top 25 in MVP voting (1996, 98, 2005, 06).

Over his 16 seasons with San Diego, Hoffman compiled a 54-64 record with 552 saves in 618 opportunities (.893 save percentage), a 2.76 ERA, .211 opponent clip and 1,029 strikeouts in 902 relief appearances. He was the first player in MLB history to reach the 500 and 600 save milestones, and his nine seasons of 40-plus saves are tied with Mariano Rivera for the most, all time. He twice had 40+ saves in four consecutive seasons (1998-2001 and 2004-07), the only pitcher to ever accomplish the feat twice. He also recorded a single season franchise-record 53 saves during the 1998 National League title season.

A California native and San Diego resident, Hoffman has been heavily involved in the local community since joining the Padres in 1993. He was named the local recipient of the Roberto Clemente Award on six occasions and was honored with both the Lou Gehrig Award and Teammates for Kids Award in 2006. In addition, he received the Hutch Award in 2005 and was named the 1999 recipient of the Padres Chairman's Award.



Trevor Hoffman, inducted into the Padres Hall of Fame on August 30, 2014, addresses the media on the day of his election to the National Baseball Hall of Fame in January of 2018.




## BENITO SANTIAGO

INDUCTED 2015

Benito Santiago was unanimously named National League Rookie of the Year in 1987, the first Padre to ever receive the accolade. A five-time National League All-Star, including four with the Padres (1989-92), he played seven of his first 20 Major League seasons for San Diego, hitting .264 (758-for-2872) with 124 doubles, 15 triples, 85 HR and 375 RBI over 789 games from 1986-92.

His four starts behind the plate for the National League All-Star team are the second-most starting nods at the Mid-Summer Classic in franchise history behind only Tony Gwynn and his 12 starts.

The Puerto Rico native also received four Louisville Silver Slugger Awards (1987-88, 1990-91) and three Rawlings Gold Gloves (1988-90) in his career, all with San Diego. His career-best and franchise-record 34-game hitting streak during his rookie season in 1987 still stands as the longest hitting streak in Major League history by a rookie and the longest by a catcher.



## GARRY TEMPLETON

INDUCTED 2015

Garry Templeton, who played 10 of his 16 Major League seasons with San Diego from 1982-1991, was the first shortstop inducted into the Padres Hall of Fame. The switch-hitter hit .252 with 195 doubles, 36 triples, 43 HR and 427 RBI over 1,286 games for the Padres.

Templeton ranks second to Tony Gwynn among franchise leaders in several offensive categories, including games played, at-bats, hits and doubles, and he ranks fourth in triples, seventh in RBI and eighth in runs scored. He was named a National League All-Star for the Padres and team MVP in 1985 and earned a Louisville Silver Slugger Award in 1984. Over his 10 seasons in San Diego, he posted a .965 fielding percentage at shortstop, the best fielding percentage in club history at the position.



## KEN CAMINITI

*INDUCTED 2016*

Ken Caminiti played four seasons in San Diego (1995-1998), in which he won Gold Glove Awards three straight years (1995-1997), and he also earned three All-Star honors (in 1994 with the Astros and in 1996 and 1997 with the Padres). Caminiti became the first Padre to win the National League MVP award when he was unanimously recognized in 1996, the same year he won the Silver Slugger Award. In 1998, he helped lead the Padres to the World Series.

Caminiti had a career-year in 1996, hitting .326 with 40 HR, 109 runs scored and a club-record 130 RBI, helping the Padres win the National League West Division and sending San Diego to the playoffs for just the second time in franchise history.

He passed away on October 10, 2004 at the age of 41.




## TED WILLIAMS

*INDUCTED 2016*

Ted Williams, a 17-time All-Star and Hall of Famer, was a San Diego native who played with the Pacific Coast League Padres before playing for the Boston Red Sox. A graduate of Herbert Hoover High School in San Diego, he signed with the Padres at age 17. During the club's inaugural 1936 season in the Pacific Coast League, he .271 over 42 games. Williams hit .291 with 23 HR over 138 games the next year, helping lead the Padres to the PCL championship before signing with the Red Sox.

In 1939, he started in his 19-year career with Boston that included a .344 career clip and 521 HR, in addition to serving in both World War II and the Korean War. Williams passed away on July 5, 2002 at the age of 83.



## JACK MCKEON

*INDUCTED 2017*

"Trader Jack" McKeon spent 11 seasons as general manager of the Padres (1980-90), including parts of three seasons in which he served in a dual role of GM and field manager (1988-90). He earned the sobriquet "Trader Jack" for his renowned ability to instigate and complete transactions. McKeon was 49 when he began his role as general manager, and he made a multitude of the trades and signings that helped lead to the club's 1984 National League title, including a 11-player trade with the St. Louis Cardinals. His most notable trade acquisitions included Garry Templeton, Terry Kennedy, Graig Nettles, Carmelo Martinez and Dave Dravecky. During the 1988 season, McKeon assumed the managerial title after the Padres got off to a 16-30 start, becoming the 12th manager in franchise history. For parts of three seasons, he led the Padres 193 victories, boasting an .541 winning percentage.



## KEVIN TOWERS

*INDUCTED 2018*

Kevin Towers, a former Padres player, scout and front office executive, was posthumously inducted on May 12, 2018 in a special pregame ceremony as part of a weekend-long celebration of the 20th anniversary of the 1998 National League Championship team.

Towers was honored for his nearly thirty years of service with the Padres, most notably as general manager of the club from 1995-2009. Dubbed a "gunslinger" for his fearlessness in making trades, Towers was 34-years-old when he began his role as general manager after serving as the club's director of scouting the previous two seasons. Under Towers, the Padres enjoyed some of the most successful years in club history, including four National League West titles (1996, 1998, 2005, 2006) and a National League pennant in 1998.

The '98 club, which set a franchise record for victories (98), was comprised of a number of Towers' acquisitions, including Wally Joyner, Chris Gomez, Greg Vaughn, Quilvio Veras, Sterling Hitchcock and Kevin Brown. During his tenure in San Diego, Towers was also responsible for acquiring Phil Nevin, Ryan Klesko, Brian Giles, Adrian Gonzalez, David Wells and Heath Bell, as well as drafting future Cy Young Award Winner Jake Peavy.

# HISTORY & RECORDS

## PADRES RETIRED NUMBERS



**6**

***STEVE GARVEY***  
*(1989)*

**31**

***DAVE WINFIELD***  
*(2001)*

**42**

***JACKIE ROBINSON***  
*(1997)*

**19**

***TONY GWYNN***  
*(2004)*

**35**

***RANDY JONES***  
*(1997)*

**51**

***TREVOR HOFFMAN***  
*(2011)*



## PADRES IN COOPERSTOWN



### NATIONAL BASEBALL HALL OF FAME AND MUSEUM

25 Main Street, Cooperstown, New York 13326

Phone: (607) 547-7200

Public Relations: (607) 547-0215

E-mail address: [info@baseballhall.org](mailto:info@baseballhall.org)

Website: [baseballhall.org](http://baseballhall.org)

Summer Hours: Memorial Day Weekend - Labor Day Weekend: 9 a.m. to 9 p.m.

Regular Hours: 9 a.m. to 5 p.m.

Holiday Closings: Thanksgiving Day, Christmas Day, and New Year's Day.

**DIRECTORY:** Jane Forbes Clark (Chairman), Joe Morgan (Vice Chairman), Tim Lincecum (President), Jeff Jones (Senior Vice President of Finance and Administration), Sean Gahagan (Vice President, Retail Merchandising & Licensing), Erik Stroth (Vice President, Exhibitions and Collections), Ken Meifert (Vice President, Sponsorship & Development)  
**RESEARCH AND LIBRARY CONTACTS:** Jim Gates (Librarian)  
**PR CONTACTS:** Jon Shestakofsky (Vice President, Communications & Education) and Craig Muder (Communications Director)

#### HALL OF FAME WEEKEND 2020: July 24-27

**Class of 2020:** Derek Jeter, Marvin Miller, Ted Simmons and Larry Walker

**Awards Presentation:** Sat. July 25, 4:30 p.m. ET    **Induction:** Sun. July 26, 1:30 p.m. ET, Clark Sports Center

#### PADRES IN THE HALL OF FAME

Thirteen players and managers who have worn a San Diego Padres uniform have earned enshrinement into the National Baseball Hall of Fame, including 2018 electee Trevor Hoffman, who is the third Padres player to have a Padres logo on his plaque cap following Dave Winfield and Tony Gwynn. Other Hall of Famers with ties to the Padres include Roberto Alomar, Ozzie Smith, Rollie Fingers, Goose Gosage, Rickey Henderson, Willie McCovey, Gaylord Perry, Mike Piazza, Greg Maddux and Dick Williams. For more information on San Diego Padres in the Hall of Fame, visit the "Hall of Famers'" team pages at [www.baseballhall.org](http://www.baseballhall.org).

#### NOTABLE PADRES ARTIFACTS IN COOPERSTOWN

- Padded cap worn by pitcher Alex Torres on June 21, 2014, becoming the first pitcher wear the new padded cap in a game.
- Manager Bud Black's 1983 throwback uniform with memorial jersey patch worn as a tribute on July 14, 2011 to Hall of Famer Dick Williams during the team's first home game after he passed away.
- Glove used by Kevin Kouzmanoff during the 2009 season when he set a single-season record for NL third basemen with a .990 fielding percentage, making only three errors in 309 total chances.
- Bat used by Jody Gerut hit a leadoff home run in the first game at Citi Field, the first time in that the first batter of the first regular-season game at a new ballpark has hit a home run.
- Ticket from the final Hall of Fame Game, which was to be played June 16, 2008 against the Padres but was rained out.
- Jersey worn by Greg Maddux during his 350<sup>th</sup> career win on May 10, 2008.
- Ball, ticket and a base signed by manager Bud Black from the 2008 China Series against the Dodgers in March 2008.
- Ball signed by 2007 BBWAA Hall of Fame electee Tony Gwynn.
- Jersey, cap, spikes, glove and final out ball used by Trevor Hoffman on June 6, 2007, when he recorded his 500<sup>th</sup> career save, the first reliever to achieve the milestone.
- Ball, cap, jersey and spikes from Trevor Hoffman's 479<sup>th</sup> save on Sept. 24, 2006, which surpassed Lee Smith for the all-time lead.
- Jersey worn by Mike Piazza on April 26, 2006 when he hit his 400<sup>th</sup> career home run.
- Uniform, spikes, ball and ticket from Trevor Hoffman's 400<sup>th</sup> career save on May 6, 2005.
- Bat used by Brian Giles to record the first hit at PETCO Park on April 8, 2004.
- Home run ball hit by Rickey Henderson, scoring his record 2,247<sup>th</sup> career run on Oct. 3, 2001.
- Jersey worn by Rickey Henderson for his 2,063<sup>th</sup> career walk, breaking Babe Ruth's record, April 25, 2001.
- Bat used by Tony Gwynn to record his 3,000<sup>th</sup> career hit on Aug. 6, 1999.
- Bat and spikes used by Tony Gwynn in 1997 when he achieved his 8<sup>th</sup> NL batting title.
- Jersey worn by Tony Gwynn during the 1994 season when he recorded his 5<sup>th</sup> NL batting title.
- Cap worn by Steve Garvey to set NL record for consecutive games played, April 16, 1983.
- Bat from Nate Colbert's record 13 RBI in a doubleheader on Aug. 1, 1972.



Signed bat used by Tony Gwynn to record his 3,000<sup>th</sup> hit on Aug. 6, 1999.

#### A LOOK AHEAD TO 2021

Ballots for the 2021 Hall of Fame/BBWAA election will be distributed following the 2020 season with results from the voting scheduled to be announced in January 2021. A partial list of first-year candidates for election includes Mark Buehrle, Tim Hudson, Torii Hunter and Aramis Ramirez. Historical information on past BBWAA elections and the election process can be accessed at [www.baseballhall.org](http://www.baseballhall.org) or by contacting the Hall of Fame Communications department.

#### CONNECT TO COOPERSTOWN

- For up-to-the-minute news from Cooperstown, visit at [www.baseballhall.org](http://www.baseballhall.org). Stay up-to-date on all the activity at the Hall of Fame's official site and through social networking on Facebook, Instagram, Twitter and YouTube.
- If you would like to receive interesting stories and timely news items direct from the Hall of Fame and get the inside track on the latest happenings in Cooperstown, sign up for *Inside Pitch*. There's no cost to receive our weekly electronic newsletter in your e-mail box at home or work and it's easy to enroll. Just log on to [www.baseballhall.org/media/museum-facts](http://www.baseballhall.org/media/museum-facts).
- If you have an interest in receiving *Around The Horn*, the Hall's monthly media newsletter, please send an e-mail to [info@baseballhall.org](mailto:info@baseballhall.org). Be sure to include your name, name of organization and e-mail address. Or visit [www.baseballhall.org/media-info](http://www.baseballhall.org/media-info).

#### RESEARCH ASSISTANCE

The Hall of Fame is pleased to provide assistance in baseball research and members of the media are encouraged to utilize this valuable baseball resource whenever necessary by calling the Public Relations department at (607) 547-0215, or the Library Reference desk at (607) 547-0330.



**Dave Winfield**  
Inducted August 5, 2001



**Tony Gwynn**  
Inducted July 29, 2007



**Trevor Hoffman**  
Inducted July 29, 2018

Other players who played for the Padres and earned Cooperstown plaques are Rollie Fingers, Gaylord Perry, Willie McCovey, Ozzie Smith, Rich "Goose" Gosage, Rickey Henderson, Roberto Alomar, Greg Maddux and Mike Piazza. Former manager Dick Williams was also inducted into the Hall of Fame in 2008, and the 1978-79 Padres featured four players who would ultimately earn election to the Hall of Fame: Fingers, Perry, Smith and Winfield.

# HISTORY & RECORDS

## LOCAL AWARD WINNERS

### PADRES MVP

Selected annually by the San Diego Chapter of the Baseball Writers' Association of America (BBWAA).

Year	Name
1969	Nate Colbert
1970	Cito Gaston
1971	Clay Kirby
1972	Nate Colbert
1973	Fred Kendall
1974	Bobby Tolan
1975	Randy Jones
1976	Randy Jones
1977	George Hendrick
1978	Dave Winfield
1979	Dave Winfield
1980	Gene Richards
1981	Juan Bonilla
1982	Terry Kennedy
1983	Alan Wiggins
1984	Tony Gwynn
1985	Garry Templeton
1986	Tony Gwynn
1987	Tony Gwynn
1988	Tony Gwynn
1989	Mark Davis
1990	Bip Roberts
1991	Fred McGriff
1992	Gary Sheffield
1993	Phil Plantier
1994	Tony Gwynn
1995	Tony Gwynn
1996	Ken Caminti
1997	Tony Gwynn
1998	Greg Vaughn
1999	Phil Nevin
2000	Phil Nevin
2001	Phil Nevin
2002	Ryan Klesko
2003	Mark Loretta
2004	Mark Loretta
2005	Brian Giles
2006	Adrian Gonzalez
2007	Khalil Greene
2008	Adrian Gonzalez
2009	Adrian Gonzalez
2010	Adrian Gonzalez
2011	Cameron Maybin
2012	Chase Headley
2013	Will Venable
2014	Rene Rivera
2015	Matt Kemp
2016	Wil Myers
2017	Jose Pirela
2018	Hunter Renfroe
2019	Fernando Tatis Jr.

### CHAIRMAN'S AWARD

The Padres' Community Relations Department founded The Chairman's Award in 1995 to honor the Padres player or coach who best exemplifies the community spirit of the club.

Year	Name
1995	Tony Gwynn
1996	Brian Johnson
1997	Steve Finley
1998	Greg Vaughn
1999	Trevor Hoffman
2000	Woody Williams
2001	Ryan Klesko
2002	Mark Kotsay
2003	Bruce Bochy
2004	Brian Giles
2005	Woody Williams
2006	Jake Peavy
2007	Adrian Gonzalez
2008	Chris Young
2009	Bud Black
2010	Nick Hundley
2011	Luke Gregerson
2012	Will Venable
2013	Bud Black
2014	Ian Kennedy
2015	Tyson Ross
2016	Jon Jay
2017	Craig Stammen
2018	Hunter Renfroe
2019	Austin Hedges

### DARREL AKERFELDS BULLPEN AWARD

Established in 2006 as the Fireman's Award, it was renamed to the Darrel Akerfelds Bullpen Award following the 2012 season to honor the most outstanding member of the Padres bullpen, as voted on by his peers. It was named for the Padres former bullpen coach who passed away on June 24, 2012 after a battle with pancreatic cancer. "Ak" was a coach, mentor and friend to the Padres family from 1997-2012.

Year	Name
2006	Trevor Hoffman
2007	Heath Bell
2008	Trevor Hoffman
2009	Heath Bell
2010	Heath Bell
2011	Heath Bell
2012	Luke Gregerson
2013	Huston Street
2014	Joaquin Benoit
2015	Craig Kimbrel
2016	Brad Hand
2017	Brad Hand
2018	Kirby Yates
2019	Kirby Yates

### CLYDE McCULLOUGH PITCHER OF THE YEAR

The Clyde McCullough Award for Padres Pitcher of the Year, selected annually by the San Diego Chapter of the Baseball Writers Association of America (BBWAA), is named in honor of the former San Diego bullpen coach who passed away on September 18, 1982. McCullough, whose career as a player, coach, instructor and scout spanned nearly five decades, was an inspirational and popular figure. The award originally honored the Padres' top rookie, but since 1990, it has come to recognize the club's best pitcher.

Year	Name
1982	Luis DeLeon
1983	Mark Thurmond
1984	Carmelo Martinez
1985	Lance McCullers
1986	John Kruk
1987	Benito Santiago
1988	Roberto Alomar
1989	Greg Harris
1990	Ed Whitson
1991	Andy Benes
1992	Bruce Hurst
1993	Andy Benes
1994	Trevor Hoffman
1995	Andy Ashby
1996	Trevor Hoffman
1997	Trevor Hoffman
1998	T. Hoffman & K. Brown
1999	Trevor Hoffman
2000	Woody Williams
2001	Trevor Hoffman
2002	Trevor Hoffman
2003	Rod Beck
2004	Jake Peavy
2005	Jake Peavy
2006	Trevor Hoffman
2007	Jake Peavy
2008	Jake Peavy
2009	Heath Bell
2010	Heath Bell
2011	Heath Bell
2012	Clayton Richard
2013	Andrew Cashner
2014	Tyson Ross
2015	Tyson Ross
2016	Brad Hand
2017	Brad Hand
2018	Kirby Yates
2019	Kirby Yates



## NATIONAL LEAGUE AWARDS

### NL MVP

Year	Name	Voting outlet
1996	Ken Caminiti	BBWAA

### NL CY YOUNG AWARD

Year	Name	Voting outlet
1976	Randy Jones	BBWAA
1978	Gaylord Perry	BBWAA
1989	Mark Davis	BBWAA
2007	Jake Peavy	BBWAA

### RAWLINGS GOLD GLOVE AWARD

Year	Name
1979	Dave Winfield (OF)
1980	Dave Winfield (OF), Ozzie Smith (SS)
1981	Ozzie Smith (SS)
1986	Tony Gwynn (OF)
1987	Tony Gwynn (OF)
1988	Benito Santiago (C)
1989	Tony Gwynn (OF), Benito Santiago (C)
1990	Tony Gwynn (OF), Benito Santiago (C)
1991	Tony Gwynn (OF)
1995	Ken Caminiti (3B), Steve Finley (CF)
1996	Ken Caminiti (3B), Steve Finley (CF)
1997	Ken Caminiti (3B)
2006	Mike Cameron (OF)
2007	Greg Maddux (RHP)
2008	Adrian Gonzalez (1B)
2009	Adrian Gonzalez (1B)
2012	Chase Headley (3B)

### NL SILVER SLUGGER

Year	Name
1983	Terry Kennedy (C)
1984	Tony Gwynn (OF), Garry Templeton (SS)
1986	Tony Gwynn (OF)
1987	Tony Gwynn (OF), Benito Santiago (C)
1988	Benito Santiago (C)
1989	Tony Gwynn (OF)
1990	Benito Santiago (C)
1991	Benito Santiago (C)
1992	Fred McGriff (1B), Gary Sheffield (3B)
1994	Tony Gwynn (OF)
1995	Tony Gwynn (OF)
1996	Ken Caminiti (3B)
1997	Tony Gwynn (OF)
1998	Greg Vaughn (OF)
2004	Mark Loretta (2B)
2012	Chase Headley (3B)

### SPORTING NEWS ALL-LEAGUE TEAM

Year	Name
1975	Randy Jones (LHP)
1976	Randy Jones (LHP)
1978	Gaylord Perry (RHP)
1979	Dave Winfield (OF)
1984	Tony Gwynn (OF), Mark Thurmond (LHP)
1986	Tony Gwynn (OF)
1987	Tony Gwynn (OF), Benito Santiago (C)
1989	Tony Gwynn (OF), Benito Santiago (C)
1994	Tony Gwynn (OF)
1995	Ken Caminiti (3B)
1996	Ken Caminiti (3B)
2007	Jake Peavy (RHP)
2012	Chase Headley (3B)

### NL PLAYER OF THE YEAR

Year	Name	Voting outlet
1992	Gary Sheffield (3B)	The Sporting News
1996	Ken Caminiti (3B)	ESPN

### NL PITCHER OF THE YEAR

Year	Name	Voting outlet
1976	Randy Jones (LHP)	The Sporting News
1989	Mark Davis (LHP)	The Sporting News
2007	Jake Peavy (RHP)	The Sporting News

### NL MANAGER OF THE YEAR

Year	Name	Voting outlet
1996	Bruce Bochy	BBWAA, The Sporting News
1998	Bruce Bochy	The Sporting News
2010	Bud Black	BBWAA, The Sporting News

### NL ROOKIE OF THE YEAR

Year	Name	Voting outlet
1987	Benito Santiago	BBWAA, The Sporting News
2004	Khalil Greene	Baseball America

### NL RELIEVER OF THE YEAR

Year	Name	Voting outlet
1977	Rollie Fingers	The Sporting News, Rolaids
1978	Rollie Fingers	The Sporting News, Rolaids
1980	Rollie Fingers	The Sporting News, Rolaids
	Tom Hume	The Sporting News
1989	Mark Davis	The Sporting News, Rolaids
1996	Trevor Hoffman	The Sporting News
1998	Trevor Hoffman	The Sporting News, Rolaids
2006	Trevor Hoffman	The Sporting News, Rolaids
2009	Heath Bell	Rolaids
2010	Heath Bell	MLB, The Sporting News, Rolaids

### ROBERTO CLEMENTE AWARD

Year	Name
1999	Tony Gwynn

# HISTORY & RECORDS

## NL ROOKIE PITCHER OF THE YEAR

Year	Name	Voting outlet
1976	Butch Metzger	BBWAA, The Sporting News
	Pat Zachary	BBWAA
1977	Bob Ovwchinko	The Sporting News
1989	Andy Benes	The Sporting News

## NLCS MVP

Year	Name
1984	Steve Garvey
1998	Sterling Hitchcock

## NL PLAYER OF THE MONTH

Year	Name
June, 1978	Dave Winfield
April, 1983	Terry Kennedy
April, 1984	Tony Gwynn
June, 1987	Tony Gwynn
July, 1988	Tony Gwynn
August, 1992	Gary Sheffield
August, 1993	Tony Gwynn
August, 1996	Ken Caminiti
September, 1996	Ken Caminiti
May, 1997	Tony Gwynn
August, 2012	Chase Headley
September, 2012	Chase Headley
June, 2016	Wil Myers

## ALL MLB TEAM

Year	Name
2019	Kirby Yates (1st team)

## NL ALL-STAR SELECTIONS

Year	Name
1969	Chris Cannizzaro (C)
1970	Cito Gaston (OF)
1971	Nate Colbert (1B), Preston Gomez (Coach)
1972	Nate Colbert (1B)
1973	Nate Colbert (1B)
1974	Johnny Grubb (OF)
1975	Randy Jones (P)
1976	<b>Randy Jones</b> (P), John McNamara (Coach)
1977	Dave Winfield (OF)
1978	Rollie Fingers (P), Dave Winfield (OF)
1979	<b>Dave Winfield</b> (OF), Gaylord Perry (P)
1980	Dave Winfield (OF)
1981	Terry Kennedy (C), Ozzie Smith (SS)
1982	Ruppert Jones (OF)
1983	Dave Dravecky (P), Terry Kennedy (C)
1984	<b>Steve Garvey</b> (1B), <b>Tony Gwynn</b> (OF), Rich Gossage (P), Dick Dent (Trainer)
1985	<b>Steve Garvey</b> (1B), <b>Tony Gwynn</b> (OF), <b>LaMarr Hoyt</b> (P), <b>Terry Kennedy</b> (C), <b>Graig Nettles</b> (3B), Rich Gossage (OF), Garry Templeton (SS), Dick Williams (Manager)
1986	<b>Tony Gwynn</b> (OF)
1987	Tony Gwynn (OF)
1988	Mark Davis (P)
1989	<b>Tony Gwynn</b> (OF), Mark Davis (P)
1990	<b>Benito Santiago</b> (C, injured DNP), Roberto Alomar (2B), Tony Gwynn (OF)
1991	<b>Tony Gwynn</b> (OF), <b>Benito Santiago</b> (C)
1992	<b>Tony Gwynn</b> (OF), <b>Fred McGriff</b> (1B), <b>Benito Santiago</b> (C), Tony Fernandez (SS), Gary Sheffield (3B), Bob Day (Trainer)
1993	Andy Benes (P), Tony Gwynn (OF)
1994	<b>Tony Gwynn</b> (OF)

## NL PITCHER OF THE MONTH

Year	Name
April, 1976	Randy Jones
May, 1976	Randy Jones
September, 1978	Gaylord Perry
May, 1985	Andy Hawkins
April, 1989	Mark Davis
August, 2004	Jake Peavy
May, 2005	Trevor Hoffman
June, 2006	Chris Young
May, 2007	Jake Peavy
August, 2007	Jake Peavy
September, 2007	Jake Peavy

## NL RELIEVER OF THE MONTH

Year	Name
July, 2017	Brad Hand
May, 2018	Brad Hand
April, 2019	Kirby Yates

## NL ROOKIE OF THE MONTH

Year	Name
May, 2003	Xavier Nady (RF)
April, 2004	Khalil Greene (SS)
August, 2004	Khalil Greene (SS)
July, 2006	Josh Barfield (2B)
July, 2016	Ryan Schimpf (2B)
April, 2018	Christian Villanueva (3B)

Year	Name
1995	<b>Tony Gwynn</b> (OF)
1996	<b>Tony Gwynn</b> (OF, injured DNP), Ken Caminiti (3B)
1997	<b>Tony Gwynn</b> (OF), <b>Ken Caminiti</b> (3B), Steve Finley (OF), Bruce Bochy (Coach)
1998	<b>Tony Gwynn</b> (OF), Kevin Brown (P), Trevor Hoffman (P), Greg Vaughn (OF)
1999	<b>Tony Gwynn</b> (OF, injured DNP), Andy Ashby (P), Trevor Hoffman (P), Bruce Bochy (Manager)
2000	Trevor Hoffman (P)
2001	Ryan Klesko (1B), Phil Nevin (3B), Tony Gwynn (OF, special All-Star "guest"), Bruce Bochy (Coach), Todd Hutcheson (Trainer)
2002	Trevor Hoffman (P)
2003	Rondell White (OF)
2004	Mark Loretta (2B)
2005	Jake Peavy (P)
2006	Trevor Hoffman (P)
2007	Trevor Hoffman (P), <b>Jake Peavy</b> (P), Chris Young (P)
2008	Adrian Gonzalez (1B), Bud Black (Coach)
2009	Adrian Gonzalez (1B), Heath Bell (P)
2010	Adrian Gonzalez (1B), Heath Bell (P), Bud Black (Coach)
2011	Heath Bell (P)
2012	Huston Street (P)
2013	Everth Cabrera (SS)
2014	Tyson Ross (P), Huston Street (P)
2015	Justin Upton (OF)
2016	Andy Green (Coach), <b>Wil Myers</b> (DH), Drew Pomeranz (P)
2017	Brad Hand (P)
2018	Brad Hand (P)
2019	Kirby Yates (P)

Those bolded denote All-Star starters.





## ANNUAL STANDINGS AND HOME ATTENDANCE

Year	Home W-L	Away W-L	Total W-L	W%	Position	GB	Home Attendance
1969	28-53	24-57	52-110	.321	6	41.0	613,327
1970	31-50	32-49	63-99	.389	6	39.0	633,439
1971	33-48	28-52	61-100	.379	6	28.5	549,085
1972	26-54	32-41	58-95	.379	6	36.5	644,272
1973	31-50	29-52	60-102	.370	6	39.0	611,826
1974	36-45	24-57	60-102	.370	6	42.0	1,075,399
1975	38-43	33-48	71-91	.438	4	37.0	1,281,747
1976	42-38	31-51	73-89	.451	5	29.0	1,458,478
1977	35-46	34-47	69-93	.426	5	29.0	1,376,269
1978	50-31	34-47	84-78	.519	4	11.0	1,670,107
1979	39-42	29-51	68-93	.422	5	22.0	1,456,967
1980	45-36	28-53-1	73-89-1	.451	6	19.5	1,139,026
1981	20-35	21-34	41-69	.373	6	26.0	519,161
1982	43-38	38-43	81-81	.500	4	8.0	1,607,516
1983	47-34-1	34-47	81-81-1	.500	4	10.0	1,539,819
1984	48-33	44-37	92-70	.568	1	12.0	1,983,904
1985	44-37	39-42	83-79	.512	T3	12.0	2,210,352
1986	43-38	31-50	74-88	.457	4	22.0	1,805,776
1987	37-44	28-53	65-97	.401	6	25.0	1,454,061
1988	47-34	36-44	83-78	.516	3	11.0	1,506,896
1989	46-35	43-38	89-73	.549	2	3.0	2,009,032
1990	37-44	38-43	75-87	.463	T4	16.0	1,856,395
1991	42-39	42-39	84-78	.519	3	10.0	1,804,289
1992	45-36	37-44	82-80	.506	3	16.0	1,722,102
1993	34-47	27-54	61-101	.377	7	43.0	1,375,432
1994	26-31	21-39	47-70	.402	4	12.5	953,857
1995	40-32	30-42	70-74	.486	3	8.0	1,041,805
1996	45-36	46-35	91-71	.562	1	1.0	2,187,886
1997	39-42	37-44	76-86	.469	4	14.0	2,089,333
1998	54-27	44-37	98-64	.604	1	9.5	2,555,901
1999	46-35	28-53	74-88	.457	4	26.0	2,523,538
2000	41-40	35-46	76-86	.469	5	21.0	2,423,149
2001	35-46	44-37	79-83	.488	4	13.0	2,378,116
2002	41-40	25-56	66-96	.407	5	32.0	2,220,601
2003	35-46	29-52	64-98	.395	5	36.5	2,027,020
2004	42-39	45-36	87-75	.537	3	6.0	3,016,752
2005	46-35	36-45	82-80	.506	1	5.0	2,869,787
2006	43-38	45-36	88-74	.543	T1	0.0	2,659,757
2007	47-34	42-40	89-74	.546	3	1.5	2,790,074
2008	35-46	28-53	63-99	.389	5	21.0	2,427,535
2009	42-39	33-48	75-87	.463	4	20.0	1,922,603
2010	45-36	45-36	90-72	.556	2	2.0	2,131,774
2011	35-46	36-45	71-91	.438	5	23.0	2,143,018
2012	42-39	34-47	76-86	.469	4	18.0	2,123,721
2013	45-36	31-50	76-86	.469	T3	16.0	2,166,691
2014	48-33	29-52	77-85	.475	3	17.0	2,195,373
2015	39-42	35-46	74-88	.457	4	18.0	2,459,742
2016	39-42	29-52	68-94	.420	5	23.0	2,351,422
2017	43-38	28-53	71-91	.438	4	33.0	2,138,491
2018	31-50	35-46	66-96	.407	5	25.5	2,168,536
2019	36-45	34-47	70-92	.432	5	36.0	2,396,399
<b>Totals</b>	<b>2,027-2,043-1</b>	<b>1,720-2,346-1</b>	<b>3,747-4,389-2</b>	<b>.461</b>			<b>92,267,558</b>

# HISTORY & RECORDS

## ANNUAL STANDINGS AND HOME ATTENDANCE

Year	Home W-L	Away W-L	Total W-L	W%
1969	28-53	24-57	52-110	.321
1970	31-50	32-49	63-99	.389
1971	33-48	28-52	61-100	.379
1972	26-54	32-41	58-95	.379
1973	31-50	29-52	60-102	.370
1974	36-45	24-57	60-102	.370
1975	38-43	33-48	71-91	.438
1976	42-38	31-51	73-89	.451
1977	35-46	34-47	69-93	.426
1978	50-31	34-47	84-78	.519
1979	39-42	29-51	68-93	.422
1980	45-36	28-53-1	73-89-1	.451
1981	20-35	21-34	41-69	.373
1982	43-38	38-43	81-81	.500
1983	47-34-1	34-47	81-81-1	.500
1984	48-33	44-37	92-70	.568
1985	44-37	39-42	83-79	.512
1986	43-38	31-50	74-88	.457
1987	37-44	28-53	65-97	.401
1988	47-34	36-44	83-78	.516
1989	46-35	43-38	89-73	.549
1990	37-44	38-43	75-87	.463
1991	42-39	42-39	84-78	.519
1992	45-36	37-44	82-80	.506
1993	34-47	27-54	61-101	.377
1994	26-31	21-39	47-70	.402
1995	40-32	30-42	70-74	.486
1996	45-36	46-35	91-71	.562
1997	39-42	37-44	76-86	.469
1998	54-27	44-37	98-64	.604
1999	46-35	28-53	74-88	.457
2000	41-40	35-46	76-86	.469
2001	35-46	44-37	79-83	.488
2002	41-40	25-56	66-96	.407
2003	35-46	29-52	64-98	.395
2004	42-39	45-36	87-75	.537
2005	46-35	36-45	82-80	.506
2006	43-38	45-36	88-74	.543
2007	47-34	42-40	89-74	.546
2008	35-46	28-53	63-99	.389
2009	42-39	33-48	75-87	.463
2010	45-36	45-36	90-72	.556
2011	35-46	36-45	71-91	.438
2012	42-39	34-47	76-86	.469
2013	45-36	31-50	76-86	.469
2014	48-33	29-52	77-85	.475
2015	39-42	35-46	74-88	.457
2016	39-42	29-52	68-94	.420
2017	43-38	28-53	71-91	.438
2018	31-50	35-46	66-96	.407
2019	36-45	34-47	70-92	.432
Totals	2,027-2,043-1	1,720-2,346-1	3,747-4,389-2	.461



### ALL-TIME PADRES HOME ATTENDANCE RECORDS

Occasion	Attendance	Opponent	Date
Single Game—Day	61,277	SF	April 10, 2001
Single Game—Day (at Petco Park)	45,496	LAD	April 6, 2009
Single Game—Night	61,674	ARI	April 24, 1999
Single Game—Night (at Petco Park)	45,567	LAD	March 30, 2014
Doubleheader	43,473	PHI	June 13, 1976
Opening Day/Night	61,277	SF	April 10, 2001
Opening Day/Night (at Petco Park)	45,567	LAD	March 30, 2014
All-Star Game	59,372	AL vs. NL	July 14, 1992
Division Series	65,235	HOU (G3)	October 3, 1998
NL Championship Series	65,042	ATL (G4)	October 11, 1998
World Series	65,427	NY Yankees (G4)	October 21, 1998
4-Game Series	197,225	LAD	September 19-22, 1996
4-Game Series (at Petco Park)	168,171	SF	April 9 - April 12, 2015
3-Game Series	165,929	NY Yankees	June 21-23, 2002
3-Game Series (at Petco Park)	133,456	LAD	May 3-5, 2019
2-Game Series	81,037	SF	April 15-16, 1985
2-Game Series (at Petco Park)	79,380	LAD	April 20-21, 2005
Memorial Day	41,414	CHC	May 29, 2017
Independence Day	61,148	COL	July 4, 1998
Labor Day	36,535	STL	September 3, 2001
Week Night (Non-holiday)	54,490	SF	(Monday) April 15, 1985
Week Day (Non-Opening Day)	47,482	LAD	(Thursday) June 27, 1985
Friday Night	60,918	SEA	June 15, 2001
Saturday Day	60,021	NY Yankees	June 22, 2002
Saturday Night	61,674	ARI	April 24, 1999
Sunday	60,103	COL	*October 7, 2001
Road Game (Largest)	63,661	@COL	June 20, 1993
Road Game (Smallest)	987	@SF	April 14, 1975
Home Game (Smallest)	1,413	HOU	September 11, 1973
Home Game (Smallest) at Petco Park	13,646	COL	May 5, 2009
Home Day Game (Smallest) at Petco Park	14,224	TEX	May 9, 2017

\*Tony Gwynn's final game

### TOP 10 HOME ATTENDANCE SEASON RECORDS

Rank	Year	Home Attendance
1	2004	3,016,752
2	2005	2,869,787
3	2007	2,790,074
4	2006	2,659,757
5	1998	2,555,901
6	1999	2,523,538
7	2015	2,459,742
8	2008	2,427,535
9	2000	2,423,149
10	2019	2,396,399

### TOP 5 PETCO PARK SINGLE-GAME ATTENDANCE RECORDS

Rank	Date	Attendance	Opponent
1	March 30, 2014	45,567	LAD
2	April 6, 2009	45,496	LAD
3	September 30, 2004	45,389	SF
4	May 16, 2015	45,282	WSH
5	April 9, 2015	45,149	SF

# HISTORY & RECORDS

## TOP 5 PETCO PARK SERIES IN ATTENDANCE

### 4-GAME SERIES

Rank	Dates	Opponent	Attendance
1	April 9-12, 2015	SF	168,171
2	July 14-17, 2005	ARI	164,395
3	July 26-29, 2004	SF	160,942
4	March 28-31, 2019	SF	158,767
5	June 2-5, 2005	CHC	155,762

### 3-GAME SERIES

Rank	Dates	Opponent	Attendance
1	May 3-5, 2019	LAD	133,456
2	June 22-24, 2007	BOS	133,311
3	Aug. 2-4, 2013	NYN	131,812
4	April 24-26, 2015	LAD	130,765
5	July 30-Aug. 1, 2004	LAD	130,448

### 2-GAME SERIES

Rank	Dates	Opponent	Attendance
1	April 20-21, 2005	LAD	79,380
2	May 5-6, 2017	LAD	70,657
3	April 5-6, 2011	SF	67,514
4	April 3-5, 2006	SF	67,488
5	June 19-20, 2018	OAK	65,710

## SAN DIEGO RAINOUTS & DELAYS

### San Diego Rainouts (18)

Date	Opponent
April 27, 1970	MON
April 14, 1971	CHC
May 7, 1971	CIN
May 28, 1971	NYN
June 5, 1972	PIT
June 6, 1972	PIT
April 8, 1975	SF
April 9, 1975	SF
September 10, 1976 (DH)	HOU
May 8, 1977 (DH)	MON
April 15, 1978	SF
April 28, 1980	ATL
April 29, 1980	ATL
April 20, 1983	ATL
May 12, 1998	NYN
April 4, 2006	SF
July 19, 2015	COL
May 7, 2017	LAD

### Petco Park Delays (8)

Date	Opponent
May 23, 2008	CIN
April 10, 2009	SF
July 2, 2009 (bees)	HOU
September 30, 2010	CHC
April 8, 2011	LAD
May 14, 2015	WSH
September 20, 2016	ARI
June 2, 2019 (bees)	MIA

## OPENING DAY RECORDS

Padres Record on Opening Day, All-Time	22-29
Padres Record on Opening Day, at Home	13-12
Padres Record on Opening Day, on Road	9-17
Padres Record on Opening Day, as Home Team at Neutral Site	0-1
Padres Record on Opening Day, at Petco Park	4-4
Padres Record on Home Opener	26-25

## OPENING DAY HISTORY

April 8, 1969	
SD	2
vs. HOU	1
Attendance	23,370
Rafael Robles	SS
Roberto Pena	2B
Tony Gonzalez	CF
Ollie Brown	RF
Bill Davis	1B
Larry Stahl	LF
Ed Spiezio	3B
Chris Cannizzaro	C
Dick Selma	RHP

April 7, 1970	
SD	8
vs. ATL	3
Attendance	28,215
Tommy Dean	SS
Van Kelly	3B
Ollie Brown	RF
Nate Colbert	1B
Clarence Gaston	CF
Jerry Morales	LF
Dave Campbell	2B
Chris Cannizzaro	C
Pat Dobson	RHP

April 6, 1971	
SD	0
vs. SF	4
Attendance	34,554
Dave Campbell	2B
Larry Stahl	LF
Clarence Gaston	CF
Nate Colbert	1B
Ollie Brown	RF
Ed Spiezio	3B
Chris Cannizzaro	C
Tommy Dean	SS
Tom Phoebus	RHP

April 15, 1972	
SD	6
vs. ATL	5
Attendance	16,555
Enzo Hernandez	SS
Derrel Thomas	2B
Leron Lee	LF
Nate Colbert	1B
Larry Stahl	RF
Jose Morales	CF
Bob Barton	C
Dave Campbell	3B
Clay Kirby	RHP



## OPENING DAY HISTORY

April 6, 1973	
SD	4
vs. LAD	2
Attendance	32,019
Enzo Hernandez	SS
John Grubb	CF
Leron Lee	LF
Nate Colbert	1B
Clarence Gaston	RF
Dave Hilton	3B
Dave Roberts	2B
Bob Davis	C
Clay Kirby	RHP

April 5, 1974	
SD	0
@ LAD	8
Attendance	31,556
Bobby Tolan	RF
Glenn Beckert	2B
John Grubb	CF
Willie McCovey	1B
Nate Colbert	LF
Fred Kendall	C
Dave Hilton	3B
Enzo Hernandez	SS
Bill Greif	RHP

April 10, 1975	
SD	0
vs. SF	2
Attendance	17,670
Bobby Tolan	LF
Tito Fuentes	2B
Dave Winfield	RF
Willie McCovey	1B
John Grubb	CF
Glenn Beckert	3B
Randy Hundley	C
Enzo Hernandez	SS
Randy Jones	LHP

April 9, 1976	
SD	8
vs. ATL	2
Attendance	44,728
John Grubb	LF
Tito Fuentes	2B
Willie Davis	CF
Dave Winfield	RF
Mike Ivie	1B
Doug Rader	3B
Hector Torres	SS
Bob Davis	C
Randy Jones	LHP

April 6, 1977	
SD	3
@ CIN	5
Attendance	51,869
Gene Richards	LF
Mike Champion	2B
Dave Winfield	RF
George Hendrick	CF
Gene Tenace	C
Mike Ivie	1B
Doug Rader	3B
Bill Almon	SS
Randy Jones	LHP

April 7, 1978	
SD	3
@ SF	2
Attendance	36,131
Gene Richards	1B
Derrel Thomas	2B
Oscar Gamble	LF
Dave Winfield	RF
George Hendrick	CF
Gene Tenace	C
Bill Almon	3B
Ozzie Smith	SS
Gaylord Perry	RHP

April 5, 1979	
SD	4
@ LAD	3
Attendance	46,536
Gene Richards	CF
Ozzie Smith	SS
Mike Hargrove	1B
Dave Winfield	RF
Jerry Turner	LF
Barry Evans	3B
Gene Tenace	C
Fernando Gonzalez	2B
Gaylord Perry	RHP

April 10, 1980	
SD	6
vs. SF	4
Attendance	29,535
Ozzie Smith	SS
Dave Cash	2B
Gene Richards	LF
Dave Winfield	RF
Jerry Mumphy	CF
Gene Tenace	1B
Bill Fahey	C
Aurelio Rodriguez	3B
Randy Jones	LHP

April 9, 1981	
SD	4
@ SF	1
Attendance	54,520
Gene Richards	LF
Ozzie Smith	SS
Rupert Jones	CF
Luis Salazar	3B
Randy Bass	1B
Dave Edwards	RF
Terry Kennedy	C
Juan Bonilla	2B
John Curtis	LHP

April 6, 1982	
SD	0
vs. ATL	1
Attendance	30,188
Gene Richards	LF
Juan Bonilla	2B
Garry Templeton	SS
Ruppert Jones	CF
Sixto Lezcano	RF
Terry Kennedy	C
Luis Salazar	3B
Broderick Perkins	1B
Juan Eichelberger	RHP

April 5, 1983	
SD	16
@ SF	13
Attendance	49,519
Gene Richards	LF
Juan Bonilla	2B
Steve Garvey	1B
Terry Kennedy	C
Sixto Lezcano	RF
Ruppert Jones	CF
Garry Templeton	SS
Luis Salazar	3B
Tim Lollar	LHP

April 3, 1984	
SD	5
vs. PIT	1
Attendance	44,553
Alan Wiggins	2B
Tony Gwynn	RF
Graig Nettles	3B
Steve Garvey	1B
Terry Kennedy	C
Carmelo Martinez	LF
Kevin McReynolds	CF
Garry Templeton	SS
Eric Show	RHP

April 9, 1985	
SD	3
@ SF	4
Attendance	52,714
Jerry Davis	LF
Mario Ramirez	2B
Tony Gwynn	RF
Steve Garvey	1B
Kevin McReynolds	CF
Terry Kennedy	C
Jerry Royster	3B
Garry Templeton	SS
LaMarr Hoyt	RHP

April 7, 1986	
SD	1
@ LAD	2
Attendance	49,444
Bip Roberts	2B
Tony Gwynn	RF
Kevin McReynolds	CF
Steve Garvey	1B
Carmelo Martinez	LF
Garry Templeton	SS
Terry Kennedy	C
Jerry Royster	3B
Eric Show	RHP

April 6, 1987	
SD	3
@ SF	4
Attendance	52,020
Marvell Wynne	CF
Garry Templeton	SS
Tony Gwynn	RF
Carmelo Martinez	LF
Kevin Mitchell	3B
Steve Garvey	1B
Benito Santiago	C
Joey Cora	2B
Eric Show	RHP

April 5, 1988	
SD	3
@ HOU	6
Attendance	39,906
Stan Jefferson	CF
Tony Gwynn	RF
Keith Moreland	LF
John Kruk	1B
Randy Ready	2B
Benito Santiago	C
Chris Brown	3B
Garry Templeton	SS
Ed Whitson	RHP

# HISTORY & RECORDS

## OPENING DAY HISTORY

April 3, 1989	
SD	3
vs. SF	5
Attendance	52,763
Roberto Alomar	2B
Tim Flannery	3B
Tony Gwynn	CF
Jack Clark	1B
Carmelo Martinez	LF
John Kruk	RF
Benito Santiago	C
Garry Templeton	SS
Eric Show	RHP

April 9, 1990	
SD	2
@ LAD	4
Attendance	48,686
Bip Roberts	3B
Roberto Alomar	2B
Tony Gwynn	RF
Jack Clark	1B
Joe Carter	CF
Fred Lynn	LF
Benito Santiago	C
Garry Templeton	SS
Bruce Hurst	LHP

April 9, 1991	
SD	7
vs. SF	4
Attendance	48,089
Bip Roberts	2B
Tony Fernandez	SS
Tony Gwynn	RF
Fred McGriff	1B
Benito Santiago	C
Jack Clark	LF
Jim Presley	3B
Shawn Abner	CF
Ed Whitson	RHP

April 6, 1992	
SD	4
@ CIN	3
Attendance	55,356
Tony Fernandez	SS
Tony Gwynn	RF
Gary Sheffield	3B
Fred McGriff	1B
Benito Santiago	C
Jerald Clark	LF
Darrin Jackson	CF
Kurt Stillwell	2B
Bruce Hurst	LHP

April 6, 1993	
SD	4
@ PIT	9
Attendance	44,103
Tony Gwynn	RF
Jeff Gardner	2B
Gary Sheffield	3B
Fred McGriff	1B
Phil Plantier	LF
Derek Bell	CF
Dan Walters	C
Craig Shipley	SS
Andy Benes	RHP

April 4, 1994	
SD	1
vs. ATL	4
Attendance	42,251
Bip Roberts	2B
Ricky Gutierrez	SS
Tony Gwynn	RF
Phil Plantier	LF
Derek Bell	CF
Archi Cianfrocco	3B
Dave Staton	1B
Brad Ausmus	C
Andy Benes	RHP

April 26, 1995	
SD	2
vs. HOU	10
Attendance	38,124
Bip Roberts	LF
Steve Finley	CF
Tony Gwynn	RF
Eddie Williams	1B
Ken Caminiti	3B
Andujar Cedeno	SS
Jody Reed	2B
Brad Ausmus	C
Andy Benes	RHP

April 1, 1996	
SD	4
@ CHC	5
Attendance	38,734
Rickey Henderson	LF
Steve Finley	CF
Tony Gwynn	RF
Ken Caminiti	3B
Wally Joyner	1B
Brad Ausmus	C
Andujar Cedeno	SS
Jody Reed	2B
Andy Ashby	RHP

April 1, 1997	
SD	12
vs. NYM	5
Attendance	43,005
Quilvio Veras	2B
Tony Gwynn	RF
Steve Finley	CF
Ken Caminiti	3B
Greg Vaughn	LF
Wally Joyner	1B
John Flaherty	C
Chris Gomez	SS
Joey Hamilton	RHP

March 31, 1998	
SD	10
@ CIN	2
Attendance	54,578
Quilvio Veras	2B
Steve Finley	CF
Tony Gwynn	RF
Ken Caminiti	3B
Greg Vaughn	LF
Wally Joyner	1B
Carlos Hernandez	C
Chris Gomez	SS
Kevin Brown	RHP

April 4, 1999 (Monterrey, MX)	
SD	2
vs. COL	8
Attendance	27,104
Quilvio Veras	2B
Reggie Sanders	LF
Tony Gwynn	RF
Wally Joyner	1B
Greg Myers	C
George Arias	3B
Ruben Rivera	CF
Chris Gomez	SS
Andy Ashby	RHP

April 3, 2000	
SD	1
@ NYM	2
Attendance	52,308
Al Martin	LF
Damian Jackson	SS
Tony Gwynn	RF
Phil Nevin	3B
Ryan Klesko	1B
Bret Boone	2B
Ruben Rivera	CF
Carlos Hernandez	C
Sterling Hitchcock	LHP

April 2, 2001	
SD	2
@ SF	3
Attendance	40,930
Damian Jackson	2B
Mark Kotsay	CF
Ryan Klesko	1B
Phil Nevin	3B
Tony Gwynn	RF
Mike Darr	LF
Wiki Gonzalez	C
Chris Gomez	SS
Woody Williams	RHP

April 1, 2002	
SD	0
@ ARI	2
Attendance	47,025
D'Angelo Jimenez	2B
Mark Kotsay	CF
Ron Gant	LF
Phil Nevin	1B
Bubba Trammell	RF
Deivi Cruz	SS
Wiki Gonzalez	C
Ramon Vazquez	3B
Kevin Jarvis	RHP

March 31, 2003	
SD	2
vs. SF	5
Attendance	61,707
Mark Loretta	2B
Mark Kotsay	CF
Rondell White	LF
Ryan Klesko	1B
Xavier Nady	RF
Sean Burroughs	3B
Gary Bennett	C
Ramon Vazquez	SS
Brian Lawrence	RHP

April 5, 2004	
SD	8
@ LAD	2
Attendance	53,850
Sean Burroughs	3B
Mark Loretta	2B
Brian Giles	RF
Phil Nevin	1B
Ryan Klesko	LF
Jay Payton	CF
Ramon Hernandez	C
Khalil Greene	SS
Brian Lawrence	RHP



## OPENING DAY HISTORY

April 4, 2005	
SD	10
@ COL	12
Attendance	47,661
Khalil Greene	SS
Mark Loretta	2B
Brian Giles	RF
Phil Nevin	1B
Ryan Klesko	LF
Ramon Hernandez	C
Xavier Nady	CF
Sean Burroughs	3B
Woody Williams	RHP

April 3, 2006	
SD	6
vs. SF	1
Attendance	43,767
Dave Roberts	CF
Eric Young	LF
Brian Giles	RF
Mike Piazza	C
Adrian Gonzalez	1B
Khalil Greene	SS
Vinny Castilla	3B
Josh Barfield	2B
Jake Peavy	RHP

April 3, 2007	
SD	7
@ SF	0
Attendance	42,773
Marcus Giles	2B
Brian Giles	RF
Mike Cameron	CF
Adrian Gonzalez	1B
Josh Bard	C
Khalil Greene	SS
Kevin Kouzmanoff	3B
Jose Cruz Jr.	LF
Jake Peavy	RHP

March 31, 2008	
SD	4
vs. HOU	0
Attendance	44,965
Brian Giles	RF
Tadahito Iguchi	2B
Kevin Kouzmanoff	3B
Adrian Gonzalez	1B
Scott Hairston	CF
Khalil Greene	SS
Josh Bard	C
Paul McNulty	LF
Jake Peavy	RHP

April 6, 2009	
SD	1
vs. LAD	4
Attendance	45,496
Jody Gerut	CF
David Eckstein	2B
Brian Giles	RF
Adrian Gonzalez	1B
Kevin Kouzmanoff	3B
Chase Headley	LF
Henry Blanco	C
Luis Rodriguez	SS
Jake Peavy	RHP

April 5, 2010	
SD	3
@ ARI	6
Attendance	49,059
Tony Gwynn	CF
David Eckstein	2B
Adrian Gonzalez	1B
Kyle Blanks	LF
Chase Headley	3B
Will Venable	RF
Nick Hundley	C
Everth Cabrera	SS
Jon Garland	RHP

March 31, 2011	
SD	5
@ STL	3
Attendance	46,368
Will Venable	RF
Jason Bartlett	SS
Orlando Hudson	2B
Brad Hawpe	1B
Ryan Ludwick	LF
Chase Headley	3B
Cameron Maybin	CF
Nick Hundley	C
Tim Stauffer	RHP

April 5, 2012	
SD	3
vs. LAD	5
Attendance	42,941
Cameron Maybin	CF
Chris Denorfia	RF
Chase Headley	3B
Jesus Guzman	LF
Nick Hundley	C
Yonder Alonso	1B
Orlando Hudson	2B
Jason Bartlett	SS
Edinson Volquez	RHP

April 1, 2013	
SD	2
@ NYM	11
Attendance	41,053
Chris Denorfia	RF
Everth Cabrera	SS
Yonder Alonso	1B
Carlos Quentin	LF
Jedd Gyorko	2B
Nick Hundley	C
Cameron Maybin	CF
Cody Ransom	3B
Edinson Volquez	RHP

March 30, 2014	
SD	3
vs. LAD	1
Attendance	45,567
Everth Cabrera	SS
Chris Denorfia	RF
Chase Headley	3B
Jedd Gyorko	2B
Yonder Alonso	1B
Tommy Medica	LF
Will Venable	CF
Rene Rivera	C
Andrew Cashner	RHP

April 6, 2015	
SD	3
@ LAD	6
Attendance	53,518
Wil Myers	CF
Derek Norris	C
Matt Kemp	RF
Justin Upton	LF
Will Middlebrooks	3B
Jedd Gyorko	2B
Yonder Alonso	1B
Clint Barmes	SS
James Shields	RHP

April 4, 2016	
SD	0
@ LAD	15
Attendance	44,317
Jon Jay	CF
Derek Norris	C
Matt Kemp	RF
Wil Myers	1B
Alexei Ramirez	SS
Yangervis Solarte	3B
Melvin Upton Jr.	LF
Cory Spangenberg	2B
Tyson Ross	RHP

April 3, 2017	
SD	3
@ LAD	14
Attendance	53,701
Manuel Margot	CF
Wil Myers	1B
Yangervis Solarte	2B
Hunter Renfro	RF
Ryan Schimpf	3B
Austin Hedges	C
Erick Aybar	SS
Jhoulys Chacin	RHP
Travis Jankowski	LF

March 29, 2018	
SD	1
vs. MIL	2
Attendance	44,649
Manuel Margot	CF
Wil Myers	RF
Eric Hosmer	1B
Jose Pirela	LF
Carlos Asuaje	2B
Chase Headley	3B
Freddy Galvis	SS
Austin Hedges	C
Clayton Richard	LHP

March 28, 2019	
SD	2
vs. SF	0
Attendance	44,655
Ian Kinsler	2B
Wil Myers	LF
Manny Machado	3B
Franmil Reyes	RF
Eric Hosmer	1B
Fernando Tatis Jr.	SS
Manuel Margot	CF
Austin Hedges	C
Eric Lauer	LHP

# HISTORY & RECORDS

## OPENING DAY HISTORY

Opening Day Rookie Starters		
Year	Name	Position
1969	Rafael Robles*	SS
1970	Van Kelly	3B
	Jerry Morales	LF
1972	Derrel Thomas	2B
1973	Bob Davis*	C
	John Grubb	CF
	Dave Hilton	3B
1977	Bill Almon	SS
	Mike Champion	2B
	Gene Richards*	LF
1978	Ozzie Smith*	SS
1979	Barry Evans	3B
1981	Randy Bass	1B
	Juan Bonilla*	2B
1984	Carmelo Martinez	LF
1985	Gerry Davis	LF
1986	Bip Roberts*	2B
1987	Joey Cora*	2B
	Benito Santiago	C
1993	Jeff Gardner	2B
1994	Dave Staton	1B
2002	Ramon Vazquez	3B
2003	Xavier Nady	RF
2004	Khalil Greene	SS
2006	Josh Barfield*	2B
2007	Kevin Kouzmanoff	3B
2012	Yonder Alonso	1B
2013	Jedd Gyorko*	2B
2014	Tommy Medica	LF
2017	Manuel Margot	CF
	Hunter Renfroe	RF
2019	Fernando Tatis Jr.*	SS

\* made MLB debut as an Opening Day starter for San Diego



On March 28, 2019, **Fernando Tatis Jr.** made his Major League debut and became the youngest Padre (20 years, 85 days old) to play on Opening Day.





## ANNUAL BATTING TOTALS

Year	AVG	Runs	Hits	2B	3B	HR	RBI	SB
1969	.225	468	1,203	180	42	99	431	45
1970	.246	681	1,353	208	36	172	629	60
1971	.233	486	1,250	184	31	96	447	70
1972	.227	488	1,181	168	38	102	452	78
1973	.244	548	1,330	198	26	112	516	88
1974	.229	541	1,239	196	27	99	506	85
1975	.244	552	1,324	215	22	78	505	85
1976	.247	570	1,327	216	37	64	528	92
1977	.249	692	1,397	245	49	120	652	133
1978	.252	591	1,349	208	42	75	542	152
1979	.242	603	1,316	193	53	93	559	100
1980	.255	591	1,410	195	43	67	546	*239
1981	.256	382	963	170	35	32	350	83
1982	.257	675	1,435	217	#52	81	611	165
1983	.250	653	1,384	207	34	93	592	179
1984	.259	686	1,425	207	42	109	629	152
1985	.255	650	1,405	241	28	109	611	60
1986	.261	656	1,442	239	25	136	629	96
1987	.260	668	1,419	209	48	113	621	198
1988	.247	594	1,325	205	35	94	566	123
1989	.251	642	1,360	215	32	120	598	136
1990	.257	673	1,429	243	35	123	628	138
1991	.244	636	1,321	204	36	121	591	101
1992	.255	617	1,396	255	30	135	576	69
1993	.252	679	1,386	239	28	153	633	92
1994	.275	479	1,117	200	19	92	445	79
1995	.272	668	1,345	231	20	116	618	124
1996	.265	771	1,499	285	24	147	718	109
1997	.271	795	1,519	275	16	152	761	140
1998	.253	749	1,390	292	30	167	715	79
1999	.252	710	1,360	256	22	153	671	*174
2000	.254	752	1,413	279	37	157	714	131
2001	.252	789	1,379	273	26	161	753	129
2002	.253	662	1,393	243	29	136	627	71
2003	.261	678	1,442	257	32	128	641	76
2004	.273	768	1,521	304	32	159	722	52
2005	.257	684	1,416	269	39	130	655	99
2006	.263	731	1,465	298	38	161	698	123
2007	.251	741	1,408	322	31	171	704	55
2008	.250	637	1,390	264	27	154	615	36
2009	.242	638	1,315	265	31	141	605	82
2010	.246	665	1,338	236	24	132	630	124
2011	.237	593	1,284	247	42	91	563	*170
2012	.247	651	1,339	272	43	121	610	155
2013	.245	618	1,349	246	26	146	578	118
2014	.226	535	1,199	224	30	109	500	91
2015	.243	650	1,324	260	36	148	623	82
2016	.235	686	1,275	257	26	177	654	125
2017	.234	604	1,251	227	31	189	576	89
2018	.235	617	1,289	250	30	162	583	95
2019	.238	682	1,281	224	24	219	652	70

\* Led League

#Tied for League Lead

# HISTORY & RECORDS

## ANNUAL PITCHING TOTALS

Year	W	L	ERA	CG	SV	SHO	H	R	ER	HR	BB	SO
1969	52	110	4.24	16	25	9	1,454	746	670	113	592	764
1970	63	99	4.36	24	32	9	1,483	788	697	149	611	886
1971	61	100	3.22	47	17	10	1,351	610	515	93	559	923
1972	58	95	3.78	39	19	17	1,350	665	589	121	618	960
1973	60	102	4.16	34	23	10	1,461	770	661	157	548	845
1974	60	102	4.58	25	19	7	1,536	830	736	124	715	855
1975	71	91	3.48	40	20	12	1,494	683	566	99	521	713
1976	73	89	3.65	47	18	11	1,368	662	581	87	543	652
1977	69	93	4.43	6	44	5	1,556	834	722	160	673	827
1978	84	78	3.28	21	*55	10	1,385	598	522	74	483	744
1979	68	93	3.69	29	25	7	1,438	681	596	108	513	779
1980	73	89	3.65	19	39	9	1,474	654	595	97	536	728
1981	41	69	3.72	9	23	6	1,013	455	414	64	414	492
1982	81	81	3.52	20	41	11	1,348	658	578	139	502	765
1983	81	81	3.62	23	44	5	1,389	653	590	144	528	850
1984	92	70	3.48	13	44	*17	1,327	634	565	122	563	812
1985	83	79	3.40	26	44	19	1,399	622	549	127	*443	727
1986	74	88	3.99	13	32	7	1,406	723	640	150	607	934
1987	65	97	4.27	14	33	10	1,402	763	680	175	602	897
1988	83	78	3.28	30	39	9	1,332	583	528	112	439	885
1989	89	73	3.38	21	52	11	1,359	626	547	133	481	933
1990	75	87	3.68	21	35	12	1,437	673	597	147	507	928
1991	84	78	3.57	14	47	11	1,385	646	577	139	457	921
1992	82	80	3.56	9	46	11	1,444	636	578	111	439	971
1993	61	101	4.23	8	32	6	1,470	772	675	148	558	957
1994	47	70	4.08	8	27	6	1,008	531	474	99	393	862
1995	70	74	4.13	6	35	10	1,242	672	590	142	512	1,047
1996	91	71	3.72	5	47	11	1,395	682	616	147	506	1,194
1997	76	86	4.98	5	43	0	1,581	891	802	172	596	1,059
1998	98	64	3.63	14	*59	11	1,384	635	587	139	501	1,217
1999	74	88	4.47	5	43	6	1,454	781	705	193	529	1,078
2000	76	86	4.52	5	46	5	1,443	815	733	191	649	1,071
2001	79	83	4.52	5	46	1	1,519	812	724	219	476	1,088
2002	66	96	4.62	5	40	2	1,522	815	737	177	582	1,108
2003	64	98	4.87	2	31	10	1,458	831	774	208	611	1,091
2004	87	75	4.03	3	44	8	1,460	705	645	184	422	1,079
2005	82	80	4.13	4	45	8	1,452	726	668	146	503	1,133
2006	88	74	*3.87	4	*50	11	1,385	*679	*629	176	468	1,097
2007	89	74	*3.70	1	45	*20	1,406	*666	*611	119	*474	1,136
2008	63	99	4.41	3	30	6	1,466	764	714	165	561	1,100
2009	75	87	4.37	2	45	9	1,422	769	704	167	603	1,187
2010	90	72	3.39	2	49	20	1,305	*581	549	139	517	1,295
2011	71	91	3.42	0	44	10	1,324	611	551	125	521	1,139
2012	76	86	4.01	4	43	11	1,356	710	640	162	539	1,205
2013	76	86	3.98	3	40	6	1,407	700	643	156	525	1,171
2014	77	85	3.27	4	41	10	1,300	577	523	117	462	1,284
2015	74	88	4.09	1	41	6	1,371	731	655	171	516	1,393
2016	68	94	4.43	1	35	9	1,425	770	708	183	569	1,222
2017	71	91	4.67	2	45	12	1,417	816	742	226	554	1,325
2018	66	96	4.40	0	36	5	1,430	767	713	185	519	1,399
2019	70	92	4.60	0	47	6	1,394	789	732	215	463	1,475

\* Led League

#Tied for League Lead



## ANNUAL BATTING LEADERS

AVG			Hits			HR		
1969	Ollie Brown	.264	1969	Ollie Brown	150	1969	Nate Colbert	24
1970	Clarence Gaston	.318	1970	Clarence Gaston	186	1970	Nate Colbert	38
1971	Ollie Brown	.273	1971	Nate Colbert	149	1971	Nate Colbert	27
1972	Clarence Gaston	.269	1972	Nate Colbert	141	1972	Nate Colbert	38
1973	Dave Roberts	.286	1973	Colbert and Kendall	143	1973	Nate Colbert	22
1974	John Grubb	.286	1974	Dave Winfield	132	1974	Willie McCovey	22
1975	Tito Fuentes	.280	1975	Tito Fuentes	158	1975	Willie McCovey	23
1976	Mike Ivie	.291	1976	Dave Winfield	139	1976	Dave Winfield	13
1977	George Hendrick	.311	1977	Dave Winfield	169	1977	Dave Winfield	25
1978	Dave Winfield	.308	1978	Dave Winfield	181	1978	Dave Winfield	24
1979	Dave Winfield	.308	1979	Dave Winfield	184	1979	Dave Winfield	34
1980	Gene Richards	.301	1980	Gene Richards	193	1980	Dave Winfield	20
1981	Luis Salazar	.303	1981	Luis Salazar	121	1981	Jim Lefebvre	8
1982	Terry Kennedy	.295	1982	Terry Kennedy	166	1982	Terry Kennedy	21
1983	Terry Kennedy	.284	1983	Terry Kennedy	156	1983	Terry Kennedy	17
1984	Tony Gwynn	*.351	1984	Tony Gwynn	*213	1984	McReynolds and Nettles	20
1985	Tony Gwynn	.317	1985	Tony Gwynn	197	1985	Carmelo Martinez	21
1986	Tony Gwynn	.329	1986	Tony Gwynn	*211	1986	Kevin McReynolds	26
1987	Tony Gwynn	*.370	1987	Tony Gwynn	*218	1987	John Kruk	20
1988	Tony Gwynn	*.313	1988	Tony Gwynn	163	1988	Carmelo Martinez	18
1989	Tony Gwynn	*.336	1989	Tony Gwynn	*203	1989	Jack Clark	26
1990	Gwynn and Roberts	.309	1990	Tony Gwynn	177	1990	Jack Clark	25
1991	Tony Gwynn	.317	1991	Tony Gwynn	168	1991	Fred McGriff	31
1992	Gary Sheffield	*.330	1992	Gary Sheffield	184	1992	Fred McGriff	*35
1993	Tony Gwynn	.358	1993	Tony Gwynn	175	1993	Phil Plantier	34
1994	Tony Gwynn	*.394	1994	Tony Gwynn	*165	1994	Phil Plantier	18
1995	Tony Gwynn	*.368	1995	Tony Gwynn	#197	1995	Ken Caminiti	26
1996	Tony Gwynn	*.353	1996	Steve Finley	195	1996	Ken Caminiti	40
1997	Tony Gwynn	*.372	1997	Tony Gwynn	*220	1997	Steve Finley	28
1998	Tony Gwynn	.321	1998	Greg Vaughn	156	1998	Greg Vaughn	50
1999	Tony Gwynn	.339	1999	Tony Gwynn	139	1999	Reggie Sanders	26
2000	Phil Nevin	.303	2000	Eric Owens	171	2000	Phil Nevin	31
2001	Phil Nevin	.306	2001	Phil Nevin	167	2001	Phil Nevin	41
2002	Ryan Klesko	.300	2002	Mark Kotsay	169	2002	Ryan Klesko	29
2003	Mark Loretta	.314	2003	Mark Loretta	185	2003	Ryan Klesko	21
2004	Mark Loretta	.335	2004	Mark Loretta	208	2004	Phil Nevin	26
2005	Brian Giles	.301	2005	Brian Giles	164	2005	Ryan Klesko	18
2006	Adrian Gonzalez	.304	2006	Adrian Gonzalez	173	2006	Adrian Gonzalez	24
2007	Adrian Gonzalez	.282	2007	Adrian Gonzalez	182	2007	Adrian Gonzalez	30
2008	Brian Giles	.306	2008	Adrian Gonzalez	172	2008	Adrian Gonzalez	36
2009	Adrian Gonzalez	.277	2009	Adrian Gonzalez	153	2009	Adrian Gonzalez	40
2010	Adrian Gonzalez	.298	2010	Adrian Gonzalez	176	2010	Adrian Gonzalez	31
2011	Cameron Maybin	.264	2011	Bartlett and Maybin	136	2011	Ryan Ludwick	11
2012	Chase Headley	.286	2012	Chase Headley	173	2012	Chase Headley	31
2013	Chris Denorfia	.279	2013	Chris Denorfia	132	2013	Jedd Gyorko	23
2014	Seth Smith	.266	2014	Seth Smith	118	2014	Yasmani Grandal	15
2015	Yangervis Solarte	.270	2015	Matt Kemp	158	2015	Justin Upton	26
2016	Wil Myers	.259	2016	Wil Myers	155	2016	Wil Myers	28
2017	Manuel Margot	.263	2017	Wil Myers	138	2017	Wil Myers	30
2018	Eric Hosmer	.253	2018	Eric Hosmer	155	2018	Hunter Renfroe	26
2019	Eric Hosmer	.265	2019	Eric Hosmer	164	2019	Hunter Renfroe	33

Min. 502 PA for single-season AVG.

\*League Leader

#tied for League Lead

# HISTORY & RECORDS

## ANNUAL BATTING LEADERS

2B			3B			RBI		
1969	Al Ferrara	22	1969	Nate Colbert	9	1969	Nate Colbert	66
1970	Ollie Brown	34	1970	Clarence Gaston	9	1970	Clarence Gaston	93
1971	Nate Colbert	25	1971	Clarence Gaston	9	1971	Nate Colbert	84
1972	Nate Colbert	27	1972	Lee and Morales	7	1972	Nate Colbert	111
1973	Nate Colbert	25	1973	Clarence Gaston	4	1973	Nate Colbert	80
1974	Derrel Thomas	24	1974	Derrel Thomas	6	1974	Dave Winfield	75
1975	John Grubb	36	1975	Bobby Tolan	4	1975	Dave Winfield	76
1976	Dave Winfield	26	1976	Willie Davis	10	1976	Mike Ivie	70
1977	Ivie and Winfield	29	1977	Almon and Richards	11	1977	Dave Winfield	92
1978	Dave Winfield	30	1978	Gene Richards	*12	1978	Dave Winfield	97
1979	Dave Winfield	29	1979	Dave Winfield	10	1979	Dave Winfield	*118
1980	Gene Richards	26	1980	Gene Richards	8	1980	Dave Winfield	87
1981	Ruppert Jones	34	1981	Gene Richards	12	1981	Gene Richards	42
1982	Terry Kennedy	42	1982	Richards and Templeton	8	1982	Terry Kennedy	97
1983	Terry Kennedy	27	1983	Juan Bonilla	4	1983	Terry Kennedy	98
1984	Carmelo Martinez	28	1984	Tony Gwynn	10	1984	Steve Garvey	86
1985	Steve Garvey	34	1985	Steve Garvey	6	1985	Steve Garvey	81
1986	Tony Gwynn	33	1986	Tony Gwynn	7	1986	Kevin McReynolds	96
1987	Tony Gwynn	36	1987	Tony Gwynn	13	1987	John Kruk	91
1988	Roberto Alomar	24	1988	Garry Templeton	7	1988	Tony Gwynn	70
1989	Alomar and Gwynn	27	1989	Bip Roberts	8	1989	Jack Clark	94
1990	Bip Roberts	36	1990	Tony Gwynn	10	1990	Joe Carter	115
1991	Fernandez and Gwynn	27	1991	Tony Gwynn	11	1991	Fred McGriff	106
1992	Gary Sheffield	34	1992	Jerald Clark	6	1992	Fred McGriff	104
1993	Tony Gwynn	41	1993	Jeff Gardner	7	1993	Phil Plantier	100
1994	Tony Gwynn	35	1994	Bip Roberts	5	1994	Tony Gwynn	64
1995	Caminiti and Gwynn	33	1995	Steve Finley	8	1995	Ken Caminiti	94
1996	Steve Finley	45	1996	Steve Finley	9	1996	Ken Caminiti	130
1997	Tony Gwynn	49	1997	Steve Finley	5	1997	Tony Gwynn	119
1998	Steve Finley	40	1998	Steve Finley	6	1998	Greg Vaughn	119
1999	Gwynn and Nevin	27	1999	Eric Owens	3	1999	Phil Nevin	85
2000	Phil Nevin	34	2000	Eric Owens	7	2000	Phil Nevin	107
2001	Phil Nevin	41	2001	Jackson and Klesko	6	2001	Phil Nevin	126
2002	Ryan Klesko	39	2002	Mark Kotsay	7	2002	Ryan Klesko	95
2003	Kotsay and Loretta	28	2003	Sean Burroughs	6	2003	Mark Loretta	72
2004	Brian Giles	33	2004	Brian Giles	7	2004	Phil Nevin	105
2005	Brian Giles	38	2005	Dave Roberts	10	2005	Brian Giles	83
2006	Adrian Gonzalez	38	2006	Dave Roberts	13	2006	Cameron and Giles	83
2007	Adrian Gonzalez	46	2007	Mike Cameron	6	2007	Adrian Gonzalez	100
2008	Brian Giles	40	2008	Gerut, Giles and Kouzmanoff	4	2008	Adrian Gonzalez	119
2009	Headley and Kouzmanoff	31	2009	Everth Cabrera	8	2009	Adrian Gonzalez	99
2010	Adrian Gonzalez	33	2010	Will Venable	7	2010	Adrian Gonzalez	101
2011	Chase Headley	28	2011	Cameron Maybin	8	2011	Ryan Ludwick	64
2012	Yonder Alonso	39	2012	Will Venable	8	2012	Chase Headley	*115
2013	Chase Headley	35	2013	Will Venable	8	2013	Jedd Gyorko	63
2014	Seth Smith	31	2014	Seth Smith	5	2014	Jedd Gyorko	51
2015	Norris and Solarte	33	2015	Cory Spangenberg	5	2015	Matt Kemp	100
2016	Wil Myers	29	2016	Ryan Schimpf	5	2016	Wil Myers	94
2017	Wil Myers	29	2017	Manuel Margot	7	2017	Wil Myers	74
2018	Galvis and Hosmer	31	2018	Manuel Margot	8	2018	Eric Hosmer	69
2019	Eric Hosmer	29	2019	Fernando Tatis Jr.	6	2019	Eric Hosmer	99

\*League Leader

#tied for League Lead



## ANNUAL BATTING LEADERS

XBH			Runs			SB		
1969	Nate Colbert	53	1969	Ollie Brown	76	1969	Jose Arcia	14
1970	Nate Colbert	61	1970	Clarence Gaston	92	1970	Dave Campbell	18
1971	Nate Colbert	55	1971	Nate Colbert	81	1971	Enzo Hernandez	21
1972	Nate Colbert	67	1972	Nate Colbert	87	1972	Enzo Hernandez	24
1973	Nate Colbert	49	1973	Nate Colbert	73	1973	Hernandez and Thomas	15
1974	McCovey and Winfield	42	1974	Dave Winfield	57	1974	Enzo Hernandez	37
1975	John Grubb	42	1975	Dave Winfield	74	1975	Dave Winfield	23
1976	Dave Winfield	43	1976	Dave Winfield	81	1976	Dave Winfield	26
1977	Dave Winfield	61	1977	Dave Winfield	104	1977	Gene Richards	56
1978	Dave Winfield	59	1978	Gene Richards	90	1978	Ozzie Smith	40
1979	Dave Winfield	71	1979	Dave Winfield	97	1979	Ozzie Smith	28
1980	Dave Winfield	51	1980	Gene Richards	91	1980	Gene Richards	61
1981	Ruppert Jones	39	1981	Jones and Smith	53	1981	Ozzie Smith	22
1982	Terry Kennedy	64	1982	Garry Templeton	76	1982	Alan Wiggins	33
1983	Terry Kennedy	45	1983	Alan Wiggins	83	1983	Alan Wiggins	66
1984	Kevin McReynolds	52	1984	Alan Wiggins	106	1984	Alan Wiggins	70
1985	Steve Garvey	57	1985	Tony Gwynn	90	1985	Garry Templeton	16
1986	Kevin McReynolds	63	1986	Tony Gwynn	#107	1986	Tony Gwynn	37
1987	Tony Gwynn	56	1987	Tony Gwynn	119	1987	Tony Gwynn	56
1988	Roberto Alomar	39	1988	Roberto Alomar	84	1988	Tony Gwynn	26
1989	Jack Clark	46	1989	Alomar and Gwynn	82	1989	Roberto Alomar	42
1990	Joe Carter	52	1990	Bip Roberts	104	1990	Bip Roberts	46
1991	Fred McGriff	51	1991	Fred McGriff	84	1991	Bip Roberts	26
1992	Gary Sheffield	70	1992	Gary Sheffield	87	1992	Tony Fernandez	20
1993	Fred McGriff	68	1993	Ricky Gutierrez	76	1993	Derek Bell	26
1994	Tony Gwynn	48	1994	Tony Gwynn	79	1994	Derek Bell	24
1995	Ken Caminiti	59	1995	Steve Finley	104	1995	Steve Finley	36
1996	Steve Finley	84	1996	Steve Finley	126	1996	Rickey Henderson	37
1997	Tony Gwynn	68	1997	Steve Finley	101	1997	Quilvio Veras	33
1998	Greg Vaughn	82	1998	Greg Vaughn	112	1998	Quilvio Veras	24
1999	Reggie Sanders	57	1999	Quilvio Veras	95	1999	Reggie Sanders	36
2000	Phil Nevin	66	2000	Ryan Klesko	88	2000	Eric Owens	29
2001	Phil Nevin	72	2001	Ryan Klesko	105	2001	Rickey Henderson	25
2002	Ryan Klesko	69	2002	Ryan Klesko	90	2002	Mark Kotsay	11
2003	Mark Loretta	45	2003	Mark Loretta	74	2003	Gary Matthews Jr.	12
2004	Mark Loretta	65	2004	Mark Loretta	108	2004	Kerry Robinson	11
2005	Brian Giles	61	2005	Brian Giles	92	2005	Dave Roberts	23
2006	Mike Cameron	65	2006	Mike Cameron	88	2006	Dave Roberts	49
2007	Adrian Gonzalez	79	2007	Adrian Gonzalez	101	2007	Mike Cameron	18
2008	Adrian Gonzalez	69	2008	Adrian Gonzalez	103	2008	Tadahito Iguchi	8
2009	Adrian Gonzalez	69	2009	Adrian Gonzalez	90	2009	Everth Cabrera	25
2010	Adrian Gonzalez	64	2010	Adrian Gonzalez	87	2010	Will Venable	29
2011	Cameron Maybin	41	2011	Cameron Maybin	82	2011	Cameron Maybin	40
2012	Chase Headley	64	2012	Chase Headley	95	2012	Everth Cabrera	*44
2013	Will Venable	52	2013	Chris Denorfia	67	2013	Everth Cabrera	37
2014	Seth Smith	48	2014	Seth Smith	55	2014	Everth Cabrera	18
2015	Matt Kemp	57	2015	Justin Upton	85	2015	Justin Upton	19
2016	Wil Myers	61	2016	Wil Myers	99	2016	Travis Jankowski	30
2017	Wil Myers	62	2017	Wil Myers	80	2017	Wil Myers	20
2018	Eric Hosmer	51	2018	Eric Hosmer	72	2018	Travis Jankowski	24
2019	Manny Machado	55	2019	Manny Machado	81	2019	Manuel Margot	20

\*League Leader

#tied for League Lead

# HISTORY & RECORDS

## ANNUAL PITCHING LEADERS

ERA			Wins			SO		
1969	Joe Niekro	3.70	1969	Niekro and Santorini	8	1969	Clay Kirby	113
1970	Danny Coombs	3.30	1970	Pat Dobson	12	1970	Pat Dobson	185
1971	Dave Roberts	2.10	1971	Clay Kirby	15	1971	Clay Kirby	231
1972	Clay Kirby	3.13	1972	Clay Kirby	12	1972	Clay Kirby	175
1973	Bill Greif	3.21	1973	Steve Arlin	11	1973	Clay Kirby	129
1974	Dave Freisleben	3.65	1974	Freisleben, Greif, Hardy and Spillner	9	1974	Bill Greif	137
1975	Randy Jones	*2.24	1975	Randy Jones	20	1975	Dan Spillner	104
1976	Randy Jones	2.74	1976	Randy Jones	*22	1976	Brent Storm	103
1977	Bob Shirley	3.70	1977	Bob Shirley	12	1977	Bob Shirley	146
1978	Gaylord Perry	2.72	1978	Gaylord Perry	21	1978	Gaylord Perry	154
1979	Gaylord Perry	3.05	1979	Gaylord Perry	12	1979	Gaylord Perry	140
1980	John Curtis	3.51	1980	Shirley and Fingers	11	1980	Steve Mura	107
1981	Juan Eichelberger	3.51	1981	Juan Eichelberger	8	1981	Juan Eichelberger	81
1982	Tim Lollar	3.13	1982	Tim Lollar	16	1982	Tim Lollar	150
1983	Dave Dravecky	3.58	1983	Eric Show	15	1983	Tim Lollar	135
1984	Mark Thurmond	2.97	1984	Eric Show	15	1984	Tim Lollar	131
1985	Dave Dravecky	2.93	1985	Andy Hawkins	18	1985	Eric Show	141
1986	Dave Dravecky	3.07	1986	Hawkins and McCullers	10	1986	Andy Hawkins	117
1987	Eric Show	3.84	1987	Ed Whitson	10	1987	Ed Whitson	135
1988	Eric Show	3.26	1988	Eric Show	16	1988	Eric Show	144
1989	Ed Whitson	2.66	1989	Ed Whitson	16	1989	Bruce Hurst	179
1990	Ed Whitson	2.60	1990	Ed Whitson	14	1990	Bruce Hurst	162
1991	Andy Benes	3.03	1991	Benes and Hurst	15	1991	Andy Benes	167
1992	Andy Benes	3.35	1992	Bruce Hurst	14	1992	Andy Benes	169
1993	Andy Benes	3.35	1993	Andy Benes	15	1993	Andy Benes	179
1994	Joey Hamilton	2.98	1994	Joey Hamilton	9	1994	Andy Benes	*189
1995	Andy Ashby	2.94	1995	Andy Ashby	12	1995	Andy Ashby	150
1996	Fernando Valenzuela	3.62	1996	Joey Hamilton	15	1996	Joey Hamilton	184
1997	Andy Ashby	4.13	1997	Joey Hamilton	12	1997	Andy Ashby	144
1998	Kevin Brown	2.38	1998	Kevin Brown	18	1998	Kevin Brown	257
1999	Andy Ashby	3.80	1999	Andy Ashby	14	1999	Sterling Hitchcock	194
2000	Woody Williams	3.75	2000	Matt Clement	13	2000	Matt Clement	170
2001	Kevin Jarvis	4.79	2001	Kevin Jarvis	12	2001	Kevin Jarvis	133
2002	Brian Lawrence	3.69	2002	Brian Lawrence	12	2002	Brian Lawrence	149
2003	Adam Eaton	4.08	2003	Jake Peavy	12	2003	Jake Peavy	156
2004	Jake Peavy	*2.27	2004	Lawrence and Peavy	15	2004	Jake Peavy	173
2005	Jake Peavy	2.88	2005	Jake Peavy	13	2005	Jake Peavy	*216
2006	Chris Young	3.46	2006	Woody Williams	12	2006	Jake Peavy	215
2007	Jake Peavy	*2.54	2007	Jake Peavy	*19	2007	Jake Peavy	*240
2008	Jake Peavy	2.85	2008	Jake Peavy	10	2008	Jake Peavy	166
2009	Kevin Correia	3.91	2009	Kevin Correia	12	2009	Kevin Correia	142
2010	Mat Latos	2.92	2010	Garland, Latos and Richard	14	2010	Mat Latos	189
2011	Mat Latos	3.47	2011	Aaron Harang	14	2011	Mat Latos	185
2012	Clayton Richard	3.99	2012	Clayton Richard	14	2012	Edinson Volquez	174
2013	Andrew Cashner	3.09	2013	Eric Stults	11	2013	Eric Stults	131
2014	Tyson Ross	2.81	2014	Ian Kennedy and Tyson Ross	13	2014	Ian Kennedy	207
2015	Tyson Ross	3.26	2015	James Shields	13	2015	James Shields	216
2016	Brad Hand	2.92	2016	Luis Perdomo	9	2016	Drew Pomeranz	115
2017	Brad Hand	2.16	2017	Jhoulys Chacin	13	2017	Jhoulys Chacin	153
2018	Matt Strahm	2.05	2018	Lucchesi and Stammen	8	2018	Joey Lucchesi	145
2019	Kirby Yates	*1.19	2019	Joey Lucchesi	10	2019	Joey Lucchesi	158

ERA is minimum 60 IP.

\*League Leader

#tied for League Lead



## ANNUAL PITCHING LEADERS

IP		Complete Games		Shutouts				
1969	Clay Kirby	215.2	1969	Joe Niekro	8	1969	Joe Niekro	3
1970	Pat Dobson	215.0	1970	Pat Dobson	8	1970	David A. Roberts	2
1971	Dave Roberts	269.2	1971	Dave Roberts	14	1971	Steve Arlin	4
1972	Steve Arlin	250.0	1972	Steve Arlin	12	1972	Fred Norman	6
1973	Bill Greif	199.1	1973	Bill Greif	9	1973	Arlin and Greif	3
1974	Bill Greif	226.0	1974	Bill Greif	7	1974	Dan Spillner	2
1975	Randy Jones	285.0	1975	Randy Jones	18	1975	Randy Jones	6
1976	Randy Jones	*315.1	1976	Randy Jones	*25	1976	Randy Jones	5
1977	Bob Shirley	214.0	1977	Bob Owchinko	3	1977	Bob Owchinko	2
1978	Gaylord Perry	260.2	1978	Randy Jones	7	1978	Jones, Perry and Rasmus	2
1979	Randy Jones	263.0	1979	Gaylord Perry	10	1979	Eric Rasmussen	3
1980	John Curtis	187.0	1980	John Curtis	6	1980	Randy Jones	3
1981	Juan Eichelberger	141.1	1981	Chris Welsh	4	1981	Chris Welsh	2
1982	Tim Lollar	232.2	1982	Juan Eichelberger	8	1982	Lollar and Show	2
1983	Eric Show	200.2	1983	Dave Dravecky	9	1983	Eric Show	2
1984	Eric Show	206.2	1984	Dravecky, Lollar and Show	3	1984	Dravecky and Lollar	2
1985	Eric Show	233.0	1985	LaMarr Hoyt	8	1985	LaMarr Hoyt	3
1986	Andy Hawkins	209.1	1986	Dravecky and Hawkins	3	1986	Dravecky, Hawkins, Jones and Thurmond	1
1987	Eric Show	206.1	1987	Eric Show	5	1987	Eric Show	3
1988	Eric Show	234.2	1988	Eric Show	13	1988	Andy Hawkins	2
1989	Bruce Hurst	244.2	1989	Bruce Hurst	10	1989	Bruce Hurst	2
1990	Ed Whitson	228.2	1990	Bruce Hurst	9	1990	Bruce Hurst	4
1991	Andy Benes	223.0	1991	Benes and Hurst	4	1991	Greg Harris	2
1992	Andy Benes	231.1	1992	Bruce Hurst	6	1992	Bruce Hurst	4
1993	Andy Benes	230.2	1993	Benes and Gr. Harris	4	1993	Andy Benes	2
1994	Andy Benes	172.1	1994	Andy Ashby	4	1994	Andy Benes	2
1995	Joey Hamilton	204.1	1995	Ashby and Hamilton	2	1995	Ashby and Hamilton	2
1996	Joey Hamilton	211.2	1996	Joey Hamilton	3	1996	Joey Hamilton	1
1997	Andy Ashby	200.2	1997	Andy Ashby	2	1997	none	—
1998	Kevin Brown	257.0	1998	Kevin Brown	7	1998	Kevin Brown	3
1999	Woody Williams	208.1	1999	Andy Ashby	4	1999	Andy Ashby	3
2000	Matt Clement	205.0	2000	Woody Williams	4	2000	none	—
2001	Bobby Jones	195.0	2001	Adam Eaton	2	2001	Kevin Jarvis	1
2002	Brian Lawrence	210.0	2002	Brett Tomko	3	2002	Brian Lawrence	2
2003	Brian Lawrence	210.2	2003	Eaton and Lawrence	1	2003	none	—
2004	Brian Lawrence	203.0	2004	Brian Lawrence	2	2004	Brian Lawrence	1
2005	Jake Peavy	203.0	2005	Jake Peavy	3	2005	Jake Peavy	3
2006	Jake Peavy	202.1	2006	Jake Peavy	2	2006	Hensley and Park	1
2007	Jake Peavy	223.1	2007	Greg Maddux	1	2007	none	—
2008	Jake Peavy	173.2	2008	Banks, Peavy and Young	1	2008	none	—
2009	Kevin Correia	198.0	2009	Correia and Peavy	1	2009	Kevin Correia	1
2010	Clayton Richard	201.2	2010	Latos and Richard	1	2010	Latos and Richard	1
2011	Mat Latos	194.1	2011	none	—	2011	none	—
2012	Clayton Richard	218.2	2012	Bass, Marquis, Richard and Volquez	1	2012	Marquis, Richard and Volquez	1
2013	Eric Stults	203.2	2013	Eric Stults	2	2013	Andrew Cashner	1
2014	Ian Kennedy	201.0	2014	Cashner and Ross	2	2014	Andrew Cashner	2
2015	James Shields	202.1	2015	Tyson Ross	1	2015	none	—
2016	Luis Perdomo	146.2	2016	Luis Perdomo	1	2016	none	—
2017	Clayton Richard	197.1	2017	Clayton Richard	2	2017	Clayton Richard	1
2018	Clayton Richard	158.2	2018	none	—	2018	none	—
2019	Joey Lucchesi	163.2	2019	none	—	2019	none	—

\*League Leader

#Tied for League Lead

# HISTORY & RECORDS

## ANNUAL PITCHING LEADERS

Saves			Games Started			Appearances		
1969	Billy McCool	7	1969	Clay Kirby	35	1969	Jack Baldschun	61
1970	Tom Dukes	10	1970	Kirby and Dobson	34	1970	Ron Herbel	64
1971	Al Severinsen	8	1971	Clay Kirby	36	1971	Al Severinsen	59
1972	Mike Corkins	6	1972	Steve Arlin	37	1972	Gary Ross	60
1973	Mike Caldwell	10	1973	Greif and Kirby	31	1973	Gary Ross	58
1974	Vicente Romo	9	1974	Bill Greif	35	1974	Larry Hardy	76
1975	Frisella and Greif	9	1975	Randy Jones	36	1975	Dave Tomlin	67
1976	Butch Metzger	16	1976	Randy Jones	40	1976	Butch Metzger	77
1977	Rollie Fingers	*35	1977	Bob Shirley	35	1977	Rollie Fingers	78
1978	Rollie Fingers	*37	1978	Gaylord Perry	37	1978	Rollie Fingers	67
1979	Rollie Fingers	13	1979	Randy Jones	39	1979	Rollie Fingers	54
1980	Rollie Fingers	23	1980	Curtis and Wise	27	1980	Rollie Fingers	66
1981	Gary Lucas	13	1981	Juan Eichelberger	24	1981	Gary Lucas	57
1982	Gary Lucas	13	1982	Tim Lollar	34	1982	Gary Lucas	65
1983	Gary Lucas	17	1983	Eric Show	33	1983	Luis DeLeon	63
1984	Rich Gossage	25	1984	Eric Show	35	1984	Gossage and Lefferts	62
1985	Rich Gossage	26	1985	Lollar and Whitson	31	1985	Craig Lefferts	60
1986	Rich Gossage	21	1986	Show and Whitson	34	1986	Craig Lefferts	83
1987	Lance McCullers	16	1987	Andy Hawkins	34	1987	Lance McCullers	78
1988	Mark Davis	28	1988	Hawkins and Whitson	33	1988	Mark Davis	62
1989	Mark Davis	*44	1989	Hurst, Rasmussen and Whitson	33	1989	Mark Davis	70
1990	Craig Lefferts	23	1990	Bruce Hurst	33	1990	Greg Harris	73
1991	Craig Lefferts	23	1991	Andy Benes	33	1991	Maddux and Rodriguez	64
1992	Randy Myers	38	1992	Andy Benes	34	1992	Randy Myers	66
1993	Gene Harris	23	1993	Greg Harris	35	1993	Gene Harris	59
1994	Trevor Hoffman	20	1994	Andy Benes	25	1994	Pedro Martinez	48
1995	Trevor Hoffman	31	1995	Andy Ashby	31	1995	Trevor Hoffman	55
1996	Trevor Hoffman	42	1996	Hamilton and Tewksbury	33	1996	Trevor Hoffman	70
1997	Trevor Hoffman	37	1997	Andy Ashby	30	1997	Trevor Hoffman	70
1998	Trevor Hoffman	*53	1998	Kevin Brown	35	1998	Dan Miceli	67
1999	Trevor Hoffman	40	1999	Hitchcock and Williams	33	1999	Dan Miceli	66
2000	Trevor Hoffman	43	2000	Matt Clement	34	2000	Hoffman and Walker	70
2001	Trevor Hoffman	43	2001	Bobby Jones	33	2001	Trevor Hoffman	62
2002	Trevor Hoffman	38	2002	Brett Tomko	32	2002	Jeremy Fikac	65
2003	Rod Beck	20	2003	Brian Lawrence	33	2003	Mike Matthews	77
2004	Trevor Hoffman	41	2004	Brian Lawrence	34	2004	Linebrink and Otsuka	73
2005	Trevor Hoffman	43	2005	Brian Lawrence	33	2005	Scott Linebrink	73
2006	Trevor Hoffman	*46	2006	Jake Peavy	32	2006	Embree and Linebrink	73
2007	Trevor Hoffman	42	2007	Maddux and Peavy	34	2007	Heath Bell	81
2008	Trevor Hoffman	30	2008	Jake Peavy	27	2008	Heath Bell	74
2009	Heath Bell	*42	2009	Kevin Correia	33	2009	Luke Gregerson	72
2010	Heath Bell	47	2010	Garland and Richard	33	2010	Luke Gregerson	80
2011	Heath Bell	43	2011	Latos and Stauffer	31	2011	Chad Qualls	77
2012	Huston Street	23	2012	Clayton Richard	#33	2012	Luke Gregerson	77
2013	Huston Street	33	2013	Eric Stults	33	2013	Luke Gregerson	73
2014	Huston Street	24	2014	Ian Kennedy	33	2014	Thayer and Torres	70
2015	Craig Kimbrel	39	2015	Ross and Shields	33	2015	Joaquin Benoit	67
2016	Fernando Rodney	17	2016	Christian Friedrich	23	2016	Brad Hand	*82
2017	Brad Hand	21	2017	Chacin and Richard	32	2017	Brad Hand	72
2018	Brad Hand	24	2018	Clayton Richard	27	2018	Craig Stammen	73
2019	Kirby Yates*	41	2019	Joey Lucchesi	30	2019	Craig Stammen	76

\*League Leader

#Tied for League Lead





## CAREER BATTING LEADERS

Games		
1	Tony Gwynn	2,440
2	Garry Templeton	1,286
3	Dave Winfield	1,117
4	Tim Flannery	972
5	Gene Richards	939
6	Chase Headley	935
7	Will Venable	918
8	Nate Colbert	866
9	Terry Kennedy	835
10	Brian Giles	833

Hits		
1	Tony Gwynn	3,141
2	Garry Templeton	1,135
3	Dave Winfield	1,134
4	Gene Richards	994
5	Chase Headley	879
6	Brian Giles	872
7	Adrian Gonzalez	856
8	Phil Nevin	842
9	Terry Kennedy	817
10	Ryan Klesko	786

Runs Scored		
1	Tony Gwynn	1,383
2	Dave Winfield	599
3	Gene Richards	484
4	Brian Giles	470
5	Adrian Gonzalez	464
6	Ryan Klesko	449
7	Nate Colbert	442
8	Garry Templeton	430
9	Phil Nevin	428
10	Steve Finley	423

AVG		
1	Tony Gwynn	.338
2	Mark Loretta	.314
3	Bip Roberts	.298
4	Ken Caminiti	.295
5	Gene Richards	.291
6	Wally Joyner	.291
7	Adrian Gonzalez	.288
8	Phil Nevin	.288
9	Johnny Grubb	.286
10	Dave Winfield	.284

2B		
1	Tony Gwynn	543
2	Garry Templeton	195
3	Brian Giles	189
4	Chase Headley	187
5	Dave Winfield	179
6	Adrian Gonzalez	176
	Ryan Klesko	176
8	Terry Kennedy	158
	Phil Nevin	158
10	Khalil Greene	150

AB		
1	Tony Gwynn	9,288
2	Garry Templeton	4,512
3	Dave Winfield	3,997
4	Gene Richards	3,414
5	Chase Headley	3,338
6	Brian Giles	3,129
7	Nate Colbert	3,080
8	Terry Kennedy	2,987
9	Adrian Gonzalez	2,975
10	Phil Nevin	2,928

OBP		
1	Gene Tenace	.403
2	Tony Gwynn	.388
3	Fred McGriff	.388
4	Ken Caminiti	.384
5	Ryan Klesko	.381
6	Brian Giles	.380
7	Mark Loretta	.377
8	Wally Joyner	.376
9	Adrian Gonzalez	.374
10	Quilvio Veras	.366

3B		
1	Tony Gwynn	85
2	Gene Richards	63
3	Dave Winfield	39
	Will Venable	39
5	Garry Templeton	36
6	Cito Gaston	29
7	Steve Finley	28
8	Tim Flannery	25
	Brian Giles	25
10	Luis Salazar	24

BB		
1	Tony Gwynn	790
2	Brian Giles	509
3	Ryan Klesko	470
4	Dave Winfield	463
5	Gene Tenace	423
6	Adrian Gonzalez	403
7	Chase Headley	383
8	Nate Colbert	350
9	Gene Richards	338
10	Carmelo Martinez	327

SLG		
1	Ken Caminiti	.540
2	Fred McGriff	.519
3	Adrian Gonzalez	.514
4	Phil Nevin	.503
5	Ryan Klesko	.491
6	Nate Colbert	.469
7	Dave Winfield	.464
8	Tony Gwynn	.459
9	Steve Finley	.458
10	Wil Myers	.447

HR		
1	Nate Colbert	163
2	Adrian Gonzalez	161
3	Phil Nevin	156
4	Dave Winfield	154
5	Tony Gwynn	135
6	Ryan Klesko	133
7	Ken Caminiti	121
8	Wil Myers	95
9	Hunter Renfroe	89
10	Chase Headley	87

SO		
1	Chase Headley	864
2	Nate Colbert	773
3	Will Venable	722
4	Garry Templeton	684
5	Phil Nevin	669
6	Wil Myers	657
7	Adrian Gonzalez	618
8	Cito Gaston	595
9	Dave Winfield	585
10	Khalil Greene	521

OPS		
1	Ken Caminiti	.924
2	Fred McGriff	.906
3	Adrian Gonzalez	.888
4	Ryan Klesko	.872
5	Phil Nevin	.862
6	Tony Gwynn	.847
7	Gene Tenace	.825
8	Dave Winfield	.821
9	Mark Loretta	.815
10	Brian Giles	.815

RBI		
1	Tony Gwynn	1,138
2	Dave Winfield	626
3	Phil Nevin	573
4	Adrian Gonzalez	501
5	Ryan Klesko	493
6	Nate Colbert	481
7	Garry Templeton	427
8	Terry Kennedy	424
9	Brian Giles	415
10	Chase Headley	405

SB		
1	Tony Gwynn	319
2	Gene Richards	242
3	Alan Wiggins	171
4	Bip Roberts	148
5	Ozzie Smith	147
6	Everth Cabrera	136
7	Dave Winfield	133
8	Will Venable	130
9	Enzo Hernandez	129
10	Garry Templeton	101

Min. 1,500 PA for AVG., OBP, SLG and OPS

# HISTORY & RECORDS

## CAREER PITCHING LEADERS

Wins		
1	Eric Show	100
2	Randy Jones	92
	Jake Peavy	92
4	Ed Whitson	77
5	Andy Ashby	70
6	Andy Benes	69
7	Andy Hawkins	60
8	Clayton Richard	58
9	Joey Hamilton	55
	Bruce Hurst	55

Losses		
1	Randy Jones	105
2	Eric Show	87
3	Clay Kirby	81
4	Andy Benes	75
5	Ed Whitson	72
6	Jake Peavy	68
	Clayton Richard	68
8	Trevor Hoffman	64
9	Steve Arlin	62
	Andy Ashby	62

Winning Percentage		
1	Bruce Hurst	.591
2	Jake Peavy	.575
3	Joey Hamilton	.556
4	Eric Show	.535
5	Adam Eaton	.534
6	Woody Williams	.531
7	Andy Ashby	.530
8	Ed Whitson	.517
9	Dave Dravecky	.515
10	Greg Harris	.513

Appearances		
1	Trevor Hoffman	902
2	Craig Lefferts	375
3	Luke Gregerson	363
4	Heath Bell	354
5	Eric Show	309
6	Scott Linebrink	306
7	Joe Thatcher	287
8	Rollie Fingers	265
9	Randy Jones	264
10	Dale Thayer	241

GS		
1	Randy Jones	253
2	Eric Show	230
3	Jake Peavy	212
4	Ed Whitson	208
5	Andy Benes	186
6	Andy Ashby	185
7	Clayton Richard	175
8	Andy Hawkins	172
9	Clay Kirby	170
10	Brian Lawrence	146

SHO		
1	Randy Jones	18
2	Steve Arlin	11
	Eric Show	11
4	Bruce Hurst	10
5	Andy Benes	8
6	Andy Hawkins	7
	Clay Kirby	7
8	Andy Ashby	6
	Dave Dravecky	6
	Dave Freisleben	6
	Fred Normon	6
	Ed Whitson	6

Saves		
1	Trevor Hoffman	552
2	Heath Bell	134
3	Rollie Fingers	108
4	Goose Gossage	83
5	Huston Street	80
6	Mark Davis	78
7	Craig Lefferts	64
8	Kirby Yates	54
9	Gary Lucas	49
10	Brad Hand	46

IP		
1	Randy Jones	1,766.0
2	Eric Show	1,603.1
3	Ed Whitson	1,354.1
4	Jake Peavy	1,342.2
5	Andy Benes	1,235.0
6	Andy Ashby	1,212.0
7	Clay Kirby	1,128.0
8	Andy Hawkins	1,102.2
9	Clayton Richard	1,046.1
10	Trevor Hoffman	952.1

ERA		
1	Trevor Hoffman	2.76
2	Dave Dravecky	3.12
3	Bruce Hurst	3.27
4	Jake Peavy	3.29
5	Randy Jones	3.30
6	Andy Benes	3.57
7	Eric Show	3.59
8	Andy Ashby	3.59
9	Ed Whitson	3.69
10	Clay Kirby	3.73

SO		
1	Jake Peavy	1,348
2	Andy Benes	1,036
3	Trevor Hoffman	1,029
4	Eric Show	951
5	Andy Ashby	829
6	Clay Kirby	802
7	Ed Whitson	767
8	Clayton Richard	678
9	Randy Jones	677
10	Joey Hamilton	639

BB		
1	Eric Show	593
2	Clay Kirby	505
3	Jake Peavy	435
4	Randy Jones	414
5	Andy Hawkins	412
6	Andy Benes	402
7	Clayton Richard	356
8	Steve Arlin	351
9	Ed Whitson	350
10	Dave Freisleben	346

Opponent AVG		
1	Trevor Hoffman	.211
2	Jake Peavy	.232
3	Andy Benes	.242
4	Clay Kirby	.243
5	Dave Dravecky	.243
6	Bruce Hurst	.244
7	Eric Show	.245
8	Ed Whitson	.256
9	Randy Jones	.256
10	Adam Eaton	.257

SO/9		
1	Trevor Hoffman	9.72
2	Jake Peavy	9.04
3	Andy Benes	7.55
4	Adam Eaton	7.04
5	Clay Kirby	6.4
6	Andy Ashby	6.16
7	Joey Hamilton	6.15
8	Bruce Hurst	6.08
9	Clayton Richard	5.83
10	Woody Williams	5.75

GIDP		
1	Randy Jones	176
2	Clayton Richard	139
3	Andy Ashby	122
4	Eric Show	114
5	Ed Whitson	103
6	Brian Lawrence	98
	Jake Peavy	98
8	Joey Hamilton	97
9	Andy Hawkins	88
10	Dave Dravecky	74

Min. 750.0 IP for ERA, Winning Percentage, SO/9 and Opponent AVG.



## SINGLE-SEASON BATTING LEADERS

Games Played			
1	Dave Winfield	1980	162
	Steve Garvey	1985	162
	Joe Carter	1990	162
	Adrian Gonzalez	2008	162
	Freddy Galvis	2018	162
6	Steve Garvey	1984	161
	Steve Finley	1996	161
	Adrian Gonzalez	2007	161
	Chase Headley	2010	161
	Chase Headley	2012	161

AVG.			
1	Tony Gwynn	1994	.394
2	Tony Gwynn	1997	.372
3	Tony Gwynn	1987	.370
4	Tony Gwynn	1995	.368
5	Tony Gwynn	1993	.358
6	Tony Gwynn	1984	.351
7	Tony Gwynn	1989	.336
8	Mark Loretta	2004	.335
9	Gary Sheffield	1992	.330
10	Tony Gwynn	1986	.329

OBP			
1	Tony Gwynn	1994	.454
2	Tony Gwynn	1987	.447
3	Brian Giles	2005	.423
4	Gene Tenace	1977	.415
5	Rickey Henderson	1996	.410
6	Jack Clark	1989	.410
7	Tony Gwynn	1984	.410
8	Tony Gwynn	1997	.409
9	Ken Caminiti	1996	.408
10	Adrian Gonzalez	2009	.407

SLG			
1	Ken Caminiti	1996	.621
2	Greg Vaughn	1998	.597
3	Phil Nevin	2001	.588
4	Gary Sheffield	1992	.580
5	Tony Gwynn	1994	.568
6	Dave Winfield	1979	.558
7	Fred McGriff	1992	.556
8	Adrian Gonzalez	2009	.551
9	Tony Gwynn	1997	.547
10	Cito Gaston	1970	.543

OPS			
1	Ken Caminiti	1996	1.028
2	Tony Gwynn	1994	1.022
3	Phil Nevin	2001	.976
4	Gary Sheffield	1992	.965
5	Greg Vaughn	1998	.960
6	Adrian Gonzalez	2009	.958
7	Tony Gwynn	1987	.958
8	Tony Gwynn	1997	.957
9	Dave Winfield	1979	.953
10	Fred McGriff	1992	.950

Hits			
1	Tony Gwynn	1997	220
2	Tony Gwynn	1987	218
3	Tony Gwynn	1984	213
4	Tony Gwynn	1986	211
5	Mark Loretta	2004	208
6	Tony Gwynn	1989	203
7	Tony Gwynn	1985	197
	Tony Gwynn	1995	197
9	Steve Finley	1996	195
10	Gene Richards	1980	193

2B			
1	Tony Gwynn	1997	49
2	Mark Loretta	2004	47
3	Adrian Gonzalez	2007	46
4	Steve Finley	1996	45
5	Khalil Greene	2007	44
6	Terry Kennedy	1982	42
7	Tony Gwynn	1993	41
8	Steve Finley	1998	40
	Brian Giles	2008	40
10	Ryan Klesko	2002	39
	Yonder Alonso	2012	39

3B			
1	Tony Gwynn	1987	13
	Dave Roberts	2006	13
3	Gene Richards	1978	12
	Gene Richards	1981	12
5	Bill Almon	1977	11
	Gene Richards	1977	11
	Tony Gwynn	1991	11
8	Willie Davis	1976	10
	Dave Winfield	1979	10
	Tony Gwynn	1984	10
	Tony Gwynn	1990	10
	Dave Roberts	2005	10

HR			
1	Greg Vaughn	1998	50
2	Phil Nevin	2001	41
3	Ken Caminiti	1996	40
	Adrian Gonzalez	2009	40
5	Nate Colbert	1970	38
	Nate Colbert	1972	38
7	Adrian Gonzalez	2008	36
8	Fred McGriff	1992	35
9	Dave Winfield	1979	34
	Phil Plantier	1993	34

RBI			
1	Ken Caminiti	1996	130
2	Phil Nevin	2001	126
3	Tony Gwynn	1997	119
	Greg Vaughn	1998	119
	Adrian Gonzalez	2008	119
6	Dave Winfield	1979	118
7	Joe Carter	1990	115
	Chase Headley	2012	115
9	Ryan Klesko	2001	113
10	Nate Colbert	1972	111

Runs Scored			
1	Steve Finley	1996	126
2	Tony Gwynn	1987	119
3	Greg Vaughn	1998	112
4	Rickey Henderson	1996	110
5	Ken Caminiti	1996	109
6	Mark Loretta	2004	108
7	Tony Gwynn	1986	107
8	Alan Wiggins	1984	106
9	Ryan Klesko	2001	105
10	Three Players		104

AB			
1	Steve Finley	1996	655
2	Steve Garvey	1985	654
3	Adrian Gonzalez	2007	646
4	Gene Richards	1980	642
	Tony Gwynn	1986	642
6	Joe Carter	1990	634
7	Kevin Kouzmanoff	2008	624
8	Roberto Alomar	1989	623
9	Tony Gwynn	1985	622
	Tony Fernandez	1992	622

BB			
1	Jack Clark	1989	132
2	Gene Tenace	1977	125
	Rickey Henderson	1996	125
4	Brian Giles	2005	119
	Adrian Gonzalez	2009	119
6	Gene Tenace	1979	105
	Fred McGriff	1991	105
8	Jack Clark	1990	104
	Brian Giles	2006	104
10	Gene Tenace	1978	101

SO			
1	Wil Myers	2017	180
2	Wil Myers	2019	168
3	Eric Hosmer	2019	163
4	Mike Cameron	2007	160
	Wil Myers	2016	160
6	Justin Upton	2015	159
7	Nate Colbert	1970	150
8	Phil Nevin	2001	147
	Matt Kemp	2015	147
	Freddy Galvis	2018	147

SB			
1	Alan Wiggins	1984	70
2	Alan Wiggins	1983	66
3	Gene Richards	1980	61
4	Ozzie Smith	1980	57
5	Gene Richards	1977	56
	Tony Gwynn	1987	56
7	Jerryumphrey	1980	52
8	Dave Roberts	2006	49
9	Bip Roberts	1990	46
10	Everth Cabrera	2012	44

# HISTORY & RECORDS

## SINGLE-SEASON PITCHING LEADERS

Wins			
1	Randy Jones	1976	22
2	Gaylord Perry	1978	21
3	Randy Jones	1975	20
4	Jake Peavy	2007	19
5	Andy Hawkins	1985	18
	Kevin Brown	1998	18
7	Andy Ashby	1998	17
8	Tim Lollar	1982	16
	LaMarr Hoyt	1985	16
	Eric Show	1988	16
	Ed Whitson	1989	16

Losses			
1	Randy Jones	1974	22
2	Steve Arlin	1972	21
3	Clay Kirby	1969	20
4	Steve Arlin	1971	19
	Bill Greif	1974	19
	Bobby Jones	2001	19
7	Clay Kirby	1973	18
	Bob Shirley	1977	18
9	Joe Niekro	1969	17
	Dave Roberts	1971	17
	Bill Greif	1973	17
	Matt Clement	2000	17
	Eric Stults	2014	17

Winning Percentage			
1	Gaylord Perry	1978	0.778
	Dennis Rasmussen	1988	0.778
3	Jake Peavy	2007	0.760
4	Butch Metzger	1976	0.733
5	Kevin Brown	1998	0.720
6	Jake Peavy	2004	0.714
7	Woody Williams	2006	0.706
8	Andy Hawkins	1985	0.692
9	Adam Eaton	2005	0.688
	Chris Young	2006	0.688

(min. 15 decisions)

Appearances			
1	Craig Leferts	1986	83
2	Brad Hand	2016	82
3	Heath Bell	2007	81
4	Cla Meredith	2007	80
	Luke Gregerson	2010	80
6	Rollie Fingers	1977	78
	Lance McCullers	1987	78
8	Butch Metzger	1976	77
	Mike Matthews	2003	77
	Chad Qualls	2011	77
	Luke Gregerson	2012	77

Games Started			
1	Randy Jones	1976	40
2	Randy Jones	1979	39
3	Steve Arlin	1972	37
	Gaylord Perry	1978	37
5	Clay Kirby	1971	36
	Randy Jones	1975	36
	Randy Jones	1978	36
8	Clay Kirby	1969	35
	Bill Greif	1974	35
	Bob Shirley	1977	35
	Eric Show	1985	35
	Andy Hawkins	1986	35
	Kevin Brown	1998	35

Complete Games			
1	Randy Jones	1976	25
2	Randy Jones	1975	18
3	Dave Roberts	1971	14
4	Clay Kirby	1971	13
	Eric Show	1988	13
6	Steve Arlin	1972	12
7	Steve Arlin	1971	10
	Fred Norman	1972	10
	Gaylord Perry	1979	10
	Bruce Hurst	1989	10

Shutouts			
1	Fred Norman	1972	6
	Randy Jones	1975	6
3	Randy Jones	1976	5
4	Steve Arlin	1971	4
	Bruce Hurst	1990	4
	Bruce Hurst	1992	4
7	13 Players		3

Saves			
1	Trevor Hoffman	1998	53
2	Heath Bell	2010	47
3	Trevor Hoffman	2006	46
4	Mark Davis	1989	44
5	Trevor Hoffman	2000	43
	Trevor Hoffman	2001	43
	Trevor Hoffman	2005	43
	Heath Bell	2011	43
9	Trevor Hoffman	1996	42
	Trevor Hoffman	2007	42
	Heath Bell	2009	42

IP			
1	Randy Jones	1976	315.1
2	Randy Jones	1975	285.0
3	Dave Roberts	1971	269.2
4	Clay Kirby	1971	267.1
5	Randy Jones	1979	263.0
6	Gaylord Perry	1978	260.2
7	Kevin Brown	1998	257.0
8	Randy Jones	1978	253.0
9	Pat Dobson	1970	251.0
10	Steve Arlin	1972	250.0

ERA			
1	Dave Roberts	1971	2.10
2	Randy Jones	1975	2.24
3	Jake Peavy	2004	2.27
4	Kevin Brown	1998	2.38
5	Jake Peavy	2007	2.54
6	Ed Whitson	1990	2.60
7	Ed Whitson	1989	2.66
8	Bruce Hurst	1989	2.69
9	Gaylord Perry	1978	2.73
10	Randy Jones	1976	2.74

SO			
1	Kevin Brown	1998	257
2	Jake Peavy	2007	240
3	Clay Kirby	1971	231
4	Jake Peavy	2005	216
	James Shields	2015	216
6	Jake Peavy	2006	215
7	Tyson Ross	2015	212
8	Ian Kennedy	2014	207
9	Tyson Ross	2014	195
10	Sterling Hitchcock	1999	194

BB			
1	Matt Clement	2000	125
2	Steve Arlin	1972	122
3	Clay Kirby	1970	120
4	Clay Kirby	1972	116
5	Dave Freisleben	1974	112
6	Joey Hamilton	1998	106
7	Tim Lollar	1984	105
	Edinson Volquez	2012	105
9	Steve Arlin	1971	103
	Clay Kirby	1971	103

Opponent AVG			
1	Chris Young	2007	.192
2	Chris Young	2006	.206
3	Jake Peavy	2007	.208
4	Clay Kirby	1971	.216
5	Mat Latos	2010	.217
6	Jake Peavy	2005	.217
7	Tim Lollar	1982	.224
8	Clay Kirby	1972	.226
9	Bruce Hurst	1990	.228
10	Jake Peavy	2008	.229

SO/9			
1	Andy Benes	1994	9.87
2	Tyson Ross	2015	9.73
3	Jake Peavy	2007	9.67
4	James Shields	2015	9.61
5	Jake Peavy	2005	9.58
6	Jake Peavy	2006	9.56
7	Jake Peavy	2004	9.36
8	Ian Kennedy	2015	9.30
9	Ian Kennedy	2014	9.27
10	Mat Latos	2010	9.21

GIDP			
1	Randy Jones	1978	36
2	Randy Jones	1975	35
3	Randy Jones	1976	34
4	Luis Perdomo	2017	32
	Clayton Richard	2017	32
6	Brian Lawrence	2002	29
7	Matt Clement	1999	28
8	Clay Hensley	2006	27
9	Clayton Richard	2010	26
10	Andy Ashby	1998	25
	Jon Garland	2010	25

Min. 162.0 IP for ERA, Opponent AVG. and SO/9



## LOW HIT GAMES

### No-Hitter into 8<sup>th</sup> inning + (23)

No.	Pitcher(s)	Date	Opponent	Result
1	Clay Kirby	July 21, 1970	vs. NYM	Manager Preston Gomez lifted Kirby after 8.0 no-hit innings. Jack Baldschun allowed a single to Bud Harrelson to begin the ninth.
2	Clay Kirby	Sept. 13, 1971	@HOU	John Edwards doubled with 1 out in the eighth.
3	Clay Kirby	Sept. 18, 1971	@SF	Willie McCovey homered with 0 outs in the eighth.
4	Steve Arlin	July 18, 1972	vs. PHI	Denny Doyle singled with 2 outs in the ninth.
5	Randy Jones	July 3, 1975	vs. CIN	Bill Plummer doubled in the eighth.
6	Dave Freisleben	June 12, 1976	vs. PHI	Garry Maddox singled to lead off the eighth.
7	Tom Griffin	Sept. 13, 1976	vs. SF	Ken Reitz singled to lead of the eighth.
8	Brent Strom	Sept. 29, 1976	vs. CIN	George Foster doubled to lead off the eighth.
9	Bob Ovwchinko	July 16, 1977	vs. LAD	Steve Garvey reached on a bunt single with 1 out in the eighth.
10	Greg Harris	July 14, 1991	@NYM	Mackey Sasser led off the eighth with a ground-rule double.
11	Andy Benes, Mike Maddux	Aug. 3, 1991	@ATL	Andy Benes tossed 6.0 hitless innings and was relieved by Mike Maddux. Maddux surrendered a leadoff HR to Ron Gant in the eighth.
12	Andy Benes	July 3, 1994	vs. NYM	Rico Brogna hit a leadoff double in the eighth.
13	Andy Ashby	Sept. 5, 1997	vs. ATL	Kenny Lofton led off the ninth with a single to RF on a 3-2 pitch.
14	Sterling Hitchcock	June 27, 1998	vs. ANA	Phil Nevin homers on the first pitch of the eighth.
15	Adam Eaton	July 3, 2004	vs. KC	Dee Brown doubled off the left field wall to open the eighth.
16	Chris Young	May 30, 2006	vs. COL	Brad Hawpe led off the eighth with a double to RF.
17	Chris Young	Sept. 22, 2006	vs. PIT	PH Joe Randa hit a 2-run homer to CF with 1 out in the ninth.
18	Chris Young	Sept. 7, 2008	@MIL	Gabe Kapler homered with 2 out in the eighth.
19	Aaron Harang, Josh Spence, Chad Qualls, Mike Adams and Luke Gregerson	July 9, 2011	@LAD	Luke Gregerson allowed a 2-out double to Juan Uribe in the ninth.
20	Odrisamer Despaigne	July 20, 2014	vs. NYM	Daniel Murphy doubled with 2 out in the eighth.
21	Tyson Ross	April 20, 2018	@ARI	Christian Walker doubled to CF with 1 out in the eighth inning. It was the D-Backs sole hit of the game.
22	Jordan Lyles	May 15, 2018	vs. COL	Trevor Story singled with 1 out in the eighth.
23	Chris Paddack	July 17, 2019	@MIA	Starlin Castro hit a solo home run to open the eighth.

# HISTORY & RECORDS

## LOW HIT GAMES

### 1-Hitters by Padres Pitching (30)

No.	Pitcher(s)	Date	Opponent	Hit By/Inning
1	Dick Kelley	July 6, 1969	vs. HOU (G2)	Menke, single in second
2	Clay Kirby	September 18, 1971	@SF	McCovey, homer in eighth
3	Steve Arlin	June 23, 1972	vs. SF	Maddox, triple in second
4	Dan Spillner	June 19, 1974	@CHC	Monday, single in third
5	Randy Jones	May 19, 1975	vs. STL	Melendez, single in seventh
6	Randy Jones	July 3, 1975	vs. CIN	Plummer, double in eighth
7	Eric Rasmussen	September 28, 1979	@SF	Evans, single in second
8	Juan Eichelberger	June 2, 1982	@CHC	Thompson, infield single in second
9	Dave Dravecky	July 30, 1984	vs. LAD	Russell, double in seventh
10	Mark Thurmond	April 30, 1986	vs. STL	McGee, single in seventh
11	Jimmy Jones	September 21, 1986	@HOU	Knepper, triple in third
12	Andy Hawkins	April 24, 1988	vs. HOU	Doran, single in seventh
13	Bruce Hurst	April 10, 1989	vs. ATL	L. Smith, homer in third
14	Greg Harris, Craig Lefferts	July 14, 1991	@NYM	Sasser, double in eighth
15	Bruce Hurst	May 18, 1992	vs. NYM	Walker, infield single in sixth
16	Andy Benes, Gene Harris	July 7, 1993	@NYM	Kent, infield single in second
17	Andy Benes	July 3, 1994	vs. NYM	Brogna, double in eighth
18	Hitchcock, Hoffman	April 5, 1997	vs. PHI	Brogna, double in fifth
19	Kevin Brown	August 16, 1998	vs. MIL (G1)	Burnitz, single in seventh
20	Chris Young, Cla Meredith	September 22, 2006	vs. PIT	Randa, homer in ninth
21	Chad Gaudin, Heath Bell	June 28, 2009	@TEX	Young, single in first
22	Mat Latos, Greg Burke, Mike Ekstrom	July 29, 2009	@CIN	Hairston Jr., homer in fourth
23	Clayton Richard, Mike Adams, Luke Gregerson	September 30, 2009	vs. LAD	Kemp, single in first
24	Mat Latos	May 13, 2010	@SF	Whiteside infield single in sixth
25	Cory Luebke, Ernesto Frieri	September 19, 2011	@COL	Ellis homer in sixth
26	Edinson Volquez	July 19, 2012	vs. HOU	Downs infield single in fourth
27	Andrew Cashner	September 16, 2013	@PIT	Tabata single to lead off seventh
28	Andrew Cashner	April 11, 2014	vs. DET	Davis single to center in sixth
29	Tyson Ross, Brad Hand	April 20, 2018	@ARI	Walker double to center in eighth
30	Jordan Lyles, Kirby Yates, Brad Hand	May 15, 2018	vs. COL	Story single to left in eighth

## NO-HITTERS BY PADRES OPPONENTS

No.	Pitcher(s)	Date/Location	Score	Notes
1	PIT's RHP Dock Ellis	June 12, 1970/San Diego Stadium (G1)	PIT 2, SD 0	8 bb, 1 hbp
2	CHC's RHP Milt Pappas	September 2, 1972/Wrigley Field	CHC 8, SD 0	1 bb
3	ATL's RHP Phil Niekro	August 5, 1973/Fulton County Stadium	ATL 9, SD 0	3 bb, 1 error
4	ATL's RHP Kent Mercker (starter), RHP Mark Wohlers, RHP Alejandro Pena	September 11, 1991/Fulton County Stadium	ATL 9, SD 0	2 bb, 1 error
5	FL's RHP A.J. Burnett	May 12, 2001/Qualcomm Stadium	FL 3, SD 0	9 bb, 1 hbp
6	STL's LHP Bud Smith	September 3, 2001/Qualcomm Stadium	STL 2, SD 0	4 bb, 1 error
7	SF's LHP Jonathan Sanchez	July 10, 2009/AT&T Park	SF 8, SD 0	1 error
8	SF's RHP Tim Lincecum	July 13, 2013/Petco Park	SF 9, SD 0	4 bb, 1 hbp
9	SF's RHP Tim Lincecum	June 25, 2014/AT&T Park	SF 4, SD 0	1 bb
10	LAD's RHP Walker Buehler (starter), LHP Tony Cinigrani, RHP Yimi Garcia, LHP Adam Liberatore	May 4, 2018/Estadio de Beisbol Monterrey	LAD 4, SD 0	5 bb



## HOME RUN HISTORY

### INSIDE-THE-PARK HR BY PADRES (20)

No.	Player	Date	Opponent
1	Dave W. Roberts	September 29, 1973	vs. LAD
2	Derrel Thomas	June 14, 1974	@MON
3	Luis Salazar	July 8, 1982	@PHI
4	Gene Richards	July 10, 1982	@NYM
5	Gene Richards	September 26, 1982	@ATL
6	Carmelo Martinez	September 2, 1984	@NYM
7	Garry Templeton	September 17, 1987	vs. ATL
8	John Kruk	September 24, 1987	@CIN
9	Tony Gwynn	July 29, 1988	vs. CIN
10	Bip Roberts	April 28, 1990	vs. PIT
11	Jack Howell	August 16, 1991	vs. ATL
12	Tony Gwynn*	June 26, 1997	@LAD
13	Bret Boone	May 11, 2000	@CIN
14	Ruben Rivera	July 18, 2000	vs. ANA
15	Sean Burroughs	May 16, 2003	vs. ATL
16	Kyle Blanks	August 18, 2009	vs. CHC
17	Tony Gwynn	June 13, 2010	vs. SEA
18	Tony Gwynn	July 17, 2010	vs. ARI
19	Chris Denorfia	August 5, 2010	@LAD
20	Everth Cabrera	June 8, 2012	@MIL

\*Grand Slam

### INSIDE-THE-PARK HR BY OPPONENT (39)

No.	Player	Date	Opponent
1	Denny Doyle	July 18, 1970	vs. PHI
2	Cesar Geronimo	July 2, 1972	vs. CIN
3	Joe Morgan	May 18, 1973	@CIN
4	Pete Rose	June 29, 1973	@CIN
5	Paul Casanova	August 5, 1973	@ATL
6	Tito Fuentes	September 23, 1973	@ATL
7	Mike Schmidt	April 27, 1974	vs. PHI
8	Lou Brock	June 18, 1976	@STL
9	Heity Cruz	June 18, 1976	@STL
10	Bob Boone	July 10, 1976	@PHI
11	Ellis Valentine	May 21, 1977	@MON
12	Pete Rose	September 7, 1978	@CIN
13	Jerry White	June 12, 1980	@MON
14	Larry Bowa	August 21, 1980	@PHI
15	Tim Raines	May 7, 1981	@MON
16	Ken Caminiti	May 22, 1993	vs. HOU
17	Mitch Webster	June 21, 1994	vs. LAD
18	Reggie Sanders	April 29, 1995	vs. CIN
19	Ron Gant*	May 4, 1996	vs. STL
20	Vinny Castilla	July 13, 1996	@COL
21	Ron Gant	April 20, 1997	vs. STL
22	Kenny Lofton	May 27, 1997	vs. ATL
23	Barry Bonds	September 21, 1997	vs. SF
24	Mike Lansing	September 6, 1998	@COL
25	Luis Gonzalez	July 28, 2002	@ARI
26	Jimmy Rollins	August 4, 2004	vs. PHI
27	Dustan Mohr	July 10, 2005	@COL
28	Kelly Stinnett	August 29, 2005	vs. ARI
29	Kazuo Matsui	April 20, 2006	vs. NYM
30	Dallas McPherson	June 17, 2006	vs. LAA
31	Garrett Atkins	September 23, 2007	vs. COL
32	Clint Barmes	September 22, 2009	@COL
33	Stephen Drew	April 5, 2010	@ARI
34	Shane Victorino	April 24, 2011	vs. PHI
35	Justin Upton	August 25, 2012	@ARI
36	Kurt Suzuki	May 20, 2014	vs. MIN
37	Orlando Arcia	June 17, 2017	vs. MIL
38	JT Riddle	May 29, 2018	vs. MIA
39	Ian Desmond	June 14, 2019	@COL

\*Paradise Series in Honolulu, HI

### ALL-TIME GRAND SLAM LEADERS

Rk.	Player	Grand Slams
1	Phil Nevin	7
2	Nate Colbert	5
	Hunter Renfroe	5
4	Steve Finley	4
	Adrian Gonzalez	4

### ALL-TIME PADRES PITCHERS HOME RUN LEADERS

Rk.	Pitcher	Home Runs
1	Tim Lollar	8
2	Mike Corkins	5
3	Andy Benes	4
	Eric Show	4
	Joey Hamilton	4

### STATCAST HOME RUN DISTANCE LEADERS (SINCE 2015)

Rk.	Player	HR Distance	Date
1	Franchy Cordero	489'	April 20, 2018
2	Franmil Reyes	479'	June 5, 2018 vs. ATL
	Alex Dickerson	479'	September 9, 2016 vs. COL
4	Franmil Reyes	477'	August 5, 2018 @ CHC
5	Hunter Renfroe	470'	May 11, 2019 @ COL

# HISTORY & RECORDS

## SINGLE-SEASON RECORDS

### Club General

#### Wins and Losses

Best Record, Overall	98-64, 1998
Best Record, Home	54-27, 1998
Best Record, Road	46-35, 1996
Most Wins, Home	54, 1998
Most Wins, Road	46, 1996
Most Losses, Home	54, 1972
Most Losses, Road	57, 1969 and 1974
Fewest Wins, Home (min 81 games)	28, 1969
Fewest Wins, Road (min 81 games)	24, 1969 and 1974
Fewest Losses, Home (min 81 games)	27, 1998
Fewest Losses, Road (min 81 games)	35, 1996
Most Wins Against Single Club	14, 2x (SF in 2007, HOU in 1990)
Most Wins Against Single Club, Home	8, 8x, last vs. ARI, 2013
Most Wins Against Single Club, Road	7, 10x, last @ARI, 2012
Most Losses Against Single Club	17, vs. Atlanta, 1974
Most Losses Against Single Club, Home	9, 2x, vs. LA, 1971 and vs. ATL, 1974
Most Losses Against Single Club, Road	9, 2x, @ATL, 1980 and @ARI, 2002
Most Wins In Single Month	22 in May, 2005
Most Losses In Single Month	23 in May, 2003

#### Shutouts

Most Played	34, 2x, 1972 and 1976
Most Won	20, 2x, 2007 and 2010
Most Lost	23, 2x, 1969 and 1976
Most Won, Home	14, 2007
Most Won, Road	13, 1985
Most Lost, Home	13, 2001
Most Lost, Road	15, 1969
Most Wins via Shutout Against Single Club	5, 2x, vs. HOU, 1984 and vs. LAD, 2002
Most Losses via Shutout Against Single Club	5, 9x, last by SF, 2015
Fewest Wins, Road (min 81 games)	24, 1969 and 1974

#### Season Series Sweeps

Season Sweep by Padres	6x, last vs. SEA (4-0), 2018
Season Sweep by Opposition	16x, last vs. LAA (0-3), 2018
Sweeps by Padres in San Diego	54x, last vs. MIL (3-0), 2019
Sweeps by Opposition in San Diego	56x, last vs. LAD (0-3), 2019
Sweeps by Padres on Road	20x, last @BAL (2-0), 2019
Sweeps by Opposition on Road	72x, last @ARI (0-3), 2019

#### One-Run Games

Most Played	65, 1980
Most Won	34, 1978 and 1984
Most Lost	37, 1970
Most Won, Home	25, 2014
Most Won, Road	15, 1978 and 1984
Most Lost, Home	20, 1972
Most Lost, Road	22, 1970, '79 and '93
Fewest Won (non-strike seasons)	16, 2008
Fewest Lost	15, 2001, '04
Fewest Won, Home	8, 2017
Fewest Won, Road	3, 2008
Fewest Lost, Home	3, 1974
Fewest Lost, Road	7, 1997

#### Extra-Inning Games

Most Played	24, 1996 & 2000
Most Won	13, 1996
Most Lost	14, 1972, 1992

#### Doubleheaders

Most Won	5, 1977
Most Lost	8, 1969
Best Record	5-1-2, 1977

#### 1-0 Games

Most Won	6, 2x, 1985 & 2010
Most Lost	6, 2011

#### Vs. Right-Handed Starters

Most Won	71, 2006
Most Lost	93, 1969

#### Vs. Left-Handed Starters

Most Won	32, 1990 & 1992
Most Lost	37, 2008 & 2018

#### Starters

Most Won	68, 1988, 1989
Most Lost	89, 1969

#### Relievers

Most Won	32, 1977
Most Lost	35, 2002

#### Players Used

Most	59, 2002 and 2008
Fewest	31, 1984

#### Pitchers Used

Most	37, 2002#
Fewest	12, 1973

\* Major League Record  
+ Ties Major League Record  
# National League Record





## SINGLE-SEASON RECORDS

Club Batting	Highest/Most	Lowest/Fewest
Batting Average	.275 in 1994	.225 in 1969
At-Bats	5,655 in 1996	5,294 in 2014
Runs Scored	795 in 1997	468 in 1969
Hits	1,521 in 2004	1,199 in 2014
Singles	1,105 in 1980	804 in 2017
Doubles	322 in 2007	180 in 1969
Triples	52 in 1982	16 in 1997
Home Runs	219 in 2017	64 in 1976
Home Runs at Home	101 in 2019	29 in 1980
Home Runs on the Road	118 in 2019	34 in 1976
Grand Slams	10 in 2001	0 in 1973, '79, '82, '87
RBI	761 in 1997	431 in 1969
XBH	524 in 2007	305 in 1980
Total Bases	2,322 in 2006	1,764 in 1969
SLG	416 in 2006	.329 in 1969
Pinch-Hits	74 in 1986	35 in 1985, '88
PH Game-Winning RBI	9 in 2013	0 in 2011, '16
PH Batting Average	.276 in 1978	.161 in 2011
PH Home Runs	11 in 2014	1 in 1979, '87
Stolen Bases	239 in 1980	36 in 2008
Caught Stealing	91 in 1987	17 in 2008
Home Runs vs. Single NL Club	29 vs. COL, 2019	0 vs. PIT, 2014
Strikeouts	1,581 in 2019	716 in 1976
Walks	678 in 2001	401 in 1973
Left on Base	1,239 in 1980	965 in 2016
HBP	59 in 1993	9 in 1989
Sacrifice Bunts	133 in 1975	29 in 2001
Sacrifice Flies	66 in 2004	19 in 1971
GIDP	146 in 1996	81 in 1978
Shutouts	23 in 1969 & '76	3 in 2004

Club Pitching	Highest/Most	Lowest/Fewest
ERA	4.98 in 1997	3.27 in 2014
Complete Games	47 in 1976	0 in 2011, '18, '19
Strikeouts	1,475 in 2019	652 in 1976
Walks Allowed	715 in 1974	422 in 2004
Hits	1,581 in 1997	1,300 in 2014
Runs Allowed	891 in 1997	577 in 2014
Saves	59 in 1998	18 in 1976
Wild Pitches	73 in 1999 & 2017	23 in 1985
Balks	25 in 1977	2 in 2004 & 2013
Hit Batsmen	75 in 2017	12 in 1978, '80
Home Runs Allowed	226 in 2017	74 in 1978
Home Runs Allowed vs. Single NL Club	37 by COL, 2001	1, several occasions
Shutouts	20 in 2007, '10	2 in 1997

Club Fielding	Highest/Most	Lowest/Fewest
Fielding Percentage	.988 in 2010	.971 in 1975, '77
Errors Committed	189 in 1977	72 in 2010
Double Plays Turned	178 in 2017	0 in 1973
Putouts	4,467 in 1996	4,263 in 1999
Assists	2,012 in 1980	1,386 in 2019
Outfield Assists	54 in 1980	15 in 1996
Total Chances	6,543 in 1980	5,798 in 2019
Passed Balls	22 in 1987	2 in 1992

All club records are only in seasons with at least 162 games played

# HISTORY & RECORDS

## SINGLE-SEASON RECORDS

### Individual Batting

Batting Average	.394, Tony Gwynn (1994)
SLG	.621, Ken Caminiti (1996)
Games Played	162, Dave Winfield (1980), Steve Garvey (1985), Joe Carter (1990), Adrian Gonzalez (2008), Freddy Galvis (2018)
Runs Scored	126, Steve Finley (1996)
Hits	220, Tony Gwynn (1997)
Total Bases	348, Steve Finley (1996)
Singles	177, Tony Gwynn (1984)
Doubles	49, Tony Gwynn (1997)
Triples	13, Tony Gwynn (1987), Dave Roberts (2006)
Home Runs	50, Greg Vaughn (1998)
Most Games with HR from both sides of the plate	4, Ken Caminiti (1996)
RBI	130, Ken Caminiti (1996)
Grand Slams	4, Phil Nevin (2001)
Game-Winning RBI	21, Gary Sheffield (1992)
Pinch-Hit Average (min. 20 AB)	.478, Terry Kennedy (1986)
Pinch-Hits	21, Merv Rettenmund (1977)
Stolen Bases	70, Alan Wiggins (1984)
Strikeouts, Most	180, Wil Myers (2017)
Strikeouts, Fewest (min. 502 PA)	15, Tony Gwynn (1995)
Walks	132, Jack Clark (1989)
Intentional Walks	35, Adrian Gonzalez (2010)
Sacrifice Bunts	28, Ozzie Smith (1978)
Sacrifice Flies	16, Mark Loretta (2004)
Hit Batsmen	17, Carlos Quentin (2012)
GIDP, Most	25, Steve Garvey (1984 and 1985), Kevin Kouzmanoff (2009)
GIDP, Fewest (min. 502 PA)	2, Alan Wiggins (1984)





## SINGLE-SEASON RECORDS

### Individual Pitching

Appearances, Most	83, Craig Lefferts (1986)
Complete Games	25, Randy Jones (1976)
Games Started	40, Randy Jones (1976)
Games Finished	69, Rollie Fingers (1977)
Shutouts	6, Fred Norman (1972), Randy Jones (1975)
Wins, Most	22, Randy Jones (1976)
Win/Loss Percentage (min. 15 decisions)	.778, Gaylord Perry (21-6 in 1978) and Dennis Rasmussen (14-4 in 1988)
Losses, Most	22, Randy Jones (1974)
Innings Pitched	315.1, Randy Jones (1976)
Runs Allowed	137, Bobby J. Jones (2001)
Earned Runs Allowed	117, Bill Greif (1974) and Matt Clement (2000)
Hits Allowed	274, Randy Jones (1976)
Walks Allowed	125, Matt Clement (2000)
Strikeouts	257, Kevin Brown (1998)
SO/9 (min. 162.0 IP)	9.87, Andy Benes (1994)
ERA, Lowest (min. 162.0 IP)	2.10, Dave Roberts (1971)
Home Runs Allowed	37, Kevin Jarvis and Bobby J. Jones (2001)
Saves	53, Trevor Hoffman (1998)
Hit Batsmen	16, Matt Clement (2000)
Wild Pitches	23, Matt Clement (2000)
Balks	6, Tom Griffin and Bob Shirley (1977)

### Individual Fielding

Errors Committed, Most	41, Bill Almon (1977)
Putouts, Most	1,470, Adrian Gonzalez (2007)
Double Plays Turned, Most	147, Wil Myers (2017)
Fielding Percentage, First Baseman (min. 2/3 of team games played)	1.000, Steve Garvey (1984)
Fielding Percentage, Second Baseman (min. 2/3 of team games played)	1.000, David Eckstein (2010)
Fielding Percentage, Shortstop (min. 2/3 of team games played)	.986, Freddy Galvis (2018)
Fielding Percentage, Third Baseman (min. 2/3 of team games played)	.990, Kevin Kouzmanoff (2009)
Fielding Percentage, Outfielder (min. 2/3 of team games played)	1.000, Eric Owens (2000), Dave Roberts (2006), Will Venable (2014)
Fielding Percentage, Catcher (min. 1/2 of team games played)	.998, Gene Tenace (1979)
Fielding Percentage, Pitcher (min. 1.0 IP per team game)	1.000, many times, last: Clayton Richard (2017)

# HISTORY & RECORDS

## SINGLE-GAME RECORDS

### Club General

Players Used, 9-Inning Game	24, September 26, 1997 @ SF
Players Used, Extra-Inning Game	26, Sept. 9, 1997 vs. FLA (13 innings)
Players Used, Both Teams	50, September 13, 1982 @ LAD (16 innings)
Longest Game in Innings, Home	22, April 17, 2008 vs. COL
Longest Game in Innings, Road	21, May 21, 1977 @ MON
Longest 9-Inning Game in Time, Home	4:12, May 4, 2019 vs. LAD
Longest 9-Inning Game in Time, Road	4:10, July 27, 1996 @ FLA
Shortest 9-Inning Game in Time, Home	1:29, May 4, 1977 vs. PHI
Shortest 9-Inning Game in Time, Road	1:36, July 11, 1976 @ PHI
Longest Extra-Inning Game in Time, Home	6:17, August 15, 1980 vs. HOU (20 innings)
Longest Extra-Inning Game in Time, Road	5:33, May 21, 1977 @ MON (21 innings)
Shortest Extra-Inning Game in Time, Home	2:00, May 19, 1975 vs. STL (10 innings)
Shortest Extra-Inning Game in Time, Road	2:17, July 25, 1974 @ ATL
Largest Margin of Victory	16, August 23, 2002 vs. FL (18-2)
Largest Margin of Defeat	19, May 13, 1969 @ CHC (19-0), June 28, 1969 vs. LAD (19-0) and September 20, 2005 @ COL (20-1)
Largest Shutout, Win	13-0, August 11, 1991 vs. CIN
Largest Shutout, Loss	19-0, May 13, 1969 @ CHC and June 28, 1969 vs. LAD

### Club Batting

At-Bats, 9-Inning Game	48, August 12, 2003 @ ATL and August 11, 2009 @ MIL
At-Bats, Extra-Inning Game	75, September 24, 1971 vs. HOU (G1, 21 innings)
Runs Scored, 9-Inning Game	20, July 27, 1996 @ FL and May 19, 2001 @ MON
Runs Scored, Extra-Inning Game	17, May 23, 1970 @ SF (15 innings)
Runs Scored in a Loss	14, August 29, 2001 @ STL (14-16)
Runs Scored by Both Teams, 9-Inning Game	32, July 27, 1996 @ FL (SD: 20 and FL: 12)
Runs Scored by Both Teams, Extra-Inning Game	33, May 23, 1970 @ SF (15 innings, SD: 17 and SF: 16)
Hits, 9-Inning Game	24, April 19, 1982 vs. SF and August 12, 2003 @ ATL
Hits, Extra-Inning Game	21, July 5, 1969 vs. HOU, May 23, 1970 @ SF and June 14, 2019 @ COL
Hits by Both Teams, 9-Inning Game	36, 3x, last: June 2, 2016 vs. SEA (SD: 20 and SEA: 16)
Hits by Both Teams, Extra-Inning Game	44, May 23, 1970 @ SF (15 innings, SD: 21 and SF: 23)
Singles	18, 5x, last: May 11, 2011 @ MIL
Doubles	9, August 12, 2007 @ CIN
Triples	4, June 2, 1970 @ PIT and May 5, 1978 @ STL
Home Runs, 9-Inning Game	7, May 25, 2019 @ TOR
Home Runs, Extra-Inning Game	5, 5x, last: June 17, 2017 @ MIL (11 innings)
Extra-Base Hits	12, August 12, 2007 @ CIN
Total Bases, Padres	43, May 25, 2019 @ TOR
Total Bases, Opponent	49, May 17, 1977 @ CHC
RBI, Padres	20, July 27, 1996 @ FL
RBI, Opponent	22, May 17, 1977 @ CHC
Walks, 9-Inning Game	12, 4x, last: May 11, 2010 @ SF
Walks, Extra-Inning Game	14, August 25, 1979 vs. PIT (19 innings)
IBB, 9-Inning Game	4, 3x, last: August 18, 1988 vs. MON
IBB, Extra-Inning Game	6, August 25, 1979 vs. PIT (19 innings)
Strikeouts, 9-Inning Game	19, April 22, 1970 @ NYM and September 12, 2019 vs. CHC
Strikeouts, Extra-Inning Game	20, 3x, last: July 8, 2018 @ ARI (16 innings)
Stolen Bases, Padres	9, June 28, 1999 vs. COL
Stolen Bases, Opponent	10, May 18, 2000 @ FL
Most Left on Base by Padres, 9-Inning Game	17, May 24, 1977 vs. ATL
Most Left on Base by Opponent, 9-Inning Game	18, June 27, 2008 vs. SEA

### Club Batting (cont.)

Most Left on Base by Padres, Extra-Inning Game	26, August 25, 1979 vs. PIT (19 innings)
Most Left on Base by Opponent, Extra-Inning Game	23, May 21, 1977 @ MON (21 innings)
Fewest Left on Base, Padres	0, 13x, last: May 1, 2018 @ SF
Fewest Left on Base, Opponent	0, 6x, last: September 18, 2013 @ PIT
Pinch-Hitters Used	8, September 16, 1986 vs. SF
GIDP, 9-Inning Game	5, July 23, 1999 @ HOU
GIDP, Extra-Inning Game	6, June 5, 1997 @ COL (11 innings)
Largest Margin of Victory	16, August 23, 2002 vs. FL (18-2)
Largest Margin of Defeat	19, May 13, 1969 @ CHC (19-0), June 28, 1969 vs. LAD (19-0) and September 20, 2005 @ COL (20-1)
Largest Shutout, Win	13-0, August 11, 1991 vs. CIN
Largest Shutout, Loss	19-0, May 13, 1969 @ CHC and June 28, 1969 vs. LAD

### Club Pitching

Hits Allowed, 9-Inning Game	24, May 17, 1977 @ CHC
Hits Allowed, Extra-Inning Game	25, May 21, 1977 @ MON (21 innings)
Runs Allowed	23, May 17, 1977 @ CHC
Earned Runs Allowed	20, May 17, 1977 @ CHC
Singles Allowed, 9-Inning Game	17, August 26, 1986 vs. NYM
Singles Allowed, Extra-Inning Game	18, August 31, 1979 vs. STL (15 innings)
Doubles Allowed, 9-Inning Game	8, May 7, 2015 @ ARI and August 6, 1970 vs. HOU
Doubles Allowed, Extra-Inning Game	8, June 7, 2009 vs. ARI (18 innings)
Triples Allowed, 9-Inning Game	4, 3x, last: June 25, 2015 @ SF
Triples Allowed, Extra-Inning Game	4, July 6, 1979 @ NYM (12 innings)
Home Runs Allowed, 9-Inning Game	7, 4x, last: September 12, 2017 @ MIN
Home Runs Allowed, Extra-Inning Game	7, September 18, 2006 @ LAD (10 innings)
XBH Allowed, 9-Inning Game	11, 3x, last: July 8, 1994 vs. MON
XBH Allowed, Extra-Inning Game	13, September 18, 2006 @ LAD (10 innings)
Strikeouts, 9-Inning Game	18, May 22, 2006 vs. ATL and April 25, 2007 @ ARI
Strikeouts, Extra-Inning Game	20, June 19, 2001 vs. SF (15 innings), July 31, 2002 @ CHC (11 innings) and April 17, 2008 vs. COL (22 innings)
Walks Allowed, 9-Inning Game	13, 3x, last: April 28, 1997 @ FL
Walks Allowed, Extra-Inning Game	13, April 26, 2003 @ CIN (10 innings)
IBB Allowed, 9-Inning Game	4, 6x, last: August 11, 2007 @ CIN
IBB Allowed, Extra-Inning Game	6, August 26, 1980 @ NYM (18 innings)
Hit Batsmen	5, August 23, 2017 @ STL
Wild Pitches	5, April 29, 2003 vs. PIT
Balks	3, September 2, 1986 @ PHI
Pitchers Used, 9-Inning Game	8, 7x, last: September 24, 2015 vs. SF
Pitchers Used, Extra-Inning Game	10, June 7, 2009 vs. ARI (18 innings)

### Club Fielding

Double Plays Turned, 9-Inning Game	6, August 28, 2016 @ MIA
Double Plays Turned, Extra-Inning Game	6, August 25, 1979 vs. PIT (19 innings)
Double Plays Turned, Both Teams	8, 3x, last: May 17, 2014 @ COL
Triple Plays by Padres	1, 8x, last: June 10, 2010 @ NYM (52)
Triple Plays by Opponent	1, 16x, last: August 7, 2016 vs. PHI
Assists, 9-Inning Game	26, May 22, 1969 vs. PIT
Assists, Extra-Inning Game	28, May 21, 1977 @ MON (21 innings)
Assists, Fewest	1, July 12, 1992 vs. PHI and August 5, 2005 @ WSH
Errors Committed, 9-Inning Game	6, 6x, last: June 1, 1990 vs. ATL
Errors Committed, Extra-Inning Game	6, May 7, 1972 @ NYM



### Individual Batting

At-Bats, 9-Inning Game	7, 2x, Mark Kotsay and Ryan Klesko on May 19, 2001 @ MON
At-Bats, Extra-Inning Game	9, 19x, last: Adrian Gonzalez and Tadahito Iguchi on May 25, 2008 vs. CIN (18 innings)
Runs Scored	5, Al Martin on April 16, 2000 vs. HOU
Hits, 9-Inning Game	6, Adrian Gonzalez (6-for-6) on August 11, 2009 @ MIL
Hits, Extra-Inning Game	6, 3x, last: Tony Gwynn (6-for-7) on August 4, 1993 vs. SF (12 innings)
Singles, 9-Inning Game	5, 2x, last: Adrian Gonzalez on August 11, 2009 @ MIL
Singles, Extra-Inning Game	5, 2x, last: Bill Fahey on September 5, 1979 @ HOU (10 innings)
Doubles	3, 38x, last: Everth Cabrera on April 8, 2014 @ CLE
Triples	2, 17x, last: Greg Garcia on June 16, 2019 @ COL
Home Runs	3, 10x, last: Hunter Renfroe on June 14, 2019 @ COL
Hit for the Cycle	1, 2x, Matt Kemp on August 14, 2015 @ COL and Wil Myers on April 10, 2017 @ COL
Multiple Back-to-Back Home Runs by Same Players	1, Gary Sheffield and Fred McGriff on August 6, 1992 vs. HOU (1st and 2nd innings)
Total Bases	13, 3x, last: Hunter Renfroe on June 14, 2019 @ COL
RBI	8, 2x, last: Ken Caminiti on September 19, 1995 vs. COL
Sacrifice Bunts	3, 7x, last: Greg Maddux on May 14, 2007 vs. CIN
Sacrifice Flies	2, 28x, last: Adam Rosales on September 20, 2016 vs. ARI
Hit by Pitch	2, 29x, last: Ty France on September 22, 2019 vs. ARI
Walks	5, Brian Giles on May 14, 2006 @ CHC
IBB, 9-Inning Game	3, Fernando Gonzalez on August 10, 1978 vs. CIN
IBB, Extra-Inning Game	4, Gerry Templeton on July 5, 1985 @ PIT (12 innings)
Strikeouts, 9-Inning Game	5, 2x, last: Clay Hensley on May 14, 2006 @ CHC
Strikeouts, Extra-Inning Game	5, 4x, last: Chase Headley on June 7, 2009 vs. ARI (18 innings)
Stolen Bases	5, 3x, last: Damian Jackson on June 28, 1999 vs. COL
Caught Stealing	2, 40x, last: Will Venable on, May 6, 2014 vs. KC
GIDP, 9-Inning Game	3, 3x, last: Yangervis Solarte on September 16, 2015 @ ARI
GIDP, Extra-Inning Game	3, Archi Cianfrocco on June 5, 1997 @ COL (11 innings)

### Individual Pitching

Hits Allowed	14, 5x, last: Clayton Richard on July 19, 2017 @ COL
Singles Allowed	13, 3x, last: Andy Ashby on August 10, 1999 @ NYM
Doubles Allowed	7, Danny Coombs on August 6, 1970 vs. HOU
Triples Allowed	3, 8x, last: James Shields on June 25, 2015 vs. SF
Home Runs Allowed	5, 2x, last: Tim Stauffer on August 13, 2011 @ CIN
Runs Allowed	11, 5x, last: Clayton Richard on July 19, 2017 @ COL
Earned Runs Allowed	11, 2x, last: Tim Stauffer on August 26, 2007 @ PHI
Hit Batsmen	4, Ihoulys Chacin on August 23, 2017 @ STL
Walks Allowed	10, Clay Kirby on July 15, 1969 @ SF
IBB Allowed	4, 3x, last: Dennis Kinney on August 21, 1980 @ PHI (17 innings)
IBB Allowed in more than 9.0 IP	4, Dennis Kinney (9.1 IP) on August 21, 1980 @ PHI (17 innings)
Strikeouts	16, 2x: Jake Peavy on May 22, 2006 vs. ATL (70 IP) and April 25, 2007 @ ARI (70 IP)
Strikeouts in more than 9.0 IP	15, Clay Kirby (15.0 IP) on September 24, 1971 vs. HOU (21 innings in G1)
Wild Pitches	4, 3x, last: Trevor Cahill on May 13, 2017 @ CWS
Balks	3, Dave LaPoint on September 2, 1986 @ PHI
Innings Pitched, Starter	15.0, Clay Kirby on September 24, 1971 vs. HOU (G1)
Innings Pitched, Reliever	9.1, Dennis Kinney on August 21, 1980 @ PHI (17 innings)

### Individual Fielding

Errors Committed	3, 19x, last: Everth Cabrera on September 5, 2009 @ LAD
Double Plays Turned, First Baseman	5, 5x, last: Eric Hosmer on July 3, 2018 @ OAK
Double Plays Turned, Second Baseman	5, 2x, last: Jedd Gyorko on May 17, 2014 @ COL
Double Plays Turned, Shortstop	6, Ozzie Smith on August 25, 1979 @ PIT (19 innings)
Double Plays Turned, Third Baseman	4, Christian Villanueva on July 3, 2018 @ OAK
Putouts by OF, 9-Inning Game	10, 4x, last: Manuel Margot on May 20, 2018 @ PIT
Putouts by OF, Extra-Inning Game	11, 2x, last: Jon Jay on May 22, 2016 vs. LAD (17 innings)
Putouts by 1B, 9-Inning Game	19, 2x, last: Mike Ivie on August 6, 1975 vs. HOU
Putouts by 1B, Extra-Inning Game	23, Derrel Thomas on June 20, 1978 vs. ATL (10 innings)
Putouts by 2B, 9-Inning Game	9, Tim Flannery on September 29, 1985 @ ATL
Putouts by 2B, Extra-Inning Game	11, Tadahito Iguchi on April 17, 2008 vs. COL (22 innings)
Putouts by SS, 9-Inning Game	8, Ozzie Smith on July 7, 1979 @ NYM
Putouts by SS, Extra-Inning Game	7, 4x, last: Everth Cabrera on September 16, 2009 vs. ARI (10 innings)
Putouts by 3B, 9-Inning Game	5, 7x, last: Chase Headley on April 20, 2014 vs. SF
Putouts by 3B, Extra-Inning Game	5, Luis Salazar on August 10, 1983 @ HOU (14 innings)
Putouts by C, 9-Inning Game	18, 2x, last: Austin Hedges on September 18, 2018 vs. SF
Putouts by C, Extra-Inning Game	22, Ben Davis on June 19, 2001 vs. SF (15 innings)
Putouts by Pitcher, 9-Inning Game	5, 2x, last: Jimmy Jones on April 22, 1988 vs. HOU
Assists by OF, 9-Inning Game	2, many times, last: Jose Pirela on April 3, 2018 vs. COL
Assists by OF, Extra-Inning Game	3, Tony Gwynn on August 27, 1986 vs. NYM
Assists by 1B, 9-Inning Game	5, 3x, last: Keith Moreland on September 19, 1988 @ CIN
Assists by 1B, Extra-Inning Game	5, 2x, last: Dave Magadan on June 5, 2000 @ OAK (10 innings)
Assists by 2B, 9-Inning Game	10, 2x, last: Fernando Gonzalez on June 15, 1979 vs. CHC
Assists by 2B, Extra-Inning Game	13, Mark Loretta on May 7, 2003 @ MON (10 inning)
Assists by SS, 9-Inning Game	12, 2x, last: Ozzie Smith on April 12, 1980 vs. SF
Assists by SS, Extra-Inning Game	11, Ozzie Smith on September 1, 1978 vs. MON
Assists by 3B, 9-Inning Game	9, Kevin Kouzmanoff on September 4, 2008 @ MIL
Assists by 3B, Extra-Inning Game	9, Paul Dade on July 27, 1979 vs. SF (11 innings)
Assists by C, 9-Inning Game	6, Bill Fahey on May 15, 1980 vs. STL
Assists by C, Extra-Inning Game	6, Benito Santiago on May 15, 1989 @ MON (11 innings)
Assists by Pitcher, 9-Inning Game	7, Andrew Cashner on July 23, 2013 vs. LAD
Assists by Pitcher, Extra-Inning Game	7, 2x, last: Randy Jones on June 24, 1975 vs. SF (10 innings)
Wild Pitches	5, April 29, 2003 vs. PIT
Balks	3, September 2, 1986 @ PHI
Pitchers Used, 9-Inning Game	8, 7x, last: September 24, 2015 vs. SF
Pitchers Used, Extra-Inning Game	10, June 7, 2009 vs. ARI (18 innings)
Double Plays Turned, 9-Inning Game	6, August 28, 2016 @ MIA
Double Plays Turned, Extra-Inning Game	6, August 25, 1979 vs. PIT (19 innings)
Double Plays Turned, Both Teams	8, 3x, last: May 17, 2014 @ COL
Triple Plays by Padres	1, 8x, last: June 10, 2010 @ NYM (G2)
Triple Plays by Opponent	1, 16x, last: August 7, 2016 vs. PHI
Assists, 9-Inning Game	26, May 22, 1969 vs. PIT
Assists, Extra-Inning Game	28, May 21, 1977 @ MON (21 innings)
Assists, Fewest	1, July 12, 1992 vs. PHI and August 5, 2005 @ WSH
Errors Committed, 9-Inning Game	6, 6x, last: June 1, 1990 vs. ATL
Errors Committed, Extra-Inning Game	6, May 7, 1972 @ NYM

# HISTORY & RECORDS

## SINGLE-INNING RECORDS

### Club Batting

Plate Appearances	17, May 31, 1994 (2nd inning)
Runs Scored	13, 2x, last: May 31, 1994 vs. PIT (2nd inning)
Hits	10, 2x, last: September 12, 2004 @ COL (9th inning)
Doubles	4, 5x, last: June 4, 2018 vs. ATL (5th inning)
Triples	3, June 2, 1970 @ PIT (6th inning)
Home Runs	4, 2x, last: May 17, 2001 @ NYM (3rd inning)
RBI	13, vs. St. Louis, August 24, 1993 (1st inning)
Walks	6, 2x, last: June 28, 2002 @ KC (1st inning)
Stolen Bases	5, 2x, last: October 2, 1999 @ ARI (7th inning)

### Club Pitching

Hits Allowed	10, August 6, 2007 @ STL (5th Inning)
Runs Allowed	13, July 15, 1997 vs. SF (7th Inning)
Earned Runs Allowed	12, July 15, 1997 vs. SF (7th Inning)
Singles Allowed	8, 4x, last: June 2, 2016 vs. SEA (7th inning)
Doubles Allowed	4, 12x, last: June 16, 2019 @ COL (6th Inning)
Triples Allowed	3, 4x, last: April 9, 2006 vs. COL (5th Inning)
Home Runs Allowed	4, 2x, last: June 9, 2019 vs. WSH (8th Inning)
Walks Allowed	7, August 30, 2011 @ LAD (2nd Inning)
Wild Pitches	4, June 28, 1969 vs. LAD (3rd Inning)
Pitchers Used	5, 3x, last: September 20, 2012 @ ARI (9th inning)

### Club Fielding

Errors Committed	4, September 15, 1977 vs. ATL (8th inning)
Passed Balls	2, 7x, last: May 6, 2012 vs. MIA (8th inning)

### Individual Batting

Hits	2, many times, last: Fernando Tatis Jr. on June 14, 2019 @ COL (9th inning)
Singles	2, many times, last: Fernando Tatis Jr. on June 14, 2019 @ COL (9th inning)
Doubles	2, 2x, last: Phil Stephenson on June 4, 1990 vs. HOU (8th inning)
Triples	1, many times
Home Runs	1, many times
RBI	5, Bret Boone on June 26, 2000 @ LAD (2nd inning)
Stolen Bases	3, Wil Myers on August 16, 2017 vs. PHI (4th inning)

### Club Fielding

Double Plays Turned, 9-Inning Game	6, August 28, 2016 @ MIA
Double Plays Turned, Extra-Inning Game	6, August 25, 1979 vs. PIT (19 innings)
Double Plays Turned, Both Teams	8, 3x, last: May 17, 2014 @ COL
Triple Plays by Padres	1, 8x, last: June 10, 2010 @ NYM (G2)
Triple Plays by Opponent	1, 16x, last: August 7, 2016 vs. PHI
Assists, 9-Inning Game	26, May 22, 1969 vs. PIT
Assists, Extra-Inning Game	28, May 21, 1977 @ MON (21 innings)
Assists, Fewest	1, July 12, 1992 vs. PHI and August 5, 2005 @ WSH
Errors Committed, 9-Inning Game	6, 6x, last: June 1, 1990 vs. ATL
Errors Committed, Extra-Inning Game	6, May 7, 1972 @ NYM

### Individual Pitching

Hits Allowed	8, 5x, last: Robbie Erlin on September 8, 2018 @ CIN (2nd inning)
Runs Allowed	9, 2x, last: Brett Tomko on August 9, 2002 @ CIN (1st inning)
Earned Runs Allowed	9, Brett Tomko on August 9, 2002 @ CIN (1st inning)
Singles Allowed	7, 5x, last: Robbie Erlin on September 8, 2018 @ CIN (2nd inning)
Doubles Allowed	4, 7x, last: Phil Maton on June 16, 2019 @ COL (6th inning)
Triples Allowed	3, 2x, last: Tim Scott on May 15, 1997 @ CHC (7th inning)
Home Runs Allowed	4, Craig Stammen on June 9, 2019 vs. WSH (8th Inning)
Walks Allowed	6, Tim Stauffer on August 30, 2011 @ LAD (2nd inning)
Errors Committed, 9-Inning Game	6, 6x, last: June 1, 1990 vs. ATL
Errors Committed, Extra-Inning Game	6, May 7, 1972 @ NYM

## DOUBLEHEADER RECORDS

### Club General

Padres Players Used, Both Games	41 on May 30, 1977 @ SF
Opposing Players Used, Both Games	43 on September 21, 1986 @ LAD
Players Used by Both Teams, Both Games	75 on September 25, 1986 @ LAD
Longest Games, Innings	30 on September 24, 1971 vs. HOU (G1: 21 innings and G2: 9 innings)
Longest Games, Time	7:39 on September 24, 1971 vs. HOU (G1 at 5:25 and G2 at 2:14)

### Club Batting

Strikeouts	23 on September 2, 2017 vs. LAD (G1: 9 and G2: 14)
Strikeouts, Extra-Inning Games	23, 2x, last: May 8, 1970 @ MON (G1: 11 and G2: 12)
Strikeouts, Both Teams	43 on July 8, 1995 @ HOU (G1: 31 and G2: 12)

### Club Pitching

Strikeouts	26 on May 29, 1971 vs. NYM (G1: 10 and G2: 16)
Strikeouts, Both Teams	43 on July 8, 1995 @ HOU (G1: 31 and G2: 12)
Pitchers Used, Padres	13 on May 30, 1977 @ SF (G1:6 and G2:7)
Pitchers Used, Padres in Extra-Innings	15 on June 16, 1985 @ SF (G1: 5 and G2: 10 in 13 innings)
Strikeouts, Both Teams	43 on July 8, 1995 @ HOU (G1: 31 and G2: 12)

### Individual Batting

Hits	7, 6x, last: Tony Gwynn on September 29, 1999 @ STL
Doubles	5, Mike Ivie on May 30, 1977 @ SF
Home Runs	5, Nate Colbert on August 1, 1972 @ ATL
RBI	13, Nate Colbert on August 1, 1972 @ ATL
XBH	5, 3x, last: Sixto Lezcano on July 31, 1982 @ CIN
Total Bases	22, Nate Colbert on August 1, 1972 @ ATL

### Individual Pitching

Won Both Games	Bob Miller on June 23, 1971 vs. HOU
Lost Both Games	Mark Thurmond on June 16, 1985 @ SF
Saves in Both Games	Fernando Rodney on May 11, 2016 @ CHC
Runs Scored in a Loss	14, August 29, 2001 @ STL (14-16)



## CONSECUTIVE RECORDS

### Club General

Games Won, Overall	14 (June 18-July 2, 1999)
Games Won, Home	11 (May 2-31, 2005)
Games Won, Road	8 (April 19-May 14, 2006)
Games Won vs. Any One Club, Home	15 (April 16, 1993-August 12, 1995 vs. STL)
Games Won vs. Any One Club, Road	11 (September 19, 2009-August 11, 2012 @ PIT)
Games Lost, Overall	13 (May 8-21, 1994)
Games Lost, Home	12 (May 22-June 10, 1972)
Games Lost, Road	13 (April 25-May 18, 1971)
Games Lost vs. Any One Club, Home	14 (April 8, 1973-September 26, 1974 vs. LAD)
Games Lost vs. Any One Club, Road	14 (May 4, 1993-May 24, 1995 @ MON)

### Club Batting

Hits in One Game, Padres	8, 4x, last: September 8, 2017 @ ARI
Hits in One Game, Opponent	10 (August 6, 2007 @ STL)
Batters Hitting Home Runs, Padres	3, 4x, last: April 1, 1997 vs. NYM (Gomez, Henderson, Veras in 6th inning)
Batters Reaching Base Safely, Opponents	10, 2x, last: September 8, 2017 @ ARI

### Club Pitching

Shutouts, Won	4 (July 28-31, 1984)
Shutouts vs. One Club	2, 20x, last: May 1 and 2, 2012 vs. MIL
Strikeouts in One Game, Relievers	9, September 12, 2018 @ SEA (José Castillo and Craig Stammen, Trey Wingenter, Robert Stock)
Scoreless Innings Pitched, Padres	40.2, July 28 (7th inning) - August 1 (1st inning), 1984
Scoreless Innings Pitched, Opponents	37.2, July 21-24, 1971
Scoreless Innings Pitched vs. Single Club	31.0, April 22 (4th inning)-July 26 (8th inning), 1988 vs. HOU
Hitless Innings To Start Game	8.2, 2x, last: July 9, 2011 @ LAD (five pitchers)

### Club Pitching

Shutouts, Won	4 (July 28-31, 1984)
Shutouts vs. One Club	2, 20x, last: May 1 and 2, 2012 vs. MIL
Strikeouts in One Game, Relievers	9, September 12, 2018 @ SEA (José Castillo and Craig Stammen, Trey Wingenter, Robert Stock)
Scoreless Innings Pitched, Padres	40.2, July 28 (7th inning) - August 1 (1st inning), 1984
Scoreless Innings Pitched, Opponents	37.2, July 21-24, 1971
Scoreless Innings Pitched vs. Single Club	31.0, April 22 (4th inning)-July 26 (8th inning), 1988 vs. HOU
Hitless Innings To Start Game	8.2, 2x, last: July 9, 2011 @ LAD (five pitchers)

### Club Fielding

Games Without an Error	11, 2x, last: April 14-26, 2013
Games Without an Error to Begin a Season	5 (April 5-9, 1988)
Innings without an Error	108.0, August 16 (4th inning)-August 29 (2nd inning), 2010
Most Errorless Games, Single Season	107 (2010)
Games With 1+ Error	18 (June 5-22, 1971)
Games with a Double Play, Padres	14, 2x, last: September 3-17, 2002
Games with a Double Play, Opponents	18 (May 13-June 2, 1986)

### Individual General

Games Played	305, Steve Garvey (1984-1986)
Successful Stolen Base Attempts	28, Everth Cabrera (September 25, 2010 - August 25, 2012)

### Individual Batting

Hitting Streak	34 games, Benito Santiago (August 25-October 2, 1987)
Hits Without Making an Out	8, 5x, last: Kevin Kouzmanoff (August 12-13, 2009)
Times Reaching Base Safely (via H, BB and HBP)	13, Brian Giles (June 19-22, 2005)
Games with a Home Run	6, Graig Nettles (August 11-22, 1984)
At Bats with a Home Run, Same Batter	3, 11x, last: Hunter Renfroe (July 24-25, 2018)
Hits as a Pinch Hitter	6, 2x, last: Brett Wallace (August 23 - September 4, 2015)

### Individual Pitching

Winning Decisions, Starter	11, 3x, last: Kevin Brown (May 26-August 5, 1998)
Winning Decisions, Reliever	11, Butch Metzger (September 22, 1975-August 8, 1976)
Losing Decisions	11, Gary Ross (May 4-August 20, 1969)
Complete Games	5, 2x, last: Randy Jones (1976)
Winning Decisions vs. Single Club	11, Jake Peavy (September 22, 2004-September 25, 2008 vs. LAD)
Hitless Innings to Start Game	8.2, Steve Arlin (July 18, 1972 vs. PHI)
Hitless Innings	12.1, Bill Laxton (July 14-August 12, 1974)
Shutouts	3, 2x, last: Randy Jones (May 6-16, 1980)
Scoreless Innings, Starter	30.0, Randy Jones (1980)
Scoreless Innings, Reliever	33.2, Cia Meredith (2006)
Strikeouts	9, Jake Peavy (April 25, 2007)
Batters Retired	28, 2x, last: Mike Adams (March 31-April 20, 2011)
Batters Retired, Single Game	25, Bob Shirley (April 22, 1977 vs. HOU)
Walkless Innings	68.0, Randy Jones (May 17-June 22, 1976)

# HISTORY & RECORDS

## CONSECUTIVE RECORDS

Longest Hitting Streak			
Rank	Player	Games	Year
1	Benito Santiago	34	1987
2	John Flaherty	27	1996
3	Tony Gwynn	25	1983
4	Bip Roberts	23	1994
5	Bobby Brown	21	1983
	Steve Finley	21	1996
7	Tony Gwynn	20	1997
8	Tony Gwynn	19	1997
	Tony Fernandez	19	1992
10	Eric Owens	18	1999
	Tony Gwynn	18	1988
	Chris James	18	1989
	Gary Sheffield	18	1992

## Longest Winning Streaks

Rank	Games	Dates	Year
1	14	June 18-July 2, 1999	1987
2	11	June 7-19, 1998	1996
	11	April 14-27, 1982	1983
4	10	July 25-August 4, 1978	1994
	10	May 15-May 25, 2009	1983
6	9	April 30-May 8, 2006	1996

## ROOKIE BATTING RECORDS

Games		
1	Ozzie Smith	1978 159
2	Bill Almon	1977 155
	Yonder Alonso	2012 155
4	Dave Campbell	1970 154
5	Josh Barfield	2006 150
	Mike Champion	1977 150

AVG		
1	Benito Santiago	1987 .300
2	Juan Bonilla	1981 .290
3	Gene Richards	1977 .290
4	Josh Barfield	2006 .280
5	Kevin Kouzmanoff	2007 .275

OBP		
1	Gene Richards	1977 .363
2	Khalil Greene	2004 .349
3	Yonder Alonso	2012 .348
4	Carmelo Martinez	1984 .340
5	Juan Bonilla	1981 .337

SLG		
1	Benito Santiago	1987 .467
2	Kevin Kouzmanoff	2007 .457
3	Khalil Greene	2004 .446
4	Jedd Gyorko	2013 .444
5	Josh Barfield	2006 .423

Hits		
1	Benito Santiago	1987 164
2	Bill Almon	1977 160
3	Gene Richards	1977 152
	Ozzie Smith	1978 152
5	Josh Barfield	2006 151

Doubles		
1	Yonder Alonso	2012 39
2	Benito Santiago	1987 33
3	Josh Barfield	2006 32
4	Khalil Greene	2004 31
5	Kevin Kouzmanoff	2007 30

Triples		
1	Bill Almon	1977 11
	Gene Richards	1977 11
3	Everth Cabrera	2009 8
4	Cito Gaston	1969 7
	Stan Jefferson	1987 7
	Jerry Morales	1972 7
	Luis Salazar	1980 7
	Manuel Margot	2017 7

Home Runs		
1	Hunter Renfro	2017 26
2	Jedd Gyorko	2013 23
3	Fernando Tatis Jr.	2019 22
4	Ryan Schimpf	2016 20
	Christian Villanueva	2018 20

RBI		
1	Benito Santiago	1987 79
2	Kevin Kouzmanoff	2007 74
3	Carmelo Martinez	1984 66
4	Khalil Greene	2004 65
5	Jedd Gyorko	2013 63

Runs Scored		
1	Roberto Alomar	1988 84
2	Gene Richards	1977 79
3	Ricky Gutierrez	1993 76
4	Bill Almon	1977 75
5	Josh Barfield	2006 72

AB		
1	Bill Almon	1977 613
2	Ozzie Smith	1978 590
3	Dave Campbell	1970 581
4	Enzo Hernandez	1971 549
	Yonder Alonso	2012 549

BB		
1	Carmelo Martinez	1984 68
2	Yonder Alonso	2012 62
3	Gene Richards	1977 60
4	Enzo Hernandez	1971 54
5	Khalil Greene	2004 53

SO		
1	Hunter Renfro	2017 140
2	Jedd Gyorko	2013 123
3	Cito Gaston	1969 117
4	Dave Campbell	1970 115
5	Bill Almon	1977 114

SB		
1	Gene Richards	1977 56
2	Ozzie Smith	1978 40
3	Stan Jefferson	1987 34
4	Alan Wiggins	1982 33
5	Travis Jankowski	2016 30

All club records are only in seasons with at least 162 games played





## ROOKIE PITCHING RECORDS

Wins			
1	Bob Shirley	1977	12
2	Butch Metzger	1976	11
3	Matt Clement	1999	10
	Eric Show	1982	10
5	11 tied with		9

Losses			
1	Clay Kirby	1969	20
2	Steve Arlin	1971	19
3	Bob Shirley	1977	18
4	Bill Greif	1972	16
5	Joe McIntosh	1975	15

Winning Percentage			
1	Butch Metzger	1976	.733
2	Eric Show	1982	.625
3	Joey Hamilton	1994	.600
4	Jimmy Jones	1987	.563
	Chris Paddack	2019	.563

Appearances			
1	Butch Metzger	1976	77
2	Larry Hardy	1974	76
3	Akinori Otsuka	2004	73
4	Luke Gregerson	2009	72
5	Kevin Walker	2000	70

Games Started			
1	Clay Kirby	1969	35
	Bob Shirley	1977	35
3	Steve Arlin	1971	34
4	Matt Clement	1999	31
	Dave Freisleben	1974	31

Complete Games			
1	Steve Arlin	1971	10
2	Dave Freisleben	1974	6
	Randy Jones	1973	6
4	Dan Spillner	1974	5
5	Four tied with		4

Shutouts			
1	Steve Arlin	1971	4
2	Eight tied with		2

Saves			
1	Butch Metzger	1976	16
2	Luis DeLeon	1982	15
3	Al Severinsen	1971	8
4	Dale Thayer	2012	7
5	Frank Reberger	1969	6
	Greg Harris	1989	6
	Kevin Quackenbush	2014	6

IP			
1	Steve Arlin	1971	2272
2	Clay Kirby	1969	2152
3	Bob Shirley	1977	2140
4	Dave Freisleben	1974	2112
5	Al Santorini	1969	1842

ERA			
1	Steve Arlin	1971	3.48
2	Dave Freisleben	1974	3.66
3	Joe McIntosh	1975	3.69
4	Bob Shirley	1977	3.70
5	Chris Welsh	1981	3.78


SO			
1	Steve Arlin	1971	156
2	Cory Luebke	2011	154
3	Chris Paddack	2019	153
4	Bob Shirley	1977	146
5	Joey Lucchesi	2018	145

BB			
1	Dave Freisleben	1974	112
2	Steve Arlin	1971	103
3	Clay Kirby	1969	100
	Bob Shirley	1977	100
5	Matt Clement	1999	86

Opponent AVG			
1	Dave Freisleben	1974	.242
2	Steve Arlin	1971	.244
3	Clay Kirby	1969	.252
4	Bob Shirley	1977	.259
5	Dave Roberts	1970	.261

SO/9			
1	Matt Clement	1999	6.73
2	Steve Arlin	1971	6.17
3	Bob Shirley	1977	6.14
4	Mike Caldwell	1972	5.61
5	Dave Freisleben	1974	5.53

Min. 162.0 IP for SO/9, ERA and Opponents AVG.  
Min. 15 decisions for Winning Percentage



# HISTORY & RECORDS

## BATTING RECORDS BY POSITION

Games			
C	Benito Santiago	1991	151
1B	Steve Garvey	1985	162
2B	Roberto Alomar	1989	157
	Alan Wiggins	1984	157
3B	Chase Headley	2012	159
SS	Freddy Galvis	2018	160
OF	Brian Giles	2004	159
	Tony Gwynn	1986	159

Batting AVG			
C	Terry Kennedy	1981	.303
1B	Wally Joyner	1997	.324
2B	Mark Loretta	2004	.335
3B	Gary Sheffield	1992	.330
SS	Everth Cabrera	2013	.283
OF	Tony Gwynn	1994	.396

OBP			
C	Gene Tenace	1977	.448
1B	Jack Clark	1990	.438
2B	Mark Loretta	2004	.391
3B	Ken Caminiti	1996	.409
SS	Everth Cabrera	2013	.355
OF	Tony Gwynn	1994	.456

SLG			
C	Mike Piazza	2006	.514
1B	Fred McGriff	1992	.557
2B	Mark Loretta	2004	.495
3B	Ken Caminiti	1996	.623
SS	Khalil Greene	2007	.468
OF	Greg Vaughn	1998	.590

Hits			
C	Benito Santiago	1987	164
1B	Steve Garvey	1985	184
2B	Mark Loretta	2004	208
3B	Gary Sheffield	1992	183
SS	Tony Fernandez	1992	171
OF	Tony Gwynn	1987	217

Doubles			
C	Terry Kennedy	1982	40
1B	Adrian Gonzalez	2007	46
2B	Mark Loretta	2004	47
3B	Ken Caminiti	1996	37
SS	Khalil Greene	2007	44
OF	Tony Gwynn	1997	48

Triples			
C	Nick Hundley	2011	5
	Benito Santiago	1990	5
1B	Ryan Klesko	2001	6
	Steve Garvey	1985	6
2B	Jeff Gardner	1993	7
	Alan Wiggins	1984	7
3B	Sean Burroughs	2003	6
	Luis Salazar	1980	6
SS	Bill Almon	1977	11
OF	Tony Gwynn	1987	13
	Dave Roberts	2006	13

HR			
C	Mike Piazza	2006	20
1B	Adrian Gonzalez	2009	39
2B	Jedd Gyorko	2013	23
3B	Phil Nevin	2001	41
SS	Khalil Greene	2007	27
OF	Greg Vaughn	1998	48

RBI			
C	Terry Kennedy	1983	93
1B	Adrian Gonzalez	2008	119
2B	Mark Loretta	2004	76
3B	Ken Caminiti	1996	130
SS	Khalil Greene	2007	97
OF	Dave Winfield	1979	118


Runs Scored			
C	Terry Kennedy	1982	70
1B	Ryan Klesko	2001	105
2B	Mark Loretta	2004	108
3B	Ken Caminiti	1996	109
SS	Khalil Greene	2007	89
OF	Steve Finley	1996	124

AB			
C	Benito Santiago	1991	577
1B	Steve Garvey	1985	654
2B	Roberto Alomar	1989	622
3B	Kevin Kouzmanoff	2008	624
SS	Tony Fernandez	1992	622
OF	Steve Finley	1996	653

BB			
C	Gene Tenace	1977	88
1B	Jack Clark	1989	120
2B	Quilvio Veras	1998	83
3B	Chase Headley	2012	86
SS	Ozzie Smith	1980	71
OF	Rickey Henderson	1996	121

SO			
C	Derek Norris	2016	135
1B	Wil Myers	2017	180
2B	Damian Jackson	2001	124
3B	Chase Headley	2012	155
SS	Freddy Galvis	2018	147
OF	Mike Cameron	2007	160

SB			
C	Benito Santiago	1987	21
1B	Alan Wiggins	1983	28
	Wil Myers	2016	28
2B	Alan Wiggins	1984	68
3B	Luis Salazar	1982	29
SS	Ozzie Smith	1980	57
OF	Gene Richards	1980	61





## RELIEF PITCHING RECORDS

Wins			
1	Butch Metzger	1976	11
	Rollie Fingers	1980	11
3	Goose Gossage	1984	10
	Dan Miceli	1998	10
5	Six tied with		9

IP			
1	Rollie Fingers	1977	132.1
2	Butch Metzger	1976	123.1
	Lance McCullers	1987	123.1
4	Dan Spillner	1977	123.0
5	Greg Harris	1990	117.1

Opponent AVG			
1	Tim Worrell	1996	.137
2	Joaquin Benoit	2014	.151
3	Mike Adams	2011	.155
4	Joaquin Benoit	2015	.159
5	Ryan Buchter	2016	.160

Losses			
1	Rollie Fingers	1978	13
2	Gary Lucas	1982	10
	Lance McCullers	1987	10
	Mark Davis	1988	10
5	Three tied with		9

ERA			
1	Cla Meredith	2006	1.07
2	Kirby Yates	2019	1.19
3	Bob Miller	1971	1.41
4	Trevor Hoffman	1998	1.48
5	Joaquin Benoit	2014	1.49

SO/9			
1	Kirby Yates	2019	14.98
2	Kirby Yates	2017	14.07
3	Craig Kimbrel	2015	13.20
4	Brad Hand	2018	13.20
5	Kirby Yates	2018	12.86

Winning Percentage			
1	Scott Linebrink	2005	.889
2	Kevin Walker	2000	.875
	Rudy Seanez	2005	.875
4	Mark Grant	1989	.800
5	Two tied with		.778

SO			
1	Lance McCullers	1987	126
2	Rollie Fingers	1977	113
3	Trevor Hoffman	1996	111
	Trevor Hoffman	1997	111
	Brad Hand	2016	111

Appearances			
1	Craig Lefferts	1986	83
2	Brad Hand	2016	82
3	Heath Bell	2007	81
4	Luke Gregerson	2010	80
	Cla Meredith	2007	80

BB			
1	Dan Spillner	1977	60
2	Lance McCullers	1987	59
3	John D'Acquisto	1979	57
4	Lance McCullers	1988	55
5	Butch Metzger	1976	52

# HISTORY & RECORDS

## LAST TIME IT HAPPENED

### Batting

Hit For the Cycle	Wil Myers (April 10, 2017 @ COL)
Hit For the Cycle, Opponent	Greg Colbrunn (September 18, 2002 vs. ARI)
Inside-the-Park Home Run	Everth Cabrera (June 8, 2012 @ MIL, 3rd inning, off Shaun Marcum)
Inside-the-Park Home Run, Opponent	Ian Desmond (June 14, 2019 @ COL, 6th inning, off Miguel Diaz)
Home Runs from Both Sides of the Plate	Yangervis Solarte (May 27, 2016 vs. ARI)
Two Home Runs, Single Game	Ty France (September 1, 2019 @ SF)
Three Home Runs, Single Game	Hunter Renfroe (June 14, 2019 @ COL)
Leadoff Home Run	Greg Garcia (September 1, 2019 @ SF, off Jeff Samardzija)
Grand Slam	Eric Hosmer (August 4, 2019 @ LAD, 3rd inning, off Kenta Maeda)
Grand Slam, Opponent	Christian Walker (September 28, 2019 @ ARI, 7th inning, off David Bednar)
Pinch-Hit Grand Slam	Hunter Renfroe (May 5, 2019 vs. LAD, 9th inning, off Kenley Jansen)
Pinch-Hit Grand Slam, Opponent	Pat Valaika (September 16, 2017 @ COL, 7th inning, off Cory Mazzoni)
Two Grand Slams in Single Game, Opponent	Moises Alou (1st inning) and Gary Sheffield (5th inning), April 28, 1997 @ FL
Grand Slam by Pitcher	Mike Cirkins (September 4, 1970 @ CIN, 4th inning, off Jim Merritt)
Walk-Off Home Run	Seth Mejias-Brean (September 22, 2019 vs. ARI, 10th inning, off Yoan López)
Home Run by Pitcher	Clayton Richard (April 9, 2018 @ COL, 4th inning, off Jon Gray)
Home Run by Pitcher, Opponent	Zack Greinke (April 2, 2019 vs. ARI, 4th inning off Eric Lauer and 6th inning off Adam Warren)
Back-to-Back Home Runs	Fernando Tatis Jr. and Franmil Reyes (July 29, 2019 vs. BAL, 1st inning, off David Hess)
Back-to-Back-to-Back Home Runs	Chris Gomez, Rickey Henderson, Quilvio Veras (April 1, 1997 vs. NYM)
Back-to-Back-to-Back Home Runs to Start a Game	Marvell Wynne, Tony Gwynn and John Kruk (April 13, 1987 vs. SF)
Four Home Runs, Single Inning	May 17, 2001 at New York-NL (3rd inning)
Three Players with Four-or-More Hits	Carlos Asuaje, Jose Pirela, Matt Szczur (July 21, 2017 @ SF)
Five Hits, Single Game	Manuel Margot (July 8, 2018 @ ARI)
Six Hits, Single Game	Adrian Gonzalez (August 11, 2009 @ MIL)
Six RBI, Single Game	Yangervis Solarte (August 22, 2017 @ STL)
Seven RBI, Single Game	Hunter Renfroe (September 27, 2016 vs. LAD)
Three-or-More Steals, Single Game	Fernando Tatis Jr., 3, (April 19, 2019 vs. CIN)
Two-Hits, Single Inning	Fernando Tatis Jr. (June 14, 2019 @ COL, 9th inning)
Two-Singles, Single Inning	Fernando Tatis Jr. (June 14, 2019 @ COL, 9th inning)
Two Doubles, Single Inning	Phil Stephenson (June 4, 1990 vs. HOU, 8th inning)
Two Triples, Single Inning	Never
Two Home Runs, Single Inning	Never
Five RBI, Single Inning	Bret Boone (June 26, 2000 @ LAD, 2nd inning)
Five Strikeouts, Single Game	Chase Headley (June 7, 2009 vs. ARI, 18 innings)
10-or-More Runs, Single Inning	10 (April 12, 2010 vs. ATL, 4th inning)

### Pitching

No-Hitter	Never
No-Hitter, Opponent	Walker Buehler, Tony Cingrani, Yimi Garcia and Adam Liberatore (May 4, 2018 vs. LAD)
No-Hitter, Petco Park	Tim Lincecum (July 13, 2013 vs. SF)
One-Hitter	Jordan Lyles, Kirby Yates and Brad Hand (May 15, 2018 vs. COL)
One-Hitter, Opponent	Chris Stratton and Derek Law (April 12, 2018 vs. SF)
Two Consecutive Complete Games	May 26, 2005 @ ARI (Jake Peavy) and May 27, 2005 @ SF (Brian Lawrence)
Three Consecutive Complete Games	September 24-25, 1988 vs. HOU and September 26-27, 1988 vs. LAD (4 complete games)
Back-to-Back Shutouts	May 11, 2016 @ CHC and May 12, 2016 @ MIL
Back-to-Back-to-Back Shutouts	April 23-24, 1988 vs. HOU and April 26, 1988 vs. STL
Back-to-Back-to-Back-to-Back Shutouts	July 28-29, 1984 vs. HOU and July 30-31, 1984 vs. LAD
Back-to-Back Complete Games	May 26, 2005 @ ARI (Jake Peavy) and May 27, 2005 @ SF (Brian Lawrence)
Back-to-Back Complete Game Shutouts	August 14-16, 1998 vs. MIL, Sterling Hitchcock and Kevin Brown



## LAST TIME IT HAPPENED

### Defensive

Triple Play	June 10, 2010 @ NYM (G2), turned by Chase Headley (3B), Lance Zawadzki (2B) and Adrian Gonzalez (1B).
Triple Play, Opponent	August 7, 2016 vs. PHI (Jabari Blash in the 7th)
Committed Four Errors	April 18, 2017 vs. ARI
Committed Five Errors	May 17, 2002 vs. NYM
Committed Six Errors	June 1, 1990 vs. ATL
Turned Five Double Plays	July 3, 2018 @ OAK
Turned Six Double Plays	August 28, 2016 @ MIA

### Baserunning

Straight Steal of Home	Melvin Upton Jr. (June 3, 2016 vs. COL)
Straight Steal of Home, Opponent	Elvis Andrus (September 1, 2015 vs. TEX)
Steal of Home in a Double Steal	Manuel Margot (July 13, 2019 vs. ATL)
Steal of Home in a Double Steal, Opponent	Kike Hernandez (April 6, 2017 @ LAD)
Stolen Base by a Pitcher	Tyson Ross (July 1, 2018 vs. PIT)
Stolen Base by a Pitcher, Opponent	Shohei Ohtani (August 14, 2018 vs. LAA)



### All-Time Triple Plays Turned by San Diego (8)

Date	Opponent	Batter	Inn.	Players Involved
August 13, 1969	vs. CHC	Williams	1	J. Niekro (P) to Dean (SS)
August 1, 1971	vs. ATL	Brown	7	Mason (2B) to Colbert (1B) to Hernandez (SS)
June 4, 1972	vs. CHC	Hundley	9	Robles (SS) to Thomas (2B) to Colbert (1B)
April 11, 1978	@ ATL	P. Niekro	2	Almon (3B) to Thomas (2B) to Richards (1B)
July 31, 1983	vs. ATL	Hubbard	4	Templeton (SS) to Flannery (2B) to Bevacqua (1B)
April 9, 1989	@ HOU	Caminiti	8	Salazar (3B) to Alomar (2B) to Clark (1B) to Parent (C)
May 19, 1997	@ CIN	Taubensee	1	Ashby (P) to Gomez (SS) to Cianfrocco (1B)
June 10, 2010 (G2)	@ NYM	Tejada	2	Headley (3B) to Zawadzki (2B) to Gonzalez (1B)

# HISTORY & RECORDS

## 1984 NL CHAMPIONSHIP SERIES

The 1984 Padres became the first team in NLCS play and only the second team in Championship Series history to come back from a 2-0 deficit to win the series (1982 Milwaukee Brewers in the ALCS). The Chicago Cubs hit six home runs in the first two games at Wrigley Field, winning 13-0 and 4-2. But in their return home to San Diego, consecutive record-breaking crowds filled San Diego/Jack Murphy Stadium as the Padres swept the trio of home games, advancing to their first-ever World Series. First baseman Steve Garvey hit .400 (8-for-20) in the five games en route to his second-career NLCS MVP Award. In Game 4, Garvey went 4-for-5 with a dramatic two-run HR off Cubs' ace reliever Lee Smith in the bottom of the ninth. The Padres rallied from a three-run deficit in the fifth game, with Craig Lefferts earning the win in each of the final two games.



### Game 1

#### October 2 @ CHC

	1	2	3	4	5	6	7	8	9	R	H	E
SD	0	0	0	0	0	0	0	0	0	0	6	1
CHC	2	0	3	0	6	2	0	0	x	13	16	0

WP (Sutcliffe) LP (Show) SV (none)

### Game 2

#### October 3 @ CHC

	1	2	3	4	5	6	7	8	9	R	H	E
SD	0	0	0	1	0	1	0	0	0	2	5	0
CHC	1	0	2	1	0	0	0	0	x	4	8	1

WP (Trout) LP (Thurmond) SV (Smith)

### Game 3

#### October 4 vs. CHC

	1	2	3	4	5	6	7	8	9	R	H	E
CHC	0	1	0	0	0	0	0	0	0	1	5	0
SD	0	0	0	0	3	4	0	0	x	7	11	0

WP (Trout) LP (Thurmond) SV (Smith)

### Game 4

#### October 6 vs. CHC

	1	2	3	4	5	6	7	8	9	R	H	E
CHC	0	0	0	3	0	0	0	2	0	5	8	1
SD	0	0	2	0	1	0	2	0	2	7	11	0

WP (Lefferts) LP (Smith) SV (none)

### Game 5

#### October 7 vs. CHC

	1	2	3	4	5	6	7	8	9	R	H	E
CHC	2	1	0	0	0	0	0	0	0	3	5	1
SD	0	0	0	0	2	4	0	x	6	8	0	0

WP (Lefferts) LP (Sutcliffe) SV (Gossage)



## 1984 SAN DIEGO PADRES

*shoot short p. 2 per m v g*



23 - Dick Williams



33 - Harry Dunlop



29 - Deacon Jones



34 - Jack Krol



46 - Norm Sherry




32 - Ozzie Virgil



7 - Kurt Bevacqua



26 - Bobby Brown





## 1984 WORLD SERIES

In San Diego's first trip to the World Series, the Padres went head-to-head with the Detroit Tigers, who finished the regular season with a Major League-best 104-58 record. The Tigers won Game 1 at San Diego's Jack Murphy Stadium, with the Padres tying the series with a 5-3 win in Game 2. Kurt Bevacqua went 3-for-4 in Game 2 with a fifth-inning, three-run home run, and he hit .412 (7-for-17) with two doubles, two homers and four RBI in the series. Andy Hawkins earned the win in Game 2, working 5.1 shutout innings of one-hit relief. Following the Padres Game 2 victory, the Tigers swept the final three contests to win their fourth World Championship in Detroit Tigers' history.



### Game 1

October 9 vs. DET

	1	2	3	4	5	6	7	8	9	R	H	E
DET	1	0	0	0	2	0	0	0	0	3	8	0
SD	2	0	0	0	0	0	0	0	0	2	8	1

WP (Morris) LP (Thurmond) SV (none)

### Game 2

October 10 vs. DET

	1	2	3	4	5	6	7	8	9	R	H	E
DET	3	0	0	0	0	0	0	0	0	3	7	3
SD	1	0	0	1	3	0	0	0	x	5	11	0

WP (Hawkins) LP (Petry) SV (Lefferts)

### Game 3

October 12 @ DET

	1	2	3	4	5	6	7	8	9	R	H	E
SD	0	0	1	0	0	0	1	0	0	2	10	0
DET	0	4	1	0	0	0	0	0	x	5	7	0

WP (Wilcox) LP (Lollar) SV (Hernandez)

### Game 4

October 13 @ DET

	1	2	3	4	5	6	7	8	9	R	H	E
SD	0	1	0	0	0	0	0	0	1	2	5	2
DET	2	0	2	0	0	0	0	0	x	4	7	0


WP (Morris) LP (Show) SV (none)

### Game 5

October 14 @ DET

	1	2	3	4	5	6	7	8	9	R	H	E
SD	0	0	1	2	0	0	0	1	0	4	10	1
DET	3	0	0	0	1	0	1	1	3	x	8	11

WP (Lopez) LP (Hawkins) SV (Hernandez)



# HISTORY & RECORDS

## 1996 NL DIVISION SERIES

After winning the West on the last day of the regular season, the Padres were swept in the Division Series by the St. Louis Cardinals, the National League Central Champions. In Game 3, a sellout crowd of 53,899 fans at Jack Murphy Stadium cheered wildly as the Padres erased 1-0 and 5-4 deficits. Following the heartbreaking loss, San Diego fans stood and cheered the Padres, who returned to the field from the clubhouse and recognized the fans for keeping the faith during an unforgettable 1996 season.



### Game 1

October 1 @ STL

	1	2	3	4	5	6	7	8	9	R	H	E
<b>SD</b>	0	0	0	0	0	1	0	0	0	1	8	1
<b>STL</b>	3	0	0	0	0	0	0	0	x	3	6	0

WP (Stottlemyre) LP (Hamilton) SV (Eckersley)

### Game 2

October 3 @ STL

	1	2	3	4	5	6	7	8	9	R	H	E
<b>SD</b>	0	0	0	0	1	2	0	1	0	4	6	0
<b>STL</b>	0	0	1	0	3	0	0	1	x	5	5	1

WP (Honeycutt) LP (Bochtler) SV (Eckersley)

### Game 3

October 5 vs. STL

	1	2	3	4	5	6	7	8	9	R	H	E
<b>STL</b>	1	0	0	0	0	3	1	0	2	7	13	1
<b>SD</b>	0	2	1	1	0	0	0	1	0	5	11	2

WP (Mathews) LP (Hoffman) SV (Eckersley)








## 1998 NL DIVISION SERIES

After winning the NL West by 9.5 games with a franchise-best 98-64 record, the Padres defeated the Central Division Champion Houston Astros in four games.

In Game 1 against Randy Johnson, Padres' starter Kevin Brown fanned a Division Series-record 16 batters and allowed only two hits in 8.0 shutout innings, en route to the Padres' their first playoff win since 1984. 65,235 fans filled Qualcomm Stadium Upon their return to San Diego, and on just three day's rest, Kevin Brown limited the Astros to one run on three hits over 6.2 innings, and Trevor Hoffman struck out the side in the ninth to preserve the 2-1 win. In Game 4, Sterling Hitchcock defeated Randy Johnson, allowing one run on three hits and 11 strikeouts over 6.0 innings.



### Game 1

September 29 @ HOU

	1	2	3	4	5	6	7	8	9	R	H	E
<b>SD</b>	0	0	0	0	0	1	0	1	0	2	9	1
<b>HOU</b>	0	0	0	0	0	0	0	0	1	1	4	0

WP (Brown) LP (Johnson) SV (Hoffman)

### Game 2

October 1 @ HOU

	1	2	3	4	5	6	7	8	9	R	H	E
<b>SD</b>	0	0	0	0	0	2	0	0	2	4	8	1
<b>HOU</b>	1	0	2	0	0	0	0	1	1	5	11	1

WP (Wagner) LP (Miceli) SV (none)

### Game 3

October 3 vs. HOU

	1	2	3	4	5	6	7	8	9	R	H	E
<b>HOU</b>	0	0	0	0	0	0	1	0	0	1	4	0
<b>SD</b>	0	0	0	0	0	1	1	0	x	2	3	0

WP (Miceli) LP (Elarton) SV (Hoffman)

### Game 4

October 4 vs. HOU

	1	2	3	4	5	6	7	8	9	R	H	E
<b>HOU</b>	0	0	0	1	0	0	0	0	0	1	3	1
<b>SD</b>	0	1	0	0	0	1	0	4	x	6	7	1

WP (Hitchcock) LP (Johnson) SV (none)





# HISTORY & RECORDS

## 1998 NL CHAMPIONSHIP SERIES

The Padres were considerable underdogs heading to Atlanta to take on the Braves, on the Atlanta, the "team of the '90s." San Diego had not played in the NLCS in 14 years, and the start of the series opener at Turner Field was further delayed by rain by 2 hours and 1 minute. The game started at 10:16 p.m. and went into extra innings, capped by a 10th-inning solo home run from Ken Caminiti to win 3-2.

The Padres claimed Game 2 behind Kevin Brown's three-hit, complete game shutout, fanning 11 in the process. In front of 62,779 at Qualcomm Stadium in Game 3, Sterling Hitchcock and four relievers led the Friars to a 4-1 win, combining to allow one run with 12 strikeouts and out-pitching four-time Cy Young winner Greg Maddux. The Braves claimed both Games 4 and 5, and back at Turner Field, Sterling Hitchcock, the eventual NLCS MVP fanned eight in 5.0 innings of two-hit, shutout ball. The Padres plated five runs in the sixth, advancing to their second World Series with a 5-0 win.



### Game 1

October 7 @ ATL

	1	2	3	4	5	6	7	8	9	10	R	H	E
SD	0	0	0	0	1	0	0	1	0	1	3	7	0
ATL	0	0	1	0	0	0	0	0	1	0	2	8	3

WP (Hoffman) LP (Lightenberg) SV (Wall)

### Game 2

October 8 @ ATL

	1	2	3	4	5	6	7	8	9	R	H	E
SD	0	0	0	0	0	1	0	0	2	3	11	0
ATL	0	0	0	0	0	0	0	0	0	0	3	1

WO (Brown) LP (Glavine) SV (none)

### Game 3

October 10 vs. ATL

	1	2	3	4	5	6	7	8	9	R	H	E
ATL	0	0	1	0	0	0	0	0	0	1	8	2
SD	0	0	0	0	2	0	0	2	x	4	7	0

WO (Hitchcock) LP (Maddux) SV (Hoffman)

### Game 4

October 11 vs. ATL

	1	2	3	4	5	6	7	8	9	R	H	E
ATL	0	0	0	1	0	1	6	0	0	8	12	0
SD	0	0	2	0	0	1	0	0	0	3	8	0

WP (Martinez) LP (Hamilton) SV (none)

### Game 5

October 12 vs. ATL

	1	2	3	4	5	6	7	8	9	R	H	E
ATL	0	0	0	1	0	1	0	5	0	7	14	1
SD	2	0	0	0	0	2	0	0	2	6	10	1

WP (Rocker) LP (Brown) SV (Maddux)

### Game 6

October 14 @ ATL

	1	2	3	4	5	6	7	8	9	R	H	E
SD	0	0	0	0	0	5	0	0	0	5	10	0
ATL	0	0	0	0	0	0	0	0	0	0	2	1

WP (Hitchcock) LP (Glavine) SV (none)



## 1998 WORLD SERIES

The Padres made their first World Series appearance in 14 years in taking on the New York Yankees, who had tied the American League record with 114 regular season wins. In the series opener at Yankee Stadium, the Friars stormed to a 5-2 lead on a two-run home run off the bat of Greg Vaughn in the third and back-to-back homers by Tony Gwynn and Vaughn in the fifth. In the seventh, New York plated seven runs with Chuck Knoblauch's game-tying, three-run homer and Tino Martinez's game-winning grand slam.

In the second game, New York scored nine runs on 14 hits in the first five innings on the way to a 9-3 win, shifting the series to the West Coast. Game 3 went scoreless until the sixth, when San Diego struck first with an RBI single by Tony Gwynn. The Padres went up 3-0, but Yankees retaliated with two runs in the seventh and three in the eighth. The Padres closed to within 5-4 in the eighth before Mariano Rivera ended the Friars' threat. In Game 4, before the largest crowd to ever see a baseball game in San Diego (65,427) the Padres and Yankees were locked in a scoreless tie until the sixth, when New York broke through against Kevin Brown on an RBI groundout. Then in the eighth, the Yanks extended the lead on an RBI single by Brosius and a sac fly by Ricky Ledee. Rivera worked out of a bases-loaded jam in the eighth and shut down the Padres in the ninth as the Yankees closed out their 24th World Series Championship.



### Game 1

October 17 @ NYY

	1	2	3	4	5	6	7	8	9	R	H	E
SD	0	0	2	0	3	0	0	1	0	6	8	1
NYY	0	2	0	0	0	0	0	7	0	x	9	9

WP (Wells) LP (Wall) SV (Rivera)

### Game 2

October 18 @ NYY

	1	2	3	4	5	6	7	8	9	R	H	E
SD	0	0	0	0	1	0	0	2	0	3	10	1
NYY	3	3	1	0	2	0	0	0	x	9	16	0

WP (Hernandez) LP (Ashby) SV (none)

### Game 3

October 20 vs. NYY

	1	2	3	4	5	6	7	8	9	R	H	E
NYY	0	0	0	0	0	2	3	0	5	9	1	
SD	0	0	0	0	3	0	1	0	4	7	1	

WP (Mendoza) LP (Hoffman) SV (Rivera)

### Game 4

October 21 vs. NYY

	1	2	3	4	5	6	7	8	9	R	H	E
NYY	0	0	0	0	1	0	2	0	3	9	0	
SD	0	0	0	0	0	0	0	0	0	7	0	

WP (Pettitte) LP (Brown) SV (Rivera)



# HISTORY & RECORDS

## 2005 NL DIVISION SERIES

The Padres, crowned National League West Champions with an 82-80 record, traveled to St. Louis to face the NL Central Champion Cardinals in the second postseason meeting between the two clubs (first: 1996 NLDS). NL strikeout leader Jake Peavy was tagged for eight runs on eight hits over 4.1 innings, and he was forced from the game by a previously injured fractured rib. The Padres plated three runs in the ninth to cut the lead to 8-5 before Ramon Hernandez struck out with the bases loaded to end the game.

Pedro Astacio started Game 2 at Busch Stadium, and though he allowed just three hits, he issued three walks. Though the Padres scored two late runs and out-hit St. Louis for a second consecutive game, they fell by a score of 6-2. The Padres returned to San Diego two days later, hosting their first-ever postseason game at Petco Park, though the Friars fell 7-4 in the final game of the series.



### Game 1

October 4 @ STL

	1	2	3	4	5	6	7	8	9	R	H	E
SD	0	0	0	0	0	0	1	1	3	5	13	1
STL	1	0	3	0	4	0	0	0	x	8	10	1

WP (Carpenter) LP (Peavy) SV (none)

### Game 2

October 6 @ STL

	1	2	3	4	5	6	7	8	9	R	H	E
SD	0	0	0	0	0	0	1	1	0	2	10	1
STL	0	0	2	2	0	0	2	0	x	6	6	0

WP (Mulder) LP (Astacio) SV (none)

### Game 3

October 8 vs. STL

	1	2	3	4	5	6	7	8	9	R	H	E
STL	1	4	0	0	2	0	0	0	0	7	13	1
SD	0	0	0	0	2	0	1	1	0	4	9	0

WP (Morris) LP (Williams) SV (Isringhausen)





## 2006 NL DIVISION SERIES

In winning its second straight National League West Division title in 2006, the Padres made back-to-back trips to the postseason for the first time in franchise history. The Padres finished with an identical 88-74 record as the Los Angeles Dodgers, but they claimed the crown after winning the season series, 13-5.

The Friars drew the St. Louis Cardinals in the first-round of the playoffs for the second consecutive year, marking the third playoff meeting between the two clubs since 1996. In Game 1, Jake Peavy took the mound, blanking the Cardinals for 3.0 innings before giving up five runs over the next 2.1 frames. 2005 National League Cy Young Award winner Chris Carpenter limited San Diego to one run in the Padres' 5-1 loss. In Game 2, veteran David Wells held St. Louis to two runs over 5.0 innings, but STL's Jeff Weaver combined with four relievers to blank San Diego 2-0 in front of 43,463 at Petco Park. In Game 3 in St. Louis, Chris Young shut out the Cardinals for 6.2 innings at the new Busch Stadium, and Trevor Hoffman pitched a perfect ninth for his first postseason save since the 1998 NLCS. The 3-1 win was the first postseason victory for the Padres since clinching the National League Pennant in 1998. In Game 4, Chris Carpenter tossed 6.0 scoreless frames against San Diego, and the eventual World Series Champion Cardinals bested the Friars 6-2.



## NL 2006 DS

### Game 1

October 3 vs. STL

	1	2	3	4	5	6	7	8	9	R	H	E
STL	0	0	0	3	1	1	0	0	0	5	12	0
SD	0	0	0	0	0	1	0	0	0	1	6	0

WP (Carpenter) LP (Peavy) SV (none)

### Game 2

October 5 vs. STL

	1	2	3	4	5	6	7	8	9	R	H	E
STL	0	0	0	2	0	0	0	0	0	2	10	0
SD	0	0	0	0	0	0	0	0	0	0	4	0

WP (Weaver) LP (Wells) SV (Wainwright)

### Game 3

October 7 @ STL

	1	2	3	4	5	6	7	8	9	R	H	E
SD	0	0	0	3	0	0	0	0	0	3	10	0
STL	0	0	0	0	0	0	0	1	0	1	5	2

WP (Young) LP (Suppan) SV (Hoffman)

### Game 4

October 8 @ STL

	1	2	3	4	5	6	7	8	9	R	H	E
SD	2	0	0	0	0	0	0	0	0	2	9	1
STL	2	0	0	0	0	4	0	0	x	6	7	0

WP (Carpenter) LP (Williams) SV (none)

# HISTORY & RECORDS

## ALL-TIME ROSTER (1969-2019)

Through the end of the 2019 season, 1,028 players have appeared in at least one game for the Padres.

### A (41)

Abner, Shawn (1987-91)  
 Acosta, Ed (1971-72)  
 Adams, Mike (2008-11)  
 Akins, Jon (2006)  
 Aldrete, Mike (1991)  
 Alexander, Manny (2005-2006)  
 Alfonso, Eliezer (2009)  
 Allen, Austin (2019)  
 Allen, Dusty (2000)  
 Allen, Logan (2019)  
 Almanzar, Carlos (1999-2000)  
 Almon, Bill (1974-79)  
 Almonte, Abraham (2014-15)  
 Alomar, Roberto (1988-90)  
 Alomar Jr., Sandy (1988-89)  
 Alonso, Yonder (2012-2015)  
 Alou, Matty (1974)  
 Alvarez, Gabe (2000)  
 Alvarez, R.J. (2014)  
 Amarista, Alexi (2012-2016)  
 Ambres, Chip (2008)  
 Ambriz, Hector (2014)  
 Andersen, Larry (1991-92)  
 Anderson, Dwain (1973)  
 Antonelli, Matt (2008-10)  
 Arcia, Jose (1969-70)  
 Arcia, Oswaldo (2016)  
 Arias, Alex (2001)  
 Arias, George (1997-99)  
 Ariin, Steve (1969-74)  
 Armstrong, Mike (1980-81)  
 Asadoor, Randy (1986)  
 Ashby, Andy (1993-99, 2004)  
 Ashford, Tucker (1976-78)  
 Astacio, Pedro (2005)  
 Aurilla, Rich (2004)  
 Asuaje, Carlos (2016-18)  
 Ausmus, Brad (1993-96)  
 Avila, Pedro (2019- )  
 Aybar, Erick (2017)  
 Azocar, Oscar (1991-92)

### B (89)

Baek, Cha Seung (2008-09)  
 Baerga, Carlos (1999)  
 Baez, Michel (2019- )  
 Baker, Chuck (1978, 1980)  
 Baker, John (2012-13)  
 Baldschun, Jack (1969-70)  
 Banks, Josh (2008-09)  
 Bard, Josh (2006-08)  
 Barfield, Josh (2006)  
 Barker, Kevin (2002)

Barnes, Clint (2015)  
 Barrett, Marty (1991)  
 Barrett, Michael (2007-08)  
 Bartlett, Jason (2011-12)  
 Barton, Bob (1970-72, 1974)  
 Bass, Anthony (2011-13)  
 Bass, Randy (1980-82)  
 Batchelor, Rich (1997)  
 Baumann, Buddy (2016-18)  
 Baxter, Mike (2010)  
 Bay, Jason (2003)  
 Beaman, Trey (1997)  
 Bean, Billy (1993-95)  
 Beck, Rod (2003-04)  
 Beckert, Glenn (1974-75)  
 Bednar, David (2019- )  
 Bell, Derek (1993-94)  
 Bell, Heath (2007-11)  
 Bellhorn, Mark (2006)  
 Benes, Andy (1989-95)  
 Benoit, Joaquin (2014-15)  
 Bennett, Gary (2003)  
 Bergman, Sean (1996-97)  
 Bernal, Victor (1977)  
 Berumen, Andres (1995-96)  
 Beswick, Jim (1978)

Bethancourt, Christian (2016-17)  
 Bevacqua, Kurt (1979-80, 1982-85)  
 Bilardello, Dann (1991-92)  
 Blair, Dennis (1980)  
 Blair, Willie (1995-96)  
 Blanco, Henry (2009)  
 Blanks, Kyle (2009-2014)  
 Blash, Jabari (2016-17)  
 Blefary, Curt (1972)  
 Blum, Geoff (2005, 2006-2007)  
 Bocachica, Hiram (2007)  
 Bochtler, Doug (1995-97)  
 Bochy, Bruce (1983-87)  
 Boehringer, Brian (1998-2000)  
 Bolaños, Ronald (2019- )  
 Bones, Ricky (1991)  
 Bonilla, Juan (1981-83)  
 Booker, Greg (1983-89)  
 Boone, Bret (2000)  
 Boone, Dan (1981-82)  
 Bowen, Rob (2006-2007)  
 Boxberger, Brad (2012-13)  
 Boyd, Jason (2002)  
 Boyer, Blaine (2014)  
 Brach, Brad (2011-13)  
 Bradley, Milton (2007)  
 Bragg, Darren (2004)  
 Branyon, Russell (2006-2007)

Bravo, Angel (1971)  
 Brazelton, Dewon (2006)  
 Breslow, Craig (2005)  
 Brewer, Colten (2018)  
 Briggs, Dan (1979)  
 Brocail, Doug (1992-94, 2007)  
 Brower, Jim (2006)  
 Brown, Bobby (1983-85)  
 Brown, Chris (1987-88)  
 Brown, Emil (2001)  
 Brown, Jarvis (1993)  
 Brown, Kevin (1998)  
 Brown, Ollie (1969-72)  
 Bruske, Jim (1997, 1998)  
 Buchanan, Brian (2002-04)  
 Buchter, Ryan (2016-17)  
 Buckner, Billy (2014)  
 Bumbry, Al (1985)  
 Burke, Chris (2009)  
 Burns, Cory (2012)  
 Burroughs, Sean (2002-05)  
 Burrows, Terry (1997)  
 Byers, Randell (1987-88)  
 Bynum, Mike (2002-04)

### C (71)

Cabrera, Everth (2009-2014)  
 Cahill, Trevor (2017)  
 Caldwell, Mike (1971-73)  
 Cameron, Kevin (2007-08)  
 Cameron, Mike (2006-2007)  
 Caminiti, Ken (1995-98)  
 Campbell, Dave (1970-73)  
 Campbell, Mike (1994)  
 Campos, Leonel (2014-16)  
 Cannizzaro, Chris (1969-71, 1974)  
 Cantu, Jorge (2011)  
 Capps, Carter (2017)  
 Cardona, Javier (2002)  
 Carlin, Luke (2008)  
 Carlyle, Buddy (1999-2000)  
 Carpenter, Andrew (2011)  
 Carrillo, Cesar (2009-10)  
 Carter, Joe (1990)  
 Cash, Dave (1980)  
 Cashner, Andrew (2012-16)  
 Cassel, Jack (2007)  
 Cassidy, Scott (2005-2006)  
 Castilla, Vinny (2006)  
 Castillo, José (2018- )  
 Castillo, Tony (1978)  
 Cedeno, Andujar (1995-96)  
 Cedeno, Ronny (2013)

Chacin, Jhoulys (2017)  
 Champion, Mike (1976-78)  
 Chiffer, Floyd (1982-84)  
 Cianfrocco, Archi (1993-98)  
 Cimber, Adam (2018)  
 Ciriaco, Pedro (2013)  
 Cirillo, Jeff (2004)  
 Clark, Brady (2007)  
 Clark, Jack (1989-90)  
 Clark, Jerald (1988-92)  
 Clark, Jermaine (2003)  
 Clark, Phil (1993-95)  
 Clark, Tony (2008)  
 Clarke, Horace (1974)  
 Clemens, Paul (2016)  
 Clement, Matt (1998-2000)  
 Clements, Pat (1989-92)  
 Colangelo, Mike (2001)  
 Colbert, Nate (1969-74)  
 Coleman, Dusty (2017)  
 Comstock, Keith (1987-88)  
 Condrey, Clay (2002-03)  
 Conrad, Brooks (2014)  
 Coolbaugh, Scott (1991)  
 Coombs, Danny (1970-71)  
 Cora, Joey (1987, 1989-90)  
 Cordero, Franchy (2017- )  
 Córdoba, Allen (2017- )  
 Corey, Bryan (2008)  
 Corkins, Mike (1969-74)  
 Corrales, Pat (1972-73)  
 Correia, Kevin (2009-10)  
 Cosart, Jarred (2016-17)  
 Costello, John (1991)  
 Couchee, Mike (1983)  
 Crabbe, Callix (2008)  
 Crespo, Cesar (2001-02)  
 Cruz, Deivi (2002)  
 Cruz Jr., Jose (2007)  
 Cunnane, Will (1997-2000)  
 Cunningham, Aaron (2010-2011)  
 Curtis, John (1980-82)  
 Cust, Jack (2006)  
 Cyr, Eric (2002)

### D (43)

D'Acquisto, John (1977-80)  
 d'Arnaud, Chase (2017)  
 Dade, Paul (1979-80)  
 Darnell, James (2011-12)  
 Darr, Mike (1999-2001)  
 Dasenczo, Doug (1996)  
 DaVanon, Jerry (1969)  
 Davey, Tom (2000-02)



## ALL-TIME ROSTER (1969-2019)

Davis, Ben (1998-01)	<b>F (29)</b>	Goebbert, Jake (2014)	Hayhurst, Dirk (2008)
Davis, Bill (1969)	Fahey, Bill (1979-80)	Gomez, Chris (1996-2001)	Hayward, Ray (1986-87)
Davis, Bob (1973, 1975-78)	Falkenberg, Brian (2005, 2008)	Gomez, Pat (1993)	Headley, Chase (2007-14, 18)
Davis, Jerry (1983, 1985)	Falu, Irving (2014)	Gonzalez, Adrian (2006-10)	Hedges, Austin (2015- )
Davis, John (1990)	Faries, Paul (1990-92)	Gonzalez, Alberto (2011)	Henderson, Rickey (1996-97, 2001)
Davis, Mark (1987-89, 1993-94)	Fernandez, Tony (1991-92)	Gonzalez, Alex (2004)	Hendrick, George (1977-78)
Davis, Storm (1987)	Ferrara, Al (1969-71)	Gonzalez, Edgar (2008-09)	Henn, Sean (2008)
Davis, Willie (1976)	Fick, Robert (2004-05)	Gonzalez, Enrique (2008)	Hensley, Clay (2005-08)
Deago, Roger (2003)	Fikac, Jeremy (2001-2002)	Gonzalez, Fernando (1978-79)	Herbel, Ron (1970)
Decker, Cody (2015)	Fingers, Rollie (1977-80)	Gonzalez, Tony (1969)	Herges, Matt (2003)
Dean, Tommy (1969-71)	Finley, Steve (1995-98)	Gonzalez, Wiki (1999-2003)	Hermanson, Dustin (1995-96)
Decker, Jaff (2013)	Fiore, Mike (1972)	Gorman, Tom (1987)	Hermida, Jeremy (2011-12)
Decker, Marty (1983)	Fireovid, Steve (1981, 1983)	Gossage, Rich (1984-87)	Hernandez, Carlos (1997-2000)
Deduno, Samuel (2011)	Flaherty, John (1996-97)	Grandal, Yasmani (2012-14)	Hernandez, Enzo (1971-77)
Deer, Rob (1996)	Flannery, Tim (1979-89)	Grant, Mark (1987-90)	Hernandez, Jeremy (1991-93)
De Haan, Kory (2000-02)	Florie, Bryce (1994-96)	Green, Gary (1986, 1989)	Hernandez, Ramon (2004-05)
De La Cruz, Eulogio (2009)	Floyd, Cliff (2009)	Greene, Khalil (2003-08)	Hemdon, Junior (2001)
DeLeon, Luis (1982-85)	Folkers, Rich (1975-76)	Greer, Brian (1977, 1979)	Hessler, Keith (2016)
Denorfia, Chris (2010-2014)	Forsythe, Logan (2011-13)	Gregerson, Luke (2009-13)	Higgins, Kevin (1993)
DeWitt, Matt (2002)	Foster, Alan (1975-76)	Greif, Bill (1972-76)	Hilton, Dave (1972-75)
Deshaias, Jim (1992)	France, Ty (2019- )	Griffin, Mike (1982)	Hill, Shawn (2009)
Despaigne, Odrisamer (2014-15)	Francoeur, Jeff (2014)	Griffin, Tom (1976-77)	Hinshaw, Alex (2012)
Diaz, Miguel (2017- )	Franklin, Jay (1971)	Grubb, John (1972-76)	Hinshaw, George (1982-83)
Dickerson, Alex (2015-19)	Freisleben, Dave (1974-78)	Guerra, Javy (2018- )	Hitchcock, Sterling (1997-2001, 2004)
Dilone, Miguel (1985)	Friedrich, Christian (2016-17)	Guerrero, Tayron (2016)	Hoffman, Trevor (1993-2008)
Dishman, Glenn (1995-96)	Frieri, Ernesto (2009-12)	Guevara, Carlos (2008)	Holbert, Ray (1994-95)
Dobson, Pat (1970)	Frisella, Danny (1975)	Gutierrez, Ricky (1993-94)	Holtz, Mike (2002)
Dominguez, Jose (2016)	Fuentes, Reymond (2013)	Guzman, Domingo (1999-2000)	Hosmer, Eric (2018- )
Dorsett, Brian (1991)	Fuentes, Tito (1975-76)	Guzman, Freddy (2004)	Howard, Ben (2002-03)
Doyle, Paul (1970)	Fulchino, Jeff (2011)	Guzman, Jesus (2011-13)	Howard, Thomas (1990-92)
Dravecky, Dave (1982-87)		Gwosdz, Doug (1981-84)	Howell, Jack (1991)
Dukes, Tom (1969-70)	<b>G (61)</b>	Gwynn, Chris (1996)	Hoyt, LaMarr (1985-86)
Dunne, Mike (1990)	Gale, Rocky (2015-2017)	Gwynn, Tony (1982-2001)	Hriniak, Walt (1969)
Dupree, Mike (1976)	Gallagher, Sean (2009-10)	Gwynn Jr., Tony (2009-10)	Hubbard, Trinidad (2002)
Durango, Luis (2009-10)	Galvis, Freddy (2018)	Gyorko, Jedd (2013-2015)	Huber, Justin (2008)
	Gamble, Oscar (1978)		Hudson, Orlando (2011-12)
	Gant, Ron (2002)		Hughes, Phil (2018)
	Garces, Frank (2014-16)	<b>H (66)</b>	Hundley, Nick (2008-14)
	Garcia, Carlos (1999)	Hackman, Luther (2003)	Hundley, Randy (1975)
	Garcia, Greg (2019- )	Haeger, Charlie (2008)	Hunter, Cedric (2011)
	Garcia, Jesse (2005)	Hahn, Don (1975)	Huntz, Steve (1970, 1975)
	Garcia, Ralph (1972, 1974)	Hahn, Jesse (2014)	Hurst, Bruce (1989-93)
	Garcia, Ralph (1972, 1974)	Hairston, Scott (2007-09, 2010)	Hyers, Tim (1994-95)
	Gardner, Jeff (1992-93)	Hairston Jr., Jerry (2010)	Hynes, Colt (2013)
	Gardner, Wes (1991)	Hamilton, Joey (1994-98)	Hyzdu, Adam (2005)
	Garland, Jon (2010)	Hammaker, Atlee (1990-91)	
	Garvey, Steve (1983-87)	Hammond, Chris (2005)	<b>I (3)</b>
	Gaspar, Rod (1971, 1974)	Hampson, Justin (2007-08)	Iguchi, Tadahito (2008)
	Gaston, Clarence (1969-74)	Hamren, Erik (2011)	Iorg, Dane (1986)
	Gaudin, Chad (2009)	Hand, Brad (2016-18)	Ivie, Mike (1971, 1974-77)
	Geer, Josh (2008-09)	Hansen, Dave (2003-04)	
	Geran, Bob (1997)	Harang, Aaron (2011)	<b>J (31)</b>
	Gerhardt, Rusty (1974)	Hardy, Larry (1974-75)	Jackson, Damian (1999-2001, 2005)
	Germano, Justin (2003-05, 2007-08)	Hargrove, Mike (1979)	Jackson, Danny (1997)
	Gerut, Jody (2008-09)	Harris, Gene (1992-94)	Jackson, Darrin (1989-92)
	Giles, Brian (2003-09)	Harris, Greg (1984)	Jackson, Edwin (2016)
	Giles, Marcus (2007)	Harris, Greg W. (1988-93)	Jackson, Jay (2015)
	Giovanolina, Ed (1998-99)	Hawkins, Andy (1982-88)	Jackson, Roy Lee (1985)
	Goddard, Joe (1972)	Hawpe, Brad (2011)	
<b>E (21)</b>			
Eaton, Adam (2000-05)			
Eckstein, David (2009-10)			
Edmonds, Jim (2008)			
Edwards, Dave (1981-82)			
Edwards, Jon (2015)			
Edwards Jr., Carl (2019)			
Eichelberger, Juan (1978-82)			
Eiland, David (1992-93)			
Ekstrom, Mike (2008-09)			
Elliott, Donnie (1994-95)			
Elliott, Randy (1972, 1974)			
Ellis, A.J. (2018)			
Embree, Alan (2002, 2006)			
Ennsberg, Morgan (2007)			
Erdoes, Todd (1997, 2000)			
Erlin, Robbie (2013-19)			
Esch, Jake (2017)			
Estes, Shawn (2006, 2008)			
Ettles, Mark (1993)			
Evans, Barry (1978-81)			
Everitt, Leon (1969)			

# HISTORY & RECORDS

## ALL-TIME ROSTER (1969-2019)

James, Chris (1989)	Kubiak, Ted (1975-76)	Ludwick, Ryan (2010-11)	Melendez, Jose (1991-92)
Jankowski, Travis (2015-19)	Kuhaulua, Fred (1981)	Luebke, Cory (2010-12)	Melendez, Luis (1976-77)
Jarvis, Kevin (2000-03)		Lundquist, David (2001-02)	Mellville, Tim (2017)
Jay, Jon (2016)		Lyles, Jordan (2017-18)	Mendez, Donald (2001, 2003)
Jefferson, Stan (1987-88)		Lynn, Fred (1990)	Menhart, Paul (1997)
Jestadt, Garry (1971-72)			Meredith, Cla (2006-09)
Jeter, John (1971-72)	<b>L (58)</b>		Merloni, Lou (2003)
Jimenez, D'Angelo (2001-02)	LaForest, Pete (2007)		Metzger, Butch (1975-77)
Jodie, Brett (2001)	Lamet, Dinelson (2017- )		Miceli, Dan (1998-99)
Johnson, Ben (2005-2006)	Lampkin, Tom (1990-92, 2002)	<b>M (98)</b>	Middlebrook, Jason (2001-02)
Johnson, Brian (1994-96)	Lancellotti, Rick (1982)	Mabry, John (2000)	Middlebrooks, Will (2015)
Johnson, Erik (2016)	Lane, Jason (2007, 2014-15)	Machado, Manny (2019- )	Mikolas, Miles (2012-13)
Johnson, Jerry (1975-76)	Langston, Mark (1998)	Macias, Drew (2007-09)	Miller, Bob (1971, 1973)
Johnson, Jonathan (2002)	Lankford, Ray (2001-02)	Mack, Shane (1987-88)	Miller, Ed (1984)
Johnson, Mike (1974)	Lansford, Joe (1982-83)	Mackowiak, Rob (2007)	Mirabelli, Doug (2006)
Johnson, Rob (2011)	LaPoint, Dave (1986)	Maddux, Greg (2007-08)	Mitchell, Bryan (2018-19)
Johnstone, Jay (1979)	LaRocca, Greg (2000)	Maddux, Mike (1991-92)	Mitchell, Kevin (1987)
Jones, Bobby J. (2001-02)	Latos, Mat (2009-2011)	Magadan, Dave (1999-2001)	Monge, Sid (1983-84)
Jones, Bobby M. (2002)	Lauer, Eric (2018-19)	Makita, Kazuhisa (2018-19)	Montanez, Willie (1980)
Jones, Chris (1997)	Lawrence, Brian (2001-05)	Manuel, Jerry (1982)	Montefusco, John (1982-83)
Jones, Jimmy (1986-88)	Laxton, Bill (1971, 1974)	Margevicius, Nick (2019- )	Montgomery, Steve (2000)
Jones, Randy (1973-80)	Layne, Tommy (2012-13)	Margot, Manuel (2016-19)	Moore, Adam (2014)
Jones, Ruppert (1981-83)	LeBlanc, Wade (2008-11)	Marquis, Jason (2012-13)	Morales, Jerry (1969-73)
Joshua, Von (1980)	Ledezma, Wil (2007-08)	Marshall, Dave (1973)	Morales, Rich (1973-74)
Joyner, Wally (1996-99)	Lee, David (2001)	Martin, Al (2000)	Morejon, Adrian (2019- )
	Lee, Derrek (1997)	Martinez, Carmelo (1984-89)	Moreland, Keith (1988)
	Lee, Leron (1971-73)	Martinez, Jose (1994)	Moreno, Edwin (2009)
	Lee, Mark (1978-79)	Martinez, Luis (2011)	Moreno, Jose (1981)
	Lee, Zach (2017)	Martinez, Pedro (1993-94)	Moreno, Juan (2002)
<b>K (32)</b>	Lefebvre, Joe (1981-83)	Martini, Nick (2019)	Morrow, Brandon (2015-16)
Kazmar, Sean (2008)	Lefferts, Craig (1984-87, 1990-92)	Mason, Don (1971-73)	Morton, Colt (2007-08)
Keisler, Randy (2003)	Leiper, Dave (1987-89)	Mason, Roger (1993)	Moseley, Dustin (2011-12)
Kelley, Dick (1969-71)	Leone, Justin (2006)	Mateo, Marcos (2015)	Moses, Jerry (1975)
Kelley, Shawn (2015)	Lewis, Jim (1991)	Maton, Phil (2017-19)	Mota, Jose (1991)
Kelly, Casey (2012-15)	Leyritz, Jim (1998-99)	Matos, Julius (2002)	Mouton, James (1998)
Kelly, Van (1969-70)	Lezcano, Sixto (1982-83)	Mathews, Mike (2003)	Mujica, Edward (2009-10)
Kemp, Matt (2015-16)	Libran, Francisco (1969)	Mathews Jr., Gary (1999, 2003)	Mulligan, Sean (1996)
Kendall, Fred (1969-76, 1979-80)	Lilliquist, Derek (1990-91)	Maurer, Brandon (2015-17)	Mumphrey, Jerry (1980)
Kennedy, Brett (2018- )	Linebink, Scott (2003-2007)	Maurer, Dave (2000-01)	Muñoz, Andres (2019- )
Kennedy, Ian (2013-2015)	Liriano, Rymr (2014)	Mauser, Tim (1993-95)	Mura, Steve (1978-81)
Kennedy, Terry (1981-86)	Littlefield, John (1981)	May, Darrell (2005)	Murray, Dan (1989)
Kershner, Jason (2002)	Livingstone, Scott (1994-97)	Maybin, Cameron (2011-14)	Murray, Heath (1997, 1999)
Kilkenny, Mike (1972)	Lloyd, Kyle (2017)	Mazzoni, Cory (2015-17)	Murrell, Ivan (1969-73)
Kimberl, Craig (2015)	Llobaton, Jose (2009)	McAndrew, Jim (1974)	Myers, Greg (1998-99)
Kingman, Dave (1977)	Lockett, Walker (2018)	McAnulty, Paul (2005-08)	Myers, Randy (1992, 1998)
Kingsale, Gene (2002)	Lockhart, Keith (1994, 2003)	McBean, Alvin (1969)	Myers, Rodney (2000-02)
Kinney, Dennis (1978-80)	Locklear, Gene (1973-76)	McCool, Billy (1969)	Myers, Wil (2015- )
Kinsler, Ian (2019)	Loewer, Carlton (2001, 2002)	McCovey, Willie (1974-76)	Myrow, Bryan (2007-08)
Kirby, Clay (1969-73)	Lolich, Mickey (1978-79)	McCullers, Lance (1985-88)	
Kirkman, Michael (2016)	Lollar, Tim (1981-84)	McDavid, Ray (1994-95)	
Kivlehan, Patrick (2016)	Long, Joey (1997)	McElroy, Chuck (2001)	
Klesko, Ryan (2000-2006)	Long, Terrence (2004)	McGrath, Kyle (2017- )	
Knott, Jon (2004, 2006)	Lopez, Arturo (2009)	McGriff, Fred (1991-93)	<b>N (24)</b>
Kolb, Brandon (2000)	Lopez, Luis (1993-94, 1996)	McIntosh, Joe (1974-75)	Nady, Xavier (2000, 2003-05, 2014)
Kotsay, Mark (2001-03, 2012-13)	Lopez, Raffy (2018)	McLeary, Marty (2004)	Nagy, Charles (2003)
Kouzmanoff, Kevin (2007-09)	Lopez, Rodrigo (2000)	McReynolds, Kevin (1983-86)	Naylor, Josh (2019- )
Kroon, Marc (1995, 1997-98)	Loretta, Mark (2003-05)	Meadows, Brian (2000)	Neal, Blaine (2004)
Krueger, Bill (1994-95)	Loup, Aaron (2019)	Medica, Tommy (2013-14)	Nelson, Chris (2014)
Krug, Chris (1969)	Lucas, Gary (1980-83)	Mejía, Francisco (2018- )	Nelson, Rob (1987-90)
Kruk, John (1986-89)	Lucchesi, Joey (2018- )	Mejias-Brean, Seth (2019- )	Neshek, Pat (2011)





## ALL-TIME ROSTER (1969-2019)

Nettles, Graig (1984-86)	Perez, Santiago (2001)	Reyes, Franmil (2018-19)	Santorini, Al (1969-71)		
Nevin, Phil (1999-05)	Perkins, Broderick (1978-82)	Reynolds, Ken (1976)	Sardinas, Luis (2016-17)		
Newfield, Marc (1995-96)	Perlozzo, Sammy (1979)	Reynolds, Ronn (1990)	Sawyer, Rick (1976-77)		
Newhan, David (1999-2000)	Perry, Gaylord (1978-79)	Richard, Clayton (2009-13, 2016-18)	Scanlon, Pat (1977)		
Nicholson, Kevin (2000)	Petagine, Roberto (1995)	Richards, Garrett (2019- )	Schaeffer, Mark (1972)		
Nickle, Doug (2002)	Peterson, Adam (1991)	Richards, Gene (1977-83)	Schimpf, Ryan (2016-17)		
Niekro, Joe (1969)	Peterson, Jace (2014)	Riggs, Adam (2001)	Schiraldi, Calvin (1989-90)		
Nieves, Melvin (1993-95)	Pettis, Gary (1992)	Ring, Royce (2007)	Schulze, Don (1989)		
Nieves, Wil (2002, 2015)	Phillips, Kyle (2011)	Rivera, Mike (2003)	Scott, John (1974-75)		
Nix, Jacob (2018- )	Phillips, Mike (1981)	Rivera, Rene (2013-14)	Scott, Tim (1991-93, 1997)		
Nolte, Eric (1987-89, 1991)	Phoebus, Tom (1971-72)	Rivera, Roberto (1999)	Scribner, Evan (2011)		
Noonan, Nick (2016)	Piazza, Mike (2006)	Rivera, Ruben (1997-2000)	Seanez, Rudy (1993, 2001, 2005, 2006)		
Norman, Fred (1971-73)	Pickford, Kevin (2002)	Rizzo, Anthony (2011)	Sears, Todd (2003)		
Norris, Bud (2015)	Pirela, Jose (2016-19)	Roa, Joe (2003)	Selma, Dick (1969)		
Norris, Derek (2015-2016)	Pittman, Joe (1982)	Roach, Donn (2014)	Seminara, Frank (1992-93)		
Nunez, Jose (2001-2002)	Plantier, Phil (1993-95, 1997)	Roberts, Dave A. (1969-71)	Serafini, Dan (2000)		
Nyman, Gerry (1970)	Podres, Johnny (1969)	Roberts, Dave R. (2005-2006)	Serrano, Wascar (2001)		
<b>O (16)</b>				Roberts, Dave W. (1972-75, 1977-78)	Severinsen, Al (1971-72)
Ohlendorf, Ross (2012)	Pomeranz, Drew (2016)	Roberts, Leon (1986, '88-91, '94-95)	Sharon, Dick (1975)		
Ojeda, Miguel (2003-05)	Poreda, Aaron (2009)	Robinson, Chris (2013)	Sheets, Andy (1998)		
Olivo, Miguel (2005)	Presley, Jim (1991)	Robinson, Dave (1970-71)	Sheffield, Gary (1992-93)		
Oquist, Mike (1996)	Puffer, Brandon (2004)	Robinson, Kerry (2004)	Sherman, Darrell (1993)		
Oropesa, Eddie (2004)	Pyznarski, Tim (1986)	Robles, Oscar (2007)	Shields, James (2015-16)		
Orosco, Jesse (2003)	<b>Q (6)</b>				Shiell, Jason (2002)
Osting, Jimmy (2001)	Quackenbush, Kevin (2014-17)	Robles, Rafael (1969-70, 1972)	Shiple, Craig (1991-94, 1996-97)		
O'Sullivan, Sean (2013)	Qualls, Chad (2011)	Rodney, Fernando (2016)	Shirley, Bob (1977-80)		
Osuna, Al (1996)	Quantrill, Cal (2019- )	Rodriguez, Aurelio (1980)	Show, Eric (1981-90)		
Osuna, Antonio (2004)	Quantrill, Paul (2005)	Rodriguez, Edwin (1983, 1985)	Shumpert, Terry (1997)		
Otsuka, Akinori (2004-05)	Quentin, Carlos (2012-2014)	Rodriguez, Luis (2008-09)	Siebert, Paul (1977)		
Overton, Dillon (2017-19)	Quintero, Humberto (2003-04)	Rodriguez, Rich (1990-93)	Siebert, Sonny (1975)		
Owchinko, Bob (1976-79)	<b>R (72)</b>				Sierra, Candy (1988)
Owens, Eric (1999-2000)	Rader, Doug (1976-77)	Rodriguez, Roberto (1970)	Sikorski, Brian (2006)		
Owings, Micah (2012)	Rakers, Aaron (2007)	Roenicke, Ron (1984)	Silva, Walter (2009)		
Oxspring, Chris (2005)	Ramirez, Alexei (2016)	Romero, Mandy (1997-98)	Simpson, Steve (1972)		
<b>P (42)</b>				Romo, Vicente (1973-74)	Sipin, John (1969)
Paddock, Chris (2019- )	Ramirez, Mario (1981-85)	Rondon, Jose (2016)	Sisk, Tommy (1969)		
Pagliarulo, Mike (1989-90)	Ramirez, Roberto (1998)	Rosales, Adam (2016)	Slaughter, Don (1997)		
Palacios, Vicente (2000)	Ramos, Cesar (2009-10)	Rosenberg, Steve (1991)	Sledge, Terrmel (2006-2007)		
Palmer, Lowell (1974)	Randa, Joe (2005)	Roskos, John (2000)	Slocum, Ron (1969-71)		
Palmer, Matt (2012)	Ransom, Cody (2013)	Ross, David (2005)	Slocumb, Heathcliff (2000)		
Parent, Mark (1986-90)	Rasmussen, Dennis (1983, 1988-91)	Ross, Gary (1969-74)	Smith, Bruce (2013)		
Park, Chan Ho (2005-2006)	Rasmussen, Eric (1978-80)	Ross, Tyson (2013-16, '18)	Smith, Jake (2016)		
Parrino, Andy (2011-12)	Rea, Colin (2015-16)	Royster, Jerry (1985-86)	Smith, Ozzie (1978-81)		
Patterson, Bob (1985)	Rea, Randy (1986-89)	Ruberto, Sonny (1969)	Smith, Pete (1997-98)		
Patterson, Eric (2011)	Rearick, Chris (2015)	Ruz, Jose (2017)	Smith, Seth (2014)		
Patterson, Scott (2008)	Reberger, Frank (1969)	Rusch, Glendon (2008)	Snook, Frank (1973)		
Patton, Troy (2014)	Redding, Tim (2005)	Russell, Adam (2009-10)	Solarte, Yangervis (2014-17)		
Payton, Jay (2004)	Reed, Jody (1995-96)	Rzeczynski, Marc (2015)	Solis, Ali (2012)		
Pearson, Jason (2002)	Reed, Steve (2002)	<b>S (94)</b>			
Peavy, Jake (2002-09)	Reineke, Chad (2008)	Sager, A.J. (1994)	Spangenberg, Cory (2014-18)		
Pelaez, Alex (2002)	Relaford, Desi (2000)	Salazar, Luis (1980-84, 1987, 1989)	Spence, Josh (2011-12)		
Pena, Roberto (1969)	Renfroe, Hunter (2016-19)	Salazar, Oscar (2009-10)	Spencer, Stan (1998-2000)		
Perdomo, Luis (2009-10)	Rettenmund, Merv (1976-77)	Sanchez, Duaner (2009)	Spiezio, Ed (1969-72)		
Perdomo, Luis (2016- )	Reyes, Carlos (1998, 1999, 2000)	Sanchez, Hector (2016-17)	Spillner, Dan (1974-78)		
Perez, Oliver (2002-03)	Reyes, Dennis (2005)	Sanders, Reggie (1999)	Sprague, Ed (2000)		
	Reyes, Gerardo (2019- )	Sanders, Scott (1993-96, 1998)	Stablein, George (1980)		
	Reynolds, Don (1978-79)	Santiago, Benito (1986-92)	Stahl, Larry (1969-72)		

# HISTORY & RECORDS


## ALL-TIME ROSTER (1969-2019)

Stairs, Matt (2010)	Tomko, Brett (2002, 2007, 2008)	Wasinger, Mark (1986)	Young, Chris (2006-10)
Stanley, Fred (1972)	Tomlin, Dave (1974-77)	Watkins, Steve (2004)	Young, Eric (2005-06)
Stansberry, Craig (2007-09)	Torrealba, Yorvit (2010)	Weaver, Jered (2017)	
Staton, Dave (1993-94)	Torrens, Luis (2017- )	Webb, Ryan (2009-10)	<b>Z (1)</b>
Stauffer, Tim (2005-2014)	Torres, Alex (2014)	Webb, Tyler (2018)	Zawadzki, Lance (2010)
Steels, James (1987)	Torres, Hector (1975-76)	Weber, Thad (2013)	
Stephenson, Phil (1989-92)	Torres, Jose (2016-17)	Webster, Ramon (1970-71)	<b>Managers (18)</b>
Steverson, Todd (1996)	Trammell, Bubba (2001-03)	Weeks, Jemile (2016)	Black, Bud (2007-2015)
Stewart, Chris (2010)	Troedson, Rich (1973-74)	Wehrmeister, Dave (1976-78)	Bochy, Bruce (1995-2006)
Stilwell, Kurt (1992-93)	Trujillo, J.J. (2002)	Wells, David (2004, 2006-2007)	Boros, Steve (1986)
Stimac, Craig (1980-81)	Turner, Jerry (1974-81, 1983)	Wells, Jared (2008)	Bowa, Larry (1987-88)
Stock, Robert (2018-19)		Wells, Kip (2012)	Coleman, Jerry (1980)
Stoddard, Bob (1986)	<b>U (4)</b>	Welsh, Chris (1981-83)	Craig, Roger (1978-79)
Stoddard, Tim (1985-86)	Upton, Justin (2015)	Wengert, Don (1998)	Dark, Alvin (1977)
Stone, Ricky (2004)	Upton, Melvin (2015-16)	Werner, Andrew (2012)	Gomez, Preston (1969-72)
Strahn, Matt (2018- )	Uriás, Luis (2018-19)	Whisenant, Matt (1999-2000)	Green, Andy (2016-19)
Street, Huston (2012-2014)	Urrea, John (1981)	White, Rondell (2003)	Howard, Frank (1981)
Strom, Brent (1975-77)		Whitehurst, Wally (1993-94)	McKeon, Jack (1988-90)
Stults, Eric (2012-2014)	<b>V (26)</b>	Whiteside, Matt (1999-2000)	McNamara, John (1974-77)
Summers, Champ (1984)	Valdez, Ismael (2004)	Whitson, Ed (1983-84, 1986-91)	Murphy, Pat (2015)
Suppan, Jeff (2012)	Valdez, Jose (2017)	Wick, Rowan (2018)	Riddoch, Greg (1990-92)
Sutherland, Gary (1977)	Valdez, Rafael (1990)	Wieck, Brad (2018-19)	Riggleman, Jim (1992-94)
Sweeney, Brian (2004, 2006)	Valdez, Wilson (2005)	Wieland, Joe (2012-14)	Skinner, Bob (1977)
Sweeney, Mark (1997-98, 2002, 2005)	Valentine, Bobby (1975-77)	Wiggins, Alan (1981-85)	Williams, Dick (1982-85)
Sweet, Rick (1978)	Valenzuela, Fernando (1995-97)	Wiley, Mark (1978)	Zimmer, Don (1972-73)
Swisher, Steve (1981-82)	Vander Wal, John (1998-99)	Wilhelm, Jim (1978-79)	
Szczur, Matt (2017-18)	VanRyn, Ben (1998)	Wilkins, Rick (2001)	<b>Coaches (91)</b>
Szuminski, Jason (2004)	Vargas, Cesar (2016)	Williams, Bernie (1974)	Akerfelds, Darrel (2001-12)
	Watcher, Jim (1991-92)	Williams, Brian (1995)	Alomar, Sandy (1986-90)
<b>T (37)</b>	Vaughn, Greg (1996-98)	Williams, Eddie (1990, 1994-95, 1998)	Amalfitano, Joe (1976-77)
Tabaka, Jeff (1994-95)	Vazquez, Ramon (2002-04)	Williams, George (2000)	Anderson, Sparky (1969)
Tankersley, Dennis (2002-2004)	Velandia, Jorge (1997)	Williams, Jim (1969-70)	Balsley, Darren (2003-19)
Tatis Jr., Fernando (2019- )	Velasquez, Guillermo (1992-93)	Williams, Randy (2005)	Barajas, Rod (2019- )
Tatum, Jim (1996)	Venable, Will (2008- 2015)	Williams, Woody (1999-01, 2005-06)	Bialas, Dave (1993-94)
Taylor, Kerry (1993-94)	Veras, Dario (1996-97)	Williamson, Scott (2006)	Blair, Willie (2013- 2015)
Taylor, Ron (1972)	Veras, Quilvio (1997-99)	Willis, Ron (1970)	Bloomfield, Jack (1974)
Tejada, Miguel (2010)	Victorino, Shane (2003)	Wilson, Earl (1970)	Bochy, Bruce (1993-94)
Tekotte, Blake (2011-12)	Villafuerte, Brandon (2002-2003)	Wilson, Josh (2009)	Bochtler, Doug (2016-19)
Tellman, Tom (1979-80)	Villanueva, Carlos (2016)	Winfield, Dave (1973-80)	Booker, Greg (1997-2003)
Templeton, Garry (1982-91)	Villanueva, Christian (2017-18)	Wingenter, Trey (2018- )	Brinkman, Eddie (1981)
Tenace, Gene (1977-80)	Villone, Ron (1995-96)	Wise, Rick (1980-82)	Brock, Tarrik (2016)
Terrell, Walt (1989)	Vincent, Nick (2012-15)	Wisler, Matt (2019)	Cisco, Galen (1985-87)
Teufel, Tim (1991-93)	Vitiello, Joe (2000)	Witasick, Jay (2000-01, 2003-04)	Colbert, Craig (2007-08)
Tewksbury, Bob (1996)	Volquez, Edinson (2012-13)	Witt, Kevin (2001)	Craig, Roger (1969-72, 1976-78)
Thatcher, Joe (2007-13)	Vosberg, Ed (1986, 1998-99)	Wojna, Ed (1985-87)	Davenport, Jim (1974-75)
Thayer, Dale (2012- 2015)		Wolf, Randy (2008)	Dobson, Pat (1988-90)
Thomas, Derrell (1972-74, 1978)	<b>W (59)</b>	Wood, Travis (2017)	Dunlop, Harry (1983-87)
Thompson, Jason (1996)	Walker, Kevin (2000-03)	Worrell, Tim (1993-97)	Easley, Damion (2019- )
Thompson, Mike (2006-2007)	Walker, Pete (1996)	Wright, Jaret (2003)	Espy, Duane (2000-02)
Thon, Dickie (1988)	Walker, Todd (2006)	Wynne, Marvell (1986-89)	Estrada, Chauck (1978-81)
Thornton, Matt (2016)	Wall, Donne (1988-2000)		Flannery, Tim (1996-2002)
Thurmond, Mark (1983-86)	Wallace, Brett (2015-16)	<b>X (0)</b>	Garcia, Dave (1970-73)
Tingley, Ron (1982)	Walter, Gene (1985-86)	<b>Y (4)</b>	Heist, Al (1980)
Tolan, Bobby (1974-75, 1979)	Walters, Dan (1992-93)	Yardley, Eric (2019)	Herman, Billy (1978-79)
Toliver, Fred (1989)	Ward, Kevin (1991-92)	Yates, Kirby (2017- )	Hoffman, Glenn (2006- )
Tollberg, Brian (2000-2003)	Warren, Adam (2019)		Johnson, Josh (2018)



## ALL-TIME ROSTER (1969-2019)

Jones, Deacon (1984-87)	Muser, Tony (2003-2006)	Roarke, Mike (1991-93)	Trammell, Alan (2000-02)
Jones, Jimmy (2012)	Nettles, Graig (1995)	Roberts, Dave (2011-2015)	Valentin, Jose (2014-15)
Joyner, Wally (2007-08)	Oglivie, Ben (2000)	Rodriguez, Eddie (2016)	Vazquez, Ramon (2017)
Kimm, Bruce (1991-92)	Otis, Amos (1988-90)	Roof, Phil (1978)	Virgil, Ozzie (1982-85)
Kotsay, Mark (2015)	Phillips, Dick (1980)	Schumaker, Skip (2018- )	Waller, Tye (1995, 2006)
Krol, Jack (1981-86)	Picciolo, Rob (1990-2005)	Sherry, Norm (1982-84)	Warthen, Dan (1996-97)
Lefebvre, Jim (2009)	Plantier, Phil (2012-2014)	Siebert, Sonny (1994-95)	Washington, Johnny (2017-19)
Little, Grady (1996)	Podres, Johnny (1973)	Simmons, Ted (2009-10)	Wietelmann, Whitey (1969-79)
Lopes, Davey (1995-99, 2003-05)	Posedel, Bill (1974)	Sisler, Dick (1975-76)	Williams, Don (1977-80)
Mathews, Jonathan (2017)	Powell, Alonzo (2012-15)	Skinner, Bob (1970-73, 1977)	Zimmer, Don (1972)
Magadan, Dave (2003-2006)	Rader, Doug (1978-79)	Smith, Dave (1999-01)	Zinter, Alan (2016-17)
Maloof, Jack (1990)	Radison, Dan (1993-94)	Snyder, Jim (1991-92)	
McCullough, Clyde (1980-82)	Ready, Randy (2009-11)	Sommers, Denny (1988-90)	
McGwire, Mark (2016-18)	Rettenmund, Merv (1991-99, 2006-07)	Stairs, Matt (2018)	
Meacham, Bobby (2007)	Renteria, Rick (2008-13)	Stevens, Ed (1981)	
Moon, Wally (1969)	Riddoch, Greg (1987-90)	Stewart, Dave (1998)	
Morgan, Tom (1975)	Rigney, Bill (1975)	Tolan, Bobby (1980-83)	



## NOTES

---

A series of horizontal dashed lines for writing notes.

# OPPONENTS



# OPPONENTS

ALL-TIME RECORDS VS. OPPONENTS			
Team	Home	Away	Overall
ARI	112-85	70-126	182-211 (.463)
ATL	152-166	125-191	277-357 (.437)
BAL	4-8	6-3	10-11 (.476)
BOS	4-8	3-6	7-14 (.333)
CWS	1-2	4-5	5-7 (.417)
CHC	121-125	102-144	223-269 (.453)
CIN	157-161	133-181-1	290-342-1 (.459)
CLE	1-2	5-7	6-9 (.400)
COL	118-111 <sup>^</sup>	97-128	215-239 (.474)
DET	6-6	0-3	6-9 (.400)
HOU	160-141	123-173	283-314 (.474)
KC	8-4	1-2	9-6 (.600)
LAA	6-8	9-8	15-16 (.484)
LAD	211-224-1 <sup>+</sup>	188-253	399-477-1 (.455)
MIA	49-45	53-50	102-95 (.518)
MIL	42-29	37-44	79-73 (.520)
MIN	2-8	3-7	5-15 (.250)
NYM	137-114+	113-131	250-245 (.505)
NYG	5-4	2-7	7-11 (.389)
OAK	6-12	4-11	10-23 (.303)
PHI	114-130	104-141	218-271 (.446)
PIT	112-130	113-134	225-264 (.460)
SF	219-219	188-245	407-464 (.467)
SEA	28-27	26-29	54-56 (.491)
STL	118-126 <sup>*</sup>	84-162	202-288 (.412)
TB	1-5	6-9	7-14 (.333)
TEX	9-10	9-13	18-23 (.439)
TOR	4-5	3-3	7-8 (.467)
WSH	120-128	109-130	229-258 (.470)

+ Includes a 2-1 record at Monterrey Stadium in Monterrey, Mexico from August 16-18, 1996

\* Includes a 1-2 record at Aloha Stadium in Honolulu, Hawaii from April 19-20, 1997

^ Includes an 0-1 record at Monterrey Stadium in Monterrey, Mexico on April 4, 1999

% Includes a 2-1 record at Monterrey Stadium in Monterrey, Mexico from May 4-6, 2018



### ANNUAL RECORDS VS. OPPONENTS

	ARI	ATL	BAL	BOS	CWS	CHC	CIN	CLE	COL	DET	HOU	KC	LAA	LAD	MIA	MIL	MIN	NYG	NYM	OAK	PHI	PIT	SF	SEA	STL	TB	TEX	TOR	WSH							
'69	-	5-13	-	-	-	1-11	7-11	-	-	-	8-10	-	-	-	6-12	-	-	-	1-11	-	4-8	2-10	6-12	-	4-8	-	-	-	8-4							
'70	-	9-9	-	-	-	3-9	10-8	-	-	-	4-14	-	-	-	7-11	-	-	-	6-6	-	3-9	6-6	5-13	-	4-8	-	-	-	6-6							
'71	-	7-11	-	-	-	3-9	8-10	-	-	-	8-10	-	-	-	5-13	-	-	-	5-7	-	8-4	3-9	5-13	-	4-8	-	-	-	5-6							
'72	-	11-6	-	-	-	3-9	10-8	-	-	-	2-12	-	-	-	5-13	-	-	-	5-7	-	6-6	2-10	4-10	-	4-8	-	-	-	6-6							
'73	-	6-12	-	-	-	5-7	5-13	-	-	-	8-10	-	-	-	9-9	-	-	-	4-8	-	3-9	4-8	7-11	-	4-8	-	-	-	5-7							
'74	-	1-17	-	-	-	6-6	6-12	-	-	-	7-11	-	-	-	2-16	-	-	-	6-6	-	7-5	3-9	11-7	-	5-7	-	-	-	6-6							
'75	-	11-7	-	-	-	7-5	7-11	-	-	-	9-9	-	-	-	7-11	-	-	-	4-8	-	5-7	4-8	8-10	-	4-8	-	-	-	5-7							
'76	-	8-10	-	-	-	6-6	5-13	-	-	-	8-10	-	-	-	12-6	-	-	-	5-7	-	4-8	5-7	8-10	-	4-8	-	-	-	8-4							
'77	-	7-11	-	-	-	5-7	7-11	-	-	-	10-8	-	-	-	6-12	-	-	-	6-6	-	3-9	2-10	8-10	-	8-4	-	-	-	7-5							
'78	-	10-8	-	-	-	5-7	9-9	-	-	-	10-8	-	-	-	9-9	-	-	-	7-5	-	4-8	7-5	8-10	-	9-3	-	-	-	6-6							
'79	-	12-6	-	-	-	3-9	7-10	-	-	-	4-14	-	-	-	9-9	-	-	-	8-4	-	3-9	5-7	8-10	-	4-8	-	-	-	5-7							
'80	-	6-12	-	-	-	8-4	3-15	-	-	-	7-11	-	-	-	9-9	-	-	-	11-1	-	4-8	6-6	10-8	-	7-5	-	-	-	2-10							
'81	-	6-9	-	-	-	3-3	2-10	-	-	-	3-11	-	-	-	5-6	-	-	-	5-2	-	2-4	4-6	6-7	-	3-7	-	-	-	2-4							
'82	-	7-11	-	-	-	8-4	12-6	-	-	-	9-9	-	-	-	9-9	-	-	-	6-6	-	5-7	6-6	10-8	-	4-8	-	-	-	5-7							
'83	-	9-9	-	-	-	7-5	9-9	-	-	-	7-11	-	-	-	12-6	-	-	-	6-6	-	7-5	3-9	11-7	-	6-6	-	-	-	4-8							
'84	-	11-7	-	-	-	6-6	11-7	-	-	-	12-6	-	-	-	8-10	-	-	-	6-6	-	5-7	8-4	13-5	-	7-5	-	-	-	5-7							
'85	-	11-7	-	-	-	4-8	9-9	-	-	-	6-12	-	-	-	10-8	-	-	-	5-7	-	7-5	8-4	12-6	-	4-8	-	-	-	7-5							
'86	-	6-12	-	-	-	6-6	9-9	-	-	-	8-10	-	-	-	12-6	-	-	-	2-10	-	6-6	4-8	8-10	-	5-7	-	-	-	8-4							
'87	-	12-6	-	-	-	3-9	6-12	-	-	-	13-5	-	-	-	7-11	-	-	-	4-8	-	4-8	4-8	5-13	-	4-8	-	-	-	3-9							
'88	-	10-8	-	-	-	4-8	8-10	-	-	-	12-6	-	-	-	11-7	-	-	-	5-7	-	7-4	4-8	8-10	-	6-6	-	-	-	8-4							
'89	-	11-7	-	-	-	4-8	9-9	-	-	-	10-8	-	-	-	12-6	-	-	-	7-5	-	10-2	9-3	8-10	-	2-10	-	-	-	7-5							
'90	-	10-8	-	-	-	4-8	9-9	-	-	-	14-4	-	-	-	9-9	-	-	-	7-5	-	5-7	2-10	7-11	-	3-9	-	-	-	5-7							
'91	-	7-11	-	-	-	8-4	10-8	-	-	-	12-6	-	-	-	8-10	-	-	-	5-7	-	3-9	5-7	11-7	-	9-3	-	-	-	6-6							
'92	-	5-13	-	-	-	7-5	7-11	-	-	-	11-7	-	-	-	9-9	-	-	-	8-4	-	9-3	7-5	11-7	-	4-8	-	-	-	4-8							
'93	-	4-9	-	-	-	4-8	4-9	-	-	-	7-6	-	-	-	4-9	5-7	-	-	7-5	-	6-6	3-9	3-10	-	7-5	-	-	-	2-10							
'94	-	1-6	-	-	-	3-6	2-8	-	-	-	5-5	-	-	-	4-6	1-5	-	-	6-6	-	8-4	3-3	5-2	-	4-2	-	-	-	0-12							
'95	-	2-5	-	-	-	7-5	6-3	-	-	-	4-9	-	-	-	6-7	2-3	-	-	7-6	-	6-6	8-4	6-7	-	7-5	-	-	-	5-7							
'96	-	4-9	-	-	-	6-6	3-9	-	-	-	5-8	-	-	-	8-5	9-3	-	-	10-3	-	8-4	9-4	11-2	-	4-8	-	-	-	8-4							
'97	-	3-8	-	-	-	5-6	6-5	-	-	-	8-4	-	-	-	5-6	-	-	-	2-2	-	7-5	6-5	-	-	-	-	-	-	3-8							
'98	9-3	4-5	-	-	-	4-5	11-1	-	-	-	7-5	-	-	-	2-1	7-5	5-4	6-3	-	-	5-4	1-2	8-1	4-5	8-4	2-2	6-3	-	1-2	-	4-4					
'99	2-11	4-5	-	-	-	3-6	3-6	-	-	-	9-4	-	-	-	3-0	9-3	6-3	5-3	-	-	2-7	2-1	3-6	6-3	5-7	4-2	2-7	-	2-1	-	3-5					
'00	4-9	1-8	-	-	-	5-3	5-4	-	-	-	6-7	-	-	-	1-2	5-8	7-2	7-2	-	-	6-3	0-3	5-2	-	2-7	2-7	3-3	0-9	-	1-2	-	6-3				
'01	7-12	3-3	-	-	-	4-2	4-2	-	-	-	10-9	-	-	-	1-2	10-9	4-3	5-1	-	-	5-1	1-2	2-5	4-2	5-14	2-4	1-5	-	2-1	-	3-3					
'02	7-12	3-3	1-2	1-2	-	4-2	1-5	-	-	-	8-11	-	-	-	2-4	1-2	-	-	-	-	9-10	1-5	1-5	-	1-2	4-3	-	4-2	4-2	5-14	2-1	1-5	2-1	-	4-3	
'03	10-9	1-6	-	-	-	1-2	2-4	3-3	1-2	7-12	1-2	3-3	-	-	11-8	1-5	1-5	1-2	-	-	3-3	-	3-4	2-4	5-14	4-2	2-4	-	-	-	-	2-4				
'04	12-7	3-3	-	-	-	1-2	2-4	4-2	-	-	10-10	-	-	-	4-2	3-0	-	-	-	-	9-10	2-4	4-2	-	1-2	3-3	-	1-5	3-3	12-7	2-1	2-4	0-3	-	1-2	6-1
'05	9-10	5-1	-	-	-	1-2	3-4	2-4	1-2	11-7	0-3	3-4	-	-	7-11	4-2	4-3	2-1	-	-	2-4	-	0-6	4-3	12-6	3-3	4-3	-	-	-	-	-	5-1			
'06	10-9	2-7	-	-	-	7-0	4-2	-	-	-	9-10	-	-	-	3-3	-	-	-	2-1	-	13-5	3-3	3-4	-	-	2-5	2-1	4-2	5-1	7-12	1-5	4-2	-	2-1	-	5-1
'07	8-10	2-5	1-2	1-2	-	5-3	4-2	-	-	-	8-11	-	-	-	3-4	-	-	-	-	-	10-8	4-3	5-2	-	-	4-2	-	3-4	6-1	14-4	2-4	3-4	2-1	-	4-2	
'08	8-10	1-5	-	-	-	2-5	3-4	1-2	9-9	1-2	3-3	-	-	-	7-11	2-4	3-4	0-3	0-3	-	5-2	-	2-4	4-3	1-6	1-5	5-13	-	-	-	-	-	5-1			
'09	7-11	3-3	-	-	-	5-4	6-1	-	-	-	8-10	-	-	-	0-3	8-10	2-4	4-2	-	-	5-2	1-2	2-5	4-3	10-8	2-4	1-6	-	2-1	-	-	4-2				
'10	10-8	2-4	2-1	-	-	5-3	4-2	-	-	-	6-12	-	-	-	5-2	-	-	-	-	-	3-3	-	2-5	6-0	12-6	4-2	3-4	2-1	-	1-2	3-3					
'11	7-11	5-4	-	-	-	2-1	-	-	-	-	3-3	2-4	-	-	9-9	-	-	-	5-3	3-0	-	5-13	7-0	2-3	0-3	-	3-4	-	1-7	4-2	6-12	1-5	3-3	-	-	3-4
'12	11-7	3-4	-	-	-	3-3	2-6	-	-	-	10-8	-	-	-	5-3	-	-	-	2-1	-	7-11	1-5	4-5	-	-	3-4	1-2	3-4	5-1	6-12	5-1	3-3	-	0-3	-	2-3
'13	12-7	5-1	2-2	0-3	-	4-3	3-3	-	-	-	7-12	-	-	-	-	-	-	-	-	-	8-11	4-3	4-3	-	2-1	3-4	-	2-4	4-3	8-11	2-2	2-4	0-3	-	2-1	2-5
'14	7-12	4-3	-	-	-	2-1	4-3	5-1	1-2	9-10	2-1	-	-	-	1-2	-	-	-	-	-	7-12	4-3	3-3	1-3	-	3-3	-	3-4	3-3	10-9	2-2	3-4	-	-	-	3-4
'15	10-9	5-2	-	-	-	3-3	4-2	-	-	-	12-7	-	-	-	0-3	2-1	5-14	5-2	2-5	-	-	4-2	1-3	1-5	2-5	8-11	1-3	4-3	-	3-3	-	-	3-3	-	2-5	
'16	9-10	2-4	1-3	1-2	-	2-4	4-3	-	-	-	9-10	-	-	-	-	-	-	-	-	-	8-11	3-3	4-3	-	2-1	3-4	-	2-5	3-3	8-11	1-3	1-6	0-3	-	1-2	4-3
'17	8-11	2-5	-	-	-	1-2	4-2	4-3	2-1	7-12	2-1	-	-	-	1-2	-	-	-	-	-	6-13	1-5	2-5	1-3	-	4-3	-	5-1	3-3	12-7	-	3-4	-	1-3	-	2-5
'18	7-12	3-4	-	-	-	2-5	4-3	-	-	-	8-11	-	-	-	1-2	-	-	-	0-3	-	5-14	5-2	2-4	-	-	2-4	0-4	3-3	4-3	8-11	4-0	4-3	-	2-4	-	2-4
'19	8-11	2-5	3-1	1-2	-	3-4	2-5	-	-	-	8-11	-	-	-	-	-	-	-	-	-	6-13	2-4	4-3	-	3-3	1-2	-	3-2	1-6	9-10	3-1	4-2	1-2	-	2-1	4-3

# OPPONENTS



A

## ATLANTA BRAVES

2019 vs. ATL	2-5 (.286)
Best Season vs. ATL	5-1 (.833) in 2005, 2013
Most runs in game by SD	17, April 12, 2010
Most runs in game by ATL	16, June 1, 1990
Longest Winning Streak	7 games, June 28 - September 10, 1972
Longest Losing Streak	15 games, April 18 - September 15, 1974

### Last Time the Padres Swept

3-game series in SD (6x)	August 17-19, 2015
3-game series @ ATL (3x)	August 1-3, 1989
4-game series in SD (2x)	May 29-31, 1979
4-game series @ ATL (2x)	July 25-27, 1975

C

## CINCINNATI REDS

2019 vs. CIN	2-5 (.286)
Best Season vs. CIN	11-1 (.917) in 1998
Most runs in game by SD	15, 4x, last: August 14, 1987
Most runs in game by CIN	15, 2x, last: August 4, 2002
Longest Winning Streak	10 games, April 7, 1998 - May 14, 1999
Longest Losing Streak	9 games, 2x, last: September 18, 1992 - June 25, 1993

### Last Time the Padres Swept

3-game series in SD (10x)	June 12 - June 14, 2017
3-game series @ CIN (4x)	May 4-6, 2001
4-game series in SD	never
4-game series @ CIN	never

LA

## LOS ANGELES DODGERS

2019 vs. LAD	6-13 (.316)
Best Season vs. LAD	9-3 (.750) in 1999
Most runs in game by SD	14 (2x), last: June 27, 1995
Most runs in game by LAD	19, June 29, 1969
Longest Winning Streak	10 games, September 26, 1996 - June 28, 1997
Longest Losing Streak	16 games, September 9, 1973 - September 20, 1974

### Last Time the Padres Swept

3-game series in SD (10x)	September 6-8, 2010
3-game series @ LAD (11x)	April 15-17, 2013
4-game series in SD (2x)	April 15-18, 1982
4-game series @ LAD (1x)	June 20-23, 1983

A

## ARIZONA DIAMONDBACKS

2019 vs. ARI	8-11 (.421)
Best Season vs. ARI	9-3 (.750) in 1998
Most runs in game by SD	14, 2x, last: May 17, 2006
Most runs in game by ARI	20 on July 7, 2018
Longest Winning Streak	7 games, July 2 - September 7, 2012
Longest Losing Streak	8 games, April 25 - September 30, 1999

### Last Time the Padres Swept

3-game series in SD (6x)	May 20-22, 2019
3-game series @ ARI (2x)	Aug. 24-26, 2012
4-game series in SD (1x)	April 10-13, 1998
4-game series @ ARI	never

C

## CHICAGO CUBS

2019 vs. CHC	3-4 (.429)
Best Season vs. CHC	7-0 (1.000) in 2006
Most runs in game by SD	14, May 10, 1987
Most runs in game by CHC	23, May 17, 1977
Longest Winning Streak	7 games, 5/5-14/2006
Longest Losing Streak	9 games, August 19, 1970 - May 16, 1971

### Last Time the Padres Swept

3-game series in SD (6x)	May 29-31, 2017
3-game series @ CHC (4x)	May 12-14, 2006
4-game series in SD (1x)	May 5-8, 2006
4-game series @ CHC (1x)	August 16-19, 2010

CR

## COLORADO ROCKIES

2019 vs. COL	8-11 (.421)
Best Season vs. COL	9-4 (.692) in 1999
Most runs in game by SD	16, 4x, last: June 14, 2019
Most runs in game by COL	20, September 20, 2005
Longest Winning Streak	7 games, 2x, last: May 1 - August 15, 2015
Longest Losing Streak	7 games, June 3 - September 16, 2017

### Last Time the Padres Swept

3-game series in SD (6x)	May 1-3, 2015
3-game series @ COL (2x)	September 19-21, 2011
4-game series in SD (1x)	June 25-28, 1999
4-game series @ COL	never

M

## MIAMI MARLINS

2019 vs. MIA	2-4 (.333)
Best Season vs. MIA	7-0 (1.000) in 2011
Most runs in game by SD	20, July 27, 1996
Most runs in game by MIA	15, April 9, 1994
Longest Winning Streak	8 games, August 1, 2010 - August 21, 2011
Longest Losing Streak	7 games, April 9, 1994 - July 4, 1995

### Last Time the Padres Swept

3-game series in SD (1x)	May 6-8, 2013
3-game series @ MIA (3x)	July 19-21, 2011
4-game series in SD (1x)	August 18-21, 2011
4-game series @ MIA	never





## MILWAUKEE BREWERS

2019 vs. MIL	4-3 (.571)
Best Season vs. MIL	5-1 (.833) in 2001
Most runs in game by SD	13, 6x, last: August 3, 2015
Most runs in game by MIL	12, 3x, last: August 13, 2009
Longest Winning Streak	7 games, August 27, 2000 - July 22, 2001
Longest Losing Streak	7 games, May 31, 2002 - May 27, 2003

### Last Time the Padres Swept

3-game series in SD (4x)	June 17-19, 2019
3-game series @ MIL	never
4-game series in SD	never
4-game series @ MIL	never



## PHILADELPHIA PHILLIES

2019 vs. PHI	3-3 (.500)
Best Season vs. PHI	8-1 (.889) in 1998
Most runs in game by SD	16, July 26, 1970
Most runs in game by PHI	18, August 24, 1999
Longest Winning Streak	6 games, 2x, last: July 9-21, 1992
Longest Losing Streak	11 games, May 23, 2004 - July 4, 2006

### Last Time the Padres Swept

3-game series in SD (8x)	August 14-16, 2017
3-game series @ PHI (2x)	August 25-27, 1998
4-game series in SD (1x)	July 9-12, 1992
4-game series @ PHI	never



## SAN FRANCISCO GIANTS

2019 vs. SF	9-10 (.474)
Best Season vs. SF	11-2 (.846) in 1996
Most runs in game by SD	17, May 23, 1970
Most runs in game by SF	18, June 23, 1986
Longest Winning Streak	10 games, May 1 - September 16, 1996
Longest Losing Streak	9 games, April 25 - May 25, 2016

### Last Time the Padres Swept

3-game series in SD (12x)	July 15-17, 2016
3-game series @ SF (7x)	September 12-14, 2016
4-game series in SD (3x)	July 4-7, 1996
4-game series @ SF (1x)	June 27-30, 1996



## WASHINGTON NATIONALS

2019 vs. WSH	4-3 (.571)
Best Season vs. WSH	6-1 (.857) in 2004
Most runs in game by SD	20, May 19, 2001
Most runs in game by MON/WSH	15, May 13, 1990
Longest Winning Streak	5 games, 4x, last: May 29, 2008 - July 24, 2009
Longest Losing Streak	15 games, July 25, 1993 - May 24, 1995

### Last Time the Padres Swept

3-game series in SD (7x)	August 31 - September 2, 2009
3-game series @ MON/WSH (7x)	September 19-21, 2008
4-game series in SD (1x)	April 26-29, 2004
4-game series @ MON/WSH	never



## NEW YORK METS

2019 vs. NYM	3-3 (.500)
Best Season vs. NYM	11-1 (.917) in 1980
Most runs in game by SD	18, May 31, 2010
Most runs in game by NYM	14, April 29, 1981
Longest Winning Streak	9 games, June 16, 1980 - May 1, 1981
Longest Losing Streak	11 games, May 28 - August 27, 1969

### Last Time the Padres Swept

3-game series in SD (4x)	August 14-16, 2001
3-game series @ NYM (3x)	August 13-15, 2002
4-game series in SD (2x)	June 5-8, 2008
4-game series @ NYM (1x)	August 23-26, 2004



## PITTSBURGH PIRATES

2019 vs. PIT	1-6 (.143)
Best Season vs. PIT	6-0 (1.000) in 2010
Most runs in game by SD	17, July 18, 1989
Most runs in game by PIT	16, July 28, 2000
Longest Winning Streak	9 games, September 19, 2009 - August 12, 2010
Longest Losing Streak	10 games, August 29, 1992 - August 22, 1993

### Last Time the Padres Swept

3-game series in SD (10x)	August 20-22, 2012
3-game series @ PIT (6x)	August 5-7, 2011
4-game series in SD (1x)	September 17-20, 2007
4-game series @ PIT (1x)	August 8-11, 1996



## ST. LOUIS CARDINALS

2019 vs. STL	4-2 (.667)
Best Season vs. STL	9-3 (.750) in 1978, 1991
Most runs in game by SD	17, August 24, 1993
Most runs in game by STL	17, May 7, 1987
Longest Winning Streak	9 games, June 22, 1991 - May 1, 1992
Longest Losing Streak	11 games, September 29, 1999 - September 28, 2000

### Last Time the Padres Swept

3-game series in SD (13x)	September 10-12, 2012
3-game series @ STL (1x)	May 23-25, 1980
4-game series in SD	never
4-game series @ STL	never

# OPPONENTS



## BOSTON RED SOX

2019 vs. BOS	1-2 (.333)
Best Season vs. BOS	2-1 (.667) in 2011
Most runs in game by SD	8, June 9, 2004
Most runs in game by BOS	14, June 20, 2011
Longest Winning Streak	2 games, June 22 - July 2, 2011
Longest Losing Streak	4 games, September 6, 2016 - August 24, 2019

### Last Time the Padres Swept

3-game series in SD	never
3-game series @ BOS	never
4-game series in SD	never
4-game series @ BOS	never



## CLEVELAND INDIANS

2017 vs. CLE	2-1 (.667)
Best Season vs. CLE	2-1 (.667) in 2017
Most runs in game by SD	9, June 12, 2003 @ CLE
Most runs in game by CLE	11, July 6, 2017 @ CLE
Longest Winning Streak	3 games, April 9, 2014 (Game 2) - July 5, 2017
Longest Losing Streak	3 games, June 15, 2008 - April 9, 2014 (Game 1)

### Last Time the Padres Swept

3-game series in SD	never
3-game series @ CLE	never
4-game series in SD	never
4-game series @ CLE	never



## HOUSTON ASTROS

2018 vs. HOU	1-2 (.333)
Best Season vs. HOU	14-4 (.778) in 1990 and 7-2 (.778) in 2000
Most runs in game by SD	18, July 29, 2007 @ HOU
Most runs in game by HOU	15, September 16, 1997 @ HOU
Longest Winning Streak	8 games, 2x, last: July 29-September 18, 1990
Longest Losing Streak	9 games, June 22-September 17, 1979

### Last Time the Padres Swept

3-game series in SD	June 8-10, 1992
3-game series @ HOU	May 21-23, 2001
4-game series in SD	August 6-9, 1992
4-game series @ HOU	never



## BALTIMORE ORIOLES

2019 vs. BAL	3-1 (.750)
Best Season vs. BAL	3-1 (.750) in 2019
Most runs in game by SD	12, June 19, 2007
Most runs in game by BAL	12, June 29, 2016
Longest Winning Streak	3 games, 2x, last: June 25-July 29, 2019
Longest Losing Streak	3 games, June 22-29, 2016

### Last Time the Padres Swept

3-game series in SD	May 20-22, 2019
3-game series @ BAL	Aug. 24-26, 2012
4-game series in SD	April 10-13, 1998
4-game series @ BAL	



## CHICAGO WHITE SOX

2017 vs. CWS	1-2 (.333)
Best Season vs. CWS	2-1 (.667) in 2014
Most runs in game by SD	6, May 12, 2017 @ CWS
Most runs in game by CWS	9, May 14, 2017 @ CWS
Longest Winning Streak	2 games, May 30-31, 2014
Longest Losing Streak	2 games, 2x, last: May 13-14, 2017

### Last Time the Padres Swept

3-game series in SD	never
3-game series @ CWS	never
4-game series in SD	never
4-game series @ CWS	never



## DETROIT TIGERS

2017 vs. DET	2-1 (.667)
Best Season vs. DET	2-1 (.667) in 2014, 2017
Most runs in game by SD	7, June 24, 2017 vs. DET
Most runs in game by DET	8, 2x, last: June 15, 2005 @ DET
Longest Winning Streak	3 games, April 13, 2014 - June 24, 2017
Longest Losing Streak	3 games, June 14, 2005 - June 16, 2005

### Last Time the Padres Swept

3-game series in SD	never
3-game series @ DET	never
4-game series in SD	never
4-game series @ DET	never



## KANSAS CITY ROYALS

2017 vs. KC	1-2 (.333)
Best Season vs. KC	3-0 (1.000) in 2004, 2011
Most runs in game by SD	10, June 28, 2002 @ KC
Most runs in game by KC	14, June 28, 2002 @ KC
Longest Winning Streak	7 games, July 2, 2004 - May 5, 2014
Longest Losing Streak	2 games, 2x, last: June 10-11, 2017

### Last Time the Padres Swept

3-game series in SD	2x, last: June 27-29, 2011
3-game series @ KC	never
4-game series in SD	never
4-game series @ KC	never



## LOS ANGELES ANGELS

2018 vs. LAA	0-3 (.000)
Best Season vs. LAA	3-0 (1.000) in 1999
Most runs in game by SD	9, August 28, 1997 vs. ANA
Most runs in game by LAA	11, 2 x, last: June 12, 2009 @ LAA
Longest Winning Streak	4 games, July 18, 1999 - July 16, 2000
Longest Losing Streak	4 games, June 12, 2009 - May 18, 2012
<b>Last Time the Padres Swept</b>	
3-game series in SD	never
3-game series @ LAA	July 18-20, 1999
4-game series in SD	never
4-game series @ LAA	never



## NEW YORK YANKEES

2019 vs. NYY	1-2 (.333)
Best Season vs. NYY	2-1 (.667) in 2013, 2016
Most runs in game by SD	10, June 11, 2004
Most runs in game by NYY	8, 2x, last: June 18, 2008
Longest Winning Streak	3 games, August 4, 2013 - July 2, 2016
Longest Losing Streak	5 games, June 12, 2004 - June 19, 2008
<b>Last Time the Padres Swept</b>	
3-game series in SD	never
3-game series @ NYY	never
4-game series in SD	never
4-game series @ NYY	never



## SEATTLE MARINERS

2019 vs. SEA	3-1 (.750)
Best Season vs. SEA	4-0 (1.000) in 2018
Most runs in game by SD	14, June 1, 2016
Most runs in game by SEA	16, 2x, last: June 2, 2016
Longest Winning Streak	7 games, August 28, 2018 - August 6, 2019
Longest Losing Streak	7 games, May 17, 2008 - June 17, 2009
<b>Last Time the Padres Swept</b>	
3-game series in SD	never
3-game series @ SEA	June 12-14, 2012
4-game series in SD	never
4-game series @ SEA	never



## TEXAS RANGERS

2018 vs. OAK	2-4 (.333)
Best Season vs. OAK	2-1 (.667) in 1999, 2001, 2006, 2009
Most runs in game by SD	17, June 7, 1998 @ TEX
Most runs in game by OAK	12, June 26, 2009 @ TEX
Longest Winning Streak	3 games, 2x, last: July 11 - August 31, 2015
Longest Losing Streak	4 games, 2x, last: May 9, 2017 - June 25, 2018
<b>Last Time the Padres Swept</b>	
3-game series in SD	never
3-game series @ TEX	never
4-game series in SD	never
4-game series @ TEX	never



## MINNESOTA TWINS

2017 vs. MIN	1-3 (.250)
Best Season vs. MIN	2-1 (.667) in 2005
Most runs in game by SD	9, June 8, 2003 vs. MIN
Most runs in game by MIN	16, September 12, 2017 @ MIN
Longest Winning Streak	2 games, 2x, last: August 6, 2014 - August 1, 2017
Longest Losing Streak	9 games, June 24, 2008 - August 5, 2014
<b>Last Time the Padres Swept</b>	
3-game series in SD	never
3-game series @ MIN	never
4-game series in SD	never
4-game series @ MIN	never



## OAKLAND ATHLETICS

2018 vs. OAK	0-4 (.000)
Best Season vs. OAK	2-1 (.667) in 2006
Most runs in game by SD	15, June 30, 1997 @ OAK
Most runs in game by OAK	16, June 17, 2015 @ OAK
Longest Winning Streak	3 games, June 14, 2001 - June 28, 2006
Longest Losing Streak	5 games, June 5, 2000 - June 13, 2001
<b>Last Time the Padres Swept</b>	
3-game series in SD	never
3-game series @ OAK	never
4-game series in SD	never
4-game series @ OAK	never



## TAMPA BAY RAYS

2019 vs. TB	1-2 (.333)
Best Season vs. TB	2-3 (.667) in 2002, 2007, 2010
Most runs in game by SD	9 (2x), last: June 13, 2007
Most runs in game by TB	15, August 16, 2016
Longest Winning Streak	4 games, June 13, 2007 - June 23, 2010
Longest Losing Streak	9 games, June 24, 2010 - August 13, 2019
<b>Last Time the Padres Swept</b>	
3-game series in SD	never
3-game series @ TB	never
4-game series in SD	never
4-game series @ TB	never

# NOTES

---

A series of horizontal dashed lines for writing notes.

# SCOUTING & PLAYER DEVELOPMENT



# SCOUTING & PLAYER DEVELOPMENT

## PLAYER DEVELOPMENT



**SAM GEANEY**

Senior Director, Player  
Development



**RYLEY WESTMAN**

Director, Player  
Development



**CÉSAR RIZIK**

Director, International  
Operations



**JOHNNY WASHINGTON**

Director, Minor League  
Hitting



**STEVE LYONS**

Director, Pitching  
Development



**ERIC JUNGE**

Pitching Coordinator



**TONY TARASCO**

High Performance and  
Outfield/Baserunning  
Coordinator



**KEVIN HOOPER**

Minor League Infield  
Coordinator



**OSCAR BENARD**

Minor League Hitting  
Coordinator



**STEVE FINLEY**

Special Assistant, Player  
Development



**CURT YOUNG**

Rehab Pitching Coach



**DAVE BINGHAM**

Instructor, Player  
Development



**TODD STEPHENSON**

Manager, Minor League  
Administration/Peoria  
Operations



**ZACH NELSON**

Manager, Minor League  
Equipment & Clubhouse



**NATHAN LANDAU**

Analyst, Baseball Research  
& Development



**ROHANNA PACHECO**

Coordinator, Player  
Development



## PLAYER DEVELOPMENT



**ETHAN DIXON**

Coordinator, Scouting and  
PD Video Operations



**PAUL PORTER**

Minor League Athletic  
Training Coordinator



**JOJO TARANTINO**

Minor League Medical  
Administration Coordinator



**ERIC WOOD**

Minor League Strength &  
Conditioning Coordinator




**DREW HEITHOFF**

Minor League Assistant  
Strength & Conditioning  
Coordinator



**TANNER FIELDS**

Minor League Physical  
Therapist



**AARON WENBERTSMAN**

Minor League Physical  
Therapist



**KYLE ROSS**

Minor League Equipment  
Assistant




**TUNG-LIN LI**

Athletic Training Assistant/  
Interpreter



**JASON AMOROSO**

Director, Professional  
Development



**ROSA POU**

Mental Skills Coach



**VICENTE CAFARO**

Coordinator, International  
Player Development



**KAITLYN TESKE**

Coordinator, English  
Instruction

# SCOUTING & PLAYER DEVELOPMENT

## SCOUTING



**MARK CONNER**

Director, Amateur Scouting



**PETE DEYOUNG**

Director, Pro Scouting



**CHRIS KEMP**

Director, International Scouting/Field Coordinator



**ACEY KOHROGI**

Director, Pacific Rim Operations



**KURT KEMP**

Assistant Scouting Director



**CHIP LAWRENCE**

National Crosschecker



**LUKE MURTON**

Scouting Crosschecker, Advisor to Baseball Operations



**SAM RAY**

Manager, Amateur Scouting



**PRESTON MATTINGLY**

Manager, Professional Scouting



**TRISTAN SANDLER**

Analyst, Amateur Scouting




**LAYNE GROSS**

Coordinator, Amateur Scouting & Baseball Operations



**MAX KRAUST**

Coordinator, Arizona Video Operations



**CLINTON SEWELL**

Assistant, Player Development Technology & Video





## AMATEUR SCOUTING



**YANCY AYRES**

South Central Supervisor



**NICK BRANNON**

Northeast Supervisor



**JOSH EMMERICK**

West Coast Supervisor



**CHRIS KELLY**

Southeast Supervisor



**ANDREW SALVO**

Upper Midwest Supervisor



**STEPHEN BAKER**

Area Scout, Gulf States



**JUSTIN BAUGHMAN**

Area Scout, Northwest & Hawaii



**BRIAN CRUZ**

Area Scout, South Florida & Puerto Rico



**CARLOS FISHER**

Area Scout, Los Angeles



**KEVIN HAM**

Area Scout, South Texas & South Louisiana



**TROY HOERNER**

Area Scout, Upper Midwest



**CHRIS KEMLO**

Area Scout, Canada



**JAKE KOENIG**

Area Scout, Carolinas/  
International Crosschecker



**NICK LONG**

Area Scout, San Diego & Orange County



**MATT MALONEY**

Area Scout, Ohio Valley

# SCOUTING & PLAYER DEVELOPMENT

## AMATEUR SCOUTING



**JOHN MARTIN**

Area Scout, North Florida



**JOHN MCNAMARA**

Area Scout, Northeast



**STEPHEN MORITZ**

Area Scout, Plains States



**JAMES PARKER**

Area Scout, Four Corners



**TIM REYNOLDS**

Area Scout, Northern  
California & Northern  
Nevada



**WILLIE RONDA**

Area Scout, Puerto Rico



**DANIEL SADER**

Area Scout, Mid-Atlantic



**MATT SCHAFFNER**

Area Scout, North Texas &  
North Louisiana



**TYLER STUBBLEFIELD**

Area Scout, Georgia &  
Eastern Tennessee



**CLINT HARRISON**

Amateur Scout




## INTERNATIONAL SCOUTING



**TREVOR SCHUMM**

International Supervisor



**BILL MCLAUGHLIN**

International Crosschecker/  
Supervisor, Mexico



**FELIX FELIZ**

Coordinator, Latin American  
Scouting



**LUIS PRIETO**

Supervisor, Venezuela



**ALVIN DURAN**

Supervisor, Dominican  
Republic



**ANTONIO ALEJOS**

Scout, Venezuela



**ANDRES CABADIAS**

Scout, Colombia



**EMENEJILDO DIAZ**

Scout, Dominican Republic



**JHONATHAN FELIZ**

Scout, Dominican Republic



**PO-HSUAN KENG**

Scout, Taiwan



**VICTOR MAGDALENO**

Scout, Venezuela



**RICARDO MONTENEGRO**

Scout, Panama



**HOON NAMGUNG**

Scout, Korea and Taiwan



**YSRAEL ROJAS**

Scout, Dominican Republic



**JOSE SALADO**

Scout, Dominican Republic



**DAMIAN SHANAHAN**

Scout, Australia

**NOT PICTURED**

**SHERMAN LACRUS**

Scout, Curacao

**KEIJI UEZONO**

Scout, Japan

# SCOUTING & PLAYER DEVELOPMENT

## PROFESSIONAL SCOUTS



**SPENCER GRAHAM**

Special Assistant to  
Professional Scouting



**MIKE JUHL**

Professional Scouting  
Crosschecker



**CHUCK LAMAR**

Professional Scouting  
Crosschecker



**DOMINIC VIOLA**

Professional Scouting  
Crosschecker



**KEITH BOECK**

Professional Scout



**PATRICK COGHLAN**

Professional Scout



**KIMBALL CROSSLEY**

Professional Scout



**TIM HOLT**

Professional Scout



**MARK MERILA**

Professional Scout



**DOMINIC SCAVONE**

Professional Scout



**DUANE SHAFFER**

Professional Scout



**MATT SIMONETTI**

Professional Scout



**TYLER TUFTS**

Professional Scout



**MIKE VENAFRO**

Professional Scout



**CORY WADE**

Professional Scout



## PADRES MINOR LEAGUE AWARD WINNERS

### PLAYER OF THE YEAR

1993	Homer Bush
1994	Raul Casanova
1995	Derrek Lee
1996	Derrek Lee
1997	Mike Darr
1998	George Arias
1999	Sean Burroughs
2000	Mike Darr/Jeremy Owens
2001	Xavier Nady
2002	Josh Barfield/Jon Knott
2003	Josh Barfield
2004	Paul McAnulty
2005	Ben Johnson
2006	Will Venable
2007	Chase Headley
2008	Kyle Blanks
2009	James Darnell
2010	Jason Hagerly, Luis Martinez, Jedy Valdez
2011	Jedd Gyorko, Rico Noel, Rymer Liriano
2012	Jedd Gyorko, Rico Noel, Rico Noel
2013	Tommy Medica, Austin Hedges, Travis Jankowski
2014	Fernando Perez, Trea Turner, Mallex Smith
2015	Nick Torres
2016	Hunter Renfro
2017	Fernando Tatis Jr.
2018	Josh Naylor
2019	Luis Campusano

### PITCHER OF THE YEAR

1993	Bryce Florie
1994	Glenn Dishman
1995	Heath Murray
1996	Shane Dennis
1997	Matt Clement
1998	Harry Herndon, Jr.
1999	Ricky Guttormson
2000	Brian Lawrence, Jake Peavy
2001	Dennis Tankersley
2002	Justin Germano
2003	Gabe Ribas
2004	Tim Stauffer, Brad Baker
2005	Jared Wells
2006	Mike Ekstrom
2007	Josh Geer
2008	Jeremy Hefner
2009	Simon Castro
2010	Brad Brach
2011	Keyvius Sampson
2012	Matt Wisler
2013	Matt Wisler
2014	James Needy
2015	Colin Rea
2016	Walker Lockett
2017	Joey Lucchesi
2018	Chris Paddock
2019	MacKenzie Gore

# SCOUTING & PLAYER DEVELOPMENT

## JACK KROL AWARD

1995	Jim Daniel
1996	Jerry Royster
1997	Tony Franklin
1998	Darrel Akerfelds
1999	Don Werner
2000	Craig Colbert, Darren Balsley
2001	Craig Colbert
2002	George Hendrick
2003	Gary Jones
2004	Gary Jones
2005	Rick Renteria
2006	Carlos Lezcano
2007	Randy Ready
2008	Steve Webber
2009	Doug Dascenzo
2010	Gary Jones
2011	Tom Tornincasa
2012	Nelson Cruz
2013	Rich Dauer
2014	Michael Collins
2015	Anthony Contreras
2016	Rod Barajas
2017	Vinny Lopez
2018	Dan Byrne
2019	Phillip Wellman

## 2019 MINOR LEAGUE AWARD WINNERS

### PACIFIC COAST LEAGUE

MVP	Ty France
Rookie of the Year	Ty France
Midseason All-Star	Austin Allen, Ty France, Luis Urias
All-Star Game MVP	Ty France

### TEXAS LEAGUE

Midseason All-Star	David Bednar, Ivan Castillo, Owen Miller, Edward Olivares, Kyle Overstreet, Travis Radke, Emmanuel Ramirez, Luis Torrens
Postseason All-Star Roster	Lake Bachar, Ivan Castillo, Edward Olivares, Luis Torrens

### CALIFORNIA LEAGUE

co-MVP	Luis Campusano
Midseason All-Star	Gabriel Arias, Elliot Ashbeck, Luis Campusano, MacKenzie Gore, Evan Miller, Esteury Ruiz
Postseason All-Star Roster	Luis Campusano, MacKenzie Gore

### MIDWEST LEAGUE

Midseason All-Star	Xavier Edwards, Henry Henry, Ryan Weathers
Left-Handed Pitcher of the Year	Joey Cantillo
Second Baseman of the Year	Xavier Edwards

### NORTHWEST LEAGUE

Midseason All-Star	Dan Dallas, Reinaldo Ibarraza
Postseason All-Star Roster	Kelvin Melean

### ARIZONA LEAGUE

MVP	C.J. Abrams
Postseason All-Star Roster	C.J. Abrams



## PADRES AFFILIATE HISTORY

### ALL-TIME TRIPLE-A AFFILIATES

1969	Omaha	American Association
1970	Salt Lake City	Pacific Coast League
1971-82	Honolulu	Pacific Coast League
1983-2000	Las Vegas	Pacific Coast League
2001-10	Portland	Pacific Coast League
2011-13	Tucson	Pacific Coast League
2014 - present	El Paso	Pacific Coast League

### ALL-TIME DOUBLE-A AFFILIATES

1969	Elmira	Eastern League
1972-75	Alexandria	Texas League
1976-82	Amarillo	Texas League
1983-86	Beaumont	Texas League
1987-94	Wichita	Texas League
1995-96	Memphis	Southern League
1997-2006	Mobile	Southern League
2007-2018	San Antonio	Texas League
2019 - present	Amarillo	Texas League

### ALL-TIME HIGH-A AFFILIATES

1969	Key West	Florida State League
1970-71	Lodi	California League
1972	Kinston	Carolina League
1975-87	Reno	California League
1981-83	Salem	Carolina League
1983-94	Miami	Florida State League
1988-90	Riverside	California League
1991-92	High Desert	California League
1993-2000	Rancho Cuc.	California League
2001 - present	Lake Elsinore	California League

### ALL-TIME LOW-A AFFILIATES

1985-92	Charleston	South Atlantic League
1989-94	Waterloo	Midwest League
1993-99	Clinton	Midwest League
1999 - present	Fort Wayne	Midwest League

### ALL-TIME SHORT-A AFFILIATES

1969-70	Elmira	Eastern League
1970-72	Tri Cities	Northwest League
1973-82	Walla Walla	Northwest League
1980	Grays Harbor	Northwest League
1983-94	Spokane	Northwest League
2001-14	Eugene	Northwest League
2015 - present	Tri-City	Northwest League

### ALL-TIME ROOKIE AFFILIATES

1969	Salt Lake City	Pioneer League
1981	Bradenton	Gulf Coast League
1982	Sarasota	Gulf Coast League
1989-92	Scottsdale	Arizona Rookie League
1993-2000	Peoria	Arizona Rookie League
1995-2003	Idaho Falls	Pioneer League
2004 - present	Padres 1	Arizona Rookie League
2017 - present	Padres 2	Arizona Rookie League

# SCOUTING & PLAYER DEVELOPMENT

## EL PASO CHIHUAHUAS



<b>League</b>	Pacific Coast League (Triple-A)
<b>Division</b>	Pacific Southern Division
<b>2019 Record</b>	80-60
<b>2019 Finish</b>	2nd in PCL Southern
<b>President</b>	Alan Ledford
<b>PR Contact and Email</b>	Tim Hagerty - thagerty@epchihuahuas.com
<b>Phone</b>	(915) 242-2028
<b>Website</b>	www.milb.com/el-paso
<b>Padres Affiliate Since</b>	2014
<b>Ballpark</b>	Southwest University Park

### 2019 SEASON SUMMARY

The Chihuahuas finished in 2nd place in the PCL Pacific Southern Division, marking the 7th consecutive season the Padres' Triple-A affiliate has finished with a .500-or-better record.

Their 80 wins were the 2nd-most in team history and tied for the 4th-most among Triple-A teams in 2019, but it was the first time in their last five seasons in which they did not claim the division title.

El Paso finished with a 44-26 road record, and the Chihuahuas' 258 home runs were the most in Minor League Baseball, setting the modern-era PCL record.

### 2019 LEAGUE LEADERS

Several Chihuahuas finished near the top in many offensive categories in the PCL, including INF Michael Gettys (pronounced GET-eez), who finished 7th in runs scored (97), T-9th in HR (31) and T-11th in RBI (91), though he also led the league in strikeouts (168). INF Seth Mejias-Brean, who debuted with the Padres on September 4, posted a .316 average in the PCL, leading the team and ranking 6th in the league. Among PCL pitchers, LHP Jerry Keel tied for the most games started (26), T-3 in innings pitched (151.1) and T-6 in SO (114). LHP Dietrich Enns ranked T-2 in wins (11) and LHP Dillon Overton ranked T-4 in winning percentage (.667).

### 2019 AWARDS AND HONORS

INF Ty France was named the PCL's Rookie of the Year, league MVP, MVP of the Triple-A All-Star Game and a PCL Postseason All-Star. France, INF Luis Urias and C Austin Allen represented ELP in the 2019 Triple-A All-Star Game, marking the first time since 2016 in which the Chihuahuas had three All-Stars in one year.

### EL PASO STRONG

In response to the horrific mass shooting in August in El Paso, the Padres organization made a \$30,000 donation to the El Paso Victims Relief Fund via a joint contribution from the Padres Foundation.

Additionally, the MountainStar Sports Group Foundation, on behalf of the El Paso Chihuahuas Foundation and the El Paso Locomotive FC Foundation, the Foster Family Foundation and the Hunt Family Foundation, contributed a total of \$150,000 to the two victims' relief funds to support those affected by the tragedy.

The Padres wore a black "EP" cap during batting practice on August 8 vs. COL, and at the conclusion of batting practice, the players signed the caps for an auction in which the proceeds benefited the El Paso Victims Relief Fund.

## 2020 EL PASO COACHING STAFF



**EDWIN RODRIGUEZ**

Manager



**PETE ZAMORA**

Pitching Coach



**MORGAN BURKHART**

Hitting Coach



**LANCE BURKHART**

Fielding Coach



**DANIEL LEJA**

Athletic Trainer



**DAN TURNER**

Athletic Trainer



**A.J. RUSSELL**

Strength Coach





## AMARILLO SOD POODLES



League	Texas League (Double-A)
Division	South Division
2019 Record	72-66
2019 Finish	1st in Texas League South
President	Tony Ensor
PR Contact and Email	Shane Philipps - shanep@sodpoodles.com
Phone	806-803-5778
Website	www.milb.com/amarillo
Padres Affiliate Since	2019
Ballpark	HODGETOWN

### 2020 TEXAS LEAGUE ALL-STAR GAME

The Texas League of Professional Baseball Clubs selected HODGETOWN and the Sod Poodles to host the 2020 Texas League All-Star Game. The 84th annual Texas League All-Star Game is will take place in downtown Amarillo on June 23. The 2020 mid-summer classic is the marquee event for the Texas League each season and showcases some of the best players in all of professional baseball while bringing team executives from around the league.

### 2019 SEASON SUMMARY

In their inaugural season, the Sod Poodles claimed their first-ever Texas League Championship as a franchise and the first Amarillo championship since the 1976 Amarillo Gold Sox.

The Sodpoodles finished with a .521 winning percentage, marking the 6th season since 2009 where the Padres Double-A affiliate finished above .500. In 74 home games, Amarillo welcomed 427,791 fans, ranking second in attendance in all of Double-A.

The club faced elimination on five occasions in the 2019 postseason and were victorious in all of them, concluding with their seven-run 9th inning comeback win in the Texas League championship game vs. Tulsa.

Amarillo saw six players make their MLB debut during the 2019 season: RHP Pedro Avila, RHP Andres Muñoz, RHP Michel Baez, LHP Adrian Morejon, RHP David Bednar, and RHP Ronald Bolaños.

The club was named the 2019 Texas League Organization of the Year, and they will be presented with the award in December in this year's Winter Meetings in San Diego. In early October, the Texas League of Professional Baseball Clubs named Sod Poodles' President and General Manager, Tony Ensor, as the 2019 Bill Valentine Texas League Executive of the Year.

### 2019 LEAGUE LEADERS

INF Ivan Castillo led the Texas League in AVG (.313), ranked 3rd in SLG (.461) and 4th in OPS (.808). OF Edward Olivares headlined the TL in runs scored (85), ranked 2nd in RBI (77), 3rd in hits (138), T-3rd in HR (18), 4th in SLG (.453), 5th in AVG (.283) and XBH (45) and 7th in OBP (.349). Owen Miller ranked 1st in hits (147), 4th in AVG (.290) and 6th in OBP (.355). On the mound, Kyle Lloyd, Ronald Bolaños and Lake Bachar tied for the 2nd-most wins (8), David Bednar finished 2nd in saves (14), Bolaños ranked T-2 in winning percentage (.615) and Jesse Scholtens ranked 3rd in SO (129).

### 2019 AWARDS AND HONORS

Amarillo sent eight players to the 2019 Texas League All-Star game in Tulsa, Oklahoma in June: INF Owen Miller, C Luis Torrens, INF Ivan Castillo, OF Edward Olivares, INF/OF Kyle Overstreet, RHP Emmanuel Ramirez, LHP Travis Radke, and RHP David Bednar. The Sod Poodles also had four players named to the Postseason All-Star roster: C Luis Torrens, INF Ivan Castillo, OF Edward Olivares, and RHP Lake Bachar.

## 2020 AMARILLO COACHING STAFF



**PHILLIP WELLMAN**  
Manager



**JIMMY JONES**  
Pitching Coach



**RAUL PADRON**  
Hitting Coach



**FREDDY FLORES**  
Fielding Coach



**ALLYSE KRAMER**  
Athletic Trainer



**DREW GARNER**  
Athletic Trainer



**SAM HOFFMAN**  
Strength Coach

# SCOUTING & PLAYER DEVELOPMENT

## LAKE ELSINORE STORM



League	California League (Advanced-A)
Division	South Division
2019 Record	73-65
2019 Finish	2nd in California League South
General Managers	Shaun Brock and Christine Kavic
PR Contact and Email	Alexandra Ortiz - aortiz@stormbaseball.com
Phone	(951) 245-4487
Website	www.milb.com/lake-elsinore
Padres Affiliate Since	2001
Ballpark	The Diamond

### 2019 SEASON SUMMARY

The Storm made their first postseason appearance since 2014, but despite vying for its 4th league crown in franchise history, they fell 3-1 in the California League Championship best-of-five series to the Visalia Rawhide.

The Storm finished the regular season with nine walk-off victories and 1 in the South Division Finals. Among teams in the CL, the Storm ranked 2nd in hits (1,211), AVG (.259) and 3B (51), 3rd in OBP (.333), times on base (1,753) and OPS (.713), and they also had the fewest SO of any CL team (1,102). Storm pitchers led the league in ERA (3.35), WHIP (1.24), opponent AVG (.231), ranked 3rd in SO (1372), and they allowed the fewest hits (1,074), runs (551), earned runs (452) and the 2nd-fewest BB (431).

In October, the club appointed 2 of their top executive employees, Christine Kavic (the team's former CFO and head of Human Resources) and Shaun Brock (former Assistant General Manager and Director of Food & Beverage Operations), as co-General Managers.

### 2019 LEAGUE LEADERS

Several Lake Elsinore players finished near the top in many offensive categories in the California League, including INF Gabriel Arias, who ranked 3rd in total bases (224), T-3 in RBI (75), 4th in hits (144), 5th in at-bats (477) and T-12 in HR (17). C Luis Campusano finished 2nd in 2B (31) and RBI (81) and T-5 in XBH (47), Esteuery Ruiz ranked 3rd in SB (34) and Jeisson Rosario led the league in BB (87).

On the mound, Aaron Leasher ranked T-2 in wins (10) and 10th in IP (120.0) and Evan Miller ranked 4th in saves (10). Among California League pitchers who tossed at least 100.0 IP, Elliot Ashbeck ranked 2nd in the league in ERA (2.95) and opponent AVG (.219), and he allowed the fewest runs (37) and ER (34).

### 2019 AWARDS AND HONORS

A total of six Storm players were selected to participate in the CL All-Star Game: RHP Elliot Ashbeck, LHP MacKenzie Gore, RHP Evan Miller, C Luis Campusano, SS Gabriel Arias and 2B Esteuery Ruiz. Following the season, C Luis Campusano and Lancaster's 1B Luis Castro were named 2019 Cal League co-MVPs, and Campusano and Gore were both named to the CL Postseason All-Star team.

Coach Pete Zamora also received Postseason All-Star honors, as well as LE's Clubhouse Manager Terrance Tucker.

## 2020 LAKE ELSINORE COACHING STAFF



**MIKE MCCOY**  
Manager



**DOUG BOCHTLER**  
Pitching Coach



**PAT O'SULLIVAN**  
Hitting Coach



**FELIPE BLANCO**  
Fielding Coach




**MARITZA CASTRO**  
Athletic Trainer



**COREY MEASNER**  
Athletic Trainer



## FORT WAYNE TINCAPS



League	Midwest League
Division	Eastern Division
2019 Record	62-76
2019 Finish	6th in Midwest League Eastern
President	Mike Nutter
PR Contact and Email	John Nolan - nolan@tincaps.com
Phone	(260) 482-6400
Website	www.milb.com/fort-wayne
Padres Affiliate Since	1999
Ballpark	Parkview Field

### 2019 SEASON SUMMARY

The TinCaps fell short of postseason play in 2019 after going 29-41 in the 2nd half of the season. The club posted a .332 OBP, the highest mark for the TinCaps since 2011. Fort Wayne pitchers issued the fewest walks in the Midwest League (2.9 BB/9 IP), and they owned the best SO/BB ratio (3.11).

The club had the youngest average age for a position player in the league at 20.4 years old, and they also had the youngest average age for a pitcher at 20.7 years. FW used 58 players, the 2nd-most in franchise history (most: 63 in 2016).

Parkview Field was dubbed Best Class A Ballpark by Ballpark Digest for the second consecutive year and third time in four years.

### 2019 LEAGUE LEADERS

Several TinCaps ranked among Midwest League leaders, including OF Dwanya Williams-Sutton, who finished the season 1st in OBP (.411), and HBP (32) and 7th in OPS (.778). His 32 hit by pitches ranked 1st in all of the minors and set a FW single-season club record. OF Jawuan Harris ranked 3rd in SB (29) and T-6 in BB (63), OF Agustin Ruiz ranked T-7 in 2B (26), INF Tucupita Marcano T-5 in hits (124) and INF Justin Lopez T-9 in HR (13).

On the mound, RHP Jose Quezada led the league in appearances (48), LHP Joey Cantillo ranked 4th in SO (128), RHP Efrain Contreras ranked T-6 in games started (23) and 8th in SO (121), LHP Ryan Weathers ranked T-3 in pickoffs (6) and RHP Henry Henry T-3 in appearances (43) and T-5 in saves (10).

### 2019 AWARDS AND HONORS

LHP Joey Cantillo received a number of accolades, including the following: Midwest League Left-Handed Pitcher of the Year, MWL Player of the Month (June), MWL Player of the Week (June 23, June 30, Aug. 4) and Best Changeup in the MWL (Baseball America). INF Xavier Edwards was named MWL Second Baseman of the Year, a MWL Eastern Division All-Star and the Best Defensive Second Baseman in MWL (Baseball America). LHP Ryan Weathers and RHP Henry Henry were also named MWL Eastern Division All-Stars, INF Tucupita Marcano was the MWL Player of the Week (May 5) and INF Justin Lopez was dubbed to have the Best Infield Arm in the league by Baseball America.

## 2020 FORT WAYNE COACHING STAFF



**ANTHONY CONTRERAS**

Manager



**LEO ROSALES**

Pitching Coach




**JONATHAN MATHEWS**

Hitting Coach




**JONATHAN MEYER**

Fielding Coach



**NICK COBERLY**

Athletic Trainer



**BEN LOFTIS**

Strength Coach

# SCOUTING & PLAYER DEVELOPMENT

## TRI-CITY DUST DEVILS



League	Northwest League (Short-A)
Division	North Division
2019 Record	38-38
2019 Finish	2nd in Northwest League North
President	Brent Miles
PR Contact and Email	Derrel Ebert - debert@dustdevilsbaseball.com
Phone	(509) 544-8789
Website	www.milb.com/tri-city-dust-devils
Padres Affiliate Since	2015
Ballpark	Gesa Stadium

### 2019 SEASON SUMMARY

The Dust Devils finished the season in second place in the Northwest League North, going 38-38 (.500) in the regular season. In their search for their 1st NWL title as the Dust Devils (and 1st for the region since the Tri-City Triplets' crown in 1984), they went 4-4 in postseason play, falling to Hillsboro in the decisive fifth game of the NW League Championship Series. In the regular season, TC pitchers combined for 789 SO in their 76 games played, headlining the NWL. Tri-City attracted 87,021 fans to Gesa Stadium during the season, setting an all-time franchise record for the club.

### 2019 AWARDS AND HONORS

A pair of Dust Devils were named NWL Mid-Season All-Stars: INF Reinaldo Ibarra and LHP Dan Dallas. INF Kelvin Melean earned 2019 NWL Postseason All-Star honors, finishing the season with a team-leading .308 clip (57-for-185).

### 2019 LEAGUE LEADERS

INF Jordy Barley led the Northwest League in 3B (6), ranked T-2 in hits (71), T-3 in runs scored (45), 4th in SLG (.423), T-5 in HR (8) and T-6 in OPS (.733). INF Reinaldo Ibarra led the league in games played (68) and SB (26), ranked T-2 in BB (49) and T-3 in runs scored (45) with teammate Jordy Barley.

On the hill, Deivy Mendez ranked T-4 in saves (6), Deacon Medders ranked T-5 in appearances (24), Nick Thwait's was T-3 in games started (13) and 9th in IP (58.0), and among NWL hurlers who tossed at least 50.0 innings, Thwait's also ranked T-6 in fewest BB allowed (18).

## 2020 TRI-CITY COACHING STAFF



**VINNY LOPEZ**  
Manager




**GORMAN HEIM MUELLER**  
Pitching Coach



**RAUL GONZALEZ**  
Hitting Coach



**DAVID BRYAN**  
Athletic Trainer



**JUSTIN SEYLER**  
Strength Coach

**NOT PICTURED**

**LUIS MENDEZ**  
Fielding Coach



## AZL PADRES 1



<b>League</b>	Arizona League (Rookie)
<b>Division</b>	West Division
<b>2019 Record</b>	3rd in Arizona League West
<b>2019 Finish</b>	15-12
<b>Phone</b>	(623) 486-7000
<b>Padres Affiliate Since</b>	2004
<b>Ballpark</b>	Peoria Stadium

### 2019 SEASON SUMMARY

Halfway through the season, the Rookie-Level AZL Padres 1 ranked 2nd in the AZL West after posting a 17-11 record (.607), and in the 2nd half, the club went 15-12 (.556) and fell to 3rd place. The team welcomed several draft selections from the 2019 First-Year Player Draft, including the Padres 1st-round pick (6th overall), SS CJ Abrams, who led the club in hits (57), 2B (12), 3B (8), AVG. (.401), OBP (.442) and SLG (.662). The Padres' 2nd-round (48th overall) selection, OF Joshua Mears, slashed .253/.354/.440 in 43 games.

Padres 1 hurlers led the league in WHIP (1.28) and SO/BB ratio (3.70), posted the 2nd-best ERA in the league (3.58), allowed the fewest BB (154), posted the 2nd-best ERA in the league (3.58) and allowed the 2nd-fewest runs (268).

### 2019 LEAGUE LEADERS

INF CJ Abrams led the Arizona League in AVG (.401), ranked 2nd in OBP (.442), SLG (.662) and OPS (1.104), and C Brandon Valenzuela was T-2 in BB (34). On the hill, Andrew Dean ranked T-2 in holds (4) and Luarbert Arias ranked 8th in SO (60).

### 2019 AWARDS AND HONORS

INF CJ Abrams was named the 2019 Arizona League MVP, a 2019 Postseason All-Star and AZL Player of the Month in July (slashed .367/.408/.667 with 9 2B, 6 3B, 2 HR and 18 RBI).

## 2020 AZL PADRES 1 COACHING STAFF



**OSCAR SALAZAR**  
Manager



**JOHN HALAMA**  
Pitching Coach



**JED MORRIS**  
Hitting Coach



**JOHNNY CARVAJAL**  
Fielding Coach



**SHAUN ALEXANDER**  
Strength Coach

# SCOUTING & PLAYER DEVELOPMENT

## AZL PADRES 2



<b>League</b>	Arizona League (Rookie)
<b>Division</b>	West Division
<b>2019 Record</b>	39-17
<b>2019 Finish</b>	1st in Arizona League Central
<b>Phone</b>	(623) 486-7000
<b>Padres Affiliate Since</b>	2017
<b>Ballpark</b>	Peoria Sports Complex

### 2019 SEASON SUMMARY

In its third season since the Rookie-Level AZL Padres sectioned into two squads, the AZL Padres 2 finished the 2019 season in first place in the AZL Central with an overall record of 39-17. The club ranked second in the Arizona League in AVG (.285), times on base (866) and hits (572), 3rd in OBP (.372) and 4th in SLG (.405), OPS (.777) and runs/game (6.49).

On the mound, the Padres 2 hurlers pitched the most innings (516.1), tied for the most saves in the league (18) and posted the 3rd-fewest hits/9 IP (8.30).

### 2019 LEAGUE LEADERS

INF Junior Perez ranked 2nd in the AZL in runs scored (44) and total bases (107), T-2 in HR (11) and T-4 in RBI (39). OF Angel Solarte ranked 3rd in RBI (41) and T-3 in games played (53). On the mound, Blake Baker tied for the league lead in saves (8). Gabriel Morales ranked 2nd in ERA (1.66) and WHIP (0.95). Michell Miliano ranked T-2 in holds (4). Carlos Guarate ranked 4th in ERA (2.22).


## 2020 AZL PADRES 2 COACHING STAFF



**AARON LEVIN**  
Manager



**CHRISTIAN WONDERS**  
Pitching Coach



**DOUG BANKS**  
Hitting Coach



**SUNG HEON HONG**  
Fielding Coach



**JORDAN LIGHT**  
Athletic Trainer

**NOT PICTURED**

**GARETH WEBBER**  
Strength Coach



## DOMINICAN SUMMER LEAGUE PADRES



<b>League</b>	Dominican Summer League
<b>Division</b>	Baseball City
<b>2019 Record</b>	30-41
<b>2019 Finish</b>	5th in DSL Baseball City
<b>Phone</b>	(809) 685-5000
<b>Padres affiliate since</b>	1987
<b>Ballpark</b>	Padres Dominican Republic Baseball Park

## 2020 DSL PADRES COACHING STAFF



**MIGUEL DEL CASTILLO**

Manager



**NELSON CRUZ**

Pitching Coach



**JACKSON QUEZADA**

Pitching Coach



**JHONALDO POZO**

Coach



**EDINSON RINCON**

Coach



**WILFRI DE LA CRUZ**

Coach



**JUAN SALGADO**

Assistant Strength & Conditioning Coach

### NOT PICTURED

**YUNIR GARCIA**

Hitting Coach

**AUSTIN HARRIS**

Strength & Conditioning Coach

**EVAMARIE BALDERAS**

Athletic Trainer

**JAIRO GARCIA**

Assitant Athletic Trainer

# SCOUTING & PLAYER DEVELOPMENT



## PADRES DOMINICAN REPUBLIC BASEBALL PARK

<b>Location</b>	Najayo, San Cristobal, Dominican Republic
<b>Design</b>	HOK Sport
<b>Local Architect</b>	Jose Mella Febles & Assoc., S.A.
<b>Construction Management</b>	RALCO Construction Management Services
<b>Contractors</b>	Ing. Cristian Ciccone y Asociados, C. Por A.
<b>Gross Square Footage</b>	15 acres (653,400 square feet)

The Padres set new standards for Major League Baseball training facilities with their state-of-the-art Dominican Republic Baseball Park in Najayo, San Cristobal. Officially opened on April 30, 2008, the complex serves as the hub of the Padres Latin American operations where international players live and train year-round. The complex is also the home of the Dominican Summer League Padres. It served as the host location for the 2013 Padres' Instructional League.

The facility boasts two regulation-size playing fields and a half field, batting tunnels, covered pitching mounds and a clubhouse containing Major League-caliber weight and training rooms. The complex has housing for over 60 players as well as managers and coaches, including a kitchen and dining facilities. In an effort to create the ultimate facility, the Padres have incorporated on-site classrooms, a librar, computer learning centers and a first-rate player education program.

In conjunction with the construction of its Dominican Republic Baseball Park, the Padres have pioneered a community outreach program aimed at improving the quality of basic public education in the Dominican Republic. The Padres have partnered with SDSU, UCSD, SurFuturo, USAID and the American Chamber of Commerce Dominican Republic to improve four local community schools and incorporate after-school programs for students.

### FEATURES

Two Regulation-Size Playing Fields

One Half Field

Batting Tunnels

20,000 sq. ft. Clubhouse

18,000 sq. ft. Players Residence

5,000 sq. ft. managers/coaches residence

Administrative Offices

Weight and Training Rooms

Dining Hall

Classrooms







## PEORIA SPORTS COMPLEX

8131 W. Paradise Lane, Peoria, AZ 85382 | (623) 486-7000

<b>Owner</b>	City of Peoria		
<b>First Game</b>	Padres vs. Mariners, March 2, 1994		
<b>Seating Capacity</b>	12,339		
<b>Outfield Dimensions</b>			
<b>Left Field</b>	340 ft.	<b>Right-Center</b>	385 ft.
<b>Left-Center</b>	385 ft.	<b>Right Field</b>	340 ft.
<b>Center Field</b>	410 ft.		

Spring Training Record and Attendance		
Year	Overall Record	Home Attendance
1969	10-15	14,987
1970	14-12	17,991
1971	11-14	16,540
1972	12-8	13,437
1973	6-16	13,735
1974	10-10	15,748
1975	10-10	16,462
1976	8-7	10,420
1977	16-10	24,279
1978	15-13	30,270
1979	9-11	35,180
1980	8-10	27,881
1981	12-13	30,972
1982	15-8	29,788
1983	12-13	47,000
1984	13-17	50,262
1985	11-15	61,421
1986	16-14	62,103
1987	13-16	59,531
1988	11-16	59,485
1989	18-8	69,541
1990	12-2	23,481
1991	15-12	63,298
1992	13-15	63,071
1993	13-15	64,142
1994	11-18	91,011
1995	3-8-1	38,375
1996	20-13	75,385
1997	20-11	82,752
1998	19-10-3	104,995
1999	20-12-1	104,975
2000	16-14	96,359
2001	17-11	77,035
2002	18-15	83,777
2003	8-17-2	88,709
2004	11-20	77,918
2005	16-14	96,522
2006	17-11	85,443
2007	17-14	100,063
2008	12-14-4	132,361
2009	10-21	88,794
2010	18-10	79,671
2011	13-17-1	75,906
2012	20-16	87,962
2013	16-21	92,638
2014	11-13-6	81,212
2015	17-12-1	106,328
2016	10-21-2	95,410
2017	11-21-1	89,874
2018	15-10-5	82,421
2019	18-11-2	87,153
<b>Total</b>	<b>676-655-72</b>	<b>3,224,074</b>

The Padres begin preparations for the 2020 season in Peoria, Ariz. for their 27th Spring Training at the Peoria Sports Complex. The complex, located 20 miles northwest of downtown Phoenix, serves as the spring home for both the Padres and the Seattle Mariners. It is the premier Cactus League venue on the west side of Phoenix, providing easy access from the 101 Loop and is within walking distance to Peoria's P83 entertainment district featuring shopping, dining and entertainment. The complex provides separate state-of-the-art facilities for the two clubs, and both the Padres and Mariners clubhouses received over a combined 31 million dollars in renovations prior to the 2014 season. Each team's facility has six full fields, two-half fields for infield and base running drills, a bunting field, four covered batting tunnels and eight open air batting tunnels. Both clubhouses are over 55,000 square feet and include administrative offices, full-service kitchens and cafeterias, weight and training rooms and media workrooms.

Prior to the 2017 season, Peoria Stadium also underwent large LED and audio system upgrades including the following: New 2,100 square foot LED display, which was the largest in baseball's Cactus and Grapefruit Leagues and the first to feature 13HD LED. New display will measure approximately 35 feet high by 61 feet wide and feature a 13HD pixel layout to provide high-resolution imagery. Upgraded audio system includes fully-distributed sound, providing full-range sound reproduction for a powerful audio experience. Additional transformations preceding the 2014 season included the following: New 2,400 square foot team store along with renovated entrance gates and administrative offices. New fixed seats with cup holders as well as new seats along the first and third baselines and field level seating behind home plate.

The Colonnade, a new group space down the third base line was installed in 2016 featuring an upscale catering menu, TV's, private restrooms, full bar and viewing patio for groups of up to 200. New outfield pavilion in left field to accommodate groups of 20-300 as well as widened pedestrian walkway around the outfield. Accessible seating platforms added as well as an ADA accessible ramp to the stadium field. Public restroom upgrades. Infrastructure upgrades to water, fiber and information technology.

The working press box at Peoria Stadium has space for 35 writers and five separate broadcast booths. To reserve broadcast booth space, please contact JP Nolan in the Padres Media Relations Department at [jp Nolan@padres.com](mailto:jp Nolan@padres.com).

# SCOUTING & PLAYER DEVELOPMENT

## ALL-TIME PADRES FIRST-ROUND DRAFT PICKS

Year	Month	Player	Position	Year	Month	Player	Position
1969	June	Randy Elliott	INF/OF	1992	June	none	
1970	January	John Scott	OF	1993	June	Derrek Lee	INF
	June	Mike Ivie	C	1994	June	Dustin Hermanson	RHP
1971	January	Dave Hilton	INF	1995	June	Ben Davis	C
		*John Grubb	OF	1996	June	Matt Halloran	INF
	June	Jay Franklin	RHP	1997	June	Kevin Nicholson	INF
1972	January	Cliff Butcher	RHP	1998	June	Sean Burroughs	INF
		*Rich Troedson	LHP	1999	June	Vince Faison	OF
	June	Dave Roberts	INF			Gerik Baxter	RHP
1973	January	Dave Wehrmeister	RHP			Omar Ortiz	RHP
	June	Dave Winfield	OF	2000	June	Mark Phillips	LHP
1974	January	Tucker Ashford	INF	2001	June	Jake Gautreau	INF
	June	Bill Almon	INF	2002	June	Khalil Greene	INF
1975	January	Gene Richards	OF	2003	June	Tim Stauffer	RHP
		*Juan Eichelberger	RHP	2004	June	Matt Bush	INF
	June	Mike Lentz	LHP	2005	June	Cesar Carrillo	RHP
1976	January	Keith Miller	C			*Cesar Ramos	LHP
		Bob Shirley	LHP	2006	June	Matt Antonelli	INF
	June	Bob Owchinko	LHP			*Kyler Burke	OF
1977	January	Kevin Chapman	RHP	2007	June	Nick Schmidt	LHP
	June	Brian Greer	OF			*Kellen Kulbacki	OF
1978	January	Don Johnson	LHP			*Drew Cumberland	SS
	June	Andy Hawkins	RHP			*Mitch Canham	C
1979	January	John Stevenson	INF			*Cory Luebke	LHP
	June	Joe Lansford	INF			*Daniel Payne	OF
		Bob Geren	C	2008	June	Allan Dykstra	INF
1980	January	Ricky McMullen	INF			*Jaff Decker	OF
	June	Jeff Pyburn	OF			*Logan Forsythe	INF
1981	June	Kevin McReynolds	OF	2009	June	Donavan Tate	OF
		Frank Castro	C	2010	June	# Karsten Whitson	RHP
	January	*Scott Parsons	RHP	2011	June	Cory Spangenberg	INF
1982	June	Jimmy Jones	RHP			Joe Ross	RHP
		*Kevin Towers	RHP			*Michael Kelly	RHP
	June	Ray Hayward	LHP			*# Brett Austin	C
		*Craig Reid	INF			*Jace Peterson	INF
1984	January	Larry Martin	OF	2012	June	Max Fried	LHP
		*Randell Byers	OF			*Zach Eflin	RHP
	June	Shane Mack	OF			*Travis Jankowski	OF
1985	June	*Robert Grandstaff	INF			*Walker Weickel	RHP
1986	January	Joey Cora	INF	2013	June	Hunter Renfroe	OF
	June	Doug Brocail	RHP	2014	June	Trea Turner	SS
1987	June	*Brian Harrison	LHP	2015	June	none	
		Thomas Howard	OF	2016	June	Cal Quantrill	RHP
	June	*Pete Roberts	LHP			Hudson Potts	INF
1988	June	Kevin Garner	RHP			Eric Lauer	LHP
1989	June	Andy Benes	RHP	2017	June	MacKenzie Gore	LHP
1990	June	none		2018	June	Ryan Weathers	LHP
1991	June	Robbie Beckett	LHP	2019	June	C.J. Abrams	SS
	June	Joey Hamilton	RHP				

\*Selected in the Secondary Phase

#Did Not Sign

## NUMBER ONE OVERALL DRAFT PICKS TO APPEAR WITH THE PADRES

Draft	Player	Original Team	Years with San Diego
1970	Mike Ivie (1B)	SD	1971, 1974-1977
1972	Dave Roberts (3B)	SD	1972-75, 1977-78
1974	Bill Almon (INF)	SD	1974-1978
1984	Shawn Abner (OF)	NYM	1987-1990
1988	Andy Benes (RHP)	SD	1989-1994
1992	Phil Nevin (INF)	HOU	1999-2004
2000	Adrian Gonzalez (1B)	FL	2006-2009
2005	Justin Upton (LF)	ARI	2014



## NOTES

---

A series of horizontal dashed lines for writing notes, spanning the width of the page below the 'NOTES' header.

# SCOUTING & PLAYER DEVELOPMENT

## C.J. ABRAMS *INFIELDER*

<b>HEIGHT</b> 6-2	<b>BATS</b> L	<b>Full Name</b>	Paul Christopher Abrams Jr.
		<b>Date of Birth</b>	October 3, 2000 in Alpharetta, Georgia
		<b>2020 Opening Day Age</b>	19
<b>WEIGHT</b> 185	<b>THROWS</b> R	<b>How Obtained</b>	Signed as a first-round selection (sixth overall) in the 2019 First-Year Player Draft
		<b>School</b>	Blessed Trinity High School (GA)

## ANGEL ACEVEDO *RIGHT-HANDED PITCHER*

<b>HEIGHT</b> 6-1	<b>BATS</b> R	<b>Full Name</b>	Angel Paul Acevedo Oropeza
		<b>Date of Birth</b>	September 19, 1998 in Calabozo, Venezuela
		<b>2020 Opening Day Age</b>	21
<b>WEIGHT</b> 180	<b>THROWS</b> R	<b>How Obtained</b>	Signed as an international free agent on March 1, 2016
		<b>School</b>	International

## MATT ACOSTA *OUTFIELDER*

<b>HEIGHT</b> 5-11	<b>BATS</b> L	<b>Full Name</b>	Matthew Gabriel Acosta
		<b>Date of Birth</b>	April 1, 1998 in Upland, California
		<b>2020 Opening Day Age</b>	21
<b>WEIGHT</b> 185	<b>THROWS</b> L	<b>How Obtained</b>	Signed as a 12th-round selection in the 2019 First-Year Player Draft
		<b>School</b>	University of Southern California (CA)

## KELVIN ALARCON *INFIELDER*

<b>HEIGHT</b> 6-1	<b>BATS</b> S	<b>Full Name</b>	Kelvin De Jesus Alarcon Oropeza
		<b>Date of Birth</b>	March 6, 1999 in Villa de Cura, Venezuela
		<b>2020 Opening Day Age</b>	21
<b>WEIGHT</b> 155	<b>THROWS</b> R	<b>How Obtained</b>	Signed as an international free agent on July 2, 2015
		<b>School</b>	International

## JONATHAN ALCANTARA *RIGHT-HANDED PITCHER*

<b>HEIGHT</b> 6-4	<b>BATS</b> R	<b>Full Name</b>	Jonathan Alcantara De La Cruz
		<b>Date of Birth</b>	September 16, 2001 in Puerto Plata, Dominican Republic
		<b>2020 Opening Day Age</b>	18
<b>WEIGHT</b> 175	<b>THROWS</b> R	<b>How Obtained</b>	Signed as an international free agent on August 3, 2018
		<b>School</b>	International

## LUIS ALMANZAR *INFIELDER*

<b>HEIGHT</b> 6-0	<b>BATS</b> R	<b>Full Name</b>	Luis Jose Almanzar Amesquita
		<b>Date of Birth</b>	November 1, 1999 in Santo Domingo, Dominican Republic
		<b>2020 Opening Day Age</b>	20
<b>WEIGHT</b> 180	<b>THROWS</b> R	<b>How Obtained</b>	Signed as an international free agent on July 2, 2016
		<b>School</b>	International

## JARED ALVAREZ-LOPEZ *CATCHER*

<b>HEIGHT</b> 6-2	<b>BATS</b> R	<b>Full Name</b>	Jared Elijah Alvarez-Lopez
		<b>Date of Birth</b>	January 18, 2001 in Houston, Texas
		<b>2020 Opening Day Age</b>	19
<b>WEIGHT</b> 200	<b>THROWS</b> R	<b>How Obtained</b>	Signed as a 17th-round selection in the 2019 First-Year Player Draft
		<b>School</b>	Cypress Ranch High School (TX)



## EURIBIEL ANGELES *INFIELDER*

<b>HEIGHT</b> 5-11	<b>BATS</b> R	<b>Full Name</b>	Euribel Angeles Mercedes
		<b>Date of Birth</b>	May 11, 2002 in Higuey, Dominican Republic
		<b>2020 Opening Day Age</b>	17
<b>WEIGHT</b> 175	<b>THROWS</b> R	<b>How Obtained</b>	Signed as an international free agent on July 2, 2018
		<b>School</b>	International

## NEFI ANTUNEZ *INFIELDER*

<b>HEIGHT</b> 5-10	<b>BATS</b> R	<b>Full Name</b>	Nefi David Antunez Rico
		<b>Date of Birth</b>	April 21, 2002 in Rio Tucani, Venezuela
		<b>2020 Opening Day Age</b>	17
<b>WEIGHT</b> 160	<b>THROWS</b> R	<b>How Obtained</b>	Signed as an international free agent on July 2, 2018
		<b>School</b>	International

## CHARLIS AQUINO *INFIELDER*

<b>HEIGHT</b> 6-2	<b>BATS</b> R	<b>Full Name</b>	Charlis Esteban Aquino Arias
		<b>Date of Birth</b>	November 18, 2001 in San Cristobal, Dominican Republic
		<b>2020 Opening Day Age</b>	18
<b>WEIGHT</b> 165	<b>THROWS</b> R	<b>How Obtained</b>	Signed as an international free agent on July 2, 2018
		<b>School</b>	International

## ANDELSON ARIAS *CATCHER*

<b>HEIGHT</b> 6-1	<b>BATS</b> S	<b>Full Name</b>	Andelson Junior Arias Echavarria
		<b>Date of Birth</b>	June 14, 2000 in Bani, Dominican Republic
		<b>2020 Opening Day Age</b>	19
<b>WEIGHT</b> 170	<b>THROWS</b> R	<b>How Obtained</b>	Signed as an international free agent on July 2, 2017
		<b>School</b>	International

## LUARBERT ARIAS *RIGHT-HANDED PITCHER*

<b>HEIGHT</b> 6-2	<b>BATS</b> R	<b>Full Name</b>	Luarbert Elias Arias Zambrano
		<b>Date of Birth</b>	December 12, 2000 in Aragua, Venezuela
		<b>2020 Opening Day Age</b>	19
<b>WEIGHT</b> 176	<b>THROWS</b> R	<b>How Obtained</b>	Signed as an international free agent on July 2, 2017
		<b>School</b>	International

## EUDI ASENCIO *RIGHT-HANDED PITCHER*

<b>HEIGHT</b> 6-1	<b>BATS</b> R	<b>Full Name</b>	Eudi Asencio Marte
		<b>Date of Birth</b>	June 18, 1999 in San Cristobal, Dominican Republic
		<b>2020 Opening Day Age</b>	20
<b>WEIGHT</b> 170	<b>THROWS</b> R	<b>How Obtained</b>	Signed as an international free agent on July 2, 2017
		<b>School</b>	International

## ELLIOT ASHBECK *RIGHT-HANDED PITCHER*

<b>HEIGHT</b> 6-3	<b>BATS</b> L	<b>Full Name</b>	Elliot Gordon Ashbeck
		<b>Date of Birth</b>	November 16, 1993 in Marshfield, Wisconsin
		<b>2020 Opening Day Age</b>	26
<b>WEIGHT</b> 215	<b>THROWS</b> R	<b>How Obtained</b>	Signed as a 16th-round selection in the 2015 First-Year Player Draft
		<b>School</b>	Bradley University (IL)

# SCOUTING & PLAYER DEVELOPMENT

## MANUEL AVILA *RIGHT-HANDED PITCHER*

<b>HEIGHT</b> 5-11	<b>BATS</b> R	<b>Full Name</b>	Manuel Emilio Avila Castrillo
		<b>Date of Birth</b>	January 27, 2001 in Guarico, Venezuela
		<b>2020 Opening Day Age</b>	19
<b>WEIGHT</b> 160	<b>THROWS</b> R	<b>How Obtained</b>	Signed as an international free agent on July 2, 2018
		<b>School</b>	International

## HENRY BAEZ *RIGHT-HANDED PITCHER*

<b>HEIGHT</b> 6-3	<b>BATS</b> R	<b>Full Name</b>	Henry Manuel Baez Aquino
		<b>Date of Birth</b>	October 12, 2002 in San Cristobal, Dominican Republic
		<b>2020 Opening Day Age</b>	17
<b>WEIGHT</b> 175	<b>THROWS</b> R	<b>How Obtained</b>	Signed as an international free agent on July 2, 2019
		<b>School</b>	International

## BLAKE BAKER *RIGHT-HANDED PITCHER*

<b>HEIGHT</b> 6-3	<b>BATS</b> R	<b>Full Name</b>	Blake Edward Baker
		<b>Date of Birth</b>	January 10, 1999 in Davenport, Iowa
		<b>2020 Opening Day Age</b>	21
<b>WEIGHT</b> 195	<b>THROWS</b> R	<b>How Obtained</b>	Signed as a 25th-round selection in the 2019 First-Year Player Draft
		<b>School</b>	Miami Dade CC Kendall (FL)

## SAM BALLARD *LEFT-HANDED PITCHER*

<b>HEIGHT</b> 6-0	<b>BATS</b> L	<b>Full Name</b>	Sam Cole Ballard
		<b>Date of Birth</b>	January 16, 1998 in Alton, Iowa
		<b>2020 Opening Day Age</b>	22
<b>WEIGHT</b> 200	<b>THROWS</b> L	<b>How Obtained</b>	Signed as a 28th-round selection in the 2019 First-Year Player Draft
		<b>School</b>	Parkland College (IL)

## JORDY BARLEY *INFIELDER*

<b>HEIGHT</b> 6-0	<b>BATS</b> R	<b>Full Name</b>	Jordy Barley
		<b>Date of Birth</b>	December 3, 1999 in San Pedro De Macoris, Dominican Republic
		<b>2020 Opening Day Age</b>	20
<b>WEIGHT</b> 175	<b>THROWS</b> R	<b>How Obtained</b>	Signed as an international free agent on July 2, 2016
		<b>School</b>	International

## OLIVIER BASABE *INFIELDER*

<b>HEIGHT</b> 6-0	<b>BATS</b> R	<b>Full Name</b>	Olivier Enrique Basabe
		<b>Date of Birth</b>	July 15, 1997 in Maracaibo, Venezuela
		<b>2020 Opening Day Age</b>	22
<b>WEIGHT</b> 188	<b>THROWS</b> R	<b>How Obtained</b>	Signed as an eighth-round selection in the 2017 First-Year Player Draft
		<b>School</b>	Faulkner University (AL)

## RAMIRO BATISTA *RIGHT-HANDED PITCHER*

<b>HEIGHT</b> 6-7	<b>BATS</b> R	<b>Full Name</b>	Ramiro Batista Guzman
		<b>Date of Birth</b>	October 5, 1998 in San Juan, Dominican Republic
		<b>2020 Opening Day Age</b>	21
<b>WEIGHT</b> 191	<b>THROWS</b> R	<b>How Obtained</b>	Signed as an international free agent on April 12, 2019
		<b>School</b>	International



## MATTHEW BATTEN *INFIELDER*

<b>HEIGHT</b> 5-11	<b>BATS</b> R	<b>Full Name</b>	Matthew Albert Batten
		<b>Date of Birth</b>	June 22, 1995 in Shelton, Connecticut
		<b>2020 Opening Day Age</b>	24
<b>WEIGHT</b> 180	<b>THROWS</b> R	<b>How Obtained</b>	Signed as a 32nd-round selection in the 2017 First-Year Player Draft
		<b>School</b>	Quinnipiac University (CT)

## CARLOS BELEN *RIGHT-HANDED PITCHER*

<b>HEIGHT</b> 6-1	<b>BATS</b> R	<b>Full Name</b>	Carlos Reynaldo Belen Guante
		<b>Date of Birth</b>	February 28, 1996 in Santo Domingo, Dominican Republic
		<b>2020 Opening Day Age</b>	24
<b>WEIGHT</b> 213	<b>THROWS</b> R	<b>How Obtained</b>	Signed as a international free agent on July 2, 2012
		<b>School</b>	International

## COLE BELLINGER *RIGHT-HANDED PITCHER*

<b>HEIGHT</b> 6-1	<b>BATS</b> R	<b>Full Name</b>	Cole Bellinger
		<b>Date of Birth</b>	October 12, 1999 in Port Chester, New York
		<b>2020 Opening Day Age</b>	20
<b>WEIGHT</b> 175	<b>THROWS</b> R	<b>How Obtained</b>	Signed as a 15th-round selection in the 2017 First-Year Player Draft
		<b>School</b>	Hamilton High School (AZ)

## EDUWIN BENCOMO *RIGHT-HANDED PITCHER*

<b>HEIGHT</b> 6-2	<b>BATS</b> R	<b>Full Name</b>	Edwin Miguel Bencomo Hernandez
		<b>Date of Birth</b>	April 14, 1999 in Rio Chico, Venezuela
		<b>2020 Opening Day Age</b>	20
<b>WEIGHT</b> 165	<b>THROWS</b> R	<b>How Obtained</b>	Signed as an international free agent on March 3, 2016
		<b>School</b>	International

## TYLER BENSON *OUTFIELDER*

<b>HEIGHT</b> 5-11	<b>BATS</b> L	<b>Full Name</b>	Tyler Benson
		<b>Date of Birth</b>	June 17, 1996 in Livingston, New Jersey
		<b>2020 Opening Day Age</b>	23
<b>WEIGHT</b> 180	<b>THROWS</b> R	<b>How Obtained</b>	Signed as a 31st-round selection in the 2017 First-Year Player Draft
		<b>School</b>	Bloomsburg University (PA)

## JASON BLANCHARD *LEFT-HANDED PITCHER*

<b>HEIGHT</b> 6-0	<b>BATS</b> R	<b>Full Name</b>	Jason Randall Blanchard
		<b>Date of Birth</b>	June 25, 1997 in Austin, Texas
		<b>2020 Opening Day Age</b>	22
<b>WEIGHT</b> 185	<b>THROWS</b> L	<b>How Obtained</b>	Signed as a ninth-round selection in the 2019 First-Year Player Draft
		<b>School</b>	Lamar University (TX)

## CALEB BOUSHLEY *RIGHT-HANDED PITCHER*

<b>HEIGHT</b> 6-3	<b>BATS</b> R	<b>Full Name</b>	Caleb Boushley
		<b>Date of Birth</b>	October 1, 1993 in Hortonville, Wisconsin
		<b>2020 Opening Day Age</b>	26
<b>WEIGHT</b> 180	<b>THROWS</b> R	<b>How Obtained</b>	Signed as a 33rd-round selection in the 2017 First-Year Player Draft
		<b>School</b>	University of Wisconsin-La Crosse (WI)

# SCOUTING & PLAYER DEVELOPMENT

## MATT BRASH *RIGHT-HANDED PITCHER*

<b>HEIGHT</b> 6-1	<b>BATS</b> R	<b>Full Name</b>	Matthew Aurel Brash
		<b>Date of Birth</b>	May 12, 1998 in Kingston, Ontario, Canada
		<b>2020 Opening Day Age</b>	21
<b>WEIGHT</b> 165	<b>THROWS</b> R	<b>How Obtained</b>	Signed as a fourth-round selection in the 2019 First-Year Player Draft
		<b>School</b>	Niagra University (NY)

## ROBERT BRILEY *RIGHT-HANDED PITCHER*

<b>HEIGHT</b> 6-5	<b>BATS</b> R	<b>Full Name</b>	Robert Lewis Briley
		<b>Date of Birth</b>	September 15, 1999 in Tahina, Oklahoma
		<b>2020 Opening Day Age</b>	20
<b>WEIGHT</b> 225	<b>THROWS</b> R	<b>How Obtained</b>	Signed as a 16th-round selection in the 2019 First-Year Player Draft
		<b>School</b>	Seminole State University (OK)

## AJ BROWN *OUTFIELDER*

<b>HEIGHT</b> 6-2	<b>BATS</b> R	<b>Full Name</b>	Arthur J. Brown
		<b>Date of Birth</b>	June 30, 1997 in Starkville, Mississippi
		<b>2020 Opening Day Age</b>	22
<b>WEIGHT</b> 210	<b>THROWS</b> R	<b>How Obtained</b>	Signed as a 19th-round selection in the 2016 First-Year Player Draft
		<b>School</b>	Starkville High School (MS)

## DANIEL CAMARENA *LEFT-HANDED PITCHER*

<b>HEIGHT</b> 6-0	<b>BATS</b> L	<b>Full Name</b>	Daniel Ricardo Camarena
		<b>Date of Birth</b>	November 9, 1992 in Bonita, California
		<b>2020 Opening Day Age</b>	27
<b>WEIGHT</b> 200	<b>THROWS</b> L	<b>How Obtained</b>	Signed as a minor league free agent on February 13, 2020
		<b>School</b>	Cathedral Catholic High School (CA)

## JOEY CANTILLO *LEFT-HANDED PITCHER*

<b>HEIGHT</b> 6-4	<b>BATS</b> L	<b>Full Name</b>	Joseph Lopaka Cantillo
		<b>Date of Birth</b>	December 18, 1999 in Kailua, Hawaii
		<b>2020 Opening Day Age</b>	20
<b>WEIGHT</b> 200	<b>THROWS</b> L	<b>How Obtained</b>	Signed as a 16th-round selection in the 2017 First-Year Player Draft
		<b>School</b>	Kailua High School (HI)

## MICHAEL CANTU *CATCHER*

<b>HEIGHT</b> 6-3	<b>BATS</b> R	<b>Full Name</b>	Michael Everett Cantu
		<b>Date of Birth</b>	August 28, 1995 in Corpus Christi, Texas
		<b>2020 Opening Day Age</b>	24
<b>WEIGHT</b> 235	<b>THROWS</b> R	<b>How Obtained</b>	Signed as a non-drafted free agent on August 18, 2017
		<b>School</b>	University of Texas (TX)

## MARTIN CARRASCO *RIGHT-HANDED PITCHER*

<b>HEIGHT</b> 6-0	<b>BATS</b> R	<b>Full Name</b>	Martin Alejandro Carrasco Garcia
		<b>Date of Birth</b>	November 22, 1999 in Tijuana, Mexico
		<b>2020 Opening Day Age</b>	20
<b>WEIGHT</b> 165	<b>THROWS</b> R	<b>How Obtained</b>	Signed as an international free agent on July 5, 2016
		<b>School</b>	International





## TRE CARTER *OUTFIELDER*

<b>HEIGHT</b> 6-2	<b>BATS</b> L	<b>Full Name</b>	Treyne Jay Gabriel Carter
		<b>Date of Birth</b>	March 22, 1997 in Columbus, Indiana
		<b>2020 Opening Day Age</b>	23
<b>WEIGHT</b> 181	<b>THROWS</b> R	<b>How Obtained</b>	Signed as an 11th-round selection in the 2016 First-Year Player Draft
		<b>School</b>	Soddy-Daisy High School (TN)

## ALFREDO CASTANEDA *RIGHT-HANDED PITCHER*

<b>HEIGHT</b> 6-2	<b>BATS</b> R	<b>Full Name</b>	Alfredo Dasaeth Castaneda Chairez
		<b>Date of Birth</b>	July 10, 2000 in Baja California, Mexico
		<b>2020 Opening Day Age</b>	19
<b>WEIGHT</b> 175	<b>THROWS</b> R	<b>How Obtained</b>	Signed as an international free agent on July 6, 2017
		<b>School</b>	International

## NERWILIAN CEDENO *INFIELDER*

<b>HEIGHT</b> 5-11	<b>BATS</b> S	<b>Full Name</b>	Nerwilian Enrique Cedeno Soto
		<b>Date of Birth</b>	March 16, 2002 in Rio Tucani, Venezuela
		<b>2020 Opening Day Age</b>	18
<b>WEIGHT</b> 175	<b>THROWS</b> R	<b>How Obtained</b>	Signed as an international free agent on July 2, 2018
		<b>School</b>	International

## CESAR CERVANTES *RIGHT-HANDED PITCHER*

<b>HEIGHT</b> 6-4	<b>BATS</b> R	<b>Full Name</b>	Cesar Jesus Cervantes Nieto
		<b>Date of Birth</b>	July 2, 2003 in Sinaloa, Mexico
		<b>2020 Opening Day Age</b>	16
<b>WEIGHT</b> 190	<b>THROWS</b> R	<b>How Obtained</b>	Signed as an international free agent on July 2, 2019
		<b>School</b>	International

## JESUS CISNEROS *RIGHT-HANDED PITCHER*

<b>HEIGHT</b> 6-0	<b>BATS</b> R	<b>Full Name</b>	Jesus Manuel Cisneros Nino
		<b>Date of Birth</b>	December 7, 2000 in Aragua, Venezuela
		<b>2020 Opening Day Age</b>	19
<b>WEIGHT</b> 155	<b>THROWS</b> R	<b>How Obtained</b>	Signed as an international free agent on July 2, 2017
		<b>School</b>	International

## IAN CLARKIN *LEFT-HANDED PITCHER*

<b>HEIGHT</b> 6-2	<b>BATS</b> L	<b>Full Name</b>	Ian Richard Clarkin
		<b>Date of Birth</b>	February 14, 1995 in San Diego, California
		<b>2020 Opening Day Age</b>	25
<b>WEIGHT</b> 205	<b>THROWS</b> L	<b>How Obtained</b>	Signed as a minor league free agent on February 13, 2020
		<b>School</b>	Madison High School (CA)

## DYLAN COLEMAN *RIGHT-HANDED PITCHER*

<b>HEIGHT</b> 6-5	<b>BATS</b> R	<b>Full Name</b>	Dylan David Coleman
		<b>Date of Birth</b>	September 16, 1996 in Potosi, Missouri
		<b>2020 Opening Day Age</b>	23
<b>WEIGHT</b> 215	<b>THROWS</b> R	<b>How Obtained</b>	Signed as a fourth-round selection in the 2018 First-Year Player Draft
		<b>School</b>	Missouri State University (MO)

# SCOUTING & PLAYER DEVELOPMENT

## KEEGAN COLLETT *RIGHT-HANDED PITCHER*

<b>HEIGHT</b> 6-4	<b>BATS</b> R	<b>Full Name</b>	Keegan Anthony Collett
		<b>Date of Birth</b>	July 27, 1998 in Waxahachie, Texas
		<b>2020 Opening Day Age</b>	21
<b>WEIGHT</b> 220	<b>THROWS</b> R	<b>How Obtained</b>	Signed as a 35th-round selection in the 2019 First-Year Player Draft
		<b>School</b>	Florida Gulf Coast University (FL)

## TOM COLLETTI *RIGHT-HANDED PITCHER*

<b>HEIGHT</b> 6-3	<b>BATS</b> R	<b>Full Name</b>	Thomas Carl Colletti
		<b>Date of Birth</b>	June 22, 1995 in Wheaton, Illinois
		<b>2020 Opening Day Age</b>	24
<b>WEIGHT</b> 220	<b>THROWS</b> R	<b>How Obtained</b>	Signed as a non-drafted free agent on July 3, 2017
		<b>School</b>	Ohio University (OH)

## EFRAIN CONTRERAS *RIGHT-HANDED PITCHER*

<b>HEIGHT</b> 5-10	<b>BATS</b> R	<b>Full Name</b>	Efrain Contreras Covarrubias
		<b>Date of Birth</b>	January 2, 2000 in Chihuahua, Mexico
		<b>2020 Opening Day Age</b>	20
<b>WEIGHT</b> 185	<b>THROWS</b> R	<b>How Obtained</b>	Signed as an international free agent on July 8, 2017
		<b>School</b>	International

## JOSE CORDERO *OUTFIELDER*

<b>HEIGHT</b> 6-1	<b>BATS</b> R	<b>Full Name</b>	Jose Karin Cordero Valdez
		<b>Date of Birth</b>	May 24, 2003 in San Cristobal, Dominican Republic
		<b>2020 Opening Day Age</b>	16
<b>WEIGHT</b> 165	<b>THROWS</b> R	<b>How Obtained</b>	Signed as an international free agent on July 2, 2019
		<b>School</b>	International

## STARLIN CORDERO *RIGHT-HANDED PITCHER*

<b>HEIGHT</b> 6-7	<b>BATS</b> R	<b>Full Name</b>	Starlin Manuel Cordero Garcia
		<b>Date of Birth</b>	July 21, 1998 in San Cristobal, Dominican Republic
		<b>2020 Opening Day Age</b>	21
<b>WEIGHT</b> 220	<b>THROWS</b> R	<b>How Obtained</b>	Signed as an international free agent on March 2, 2015
		<b>School</b>	International

## TOM COSGROVE *LEFT-HANDED PITCHER*

<b>HEIGHT</b> 6-2	<b>BATS</b> L	<b>Full Name</b>	Thomas Cosgrove
		<b>Date of Birth</b>	June 14, 1996 in Staten Island, New York
		<b>2020 Opening Day Age</b>	23
<b>WEIGHT</b> 190	<b>THROWS</b> L	<b>How Obtained</b>	Signed as a 12th-round selection in the 2017 First-Year Player Draft
		<b>School</b>	Manhattan College (NY)

## JEAN COSME *RIGHT-HANDED PITCHER*

<b>HEIGHT</b> 6-2	<b>BATS</b> R	<b>Full Name</b>	Jean Carlos Cosme Rios
		<b>Date of Birth</b>	May 24, 1996 in Bayamon, Puerto Rico
		<b>2020 Opening Day Age</b>	23
<b>WEIGHT</b> 155	<b>THROWS</b> R	<b>How Obtained</b>	Acquired from BAL in exchange for Odrisamer Despaigne on February 4, 2016
		<b>School</b>	International



## LUIS CRISOSTOMO *RIGHT-HANDED PITCHER*

<b>HEIGHT</b> 6-2	<b>BATS</b> R	<b>Full Name</b>	Luis David Crisostomo Lopez
		<b>Date of Birth</b>	August 18, 2000 in Santo Domingo, Dominican Republic
		<b>2020 Opening Day Age</b>	19
<b>WEIGHT</b> 175	<b>THROWS</b> R	<b>How Obtained</b>	Signed as an international free agent on July 19, 2018
		<b>School</b>	International

## OMAR CRUZ *LEFT-HANDED PITCHER*

<b>HEIGHT</b> 6-0	<b>BATS</b> L	<b>Full Name</b>	Omar Alejandro Cruz Ocampo
		<b>Date of Birth</b>	January 26, 1999 in Sonora, Mexico
		<b>2020 Opening Day Age</b>	21
<b>WEIGHT</b> 170	<b>THROWS</b> L	<b>How Obtained</b>	Signed as an international free agent on July 3, 2017
		<b>School</b>	International

## MICHAEL CURRY *OUTFIELDER*

<b>HEIGHT</b> 6-1	<b>BATS</b> R	<b>Full Name</b>	Michael Aaron Curry
		<b>Date of Birth</b>	July 4, 1997 in West Palm Beach, Florida
		<b>2020 Opening Day Age</b>	22
<b>WEIGHT</b> 212	<b>THROWS</b> R	<b>How Obtained</b>	Signed as a 16th-round selection in the 2018 First-Year Player Draft
		<b>School</b>	University of Georgia (GA)

## JARRYD DALE *INFIELDER*

<b>HEIGHT</b> 6-1	<b>BATS</b> R	<b>Full Name</b>	Jarryd James Dale
		<b>Date of Birth</b>	September 11, 2000 in Melbourne, Australia
		<b>2020 Opening Day Age</b>	19
<b>WEIGHT</b> 180	<b>THROWS</b> R	<b>How Obtained</b>	Signed as an international free agent on July 2, 2017
		<b>School</b>	McKinnon Secondary College (AU)

## DAN DALLAS *LEFT-HANDED PITCHER*

<b>HEIGHT</b> 6-1	<b>BATS</b> R	<b>Full Name</b>	Daniel Frank Dallas
		<b>Date of Birth</b>	December 24, 1997 in Buffalo, New York
		<b>2020 Opening Day Age</b>	22
<b>WEIGHT</b> 204	<b>THROWS</b> L	<b>How Obtained</b>	Signed as a seventh-round selection in the 2016 First-Year Player Draft
		<b>School</b>	Canisius High School (NY)

## CULLEN DANA *LEFT-HANDED PITCHER*

<b>HEIGHT</b> 6-4	<b>BATS</b> R	<b>Full Name</b>	Cullen Frederick Dana
		<b>Date of Birth</b>	August 7, 1997 in Goshen, New York
		<b>2020 Opening Day Age</b>	22
<b>WEIGHT</b> 210	<b>THROWS</b> L	<b>How Obtained</b>	Signed as a 30th-round selection in the 2018 First-Year Player Draft
		<b>School</b>	Seton Hall University (NJ)

## ANDREW DEAN *LEFT-HANDED PITCHER*

<b>HEIGHT</b> 6-1	<b>BATS</b> R	<b>Full Name</b>	Andrew Joseph Dean
		<b>Date of Birth</b>	July 17, 1996 in Alvin, Texas
		<b>2020 Opening Day Age</b>	23
<b>WEIGHT</b> 185	<b>THROWS</b> L	<b>How Obtained</b>	Signed as a 18th-round selection in the 2019 First-Year Player Draft
		<b>School</b>	University of Illinois-Springfield (IL)

# SCOUTING & PLAYER DEVELOPMENT

## JOSTTIN DIAZ *INFIELDER*

<b>HEIGHT</b> 6-0	<b>BATS</b> S	<b>Full Name</b>	Josttin Samuels Diaz Familia
		<b>Date of Birth</b>	May 18, 2002 in Santo Domingo, Dominican Republic
		<b>2020 Opening Day Age</b>	17
<b>WEIGHT</b> 170	<b>THROWS</b> R	<b>How Obtained</b>	Signed as an international free agent on July 2, 2018
		<b>School</b>	International

## RAY-PATRICK DIDDER *OUTFIELDER*

<b>HEIGHT</b> 5-11	<b>BATS</b> R	<b>Full Name</b>	Ray-Patrick Elijah Khalil Didder
		<b>Date of Birth</b>	October 1, 1994 in Oranjestad, Aruba
		<b>2020 Opening Day Age</b>	25
<b>WEIGHT</b> 180	<b>THROWS</b> R	<b>How Obtained</b>	Signed as a minor league free agent on December 17, 2019
		<b>School</b>	International

## DOM DISABATINO *RIGHT-HANDED PITCHER*

<b>HEIGHT</b> 6-5	<b>BATS</b> R	<b>Full Name</b>	Dominic Stephen DiSabatino
		<b>Date of Birth</b>	3/21/96 in Middletown, DE
		<b>2020 Opening Day Age</b>	24
<b>WEIGHT</b> 190	<b>THROWS</b> R	<b>How Obtained</b>	Signed as a 20th-round selection in the 2016 First-Year Player Draft
		<b>School</b>	Harford Community College (MD)

## REGINALD DOWSTON *OUTFIELDER*

<b>HEIGHT</b> 5-11	<b>BATS</b> R	<b>Full Name</b>	Reginald Rodwick Dowston Tejada
		<b>Date of Birth</b>	June 28, 2002 in Santo Domingo, Dominican Republic
		<b>2020 Opening Day Age</b>	17
<b>WEIGHT</b> 170	<b>THROWS</b> R	<b>How Obtained</b>	Signed as an international free agent on July 2, 2018
		<b>School</b>	International

## LOGAN DRISCOLL *CATCHER*

<b>HEIGHT</b> 6-0	<b>BATS</b> L	<b>Full Name</b>	Logan Rylee Driscoll
		<b>Date of Birth</b>	November 3, 1997 in Colorado Springs, Colorado
		<b>2020 Opening Day Age</b>	22
<b>WEIGHT</b> 210	<b>THROWS</b> R	<b>How Obtained</b>	Signed as a Competitive Balance Draft pick in the 2019 First-Year Player Draft
		<b>School</b>	George Mason University (VA)

## VICTOR DUARTE *INFIELDER*

<b>HEIGHT</b> 5-11	<b>BATS</b> R	<b>Full Name</b>	Victor Andres Duarte
		<b>Date of Birth</b>	February 23, 2001 in Tucupita, Venezuela
		<b>2020 Opening Day Age</b>	19
<b>WEIGHT</b> 170	<b>THROWS</b> R	<b>How Obtained</b>	Signed as an international free agent on July 2, 2018
		<b>School</b>	International

## NATE EASLEY *OUTFIELDER*

<b>HEIGHT</b> 5-10	<b>BATS</b> R	<b>Full Name</b>	Nathaniel Jacob Easley
		<b>Date of Birth</b>	January 11, 1996 in Glendale, Arizona
		<b>2020 Opening Day Age</b>	24
<b>WEIGHT</b> 170	<b>THROWS</b> R	<b>How Obtained</b>	Signed as a 23rd-round selection in the 2016 First-Year Player Draft
		<b>School</b>	Yavapai College (AZ)



## VLADIMIR ECHAVARRIA *INFIELDER*

<b>HEIGHT</b> 5-11	<b>BATS</b> R	<b>Full Name</b>	Vladimir Echavarría Esquea
		<b>Date of Birth</b>	April 12, 2000 in Santo Domingo, Dominican Republic
		<b>2020 Opening Day Age</b>	19
<b>WEIGHT</b> 160	<b>THROWS</b> R	<b>How Obtained</b>	Signed as an international free agent on July 2, 2017
		<b>School</b>	International

## ETHAN ELLIOTT *LEFT-HANDED PITCHER*

<b>HEIGHT</b> 6-3	<b>BATS</b> L	<b>Full Name</b>	Ethan Matthew Elliott
		<b>Date of Birth</b>	April 28, 1997 in Knoxville, Tennessee
		<b>2020 Opening Day Age</b>	22
<b>WEIGHT</b> 180	<b>THROWS</b> L	<b>How Obtained</b>	Signed as a 10th-round selection in the 2019 First-Year Player Draft
		<b>School</b>	Lincoln Memorial University (TN)

## YERISSON ENCARNACION *LEFT-HANDED PITCHER*

<b>HEIGHT</b> 5-11	<b>BATS</b> L	<b>Full Name</b>	Yerisson Encarnacion Padilla
		<b>Date of Birth</b>	August 5, 2000 in Samana, Dominican Republic
		<b>2020 Opening Day Age</b>	19
<b>WEIGHT</b> 165	<b>THROWS</b> L	<b>How Obtained</b>	Signed as an international free agent on October 31, 2019
		<b>School</b>	International

## LUIS EUSEBIO *RIGHT-HANDED PITCHER*

<b>HEIGHT</b> 6-0	<b>BATS</b> R	<b>Full Name</b>	Luis Miguel Eusebio Paulino
		<b>Date of Birth</b>	March 15, 1996 in Cabrera, Dominican Republic
		<b>2020 Opening Day Age</b>	24
<b>WEIGHT</b> 180	<b>THROWS</b> R	<b>How Obtained</b>	Signed as an international free agent on December 5, 2016
		<b>School</b>	International

## ALBERT FABIAN *OUTFIELDER*

<b>HEIGHT</b> 6-0	<b>BATS</b> L	<b>Full Name</b>	Albert De Jesus Fabian Florentino
		<b>Date of Birth</b>	December 21, 2001 in Santiago, Dominican Republic
		<b>2020 Opening Day Age</b>	18
<b>WEIGHT</b> 215	<b>THROWS</b> L	<b>How Obtained</b>	Signed as an international free agent on July 2, 2018
		<b>School</b>	International

## KOTY FALLON *RIGHT-HANDED PITCHER*

<b>HEIGHT</b> 6-3	<b>BATS</b> R	<b>Full Name</b>	Jeffrey Dakota Fallon
		<b>Date of Birth</b>	July 10, 1996 in Tempe, Arizona
		<b>2020 Opening Day Age</b>	23
<b>WEIGHT</b> 210	<b>THROWS</b> R	<b>How Obtained</b>	Signed as a 40th-round selection in the 2019 First-Year Player Draft
		<b>School</b>	Western Oregon University (OR)

## BRADY FEIGL *LEFT-HANDED PITCHER*

<b>HEIGHT</b> 6-4	<b>BATS</b> R	<b>Full Name</b>	Brady Matthew Feigl
		<b>Date of Birth</b>	December 27, 1990 in Severn, Maryland
		<b>2020 Opening Day Age</b>	29
<b>WEIGHT</b> 195	<b>THROWS</b> L	<b>How Obtained</b>	Acquired from TEX in Triple-A Phase of the Rule 5 draft on December 12, 2019
		<b>School</b>	Mount St. Mary's University (MD)

# SCOUTING & PLAYER DEVELOPMENT

## IGNACIO FELIZ *RIGHT-HANDED PITCHER*

<b>HEIGHT</b> 6-1	<b>BATS</b> R	<b>Full Name</b>	Ignacio Junior Feliz Viola
		<b>Date of Birth</b>	October 23, 1999 in Santo Domingo, DR
		<b>2020 Opening Day Age</b>	20
<b>WEIGHT</b> 180	<b>THROWS</b> R	<b>How Obtained</b>	Acquired from CLE in exchange for Walker Lockett on November 20, 2018
		<b>School</b>	International

## DRAKE FELLOWS *RIGHT-HANDED PITCHER*

<b>HEIGHT</b> 6-5	<b>BATS</b> L	<b>Full Name</b>	Drake Robert Fellows
		<b>Date of Birth</b>	March 6, 1998 in Lawrenceburg, Indiana
		<b>2020 Opening Day Age</b>	22
<b>WEIGHT</b> 220	<b>THROWS</b> R	<b>How Obtained</b>	Signed as a sixth-round selection in the 2019 First-Year Player Draft
		<b>School</b>	Vanderbilt University (TN)

## MASON FEOLE *LEFT-HANDED PITCHER*

<b>HEIGHT</b> 6-2	<b>BATS</b> L	<b>Full Name</b>	Mason Anthony Feole
		<b>Date of Birth</b>	August 28, 1998 in Providence, Rhode Island
		<b>2020 Opening Day Age</b>	21
<b>WEIGHT</b> 205	<b>THROWS</b> L	<b>How Obtained</b>	Signed as an 11th-round selection in the 2019 First-Year Player Draft
		<b>School</b>	University of Connecticut (CT)

## RAFAEL FERMIN *INFIELDER*

<b>HEIGHT</b> 6-0	<b>BATS</b> R	<b>Full Name</b>	Rafael Fermin Payano
		<b>Date of Birth</b>	December 25, 2001 in Samana, Dominican Republic
		<b>2020 Opening Day Age</b>	18
<b>WEIGHT</b> 170	<b>THROWS</b> R	<b>How Obtained</b>	Signed as an international free agent on July 4, 2019
		<b>School</b>	International

## JUAN FERNANDEZ *CATCHER*

<b>HEIGHT</b> 5-11	<b>BATS</b> R	<b>Full Name</b>	Juan Carlos Fernandez Suarez
		<b>Date of Birth</b>	March 7, 1999 in Valencia, Venezuela
		<b>2020 Opening Day Age</b>	21
<b>WEIGHT</b> 180	<b>THROWS</b> R	<b>How Obtained</b>	Signed as an international free agent on March 2, 2016
		<b>School</b>	International

## OMAR FERNANDEZ *LEFT-HANDED PITCHER*

<b>HEIGHT</b> 5-11	<b>BATS</b> L	<b>Full Name</b>	Omar Miguel Fernandez Rojas
		<b>Date of Birth</b>	April 20, 1999 in Carora, Venezuela
		<b>2020 Opening Day Age</b>	20
<b>WEIGHT</b> 160	<b>THROWS</b> L	<b>How Obtained</b>	Signed as an international free agent on October 8, 2015
		<b>School</b>	International

## JOSEPH FERNANDO *INFIELDER*

<b>HEIGHT</b> 6-0	<b>BATS</b> R	<b>Full Name</b>	Joseph Fernando
		<b>Date of Birth</b>	October 27, 1996 in Brooklyn, New York
		<b>2020 Opening Day Age</b>	23
<b>WEIGHT</b> 185	<b>THROWS</b> R	<b>How Obtained</b>	Signed as a minor league free agent on February 10, 2020
		<b>School</b>	Bethune-Cookman University (FL)



## MASON FOX *RIGHT-HANDED PITCHER*

<b>HEIGHT</b> 6-2	<b>BATS</b> R	<b>Full Name</b>	Mason Thomas Fox
		<b>Date of Birth</b>	January 7, 1997 in Asheville, North Carolina
		<b>2020 Opening Day Age</b>	23
<b>WEIGHT</b> 170	<b>THROWS</b> R	<b>How Obtained</b>	Signed as a 21st-round selection in the 2018 First-Year Player Draft
		<b>School</b>	Gardner-Webb University (NC)

## YORDI FRANCISCO *INFIELDER*

<b>HEIGHT</b> 6-1	<b>BATS</b> L	<b>Full Name</b>	Yordi Francisco Minaya
		<b>Date of Birth</b>	March 14, 1997 in Santiago, Dominican Republic
		<b>2020 Opening Day Age</b>	23
<b>WEIGHT</b> 175	<b>THROWS</b> R	<b>How Obtained</b>	Signed as an international free agent on December 23, 2015
		<b>School</b>	International

## RUBEN GALINDO *RIGHT-HANDED PITCHER*

<b>HEIGHT</b> 6-1	<b>BATS</b> R	<b>Full Name</b>	Ruben Antonio Galindo Naar
		<b>Date of Birth</b>	January 24, 2001 in Antioquia, Colombia
		<b>2020 Opening Day Age</b>	19
<b>WEIGHT</b> 175	<b>THROWS</b> R	<b>How Obtained</b>	Signed as an international free agent on July 2, 2019
		<b>School</b>	International

## JEFERSON GARCIA *RIGHT-HANDED PITCHER*

<b>HEIGHT</b> 6-0	<b>BATS</b> R	<b>Full Name</b>	Jeferson Jesus Garcia Gonzalez
		<b>Date of Birth</b>	February 4, 2000 in Turmero, Venezuela
		<b>2020 Opening Day Age</b>	20
<b>WEIGHT</b> 165	<b>THROWS</b> R	<b>How Obtained</b>	Signed as an international free agent on July 6, 2017
		<b>School</b>	International

## JOSE GARCIA *LEFT-HANDED PITCHER*

<b>HEIGHT</b> 5-11	<b>BATS</b> L	<b>Full Name</b>	Jose Gregorio Garcia Sanchez
		<b>Date of Birth</b>	February 19, 1998 in Coro, Venezuela
		<b>2020 Opening Day Age</b>	22
<b>WEIGHT</b> 169	<b>THROWS</b> L	<b>How Obtained</b>	Signed as an international free agent on December 21, 2016
		<b>School</b>	International

## JUAN GARCIA *INFIELDER*

<b>HEIGHT</b> 6-0	<b>BATS</b> R	<b>Full Name</b>	Juan Alejandro Garcia Jose
		<b>Date of Birth</b>	March 16, 2001 in Santo Domingo, Dominican Republic
		<b>2020 Opening Day Age</b>	19
<b>WEIGHT</b> 170	<b>THROWS</b> R	<b>How Obtained</b>	Signed as an international free agent on January 3, 2018
		<b>School</b>	International

## NICK GATEWOOD *CATCHER*

<b>HEIGHT</b> 6-1	<b>BATS</b> L	<b>Full Name</b>	Nicholas Michael Gatewood
		<b>Date of Birth</b>	July 17, 1997 in Duluth, Georgia
		<b>2020 Opening Day Age</b>	22
<b>WEIGHT</b> 190	<b>THROWS</b> R	<b>How Obtained</b>	Signed as an 11th-round selection in the 2018 First-Year Player Draft
		<b>School</b>	Georgia State University (GA)

# SCOUTING & PLAYER DEVELOPMENT

## JOSE GERALDO *RIGHT-HANDED PITCHER*

<b>HEIGHT</b> 6-3	<b>BATS</b> R	<b>Full Name</b>	Jose Manuel Geraldo Garcia
		<b>Date of Birth</b>	January 30, 1999 in Azua, Dominican Republic
		<b>2020 Opening Day Age</b>	21
<b>WEIGHT</b> 200	<b>THROWS</b> R	<b>How Obtained</b>	Signed as an international free agent on January 12, 2018
		<b>School</b>	International

## RUDDY GIRON *INFIELDER*

<b>HEIGHT</b> 5-11	<b>BATS</b> R	<b>Full Name</b>	Ruddy Giron Aquino
		<b>Date of Birth</b>	January 4, 1997 in Santo Domingo, Dominican Republic
		<b>2020 Opening Day Age</b>	23
<b>WEIGHT</b> 175	<b>THROWS</b> R	<b>How Obtained</b>	Signed as a non-drafted free agent on July 2, 2013
		<b>School</b>	International

## CHRIS GIVIN *INFIELDER*

<b>HEIGHT</b> 6-2	<b>BATS</b> R	<b>Full Name</b>	Christopher Brian Givin
		<b>Date of Birth</b>	March 21, 1997 in St. Paul, Minnesota
		<b>2020 Opening Day Age</b>	23
<b>WEIGHT</b> 190	<b>THROWS</b> R	<b>How Obtained</b>	Signed as a 19th-round selection in the 2019 First-Year Player Draft
		<b>School</b>	Xavier University (OH)

## JESUS GONZALEZ *LEFT-HANDED PITCHER*

<b>HEIGHT</b> 5-10	<b>BATS</b> L	<b>Full Name</b>	Jesus Andres Gonzalez Ascanio
		<b>Date of Birth</b>	June 12, 2001 in Aragua, Venezuela
		<b>2020 Opening Day Age</b>	18
<b>WEIGHT</b> 160	<b>THROWS</b> L	<b>How Obtained</b>	Signed as an international free agent on July 2, 2017
		<b>School</b>	International

## CARLOS GUARATE *RIGHT-HANDED PITCHER*

<b>HEIGHT</b> 6-2	<b>BATS</b> R	<b>Full Name</b>	Carlos Antonio Guarate Montilla
		<b>Date of Birth</b>	March 30, 2001 in Cojedes, Venezuela
		<b>2020 Opening Day Age</b>	18
<b>WEIGHT</b> 178	<b>THROWS</b> R	<b>How Obtained</b>	Signed as an international free agent on July 2, 2017
		<b>School</b>	International

## EMMANUEL GUERRA *INFIELDER*

<b>HEIGHT</b> 6-3	<b>BATS</b> R	<b>Full Name</b>	Emmanuel Enrique Guerra Lara
		<b>Date of Birth</b>	November 16, 2000 in Los Robles, Venezuela
		<b>2020 Opening Day Age</b>	19
<b>WEIGHT</b> 185	<b>THROWS</b> R	<b>How Obtained</b>	Signed as an international free agent on July 2, 2017
		<b>School</b>	International

## JORDAN GUERRERO *RIGHT-HANDED PITCHER*

<b>HEIGHT</b> 6-5	<b>BATS</b> R	<b>Full Name</b>	Jordan Marcelo Guerrero
		<b>Date of Birth</b>	August 1, 1996 in Sarasota, Florida
		<b>2020 Opening Day Age</b>	23
<b>WEIGHT</b> 260	<b>THROWS</b> R	<b>How Obtained</b>	Signed as a sixth-round selection in the 2015 First-Year Player Draft
		<b>School</b>	Polk State University (FL)





## SEAN GUILBE *INFIELDER*

<b>HEIGHT</b> 6-1	<b>BATS</b> R	<b>Full Name</b>	Sean Angel Francis Guilbe
		<b>Date of Birth</b>	December 3, 1999 in Philadelphia, Pennsylvania
		<b>2020 Opening Day Age</b>	20
<b>WEIGHT</b> 190	<b>THROWS</b> R	<b>How Obtained</b>	Signed as a 12th-round selection in the 2018 First-Year Player Draft
		<b>School</b>	Muhlenberg High School (PA)

## LUIS GUTIERREZ *LEFT-HANDED PITCHER*

<b>HEIGHT</b> 6-0	<b>BATS</b> L	<b>Full Name</b>	Luis Alejandro Gutierrez Malave
		<b>Date of Birth</b>	July 31, 2003 in Zulia, Venezuela
		<b>2020 Opening Day Age</b>	16
<b>WEIGHT</b> 175	<b>THROWS</b> L	<b>How Obtained</b>	Signed as an international free agent on July 31, 2019
		<b>School</b>	International

## MANNY GUZMAN *RIGHT-HANDED PITCHER*

<b>HEIGHT</b> 6-4	<b>BATS</b> R	<b>Full Name</b>	Jose Manuel Guzman Pena
		<b>Date of Birth</b>	November 1, 1999 in Bonao, Dominican Republic
		<b>2020 Opening Day Age</b>	20
<b>WEIGHT</b> 180	<b>THROWS</b> R	<b>How Obtained</b>	Signed as an international free agent on July 2, 2016
		<b>School</b>	International

## OLIBER GUZMAN *RIGHT-HANDED PITCHER*

<b>HEIGHT</b> 5-11	<b>BATS</b> R	<b>Full Name</b>	Oliber Guzman Vargas
		<b>Date of Birth</b>	March 15, 1997 in Esperanza, Dominican Republic
		<b>2020 Opening Day Age</b>	23
<b>WEIGHT</b> 180	<b>THROWS</b> R	<b>How Obtained</b>	Signed as an international free agent on July 2, 2015
		<b>School</b>	International

## JAWUAN HARRIS *OUTFIELDER*

<b>HEIGHT</b> 5-9	<b>BATS</b> R	<b>Full Name</b>	Jawuan Maurice Harris
		<b>Date of Birth</b>	November 3, 1996 in Tallahassee, Florida
		<b>2020 Opening Day Age</b>	23
<b>WEIGHT</b> 195	<b>THROWS</b> R	<b>How Obtained</b>	Signed as a seventh-round selection in the 2018 First-Year Player Draft
		<b>School</b>	Rutgers University (NJ)

## HUDSON HEAD *OUTFIELDER*

<b>HEIGHT</b> 6-1	<b>BATS</b> L	<b>Full Name</b>	John Hudson Head
		<b>Date of Birth</b>	April 8, 2001 in San Antonio, Texas
		<b>2020 Opening Day Age</b>	18
<b>WEIGHT</b> 180	<b>THROWS</b> L	<b>How Obtained</b>	Signed as a third-round selection in the 2019 First-Year Player Draft
		<b>School</b>	Winston Churchill High School (TX)

## HENRY HENRY *RIGHT-HANDED PITCHER*

<b>HEIGHT</b> 6-4	<b>BATS</b> R	<b>Full Name</b>	Henry Henry Montas
		<b>Date of Birth</b>	December 17, 1998 in San Cristobal, Dominican Republic
		<b>2020 Opening Day Age</b>	21
<b>WEIGHT</b> 178	<b>THROWS</b> R	<b>How Obtained</b>	Signed as an international free agent on July 2, 2015
		<b>School</b>	International

# SCOUTING & PLAYER DEVELOPMENT

## CRISTIAN HEREDIA *OUTFIELDER*

<b>HEIGHT</b> 6-3	<b>BATS</b> R	<b>Full Name</b>	Cristian Jesus Heredia Mateo
		<b>Date of Birth</b>	April 12, 2001 in Madrid, Spain
		<b>2020 Opening Day Age</b>	18
<b>WEIGHT</b> 175	<b>THROWS</b> R	<b>How Obtained</b>	Signed as an international free agent on July 2, 2017
		<b>School</b>	International

## HECTOR HERNANDEZ *LEFT-HANDED PITCHER*

<b>HEIGHT</b> 6-1	<b>BATS</b> S	<b>Full Name</b>	Hector J. Hernandez
		<b>Date of Birth</b>	February 20, 1991 in Rio Piedras, Puerto Rico
		<b>2020 Opening Day Age</b>	29
<b>WEIGHT</b> 198	<b>THROWS</b> L	<b>How Obtained</b>	Signed as a minor league free agent on January 7, 2020
		<b>School</b>	International

## JOSE HERNANDEZ *RIGHT-HANDED PITCHER*

<b>HEIGHT</b> 6-0	<b>BATS</b> R	<b>Full Name</b>	Jose Manuel Hernandez Garza
		<b>Date of Birth</b>	December 10, 2002 in Monterrey, Mexico
		<b>2020 Opening Day Age</b>	17
<b>WEIGHT</b> 160	<b>THROWS</b> R	<b>How Obtained</b>	Signed as an international free agent on July 17, 2019
		<b>School</b>	International

## OSVALDO HERNANDEZ *LEFT-HANDED PITCHER*

<b>HEIGHT</b> 6-0	<b>BATS</b> L	<b>Full Name</b>	Oswaldo Hernandez Herrera
		<b>Date of Birth</b>	May 15, 1998 in Havana, Cuba
		<b>2020 Opening Day Age</b>	21
<b>WEIGHT</b> 175	<b>THROWS</b> L	<b>How Obtained</b>	Signed as an international free agent on May 13, 2017
		<b>School</b>	International

## EDUARD HIDALGO *OUTFIELDER*

<b>HEIGHT</b> 5-10	<b>BATS</b> L	<b>Full Name</b>	Eduard Miguel Hidalgo Escalona
		<b>Date of Birth</b>	May 25, 2002 in Barinas, Venezuela
		<b>2020 Opening Day Age</b>	17
<b>WEIGHT</b> 150	<b>THROWS</b> L	<b>How Obtained</b>	Signed as an international free agent on July 2, 2018
		<b>School</b>	International

## DYLAN HOFFMAN *LEFT-HANDED PITCHER*

<b>HEIGHT</b> 6-2	<b>BATS</b> R	<b>Full Name</b>	Dylan Glenn Hoffman
		<b>Date of Birth</b>	February 28, 1995 in Anaheim Hills, California
		<b>2020 Opening Day Age</b>	25
<b>WEIGHT</b> 185	<b>THROWS</b> L	<b>How Obtained</b>	Signed as a 39th-round selection in the 2019 First-Year Player Draft
		<b>School</b>	Waldorf University (IA)

## JONNY HOMZA *INFIELDER / CATCHER*

<b>HEIGHT</b> 6-0	<b>BATS</b> R	<b>Full Name</b>	Jonathan Brooks Homza
		<b>Date of Birth</b>	June 13, 1999 in Anchorage, Alaska
		<b>2020 Opening Day Age</b>	20
<b>WEIGHT</b> 185	<b>THROWS</b> R	<b>How Obtained</b>	Signed as a fifth-round selection in the 2017 First-Year Player Draft
		<b>School</b>	South High School (AK)



## MASON HOUSE *OUTFIELDER*

<b>HEIGHT</b> 6-3	<b>BATS</b> S	<b>Full Name</b>	Mason Aki House
		<b>Date of Birth</b>	September 10, 1998 in Tyler, Texas
		<b>2020 Opening Day Age</b>	21
<b>WEIGHT</b> 190	<b>THROWS</b> L	<b>How Obtained</b>	Signed as a third-round selection in the 2017 First-Year Player Draft
		<b>School</b>	Whitehouse High School (TX)

## DONDREI HUBBARD *OUTFIELDER / UTILITY*

<b>HEIGHT</b> 6-0	<b>BATS</b> R	<b>Full Name</b>	Dondrei Hubbard
		<b>Date of Birth</b>	May 5, 1995 in Houston, Texas
		<b>2020 Opening Day Age</b>	24
<b>WEIGHT</b> 225	<b>THROWS</b> R	<b>How Obtained</b>	Signed as a minor league free agent on February 10, 2020
		<b>School</b>	Mayville State University (ND)

## CHRIS HUFFMAN *RIGHT-HANDED PITCHER*

<b>HEIGHT</b> 6-1	<b>BATS</b> R	<b>Full Name</b>	Christopher Elwood Huffman
		<b>Date of Birth</b>	November 25, 1992 in Fort Defiance, Virginia
		<b>2020 Opening Day Age</b>	27
<b>WEIGHT</b> 205	<b>THROWS</b> R	<b>How Obtained</b>	Signed as a 14th-round selection in the 2014 First-Year Player Draft
		<b>School</b>	James Madison Uni. (VA)

## BLAKE HUNT *CATCHER*

<b>HEIGHT</b> 6-3	<b>BATS</b> R	<b>Full Name</b>	Blake Evan Hunt
		<b>Date of Birth</b>	November 10, 1998 in Costa Mesa, California
		<b>2020 Opening Day Age</b>	21
<b>WEIGHT</b> 180	<b>THROWS</b> R	<b>How Obtained</b>	Signed as a Compensation B round selection (69th overall) in the 2017 First-Year Player Draft
		<b>School</b>	Mater Dei High School (CA)

## REINALDO ILARRAZA *INFIELDER*

<b>HEIGHT</b> 5-10	<b>BATS</b> S	<b>Full Name</b>	Reinaldo Andres Ilarraza Betancourt
		<b>Date of Birth</b>	January 12, 1999 in Yaracuy, Venezuela
		<b>2020 Opening Day Age</b>	21
<b>WEIGHT</b> 150	<b>THROWS</b> R	<b>How Obtained</b>	Signed as a non-drafted free agent on July 2, 2015
		<b>School</b>	International

## JAIRO IRIARTE *RIGHT-HANDED PITCHER*

<b>HEIGHT</b> 6-2	<b>BATS</b> R	<b>Full Name</b>	Jairo Alejandro Iriarte Mayora
		<b>Date of Birth</b>	December 15, 2001 in Vargas, Venezuela
		<b>2020 Opening Day Age</b>	18
<b>WEIGHT</b> 160	<b>THROWS</b> R	<b>How Obtained</b>	Signed as an international free agent on July 2, 2018
		<b>School</b>	International

## PIERCE JONES *OUTFIELDER*

<b>HEIGHT</b> 6-1	<b>BATS</b> R	<b>Full Name</b>	Pierce Cameron Jones
		<b>Date of Birth</b>	June 15, 2001 in Chicago, Illinois
		<b>2020 Opening Day Age</b>	18
<b>WEIGHT</b> 185	<b>THROWS</b> R	<b>How Obtained</b>	Signed as a 26th-round selection in the 2019 First-Year Player Draft
		<b>School</b>	Marian Catholic HS (IL)

# SCOUTING & PLAYER DEVELOPMENT

## SAM KEATING *RIGHT-HANDED PITCHER*

<b>HEIGHT</b> 6-3	<b>BATS</b> R	<b>Full Name</b>	Sam Patrick Keating
		<b>Date of Birth</b>	August 31, 1998 in Fort Meyers, Florida
		<b>2020 Opening Day Age</b>	21
<b>WEIGHT</b> 175	<b>THROWS</b> R	<b>How Obtained</b>	Signed as a fourth-round selection in the 2017 First-Year Player Draft
		<b>School</b>	Canterbury High School (FL)

## JERRY KEEL *LEFT-HANDED PITCHER*

<b>HEIGHT</b> 6-6	<b>BATS</b> L	<b>Full Name</b>	Jerry Wesley Keel
		<b>Date of Birth</b>	September 26, 1993 in Lancaster, California
		<b>2020 Opening Day Age</b>	26
<b>WEIGHT</b> 240	<b>THROWS</b> L	<b>How Obtained</b>	Signed as a ninth-round selection in the 2015 First-Year Player Draft
		<b>School</b>	Cal State Northridge (CA)

## A.J. KENNEDY *CATCHER*

<b>HEIGHT</b> 6-0	<b>BATS</b> R	<b>Full Name</b>	Allan Jacob Kennedy
		<b>Date of Birth</b>	January 23, 1994 in Irvine, California
		<b>2020 Opening Day Age</b>	26
<b>WEIGHT</b> 190	<b>THROWS</b> R	<b>How Obtained</b>	Signed as a 30th-round selection in the 2015 First-Year Player Draft
		<b>School</b>	Cal State Fullerton

## BRETT KENNEDY *RIGHT-HANDED PITCHER*

<b>HEIGHT</b> 6-0	<b>BATS</b> R	<b>Full Name</b>	Brett Kennedy
		<b>Date of Birth</b>	August 4, 1994 in Pomona, New Jersey
		<b>2020 Opening Day Age</b>	25
<b>WEIGHT</b> 200	<b>THROWS</b> R	<b>How Obtained</b>	Signed as an 11th-round selection in the 2015 First-Year Player Draft
		<b>School</b>	Fordham University (NY)

## REISS KNEHR *RIGHT-HANDED PITCHER*

<b>HEIGHT</b> 6-2	<b>BATS</b> L	<b>Full Name</b>	David Reiss Knehr
		<b>Date of Birth</b>	November 3, 1996 in Manhasset, New York
		<b>2020 Opening Day Age</b>	23
<b>WEIGHT</b> 205	<b>THROWS</b> R	<b>How Obtained</b>	Signed as a 20th-round selection in the 2018 First-Year Player Draft
		<b>School</b>	St. Dominic High School (NY)

## TAYLOR KOHLWEY *OUTFIELDER*

<b>HEIGHT</b> 6-3	<b>BATS</b> L	<b>Full Name</b>	Taylor Scott Kohlwey
		<b>Date of Birth</b>	July 20, 1994 in Holmen, Wisconsin
		<b>2020 Opening Day Age</b>	25
<b>WEIGHT</b> 200	<b>THROWS</b> L	<b>How Obtained</b>	Signed as a 21st-round selection in the 2016 First-Year Player Draft
		<b>School</b>	University of Wisconsin at La Crosse (WI)

## BRANDON KOMAR *RIGHT-HANDED PITCHER*

<b>HEIGHT</b> 6-0	<b>BATS</b> R	<b>Full Name</b>	Brandon Joseph Komar
		<b>Date of Birth</b>	May 8, 1999 in Mukwonago, Wisconsin
		<b>2020 Opening Day Age</b>	20
<b>WEIGHT</b> 195	<b>THROWS</b> R	<b>How Obtained</b>	Signed as a 13th-round selection in the 2019 First-Year Player Draft
		<b>School</b>	Madison Area Technical College (WI)



## NICK KUZIA RIGHT-HANDED PITCHER

<b>HEIGHT</b> 6-4	<b>BATS</b> R	<b>Full Name</b>	Nicholas Edward Kuzia
		<b>Date of Birth</b>	February 7, 1996 in Seymour, Connecticut
		<b>2020 Opening Day Age</b>	24
<b>WEIGHT</b> 190	<b>THROWS</b> R	<b>How Obtained</b>	Signed as a minor league free agent on June 23, 2017
		<b>School</b>	University of Massachusetts-Lowell (MA)

## YERRY LANDINEZ INFIELDER

<b>HEIGHT</b> 6-1	<b>BATS</b> S	<b>Full Name</b>	Yerry Dionaiker Landinez Ilarraza
		<b>Date of Birth</b>	January 20, 2001 in San Felipe, Venezuela
		<b>2020 Opening Day Age</b>	19
<b>WEIGHT</b> 170	<b>THROWS</b> R	<b>How Obtained</b>	Signed as an international free agent on July 2, 2017
		<b>School</b>	International

## AARON LEASHER LEFT-HANDED PITCHER

<b>HEIGHT</b> 6-3	<b>BATS</b> L	<b>Full Name</b>	Aaron Leasher
		<b>Date of Birth</b>	April 28, 1996 in Mount Pleasant, Michigan
		<b>2020 Opening Day Age</b>	23
<b>WEIGHT</b> 190	<b>THROWS</b> L	<b>How Obtained</b>	Signed as a sixth-round selection in the 2017 First-Year Player Draft
		<b>School</b>	Morehead State Uni. (KY)

## CONNOR LEHMANN RIGHT-HANDED PITCHER

<b>HEIGHT</b> 6-6	<b>BATS</b> R	<b>Full Name</b>	Connor Donovan Lehmann
		<b>Date of Birth</b>	August 15, 1996 in New Brunswick, New Jersey
		<b>2020 Opening Day Age</b>	23
<b>WEIGHT</b> 205	<b>THROWS</b> R	<b>How Obtained</b>	Signed as a seventh-round selection in the 2019 First-Year Player Draft
		<b>School</b>	Saint Louis University (MO)

## JOSE LEZAMA CATCHER

<b>HEIGHT</b> 5-10	<b>BATS</b> L	<b>Full Name</b>	Jose Alexander Lezama Gomez
		<b>Date of Birth</b>	February 21, 1998 in Maracay, Venezuela
		<b>2020 Opening Day Age</b>	22
<b>WEIGHT</b> 195	<b>THROWS</b> R	<b>How Obtained</b>	Signed as an international free agent on January 15, 2015
		<b>School</b>	International

## OSWALDO LINARES CATCHER

<b>HEIGHT</b> 5-11	<b>BATS</b> R	<b>Full Name</b>	Oswaldo Javier Linares Medina
		<b>Date of Birth</b>	April 28, 2003 in Aragua, Venezuela
		<b>2020 Opening Day Age</b>	16
<b>WEIGHT</b> 150	<b>THROWS</b> R	<b>How Obtained</b>	Signed as an international free agent on July 2, 2019
		<b>School</b>	International

## CHRISTOPHER LINCOLN RIGHT-HANDED PITCHER

<b>HEIGHT</b> 6-5	<b>BATS</b> R	<b>Full Name</b>	Christopher Rene Lincoln
		<b>Date of Birth</b>	January 2, 1998 in Anaheim, California
		<b>2020 Opening Day Age</b>	22
<b>WEIGHT</b> 210	<b>THROWS</b> R	<b>How Obtained</b>	Signed as a fifth-round selection in the 2019 First-Year Player Draft
		<b>School</b>	UC Santa Barbara (CA)

# SCOUTING & PLAYER DEVELOPMENT

## GRANT LITTLE *OUTFIELDER*

<b>HEIGHT</b> 6-0	<b>BATS</b> R	<b>Full Name</b>	Grant Lee Little
		<b>Date of Birth</b>	July 8, 1997 in Abilene, Texas
		<b>2020 Opening Day Age</b>	22
<b>WEIGHT</b> 175	<b>THROWS</b> R	<b>How Obtained</b>	Signed in the Competitive Balance Round B in the 2018 First-Year Player Draft
		<b>School</b>	Texas Tech University

## TAYLOR LOMACK *OUTFIELDER*

<b>HEIGHT</b> 5-11	<b>BATS</b> R	<b>Full Name</b>	Taylor Jefferson Lomack
		<b>Date of Birth</b>	August 22, 1999 in Atlanta, Georgia
		<b>2020 Opening Day Age</b>	20
<b>WEIGHT</b> 185	<b>THROWS</b> R	<b>How Obtained</b>	Signed as a 24th-round selection in the 2019 First-Year Player Draft
		<b>School</b>	Tallahassee Community College (FL)

## FRANK LOPEZ *RIGHT-HANDED PITCHER*

<b>HEIGHT</b> 6-1	<b>BATS</b> R	<b>Full Name</b>	Frank D' Jesus Lopez De La Motta
		<b>Date of Birth</b>	April 23, 2001 in San Felipe, Venezuela
		<b>2020 Opening Day Age</b>	18
<b>WEIGHT</b> 170	<b>THROWS</b> R	<b>How Obtained</b>	Signed as an international free agent on July 2, 2017
		<b>School</b>	International

## JUSTIN LOPEZ *INFIELDER*

<b>HEIGHT</b> 6-2	<b>BATS</b> S	<b>Full Name</b>	Justin Daniel Lopez Rodriguez
		<b>Date of Birth</b>	May 9, 2000 in Bobare, Venezuela
		<b>2020 Opening Day Age</b>	19
<b>WEIGHT</b> 170	<b>THROWS</b> R	<b>How Obtained</b>	Signed as an international free agent on July 2, 2016
		<b>School</b>	International

## ALEJANDRO LUGO *RIGHT-HANDED PITCHER*

<b>HEIGHT</b> 6-0	<b>BATS</b> R	<b>Full Name</b>	Alejandro Alejandro Lugo Sosa
		<b>Date of Birth</b>	August 20, 2002 in Maracay, Venezuela
		<b>2020 Opening Day Age</b>	17
<b>WEIGHT</b> 165	<b>THROWS</b> R	<b>How Obtained</b>	Signed as an international free agent on December 16, 2018
		<b>School</b>	International

## JESUS LUGO *RIGHT-HANDED PITCHER*

<b>HEIGHT</b> 5-11	<b>BATS</b> R	<b>Full Name</b>	Jesus Manuel Lugo
		<b>Date of Birth</b>	January 27, 1998 in Santo Domingo, Dominican Republic
		<b>2020 Opening Day Age</b>	22
<b>WEIGHT</b> 170	<b>THROWS</b> R	<b>How Obtained</b>	Signed as an international free agent on January 8, 2019
		<b>School</b>	International

## MOISES LUGO *RIGHT-HANDED PITCHER*

<b>HEIGHT</b> 6-1	<b>BATS</b> R	<b>Full Name</b>	Moises Lugo
		<b>Date of Birth</b>	January 20, 1999 in San Cristobal, Dominican Republic
		<b>2020 Opening Day Age</b>	21
<b>WEIGHT</b> 185	<b>THROWS</b> R	<b>How Obtained</b>	Signed as an international free agent on March 15, 2017
		<b>School</b>	International



## CARLOS LUIS *INFIELDER*

<b>HEIGHT</b> 6-2	<b>BATS</b> L	<b>Full Name</b>	Carlos Andres Luis Valdez
		<b>Date of Birth</b>	September 4, 1999 in Tamayo, Dominican Republic
		<b>2020 Opening Day Age</b>	20
<b>WEIGHT</b> 160	<b>THROWS</b> R	<b>How Obtained</b>	Signed as an international free agent on July 2, 2016
		<b>School</b>	International

## ADRIAN LUNA *RIGHT-HANDED PITCHER*

<b>HEIGHT</b> 6-0	<b>BATS</b> R	<b>Full Name</b>	Adrian Jesus Luna Malaver
		<b>Date of Birth</b>	July 27, 2001 in Nueva Esparta, Venezuela
		<b>2020 Opening Day Age</b>	18
<b>WEIGHT</b> 160	<b>THROWS</b> R	<b>How Obtained</b>	Signed as an international free agent on July 14, 2019
		<b>School</b>	International

## TYLER MALONE *CATCHER*

<b>HEIGHT</b> 5-11	<b>BATS</b> L	<b>Full Name</b>	Tyler Jacob Malone
		<b>Date of Birth</b>	November 4, 1997 in Roseville, California
		<b>2020 Opening Day Age</b>	22
<b>WEIGHT</b> 190	<b>THROWS</b> R	<b>How Obtained</b>	Signed as a 27th-round selection in the 2019 First-Year Player Draft
		<b>School</b>	Oregon State University (OR)

## TUCUPITA MARCANO *INFIELDER*

<b>HEIGHT</b> 6-0	<b>BATS</b> L	<b>Full Name</b>	Tucupita Jose Marciano Circelli
		<b>Date of Birth</b>	September 16, 1999 in Tucupita, Venezuela
		<b>2020 Opening Day Age</b>	20
<b>WEIGHT</b> 165	<b>THROWS</b> R	<b>How Obtained</b>	Signed as an international free agent on July 2, 2016
		<b>School</b>	International

## ADRIAN MARTINEZ *RIGHT-HANDED PITCHER*

<b>HEIGHT</b> 6-2	<b>BATS</b> R	<b>Full Name</b>	Adrian Misael Martinez Garcia
		<b>Date of Birth</b>	December 10, 1996 in Mexicali, Baja California, Mexico
		<b>2020 Opening Day Age</b>	23
<b>WEIGHT</b> 195	<b>THROWS</b> R	<b>How Obtained</b>	Signed as an international free agent on March 6, 2015
		<b>School</b>	International

## EDGAR MARTINEZ *RIGHT-HANDED PITCHER*

<b>HEIGHT</b> 5-10	<b>BATS</b> R	<b>Full Name</b>	Edgar Alberto Martinez Palmero
		<b>Date of Birth</b>	February 26, 2001 in Havana, Cuba
		<b>2020 Opening Day Age</b>	19
<b>WEIGHT</b> 155	<b>THROWS</b> R	<b>How Obtained</b>	Signed as an international free agent on July 4, 2017
		<b>School</b>	International

## DWAYNE MATOS *RIGHT-HANDED PITCHER*

<b>HEIGHT</b> 6-1	<b>BATS</b> R	<b>Full Name</b>	Dwayne Matos Cuevas
		<b>Date of Birth</b>	November 7, 2000 in Cabral, Dominican Republic
		<b>2020 Opening Day Age</b>	19
<b>WEIGHT</b> 154	<b>THROWS</b> R	<b>How Obtained</b>	Signed as an international free agent on January 9, 2019
		<b>School</b>	International

# SCOUTING & PLAYER DEVELOPMENT

## SETH MAYBERRY *RIGHT-HANDED PITCHER*

<b>HEIGHT</b> 6-2	<b>BATS</b> R	<b>Full Name</b>	Seth Aubry Mayberry
		<b>Date of Birth</b>	June 22, 2000 in Petersburg, Virginia
		<b>2020 Opening Day Age</b>	19
<b>WEIGHT</b> 195	<b>THROWS</b> R	<b>How Obtained</b>	Signed as a 39th-round selection in the 2018 First-Year Player Draft
		<b>School</b>	Dinwiddie High School (VA)

## KYLE MCGRATH *LEFT-HANDED PITCHER*

<b>HEIGHT</b> 6-2	<b>BATS</b> L	<b>Full Name</b>	Kyle Daniel McGrath
		<b>Date of Birth</b>	July 31, 1992 in Louisville, Kentucky
		<b>2020 Opening Day Age</b>	27
<b>WEIGHT</b> 185	<b>THROWS</b> L	<b>How Obtained</b>	Signed as a 36th-round selection in the 2014 First-Year Player Draft
		<b>School</b>	University of Louisville (KY)

## JOSHUA MEARS *OUTFIELDER*

<b>HEIGHT</b> 6-3	<b>BATS</b> R	<b>Full Name</b>	Joshua Livingstone Mears
		<b>Date of Birth</b>	February 21, 2001 in Kirkland, Washington
		<b>2020 Opening Day Age</b>	19
<b>WEIGHT</b> 230	<b>THROWS</b> R	<b>How Obtained</b>	Signed as a second-round selection in the 2019 First-Year Player Draft
		<b>School</b>	Federal Way High School (WA)

## DEACON MEDDERS *RIGHT-HANDED PITCHER*

<b>HEIGHT</b> 6-4	<b>BATS</b> R	<b>Full Name</b>	Deacon Payne Medders
		<b>Date of Birth</b>	September 2, 1996 in Northport, Alabama
		<b>2020 Opening Day Age</b>	23
<b>WEIGHT</b> 200	<b>THROWS</b> R	<b>How Obtained</b>	Signed as a 20th-round selection in the 2019 First-Year Player Draft
		<b>School</b>	University of Alabama (AL)

## BRAYAN MEDINA *RIGHT-HANDED PITCHER*

<b>HEIGHT</b> 6-1	<b>BATS</b> R	<b>Full Name</b>	Brayan Imanol Medina Estanga
		<b>Date of Birth</b>	October 6, 2002 in Bolivar, Venezuela
		<b>2020 Opening Day Age</b>	17
<b>WEIGHT</b> 180	<b>THROWS</b> R	<b>How Obtained</b>	Signed as an international free agent on July 2, 2019
		<b>School</b>	International

## KELVIN MELEAN *INFIELDER*

<b>HEIGHT</b> 6-0	<b>BATS</b> R	<b>Full Name</b>	Kelvin Oswaldo Melean Perez
		<b>Date of Birth</b>	September 5, 1998 in Guatire, Venezuela
		<b>2020 Opening Day Age</b>	21
<b>WEIGHT</b> 165	<b>THROWS</b> R	<b>How Obtained</b>	Signed as an international free agent on July 2, 2015
		<b>School</b>	International

## ISMAEL MENA *OUTFIELDER*

<b>HEIGHT</b> 6-2	<b>BATS</b> L	<b>Full Name</b>	Ismael Camilo Mena
		<b>Date of Birth</b>	November 30, 2002 in Santo Domingo, Dominican Republic
		<b>2020 Opening Day Age</b>	17
<b>WEIGHT</b> 170	<b>THROWS</b> L	<b>How Obtained</b>	Signed as an international free agent on July 2, 2019
		<b>School</b>	International





## MICHELL MILIANO *RIGHT-HANDED PITCHER*

<b>HEIGHT</b> 6-3	<b>BATS</b> R	<b>Full Name</b>	Michell Antonio Miliano Alvarez
		<b>Date of Birth</b>	December 22, 1999 in Santo Domingo, Dominican Republic
		<b>2020 Opening Day Age</b>	20
<b>WEIGHT</b> 170	<b>THROWS</b> R	<b>How Obtained</b>	Signed as an international free agent on July 2, 2016
		<b>School</b>	International

## FELIX MINJAREZ *RIGHT-HANDED PITCHER*

<b>HEIGHT</b> 6-3	<b>BATS</b> R	<b>Full Name</b>	Felix Antonio Minjarez
		<b>Date of Birth</b>	September 13, 1996 in Riverside, California
		<b>2020 Opening Day Age</b>	23
<b>WEIGHT</b> 210	<b>THROWS</b> R	<b>How Obtained</b>	Signed as a non-drafted free agent on June 15, 2018
		<b>School</b>	University of Redlands (CA)

## ANDREW MITCHEL *LEFT-HANDED PITCHER*

<b>HEIGHT</b> 6-2	<b>BATS</b> L	<b>Full Name</b>	Andrew Kevin Mitchel
		<b>Date of Birth</b>	November 4, 1996 in Austin, Texas
		<b>2020 Opening Day Age</b>	23
<b>WEIGHT</b> 200	<b>THROWS</b> L	<b>How Obtained</b>	Signed as an eighth-round selection in the 2019 First-Year Player Draft
		<b>School</b>	San Jose State University (SD)

## GABRIEL MORALES *LEFT-HANDED PITCHER*

<b>HEIGHT</b> 6-3	<b>BATS</b> L	<b>Full Name</b>	Gabriel Jose Morales Bravo
		<b>Date of Birth</b>	April 14, 1999 in Maracaibo, Venezuela
		<b>2020 Opening Day Age</b>	20
<b>WEIGHT</b> 175	<b>THROWS</b> L	<b>How Obtained</b>	Signed as an international free agent on September 26, 2016
		<b>School</b>	International

## EDDYSON MORENO *OUTFIELDER*

<b>HEIGHT</b> 5-9	<b>BATS</b> L	<b>Full Name</b>	Eddyson Moreno Fabian
		<b>Date of Birth</b>	June 23, 2001 in Santo Domingo, Dominican Republic
		<b>2020 Opening Day Age</b>	18
<b>WEIGHT</b> 175	<b>THROWS</b> L	<b>How Obtained</b>	Signed as an international free agent on July 2, 2018
		<b>School</b>	International

## TYLER MORTENSEN *LEFT-HANDED PITCHER*

<b>HEIGHT</b> 6-4	<b>BATS</b> L	<b>Full Name</b>	Tyler Brian Mortensen
		<b>Date of Birth</b>	June 25, 2000 in Sacramento, California
		<b>2020 Opening Day Age</b>	19
<b>WEIGHT</b> 205	<b>THROWS</b> L	<b>How Obtained</b>	Signed as a 26th-round selection in the 2018 First-Year Player Draft
		<b>School</b>	Davis Senior High School (CA)

## GABE MOSSER *RIGHT-HANDED PITCHER*

<b>HEIGHT</b> 6-4	<b>BATS</b> R	<b>Full Name</b>	Gabriel Michael Mosser
		<b>Date of Birth</b>	June 8, 1996 in Allentown, Pennsylvania
		<b>2020 Opening Day Age</b>	23
<b>WEIGHT</b> 179	<b>THROWS</b> R	<b>How Obtained</b>	Signed as a 27th-round selection in the 2018 First-Year Player Draft
		<b>School</b>	Shippensburg University (PA)

# SCOUTING & PLAYER DEVELOPMENT

## ALAN MUNDO *RIGHT-HANDED PITCHER*

<b>HEIGHT</b> 6-2	<b>BATS</b> R	<b>Full Name</b>	Alan Mundo Saenz
		<b>Date of Birth</b>	May 27, 2000 in Chihuahua, Mexico
		<b>2020 Opening Day Age</b>	19
<b>WEIGHT</b> 170	<b>THROWS</b> R	<b>How Obtained</b>	Signed as an international free agent on July 8, 2017
		<b>School</b>	International

## JACOB NIX *RIGHT-HANDED PITCHER*

<b>HEIGHT</b> 6-4	<b>BATS</b> R	<b>Full Name</b>	Jacob James Nix
		<b>Date of Birth</b>	January 9, 1996 in Fullerton, California
		<b>2020 Opening Day Age</b>	24
<b>WEIGHT</b> 220	<b>THROWS</b> R	<b>How Obtained</b>	Signed as a third-round selection in the 2015 First-Year Player Draft
		<b>School</b>	IMG Academy (FL)

## ANTHONY NUÑEZ *INFIELDER*

<b>HEIGHT</b> 6-1	<b>BATS</b> S	<b>Full Name</b>	Anthony Nuñez
		<b>Date of Birth</b>	July 10, 2001 in Miami, Florida
		<b>2020 Opening Day Age</b>	18
<b>WEIGHT</b> 190	<b>THROWS</b> R	<b>How Obtained</b>	Signed as a 29th-round selection in the 2019 First-Year Player Draft
		<b>School</b>	Miami Springs Senior High School (FL)

## DUILIO OCHOA *RIGHT-HANDED PITCHER*

<b>HEIGHT</b> 6-0	<b>BATS</b> R	<b>Full Name</b>	Duilio Renan Ochoa
		<b>Date of Birth</b>	August 2, 1998 in Culiacan, Sinaloa, Mexico
		<b>2020 Opening Day Age</b>	21
<b>WEIGHT</b> 180	<b>THROWS</b> R	<b>How Obtained</b>	Signed as an international free agent on October 4, 2016
		<b>School</b>	International

## TIRSO ORNELAS *OUTFIELDER*

<b>HEIGHT</b> 6-4	<b>BATS</b> L	<b>Full Name</b>	Tirso Abraham Ornelas
		<b>Date of Birth</b>	March 11, 2000 in Tijuana, Baja California, Mexico
		<b>2020 Opening Day Age</b>	20
<b>WEIGHT</b> 180	<b>THROWS</b> R	<b>How Obtained</b>	Signed as an international free agent on July 2, 2016
		<b>School</b>	International

## KYLE OVERSTREET *CATCHER*

<b>HEIGHT</b> 6-0	<b>BATS</b> R	<b>Full Name</b>	William Kyle Overstreet
		<b>Date of Birth</b>	September 4, 1993 in Birmingham, Alabama
		<b>2020 Opening Day Age</b>	26
<b>WEIGHT</b> 205	<b>THROWS</b> R	<b>How Obtained</b>	Signed as a 14th-round selection in the 2015 First-Year Player Draft
		<b>School</b>	University of Alabama (AL)

## CRISTIAN PACHECO *INFIELDER*

<b>HEIGHT</b> 5-9	<b>BATS</b> R	<b>Full Name</b>	Cristian Leonardo Pacheco
		<b>Date of Birth</b>	January 2, 2002 in Coahuila, Mexico
		<b>2020 Opening Day Age</b>	18
<b>WEIGHT</b> 160	<b>THROWS</b> R	<b>How Obtained</b>	Signed as an international free agent on July 4, 2019
		<b>School</b>	International



## LUIS PAEZ *INFIELDER*

<b>HEIGHT</b> 5-10	<b>BATS</b> L	<b>Full Name</b>	Luis Dario Paez Segura
		<b>Date of Birth</b>	September 3, 2000 in Santo Domingo, Dominican Republic
		<b>2020 Opening Day Age</b>	19
<b>WEIGHT</b> 160	<b>THROWS</b> R	<b>How Obtained</b>	Signed as an international free agent on July 2, 2017
		<b>School</b>	International

## ENRIQUE PAGE *RIGHT-HANDED PITCHER*

<b>HEIGHT</b> 6-7	<b>BATS</b> R	<b>Full Name</b>	Enrique Natanael Page De Jesus
		<b>Date of Birth</b>	January 7, 2001 in Villa Altigracia, Dominican Republic
		<b>2020 Opening Day Age</b>	19
<b>WEIGHT</b> 195	<b>THROWS</b> R	<b>How Obtained</b>	Signed as an international free agent on August 3, 2018
		<b>School</b>	International

## REINIER PARRA *RIGHT-HANDED PITCHER*

<b>HEIGHT</b> 6-0	<b>BATS</b> R	<b>Full Name</b>	Reinier Parra
		<b>Date of Birth</b>	May 31, 2001 in Puerto Plata, Dominican Republic
		<b>2020 Opening Day Age</b>	18
<b>WEIGHT</b> 155	<b>THROWS</b> R	<b>How Obtained</b>	Signed as an international free agent on July 4, 2019
		<b>School</b>	International

## MANUEL PARTIDA *LEFT-HANDED PITCHER*

<b>HEIGHT</b> 6-1	<b>BATS</b> L	<b>Full Name</b>	Manuel Partida Valenzuela
		<b>Date of Birth</b>	September 25, 2000 in Tepic, Nayarit, Mexico
		<b>2020 Opening Day Age</b>	19
<b>WEIGHT</b> 175	<b>THROWS</b> L	<b>How Obtained</b>	Signed as an international free agent on July 2, 2017
		<b>School</b>	International

## WILLMERT PAULA *INFIELDER*

<b>HEIGHT</b> 6-1	<b>BATS</b> L	<b>Full Name</b>	Willmert Eliezer Paula
		<b>Date of Birth</b>	September 30, 2001 in Santo Domingo, Dominican Republic
		<b>2020 Opening Day Age</b>	18
<b>WEIGHT</b> 165	<b>THROWS</b> R	<b>How Obtained</b>	Signed as an international free agent on July 2, 2018
		<b>School</b>	International

## AXCEL PERALTA *OUTFIELDER*

<b>HEIGHT</b> 6-4	<b>BATS</b> L	<b>Full Name</b>	Axcel Manaces Peralta Caceres
		<b>Date of Birth</b>	October 24, 2001 in San Cristobal, Dominican Republic
		<b>2020 Opening Day Age</b>	18
<b>WEIGHT</b> 190	<b>THROWS</b> L	<b>How Obtained</b>	Signed as an international free agent on July 2, 2018
		<b>School</b>	International

## ADRIAN PEREZ *INFIELDER*

<b>HEIGHT</b> 5-9	<b>BATS</b> R	<b>Full Name</b>	Adrian Perez Henriquez
		<b>Date of Birth</b>	October 3, 2002 in Santo Domingo, Dominican Republic
		<b>2020 Opening Day Age</b>	17
<b>WEIGHT</b> 165	<b>THROWS</b> R	<b>How Obtained</b>	Signed as an international free agent on July 15, 2019
		<b>School</b>	International

# SCOUTING & PLAYER DEVELOPMENT

## JUNIOR PEREZ *OUTFIELDER*

<b>HEIGHT</b> 6-1	<b>BATS</b> R	<b>Full Name</b>	Junior Jose Perez Reynoso
		<b>Date of Birth</b>	July 4, 2001 in San Cristobal, Dominican Republic
		<b>2020 Opening Day Age</b>	18
<b>WEIGHT</b> 165	<b>THROWS</b> R	<b>How Obtained</b>	Signed as an international free agent on July 4, 2017
		<b>School</b>	International

## RAMON PEREZ *LEFT-HANDED PITCHER*

<b>HEIGHT</b> 6-0	<b>BATS</b> L	<b>Full Name</b>	Ramon Ernesto Perez Favier
		<b>Date of Birth</b>	July 2, 1999 in Baracoa, Cuba
		<b>2020 Opening Day Age</b>	20
<b>WEIGHT</b> 195	<b>THROWS</b> L	<b>How Obtained</b>	Signed as an international free agent on December 19, 2016
		<b>School</b>	International

## JASON PINEDA *INFIELDER*

<b>HEIGHT</b> 6-2	<b>BATS</b> R	<b>Full Name</b>	Jason Manuel Pineda
		<b>Date of Birth</b>	November 22, 1999 in Bronx, New York
		<b>2020 Opening Day Age</b>	20
<b>WEIGHT</b> 202	<b>THROWS</b> R	<b>How Obtained</b>	Signed as a 17th-round selection in the 2017 First-Year Player Draft
		<b>School</b>	Monroe High School (NY)

## ROBBIE PODORSKY *OUTFIELDER*

<b>HEIGHT</b> 5-7	<b>BATS</b> R	<b>Full Name</b>	Robbie Aaron Podorsky
		<b>Date of Birth</b>	January 27, 1995 in Baton Rouge, Louisiana
		<b>2020 Opening Day Age</b>	25
<b>WEIGHT</b> 170	<b>THROWS</b> R	<b>How Obtained</b>	Signed as a 25th-round selection in the 2017 First-Year Player Draft
		<b>School</b>	McNeese State University (LA)

## MATIAS POLANCO *CATCHER*

<b>HEIGHT</b> 5-11	<b>BATS</b> L	<b>Full Name</b>	Matias Jose Polanco Blanco
		<b>Date of Birth</b>	September 18, 2000 in Barcelona, Venezuela
		<b>2020 Opening Day Age</b>	19
<b>WEIGHT</b> 175	<b>THROWS</b> R	<b>How Obtained</b>	Signed as an international free agent on July 2, 2017
		<b>School</b>	International

## REGINALD PRECIADO *INFIELDER*

<b>HEIGHT</b> 6-4	<b>BATS</b> S	<b>Full Name</b>	Reginald Jamel Preciado Arauz
		<b>Date of Birth</b>	May 16, 2003 in Chiriqui, Panama
		<b>2020 Opening Day Age</b>	16
<b>WEIGHT</b> 185	<b>THROWS</b> R	<b>How Obtained</b>	Signed as an international free agent on July 2, 2019
		<b>School</b>	International

## JOSE QUEZADA *RIGHT-HANDED PITCHER*

<b>HEIGHT</b> 5-9	<b>BATS</b> R	<b>Full Name</b>	Jose Antonio Quezada
		<b>Date of Birth</b>	September 7, 1995 in Chihuahua, Mexico
		<b>2020 Opening Day Age</b>	24
<b>WEIGHT</b> 175	<b>THROWS</b> R	<b>How Obtained</b>	Signed as a 10th-round selection in the 2018 First-Year Player Draft
		<b>School</b>	Texas Tech University (TX)



## HAZAHEL QUIJADA *LEFT-HANDED PITCHER*

<b>HEIGHT</b> 6-2	<b>BATS</b> L	<b>Full Name</b>	Hazahel Soto Quijada
		<b>Date of Birth</b>	September 18, 1997 in Redlands, California
		<b>2020 Opening Day Age</b>	22
<b>WEIGHT</b> 185	<b>THROWS</b> L	<b>How Obtained</b>	Signed as a 17th-round selection in the 2018 First-Year Player Draft
		<b>School</b>	UC Riverside (CA)

## ALISON QUINTERO *CATCHER*

<b>HEIGHT</b> 5-11	<b>BATS</b> R	<b>Full Name</b>	Alison Enrique Quintero
		<b>Date of Birth</b>	April 24, 2000 in Valencia, Venezuela
		<b>2020 Opening Day Age</b>	19
<b>WEIGHT</b> 175	<b>THROWS</b> R	<b>How Obtained</b>	Signed as an international free agent on July 2, 2016
		<b>School</b>	International

## ALEX RAMIREZ *CATCHER*

<b>HEIGHT</b> 5-9	<b>BATS</b> R	<b>Full Name</b>	Alex Gabriel Ramirez Briceno
		<b>Date of Birth</b>	January 16, 2002 in Ciudad Ojeda, Venezuela
		<b>2020 Opening Day Age</b>	18
<b>WEIGHT</b> 170	<b>THROWS</b> R	<b>How Obtained</b>	Signed as an international free agent on July 2, 2018
		<b>School</b>	International

## EMMANUEL RAMIREZ *RIGHT-HANDED PITCHER*

<b>HEIGHT</b> 6-2	<b>BATS</b> R	<b>Full Name</b>	Emmanuel Odalis Ramirez Solis
		<b>Date of Birth</b>	July 15, 1994 in Puerto Plata, Dominican Republic
		<b>2020 Opening Day Age</b>	25
<b>WEIGHT</b> 190	<b>THROWS</b> R	<b>How Obtained</b>	Signed as an international free agent on November 19, 2012
		<b>School</b>	International

## IGNACIO RAMOS *INFIELDER*

<b>HEIGHT</b> 6-2	<b>BATS</b> R	<b>Full Name</b>	Ignacio Emmanuel Ramos Valdez
		<b>Date of Birth</b>	January 18, 2003 in San Cristobal, Dominican Republic
		<b>2020 Opening Day Age</b>	17
<b>WEIGHT</b> 175	<b>THROWS</b> R	<b>How Obtained</b>	Signed as an international free agent on July 2, 2019
		<b>School</b>	International

## BODI RASCON *LEFT-HANDED PITCHER*

<b>HEIGHT</b> 6-5	<b>BATS</b> L	<b>Full Name</b>	Bodi Williams Rascon
		<b>Date of Birth</b>	February 3, 2001 in El Paso, Texas
		<b>2020 Opening Day Age</b>	19
<b>WEIGHT</b> 205	<b>THROWS</b> L	<b>How Obtained</b>	Signed as a 14th-round selection in the 2019 First-Year Player Draft
		<b>School</b>	Decatur High School (TX)

## KYLE REGNAULT *LEFT-HANDED PITCHER*

<b>HEIGHT</b> 6-2	<b>BATS</b> L	<b>Full Name</b>	Kyle Adam Regnault
		<b>Date of Birth</b>	December 13, 1988 in Providence, Rhode Island
		<b>2020 Opening Day Age</b>	31
<b>WEIGHT</b> 225	<b>THROWS</b> L	<b>How Obtained</b>	Signed as a minor league free agent on February 7, 2020
		<b>School</b>	University of Rhode Island (RI)

# SCOUTING & PLAYER DEVELOPMENT

## RIPKEN REYES *INFIELDER*

<b>HEIGHT</b> 5-10	<b>BATS</b> S	<b>Full Name</b>	Ripken Matthew George Reyes
		<b>Date of Birth</b>	April 1, 1997 in Bremerton, Washington
		<b>2020 Opening Day Age</b>	22
<b>WEIGHT</b> 180	<b>THROWS</b> R	<b>How Obtained</b>	Signed as a 30th-round selection in the 2019 First-Year Player Draft
		<b>School</b>	University of San Diego (CA)

## JASON REYNOLDS *RIGHT-HANDED PITCHER*

<b>HEIGHT</b> 6-3	<b>BATS</b> R	<b>Full Name</b>	Jason Patrick Reynolds
		<b>Date of Birth</b>	September 25, 1998 in Voorhees, New Jersey
		<b>2020 Opening Day Age</b>	21
<b>WEIGHT</b> 200	<b>THROWS</b> R	<b>How Obtained</b>	Signed as a 32nd-round selection in the 2019 First-Year Player Draft
		<b>School</b>	Lehigh University (PA)

## NICK RIOS *LEFT-HANDED PITCHER*

<b>HEIGHT</b> 6-0	<b>BATS</b> L	<b>Full Name</b>	Nick Temis Rios Villegas
		<b>Date of Birth</b>	June 24, 2000 in Maracaibo, Venezuela
		<b>2020 Opening Day Age</b>	19
<b>WEIGHT</b> 170	<b>THROWS</b> L	<b>How Obtained</b>	Signed as an international free agent on July 2, 2017
		<b>School</b>	International

## CARLOS RODRIGUEZ *CATCHER*

<b>HEIGHT</b> 5-10	<b>BATS</b> S	<b>Full Name</b>	Carlos Eduardo Rodriguez Betancourt
		<b>Date of Birth</b>	May 12, 2003 in Sucre, Venezuela
		<b>2020 Opening Day Age</b>	16
<b>WEIGHT</b> 155	<b>THROWS</b> R	<b>How Obtained</b>	Signed as an international free agent on July 2, 2019
		<b>School</b>	International

## EMMANUEL RODRIGUEZ *OUTFIELDER*

<b>HEIGHT</b> 6-4	<b>BATS</b> R	<b>Full Name</b>	Emmanuel Rodriguez Garcia
		<b>Date of Birth</b>	November 17, 2001 in Santo Domingo, Dominican Republic
		<b>2020 Opening Day Age</b>	18
<b>WEIGHT</b> 200	<b>THROWS</b> R	<b>How Obtained</b>	Signed as an international free agent on July 2, 2018
		<b>School</b>	International

## HANSEL RODRIGUEZ *RIGHT-HANDED PITCHER*

<b>HEIGHT</b> 6-2	<b>BATS</b> R	<b>Full Name</b>	Hansel Antonio Rodriguez Diplan
		<b>Date of Birth</b>	February 27, 1997 in Santo Domingo, Dominican Republic
		<b>2020 Opening Day Age</b>	23
<b>WEIGHT</b> 170	<b>THROWS</b> R	<b>How Obtained</b>	Acquired from TOR in exchange for Melvin Upton, Jr. and cash considerations on July 26, 2016
		<b>School</b>	International

## BLAKE ROGERS *RIGHT-HANDED PITCHER*

<b>HEIGHT</b> 6-2	<b>BATS</b> R	<b>Full Name</b>	Blake R. Rogers
		<b>Date of Birth</b>	February 23, 1994 in Lewisville, Texas
		<b>2020 Opening Day Age</b>	26
<b>WEIGHT</b> 200	<b>THROWS</b> R	<b>How Obtained</b>	Signed as a 37th-round selection in the 2015 First-Year Player Draft
		<b>School</b>	University of Oklahoma (OK)



## EDWIN ROJAS *OUTFIELDER*

<b>HEIGHT</b> 6-2	<b>BATS</b> R	<b>Full Name</b>	Edwin Tomas Rojas Bolivar
		<b>Date of Birth</b>	November 12, 2001 in Maturin, Venezuela
		<b>2020 Opening Day Age</b>	18
<b>WEIGHT</b> 170	<b>THROWS</b> R	<b>How Obtained</b>	Signed as an international free agent on July 2, 2018
		<b>School</b>	International

## JORGE ROMERO *RIGHT-HANDED PITCHER*

<b>HEIGHT</b> 5-10	<b>BATS</b> R	<b>Full Name</b>	Jorge Humberto Romero Valdez
		<b>Date of Birth</b>	September 9, 2000 in Tijuana, Baja California, Mexico
		<b>2020 Opening Day Age</b>	19
<b>WEIGHT</b> 150	<b>THROWS</b> R	<b>How Obtained</b>	Signed as an international free agent on July 5, 2019
		<b>School</b>	International

## JUAN ROMERO *RIGHT-HANDED PITCHER*

<b>HEIGHT</b> 6-2	<b>BATS</b> R	<b>Full Name</b>	Juan Carlos Romero Morales
		<b>Date of Birth</b>	February 23, 2001 in Miranda, Venezuela
		<b>2020 Opening Day Age</b>	19
<b>WEIGHT</b> 165	<b>THROWS</b> R	<b>How Obtained</b>	Signed as an international free agent on July 14, 2019
		<b>School</b>	International

## MIGUEL RONDON *RIGHT-HANDED PITCHER*

<b>HEIGHT</b> 5-11	<b>BATS</b> R	<b>Full Name</b>	Miguel Elias Rondon Caro
		<b>Date of Birth</b>	January 26, 2001 in Maracay, Venezuela
		<b>2020 Opening Day Age</b>	19
<b>WEIGHT</b> 150	<b>THROWS</b> R	<b>How Obtained</b>	Signed as an international free agent on July 2, 2017
		<b>School</b>	International

## EGUY ROSARIO *INFIELDER*

<b>HEIGHT</b> 5-9	<b>BATS</b> R	<b>Full Name</b>	Eguy Rosario Valdez
		<b>Date of Birth</b>	August 25, 1999 in San Cristobal, Dominican Republic
		<b>2020 Opening Day Age</b>	20
<b>WEIGHT</b> 150	<b>THROWS</b> R	<b>How Obtained</b>	Signed as a non-drafted free agent on August 25, 2015
		<b>School</b>	International

## JEISSON ROSARIO *OUTFIELDER*

<b>HEIGHT</b> 6-1	<b>BATS</b> L	<b>Full Name</b>	Jeisson Antonio Rosario Mora
		<b>Date of Birth</b>	October 22, 1999 in Santo Domingo, Dominican Republic
		<b>2020 Opening Day Age</b>	20
<b>WEIGHT</b> 175	<b>THROWS</b> L	<b>How Obtained</b>	Signed as an international free agent on July 2, 2016
		<b>School</b>	International

## RODRIGO ROSARIO *RIGHT-HANDED PITCHER*

<b>HEIGHT</b> 6-4	<b>BATS</b> R	<b>Full Name</b>	Rodrigo Ryan Rosario Hidalgo
		<b>Date of Birth</b>	December 10, 1998 in Higuey, Dominican Republic
		<b>2020 Opening Day Age</b>	21
<b>WEIGHT</b> 170	<b>THROWS</b> R	<b>How Obtained</b>	Signed as an international free agent on July 16, 2018
		<b>School</b>	International

# SCOUTING & PLAYER DEVELOPMENT

## AGUSTIN RUIZ *OUTFIELDER*

<b>HEIGHT</b> 6-2	<b>BATS</b> L	<b>Full Name</b>	Agustin Ruiz Aguilar
		<b>Date of Birth</b>	September 23, 1999 in Villahermosa, Mexico
		<b>2020 Opening Day Age</b>	20
<b>WEIGHT</b> 175	<b>THROWS</b> R	<b>How Obtained</b>	Signed as an international free agent on July 3, 2016
		<b>School</b>	International

## ESTEURY RUIZ *INFIELDER*

<b>HEIGHT</b> 6-0	<b>BATS</b> R	<b>Full Name</b>	Esteyry Ruiz Reyes
		<b>Date of Birth</b>	February 15, 1999 in Azua, Dominican Republic
		<b>2020 Opening Day Age</b>	21
<b>WEIGHT</b> 200	<b>THROWS</b> R	<b>How Obtained</b>	Acquired from KC with Travis Wood and Matt Strahm in exchange for Trevor Cahill, Brandon Maurer and Ryan Buchter on July 24, 2017
		<b>School</b>	International

## ERIK SABROWSKI *LEFT-HANDED PITCHER*

<b>HEIGHT</b> 6-4	<b>BATS</b> R	<b>Full Name</b>	Erik Wayne Thomas Sabrowski
		<b>Date of Birth</b>	October 31, 1997 in Alberta, Canada
		<b>2020 Opening Day Age</b>	22
<b>WEIGHT</b> 235	<b>THROWS</b> L	<b>How Obtained</b>	Signed as a 14th-round selection in the 2018 First-Year Player Draft
		<b>School</b>	Cloud County CC (KS)

## RUBEN SALINAS *OUTFIELDER*

<b>HEIGHT</b> 6-0	<b>BATS</b> R	<b>Full Name</b>	Ruben Zayed Salinas Hernandez
		<b>Date of Birth</b>	January 13, 2003 in Guerrero Negro, Baja California, Mexico
		<b>2020 Opening Day Age</b>	17
<b>WEIGHT</b> 154	<b>THROWS</b> L	<b>How Obtained</b>	Signed as an international free agent on November 15, 2019
		<b>School</b>	International

## JOSE SANABRIA *INFIELDER*

<b>HEIGHT</b> 5-10	<b>BATS</b> R	<b>Full Name</b>	Jose Armando Sanabria Romero
		<b>Date of Birth</b>	October 30, 2002 in La Victoria, Aragua, Venezuela
		<b>2020 Opening Day Age</b>	17
<b>WEIGHT</b> 150	<b>THROWS</b> R	<b>How Obtained</b>	Signed as an international free agent on November 2, 2019
		<b>School</b>	International

## FERNANDO SANCHEZ *LEFT-HANDED PITCHER*

<b>HEIGHT</b> 6-0	<b>BATS</b> L	<b>Full Name</b>	Fernando Jose Sanchez Navarro
		<b>Date of Birth</b>	September 13, 2000 in Ciudad Obregon, Sonora, Mexico
		<b>2020 Opening Day Age</b>	19
<b>WEIGHT</b> 198	<b>THROWS</b> L	<b>How Obtained</b>	Signed as a minor league free agent on March 29, 2019
		<b>School</b>	International

## HUGO SANCHEZ *INFIELDER*

<b>HEIGHT</b> 6-0	<b>BATS</b> L	<b>Full Name</b>	Hugo Sanchez Valdivia
		<b>Date of Birth</b>	November 16, 2002 in Guadalajara, Mexico
		<b>2020 Opening Day Age</b>	17
<b>WEIGHT</b> 180	<b>THROWS</b> R	<b>How Obtained</b>	Signed as an international free agent on July 3, 2019
		<b>School</b>	International





## YEISON SANTANA *INFIELDER*

<b>HEIGHT</b> 5-11	<b>BATS</b> R	<b>Full Name</b>	Yeison Rafael Santana Paula
		<b>Date of Birth</b>	December 7, 2000 in Azua, Mexico
		<b>2020 Opening Day Age</b>	19
<b>WEIGHT</b> 170	<b>THROWS</b> R	<b>How Obtained</b>	Signed as an international free agent on July 2, 2017
		<b>School</b>	International

## FRED SCHLICHTHOLZ *LEFT-HANDED PITCHER*

<b>HEIGHT</b> 6-3	<b>BATS</b> R	<b>Full Name</b>	Fred C. Schlichtholz
		<b>Date of Birth</b>	September 18, 1995 in Chula Vista, CA
		<b>2020 Opening Day Age</b>	24
<b>WEIGHT</b> 215	<b>THROWS</b> L	<b>How Obtained</b>	Signed as a 13th-round selection in the 2017 First-Year Player Draft
		<b>School</b>	Fresno State (CA)

## JESSE SCHOLTENS *RIGHT-HANDED PITCHER*

<b>HEIGHT</b> 6-4	<b>BATS</b> R	<b>Full Name</b>	Jesse Martin Scholtens
		<b>Date of Birth</b>	April 6, 1994 in Fairfield, California
		<b>2020 Opening Day Age</b>	25
<b>WEIGHT</b> 235	<b>THROWS</b> R	<b>How Obtained</b>	Signed as a ninth-round selection in the 2016 First-Year Player Draft
		<b>School</b>	Wright State University (OH)

## CHANDLER SEAGLE *CATCHER*

<b>HEIGHT</b> 6-0	<b>BATS</b> R	<b>Full Name</b>	Chandler Mackenzie Seagle
		<b>Date of Birth</b>	May 23, 1996 in New Bern, North Carolina
		<b>2020 Opening Day Age</b>	23
<b>WEIGHT</b> 190	<b>THROWS</b> R	<b>How Obtained</b>	Signed as a 30th-round selection in the 2017 First-Year Player Draft
		<b>School</b>	Appalachian State (NC)

## JAKE SIMS *RIGHT-HANDED PITCHER*

<b>HEIGHT</b> 6-2	<b>BATS</b> L	<b>Full Name</b>	Jake Thomas Sims
		<b>Date of Birth</b>	March 8, 1997 in Ontario, Canada
		<b>2020 Opening Day Age</b>	23
<b>WEIGHT</b> 205	<b>THROWS</b> R	<b>How Obtained</b>	Signed as a 31st-round selection in the 2018 First-Year Player Draft
		<b>School</b>	Saint Leo University (FL)

## ETHAN SKENDER *INFIELDER*

<b>HEIGHT</b> 5-11	<b>BATS</b> R	<b>Full Name</b>	Ethan Michael Skender
		<b>Date of Birth</b>	December 22, 1996 in Peoria, Illinois
		<b>2020 Opening Day Age</b>	23
<b>WEIGHT</b> 175	<b>THROWS</b> R	<b>How Obtained</b>	Signed as a 28th-round selection in the 2016 First-Year Player Draft
		<b>School</b>	State College of Florida (FL)

## AUSTIN SMITH *RIGHT-HANDED PITCHER*

<b>HEIGHT</b> 6-4	<b>BATS</b> R	<b>Full Name</b>	Austin Nathaniel Smith
		<b>Date of Birth</b>	July 9, 1996 in Boynton Beach, Florida
		<b>2020 Opening Day Age</b>	23
<b>WEIGHT</b> 220	<b>THROWS</b> R	<b>How Obtained</b>	Signed as a second-round selection in the 2015 First-Year Player Draft
		<b>School</b>	Park Vista High School (FL)

# SCOUTING & PLAYER DEVELOPMENT

## PAYTON SMITH *OUTFIELDER*

<b>HEIGHT</b> 6-5	<b>BATS</b> R	<b>Full Name</b>	Payton Smith
		<b>Date of Birth</b>	May 22, 2000 in Augusta, North Carolina
		<b>2020 Opening Day Age</b>	19
<b>WEIGHT</b> 225	<b>THROWS</b> R	<b>How Obtained</b>	Signed as a 22nd-round selection in the 2018 First-Year Player Draft
		<b>School</b>	Strom Thurmond High School (SC)

## ANGEL SOLARTE *OUTFIELDER*

<b>HEIGHT</b> 5-11	<b>BATS</b> R	<b>Full Name</b>	Angel David Solarte Ramirez
		<b>Date of Birth</b>	March 29, 2001 in Zulia, Venezuela
		<b>2020 Opening Day Age</b>	18
<b>WEIGHT</b> 155	<b>THROWS</b> R	<b>How Obtained</b>	Signed as an international free agent on July 2, 2017
		<b>School</b>	International

## LEE SOLOMON *INFIELDER*

<b>HEIGHT</b> 5-10	<b>BATS</b> R	<b>Full Name</b>	Lee Solomon
		<b>Date of Birth</b>	August 6, 1996 in Columbus, Ohio
		<b>2020 Opening Day Age</b>	23
<b>WEIGHT</b> 195	<b>THROWS</b> R	<b>How Obtained</b>	Signed as a 25th-round selection in the 2018 First-Year Player Draft
		<b>School</b>	Lipscomb University (TN)

## GILBERTO SOSA *RIGHT-HANDED PITCHER*

<b>HEIGHT</b> 6-7	<b>BATS</b> R	<b>Full Name</b>	Gilberto Jose Sosa Perez
		<b>Date of Birth</b>	October 14, 1999 in Santo Domingo, Dominican Republic
		<b>2020 Opening Day Age</b>	20
<b>WEIGHT</b> 190	<b>THROWS</b> R	<b>How Obtained</b>	Signed as an international free agent on May 10, 2019
		<b>School</b>	International

## JESSEL SOTO *RIGHT-HANDED PITCHER*

<b>HEIGHT</b> 6-4	<b>BATS</b> R	<b>Full Name</b>	Jessel Abraham Soto Arellano
		<b>Date of Birth</b>	January 20, 2002 in Maracay, Venezuela
		<b>2020 Opening Day Age</b>	18
<b>WEIGHT</b> 186	<b>THROWS</b> R	<b>How Obtained</b>	Signed as an international free agent on July 2, 2018
		<b>School</b>	International

## JACK STRONACH *OUTFIELDER*

<b>HEIGHT</b> 6-3	<b>BATS</b> L	<b>Full Name</b>	Jack Charles Stronach
		<b>Date of Birth</b>	August 2, 1997 in Chicago, Illinois
		<b>2020 Opening Day Age</b>	22
<b>WEIGHT</b> 200	<b>THROWS</b> R	<b>How Obtained</b>	Signed as a 21st-round selection in the 2019 First-Year Player Draft
		<b>School</b>	UC Los Angeles (CA)

## MICHAEL SUAREZ *INFIELDER*

<b>HEIGHT</b> 6-2	<b>BATS</b> L	<b>Full Name</b>	Michael Oscar Suarez
		<b>Date of Birth</b>	May 21, 2000 in Miami, Florida
		<b>2020 Opening Day Age</b>	19
<b>WEIGHT</b> 200	<b>THROWS</b> L	<b>How Obtained</b>	Signed as a 38th-round selection in the 2018 First-Year Player Draft
		<b>School</b>	Miami Sunset High School (FL)



## WEN-HUA SUNG *RIGHT-HANDED PITCHER*

<b>HEIGHT</b> 6-1	<b>BATS</b> R	<b>Full Name</b>	Wen-Hua Sung
		<b>Date of Birth</b>	September 2, 1996 in Taitung, Taiwan
		<b>2020 Opening Day Age</b>	23
<b>WEIGHT</b> 198	<b>THROWS</b> R	<b>How Obtained</b>	Signed as an international free agent on July 3, 2016
		<b>School</b>	International

## JACK SUWINSKI *OUTFIELDER*

<b>HEIGHT</b> 6-2	<b>BATS</b> L	<b>Full Name</b>	Jack William Suwinski
		<b>Date of Birth</b>	July 29, 1998 in Chicago, Illinois
		<b>2020 Opening Day Age</b>	21
<b>WEIGHT</b> 195	<b>THROWS</b> L	<b>How Obtained</b>	Signed as a 15th-round selection in the 2016 First-Year Player Draft
		<b>School</b>	Taft High School (IL)

## RAINIER TAVERAS *RIGHT-HANDED PITCHER*

<b>HEIGHT</b> 5-11	<b>BATS</b> R	<b>Full Name</b>	Rainier Onasis Taveras Medina
		<b>Date of Birth</b>	May 14, 2001 in Santiago, Dominican Republic
		<b>2020 Opening Day Age</b>	18
<b>WEIGHT</b> 175	<b>THROWS</b> R	<b>How Obtained</b>	Signed as an international free agent on October 31, 2019
		<b>School</b>	International

## MASON THOMPSON *RIGHT-HANDED PITCHER*

<b>HEIGHT</b> 6-6	<b>BATS</b> R	<b>Full Name</b>	Mason Lane Thompson
		<b>Date of Birth</b>	February 20, 1998 in Round Rock, Texas
		<b>2020 Opening Day Age</b>	22
<b>WEIGHT</b> 180	<b>THROWS</b> R	<b>How Obtained</b>	Signed as a third-round selection in the 2016 First-Year Player Draft
		<b>School</b>	Round Rock High School (TX)

## NICHOLAS THWAITS *RIGHT-HANDED PITCHER*

<b>HEIGHT</b> 6-2	<b>BATS</b> R	<b>Full Name</b>	Nicholas William Thwaits
		<b>Date of Birth</b>	June 27, 1999 in Sacramento, California
		<b>2020 Opening Day Age</b>	20
<b>WEIGHT</b> 195	<b>THROWS</b> R	<b>How Obtained</b>	Signed as a 15th-round selection in the 2018 First-Year Player Draft
		<b>School</b>	Fort Recovery High School (OH)

## BRYAN TORRES *INFIELDER*

<b>HEIGHT</b> 5-9	<b>BATS</b> R	<b>Full Name</b>	Bryan David Torres
		<b>Date of Birth</b>	December 11, 1999 in Maracay, Venezuela
		<b>2020 Opening Day Age</b>	20
<b>WEIGHT</b> 165	<b>THROWS</b> R	<b>How Obtained</b>	Signed as an international free agent on July 2, 2016
		<b>School</b>	International

## WILFREDO TOVAR *CATCHER*

<b>HEIGHT</b> 6-0	<b>BATS</b> R	<b>Full Name</b>	Wilfredo Jose Miguel Tovar Flores
		<b>Date of Birth</b>	November 13, 2001 in Barcelona, Venezuela
		<b>2020 Opening Day Age</b>	18
<b>WEIGHT</b> 174	<b>THROWS</b> R	<b>How Obtained</b>	Signed as an international free agent on July 2, 2016
		<b>School</b>	International

# SCOUTING & PLAYER DEVELOPMENT

## CODY TYLER *LEFT-HANDED PITCHER*

<b>HEIGHT</b> 6-0	<b>BATS</b> L	<b>Full Name</b>	Cody Tyler
		<b>Date of Birth</b>	October 26, 1994 in Dallas, Texas
		<b>2020 Opening Day Age</b>	25
<b>WEIGHT</b> 180	<b>THROWS</b> L	<b>How Obtained</b>	Signed as a 32nd-round selection in the 2018 First-Year Player Draft
		<b>School</b>	Wichita State (KS)

## ALFONZO UROSA *RIGHT-HANDED PITCHER*

<b>HEIGHT</b> 6-2	<b>BATS</b> R	<b>Full Name</b>	Alfonzo Alejandro Urosa Rodriguez
		<b>Date of Birth</b>	January 17, 2001 in Guigüe, Venezuela
		<b>2020 Opening Day Age</b>	19
<b>WEIGHT</b> 185	<b>THROWS</b> R	<b>How Obtained</b>	Signed as an international free agent on March 15, 2019
		<b>School</b>	International

## BRANDON VALENZUELA *CATCHER*

<b>HEIGHT</b> 6-0	<b>BATS</b> S	<b>Full Name</b>	Brandon Ivar Valenzuela Gerardo
		<b>Date of Birth</b>	October 2, 2000 in Sonora, Mexico
		<b>2020 Opening Day Age</b>	19
<b>WEIGHT</b> 170	<b>THROWS</b> R	<b>How Obtained</b>	Signed as an international free agent on July 3, 2017
		<b>School</b>	International

## SAMUEL VALLEJO *OUTFIELDER*

<b>HEIGHT</b> 6-0	<b>BATS</b> R	<b>Full Name</b>	Samuel Vallejo Cabrera
		<b>Date of Birth</b>	June 17, 2003 in San Cristobal, Dominican Republic
		<b>2020 Opening Day Age</b>	16
<b>WEIGHT</b> 160	<b>THROWS</b> R	<b>How Obtained</b>	Signed as an international free agent on July 4, 2019
		<b>School</b>	International

## PETER VAN GANSEN *INFIELDER*

<b>HEIGHT</b> 5-9	<b>BATS</b> L	<b>Full Name</b>	Peter Van Gansen
		<b>Date of Birth</b>	March 4, 1994 in San Fernando, California
		<b>2020 Opening Day Age</b>	26
<b>WEIGHT</b> 170	<b>THROWS</b> R	<b>How Obtained</b>	Signed as a 12th-round selection in the 2015 First-Year Player Draft
		<b>School</b>	Cal Poly San Luis Obispo (CA)

## FRANKLIN VAN GURP *RIGHT-HANDED PITCHER*

<b>HEIGHT</b> 6-1	<b>BATS</b> R	<b>Full Name</b>	Franklin Percy Van Gulp
		<b>Date of Birth</b>	October 26, 1995 in Philipsburg, Saint Maarten
		<b>2020 Opening Day Age</b>	24
<b>WEIGHT</b> 215	<b>THROWS</b> R	<b>How Obtained</b>	Acquired from SF in exchange for Alex Dickerson on June 10, 2019
		<b>School</b>	Florida International University (FL)

## ALEXUAN VEGA *LEFT-HANDED PITCHER*

<b>HEIGHT</b> 6-2	<b>BATS</b> L	<b>Full Name</b>	Alexuan Jamel Vega Baez
		<b>Date of Birth</b>	June 22, 1999 in Mayaguez, Puerto Rico
		<b>2020 Opening Day Age</b>	20
<b>WEIGHT</b> 160	<b>THROWS</b> L	<b>How Obtained</b>	Signed as a sixth-round selection in the 2018 First-Year Player Draft
		<b>School</b>	Leonides Morales Rodriguez High School (PR)



## NOEL VELA *LEFT-HANDED PITCHER*

<b>HEIGHT</b> 6-1	<b>BATS</b> L	<b>Full Name</b>	Noel Vela
		<b>Date of Birth</b>	December 21, 1998 in Mission, Texas
		<b>2020 Opening Day Age</b>	21
<b>WEIGHT</b> 165	<b>THROWS</b> L	<b>How Obtained</b>	Signed as a 28th-round selection in the 2017 First-Year Player Draft
		<b>School</b>	Veterans Memorial High School (TX)

## JOSE VELEZ *OUTFIELDER*

<b>HEIGHT</b> 5-11	<b>BATS</b> R	<b>Full Name</b>	Jose Miguel Velez Jimenez
		<b>Date of Birth</b>	October 21, 2001 in Santo Domingo, Dominican Republic
		<b>2020 Opening Day Age</b>	18
<b>WEIGHT</b> 170	<b>THROWS</b> R	<b>How Obtained</b>	Signed as an international free agent on July 2, 2018
		<b>School</b>	International

## CARLOS VERGARA *OUTFIELDER*

<b>HEIGHT</b> 6-3	<b>BATS</b> R	<b>Full Name</b>	Carlos Lenyn Vergara Pereira
		<b>Date of Birth</b>	January 7, 2002 in Trujillo, Venezuela
		<b>2020 Opening Day Age</b>	18
<b>WEIGHT</b> 170	<b>THROWS</b> R	<b>How Obtained</b>	Signed as an international free agent on July 2, 2018
		<b>School</b>	International

## GILBERTO VIZCARRA *CATCHER*

<b>HEIGHT</b> 5-10	<b>BATS</b> R	<b>Full Name</b>	Gilberto Vizcarra Leon
		<b>Date of Birth</b>	March 1, 1999 in Baja California, Mexico
		<b>2020 Opening Day Age</b>	21
<b>WEIGHT</b> 180	<b>THROWS</b> R	<b>How Obtained</b>	Signed as an international free agent on October 26, 2016
		<b>School</b>	International

## JALEN WASHINGTON *CATCHER*

<b>HEIGHT</b> 5-11	<b>BATS</b> R	<b>Full Name</b>	Jalen Deshaun Washington
		<b>Date of Birth</b>	February 28, 1995 in Bedford, Ohio
		<b>2020 Opening Day Age</b>	25
<b>WEIGHT</b> 185	<b>THROWS</b> R	<b>How Obtained</b>	Signed as a 29th-round selection in the 2017 First-Year Player Draft
		<b>School</b>	Ohio State (OH)

## RYAN WEATHERS *LEFT-HANDED PITCHER*

<b>HEIGHT</b> 6-1	<b>BATS</b> R	<b>Full Name</b>	Ryan David Weathers
		<b>Date of Birth</b>	December 17, 1999 in Columbia, Tennessee
		<b>2020 Opening Day Age</b>	20
<b>WEIGHT</b> 200	<b>THROWS</b> L	<b>How Obtained</b>	Signed as a first-round selection (third overall) in the 2018 First-Year Player Draft
		<b>School</b>	Loretto High School (TN)

## SAM WILLIAMS *LEFT-HANDED PITCHER*

<b>HEIGHT</b> 6-3	<b>BATS</b> L	<b>Full Name</b>	Samuel Donald Williams
		<b>Date of Birth</b>	June 26, 1996 in Canton, Ohio
		<b>2020 Opening Day Age</b>	23
<b>WEIGHT</b> 195	<b>THROWS</b> L	<b>How Obtained</b>	Signed as a non-drafted free agent on June 12, 2019
		<b>School</b>	Northern Kentucky University (KY)

# SCOUTING & PLAYER DEVELOPMENT

## DWANYA WILLIAMS-SUTTON *OUTFIELDER*

<b>HEIGHT</b> 6-2	<b>BATS</b> R	<b>Full Name</b>	Dwanya Malik-Lesean Williams-Sutton
		<b>Date of Birth</b>	July 10, 1997 in Wilson, North Carolina
		<b>2020 Opening Day Age</b>	22
<b>WEIGHT</b> 215	<b>THROWS</b> R	<b>How Obtained</b>	Signed as a fifth-round selection in the 2018 First-Year Player Draft
		<b>School</b>	East Carolina University (NC)

## MARK ZIMMERMAN *RIGHT-HANDED PITCHER*

<b>HEIGHT</b> 6-0	<b>BATS</b> L	<b>Full Name</b>	Mark Allen Zimmerman
		<b>Date of Birth</b>	March 29, 1994 in Akron, Ohio
		<b>2020 Opening Day Age</b>	25
<b>WEIGHT</b> 195	<b>THROWS</b> R	<b>How Obtained</b>	Signed as a 33rd-round selection in the 2016 First-Year Player Draft
		<b>School</b>	Baldwin-Wallace University (OH)

## BRAD ZUNICA *INFIELDER*

<b>HEIGHT</b> 6-6	<b>BATS</b> L	<b>Full Name</b>	Bradley Lawrence Zunica
		<b>Date of Birth</b>	October 21, 1995 in Harvey, Illinois
		<b>2020 Opening Day Age</b>	24
<b>WEIGHT</b> 256	<b>THROWS</b> R	<b>How Obtained</b>	Signed as a 15th-round selection in the 2015 First-Year Player Draft
		<b>School</b>	State College of Florida, Manatee-Sarasota (FL)

# PETCO PARK



# PETCO PARK



## PETCO PARK GROUND RULES

### DUGOUT AND PHOTOGRAPHER AREAS

- Ball enters warning track adjacent to either side of the dugout seats: **In Play**.

### OUTFIELD

#### Left Field


- Ball in flight striking fair side of the Western Metal Supply Building, including yellow side of metal facing attached to the corner of the building: **Home Run**.
- Ball in flight striking foul side of the Western Metal Supply Building, including non-yellow side of metal facing attached to the corner of the building: **Foul Ball**.
- Fair bounding ball bouncing into the seating area of the fair side of the Western Metal Supply Building and back onto the playing field: **Out of Play**.
- Ball in flight striking recessed batter's eye in left-center field: **Home Run**.

#### Right Field

- Ball striking the top of the right field videoboard wall (including both the padding and concrete portions on the top of the wall), regardless of whether it continues

into the stands, stays on the top of the wall or rebounds onto the playing field:

- Batted ball in flight: **Home Run**.
- Batted bounding ball or thrown ball: **Out of Play**.
- Ball in flight striking metal safety railing at the Right Field Porch and rebounding onto the playing field: **In Play**.
- Ball in flight striking the top of the metal safety railing at the Right Field Porch and bounding into the stands: **Home Run**.
- Ball in flight striking to the left of the vertical yellow line of the metal safety railing at the Right Field Porch above padding: **Home Run**.
- Ball in flight striking on or to the right of the vertical yellow line of the metal safety railing at the Right Field Porch at a point above the padding and bounding over the padding: **Home Run**.
- Ball in flight striking plexiglass partition above yellow line of the metal safety railing at the Right Field Porch: **Home Run**.
- Bounding ball striking plexiglass partition above yellow line of the metal safety railing at the Right Field Porch: **Two Bases**.







## PETCO PARK INFORMATION

### PETCO PARK ADDRESS

19 Tony Gwynn Drive. San Diego, CA 92101

The Padres announced the address during post-game ceremonies honoring "Mr. Padre," Tony Gwynn, following the last game of his 20-year playing career on October 7, 2001. The frontage road between Park Blvd. and Seventh Avenue was officially renamed Tony Gwynn Drive on March 11, 2004.

### OFFICE ADDRESS

100 Park Blvd. San Diego, CA 92101

### OWNERSHIP

Owned 70 percent by the City of San Diego and 30 percent by the San Diego Padres for 30 years (through 2034), and 100 percent by the City thereafter.

### BALLPARK OPERATOR

San Diego Padres Baseball Club, under a Joint Use and Management Agreement (JUMA) with the City of San Diego.

### NAMING RIGHTS SPONSOR

Petco Animal Supplies, Inc., San Diego, CA.

### CAPACITY

40,019 fixed seats, plus ADA accessible seating, ticking for numerous group/social spaces, and additional "Park Passes" that provide access to standing room locations throughout the ballpark and lawn seating in the Park at the Park.

### SECURITY

Prior to the 2015 season, as part of a Major League Baseball initiative to strengthen and standardize security practices across the League, CEIA walk-through metal detectors were installed at all Petco Park entry gates and access points. In addition to pre-existing bag checks prior to entry, all guests must now be screened prior to entering the ballpark, with no exceptions.

### PLAYING SURFACE

Latitude 36 Bermudagrass

### FIELD DIMENSIONS

Prior to the 2013 season, the Padres altered the dimensions of Petco Park. From the right field porch to the right center gap, the wall was moved in 11 feet, and at the deepest point in left center field, the fence was moved in from 402 feet to 390 feet. After the 2014 season, the club improved the left field seating area and in doing so, brought in the left field and left center field wall four feet.

Left-Field Foul Line: **336 feet**

Left-Center: **386 feet**

Straightaway Center Field: **396 feet**

Right-Center: **391 feet**

Right-Field Foul Line: **322 feet**

### OUTFIELD FENCES

Five feet tall from the Down the Line Suite presented by AMR in the corner of the Western Metal Supply Co. Building to the left field wall. Seven feet tall from the left-field wall to the door that leads to the Padres bullpen at which point it increases to eight feet tall to the right side of the batter's eye. Prior to the 2016 season, the wall in front of the Toyota Beach and the Craft Pier presented by Ballast Point was reduced from seven feet, ten inches tall to five feet, two inches tall. At the right field wall, it goes back to eight feet tall for the 140-foot length of the wall and LED display. The fence tapers down to seven feet, six inches tall along the side of the trapezoid that forms the Home Run Porch in right field. It remains at seven feet, six inches tall along the front of the Home Run Porch, and tapers back up to 10 feet tall along the side of the trapezoid that connects to the right field foul pole (the length of the fence that forms the Home Run Porch is 15 feet, 9 inches along the side nearest to center field, 25 feet, 3 inches along the front of the Home Run Porch at the first row of seats, and 15 feet, 9 inches along the side that connects to the right field foul pole).

### LIGHTING

Petco Park took another major step toward energy efficiency and sustainability prior to the 2016 season, with the installation of Musco's SportsCluster® LED™ system, in partnership with Cisterra Development. The Padres became the first team in the National League to install LED lighting. With specially designed optics, the new system cuts glare both inside and outside the ballpark, enhances television broadcasts and provides a stage-like atmosphere for spectators. Petco Park is now 100 percent LED.

The park features ten "racks," encompassing 460 light fixtures, all with 1,200-watt bulbs, except for 110, 130-watt housekeeping bulbs. The tallest light standards, which are in a vertical configuration, are atop the First Base and Third Base Towers – 205 feet above the playing field. Other light standards, in a conventional horizontal configuration, are 190 feet above the field.

# PETCO PARK

## SIGHT LINES

Designed to provide the best and closest views of the game in Major League Baseball, re-directed seating angles maximize sight lines for baseball and comfort...all seats down the lines are angled toward home plate, to maximize views of the field from every seat...the top two decks are built on extended, 56-foot cantilevers to bring all seats lower and closer to the field.

## SEAT SPECIFICATIONS

Prior to the 2016 season, 222 new seats manufactured by American Seating were installed in the Lexus Home Plate Club. Fixed seats elsewhere around the ballpark are manufactured by Hussey Seating and measure 19, 20 or 21 inches in width, depending on location. All seats are Pacific Blue in color.

## #SDinHD

Prior to the 2018 season, a second HD video board was added in upper right field. Manufactured by Daktronics, the new 55.2' by 31.2' (1722.24 sq. ft.) video board uses 13mm HD product that boasts a max 11,000 nits, allowing for optimal viewing during bright sunny days. The second video board allows for mirroring of the main board in left field for replays, features and crowd shots, as well as independent operation and unique content. Prior to the 2016 season, a new LED ribbon board (3.5-foot tall by 70-foot wide) manufactured by Daktronics was installed along the fascia of the top level of The Pier in right-center field. Prior to the 2015 season, the Padres installed a state-of-the-art high-definition video board. The board measures 61.2-foot tall by 123.6-foot wide, covering 7,564.32 square feet, the third-largest in Major League Baseball and the largest in the National League (Safeco Field, 56.7' x 201.5' - 11,425 sq. ft. and Kauffman Stadium, 105' x 84' - 8,820 sq. ft.).

The video board itself, provided by Daktronics, is nearly five times the size of the previous video screen (30-foot tall by 53-foot wide; 1,590 square feet), which was in place since 2004 when Petco Park opened. The entire board can be run full-screen to show live action or video replays, or it can be split into sections for statistical information, graphics and animations. The video board's resolution is 1224x2472, with 3,025,728 total pixels. New LED ribbon boards accompanied the new video board spanning nearly 750 feet along the first and third base lines on the Terrace Level (3.6-foot tall), as well as on the left field grandstand fascia (7.5 feet tall by 130-foot wide). Sony also provided a state-of-the-art HD control room, including in-house production, broadcast and entertainment systems.

## GALLAGHER SQUARE VIDEO BOARD

Upgraded in 2014, the video board on the back of the Batter's Eye, facing Gallagher Square (formerly Park at the Park), is 17-foot high by 29-foot wide.

## RIGHT FIELD LED RIBBON BOARD

In 2013, new LED ribbon boards were added to right field. Upper right field board measures 6-foot high by 192-ft. wide and the right field wall board measures 7-foot high by 104-foot wide. Both boards were provided by Daktronics.

## AUDIO SYSTEM

Prior to the start of the 2014 season, Daktronics installed several new distributed loudspeakers in numerous locations, replaced speakers in other areas of the park as well as completely retuned the entire sound system to provide a base level of uniform system operations. All systems are tied together using the latest state-of-the-art Digital Signal Processing Systems.

## CONCOURSE FLOORING

Between 2014 and 2015, approximately 255,000 square feet of concourse flooring was replaced with decorative waterproof, flake flooring system manufactured by Neogard and installed locally by KTM Coating.

## DUGOUTS

The Padres dugout is located on the first-base side and is 57 feet long by 14 feet wide. The visitor dugout, on the third-base side, is 46 feet long by 14 feet wide. Both dugouts have steps that lead to the field for half their length and have a rail on the other half.

## PROTECTIVE NETTING

The Padres extended the protective netting prior to the 2018 season, separating spectators behind home plate and down the foul lines from the field of play. The netting, manufactured by Promats® Athletics, features the latest technology to minimize the appearance of the net and provide an optimal viewing experience, while maintaining high safety standards. In 2020, the netting was heightened behind the backstop and over both dugouts to 29-feet before tapering down along the foul lines. The end points will remain the same at Section 116 in left field and Section 115 in right field, which surpasses the existing guidelines issued by Major League Baseball.

## BULLPENS

The Padres bullpen in left field is 87' 8" long by 27' 8" wide, and elevated 3' 6" above field level. The visitors' bullpen was relocated from the field before the 2013 season, and it is now tiered behind the home bullpen, elevated another 3' 6". It is 80' 11" long and 27' wide. The visiting team pitches east to west, while the home team pitches west to east. Each bullpen has a separate entrance to the playing field.



## BATTER'S EYE

Background for batters in center field is painted Pacific Blue, except for the side facing Gallagher Square, which is covered with green ivy. The structure houses an equipment storage room on the Field Level and "The Batter's Eye Porch," a pre- and post-game and special event area 30 feet high by 80 feet long in Gallagher Square. Above this is a security command post and a 10-foot rotational sign that provides a solid background when batters are at home plate and offsets rotating panels between innings.

## RETIRED NUMBERS

Prior to the 2016 season, the Padres retired numbers were relocated from the top of the batter's eye to a more prominent location inside Home Plate Plaza, where fans can see them up close and take photos with them. In addition, retired numbers are now positioned on the upper deck façade behind home plate, above the Jerry Coleman Broadcast Center and adjacent press box. The numbers – Steve Garvey's No. 6, Tony Gwynn's No. 19, Dave Winfield's No. 31, Randy Jones' No. 35, Trevor Hoffman's No. 51 and Jackie Robinson's No. 42, which was retired throughout Major League Baseball in 1997 – are flanked by the players' first and last name in white in a ring of honor around the upper deck.

## PADRES HALL OF FAME

The Padres Hall of Fame, presented by Sony and which showcases the history of the Padres and baseball in San Diego, opened at Petco Park on July 1, 2016. Located on K St. just inside the Gaslamp Gate, it features a five-panel media wall, an 80-foot-long, in-depth timeline, a state-of-the-art 4K interactive theater, and historical memorabilia throughout. The centerpiece of the space is 13 two-sided illuminated panels dedicated to each current member of the Padres Hall of Fame. The panels depict imagery of these legendary Padres, while telling the story of their career highlights and personal achievements.

## TEAM CLUBHOUSE FACILITIES

Clubhouses are located on the Field Level, with direct access to the dugouts and service corridor. The home clubhouse is approximately 16,500 square ft., including a 3,560 square foot locker room with 40 cubicles (four ft. wide), configured in a circle. The home clubhouse includes a 240 square ft. video coaching area located near the home (first base) dugout, with access from inside and outside the clubhouse. Other facilities include a 7,580 square ft. fully-equipped weight and exercise room, dry sauna, hydrotherapy room, player lounge and kitchen, manager's office, coaches locker room, rehab room, medical facilities, offices, laundry, media interview room and storage.

The visitors clubhouse is approximately 8,990 square ft., including a 2,140 square ft. locker room with 40 cubicles, training room, manager's office, coaches locker room, weight and exercise room, player lounge and kitchen, laundry and storage.

Internal batting and pitching tunnels (two for the home team, one for the visiting team) are located on the Service Level with access to the clubhouses and are fully-equipped, including cameras for video recording. Tunnels are sized to accommodate two batters and/or two pitchers. Views to the home batting tunnel are available from the Lexus Home Plate Club through one-way glass so club patrons can observe players at work. Additional facilities include an auxiliary locker room (approximately 2,040 square ft.), with an operable partition, the umpires' locker room (approximately 910 square ft.), a home team family waiting room, a visiting team family waiting room and a greenroom/VIP dressing room.

## SEATING DECKS

Petco Park has three main seating decks: Field Level, Terrace Level and Upper Deck.

# PETCO PARK

## GALLAGHER SQUARE

Gallagher Square, formerly known as the Park at the Park, features a landscaped park of 2.8 acres beyond the outfield fence, including a video board on the back of the Batter's Eye, Picnic Hill (gently sloped area for lawn seating with views of the game and video board), "tot lot" play area, children's baseball diamond and portable concessions.

Petco Park is the 1st Major League ballpark since Forbes Field in Pittsburgh (closed in 1970) to have a park adjacent to the outfield. Gallagher Square is a ticketed area and vital part of the baseball experience on game days, including admission to conveniences and amenities of the seating bowl with a Park Pass during ticketed events. It functions as a special events venue when there is no game and daily as a neighborhood park.

## WESTERN METAL SUPPLY CO. BUILDING

The historic brick warehouse that housed the Western Metal Supply Company, which dates to 1909 and has ties to the Old West, was renovated and incorporated into the ballpark, with the left-field foul pole attached to its southeastern corner. The building holds the Padres '47 Brand Team Store on the first floor, 12 party suites (available on an individual game basis) on the second and third floors, a restaurant with terrace dining on the fourth floor, and another restaurant and group space on the rooftop, 80 feet above field level.

## WI-FI

Introduced in 2012, the Padres provide wireless internet access to fans at Petco Park in partnership with Verizon.

## THE GALLAGHER CHAIRMAN'S CLUB & CUTWATER CORONADO CLUB

The Padres debuted the latest premium seating options prior to this season in the Gallagher Chairman's Club and the Cutwater Coronado Club. The Gallagher Chairman's Club is located next to the Padres Ownership suite and allows fans to watch the game from one of the best views behind home plate at the ballpark while enjoying all-inclusive premium food and beverage. The Coronado Club offers stunning views of Coronado Island and the iconic Coronado Bridge from the comfort of a private open-air club while enjoying complimentary food and non-alcoholic beverages. Guests also have a dedicated seat to watch the game from their own luxury loge box.

## SYCUAN STAGE AT GALLAGHER SQUARE

In March of 2019, the Padres unveiled the latest addition to Petco Park with the debut of the Sycuan Stage at Gallagher Square. As the premier concert venue in America's Finest City, the Sycuan Stage will host a minimum of eight national touring acts per year in partnership with Live Nation. The venue is the first amongst Major League ballparks to offer a unique outdoor setting inside of a downtown ballpark. The stage also has a state-of-the-art roof system with the capability to withstand more than 90,000 pounds of production and measures 64' x 28' x 5', allowing for a fully customizable space depending on artist requests.

## TOYOTA BEACH AND CRAFT PIER

In 2016, the Padres unveiled a two-level social space in right-center field inspired by San Diego's beach lifestyle, featuring pilings and decking constructed from environmentally friendly recycled composite wood. The lower level, the Sun Diego Beach, is utilized as a group space, and the upper level, The Craft Pier presented by Ballast Point, is a multi-use area. In total, the space accommodates nearly 600 people in a standing-room-only capacity. The space was constructed in the location previously occupied by The Beachers seating area and The Toyota Beach play area. As part of the design, the children's sand play area was preserved and relocated to a space along K Street, further removed from the playing field and safe from balls in play. Partners on this project were San Diego-based architecture firm Larimer Design and Clark Construction.

## THE BARKYARD

Unveiled in 2016, The Barkyard (presented by Petco) consists of six semi-private, premium dog-friendly box seats in Petco Park's left-center field, available for every Padres home game. Each of the six boxes in The Barkyard can accommodate up to four people and two dogs. The Barkyard features a designated entrance from K Street in the Park at the Park, a check-in area staffed by a Petco brand ambassador, and a watering station near check-in. A Padres pet concierge is on-hand to escort fans and their dogs to and from The Barkyard. Conveniently located just a short walk from the designated Pet Relief Area in the Park at the Park, The Barkyard is tailored to a dog's needs. Each box offers umbrellas to protect dogs from the sun and specially selected easy-to-clean artificial turf that does not retain heat, to ensure every pup's paws stay cool.

## ADDITIONAL FEATURES

2015's left field renovation project included the debut of several new social spaces and seating areas, including The Landing presented by Estrella Jalisco, a private 300-person group space immediately below the video board and the Down the Line Suite presented by AMR on the ground floor of the Western Metal Supply Co. Building. Also introduced in 2015 was the Hideaway (presented by Deep Eddy Vodka) down the left field line on the Terrace level.

The Omni Hotel On-Deck Suite, introduced in 2014, is an eight-person suite next to the visitor's dugout, giving fans an unprecedented view of the action...closer to the batter's box than the pitcher on the mound is. The T-Mobile Home Run Deck, created in 2013, is nestled just beyond the wall in right field and houses 56 seats. Picnic Terraces, to the left of the Batter's Eye, have tiered picnic tables and are intended primarily as a group sales area. Palm Court Plaza, with 13 palm trees and 13,588 bricks, of which 10,842 are personalized, commemorative bricks. The Omni San Diego Hotel and The Metropolitan (36 luxury condominiums on the top 11 floors of the hotel) connect to the main concourse by a pedestrian skybridge.



### ADDITIONAL FEATURES (CONT.)

The audio and video graphics to celebrate Padres players' home runs at Petco Park have a distinct military and nautical flavor. The sound of a ship's horn is an actual recording of the horn of the Navy's USS Ronald Reagan (CVN-76) nuclear aircraft carrier, which was formerly home-ported in San Diego. To accompany the horn, fireworks blast from the top of the video board during night games.


### BIGGER THAN BASEBALL

In addition to serving as the home of the Padres, Petco Park also hosts concerts, special events and other sporting events. In November 2019, it hosted the fifth annual nine-hole golf event, The Links at Petco Park, in partnership with Callaway Golf. The venue transitioned into an outdoor hoops arena in 2015 for the Bill Walton Basketball Festival, featuring a week of community events, tournaments and high school games, culminating in the SDSU vs. USD men's basketball game. In early 2020, the park welcomed monster trucks and

feature a variety of musical hitmakers from various genres along with an unrivaled level of entertainment throughout the weekend. KAABOO San Diego will utilize various areas inside of, and surrounding the perimeter of, Petco Park, including the playing field, Sycuan Stage at Gallagher Square, Lexus Premier Lot and the Tailgate Lot. For more information, visit [www.kaaboosd.com](http://www.kaaboosd.com).

### ARCHITECTURAL FEATURES

Seating bowl "fractured" by first base and third base Towers housing vertical light standards and other elements to create distinctive "seating neighborhoods." First base and third base Garden Buildings house concession areas, premium seating club membership lounges, offices, restrooms and other programming elements usually housed inside a ballpark. Spacious concourses and terraces afford outstanding views of San Diego Bay, Coronado Bay Bridge, downtown skyline, Pacific sunsets, glimpses of Balboa Park and mountains to the east.



dirt bikes back, as host of Monster Jam and Monster Energy Supercross. The inaugural World Baseball Classic semi-finals and final were played at Petco Park in 2006, with the site playing host to second-round games in 2009 and 2017. Petco Park has hosted the 2014 Davis Cup, the USA SEVENS Rugby tournament and international soccer matches including the Tijuana Xolos. Petco Park also serves as a year-round concert venue, having hosted The Rolling Stones (Nov. 2005 & May 2015), Madonna (Nov. 2008), Taylor Swift (Aug. 2015), Billy Joel (May 2016), Metallica (Aug. 2017), The Eagles, Zac Brown Band, Journey and Def Leppard (Sept. 2018) and Sir Paul McCartney (2014, June 2019). In July of 2020, Petco Park will rock on back to back days with Def Leppard, Motley Crue, Poison and Joan Jett in concert on July 23 followed by Green Day, Fall Out Boy and Weezer on July 24.

### LANDSCAPE

The entire ballpark is designed and landscaped to resemble a garden. The landscape includes plants both inside and outside the park and vines and flowering vegetation spilling over bridges, walkways and trellises. The wall of flowing water at the Home Plate Plaza captures the spirit of San Diego's casual, coastal lifestyle. Garden Buildings feature bougainvillea and colorful planters. Jacaranda trees line the main entrance, Home Plate Plaza features coral trees at the top of the staircase and palms, and Palm Court Plaza feature signature palm trees.

Gallagher Square features a landscaped lawn, flowering trees, shrubs, gardens with perennials and annuals selected to bloom in sequence throughout the year. Plantings evoke the gardens of Balboa Park and the flower fields of Carlsbad.

The landscape and vegetation selected are "water-wise," low allergenic and environmentally responsible, requiring minimal use of pesticides and toxic chemicals.

### KAABOO SAN DIEGO

KAABOO - Southern California's largest music, comedy, art and culinary festival - will celebrate its sixth festival event by making the move downtown to America's #1 ballpark and its surrounding venues for KAABOO San Diego. The three-day event will take place on September 18-20, 2020 and

# PETCO PARK

## ENVIRONMENTAL FEATURES

An agreement with the Environmental Health Coalition comprehensively addressed issues of air and water quality, urban runoff, removal of hazardous materials, and use of pesticides and toxic chemicals in the construction and operation of the ballpark. Progressive recycling and waste management programs help make Petco Park one of the greenest ballparks in Major League Baseball.

## GOING SOLAR

Prior to the 2018 season, the Padres and Petco Park continued their efforts as industry leaders in energy sustainability with the installation of a 336,520-watt Sullivan Solar Power system. The project consisted of 716 high-efficiency, 470-watt solar modules and will generate 330 kilowatts of solar power, enough to power the entire Padres front office. The solar power system serves as the largest solar power system in Major League Baseball.

## CONCESSIONAIRE/FOOD SERVICE AND RETAIL PROVIDER

Delaware North Companies' Sportservice Corporation.

## PADRES '47 BRAND TEAM STORE

The Padres '47 Brand Team Store is located on the ground floor of the Western Metal Supply Co. Building, with entrances from Seventh Ave. and Palm Court Plaza.

## ENTRANCE/EXIT GATES

Home Plate Plaza at Park Blvd. and Tony Gwynn Drive

Palm Court Plaza at Gaslamp Gate, Seventh Ave. and K St.

East Village Gate at 10th Avenue and K Street

Park Boulevard Gate at 10th Avenue

Downtown Gate to Park at the Park at Eighth Ave. and J St.

Balboa Gate to Park at the Park at Ninth Avenue and J St.

## POINTS OF ENTRY: 44

**TICKET WINDOWS:** 35 total-30 open to the street and five internal

Home Plate Plaza: 17 windows, street level, shaded

Western Metal Building: nine windows, all open to street

East Village/Power Alley: six windows, four open to street, two to concourse

The Mercado: three windows, advance sales, ticket resolution, open to Main Concourse

## ACCESSIBILITY

At least 1 percent of all fixed seats are semi-ambulant, and at least 1 percent are reserved for wheelchair and companion with removable arm seats. Wheelchair and companion

seating is available in all seating categories, dispersed proportionately throughout the three seating levels, and equally distributed in areas exposed to the sun and in shade. All concession stands are accessible. All restrooms are equipped with accessible water closets. All ramps and elevators were designed to exceed federal and state requirements for people with disabilities.

## ARCHITECTS

HOK Sport+Venue+Event, Kansas City, MO, Executive Architect. (Joseph E. Spear, AIA, Senior Principal)

Antoine Predock Architect, Albuquerque, NM, Design Architect

Spurlock Poirier, San Diego, CA, Landscape Architect. (Andrew J. Spurlock, Principal)

ROMA Design Group, San Francisco, CA, Master Plan Architect, Ballpark District. (Boris Dramov, President)

Heritage Architecture & Planning, San Diego, CA, Restoration Architect (Milford Wayne Donaldson, AIA, Principal)

## DEVELOPMENT MANAGER

Hines, Houston, TX.  
(Rick Vogel, Vice President, Project Manager)

## GENERAL CONTRACTOR

San Diego Ballpark Builders – A Joint Venture of Clark Construction Group, Inc., Roel Construction Company, and Douglas E. Barnhart, Inc. (Officer In Charge: Alan Petrasek, Senior Vice President, Clark Construction. Project Executive: Jim McLamb, Vice President, Clark Construction).

**BALLPARK CONSTRUCTION COST-**\$298 million

**BALLPARK PROJECT COST-**\$474 million, including land assemblage, infrastructure work and implementation agreement obligations.

## BALLPARK DISTRICT

26 blocks bordered by Market Street to the north, Harbor Drive and Sixth Avenue to the west, 12th Ave. to the east, and Imperial Ave. to the south.

**HISTORIC RESOURCES:** In addition to the Western Metal Supply Co. Building, several other historic resources in the Ballpark District are being preserved in accordance with a 1999 Settlement Agreement between the National Trust for Historic Preservation, the Save Our Heritage Organization (SOHO), the Padres, the City of San Diego, the Centre City Development Corporation and JMI Realty. Schieffer & Sons Warehouse on J Street and Showley Brothers Candy Factory (Bumble Bee Foods), parts of Levi Wholesale Grocery Building (Kvaas Construction) and Wellman Peck Warehouse (TR Produce) on the north side of J Street are to be preserved and adaptively re-used.



*"It's going to be the color we start winning in."*

*- Padres Executive Chairman Ron Fowler*



*"It's going to be unique. They're going to know who's playing right away when they see the brown and gold." - Fernando Tatis Jr.*

#### #BrownIsBack

The Friar Faithful showed up in a big way on Saturday, November 9 at Petco Park for the unveiling of the team's new brown and gold uniforms for the 2020 season. Nearly 4,000 fans were on hand as Padres shortstop Fernando Tatis Jr., first baseman Eric Hosmer and third baseman Manny Machado modeled the new threads for the first time. The new primary home pinstriped uniform features "PADRES" across the chest in brown with a gold outline, brown and gold piping and the return of the Swingin' Friar in the form of a sleeve patch. The road uniform is brown with a gold "SAN DIEGO" across the chest along with gold piping and the Swingin' Friar patch. The road alternate features a lighter sand brown

color scheme with pinstripes and a brown with gold outlined "SAN DIEGO" across the chest. With the new road color scheme, the Padres are now the only team in Major League Baseball to not utilize any gray road uniform.

In bringing back the brown, Padres ownership made a point to seek out the feedback of their loyal fanbase and implement this change that signifies a new era in Padres baseball. The unique color scheme also sets the club apart from the rest of Major League Baseball. In addition to the three new brown and gold uniforms, the Padres also unveiled new Sunday military brown camouflage jerseys to be worn as part of their Military Salute Sunday home games.



# PETCO PARK

## PETCO PARK FIRSTS

Game	April 8, 2004 vs. SF
Attendance	41,400 (sellout)
First Pitch	7:08 pm PDT
Game Time Temperature	64 degrees
Padres Starting Lineup	3B Sean Burroughs, 2B Mark Loretta, RF Brian Giles, 1B Phil Nevin, LF Ryan Klesko, CF Jay Payton, C Ramon Hernandez, SS Khalil Greene, P David Wells
Batter	SF's 2B Ray Durham
Hit	SD's RF Brian Giles single to CF in the B-1st.
Run Scored	SD's SS Khalil Greene in B-3rd.
Singles	SD's Brian Giles in the B-1st
Double	SD's 3B Sean Burroughs in B-3rd
Triple	SD's Brian Giles in B-4th on April 11, 2004 vs. SF
Home Run	SF's CF Marquis Grissom in T-10th
Padres Home Run	SD's Mark Loretta in B-1st on April 15, 2004 vs. LAD
Stolen Base	SD's Adam Eaton and Sean Burroughs double steal in B-7th on April 13 vs. LAD
Strikeout	SD's Jay Payton in B-2nd
Error Committed	SF's Durham in B-4th on April 11, 2004
Pitch	SD's David Wells (called strike)
Winning Pitcher	SD's Eddie Oropesa
Losing Pitcher	SF's Matt Herges
Save	SD's Trevor Hoffman on April 10, 2004 vs. SF
Day Game	April 18, 2004 vs. ARI
Non-MLB Event	University of Houston vs. San Diego State University (Men's Baseball) on March 11, 2004
Concert	The Rolling Stones on November 11, 2005

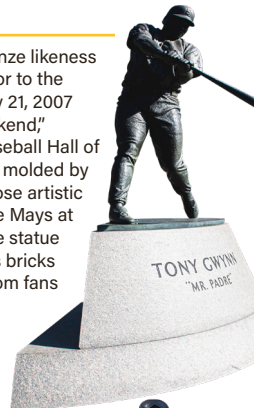
\* Firsts are from April 8, 2004 unless noted.



## PETCO PARK STATUES

### MR. PADRE

The nine-foot, 1,200-pound bronze likeness of "Mr. Padre" was unveiled prior to the Padres vs. Phillies game on July 21, 2007 as part of "Tribute to Tony Weekend," honoring the 2007 National Baseball Hall of Fame inductee. The statue was molded by sculptor William Behrends, whose artistic credits include a statue of Willie Mays at San Francisco's AT&T Park. The statue and surrounding plaza includes bricks with personalized messages from fans to Gwynn.



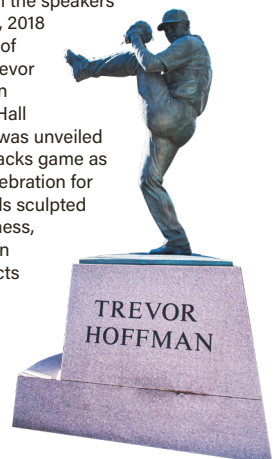
### THE COLONEL

On September 15, 2012, the Padres honored the late Jerry Coleman's 70 years in baseball and his 40 years with the Padres in a pre-game ceremony at Petco Park, during which the club unveiled a bronze statue of Coleman at the ballpark, standing at 7.5' tall, weighing 650 lbs. It depicts Coleman in the uniform he wore as a pilot in the Marine Corps. San Diego Mayor Jerry Sanders proclaimed the day "Jerry Coleman Day."



### TREVOR TIME

"Hells Bells" blared through the speakers at Petco Park on August 18, 2018 as the club celebrated one of its most iconic figures in Trevor Hoffman. After his induction into the National Baseball Hall of Fame, Hoffman's statue was unveiled prior to the Padres vs. D-Backs game as part of a weekend-long celebration for the closer. William Behrends sculpted the nine-foot, 1,000 lb. likeness, which overlooks the bullpen in left-centerfield and depicts Hoffman's signature high leg kick.





# PADRES IN THE COMMUNITY



# PADRES IN THE COMMUNITY



The San Diego Padres are committed to making a meaningful impact by supporting youth, the military, first responders and underserved communities throughout the San Diego and Baja region.

community engagement. The Padres are proud to have played a significant role in helping the organization raise more than \$13 million for collaborative, ground-breaking cancer research that will accelerate cures at San Diego's world-class cancer institutions. For information about how you can get involved, visit [www.gopedal.org](http://www.gopedal.org).



## PADRES VOLUNTEER TEAM PRESENTED BY NATIONAL UNIVERSITY

The Padres Volunteer Team presented by National University is a regional volunteer force which calls upon Padres fans to donate their time to the San Diego and Baja region's non-profits and civic organizations. The mission of the Padres Volunteer Team is to build awareness of, and inspire participation in serving the greater San Diego community. Launched in February 2015, the Padres Volunteer Team consists of more than 6,300 volunteers who have collectively given upwards of 29,000 hours to over 80 local non-profit organizations.

In 2019, the Padres Volunteer Team continued its focus on serving the Tijuana and Baja region. The Padres Volunteer Team has supported more than a dozen non-profits and dedicated more than 800 hours to San Diego's neighboring region in Mexico. For more information visit [www.padres.com/volunteer](http://www.padres.com/volunteer).

## PADRES PEDAL THE CAUSE

Padres Pedal the Cause has quickly become one of San Diego's leading cancer fundraisers and is the signature charitable event for the San Diego Padres. In 2019, Padres Pedal the Cause continued to grow its cycling and running event, raising more than \$3.1 million for translational cancer research and clinical trials. All expenses are underwritten so that 100% of the funds raised go directly to local cancer research. The Padres contribute a variety of resources to Padres Pedal the Cause, including the use of Petco Park, resulting in increases in funding, participants, volunteers and



## **STAR/PAL (SPORTS, TRAINING, ACADEMICS AND RECREATION/POLICE ATHLETIC LEAGUE)**

With the support of the Padres, STAR/PAL annually facilitates youth baseball skills clinics throughout the county in underserved areas. Padres players provide inspirational talks while volunteers from the county's law enforcement agencies serve as clinic instructors. The participants receive a positive experience with the Padres and the law enforcement community in a fun environment.

## **HONORING THOSE WHO SERVE**

Since joining Major League Baseball in 1969, the San Diego Padres have prioritized honoring and supporting San Diego's over 900,000 veterans, active duty and retired service members and their families. The Padres are widely regarded as MLB's "Team of the Military," and the club is known as the first Major League team to have a dedicated Military Affairs department. In the city with the largest military footprint in the world, the Padres are committed to ensuring that baseball in San Diego will continue to remain an affordable family venue for our entire military community. For more information about the Padres' military outreach initiatives and military ticket discounts, visit [www.padres.com/military](http://www.padres.com/military).

## **FUTURE PADRES: YOUTH BASEBALL AND SOFTBALL**

The #FuturePadres Youth Baseball and Softball Program powered by UC San Diego Health, provided more than 21,000 youth baseball and softball uniforms at no cost to their league.

With support from UC San Diego Health and US Bank, the Padres' investment in local youth baseball and softball has saved leagues over \$4 million. By providing jerseys, caps and visors, these youth leagues reallocate funds towards other areas of need such as field maintenance, landscaping equipment and concession stand improvements. In some cases, leagues have been able to significantly lower or eliminate registration fees, creating an opportunity for more kids to play baseball and softball.

## **PADRES BASEBALL & SOFTBALL CAMPS**

In 2016 the Padres launched a series of summer baseball camps across San Diego County for boys and girls of all skill levels, ages 4-12. Over 500 campers enjoyed the experience at the week-long camps last year. In 2020, campers can look forward to another year of exceptional instruction, competition and games, an official Padres Baseball/Softball Camp uniform, meet and greet with current or former Padres players and coaches and two tickets to a Padres game for an on-field experience at the end of the summer. For more information, visit [www.padres.com/playball](http://www.padres.com/playball).

## **RBI (REVIVING BASEBALL IN INNER CITIES)**

The Padres are proud to provide free baseball and softball opportunities to more than 1,300 underserved youth through the RBI program. The RBI program engages kids ages 5 to 18 in a program designed to teach life lessons and build self-esteem through both baseball and softball. The Padres host Jr. RBI and RBI through relationships with military and community organizations throughout the region, including the only RBI site on a local military installation. For more information, visit [www.padres.com/playball](http://www.padres.com/playball).



# PADRES IN THE COMMUNITY

## MILITARY SUNDAYS

The Padres dedicate every Sunday home game at Petco Park as a "Military Salute," honoring and thanking our military, veterans, their families and the non-profit organizations who support them. This year, 13 Military Appreciation Sundays begin with "Military Opening Day" on March 29, celebrating San Diego's extensive military community that includes many of our hometown heroes. Each Military Sunday has a related theme and serves as an opportunity to recognize our local military community that comprises over 30 percent of the San Diego population. During the 2020 season, in addition to welcoming the USS Abraham Lincoln to its new home port of San Diego, the club will celebrate all 5 branches of the Armed Services, Veterans, Prisoners of War and Missing in Action, the 75th Anniversary of the end of WWII and Military Families. Every Sunday will also feature the Padres wearing a version of their camouflage jerseys.



## REENLISTMENTS & PROMOTIONS

The Padres are proud to host service members who choose to reenlist and continue to serve our country. Formal reenlistment and promotion ceremonies can be held on the field at Petco Park prior to a home game—another small way in which the Padres thank our service members and their families for their continued dedication to our nation.

## PADRES SUPPORT FOR FIRST RESPONDERS

The Padres are proud to support and recognize the outstanding contributions made by San Diego's First Responder community, including San Diego County's many police officers, firefighters, Sheriff's deputies, Custom and Border Protection officers and agents, and many others. This multifaceted program includes special pre-game ceremonies, in-game recognition, ticket donations, financial support, as well as an annual Recruitment/Job Fair for all agencies. The Padres and their sponsors also support and raise awareness for the non-profit organizations dedicated to helping those who serve and protect San Diego County on a daily basis. For more information, visit [www.padres.com/firstresponder](http://www.padres.com/firstresponder).

## QUE PADRE ("HOW COOL")

During the year, the Padres will showcase Baja California and Hispanic culture and traditions at Petco Park with food, drinks, exhibitions, performances, recognitions and many other fun activities for all to enjoy. Hispanic Heritage Weekend will take place from September 25-27, 2020 with activations and events planned throughout the weekend.



## MARINE RECRUIT SUNDAYS

The Padres continue their long-standing tradition of hosting recruits from the Marine Corps Recruit Depot at Sunday home games prior to their graduation from boot camp. These visits are significant because they represent the first time the recruits are permitted to attend a social event away from their rigorous training schedule and wear their USMC uniforms in public.

## FREEDOM RESERVE SECTION BY BUDWEISER

In 2018, the Padres created the Freedom Reserve Section at Petco Park in order to provide an affordable ticket option for active duty service members and their families. Included in this special offer is access to a suite provided by the Padres in partnership with USO San Diego that includes information on all services USO locations provide to our military community. Tickets are available for \$5 for Monday through Thursday games and \$10 for Friday through Sunday games.



## **PADRES "ESTRELLAS" PRESENTED BY ARCO**

The Padres, in partnership with local school districts and non-profits, recognize and celebrate students who go above and beyond in the areas of civic leadership, academic excellence and improvement. Once a month, the Padres Estrellas will be hosted by the team to watch batting practice, meet Padres players and be recognized during a pre-game ceremony.



## **COMUNIDAD AWARDS**

For the ninth consecutive year, the Padres will be presenting the Hispanic Heritage Comunidad Awards. The awards honor community leaders or organizations that have made significant contributions to the region's Hispanic community within the Padres Foundation's four focus areas: LIVE (health & mentorship), LEARN (education), PLAY (recreation) and SERVE (volunteerism, military and first responders). One nominee will be selected from each category by the Padres Hispanic Community Advisory Council. The Padres will donate \$2,500 to each of the four non-profits chosen by the Comunidad winners during a pre-game ceremony on September 26, 2020.

## **CROSS BORDER PARTNERSHIP**

The Padres will continue to partner with Tijuana non-profit organizations through appearances by players, the Swingin' Friar and Pad Squad, support from the Padres Volunteer Team (Equipo de Voluntarios Padres) and donations to different organizations. Tijuana community partners include local Boys and Girls Clubs, youth baseball and softball leagues, the local sports institute IMDET (Instituto Municipal del Deporte en Tijuana), Fundación Castro Limon, Fundación Teletón, Patronato del Hospital General de Tijuana, Hospital Infantil de las Californias, local food bank Banati and others.

The Padres host an annual baseball and softball clinic and deliver Padres branded jerseys and hats in Tijuana for over 200 boys and girls in partnership with IMDET (Tijuana's Sports Institute). In 2020, the Padres will continue to host clinics in support of youth baseball and softball in the region. For more information, visit [www.padresbeisbol.com](http://www.padresbeisbol.com).

## **CHARITY TICKET PROGRAM**

The Padres Charity Ticket Program provides complimentary tickets to non-profit organizations with a primary focus on disadvantaged youth who otherwise would not be able to attend a baseball game. Every season, the Padres team up with Major League Baseball's "Commissioner's Community Initiative" and "Players Give Back" to donate complimentary tickets to deserving nonprofit organizations. The Padres are proud to work with Tickets for Kids to assist with the distribution of our charity tickets. For more information, visit <https://www.mlb.com/padres/community/padres-foundation>.

## **PADRES FAMILY ASSOCIATION**

In order to inspire team fellowship and further expand the philanthropic efforts of Padre players' and coaches' wives and significant others, Alexis Fowler (wife of Executive Chairman Ron Fowler) formed the Padres Family Association. Each season, in partnership with the Padres Foundation, the Padres Family Association participates in activities that raise funds and awareness for community groups throughout San Diego. Under the leadership of Alexis and other wives, the group has contributed to organizations such as the San Diego Ronald McDonald House, which provides temporary housing for families with children being treated at Rady Children's Hospital.

The group's activities include the Players Favorite Things Basket fundraiser, which involves donating, assembling and auctioning gift baskets to fans. The baskets consist of Padres players' and coaches' favorite items, ranging from signed memorabilia to food items and gift certificates. Members of the Padres Family Association volunteer at Feeding San Diego, assist with the Padres Mystery Ball fundraiser, participate in the annual Celebration of Champions for Rady Children's Hospital and host the Padres Back-to-School shopping event for under-privileged children.

# PADRES IN THE COMMUNITY



## COMMUNITY APPEARANCES


Padres players and alumni make hundreds of appearances in the San Diego and Baja Community in support of club initiatives and local non-profits. These appearances give fans a chance to connect with players and alumni and tighten the bond between the Padres and their community. Appearances include the Padres Holiday Giving initiative, the annual Padres Thanksgiving Turkey Distribution, the Celebration of Champions and Shoot to Cure HD. During the season, Padres players visit with members of the Armed Forces both at Petco Park and on military bases, ships and hospitals located throughout San Diego County.

## PADRES FANTASY CAMP

Returning in 2019 was the Padres Fantasy Camp, a week-long experience at the Peoria Sports Complex in Peoria, AZ. Campers spent the week getting the full big-league Spring Training experience while receiving instruction on the fundamentals of hitting, fielding, pitching and baserunning from notable Padres alumni and coaches. As part of this once-in-a-lifetime opportunity, each participant began their day by putting on their own authentic Padres uniform in the Padres clubhouse and ended the day sharing stories at the local watering hole with Padre greats. Proceeds from the Fantasy Camp benefit the Padres Foundation. For more information on the experience and next year's camp, visit [www.padres.com/fantasycamp](http://www.padres.com/fantasycamp).

## PADRES FOUNDATION

The Padres Foundation, a 501(c)(3), compliments the club's outreach initiatives in the areas of Live, Learn, Play and Serve. The Foundation raises funds through a number of programs in which fans can participate including the 50/50 Raffle, the annual Garage Sale, Shirts Off Their Backs, the Mystery Ball fundraiser and many others.



## PADRES FOUNDATION 50/50 RAFFLE

During all Padres home games, fans can purchase 50/50 raffle tickets for a chance to win 50% of the raffle jackpot. Net proceeds support various Padres Foundation community initiatives. Tickets may be purchased at raffle kiosks located on each level of Petco Park or from roaming raffle sales representatives. Raffle tickets are on sale from the time gates open until the end of the sixth inning. Participants must be at least 18 years old to play.

# MEDIA



# PADRES COMMUNICATIONS



**Wayne Partello**  
Senior Vice President,  
Chief Marketing Officer



**Craig Hughner**  
Director,  
Communications




**Danny Sanchez**  
Senior Manager, Business  
Communications and  
Spanish Media Relations



**Darren Feeney**  
Senior Manager,  
Media Relations



**JP Nolan**  
Manager,  
Media Relations



**Vanessa Dominguez**  
Manager, Business  
Communications & Publicity

## MEDIA GUIDELINES

**CREDENTIALS** Media credentials are only issued to working members of the media and are non-transferable. The Padres will issue full-season credentials to those media members who will cover the club on a regular basis throughout the season. Credentials will be issued on a game-by-game basis to members of the media who expect to cover the team periodically throughout the season. Credentials provide access to areas of Petco Park as designated on each individual credential. Any unauthorized use of a credential shall result in confiscation of the credential and ejection from Petco Park.

**HOW TO APPLY** Credential requests can be made online at <https://credentials.mlb.com> no later than 24 hours before the requested date. All questions and inquiries regarding credentials should be directed to the Padres Communications office at [credential@padres.com](mailto:credential@padres.com).

**CREDENTIAL PICK UP LOCATION** Beginning four hours before game time, credentials may be picked up at the Media Window (window to the far left when facing the box office) within at the Media/VIP Entrance. The entrance is near the intersection of Park Blvd. and Imperial Ave.

**PARKING** Media parking is available on a limited basis in the Lexus Premier surface lot and MTS Garage on the corner of Park Boulevard and Imperial Avenue, conveniently located near the VIP/Media Gate. Please contact the Padres Communications Department to request parking passes that provide complimentary admission to a parking lot.

**CLUBHOUSE ACCESS** The Padres clubhouse opens only to media with approved credentials. The clubhouse will be open for a period of at least 50 minutes before each game, typically around 3.5 hours before game time, but it's often earlier on days with early batting practice. Please check with the Padres Communications department for timing, which will be posted on Twitter @PadresPR. The clubhouse will always close once the team takes the field for batting practice. No still photographers will be granted pre-game clubhouse access. While clubhouses are closed, approved media may access the field and dugouts through the tunnel located alongside the press elevator behind homeplate. Following all games, the clubhouse opens no later than 10 minutes after the final out.

The Padres clubhouse is located on the first base side and the visitor's clubhouse on the third base side, and access to the visiting clubhouse shall be regulated by the visiting team's PR representative. The Padres clubhouse may be closed at any time at the discretion of the manager or a club Communications representative.

All non-BBWA credential holders must sign in before entering the clubhouse. As per Major League Baseball guidelines, the umpires' dressing room is off limits to the media.

**FIELD ACCESS** Members of the media whose credentials provide for field access are asked to be respectful of players and coaches who are preparing for a game, and, for their own safety, to remain in foul territory, between first and third base at all times. Members of the media are asked to refrain from conducting interviews during stretch and batting practice. No one under the age of 18 is permitted on the field.

**PRESS BOX** The Petco Park press box is located on the Terrace Club Level. To access the press box from the service level, please take the press elevator to the Terrace Club Level. Press box seating is only available to accredited members of the working media on assignment. Credentialed members of the media without an assigned press box seat may sit at any unassigned location in the top row of the press box. The Padres ask for the cooperation of the media in maintaining a professional working environment. Cheering, rooting or clapping of any kind for either team in the press box shall result in credential revocation and ejection from the ballpark.

**GAME INFORMATION** Statistics and game notes for both clubs are made available in the press box and on [padrespressbox.com](http://padrespressbox.com) at least two hours prior to game time. Starting lineups are distributed as soon as they are available from both teams. Following the game, post-game notes, official box-scores, play-by-play reports and updated statistics will be made available approximately 10 minutes after the final out.

**WIRELESS INTERNET** Complimentary Wireless Internet access is available in the press box. Please contact the Communications Department for Network and Password details.

**INTERVIEW REQUESTS** Requests to interview Padres players or coaches should be made at least one day in advance through the Padres Communications Department

**AUTOGRAPHS/PHOTOS PROHIBITED** At all times, all credentialed members of the media are prohibited from requesting autographs, equipment or photos from a player or coach. Any violation of these guidelines will result in immediate revocation of the credential and could bar future use.

**PHONE USAGE/LIVE TRANSMISSIONS** The use of cellular phones, including text messaging, is prohibited in the dugout and in both clubhouses. Live transmissions are permitted from Petco Park by non-rightsholders prior to and after every game telecast.





## BASEBALL WRITERS ASSOCIATION OF AMERICA, SAN DIEGO CHAPTER

Name	Outlet
Scott Miller (Chairman)	Bleacher Report
Bernie Wilson (Vice Chairman)	Associated Press
John Maffei (Secretary/Treasurer)	San Diego Union Tribune
Jay Posner	San Diego Union Tribune
Kevin Acee	San Diego Union Tribune
Jeff Sanders	San Diego Union Tribune
Bryce Miller	San Diego Union Tribune
Kirk Kenney	San Diego Union Tribune
A.J. Cassavell	MLB.com
Shaun O' Neill	MLB.com
Dennis Lin	The Athletic
Kyle Glaser	Baseball America
Kazumi Gillespie	J Sports
Bill Center	At-Large

### Lifetime Members

Nick Canepa  
Gary Hyvonen  
Tom Krasovic



## BROADCAST



FOX Sports San Diego enters its ninth season as telecast partner with the San Diego Padres and will televise approximately 160 games during the 2020 regular season. **Don Orsillo** returns for television play-by-play duties, alongside former Padres starting pitcher, **Mark Grant**. Also returning to the FOX Sports San Diego team in 2020 is sideline reporter, and former big-league pitcher, **Bob Scanlan**. Originating live from Petco Park and on the road, "Padres Live" returns to provide unmatched access to the Padres. Hosted by **Mike Pomeranz**, with expert analysis from **Mark Sweeney**, the 30-minute pre-game and full post-game coverage is a true extension of the game that keeps Padres fans entertained and informed.

Live game coverage of the Padres on FOX Sports San Diego will also feature the Grass Valley Super slow-mo camera system to create opportunities for analysts to share perspective and expertise with an up-to-the-moment illustration. FOX Sports San Diego will also use FOX Vision to breakdown plays throughout the game as it provides 3D replays and virtual enhancements. Additional technological enhancements include Statcast, which provides high-speed, high-accuracy, automated tool developed to analyze player movements and Pitchcast, which tracks the speed and trajectory of pitched baseballs.

In addition to game-day coverage, FOX Sports San Diego will deliver two weekly shows including "Padres POV" every Sunday and "Inside San Diego Sports" on Tuesday nights. FOX Sports San Diego can be seen locally in San Diego on AT&T U-Verse channels 776 and 1776 (HD), COX channels 56 and 1056 (HD), DIRECTV channel 694 and Spectrum channel 322. For complete sports news, provocative opinions, telecast schedules and updated statistics, visit [www.foxsportssandiego.com](http://www.foxsportssandiego.com) and follow on Twitter: @FoxSportsSD and Instagram: @FoxSportsSD and like on Facebook: [facebook.com/foxsportssandiego.com](https://facebook.com/foxsportssandiego.com).




After switching over to the FM broadcast for the first time in the team's history in 2017 and moving up the dial to 97.3 in 2018, the San Diego Padres enter their third season on their English flagship station, The Fan, in 2020. All Padres regular season games will be broadcast live on 97.3 The Fan with **Ted Leitner** and **Jesse Agler** providing the play-by-play and color commentary. The Fan will once again be home to expanded one-hour pre- and post-game shows this season with all podcasts and digital content available at [973thefansd.com](http://973thefansd.com).



All regular-season Padres games will air live in Spanish on XEMO 860 AM, which is in its 18th season as the club's Spanish flagship station. **Eduardo Ortega** returns for his 34th season calling Padres games and will be joined again by **Carlos Hernandez**, who returns for his eighth season, to provide the play-by-play and color commentary. **Pedro Gutierrez** returns as the host of Spanish pre- and post-game shows in 2020.

# PADRES BROADCASTERS



## TED LEITNER

2020 marks Ted Leitner's 41st season behind the microphone for "My Padres." Now in his 43rd year broadcasting in San Diego, Leitner recently completed his 25th year as the voice of San Diego State University Aztecs football and basketball. Leitner spent 25 years (1978-2002) as sports anchor for KFMB-TV (CBS 8) in San Diego.

Leitner's previous play-by-play credits include the National Football League's San Diego Chargers and Philadelphia Eagles, the National Basketball Association's San Diego Clippers, the University of Oklahoma and the University of Connecticut.

Leitner studied TV and radio broadcasting at Oklahoma State University and earned his Master's degree in Radio/Television/Film from the University of Oklahoma in Norman. A fixture in the San Diego community, he has served as master of ceremonies at dozens of Padres events over the years, including Opening Day ceremonies, Padres Hall of Fame induction ceremonies and 2012's Jerry

Coleman Day, honoring Coleman's 70 years in baseball. He has also served as MC for the memorials of Coleman and Mr. Padre, Tony Gwynn. Leitner has six sons: twins Nicholas and Ryan, Mark, Matthew, Jordan and Teddy, a daughter, Kristin, a grandson, Adam, and three granddaughters: Scarlett, Cecily and Sofia.



## JESSE AGLER

2020 marks Jesse Agler's seventh season as a member of the Padres' broadcast team, his fifth as a primary voice for Padres radio broadcasts on the club's flagship station 97.3 The Fan. Agler also serves as the fill-in announcer on Padres telecasts on FOX Sports San Diego.

Agler joined the Padres front office in February of 2014 as a broadcaster and as director of content, a role in which he oversaw all club digital and social operations.

During the baseball offseason, Agler calls play-by-play of national radio broadcasts on Compass Media Networks for NFL, NCAA football and NCAA basketball games. Having come to San Diego by way of Miami, Agler spent four seasons as the pregame, halftime and postgame host on the Dolphins Radio Network. In 2013, he did television play-by-play for the Dolphins' preseason games on CBS-4.

Agler began his professional career in 2005. His experience includes serving as pregame, halftime and postgame radio host for the then-Florida Marlins, the Florida Panthers and the University of Miami Hurricanes' football and basketball teams. Agler has also previously been the fill-in play-by-play announcer for the Marlins.

A graduate of the University of Miami, Agler's first job out of college was calling baseball games for the Elkhart (KS) Dusters of the Jayhawk League. Agler and his wife, Tovah, reside in San Marcos with their son, Jonah.



## DON ORSILLO

Don Orsillo made his debut as a member of the Padres' broadcast team in 2016, calling games for both television and radio broadcasts. After assuming the full-time television play-by-play duties in 2017, Orsillo returns in 2020 for his fifth season in San Diego.

In addition to his work for the Padres, Orsillo also calls nationally broadcasted MLB games for FOX, FS1 and TBS during the regular season. Orsillo came to San Diego from Boston, where he spent 15 seasons with NESN as the primary play-by-play announcer for the Red Sox. While at NESN, he also hosted the weekly Red Sox Report, as well as the offseason weekly program Hot Stove Live.

In addition to his postseason experience with the Red Sox, Orsillo has called eight MLB post seasons as a broadcaster for TBS. His postseason work includes the National and American League Divisional Series from 2007 to 2013 and again during 2018. Orsillo's broadcasting repertoire also includes college basketball and hockey, having called both Boston College basketball games and

Hockey East matches on NESN, as well as Providence College basketball games on the Big East Network/ESPN PLUS.

Orsillo's numerous accolades include three Emmy Awards for outstanding play-by-play (2003 and 2004 with Boston and his first with the Padres in 2018) and two New England Sports Best Play-by-Play awards (2014 and 2015). He was named Massachusetts Broadcaster of the year twice in 2005 and 2015. Through his role with the Red Sox, Orsillo has appeared in a number of motion pictures, including 2013's *The Heat*, 2010's *The Town* and 2005's *Fever Pitch*.

A graduate of Northeastern University, Orsillo began his broadcasting career in minor league baseball, calling games for the Pittsfield Mets (1991-92), Binghamton Mets (1993-95), and Pawtucket Red Sox (1996-2000). He also has previously called minor league hockey games for the American Hockey League (Springfield Indians/Falcons 1991-96).

Orsillo has two daughters: Sydney, 20, and Madison, 17. He and his wife Kathy reside in Coronado.



## MARK GRANT

Mark Grant returns to FOX Sports San Diego in 2020 for his 25th anniversary season as color analyst for Padres television broadcasts.

No stranger to San Diego baseball, Grant pitched for the Padres from 1987-90. Originally selected by the San Francisco Giants with the 10th pick in the first round of the 1981 Draft out of Joliet (IL) Catholic High School, he played parts of eight Major League seasons with San Francisco, San Diego, Atlanta, Seattle, Houston and Colorado. Grant went 22-32 with eight saves and a 4.31 ERA in 233 games (58 starts). He recorded a career-high eight wins and posted a 3.33 ERA for the Padres in 1989.

Grant began his broadcasting career at KFMB Radio in 1994 as a sports anchor and talk show host. After retiring from baseball in 1995, he provided analysis of Prime Sports' Padres broadcasts in 1996, then joined Channel 4 San Diego upon its inception in 1997. In 2012, he was part of the on-air team

that helped launch the new regional sports network FOX Sports San Diego.

Grant is active in the community, where he works with the Down Syndrome Association of San Diego and has been associated with the Cystic Fibrosis Foundation of San Diego since 1987. Additionally, he serves as a spokesperson for St. Madeleine Sophie's Center in El Cajon, a vocational and educational center for developmentally disabled adults.

Grant and his wife, Mary, reside in Alpine with their daughter, Alexis, and two sons, Andrew and Aidan.



## TONY GWYNN JR.

Tony Gwynn Jr. returns for his fourth season as part of the Padres' broadcast team in 2020 after returning to San Diego prior to the 2017 season. Gwynn Jr. will once again serve as both an analyst for FOX Sports San Diego and select Padres radio broadcasts.

Son of legendary "Mr. Padre," Gwynn Jr. played for the Padres from 2009-10. Originally selected by the Milwaukee Brewers in the 2nd round of the June 2003 draft out of San Diego State, he played parts of eight Major League seasons with Milwaukee, San Diego, Los Angeles and Philadelphia. Gwynn Jr. batted a career .238 (381-for-1,600) with 48 doubles, 23 triples, seven home runs, 98 RBI and 192 runs scored in 685 games played.

Gwynn Jr. began his broadcasting career in 2016 after joining the broadcast team for the Dodgers' postgame show on AM 570 LA Sports Radio. He currently serves as co-host of "Gwynn & Chris" on 97.3 The Fan and resides in San Diego with his wife, Alyse, their son Trey, and three daughters, Makayla, Jordan and Leighton.

# PADRES BROADCASTERS



## EDUARDO ORTEGA

Eduardo Ortega, the Spanish-language voice of the Padres, will be calling Padres games for his 34th season in 2020, his 40th year anniversary in the broadcasting business. Ortega does play-by-play for both Spanish radio (XEMO) and Spanish television (FOX Deportes) broadcasts.

One of the most highly regarded Spanish-language sports broadcasters in the business, Ortega has broadcast postseason baseball since 1993 for various outlets, including CBS Hispanic Radio Network, Cadena Caracol, LBC Radio Network and ESPN Deportes radio.

He has called 20 MLB All-Star Games, 25 World Series and five no-hitters. Milestones Ortega has called include Tony Gwynn's and Ricky Henderson's 3,000th hits, Randy Johnson's 4,000th strikeout, Mark McGwire's 500th homerun, Barry Bonds' 700th and 755th home runs, Trevor Hoffman's breaking of the all-time saves record, Hoffman's 500th career save, Greg Maddux's 350th victory, both cycles in Padres history and four of San Diego's five division titles.

Ortega handled the play-by-play worldwide telecasts of the Caribbean Series for Galavisión and Fox Sports for 12 seasons and was the lead Spanish play-by-play voice for the World Baseball Classic in 2006, 2009, 2013 and 2017.

In addition to his time with the Padres, Ortega served one season (1991) as the voice of the San Francisco Giants, four years as play-by-play announcer for the Tijuana Potros of the Mexican-Pacific Winter League, two seasons broadcasting for Tijuana's team in the northern Sonora Double-A Summer League, and one year as the voice of the Cotton Growers of Torreon, in the Mexican Summer League. Since 2005, he has been the radio voice of the Mexicali Aguilas in the Liga Mexicana del Pacífico and starting in 2015, on the national cable television network Megacable. In 2019, Ortega celebrated his 20th anniversary broadcasting games on television and radio for the Liga Mexicana del Pacífico.

In 2015, Ortega was inducted into the Hispanic Heritage Baseball Museum Hall of Fame. Prior to that, in 2012, he was inducted into the Tijuana Sports Hall of Fame. He also was honored in 2004 by the Tijuana sports media with a Career Achievement Award, and the Mexican Federation of Sportscasters celebrated his 25th anniversary in broadcasting and his multiple contributions to the industry.

In addition, Ortega was named Sportscaster of the Year by the Sportswriters Association of Tijuana in 1997, Sports Ambassador of Tijuana by the city's mayor in 1998, the Broadcasting Award by ACDN (National Sports Writers of Nicaragua) in 2012 and more recently, the 2017 Abelardo Raidi Career Achievement Award, named after the pioneer and founder of AIPS American, a worldwide sports media organization.

Upon visiting Mexico City for MLB's Mexico Series in April of 2020, Estadio Alfredo Harp Helú will serve as the 51st venue from which Ortega has broadcast official Padres games. Including Spring Training and other exhibition games, Ortega has called Padres games from 73 different venues.

Ortega is a Tijuana native and a long-time San Diego resident.



## CARLOS HERNANDEZ

In 2020, Carlos Hernandez enters his ninth season as the main Padres color analyst on FOX Deportes, following a Major League playing career that spanned 11 seasons with the Los Angeles Dodgers (1990-96), San Diego Padres (1997-2000) and St. Louis Cardinals (2000).

Signed by the Dodgers as a free agent in 1984, Hernandez became the second Venezuelan catcher in MLB history, following Bo Díaz. He made his Major League debut in 1990 with the Los Angeles Dodgers. A highly skilled defensive player, he spent his Dodgers career (1990-96) mainly as a back-up catcher to Mike Scioscia and Mike Piazza, appearing in 230 games, with 133 starts. He signed with the Padres as a free agent and in his first full season as a regular catch for the organization, Hernandez batted .262 with 9 home runs and 52 RBI in 129 games played.

Hernandez finished his career batting .253 (315-1244) with 24 home runs, 141 RBI, 102 runs, 51 doubles, one triple and one stolen base in 488 games played. In 22 postseason games, he hit .299

(20-67) with one home run and two RBI.

In 2004, Hernandez led the Toros de Tijuana to the playoffs as manager of the Mexican Summer League team. Hernandez returned to the Padres organization in 2005, serving as the club's catching coordinator until 2007. He served as manager of the prestigious Leones del Caracas Venezuelan Winter League club from 2006-08 and was the catching coordinator for the Arizona Diamondbacks from 2010-13.



## PEDRO GUTIÉRREZ

Pedro Gutiérrez enters his seventh season as a Spanish Broadcaster for the Padres in 2020. Gutiérrez hosts the Padres' Spanish pregame and postgame show for the entire 162 game schedule, as well as handles fill-in play-by-play duties on both Spanish radio (XEMO) and Spanish television (FOX Deportes) broadcasts.

During his career, Gutiérrez has spent seven seasons in the Mexican Winter League, where he has called three Championship Series and playoff games during six seasons while doing play-by-play for Megacable, the largest cable network provider in the country. He worked for the Aguilas de Mexicali for five seasons before working with the Charros de Jalisco the past two years. Previously, he served as producer for the Padres Spanish radio broadcasts from 2006 to 2012.

Prior to joining the Padres, Gutiérrez served for two years as the director of media relations for the Mexican Pacific League, coordinating all aspects of the league's communication platforms. In his two years there, he was part of two Caribbean Series championships won by Mexico's representing team.

Gutiérrez and his wife Ericka reside in Tijuana with their daughter, Natalia, and are expecting a baby boy in early 2020.

# NOTES

---

A series of horizontal dashed lines for writing notes.



## NOTES

---

A series of horizontal dashed lines for writing notes.

# NOTES

---

A series of horizontal dashed lines for writing notes.





## NOTES

---

A series of horizontal dashed lines for writing notes, spanning the width of the page below the 'NOTES' header.

# PETCO PARK SEATING CHART

## NOTES

---

A series of horizontal dashed lines for taking notes.



**petco**  
**park**



**SEATING LOCATIONS**

FIELD LEVEL	TERRACE LEVEL	LEFT FIELD	RIGHT FIELD	UPPER LEVEL
Field VIP	Terrace VIP	Left Field Lower Box	Right Field Lower Box	Upper Box Infield
Compass Premier Club	Terrace Infield	Left Field Reserved	Right Field Lower Reserved	Upper Box Reserved
Field Infield	Terrace Reserved		Right Field Upper	Upper
Field Plaza	Terrace Pavilion			ADA Seating
Field Box				
Field Reserved				
Field Pavilion				



# 2020 SCHEDULE

MARCH/APRIL						
SUN	MON	TUE	WED	THU	FRI	SAT
	22	23	24	25	26	28
				1:10PM COL	7:10PM COL	5:40PM COL
29	30	31	1	2	3	4
1:10PM COL	7:10PM ATL	7:10PM ATL	12:40PM ATL		1:10PM COL	5:10PM COL
5	6	7	8	9	10	11
12:10PM COL	4:20PM ATL	4:20PM ATL	9:20AM ATL		7:10PM SF	5:40PM SF
12	13	14	15	16	17	18
1:10PM SF		7:10PM COL	7:10PM COL	12:40PM COL		4:10PM ARI
19	20	21	22	23	24	25
1:10PM ARI		4:40PM CHC	4:40PM CHC	11:20AM CHC	6:10PM DET	10:10AM DET

JULY						
SUN	MON	TUE	WED	THU	FRI	SAT
			4:05PM PHI	9:05AM PHI	4:10PM NYM	10:10PM NYM
5	6	7	8	9	10	11
10:10AM NYM	10:10AM NYM	7:10PM LAD	7:10PM LAD	6:10PM LAD	7:45PM SF	6:05PM SF
12	13	14	15	16	17	18
1:05PM SF	HRD	ASG				7:10PM MIL
19	20	21	22	23	24	25
1:10PM MIL		4:05PM PIT	4:05PM PIT	9:35AM PIT	5:05PM KC	4:05PM KC
26	27	28	29	30	31	1
1:05PM KC	7:10PM PIT	7:10PM PIT	12:40PM PIT	7:10PM PHI	7:10PM PHI	5:40PM PHI

MAY						
SUN	MON	TUE	WED	THU	FRI	SAT
	26	27	28	29	30	1
	10:10AM DET	7:10PM STL	7:10PM STL	12:40PM STL	7:10PM LAD	5:40PM LAD
3	4	5	6	7	8	9
1:10PM LAD	4:45PM STL	4:45PM STL	10:15AM STL	7:10PM LAD	6:10PM LAD	
10	11	12	13	14	15	16
1:10PM LAD	7:10PM CWS	7:10PM CWS	12:40PM CWS	7:10PM CHC	7:10PM CHC	5:40PM CHC
17	18	19	20	21	22	23
1:10PM CHC		3:40PM MIA	3:40PM MIA	9:10AM MIA	4:10PM CIN	1:10PM CIN
24	25	26	27	28	29	30
10:10AM CIN	11:10AM CIN	7:10PM ARI	7:10PM ARI	6:10PM ARI	7:10PM MIA	5:40PM MIA

AUGUST						
SUN	MON	TUE	WED	THU	FRI	SAT
	2	3	4	5	6	7
	1:10PM PHI	7:10PM LAD	7:10PM LAD	7:10PM LAD		7:10PM COL
9	10	11	12	13	14	15
1:10PM COL		4:10PM CLE	10:10AM CLE	2:05PM WSH	4:05PM WSH	4:05PM WSH
16	17	18	19	20	21	22
10:35PM WSH		7:10PM SF	6:10PM SF		7:10PM WSH	5:40PM WSH
23	24	25	26	27	28	29
1:10PM WSH	6:45PM SF	6:45PM SF	6:45PM SF	7:10PM LAD	7:10PM LAD	6:10PM LAD
30	31					
1:10PM LAD						

JUNE						
SUN	MON	TUE	WED	THU	FRI	SAT
	31	1	2	3	4	5
	3:10PM MIA	6:45PM SF	6:45PM SF	12:45PM SF	6:40PM ARI	1:10PM ARI
7	8	9	10	11	12	13
1:10PM ARI		4:40PM MIL	4:40PM MIL	1:10PM MIL	7:10PM ARI	7:10PM ARI
14	15	16	17	18	19	20
1:10PM ARI		7:10PM CIN	7:10PM CIN	12:40PM CIN	5:40PM COL	12:10PM COL
21	22	23	24	25	26	27
12:10PM COL		7:10PM CLE	12:40PM CLE		7:10PM NYM	7:10PM NYM
28	29	30				
1:10PM NYM		4:05PM PHI				

SEPTEMBER						
SUN	MON	TUE	WED	THU	FRI	SAT
		7:10PM SEA	6:10PM SEA	7:10PM SF	7:10PM SF	5:40PM SF
6	7	8	9	10	11	12
1:10PM SF	12:40PM ARI	7:10PM ARI	7:10PM ARI	12:40PM ARI	5:40PM COL	5:10PM COL
13	14	15	16	17	18	19
12:10PM COL	7:10PM SEA	7:10PM SEA		6:40PM ARI	6:40PM ARI	5:10PM ARI
20	21	22	23	24	25	26
1:10PM ARI		7:10PM MIN	7:10PM MIN	12:40PM MIN	7:10PM LAD	5:40PM LAD
27	28	29	30			
12:10PM LAD						

HOME
  AWAY
  MEXICO CITY

All times listed are Pacific time. All elements of this schedule are subject to change.

619.795.5555
PADRES.COM
PADRESBEISBOL.COM

