

2021 OAKLAND A'S



SEASON IN REVIEW

**RIGHT-HANDED PITCHER****Height/Weight:** 6-7 / 240**Bats/Throws:** Right / Right**Birthdate:** March 6, 1994**End of Season Age:** 27**Birthplace/Resides:** Villa Los Almácigos, Dominican Republic / Villa Los Almácigos, Dominican Republic**Major League Service:** 33 days**Obtained:** Signed to a minor league contract, November 12, 2020**Contract Status:** First year of a one-year contract through 2021
 [Updated Stats](#)
2021 HIGHLIGHTS

- Made his Major League debut and compiled a 3.27 ERA and .225 opponents batting average in 10 relief appearances over two stints with the A's...walked four batters for a .295 on-base percentage and yielded three home runs for a .475 slugging percentage (.770 OPS).
- Had a 9.00 ERA and 1.231 opponents OPS in three appearances during his first stint from June 21 to July 2...returned on Sept. 14 and posted a 1.13 ERA and .554 OPS over his final seven games.
- His opponents batting average broke down to .200 (3-for-15) with a .561 OPS against left-handed hitters compared to .240 (6-for-25) with a .796 OPS against right-handers...yielded all three of his home runs to righties.
- Opponents were 0-for-7 with runners in scoring position...had a .077 opponents average and allowed two of his three home runs with the bases empty, a .296 average with runners on base.
- First batters faced were 3-for-9 (.333) with a walk...did not inherit any runners.
- Spent the balance of the season with Triple-A Las Vegas where he was 2-0 with nine saves, a 2.48 ERA and .186 opponent batting average in 30 relief appearances...the nine saves were the first of his professional career and tied for fifth most in the Triple-A West.
- Struck out 53 batters and walked just six in 32.2 innings...averaged 14.60 strikeouts and 1.65 walks per nine innings and had a strikeout-to-walk ratio of 8.83.
- Based on a minimum of 30 innings pitched, he had the lowest opponents on-base percentage among Triple-A West relievers (.230) and the third lowest ERA (2.48).
- Converted 9-of-11 (81.8%) save opportunities...allowed 3-of-10 (30.0%) inherited runners to score and first batters faced were 4-for-29 (.138) with a hit by pitch (.167 on-base percentage).
- His opponents batting average broke down to .180 (9-for-50) with a .616 OPS against right-handed hitters compared to .191 (13-for-68) with a .564 OPS against left-handers.
- Allowed a .148 batting average with runners in scoring position.
- Did not allow an earned run in 16 home games (2 r in 17.2 ip) and had a .391 opponents OPS... had a 5.40 ERA and .804 OPS in 14 games on the road.
- Did not allow a run in eight day games (10.0 ip) nor eight games against the Triple-A East (8.1 p).
- Yielded a .077 batting average against the number three hitter and .079 with two strikes.
- Tossed at least 1.0 inning in 28 of his 30 appearances

LIFETIME PITCHING RECORD

Year	Club	W	L	ERA	G	GS	CG	SHO	SV	IP	H	R	ER	HR	HB	BB	IBB	SO	WP	BK
2013	DSL Yankees 1	1	2	2.63	11	10	0	0	0	41.0	42	20	12	0	2	11	0	43	7	0
	GCL Yankees 2	0	1	4.11	5	5	0	0	0	15.1	16	8	7	0	1	6	0	21	2	0
2014	Charleston	0	0	5.40	1	1	0	0	0	1.2	2	1	1	0	0	1	0	1	1	0
	Staten Island	3	0	1.69	11	11	0	0	0	48.0	37	15	9	2	1	15	0	53	3	1
2016	Charleston	3	1	1.90	8	8	0	0	0	42.2	34	13	9	1	1	7	0	48	1	0
	Tampa	2	3	3.22	10	10	1	1	0	50.1	49	19	18	3	2	15	0	54	1	2
2017	Tampa	0	4	4.57	7	7	0	0	0	41.1	49	29	21	5	2	9	0	52	0	1
	Trenton	5	1	2.38	14	14	1	0	0	79.1	65	23	21	8	2	17	0	82	1	1
	Scranton/WB	1	1	4.38	2	2	0	0	0	12.1	12	6	6	0	0	8	0	8	0	2
2018	Trenton	3	3	2.92	14	10	0	0	0	64.2	51	24	21	3	0	20	0	52	1	1
	Staten Island	0	0	3.86	2	2	0	0	0	4.2	5	2	2	0	0	1	0	3	0	0
2019	Trenton	7	1	3.86	22	0	0	0	0	35.0	23	17	15	7	0	10	0	33	2	0
	Scranton/WB	1	0	5.40	10	0	0	0	0	16.2	19	10	10	4	1	4	0	21	2	0
2020		(Minor League Season Canceled — Did Not Pitch)																		
2021	Las Vegas	2	0	2.48	30	0	0	0	9	32.2	22	12	9	3	1	6	0	53	5	0
	OAKLAND	0	0	3.27	10	0	0	0	0	11.0	9	4	4	3	0	4	0	9	0	0
Major League Totals		0	0	3.27	10	0	0	0	0	11.0	9	4	4	3	0	4	0	9	0	0
Minor League Totals		28	17	2.98	147	80	2	1	9	485.2	426	199	161	36	13	130	1	524	26	8

CAREER TRANSACTIONS

2012 — Signed by the New York Yankees as a non-drafted free agent, October 17. **2019** — Released, August 23; re-signed by New York, August 26. **2020** — Elected free agency, November 1; signed by the Oakland Athletics to a minor league contract, November 12.

ACEVEDO'S CAREER BESTS

Low Hit Complete Game: None
Innings Pitched: 2.0, September 20, 2021 vs. Seattle
Strikeouts: 3, September 24, 2021 vs. Houston
Pitches: 34, September 24, 2021 vs. Houston
Longest Winning Streak: None
Longest Losing Streak: None
Longest Scoreless Streak: 7.0, September 14 to October 2, 2021

**CATCHER****Height/Weight:** 6-2 / 219**Bats/Throws:** Left / Right**Birthdate:** January 16, 1994**End of Season Age:** 27**Birthplace/Resides:** St. Louis, Missouri / Montverde, Florida**Major League Service:** 1 year, 17 days**Obtained:** Acquired from the San Diego Padres with Buddy Reed for Jurickson Profar, December 2, 2019**Contract Status:** First year of a one-year contract through 2021
 [Updated Stats](#)
2021 HIGHLIGHTS

- Went 2-for-8 (.250) with a home run and RBI in four games over two stints with the A's.
- Was recalled for the first time May 4 and went 1-for-6 in two starts at catcher before he was optioned back to Triple-A Las Vegas May 12...returned on Sept. 1 and went 1-for-2 in two pinch hitting appearances before he was optioned on Sept. 10.
- Opponents were 2-for-4 in stolen base attempts with him behind the plate.
- Spent the balance of the season with Las Vegas where he hit .317 with 20 home runs and 53 RBI in 72 games...has now hit at least 20 home runs in each of his last four seasons in the minors.
- Had a career-low 13 walks.
- Batted .347 (25-for-72) with a .954 OPS against left-handed pitchers, .306 (64-for-209) with a .928 OPS against right-handers.
- Had a .328 average with runners in scoring position...hit 13 of his 20 home runs with runners on base...more than half of his minor league home runs have come with men on (49-of-95, 51.6%).
- Had a .325 batting average with nine home runs and 29 RBI at home, .307 with 11 home runs and 24 RBI on the road.
- Batted .429 in the first inning, .405 in the second inning and .424 with six home runs in the seventh inning.
- Had a .488 batting average and 1.512 OPS when putting the first pitch in play.
- Started 44 games at catcher, 23 at designated hitter and one at first base...committed just one error in 46 games behind the plate (.998 fielding percentage)...opponents were 24-for-30 (80.0%) in stolen base attempts with him catching.
- Hit .288 with 16 of his 20 home runs as a catcher but had a .361 batting average as the designated hitter...was also 1-for-3 (.333) as a pinch hitter.
- Saw his most action with 35 games batting fifth.

LIFETIME PLAYING RECORD

Year	Club	AVG.	G	AB	R	H	2B	3B	HR	RBI	SH	SF	HP	BB	SO	SB	CS	OBP	SLG	E
2015	Tri-City	.240	53	196	23	47	10	1	2	34	0	3	2	21	38	1	2	.315	.332	5
2016	Fort Wayne	.320	109	409	52	131	22	0	7	61	0	10	5	29	69	0	0	.364	.425	0
	San Antonio	.273	3	11	1	3	0	0	1	1	0	0	0	0	0	0	0	.273	.545	7
2017	Lake Elsinore	.283	121	463	71	131	31	1	22	81	0	2	7	44	109	0	1	.353	.497	9
2018	San Antonio	.290	119	451	59	131	31	0	22	56	0	3	7	37	97	0	3	.351	.506	8
2019	El Paso	.330	67	270	52	89	27	0	21	67	0	4	2	22	56	0	0	.379	.663	3
	SAN DIEGO	.215	34	65	4	14	4	0	0	3	0	0	0	6	21	0	0	.282	.277	1
2020	OAKLAND	.194	14	31	1	6	1	0	1	3	0	0	0	1	14	0	0	.219	.323	0
2021	Las Vegas	.317	72	281	50	89	15	0	20	53	0	2	3	13	55	0	0	.351	.584	2
	OAKLAND	.250	4	8	2	2	0	0	1	1	0	0	0	0	0	0	0	.250	.625	1
Major League Totals		.212	52	104	7	22	5	0	2	7	0	0	0	7	38	0	0	.250	.625	2
Minor League Totals		.298	544	2081	308	621	136	2	95	353	0	24	26	166	424	1	6	.354	.503	29

CAREER TRANSACTIONS

2015 — Selected by the San Diego Padres organization in the 4th round of the First-Year Player Draft. **2019** — Traded to the Oakland Athletics with a player to be named later (minor league outfielder Buddy Reed on December 12) for infielder Jurickson Profar, December 2.

ALLEN'S CAREER BESTS

Hits: 2 (three times), last: August 17, 2020 at Arizona

Home Runs: 1 (twice), last: May 8, 2021 vs. Tampa Bay

Runs Batted In: 2, August 5, 2020 vs. Texas

Stolen Bases: None

Hitting Streak: 3, May 26 to June 2, 2019

Hitless Streak (At Bats): 11, July 25 to August 5, 2020

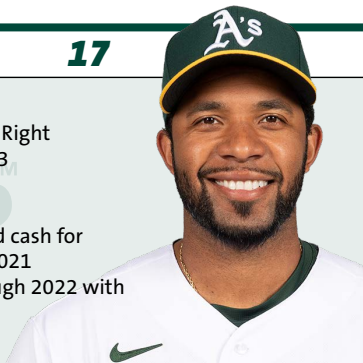
Game Ending RBI: None

Grand Slams: None

Pinch-Hit Home Runs: None

Inside-The-Park Home Runs: None

Lead Off Home Runs: None



SHORTSTOP

Height/Weight: 6-0 / 210

Birthdate: August 26, 1988

Birthplace/Resides: Maracay, Venezuela / Frisco, Texas

Major League Service: 13 years

Obtained: Acquired from Texas with Aramis Garcia and cash for Chris Davis, Jonah Heim and Dane Acker, February 6, 2021

Contract Status: Ninth year of a 10-year contract through 2022 with a vesting option for 2023

[Updated Stats](#)

Bats/Throws: Right / Right

End of Season Age: 33

2021 HIGHLIGHTS

- Hit .243 with three home runs and 37 RBI in 146 games in his first season with the A's after spending his first 12 years with the Texas Rangers.
- The batting average was his lowest over a full season (hit .194 in 29 games in 2020)...also had his lowest on-base percentage (.294) and OPS (.614) over a full season and his second lowest slugging percentage (.320).
- Had the second lowest OPS and slugging percentage in the majors and the fifth lowest on-base percentage in the American League.
- His OPS was sixth lowest in Oakland history and his slugging percentage was eighth lowest.
- His runs (60), hits (121), walks (31) and stolen bases (12) were his lowest in a season of 100 or more games...his average of 6.68 plate appearances per strikeout was the second worst mark of his career.
- Has 317 career stolen bases, which are the most among active players...also ranks sixth in hits (1864) and triples (50) and 10th in games (1798).
- Hit .269 (90-for-334) with all three of his home runs and a .680 OPS against right-handed pitchers compared to .190 (31-for-163) with a .478 OPS against left-handers.
- All three of his home runs were solo shots and all came in the sixth inning or later.
- Batted .225 at home and now has a .219 career average in the Coliseum, which is his lowest batting average in a ballpark with 100 or more at bats.
- Hit .154 with a .366 OPS in interleague play, .257 with a .651 OPS against AL competition
- Appeared exclusively at shortstop on defense where he played in 143 games, including 141 starts...has now played 1763 career games in the field, all at shortstop...according to the Elias Sports Bureau, he has the eighth longest career-opening streak of appearing only at shortstop in Major League history behind Derek Jeter (2674), Luis Aparicio (2583), Ozzie Smith (2511), Alan Trammell (1910), Roger Peckinpaugh (1857), Miguel Tejada (1846) and Leo Cardenas (1828).
- Committed 15 errors, which was fifth most among AL shortstops.
- Also went 0-for-2 as a pinch hitter.
- Tied for eighth in the AL in reaching base on an error (7).
- Led the A's with 72 starts batting ninth and 37 starts hitting eighth...also started 17 games batting second and 15 hitting seventh.

MLB ACTIVE STOLEN BASE LEADERS

317	Elvis Andrus
314	Billy Hamilton
296	Starling Marte
274	Brett Gardner
266	Jarrod Dyson

LIFETIME PLAYING RECORD

Year	Club	AVG.	G	AB	R	H	2B	3B	HR	RBI	SH	SF	HP	BB	SO	SB	CS	OBP	SLG	E
2005	GCL Braves	.295	46	166	26	49	6	1	3	20	0	2	4	19	28	7	4	.377	.398	13
	Danville	.278	6	18	3	5	1	0	0	1	0	0	0	4	4	1	0	.409	.333	0
2006	Rome	.265	111	437	67	116	25	4	3	50	2	1	2	36	91	23	15	.324	.362	32
	Myrtle Beach	.244	99	385	59	94	20	3	3	37	3	2	6	44	88	25	7	.330	.335	25
2007	Bakersfield	.300	27	110	19	33	2	0	2	12	1	0	2	10	19	15	8	.369	.373	6
	Frisco	.295	118	482	82	142	19	2	4	65	3	6	6	38	91	54	16	.350	.367	32
2009	TEXAS	.267	145	480	72	128	17	8	6	40	12	3	6	40	77	33	6	.329	.373	22
2010	TEXAS	.265	148	588	88	156	15	3	0	35	17	0	5	64	96	32	15	.342	.301	16
2011	TEXAS	.279	150	587	96	164	27	3	5	60	16	1	5	56	74	37	12	.347	.361	25
2012	TEXAS	.286	158	629	85	180	31	9	3	62	17	3	5	57	96	21	10	.349	.378	16
2013	TEXAS	.271	156	620	91	168	17	4	4	67	16	6	4	52	97	42	8	.328	.331	14
2014	TEXAS	.263	157	619	72	163	35	1	2	41	9	7	3	46	96	27	15	.314	.333	18
2015	TEXAS	.258	160	596	69	154	34	2	7	62	8	9	2	46	78	25	9	.309	.357	22
2016	TEXAS	.302	147	506	75	153	31	7	8	69	4	7	4	47	70	24	8	.362	.439	17
2017	TEXAS	.297	158	643	100	191	44	4	20	88	1	4	3	38	101	25	10	.337	.471	17
2018	TEXAS	.256	97	395	53	101	20	3	6	33	0	2	3	28	66	5	3	.308	.367	11
	Frisco	.056	5	18	1	1	0	0	0	0	0	0	0	2	0	0	0	.105	.056	1
2019	Round Rock	.000	2	6	0	0	0	0	0	0	0	0	0	2	1	0	1	.250	.000	0
	TEXAS	.275	147	600	81	165	27	4	12	72	0	10	4	34	96	31	8	.313	.393	13
2020	Frisco	.167	2	6	1	1	0	0	1	1	0	0	0	0	1	0	0	.167	.667	0
	TEXAS	.194	29	103	11	20	5	0	3	7	0	0	0	8	15	3	1	.252	.330	3
2021	OAKLAND	.243	146	497	60	121	25	2	3	37	3	4	6	31	81	12	2	.294	.320	15
Major League Totals		.272	1798	6863	953	1864	328	50	79	673	103	56	50	547	1043	317	107	.327	.368	209

CAREER TRANSACTIONS

2005 — Signed by the Atlanta Braves as a non-drafted free agent, January 25. **2007** — Traded to the Texas Rangers with pitchers Neftali Feliz, Matt Harrison and Beau Jones and catcher Jarrod Saltalamacchia for pitcher Ron Mahay and first baseman Mark Teixeira, July 31. **2016** — On the suspended list, May 17. **2017** — On the paternity list, July 5 to 7. **2018** — On the disabled list, April 12 to June 17; included rehabilitation assignment with Frisco, June 11 to 15, and Round Rock, June 16 to 17. **2019** — On the injured list, May 15 to 24; included rehabilitation assignment with Frisco, May 21 to 24. **2020** — On the injured list, August 20 to 30. On the injured list, September 12 to 27. **2021** — Traded to the Oakland Athletics with catcher Aramis Garcia and cash for designated hitter Khris Davis, catcher Jonah Heim and minor league pitcher Dane Acker, February 6. On the paternity list, August 14 to 16. On the injured list, September 26 to October 3.

WILD CARD RECORD

Year	Club/Opp.	AVG.	G	AB	R	H	2B	3B	HR	RBI	SH	SF	HP	BB	SO	SB	CS	OBP	SLG	E
2012	TEX vs. BAL	.500	1	4	0	2	0	0	0	0	0	0	0	0	0	0	0	.500	.500	0

DIVISION SERIES RECORD

Year	Club/Opp.	AVG.	G	AB	R	H	2B	3B	HR	RBI	SH	SF	HP	BB	SO	SB	CS	OBP	SLG	E
2010	TEX vs. TB	.333	5	24	2	8	1	0	0	1	0	0	0	2	3	1	.333	.375	2	
2011	TEX vs. TB	.143	4	14	1	2	0	0	0	0	0	1	3	3	0	1	.333	.143	0	
2015	TEX vs. TOR	.182	5	22	1	4	0	0	0	1	0	0	0	4	0	1	.182	.182	2	
2016	TEX vs. TOR	.364	3	11	2	4	0	1	1	1	0	0	0	0	0	1	.364	.818	1	
Totals		.254	17	71	6	18	1	1	1	3	0	0	1	3	9	3	4	.293	.338	5

LEAGUE CHAMPIONSHIP SERIES RECORD

Year	Club/Opp.	AVG.	G	AB	R	H	2B	3B	HR	RBI	SH	SF	HP	BB	SO	SB	CS	OBP	SLG	E
2010	TEX vs. NYY	.333	6	27	4	9	2	0	0	2	1	0	0	2	3	4	0	.379	.407	0
2011	TEX vs. DET	.240	6	25	4	6	0	0	0	1	1	0	0	3	2	1	1	.321	.240	1
Totals		.288	12	52	8	15	2	0	0	3	2	0	0	5	5	5	1	.351	.327	1

WORLD SERIES RECORD

Year	Club/Opp.	AVG.	G	AB	R	H	2B	3B	HR	RBI	SH	SF	HP	BB	SO	SB	CS	OBP	SLG	E
2010	TEX vs. SF	.176	5	17	2	3	0	0	0	1	0	1	0	3	3	1	0	.286	.176	1
2011	TEX vs. STL	.276	7	29	5	8	1	0	0	2	0	0	1	7	0	0	0	.300	.310	1
Totals		.239	12	46	7	11	1	0	0	1	2	1	0	4	10	1	0	.294	.261	2

ALL-STAR GAME RECORD

Year	Club/Site	AVG.	G	AB	R	H	2B	3B	HR	RBI	SH	SF	HP	BB	SO	SB	CS	OBP	SLG	E
2010	A.L./LAA	.000	1	1	0	0	0	0	0	0	0	0	0	0	0	0	1	.000	.000	0
2012	A.L./KC	.000	1	1	0	0	0	0	0	0	0	0	0	0	0	0	0	.000	.000	0
Totals		.000	2	2	0	0	0	0	0	0	0	0	0	0	0	0	1	.000	.000	0

WORLD BASEBALL CLASSIC RECORD

Year	Club	AVG.	G	AB	R	H	2B	3B	HR	RBI	SH	SF	HP	BB	SO	SB	CS	OBP	SLG	E
2013	Venezuela	.286	2	7	2	2	0	0	0	2	0	0	1	0	1	2	0	.375	.286	0

ANDRUS' CAREER BESTS

Hits: 5, May 18, 2013 vs. Detroit. 4 (17 times), last: September 15, 2021 at Kansas City

Home Runs: 2 (three times), September 3, 2017 vs. Los Angeles, June 26, 2017 at Cleveland, September 24, 2016 at Oakland

Runs Batted In: 5 (twice), July 24, 2018 vs. Oakland, May 30, 2017 vs. Tampa Bay

Stolen Bases: 4, June 30, 2009 vs. Los Angeles (AL)

Hitting Streak: 19, July 15 to August 8, 2018

Hitless Streak (At Bats): 26, July 8 to 17, 2010

Game Ending RBI: 6, June 11, 2021 vs. Kansas City (single); April 22, 2017 vs. Kansas City (single); August 21, 2013 vs. Houston (sacrifice fly); August 1, 2012 vs. Los Angeles-AL (single); May 29, 2011 vs. Kansas City (single); April 23, 2010 vs. Detroit (single)

Grand Slams: 1, July 24, 2018 vs. Oakland (J.B. Wendelken)

Pinch-Hit Home Runs: None

Inside-The-Park Home Runs: None

Lead Off Home Runs: None



OUTFIELDER

Height/Weight: 6-0 / 195

Bats/Throws: Left / Left

Birthdate: November 15, 1995

End of Season Age: 25

Birthplace/Resides: Tamboril, Dominican Republic / Tamboril, Dominican Republic

Major League Service: 37 days

Obtained: Signed as a non-drafted free agent, July 3, 2012

Contract Status: First year of a one-year contract through 2021

[Updated Stats](#)

2021 HIGHLIGHTS

- Made his Major League debut with the A's and went 2-for-8 (.250) in six games over two stints.
- Was recalled from Triple-A Las Vegas and made his debut on May 19 against Houston...struck out in his first at bat.
- Made his first start on May 23 at Los Angeles (AL) in left field and went 1-for-3...singled off Aaron Slegers in the fourth inning for his first hit.
- Was 1-for-5 in four games when he was optioned to Las Vegas May 27.
- Returned to Oakland on Sept. 27 and went 1-for-3 in one game, a start in left field on Oct. 3 at Houston.
- Spent the balance of the season with the Aviators where he batted .276 with four home runs and 37 RBI in 96 games.
- Tied for fourth in the Triple-A West in triples (6).
- Hit .297 (27-for-91) with a .703 OPS against left-handed pitchers, .268 (67-for-250) with a .755 OPS and all four of his home runs against right-handers.
- Had a .329 batting average with runners in scoring position and was 3-for-8 (.375) with the bases loaded...is 15-for-41 (.366) with 39 RBI with the bases loaded in his career as a minor leaguer.
- Batted .358 with a .897 OPS at home, .203 with a .604 OPS on the road.
- Was hitting .349 with two home runs, seven RBI and a .987 OPS in 11 games at the time of his first promotion to Oakland on May 18...then batted .186 with no home runs, 10 RBI and a .534 OPS over his first 47 games upon his return to Triple-A...finished the minor league portion of his campaign by hitting .358 with two home runs, 20 RBI and a .920 OPS over his final 38 games beginning Aug. 9.
- Hit .311 in the seventh inning or later...batted .405 in the fourth inning and .452 in the seventh inning but just .152 in the first inning.
- Started 32 games in right field, 32 in center field, 23 in left field and three at designated hitter...had seven assists, which tied for the most among Triple-A West outfielders...however, committed a career-high 10 errors (.942 fielding percentage), which was four more than any other Triple-A outfielder.
- Hit .350 as a right fielder, .296 as a left fielder and .192 as a center fielder...was 0-for-1 with a walk in two pinch hitting appearances.
- Saw his most playing time with 29 games batting leadoff.

LIFETIME PLAYING RECORD

Year	Club	AVG.	G	AB	R	H	2B	3B	HR	RBI	SH	SF	HP	BB	SO	SB	CS	OBP	SLG	E
2013	DSL A's	.190	39	126	15	24	5	4	4	20	0	2	3	18	22	3	3	.302	.389	2
2014	DSL A's	.130	16	46	2	6	0	0	0	3	1	0	0	5	12	2	0	.216	.130	0
2015	AZL A's	.287	37	115	17	33	3	2	0	12	2	4	0	12	26	1	0	.344	.348	4
2016	Vermont	.321	41	159	26	51	10	0	2	18	0	2	0	16	29	5	2	.379	.421	1
	Beloit	.286	19	70	8	20	4	2	1	4	1	1	0	4	17	3	1	.320	.443	1
2017	Beloit	.277	73	278	41	77	13	7	3	22	1	3	3	16	61	13	7	.320	.406	2
	Stockton	.228	35	114	15	26	2	0	4	16	1	1	0	8	25	3	1	.276	.351	4
2018	Stockton	.284	88	313	51	89	18	7	3	46	1	2	3	32	63	10	4	.354	.415	3
	Midland	.328	36	131	24	43	8	4	0	18	1	1	2	9	18	13	3	.378	.450	1
2019	Midland	.321	54	224	35	72	9	11	4	24	2	1	1	12	48	9	7	.357	.513	2
2020																				
2021	Las Vegas	.276	96	341	53	94	16	6	4	37	1	4	1	39	67	10	2	.348	.393	10
	OAKLAND	.250	6	8	1	2	0	0	0	0	0	0	0	0	2	0	0	.250	.250	0
Major League Totals		.250	6	8	1	2	0	0	0	0	0	0	0	0	2	0	0	.250	.250	0
Minor League Totals		.279	534	1917	287	535	88	43	25	220	11	21	13	171	388	72	30	.339	.409	24

CAREER TRANSACTIONS

2012 — Signed by the Oakland Athletics as a non-drafted free agent, July 3. **2019** — On the injured list, September 9 to October 30.

BARRERA'S CAREER BESTS

Hits: 1 (twice), last: May 23 at Los Angeles (AL)

Home Runs: None

Runs Batted In: None

Stolen Bases: None

Hitting Streak: 2, May 23, 2021 to present

Hitless Streak (At Bats): 3, May 19 to 22, 2021


Game Ending RBI: None

Grand Slams: None

Pinch-Hit Home Runs: None

Inside-The-Park Home Runs: None

Lead Off Home Runs: None

**RIGHT-HANDED PITCHER****Height/Weight:** 6-5 / 217**Bats/Throws:** Right / Right**Birthdate:** February 22, 1989**End of Season Age:** 32**Birthplace/Resides:** Toledo, Ohio / Washington, North Carolina**Major League Service:** 5 years, 130 days**Obtained:** Acquired from the Chicago White Sox with Josh Phegley, Rangel Ravelo and Marcus Semien for Jeff Samardzija and Michael Ynoa, December 9, 2014**Contract Status:** First year of a one-year contract through 2021[@C_Bass419](#)[cbass419](#)[Updated Stats](#)**2021 HIGHLIGHTS**

- The first-time American League All-Star missed a month of the season after being hit in the face by a line drive on Aug. 17 but returned in late September to make two starts...went 12-4 with a 3.15 ERA and .218 opponents batting average in 27 starts overall.
- Had career highs in wins, strikeouts (159), winning percentage (.750), games started (27), innings pitched (157.1) and hits allowed (127) and matched his high in wild pitches (5)... his opponents batting average was a career low as was his .278 on-base percentage...walked just 39 batters in 157.1 innings for a career-low average of 2.23 walks per nine innings...had a career best strikeout-to-walk ratio of 4.08...also tossed the first complete game and shutout of his career.
- Based upon a minimum of 150 innings, his strikeout-to-walk ratio was third best in Oakland history and his batting average and on-base percentage were 10th lowest.
- Has a 3.44 ERA in 100 career appearances with the A's and ranks 10th on the Oakland career ERA list...ranks sixth in hit by pitches (39).
- Was leading the American League in wins (12) and innings pitched (151.0) at the time of his injury and finished tied for 11th and 18th respectively...tied for third in hit batters (11).
- Finished 4.2 innings short of qualifying for the league leaders...based on a minimum of 150 innings, he led the AL in winning percentage (.750), ranked second in opponents OPS (.626), third in ERA (3.15), slugging percentage (.348) and fewest home runs per nine innings (0.86), fourth in opponents batting average (.218) and on-base percentage (.278), seventh in strikeout-to-walk ratio (4.08) and 10th in fewest walks per nine innings (2.23).
- Is now 27-11 (.711) with a 3.26 ERA in 66 games, including 63 starts, over the last three years...based on a minimum of 300 innings pitched, he ranks second in the AL in winning percentage over that span, third in ERA and fifth in opponents OPS (.661)...is eighth in wins... was 4-14 (.222) with a 3.86 ERA in 40 games, including 30 starts, over his first four seasons.
- His opponents batting average broke down to .196 (55-for-280) with a .612 OPS against left-handed hitters compared to .238 (72-for-303) with a .639 OPS against right-handers...yielded just four home runs in 303 at bats against right-handed hitters...surrendered 11 of his 15 home runs in 2021 and 29 of 42 over the last three years to lefties.
- Allowed a .177 batting average with runners in scoring position...10 of the 15 home runs he allowed were solo shots
- Took the loss in each of his first two starts (5.56 ERA) but then went 10-0 with a 3.04 ERA over his final 17 starts before the All-Star Break...was 10-2 with a 3.28 ERA in 17 starts before the All-Star Break and 2-2 with a 2.75 ERA in eight starts after the break...led the AL in innings before the break (118.0), tied for the lead in wins, tied for second in winning percentage (.833), ranked fifth in opponents OPS (.628), seventh in strikeouts (118) and eighth in ERA...

LOWEST CAREER ERA**OAKLAND A's (min. 500 ip)**

2.74	Dennis Eckersley
2.91	Rollie Fingers
2.92	Ken Holtzman
2.94	Vida Blue
2.97	Paul Lindblad
3.00	Jim Hunter
3.30	Tim Hudson
3.38	John Odom
3.42	Sonny Gray
3.44	Chris Bassitt

OAKLAND COLISEUM (min. 250 ip)

2.29	Paul Lindblad
2.39	Jim Hunter
2.43	Vida Blue
2.44	Chris Bassitt
2.45	Ken Holtzman
2.63	Dennis Eckersley
3.02	Rollie Fingers
3.03	Dave Stewart
3.03	John Odom
3.06	Tim Hudson

the strikeouts were fourth most in Athletics history before the break and were the most since Vida Blue had 120 in 1975.

- Went 8-1 with a 3.47 ERA in 16 starts on the road compared to 4-3 with a 2.44 ERA in 11 starts at home...ranked fourth in the AL in road wins...allowed a .196 opponents batting average and .549 OPS in the Coliseum (.235 and .685 on the road)...is now 13-13 in 46 career appearances in Oakland, but has a 2.44 ERA, which is fourth lowest in Coliseum history.
- Was 8-1 with a 2.76 ERA and .579 opponents OPS in 16 starts on five days rest or more compared to 4-2 with a 3.67 ERA and .707 OPS in 10 starts on four days rest...was 7-0 with a 2.92 ERA in 12 starts on exactly five days rest and now has a 12-game winning streak in those games dating back to July 19, 2019...has a 2.87 ERA (38 er in 119.1 ip) in 20 starts over that span...according to TruMedia, that is the longest winning streak in starts on five days rest in Oakland history...broke the previous mark of 10 by Mike Fiers (May 7-Aug. 27, 2019) and Mark Mulder (June 18, 2002-July 10, 2003)...has not lost when pitching on five days rest since July 6, 2019.
- Was not charged with an unearned run and his 157.1 innings pitched were the most in the majors in 2021 and the most in Athletics history among pitchers with no unearned runs (previous: 83.1 by Andrew Bailey in 2009).
- The opponents number three hitter batted .167 and he has a .206 career average against the three hitter.
- Had a .144 opponents average with two strikes.
- According to TruMedia, had a .513 opponents OPS with his four-seam fastball, which was the lowest in the AL and third lowest in the majors among pitchers with at least 400 four-seam fastballs.
- The A's were 17-10 (.630) in his starting assignments and are 40-23 (.635) when he starts over the last three years.
- Left with the lead and was the pitcher of record in three of his 11 no decisions only to have the bullpen blow the save (May 5 vs. Toronto, May 16 at Minnesota, June 19 at New York-AL).
- Tossed at least seven innings in 11 of his 27 starts...allowed six hits or fewer 24 times, two runs or fewer 19 times and walked one batter or fewer 17 times.

LIFETIME PITCHING RECORD

Year	Club	W	L	ERA	G	GS	CG	SHO	SV	IP	H	R	ER	HR	HB	BB	IBB	SO	WP	BK	
2011	Bristol	0	0	1.08	6	0	0	0	0	8.1	9	1	1	0	0	2	0	11	0	0	
	Winston-Salem	0	0	5.40	1	0	0	0	0	1.2	2	1	1	0	0	1	0	0	1	0	0
	Kannapolis	3	1	1.82	16	0	0	0	1	24.2	18	6	5	1	2	6	0	29	4	0	0
2012	Winston-Salem	5	4	3.66	38	10	0	0	4	91.0	74	45	37	6	4	54	1	75	3	0	0
	Winston-Salem	7	2	3.46	18	18	0	0	0	101.1	90	50	39	9	5	42	0	101	7	0	0
2013	Birmingham	4	2	2.27	8	8	0	0	0	47.2	35	16	12	2	4	17	0	37	1	0	0
	AZL White Sox	0	0	4.15	3	2	0	0	0	8.2	9	4	4	0	1	3	0	13	1	0	0
	Birmingham	3	1	1.56	6	6	0	0	0	34.2	26	10	6	2	2	14	0	36	0	0	0
2014	CHICAGO (AL)	1	1	3.94	6	5	0	0	0	29.2	34	13	13	0	3	13	1	21	0	0	0
	Nashville	2	7	3.65	13	10	1	0	0	69.0	59	30	28	1	3	19	0	70	3	1	0
	OAKLAND	1	8	3.56	18	13	0	0	0	86.0	78	36	34	5	9	30	0	64	5	0	0
2016	OAKLAND	0	2	6.11	5	5	0	0	0	28.0	35	20	19	5	0	14	0	23	2	0	0
	Stockton	0	1	2.77	7	7	0	0	0	13.0	9	4	4	0	0	4	0	14	0	0	0
2017	Nashville	4	2	6.21	17	2	0	0	0	37.2	41	26	26	3	4	16	0	31	0	0	0
	Nashville	5	5	4.30	18	14	0	0	0	81.2	86	42	39	6	8	25	0	83	3	0	0
	OAKLAND	2	3	3.02	11	7	0	0	0	47.2	40	21	16	4	4	19	0	41	2	0	0
2019	Stockton	0	0	0.00	1	1	0	0	0	3.0	0	0	0	0	0	0	0	7	0	0	0
	Las Vegas	0	0	4.50	2	2	0	0	0	8.0	8	4	4	2	1	2	0	9	1	0	0
	OAKLAND	10	5	3.81	28	25	0	0	0	144.0	125	66	61	21	13	47	0	141	3	0	0
2020	OAKLAND	5	2	2.29	11	11	0	0	0	63.0	56	18	16	6	2	17	0	55	2	0	0
2021	OAKLAND	12	4	3.15	27	27	1	1	0	157.1	127	55	55	15	11	39	1	159	5	1	0
Major League Totals		31	25	3.47	106	93	1	1	0	555.2	495	229	214	56	42	179	2	504	19	1	0

CAREER TRANSACTIONS

2011 — Selected by the Chicago White Sox organization in the 16th round of the First-Year Player Draft. **2014** — Traded to the Oakland Athletics with catcher Josh Phegley and infielders Rangel Ravelo and Marcus Semien for pitchers Jeff Samardzija and Michael Ynoa, December 9. **2016** — On the disabled list, April 29 to October 6. **2017** — On the disabled list, March 30 to July 24; included rehabilitation assignments to Stockton, April 29 to May 7 and June 28 to July 15, and Nashville, May 8 to 23 and July 16 to 24. **2019** — On the injured list, March

25 to April 15; included rehabilitation assignments to Stockton, April 4 to 8, and Las Vegas, April 9 to 15. **2019** — On the injured list, August 18 to September 22.

WILD CARD RECORD

Year	Club/Opp.	W	L	ERA	G	GS	CG	SHO	SV	IP	H	R	ER	HR	HB	BB	IBB	SO	WP	BK
2019	OAK vs. TB																			
2020	OAK vs. CWS	1	0	1.29	1	1	0	0	0	7.0	6	1	1	0	0	1	0	5	1	0

DIVISION SERIES RECORD

Year	Club/Opp.	W	L	ERA	G	GS	CG	SHO	SV	IP	H	R	ER	HR	HB	BB	IBB	SO	WP	BK
2020	OAK vs. HOU	0	0	6.75	1	1	0	0	0	4.0	9	3	3	2	0	0	0	4	0	0

ALL-STAR GAME RECORD

Year	Club/Site	W	L	ERA	G	GS	CG	SHO	SV	IP	H	R	ER	HR	HB	BB	IBB	SO	WP	BK
2021	AL/Col.	0	0	0.00	1	0	0	0	0	1.0	1	1	0	0	0	2	0	1	0	0

BASSITT'S CAREER BESTS

Low Hit Complete Game: 2, May 27, 2021 vs. Los Angeles (AL)

Innings Pitched: 9.0, May 27, 2021 vs. Los Angeles (AL). As reliever: 4.1, April 25, 2015 vs. Houston

Strikeouts: 11, September 7, 2019 vs. Detroit. As reliever: 5 (twice), last: September 22, 2019 vs. Texas

Pitches: 116, August 17, 2019 vs. Houston

Longest Winning Streak: 10, April 12 to July 11, 2021

Longest Losing Streak: 9, August 21, 2015 to June 22, 2018

Longest Scoreless Streak: 18.0, July 30 to August 9, 2015

**RIGHT-HANDED PITCHER****Height/Weight:** 6-1 / 196**Bats/Throws:** Right / Right**Birthdate:** December 4, 1993**End of Season Age:** 27**Birthplace/Resides:** Antioch, California / Scottsdale, Arizona**Major League Service:** 2 year, 18 days**Obtained:** Acquired from the Seattle Mariners for Danny Valencia, November 12, 2016**Contract Status:** First year of a one-year contract through 2021[Updated Stats](#)**2021 HIGHLIGHTS**

- Began the season at Triple-A Las Vegas and was 4-7 with a 4.97 ERA in 17 games, including 16 starts, when he was selected by Oakland on Aug. 18...spent the balance of the season with the A's and went 1-4 with a 5.87 ERA in nine starts.
- Has spent parts of each of the last five seasons with Oakland and his nine starts were the second most of his career (10 in 2017)...had career highs in strikeouts (26), losses (4), runs (26), earned runs (25) and home runs (8) and matched his high in hit batters (2) and wild pitches (1).
- Allowed a .319 opponents batting average but walked just 10 batters in 38.1 innings (2.35 walks per nine innings) for a .366 opponents on-base percentage.
- His opponents batting average broke down to .309 (29-for-94) with an .858 OPS against right-handed hitters compared to .333 (23-for-69) with a .953 OPS against left-handers.
- Opponents hit .333 with runners in scoring position and he has a .328 career average in that situation.
- Went 0-1 with a 2.81 ERA, .250 opponents batting average and .624 OPS in three starts in August...then compiled a 1-3 record with an 8.06 ERA, .359 opponents batting average and 1.060 OPS over his final six starts.
- Was 0-1 with a 4.03 ERA and .720 opponents OPS in five starts at home, 1-3 with an 8.44 ERA and 1.115 OPS in four starts on the road...yielded seven of his eight home runs on the road.
- Was 1-1 with a 3.38 ERA in four starts during the day, 0-3 with an 8.24 ERA in five starts at night.
- Allowed a .533 batting average to the opponents number nine hitter and .438 average to the seven hitter.
- The A's were 3-1 in his no decisions and went 4-5 (.444) in his starting assignments...tossed fewer than six innings in all nine starts, including fewer than five innings four times.
- His seven losses with the Aviators were his most as a minor leaguer and his .311 opponents batting average was a career high.
- Surrendered just eight home runs in 88.2 innings, an average of 0.81 per nine innings.
- His opponents batting average broke down to .300 (61-for-203) with an .824 OPS against left-handed hitters and .323 (53-for-164) with a .776 OPS against right-handers...yielded six of his eight home runs and issued 18 of his 27 walks to lefties.
- Opponents hit .311 with the bases empty, .311 with runners on...six of the eight home runs he allowed were solo shots.
- Had a .296 opponents average and allowed one home run the first time through the order, .307 with three home runs the second time and .337 with four home runs after that.
- Went 2-3 with a 4.24 ERA, .287 opponents batting average and .737 OPS in nine starts at home, 2-4 with a 5.79 ERA, .333 opponent average and .867 OPS on the road.
- Tossed six innings or fewer in each of his 17 appearances...the Aviators were 5-11 (.313) in his starting assignments.

LIFETIME PITCHING RECORD

Year	Club	W	L	ERA	G	GS	CG	SHO	SV	IP	H	R	ER	HR	HB	BB	IBB	SO	WP	BK
2012	AZL Cubs	2	0	3.48	9	6	0	0	0	20.2	23	11	8	2	0	7	0	13	1	0
2013	Boise	2	3	3.33	13	12	0	0	0	46.0	41	26	17	3	1	29	0	38	3	0
2014	Kane County	9	4	3.23	24	24	0	0	0	117.0	108	48	42	6	7	31	0	75	6	0
2015	Myrtle Beach	7	5	3.11	18	18	0	0	0	89.2	89	36	31	3	6	22	0	63	6	0
2016	Tennessee	6	4	3.17	18	18	0	0	0	102.1	96	47	36	6	1	26	0	72	4	0
	Jackson	3	1	3.54	8	7	0	0	0	40.2	42	16	16	2	0	9	0	27	1	0
2017	Nashville	5	6	3.05	15	14	0	0	0	79.2	69	34	27	6	2	26	0	56	1	0
	OAKLAND	3	1	3.22	10	10	0	0	0	58.2	58	22	21	5	1	16	0	22	1	0
2018	Stockton	0	0	7.36	1	1	0	0	0	3.2	8	3	3	0	0	1	0	1	0	0
	OAKLAND	2	3	7.16	6	6	0	0	0	27.2	33	23	22	2	2	6	0	19	1	0
2019	Las Vegas	11	3	4.34	24	22	0	0	0	132.2	133	70	64	18	3	34	0	92	4	0
	OAKLAND	0	2	10.64	4	1	0	0	0	11.0	19	14	13	3	1	4	0	8	1	0
2020	OAKLAND	0	1	27.00	1	1	0	0	0	2.1	5	7	7	0	0	2	0	2	1	0
2021	Las Vegas	4	7	4.97	17	16	0	0	0	88.2	114	59	49	8	2	27	0	80	3	0
	OAKLAND	1	4	5.87	9	9	0	0	0	38.1	52	26	25	8	2	10	0	26	1	0
Major League Totals		6	11	5.74	30	27	0	0	0	138.0	167	92	88	18	6	38	0	77	5	0
Minor League Totals		49	33	3.66	147	138	0	0	0	721.0	723	350	293	54	22	212	0	517	29	0

CAREER TRANSACTIONS

2012 — Selected by the Chicago Cubs organization as a supplemental pick following the first 1st round of the First-Year Player Draft (56th selection overall). **2016** — Traded to the Seattle Mariners with infielder Daniel Vogelbach for pitcher Mike Montgomery and minor league pitcher Jordan Pries, July 20. Traded to the Oakland Athletics for infielder Danny Valencia, November 12. **2017** — On the disabled list, August 23 to November 5. **2018** — On the disabled list, March 26 to June 6; included rehabilitation assignment to Stockton, May 31 to June 6. On the disabled list, July 7 to October 28.

BLACKBURN'S CAREER BESTS

Low Hit Complete Game: None
Innings Pitched: 7.2, July 6, 2017 at Seattle. As reliever: 5.0, September 9, 2019 at Houston
Strikeouts: 5 (three times), last: September 21, 2021 vs. Seattle. As reliever: 3, September 14, 2019 at Texas
Pitches: 112, August 5, 2017 at Los Angeles (AL). As reliever: 76, September 9, 2019 at Houston
Longest Winning Streak: 3, July 31, 2017 to June 7, 2018
Longest Losing Streak: 6, July 6, 2018 to September 4, 2021
Longest Scoreless Streak: 8.0, July 1 to 6, 2017

**OUTFIELDER****Height/Weight:** 6-2 / 180**Bats/Throws:** Switch / Right**Birthdate:** January 15, 1994**End of Season Age:** 27**Birthplace/Resides:** Atlanta, Georgia / Ormond Beach, Florida**Major League Service:** 99 days**Obtained:** Acquired from San Francisco for cash, May 5, 2021**Contract Status:** First year of a one-year contract through 2021
 [Updated Stats](#)
2021 HIGHLIGHTS

- Had one stint with the Giants and three with the A's and batted a combined .088 with a home run and four RBI in 34 games.
- Went 1-for-21 (.048) against left-handed pitchers, 4-for-36 (.111) against right-handers.
- Two of his five hits came with runners in scoring position and he hit .154 with RISP.
- Started 12 games, all with the A's...made nine starts in center field, two in right field and one in left field...did not commit an error in 25 games and 50 total chances overall...has not made an error in 29 career games (60 total chances)...does not have an assist.
- Made seven starts batting ninth, four hitting eighth and one in the seven spot.
- Was with Oakland during the spring, was designated for assignment on April 1 and claimed off waivers by San Francisco April 5...was recalled by the Giants on April 27, went 0-for-1 in two games and was optioned following the game on April 28.
- Was designated for assignment by San Francisco on April 30 and traded to the A's for cash considerations on May 5...went 1-for-13 (.077) with his first Major League home run in nine games during his first stint from June 1 to 15, 4-for-33 (.121) in 14 games during his second stay from June 19 to July 16, and 0-for-10 in nine games during his final stint that began on Aug. 31...hit .089 in 32 games overall with Oakland.
- Also played in 51 games for Triple-A Las Vegas and hit .387 with nine home runs and 29 RBI in 51 games.
- His batting average, on-base percentage (.492), slugging percentage (.650) and OPS (1.143) were his highest as a minor leaguer although his games played were his fewest.
- Among Triple-A players with at least 150 plate appearances, he had the best batting average, on-base percentage and OPS and ranked seventh in slugging.
- Was a perfect 5-for-5 in stolen base attempts.
- Hit .391 (18-for-46) with a .991 OPS against left-handed pitchers, .385 (45-for-117) with a 1.202 OPS and all nine of his home runs against right-handers.
- Batted .398 with seven of his nine home runs at home, .373 on the road.
- Had a .385 batting average with runners in scoring position.
- Hit .417 in the seventh inning or later.
- Was 10-for-16 (.625) with three home runs when putting the first pitch in play.
- Started 36 games in center field, four each in left field and right field, and three at designated hitter...did not commit an error in 48 games (104 total chances) overall in the outfield...had two assists.
- Hit in every spot in the order except clean-up...batted sixth 14 times and third 13 times.

LIFETIME PLAYING RECORD

Year	Club	AVG.	G	AB	R	H	2B	3B	HR	RBI	SH	SF	HP	BB	SO	SB	CS	OBP	SLG	E
2015	Vermont	.238	52	181	26	43	10	2	4	19	0	1	0	24	44	2	1	.325	.381	8
2016	Beloit	.231	101	342	34	79	20	2	5	37	0	11	7	42	88	10	5	.318	.345	3
2017	Stockton	.243	114	432	76	105	24	7	15	66	4	4	3	53	134	9	8	.327	.435	5
2018	Midland	.256	78	285	41	73	18	3	10	37	1	0	2	27	75	10	1	.325	.446	5
	Stockton	.266	46	169	28	45	8	4	9	32	1	4	3	31	47	9	3	.382	.521	0
2019	Las Vegas	.269	89	305	57	82	19	3	11	61	1	2	2	37	94	7	5	.350	.459	3
	OAKLAND	.100	5	10	1	1	1	0	0	0	0	0	0	1	3	0	0	.182	.200	0
2020	(Minor League Season Canceled — Did not play)																			
2021	SAN FRANCISCO	.000	2	1	0	0	0	0	0	0	0	0	0	1	0	0	0	.000	.000	0
	Las Vegas	.387	51	163	41	63	12	2	9	29	0	1	3	32	43	5	0	.492	.650	0
	OAKLAND	.089	32	56	5	5	1	0	1	4	2	0	0	1	14	2	0	.105	.161	0
Major League Totals		.090	39	67	6	6	2	0	1	4	2	0	0	2	18	2	0	.116	.164	0
Minor League Totals		.261	531	1877	303	490	111	23	63	281	7	23	20	246	525	52	23	.349	.445	48

CAREER TRANSACTIONS

2012 — Selected by the Washington Nationals organization in the 26th round of the First-Year Player Draft; did not sign. **2015** — Selected by the Oakland Athletics organization in the 4th round of the First-Year Player Draft. **2021** — Claimed off waivers by the San Francisco Giants, April 5. Traded to the Athletics for cash considerations, May 5.

BOLT'S CAREER BESTS

Hits: 2, June 23, 2021 at Texas
Home Runs: 1, June 12, 2021 vs. Kansas City
Runs Batted In: 1 (four times), last: September 24, 2021 vs. Houston
Stolen Bases: 1 (twice), last: September 2, 2021 at Detroit
Hitting Streak: 3, June 22 to 23, 2021
Hitless Streak (At Bats): 22, June 27, 2021 to present
Game Ending RBI: None
Grand Slams: None
Pinch-Hit Home Runs: None
Inside-The-Park Home Runs: None
Lead Off Home Runs: None



OUTFIELDER/FIRST BASEMAN

Height/Weight: 6-1 / 223

Bats/Throws: Left / Left

Birthdate: July 13, 1992

End of Season Age: 29

Birthplace/Resides: Klamath Falls, Oregon/ Bend, Oregon

Major League Service: 1 year, 104 days

Obtained: Selected in the 19th round of the 2015 First-Year Player Draft

Contract Status: First year of a one-year contract through 2021

[@MrBrown_12](#) [Updated Stats](#)

2021 HIGHLIGHTS

- Batted .214 with 20 home runs and 48 RBI in 111 games as a rookie...became the ninth rookie in Oakland history to hit 20 or more home runs.
- Ranked third among American League rookies in slugging percentage (.480), tied for fifth in home runs, seventh in games, eighth in extra base hits (34) and total bases (135), tied for eighth in RBI, ninth in OPS (.754) and 10th in runs (43).
- One-third of his hits were home runs (20 home runs, 60 hits) and he joins Khris Davis (2018) and Mark McGwire (1992, 95, 96) as the only players in Athletics history to have at least one-third of their hits be home runs (min. 250 pa)...34 of his 60 hits (56.7%) were for extra bases (13 doubles, 1 triple), which was the fourth highest percentage in Athletics history using the 250 plate appearance minimum.
- Grounded into just one double play in 281 at bats...the at bats were third most in the majors and sixth most in Oakland history among players with one or fewer GIDP.
- Made 67 of his 69 starts in games in which the opponent started a right-handed pitcher...hit .220 (57-for-259) with a .776 OPS against righties compared to .136 (3-for-22) with a .503 OPS against lefties...had 19 of his 20 home runs and 46 of his 48 RBI against righties...has made 84 of his 87 career starts against right-handers and has a .234 average and .788 OPS against righties, .225 with a .475 OPS against lefties...has just 36 career at bats against southpaws.
- Was 6-for-27 (.222) with a double, home run, six RBI, a walk and a sacrifice fly in 29 plate appearances as a pinch hitter, 28 of which came against right-handers...the plate appearances ranked second among AL pinch hitters and were second most by an A's pinch hitter over the last 16 years (Matt Joyce, 30 in 2018)...also tied for second among AL pinch hitters in go-ahead RBI (2), tied for third in RBI and tied for fourth in hits...struck out eight times, which tied for the most (Castro, HOU).
- Had a .153 batting average with runners in scoring position.
- Hit .191 with 10 home runs in 70 games before the All-Star Break, .250 with 10 home runs in 41 games after the break.
- Batted .242 with seven home runs in 51 home games, .191 with 13 home runs in 60 road games.
- Hit .246 with an .857 OPS, 12 home runs and 27 RBI in 47 day games compared to .180 with a .649 OPS, eight home runs and 21 RBI in 64 night games.
- Connected for nine of his 20 home runs in the seventh inning or later...had four in the ninth inning, which tied for second most in the AL.
- Hit .118 with two strikes but had nine home runs
- Started games at five different positions (50 in right field, 10 in left field, four at designated hitter, three at first base, two in center field)...committed three errors, including two in right field and one at first base.
- Hit three home runs in six games overall as a first baseman.

**OAKLAND A'S
ROOKIE HOME RUN
LEADERS**

49	Mark McGwire, 1987
33	Jose Canseco, 1986
24	Matt Olson, 2017
23	Yoenis Céspedes, 2012
22	Bobby Crosby, 2004
22	Wayne Gross, 1977
21	Nick Swisher, 2005
21	Mitchell Page, 1977
20	Seth Brown, 2021
19	Troy Neel, 1993

- Started games at every spot in the order except first and third...saw his most starts batting sixth (17), seventh (17) and eighth (15).
- Hit .121 in interleague play.
- Had three stints with the A's...began the year at the A's alternate site but was recalled on April 6...was optioned to Triple-A Las Vegas on Aug. 1 and went 4-for-14 (.286) with a RBI in three games before he was recalled on Aug. 6...was optioned again on Aug. 20 but returned the next day...was on the injured list from Aug. 27 to Sept. 9 after a positive Covid-19 test and had a one-game rehab assignment with Low-A Stockton on Sept. 9 (2-for-5, hr, rbi).

LIFETIME PLAYING RECORD

Year	Club	AVG.	G	AB	R	H	2B	3B	HR	RBI	SH	SF	HP	BB	SO	SB	CS	OBP	SLG	E
2015	AZL A's	.200	6	20	2	4	1	2	0	0	0	0	0	3	2	0	0	.304	.450	0
	Vermont	.289	62	239	32	69	19	3	3	35	0	2	1	25	51	6	2	.356	.431	7
2016	Stockton	.241	127	453	83	109	21	5	8	53	2	6	6	65	124	13	2	.340	.362	11
2017	Stockton	.270	135	518	80	140	18	7	30	109	0	4	1	56	146	7	7	.340	.506	8
2018	Midland	.283	131	502	66	142	38	3	14	90	0	5	1	47	142	5	0	.342	.454	12
2019	Las Vegas	.297	112	451	101	134	29	6	37	104	0	7	4	38	127	8	1	.352	.634	8
	OAKLAND	.293	26	75	11	22	8	2	0	13	0	0	1	7	23	1	0	.361	.453	0
2020	OAKLAND	.000	7	5	0	0	0	0	0	0	0	0	0	0	2	0	0	.000	.000	0
2021	OAKLAND	.214	111	281	43	60	13	1	20	48	0	2	1	23	89	4	1	.274	.480	3
	Las Vegas	.286	3	14	3	4	1	1	0	1	0	0	0	5	0	0	0	.286	.500	0
	Stockton	.400	1	5	2	2	0	0	1	1	0	0	0	3	0	0	0	.400	1.000	0
Major League Totals		.227	144	361	54	82	21	3	20	61	0	2	2	30	114	5	1	.289	.468	3
Minor League Totals		.274	577	2202	369	604	127	27	93	393	2	24	13	234	600	39	12	.344	.483	28

LIFETIME PITCHING RECORD

Year	Club	W	L	ERA	G	GS	CG	SHO	SV	IP	H	R	ER	HR	HB	BB	IBB	SO	WP	BK
2017	Stockton	0	0	0.00	1	0	0	0	0	0.2	1	0	0	0	0	0	0	0	0	0

CAREER TRANSACTIONS

2015 — Selected by the Oakland Athletics organization in the 19th round of the First-Year Player Draft. **2021** — On the injured list, August 27 to September 9; included rehabilitation assignment to Stockton, September 9.

WILD CARD RECORD

Year	Club/Opp.	AVG.	G	AB	R	H	2B	3B	HR	RBI	SH	SF	HP	BB	SO	SB	CS	OBP	SLG	E
2019	OAK vs. TB	.000	1	1	0	0	0	0	0	0	0	0	0	0	0	0	0	.000	.000	0

BROWN'S CAREER BESTS

Hits: 4, August 29, 2019 at Kansas City

Home Runs: 2, October 3, 2021 at Houston

Runs Batted In: 3 (five times), last: October 3, 2021 at Houston

Stolen Bases: 1 (four times), last: August 21, 2021 vs. San Francisco

Hitting Streak: 5, May 18 to 24, 2021

Hitless Streak (At Bats): 24 (twice), last: May 26 to June 6, 2021

Game Ending RBI: 1, May 7, 2021 vs. Tampa Bay (home run)

Grand Slams: None

Pinch-Hit Home Runs: 1, July 25, 2021 at Seattle (Casey Sadler)

Inside-The-Park Home Runs: None

Lead Off Home Runs: None



OUTFIELDER

Height/Weight: 6-2 / 209 **Bats/Throws:** Right / Right
Birthdate: February 15, 1989 **End of Season Age:** 32
Birthplace/Resides: San Jose, California / Scottsdale, Arizona
Major League Service: 6 years, 92 days
Obtained: Acquired from Colorado for Austin House and cash, December 11, 2014
Contract Status: First year of a one-year contract through 2021
[@outtadapakmark](#) [bigleaguefoodie](#) [Updated Stats](#)

2021 HIGHLIGHTS

- Hit .231 in 141 games but walked 77 times and was hit by a pitch a 27 times for a .358 on-base percentage.
- His 27 hit by pitches tied for the Major League lead (France, SEA), broke the Athletics franchise record of 20 (Don Baylor in 1976, Jason Kendall in 2005) and tied for fourth most in American League history...now has 80 career hit by pitches, which is an Oakland record and second most in Athletics history.
- Has a .377 on-base percentage over the last three years, which is second best in the AL (min. 1000 pa).
- Had career highs in runs (93), hits (120), triples (4), walks, hit by pitches, games, at bats (519) and strikeouts (128) and matched his best in doubles (22).
- Also stole a career-high 12 bases after tallying just 17 steals in 504 games over his first six seasons...is 16-for-18 (88.9%) in stolen base attempts over the last two years.
- Led the A's in triples and hit by pitches.
- Hit .237 (80-for-338) with a .755 OPS against right-handed pitchers compared to .221 (40-for-181) with a .726 OPS against left-handers.
- Had a .198 batting average with the bases empty, .287 with runners on...hit .293 with runners in scoring position.
- Batted .255 with an .826 OPS, 11 home runs and 33 RBI in 74 games before the All-Star Break...then hit .206 with a .659 OPS, six home runs and 28 RBI in 67 games after the break
- Batted .206 at home, which was the fourth lowest home batting average in the AL.
- Was the A's leadoff hitter the first five months of the season as he started 105 of Oakland's first 128 games batting leadoff (missed 16 games over that span while on the injured list)... had just one career start batting first prior to this year...his .364 on-base percentage in the leadoff spot was the best among AL leadoff hitters with at least 250 plate appearances batting first...was 17-for-86 (.198) with 14 walks and five hit by pitches (.343 on-base percentage) to lead off the game.
- Had starts at every spot in the order except third, eighth and ninth.
- Started games at all three outfield positions, including a team-leading 93 in left field...had 21 starts in center field and 20 in right field...had career highs in total chances (249), putouts (243) and assists (3)...committed three errors for a .988 fielding percentage.
- Also went 2-for-17 (.118) in five starts at designated hitter and was 1-for-2 with a home run and RBI as a pinch hitter...is a .208 (10-for-48) career hitter in the pinch but six of the 10 hits are for extra bases (doubles, four home runs).
- Has now made 206 career starts in left field, 152 in center field, 87 in right field, 81 at first base, 46 at designated hitter and one at third base.
- Led the AL in reaching base on an error (10) and ranked third in pitches per plate appearance (4.23).
- Eight of his 27 hit by pitches came in 18 games against Los Angeles (AL).

HIT BY PITCH LEADERS

ATHLETICS, CAREER

- 93 Jimmy Dykes
- 80 **Mark Canha**
- 62 Sal Bando
- 62 Reggie Jackson
- 58 Bing Miller

AMERICAN LEAGUE, SEASON

- 35 Don Baylor, BOS (1986)
- 31 Brandon Guyer, TB/CLE (2016)
- 28 Don Baylor, BOS/MIN (1987)
- 27 **Mark Canha, OAK (2021)**
- 27 Ty France, SEA (2021)
- 27 David Eckstein, ANA (2002)

LIFETIME PLAYING RECORD

Year	Club	AVG.	G	AB	R	H	2B	3B	HR	RBI	SH	SF	HP	BB	SO	SB	CS	OBP	SLG	E
2010	GCL Marlins	.176	6	17	3	3	0	0	0	1	0	1	1	2	1	1	1	.286	.176	0
	Jamestown	.264	14	53	7	14	3	1	4	9	0	0	0	6	13	0	0	.339	.585	2
2011	Greensboro	.276	107	384	72	106	22	0	25	85	0	7	5	59	85	7	3	.374	.529	5
2012	Jupiter	.293	114	406	65	119	24	3	6	68	1	8	9	54	75	1	3	.382	.411	10
2013	Jacksonville	.273	128	425	63	116	32	2	13	58	5	5	15	54	102	6	1	.371	.449	9
2014	New Orleans	.303	127	465	83	141	28	3	20	82	0	7	8	57	112	3	1	.384	.505	7
2015	OAKLAND	.254	124	441	61	112	22	3	16	70	0	3	8	33	96	7	2	.315	.426	6
2016	OAKLAND	.122	16	41	4	5	0	0	3	6	1	1	1	0	20	0	0	.140	.341	1
2017	OAKLAND	.208	57	173	16	36	13	1	5	14	0	1	6	7	56	2	0	.262	.382	5
	Nashville	.283	75	272	52	77	25	3	12	50	1	3	7	34	62	4	0	.373	.529	1
2018	Nashville	.250	2	8	1	2	1	0	1	1	0	0	0	1	1	0	0	.333	.750	0
	OAKLAND	.249	122	365	60	91	22	0	17	52	0	2	10	34	88	1	2	.328	.449	0
2019	OAKLAND	.273	126	410	80	112	16	3	26	58	0	2	18	67	107	3	2	.396	.517	2
	Las Vegas	.125	2	8	0	1	1	0	0	1	0	1	0	0	3	0	0	.111	.250	0
2020	OAKLAND	.246	59	191	32	47	12	2	5	33	0	5	10	37	54	4	0	.387	.408	1
2021	OAKLAND	.231	141	519	93	120	22	4	17	61	0	2	27	77	128	12	2	.358	.387	3
Major League Totals		.244	645	2140	346	523	107	13	89	294	1	16	80	255	549	29	9	.344	.431	18

CAREER TRANSACTIONS

2010 — Selected by the Florida Marlins organization in the 7th round of the First-Year Player Draft. **2014** — Selected by the Colorado Rockies in the Rule 5 draft, December 11. Traded to the Oakland Athletics for minor league pitcher Austin House and cash considerations, December 11. **2016** — On the disabled list, May 9 to October 6. **2019** — On the injured list, April 29 to May 12; included rehabilitation assignment to Las Vegas, May 10 to 12. **2021** — On the injured list, June 25 to July 16.

WILD CARD RECORD

Year	Club/Opp.	AVG.	G	AB	R	H	2B	3B	HR	RBI	SH	SF	HP	BB	SO	SB	CS	OBP	SLG	E
2018	OAK vs. NYY	.000	1	1	0	0	0	0	0	0	0	0	0	1	0	0	0	.000	.000	0
2019	OAK vs. TB	.000	1	3	0	0	0	0	0	0	0	0	0	1	2	0	0	.250	.000	0
2020	OAK vs. CWS	.100	3	10	1	1	0	0	0	1	0	0	0	2	1	0	0	.250	.100	0
Totals		.071	5	14	1	1	0	0	0	1	0	0	0	3	4	0	0	.235	.071	0

DIVISION SERIES RECORD

Year	Club/Opp.	AVG.	G	AB	R	H	2B	3B	HR	RBI	SH	SF	HP	BB	SO	SB	CS	OBP	SLG	E
2020	OAK vs. HOU	.200	4	15	2	3	0	0	1	2	0	1	0	0	6	0	0	.188	.400	0

CANHA'S CAREER BESTS

Hits: 4, August 18, 2015 vs. Los Angeles (NL)

Home Runs: 2 (twice), August 25, 2019 vs. San Francisco; July 17, 2019 vs. Seattle

Runs Batted In: 4 (five times), last: September 4, 2021 at Toronto

Stolen Bases: 2 (twice), last: August 1, 2019 vs. Milwaukee

Hitting Streak: 11, June 17 to July 3, 2018

Hitless Streak (At Bats): 25, April 25, 2016 to April 9, 2017


Game Ending RBI: 7, September 25, 2020 vs. Houston (single); September 25, 2020 vs. Seattle (home run); August 23, 2020 vs. Los Angeles-AL (sacrifice fly); September 18, 2019 vs. Kansas City (double); September 27, 2017 vs. Seattle (home run), May 19, 2017 vs. Boston (home run), August 2, 2015 vs. Cleveland (double)

Grand Slams: None

Pinch-Hit Home Runs: 4, May 14, 2021 at Minnesota (Derek Law); May 21, 2019 at Cleveland (Trevor Bauer); September 21, 2018 vs. Minnesota (Gabriel Moya); July 14, 2018 at San Francisco (Tony Watson)

Inside-The-Park Home Runs: None

Lead Off Home Runs: 2, May 20, 2021 vs. Houston (Luis Garcia); May 6, 2021 vs. Toronto (Hyun Jin Ryu)

**LEFT-HANDED PITCHER****Height/Weight:** 6-2 / 235**Birthdate:** June 17, 1990**Birthplace/Resides:** Kettering, Ohio / Navarre, Ohio**Major League Service:** 7 years, 20 days**Obtained:** Acquired from the Chicago Cubs with cash for Greg Deichmann an Daniel Palencia, July 26, 2021**Contract Status:** First year of a one-year contract through 2021 with a mutual option for 2022[@bigcountry1739](#)[bigcountry1739](#)[Updated Stats](#)**2021 HIGHLIGHTS**

- Was acquired from the Chicago Cubs on July 26 and went 2-2 with five saves and a 1.53 ERA in 28 relief appearances with the A's...was 0-2 with a 2.06 ERA and .154 opponents average with the Cubs and combined for a 1.83 ERA and .186 opponents average in 71 games overall.
- Ranked fifth among Major League relievers in ERA, eighth in opponents OPS (.521), 10th in slugging percentage (.273) and 12th in on-base percentage (.248)...all four marks were the lowest of his career as was his opponents batting average.
- His 71 games pitched tied for 14th most in the majors and he is the only pitcher with 70 or more games pitched in each of the last four full seasons (2017-19, 21)...has pitched in 311 games dating back to 2017, which is second most in the majors to Yusmeiro Petit (318).
- Tied for ninth in the majors in holds (22).
- Had a career-high five saves, all with the A's...had just three saves in 384 career appearances before the trade...matched his career high in wild pitches (3)...his 64 strikeouts were the second most of his career (68 in 2019) as were his 68.2 innings pitched (75.0 in 2015).
- Allowed just six home runs in 68.2 innings for an average of 0.52 home runs per nine innings...has allowed just 21 home runs in 343.1 career innings (0.55 per nine innings).
- Issued 19 walks or 2.49 per nine innings, which was the lowest mark of his career.
- His opponents batting average included a mark of .170 (16-for-94) with a .473 OPS against left-handed hitters compared to .196 (29-for-148) with a .551 OPS against right-handers
- First batters faced were 12-for-65 (.185) with five walks and a sacrifice fly (.239 on-base percentage).
- Allowed a career-high 34.5% (10-of-29) inherited runners to score, including 5-of-9 (55.6%) with the A's.
- Yielded just one run in the eighth inning (0.27 ERA) and opponents hit .135 with a .387 OPS.
- Posted a 1.15 ERA in 41 appearances on one day of rest or fewer, a 2.79 ERA in 25 games on two days rest or more.
- Had a 1.42 ERA and .417 OPS in 40 appearances before the All-Star Break, a 2.35 ERA and .637 OPS in 31 games after the break...now has a 2.78 ERA and .574 OPS before the break in his career, a 3.89 ERA and .704 OPS after the break.
- Posted a 1.18 ERA in 38 night games, a 2.64 ERA in 33 day games.
- Compiled a 0.88 ERA against American League teams, a 2.61 ERA against National League competition.
- Had a .113 opponents batting average with two strikes but surrendered three of his five home runs.
- Opponent's hit .092 off his slider, which was seventh lowest in the majors among pitchers with 200 or more sliders.
- Held the opponents clean-up hitter to a .138 batting average.

LIFETIME PITCHING RECORD

Year	Club	W	L	ERA	G	GS	CG	SHO	SV	IP	H	R	ER	HR	HB	BB	IBB	SO	WP	BK
2011	AZL D-backs	0	0	0.00	1	1	0	0	0	1.0	1	0	0	0	1	0	0	2	0	0
2012	Visalia	6	6	4.93	30	22	0	0	0	122.1	112	74	67	12	2	69	0	150	10	1
2013	Visalia	3	1	4.65	6	6	0	0	0	31.0	32	16	16	1	0	14	1	32	4	1
	Mobile	10	7	2.85	21	21	2	0	0	126.1	118	46	40	5	3	41	0	87	12	1
2014	Mobile	4	1	1.96	9	9	0	0	0	55.0	49	14	12	4	1	19	0	41	3	2
	Reno	5	6	5.34	17	16	0	0	0	92.2	111	62	55	11	2	39	3	73	3	1
	ARIZONA	0	1	3.86	3	3	0	0	0	14.0	13	6	6	0	1	8	1	10	2	0
2015	ARIZONA	5	1	2.76	66	0	0	0	2	75.0	56	23	23	3	1	30	6	58	2	0
	Reno	0	0	0.00	1	0	0	0	0	1.0	0	0	0	0	0	0	0	1	0	0
2016	ARIZONA	0	1	6.75	32	0	0	0	0	22.2	22	18	17	1	1	11	1	28	2	0
	Reno	1	1	1.93	7	1	0	0	0	9.1	6	3	2	0	0	2	1	8	0	0
	Visalia	1	0	0.00	4	0	0	0	0	4.0	0	0	0	0	0	2	0	6	0	0
	AZL D-backs	0	0	0.00	1	1	0	0	0	1.0	0	0	0	0	0	0	0	2	0	0
2017	ARIZONA	1	0	3.51	71	0	0	0	0	51.1	48	21	20	5	2	21	3	61	1	1
2018	ARIZONA	1	6	3.10	77	0	0	0	0	49.1	41	18	17	0	2	25	1	53	3	0
2019	ARIZONA	2	2	3.76	77	0	0	0	0	52.2	52	23	22	6	2	18	0	68	2	0
2020	ARIZONA	1	1	8.10	11	0	0	0	0	6.2	9	6	6	1	0	4	0	10	0	0
	CHICAGO (NL)	0	1	3.00	4	0	0	0	1	3.0	2	1	1	1	0	1	1	3	0	0
2021	CHICAGO (NL)	0	2	2.06	43	0	0	0	0	39.1	21	9	9	1	2	12	1	37	2	0
	OAKLAND	2	2	1.53	28	0	0	0	5	29.1	24	5	5	3	0	7	0	27	1	0
Major League Totals		12	17	3.30	412	3	0	0	8	343.1	288	130	126	21	11	137	14	355	15	1

CAREER TRANSACTIONS

2011 — Selected by the Arizona Diamondbacks organization as a supplemental pick (43rd overall) following the first round of the First-Year Player Draft. **2016** — On the disabled list, July 4 to September 5; included rehabilitation assignments to the AZL Diamondbacks, August 1 to 3, Visalia, August 4 to 11, and Reno, September 1 to 5. **2018** — On the paternity list, July 31 to August 2. **2020** — On the injured list, August 19 to September 18. Traded to the Chicago Cubs with cash considerations for a player to be named later (minor league infielder Ronny Simon on November 5), August 31. Elected free agency, October 28. **2021** — Re-signed by the Chicago Cubs, February 5. Traded to the Oakland Athletics with cash for outfielder Greg Deichmann and minor league pitcher Daniel Palencia, July 26.

WILD CARD SERIES RECORD

Year	Club/Opp.	W	L	ERA	G	GS	CG	SHO	SV	IP	H	R	ER	HR	HB	BB	IBB	SO	WP	BK
2017	ARI vs. COL	1	0	0.00	1	0	0	0	0	0.1	0	0	0	0	0	0	0	0	0	0
2020	CHI vs. MIA	0	0	0.00	1	0	0	0	0	0.1	0	0	0	0	0	0	0	0	0	0
Totals		1	0	0.00	2	0	0	0	0	0.2	0	0	0	0	0	0	0	0	0	0

DIVISION SERIES RECORD

Year	Club/Opp.	W	L	ERA	G	GS	CG	SHO	SV	IP	H	R	ER	HR	HB	BB	IBB	SO	WP	BK
2017	ARI vs. LAD	0	0	27.00	2	0	0	0	0	0.1	2	1	1	0	0	0	0	0	0	0

CHAFIN'S CAREER BESTS

Low Hit Complete Game: None

Innings Pitched: 6.0, September 17, 2014 vs. San Francisco. As reliever: 3.0 (twice), last: June 21, 2015 vs. San Diego

Strikeouts: 5 (twice), last: May 6, 2017 at Colorado

Pitches: 101, August 13, 2014 at Cleveland. As reliever: 56, April 28, 2015 vs. Colorado

Longest Winning Streak: 5, April 28 to July 3, 2015

Longest Losing Streak: 6, June 29, 2018 to July 20, 2019

Longest Scoreless Streak: 24.1, May 8 to July 21, 2021

**THIRD BASEMAN****Height/Weight:** 6-0 / 215**Bats/Throws:** Right / Right**Birthdate:** April 28, 1993**End of Season Age:** 28**Birthplace/Resides:** Victorville, California / Trabuco Canyon, California**Major League Service:** 4 years, 109 days**Obtained:** Selected in the 1st round of the 2014 First-Year Player Draft**Contract Status:** First year of a one-year contract through 2021
[@mattchap6](#)
[matthewchapman26](#)
[Updated Stats](#)
2021 HIGHLIGHTS

- Batted .210 with 27 home runs, 72 RBI and a .716 OPS in 151 games in his fifth season with the A's...the batting average and OPS were career lows as was his .403 slugging percentage...it marked the third consecutive season his batting average and OPS decreased.
- His batting average was second lowest in the American League (Gallo, TEX/NYY .199) and third lowest in the majors (Suarez, CIN .198)...it was third lowest in Oakland history to Mark McGwire (.201) in 1991 and Scott Brosius (.203) in 1997 (min. 502 plate appearances).
- Struck out an Athletics record 202 times, breaking the previous mark of 197 set by Jack Cust in 2008...had the second most strikeouts in the majors to Gallo (213).
- Walked a career-high 80 times, which tied for ninth most in the AL...led the majors in pitches per plate appearance (4.30).
- Reached double figures in home runs for the fifth time in five seasons and joins Bob Johnson as the only players in Athletics history hit 10 or more home runs in each of his first five seasons...Johnson did it in his first 10 seasons from 1933-42.
- Tied for fifth in the AL with a career-high nine sacrifice flies.
- Stole three bases after tallying just two in 422 games over his first four seasons.
- Led Major League third basemen in fielding percentage (.987)...rounded to four digits, his mark of .9865 fell .0007 short of the Oakland record of .9872 set by Eric Chavez in 2006.
- Had 166 putouts, which were the most by a ML third baseman since Darrell Evans had 185 for Atlanta in 1974...they were third most in Oakland history to Sal Bando (188 in 1968 and 178 in 1969).
- Also led ML third basemen in total chances (446), ranked second in double plays (38) and fourth in assists (274).
- Offensively, he ranked fourth among AL third basemen in home runs (27) and RBI (72).
- Appeared in 150 games, all starts, at third base...also played in three games at shortstop...now has 571 career games at third base, which is fifth most in Oakland history.
- Batted .228 (41-for-180) with an .806 OPS against left-handed pitchers compared to .201 (70-for-349) with a .670 OPS against right-handers...hit 14 home runs in 180 at bats against lefties (1 per 12.9 at bats), 13 in 349 against righties (1 per 26.8 at bats)...ranked seventh in the AL in home runs against lefties.
- Hit .185 in Oakland, which was the second lowest home batting average in the majors (Seager, SEA .159)...had the fifth lowest OPS (.639)...the home batting average was third lowest in Oakland history (Davis, .172 in 2019; McGwire, .185 in 1991).
- Hit 23 of his 27 home runs with the bases empty and tied for fifth in the AL in solo home runs...31 of his 37 home runs over the last two years have come with no one on base...batted .190 with runners on base, which was second lowest in the AL.
- Went 4-for-10 (.400) with eight RBI with the bases loaded and is .324 (11-for-34) career hitter in that situation with no grand slams.
- Was batting .227 with 11 home runs and 42 RBI in 89 games at the All-Star Break...had 16 home runs and 30 RBI in 62 games after the break, but his average dropped to .185...had the third lowest post-break average in the AL.
- Hit .156 against AL West competition, which was the lowest intradivision batting average in the majors and the lowest in Athletics history...had the second lowest OPS in the majors (.564).

- Batted .117 with two strikes, which was third lowest in the AL.
- Pinch hit for the first time in his career and struck out.
- Started games at every spot in the order except first and ninth...led the A's with 46 starts in the five spot and 33 in the six spot...had his best success from the five spot where he hit .263 with 10 home run and 25 RBI.

LIFETIME PLAYING RECORD

Year	Club	AVG.	G	AB	R	H	2B	3B	HR	RBI	SH	SF	HP	BB	SO	SB	CS	OBP	SLG	E
2014	AZL Athletics	.429	3	14	1	6	1	1	0	0	0	0	0	1	1	0	0	.467	.643	1
	Beloit	.237	50	190	22	45	8	3	5	20	0	0	5	7	46	2	1	.282	.389	11
	Midland	.000	1	3	0	0	0	0	0	0	0	0	0	0	0	0	0	.000	.000	0
2015	Stockton	.250	80	304	60	76	21	3	23	57	0	4	5	39	79	4	1	.341	.566	19
2016	Midland	.244	117	438	78	107	26	4	29	83	0	4	3	59	147	7	4	.335	.521	15
	Nashville	.197	18	76	14	15	1	1	7	13	0	0	0	9	26	0	0	.282	.513	1
2017	Nashville	.257	49	175	30	45	6	2	16	30	0	3	1	25	63	5	4	.348	.589	7
	OAKLAND	.234	84	290	39	68	23	2	14	40	0	2	2	32	92	0	3	.313	.472	13
	Stockton	.000	2	7	0	0	0	0	0	0	0	0	0	1	3	0	0	.125	.000	0
2018	OAKLAND	.278	145	547	100	152	42	6	24	68	0	2	9	58	146	1	2	.356	.508	20
	Stockton	.250	1	4	0	1	0	0	0	0	0	0	0	0	1	0	0	.250	.250	1
2019	OAKLAND	.249	156	583	102	145	36	3	36	91	0	3	11	73	147	1	1	.342	.506	9
2020	OAKLAND	.232	37	142	22	33	9	2	10	25	0	1	1	8	54	0	0	.276	.535	5
2021	OAKLAND	.210	151	529	75	111	15	3	27	72	0	9	4	80	202	3	2	.314	.403	6
Major League Totals		.243	573	2091	338	509	125	16	111	296	0	17	27	251	641	5	8	.330	.478	53

CAREER TRANSACTIONS

2014 — Selected by the Oakland Athletics in the 1st round (25th selection overall) of the First-Year Player Draft.
2017 — On the disabled list, June 19 to July 2; included rehabilitation assignment to Stockton, July 1 to 2. **2018** — On the disabled list, June 15 to July 2; included rehabilitation assignment to Stockton, July 2. **2020** — On the injured list, September 9 to 27.

WILD CARD RECORD

Year	Club/Opp.	AVG.	G	AB	R	H	2B	3B	HR	RBI	SH	SF	HP	BB	SO	SB	CS	OBP	SLG	E
2018	OAK vs. NYY	.200	1	5	0	1	0	0	0	0	0	0	0	0	0	0	0	.200	.200	0
2019	OAK vs. TB	.333	1	3	0	1	0	0	0	0	0	0	0	1	0	0	0	.500	.333	0
Totals		.250	2	8	0	2	0	0	0	0	0	0	0	1	0	0	0	.333	.250	0

ALL-STAR GAME RECORD

Year	Club/Site	AVG.	G	AB	R	H	2B	3B	HR	RBI	SH	SF	HP	BB	SO	SB	CS	OBP	SLG	E
2019	A.L./Cle.	—	1	0	1	0	0	0	0	0	0	0	0	1	0	0	0	1.000	—	0

CHAPMAN'S CAREER BESTS

Hits: 4, July 7, 2018 at Cleveland

Home Runs: 2 (eight times), August 31, 2021 at Detroit; August 14, 2021 at Texas; August 20, 2020 vs. Arizona; August 10, 2020 at Los Angeles (AL); August 15, 2019 vs. Houston; August 14, 2019 at San Francisco; August 26, 2018 at Minnesota; July 15, 2017 vs. Cleveland

Runs Batted In: 6, August 10, 2020 at Los Angeles (AL); 6, June 30, 2019 at Los Angeles (AL); 5, July 16, 2019 vs. Seattle

Stolen Bases: 1 (five times), last: August 3, 2021 vs. San Diego

Hitting Streak: 16, June 11 to 29, 2021

Hitless Streak (At Bats): 23, September 22 to 28, 2021

Game Ending RBI: 2, June 20, 2019 vs. Tampa Bay (home run); May 10, 2019 vs. Cleveland (home run)

Grand Slams: None

Pinch-Hit Home Runs: None

Inside-The-Park Home Runs: None

Lead Off Home Runs: None



DESIGNATED HITTER/OUTFIELDER

Height/Weight: 5-11 / 205 **Bats/Throws:** Right / Right
Birthdate: December 21, 1987 **End of Season Age:** 33
Birthplace/Resides: Lakewood, California / Paradise Valley, Arizona
Major League Service: 8 years, 39 days
Obtained: Signed to a minor league contract, August 4, 2021
Contract Status: Second year of a two-year contract through 2021

[Updated Stats](#)

2021 HIGHLIGHTS

- Was traded by the A's to Texas prior to the start of Spring Training but finished the year with Oakland after being released by the Rangers in mid-June.
- Began the season on the Texas injured list with a strained left quadriceps and was reinstated on May 8...hit .157 with two home runs and five RBI in 22 games before he was designated for assignment on June 8 and released on June 13.
- Signed a minor league deal with the A's on Aug. 4 and, after four games with the A's affiliate in the Arizona Complex League, he was moved up to Triple-A Las Vegas on Aug. 12...hit .333 with 10 home runs and 25 RBI in 16 games with the Aviators...the home runs and RBI over that span (Aug. 12-31) were the most in the majors or minors.
- Was promoted to Oakland on Sept. 1 and hit .255 with a home run and five RBI in 20 games with the A's...batted .206 with three home runs and 10 RBI in 42 games overall.
- Now has 159 career home runs with the A's, which is eighth most in Oakland history...also ranks sixth in slugging percentage (.493) and seventh in strikeouts (723).
- Has 161 home runs over the last six years, which are fourth most in the American League over that span.
- Hit .208 (11-for-53) with a .649 OPS against left-handed pitchers, .204 (10-for-49) with a .620 OPS against right-handers...his career splits are .243 with a .820 OPS against lefties, .241 with a .799 OPS against righties.
- Combined for a .125 batting average and .330 OPS in 19 games in his home ballparks, .278 with a .888 OPS in 23 games on the road...hit all three of his home runs and drove in nine of his 10 runs on the road.
- All three of his home runs came in the seventh inning or later...batted .145 in innings 1-6, .300 from the seventh inning on.
- Made two starts on defense, both in left field with Texas...also started 25 games at designated hitter (14 with Oakland, 11 with Texas) where he batted .163 with four RBI.
- Now has 95 home runs and 263 RBI in 396 career games at DH with the A's...all three marks are second most in Oakland history to Dave Kingman, who had 98 home runs and 290 RBI in 428 games.
- Was 5-for-14 (.357) with a double, two home runs, four RBI and a walk as a pinch hitter...was one of two AL pinch hitters with two home runs (Pinder, OAK) and one of six with three extra base hits.
- Made nine starts hitting sixth and seventh, four batting fifth, three in the eight spot and two hitting third.
- Has 455 career games hitting fourth with the A's, which is third most in Oakland history behind Mark McGwire (786) and Sal Bando (481).
- Went 4-for-8 (.500) with two of his three home runs in four interleague games.

LIFETIME PLAYING RECORD

Year	Club	AVG.	G	AB	R	H	2B	3B	HR	RBI	SH	SF	HP	BB	SO	SB	CS	OBP	SLG	E
2009	Helena	.000	1	1	0	0	0	0	0	0	0	0	0	0	0	0	0	.000	.000	0
	AZL Brewers	.243	10	37	7	9	0	2	2	8	0	1	1	6	11	4	0	.356	.514	0
2010	Wisconsin	.280	128	457	86	128	26	4	22	72	2	4	15	77	120	17	10	.398	.499	3
2011	Brevard County	.309	90	304	50	94	21	1	15	68	0	7	9	51	70	10	5	.415	.533	2
	Huntsville	.210	35	124	10	26	7	1	2	16	0	1	1	10	23	0	0	.272	.331	1
2012	Huntsville	.383	44	128	23	49	9	0	8	23	1	0	5	20	33	2	2	.484	.641	2
	AZL Brewers	.368	6	19	7	7	0	0	3	5	0	0	1	2	7	1	1	.455	.842	0
	Nashville	.310	32	113	23	35	12	0	4	24	0	4	3	20	27	1	0	.414	.522	0
2013	MILWAUKEE	.279	56	136	27	38	10	0	11	27	0	1	5	11	34	3	0	.353	.596	1
	Nashville	.255	69	243	35	62	12	1	13	37	0	2	5	31	59	6	4	.349	.473	5
2014	MILWAUKEE	.244	144	501	70	122	37	2	22	69	0	6	10	32	122	4	1	.299	.457	3
2015	MILWAUKEE	.247	121	392	54	97	16	2	27	66	0	3	1	44	122	6	2	.323	.505	5
	Wisconsin	.100	6	20	1	2	0	0	0	2	0	1	0	3	2	0	0	1.208	1.00	0
2016	OAKLAND	.247	150	555	85	137	24	2	42	102	0	5	8	42	166	1	2	.307	.524	5
2017	OAKLAND	.247	153	566	91	140	28	1	43	110	0	7	6	73	195	4	0	.336	.528	1
2018	OAKLAND	.247	151	576	98	142	28	1	48	123	0	7	12	59	175	0	0	.326	.549	0
2019	OAKLAND	.220	133	481	61	106	11	0	23	73	0	2	3	47	146	0	0	.293	.387	0
2020	OAKLAND	.200	30	85	9	17	5	0	2	10	0	1	3	10	26	0	0	.303	.329	0
2021	Round Rock	.000	1	4	0	0	0	0	0	0	0	0	0	2	0	0	0	.000	.000	0
	TEXAS	.157	22	51	8	8	1	1	2	5	0	2	0	8	16	0	0	.262	.333	0
	AZL A's	.091	4	11	3	1	0	0	0	1	0	0	1	3	4	0	0	.333	.091	0
	Las Vegas	.333	16	63	16	21	3	2	10	25	0	0	1	4	13	0	0	.382	.921	0
	OAKLAND	.255	20	51	3	13	4	0	1	5	0	0	0	2	15	0	0	.283	.392	0
Major League Totals		.242	980	3394	506	820	164	9	221	590	0	34	48	328	1017	18	5	.314	.491	15

CAREER TRANSACTIONS

2006 — Selected by the Washington Nationals organization in the 29th round of the First-Year Player Draft; did not sign. **2009** — Selected by the Milwaukee Brewers organization in the 7th round of the First-Year Player Draft. **2015** — On the disabled list, May 31 to July 6; included rehabilitation assignment to Wisconsin, July 1 to 6. **2016** — Traded to the Oakland Athletics for minor league pitcher Bubba Derby and minor league catcher Jacob Nottingham, February 12. **2018** — On the disabled list, May 21 to 30. **2019** — On the injured list, May 22 to 31. On the paternity list, August 29 to 31. **2021** — Traded to the Texas Rangers with catcher Jonah Heim and minor league pitcher Dane Acker for shortstop Elvis Andrus, catcher Aramis Garcia and cash, February 6. On the injured list, April 1 to May 7; included rehabilitation assignment to Round Rock, May 6 to 7. Released, June 13; signed by the Oakland A's to a minor league contract, August 4.

WILD CARD RECORD

Year	Club/Opp.	AVG.	G	AB	R	H	2B	3B	HR	RBI	SH	SF	HP	BB	SO	SB	CS	OBP	SLG	E
2018	OAK vs. NYY	.250	1	4	1	1	0	0	1	2	0	0	0	0	2	0	0	.250	1.000	0
2019	OAK vs. TB	.000	1	4	0	0	0	0	0	0	0	0	0	3	0	0	0	.000	.000	0
2020	OAK vs. CWS	.250	2	8	1	2	0	0	1	1	0	0	0	2	0	0	0	.250	.625	0
Totals		.188	4	16	2	3	0	0	2	3	0	0	0	7	0	0	0	.188	.563	0

DIVISION SERIES RECORD

Year	Club/Opp.	AVG.	G	AB	R	H	2B	3B	HR	RBI	SH	SF	HP	BB	SO	SB	CS	OBP	SLG	E
2020	OAK vs. HOU	.250	4	16	2	4	0	0	2	3	0	0	1	0	8	0	0	.294	.625	0

DAVIS' CAREER HIGHS

Hits: 4 (four times), last: May 17, 2018 at Toronto

Home Runs: 3, May 17, 2016 vs. Texas. 2 (25 times), September 13, 2019 at Texas; May 13, 2019 at Seattle; April 11, 2019 at Baltimore; April 10, 2019 at Baltimore; September 21, 2018 vs. Minnesota; August 19, 2018 vs. Houston; July 25, 2018 at Texas; July 22, 2018 vs. San Francisco; June 13, 2018 vs. Houston; June 8, 2018 vs. Kansas City; April 13, 2018 at Seattle; August 25, 2017 vs. Texas; June 28, 2017 at Houston; April 28, 2017 at Houston; April 3, 2017 vs. Los Angeles (AL); September 18, 2016 at Texas; July 27, 2016 at Texas; July 16, 2016 vs. Toronto; May 2, 2016 vs. Seattle; September 27, 2015 at St. Louis; August 19, 2015 vs. Miami; August 9, 2015 vs. St. Louis; August 6, 2015 vs. San Diego; May 25, 2015 vs. San Francisco; August 23, 2013 at Cincinnati

Runs Batted In: 6 (twice), May 17, 2016 vs. Texas; August 6, 2015 vs. San Diego; 5 (three times), last: July 25, 2018 at Texas

Stolen Bases: 1 (18 times), last: June 27, 2017 at Houston

Hitting Streak: 14, June 27 to July 12, 2018

Hitless Streak (At Bats): 20, August 16 to 22, 2017

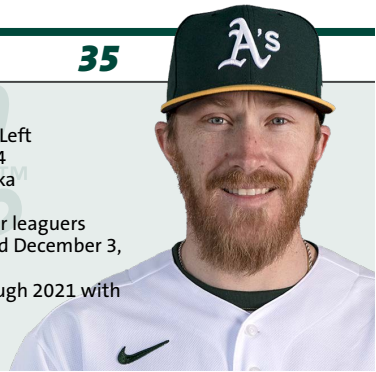
Game Ending RBI: 7, July 28, 2019 vs. Texas (walk); September 21, 2018 vs. Minnesota (home run); May 5, 2018 vs. Baltimore (home run); July 15, 2017 vs. Cleveland (home run); June 15, 2017 vs. New York-AL (single); May 17, 2016 vs. Texas (grand slam); May 15, 2014 vs. Pittsburgh (single)

Grand Slams: 2, September 16, 2018 at Tampa Bay (Sergio Romo); May 17, 2016 vs. Texas (Shawn Tolleson)

Pinch-Hit Home Runs: 6, October 3, 2021 at Houston (Blake Taylor); June 1, 2021 at Colorado (Carlos Estevez); June 1, 2021 at Colorado (Carlos Estevez); July 18, 2015 vs. Pittsburgh (Antonio Bastardo); May 11, 2015 vs. Chicago-Al (Zach Duke); July 23, 2013 vs. San Diego (Colt Hynes)

Inside-The-Park Home Runs: None

Lead Off Home Runs: None



LEFT-HANDED PITCHER

Height/Weight: 6-4 / 195

Birthdate: January 21, 1987

Birthplace/Resides: Wymore, Nebraska / Lincoln, Nebraska

Major League Service: 9 years, 50 days

Obtained: Acquired from the Kansas City Royals for minor leaguers Ismael Aquino and Dairon Blanco, July 27, 2019; re-signed December 3, 2019

Contract Status: Second year of a two-year contract through 2021 with a club option for 2022.

[@JakeDiekman](#) [@jakediekman](#) [Updated Stats](#)

2021 HIGHLIGHTS

- Began the season sharing closing duties with Lou Trivino but spent the final four months as a late-inning set-up man...was 3-3 with seven saves and a 3.86 ERA in 67 relief appearances.
- His seven saves were a career-high as he had just seven career saves entering the season...also had career highs in home runs (10) and wild pitches (8).
- Struck out 83 batters in 60.2 innings and finished with more strikeouts than innings pitched for the 10th time in his 10 seasons in the majors...ranked 10th among American League relievers in strikeouts.
- Allowed a .211 opponents batting average but issued 34 walks for a .324 on-base percentage...has a .219 career opponents batting average but a .330 on-base percentage.
- Had seven blown saves, which tied for the most in the AL, but none of those came in the ninth inning.
- His opponents batting average broke down to .200 (28-for-140) with a .711 OPS against right-handed hitters compared to .229 (19-for-83) with a .716 OPS against left-handers...surrendered nine of his 10 home runs to righties but issued 17 of his 34 walks to lefties.
- First batters faced were 12-for-55 (.218) but he walked eight and hit three for a .348 on-base percentage...now has a .209 career average against first batters faced but a .330 on-base percentage.
- Allowed 7-of-17 (41.2%) inherited runners to score.
- Compiled a 4.91 ERA and .232 opponents batting average in 33 outings on one day of rest or fewer, a 2.35 ERA and .170 opponents average in 33 appearances on two days rest or more.
- Posted a 2.42 ERA and .582 OPS in 30 games at home, a 4.93 ERA and .813 OPS on the road...yielded just three of his 10 home runs at home...now has a 1.88 ERA in 67 career appearances in the Coliseum and has surrendered just three home runs in 57.1 innings.
- Compiled a 0.96 ERA in nine interleague appearances.
- Allowed a .131 batting average with two strikes and a .100 average against the opponents number five hitter.
- Opponents hit .121 off his slider, which was fourth lowest in the AL among pitchers with 300 or more sliders.

MLB MOST HOLDS, 2019-21

58	Jake Diekman
58	Yusmeiro Petit
54	Tony Watson
52	Adam Ottavino
51	Aaron Bummer

LIFETIME PITCHING RECORD

Year	Club	W	L	ERA	G	GS	CG	SHO	SV	IP	H	R	ER	HR	HB	BB	IBB	SO	WP	BK
2007	GCL Phillies	1	3	2.92	10	7	0	0	0	37.0	29	12	12	2	3	13	0	35	0	0
	Williamsport	2	1	2.25	3	3	0	0	0	16.0	10	4	4	0	1	8	0	11	1	0
2008	Lakewood	3	5	5.42	19	19	0	0	0	96.1	120	72	58	4	5	47	0	53	12	3
	Williamsport	1	4	4.40	8	8	1	0	0	45.0	41	24	22	4	1	25	0	43	2	0
2009	Lakewood	2	0	4.04	32	2	0	0	2	55.2	59	32	25	3	0	28	0	52	4	3
2010	Lakewood	2	0	1.90	21	0	0	0	0	23.2	16	11	5	0	5	15	0	30	3	0
	Clearwater	0	2	3.66	24	0	0	0	0	32.0	22	20	13	2	6	23	0	26	2	0
2011	Reading	0	1	3.05	53	0	0	0	3	65.0	47	29	22	3	5	44	2	83	7	0
2012	Lehigh Valley	1	1	1.69	25	0	0	0	7	26.2	19	5	5	0	2	13	1	37	0	0
	PHILADELPHIA	1	1	3.95	32	0	0	0	0	27.1	25	17	12	1	3	20	3	35	1	0
2013	Lehigh Valley	1	0	5.70	30	0	0	0	11	30.0	31	22	19	1	1	24	1	37	1	0
	PHILADELPHIA	1	4	2.58	45	0	0	0	0	38.1	34	15	11	1	0	16	2	41	2	1
2014	PHILADELPHIA	5	5	3.80	73	0	0	0	0	71.0	66	36	30	4	3	35	5	100	7	0
2015	PHILADELPHIA	2	1	5.15	41	0	0	0	0	36.2	40	23	21	3	2	24	0	49	1	0
	Lehigh Valley	0	0	0.00	6	0	0	0	3	7.0	5	0	0	0	0	1	0	7	1	0
	TEXAS	0	0	2.08	26	0	0	0	0	21.2	13	5	5	2	1	7	0	20	1	0
2016	TEXAS	4	2	3.40	66	0	0	0	4	53.0	36	22	20	4	3	26	1	59	3	0
2017	Frisco	1	0	1.80	5	1	0	0	0	5.0	3	1	1	0	0	0	0	6	0	0
	Round Rock	0	0	0.00	1	0	0	0	0	1.1	0	0	0	0	0	0	0	2	0	0
	TEXAS	0	0	2.53	11	0	0	0	1	10.2	4	3	3	1	0	10	1	13	0	0
2018	TEXAS	1	1	3.69	47	0	0	0	2	39.0	31	18	16	2	3	23	1	48	0	0
	ARIZONA	0	1	7.53	24	0	0	0	0	14.1	18	15	12	2	3	8	1	18	3	0
2019	KANSAS CITY	0	6	4.75	48	0	0	0	0	41.2	33	23	22	3	8	23	0	63	4	0
	OAKLAND	1	1	4.43	28	0	0	0	0	20.1	16	11	10	0	3	16	1	21	2	0
2020	OAKLAND	2	0	0.42	21	0	0	0	0	21.1	8	2	1	1	1	12	1	31	0	0
2021	OAKLAND	3	3	3.86	67	0	0	0	7	60.2	47	29	26	10	4	34	2	83	8	0
Major League Totals		20	25	3.73	529	0	0	0	14	456.0	371	219	189	34	34	254	18	581	32	1

CAREER TRANSACTIONS

2007 — Selected by the Philadelphia Phillies organization in the 30th round of the First-Year Player Draft. **2015** — Traded to the Texas Rangers with pitcher Cole Hamels and cash for pitchers Jared Eickhoff and Matt Harrison, catcher Jorge Alfaro, minor league pitchers Alec Asher and Jake Thompson and minor league outfielder Nick Williams, July 31. **2016** — On the disabled list, July 6 to 21. **2017** — On the disabled list, February 14 to August 31; included rehabilitation assignments to Frisco, August 17 to 24 and August 28 to 31, and Round Rock, August 25 to 27. **2018** — Traded to the Arizona Diamondbacks for minor league pitcher Wei-Chieh Huang and a player to be named later (minor league pitcher Joshua Javier on August 17), July 31. Elected free agency, October 29. **2019** — Signed by the Kansas City Royals, February 13. Traded to the Oakland Athletics for minor league pitcher Ismael Aquino and minor league outfielder Dairon Blanco, July 27. Elected free agency (option not exercised), October 31; re-signed by Oakland, December 3.

WILD CARD RECORD

Year	Club/Opp.	W	L	ERA	G	GS	CG	SHO	SV	IP	H	R	ER	HR	HB	BB	IBB	SO	WP	BK
2019	OAK vs. TB	0	0	0.00	1	0	0	0	0	0.1	0	0	0	0	0	0	0	0	0	0
2020	OAK vs. CWS	0	0	0.00	3	0	0	0	1	1.2	0	0	0	0	0	2	0	1	0	0
Totals		0	0	0.00	4	0	0	0	1	2.0	0	0	0	0	0	2	0	1	0	0

DIVISION SERIES RECORD

Year	Club/Opp.	W	L	ERA	G	GS	CG	SHO	SV	IP	H	R	ER	HR	HB	BB	IBB	SO	WP	BK
2015	TEX vs. TOR	0	0	1.50	4	0	0	0	0	6.0	2	1	1	0	0	0	0	5	0	0
2016	TEX vs. TOR	0	0	27.00	2	0	0	0	0	1.0	5	3	3	1	0	2	1	1	0	0
2020	OAK vs. HOU	0	0	6.00	3	0	0	0	0	3.0	3	2	2	1	1	1	0	4	0	0
Totals		0	0	5.40	9	0	0	0	0	10.0	10	6	6	2	1	2	1	10	0	0

DIEKMANN'S CAREER BESTS

Low Hit Complete Game: None
Innings Pitched: 2.0 (15 times), last: August 23, 2020 vs. Los Angeles (AL)
Strikeouts: 5, July 3, 2013 at Pittsburgh
Pitches: 52, April 28, 2015 at St. Louis
Longest Winning Streak: 3, June 7 to August 10, 2016
Longest Losing Streak: 8, June 26, 2018 to July 7, 2019
Longest Scoreless Streak: 22.0, September 16, 2019 to September 19, 2020

RIGHT-HANDED PITCHER

Height/Weight: 6-2 / 211

Bats/Throws: Right / Right

Birthdate: June 15, 1985

End of Season Age: 36

Birthplace/Resides: Hollywood, Florida / Deerfield Beach, Florida

Major League Service: 8 years, 85 days

Obtained: Acquired from the Detroit Tigers for Nolan Blackwood and Logan Shore, August 6, 2018; re-signed, December 24, 2018 and February 16, 2021

Contract Status: First year of a one-year contract through 2021.

 [Updated Stats](#)


2021 HIGHLIGHTS

- Made just two starts for the A's due to a pair of stints on the injured list with back and elbow problems.
- Was 0-2 with a 7.71 ERA and .366 opponents batting average in two starts.
- Did not pitch during the spring and began the season on the 10-day injured list with a lumbar strain...was reinstated on April 26 and started on April 30 against Baltimore and May 6 against Toronto before returning to the IL on May 7 with a sprained right elbow...was transferred to the 60-day IL May 21.
- Began a rehab assignment with Triple-A Las Vegas on Sept. 14 and went 0-1 with a 9.00 ERA and .360 opponents average in three games, including one start, before he was shut down for the remainder of the season on Sept. 30.

LIFETIME PITCHING RECORD

Year	Club	W	L	ERA	G	GS	CG	SHO	SV	IP	H	R	ER	HR	HB	BB	IBB	SO	WP	BK
2009	Helena	1	0	1.29	13	0	0	0	8	21.0	10	3	3	2	1	1	0	35	2	0
	Wisconsin	0	0	0.00	3	0	0	0	1	6.0	4	0	0	0	1	2	0	8	0	0
	Brevard County	1	0	1.98	6	0	0	0	2	13.2	10	3	3	2	0	2	0	16	0	0
2010	Brevard County	4	8	3.47	17	15	0	0	0	93.1	78	37	36	6	11	23	0	94	5	0
	Huntsville	1	1	3.69	10	4	0	0	1	31.2	28	13	13	3	3	9	0	36	1	0
2011	Huntsville	5	3	2.64	22	8	0	0	5	61.1	42	21	18	7	2	14	0	63	1	2
	Nashville	8	0	1.11	12	10	1	1	0	64.2	41	18	8	4	3	22	0	69	1	0
2012	MILWAUKEE	0	0	0.00	2	0	0	0	0	2.0	2	0	0	0	0	3	0	2	0	0
	Nashville	1	3	4.42	10	10	1	1	0	55.0	49	28	27	6	3	18	0	49	5	1
	MILWAUKEE	9	10	3.74	23	22	0	0	0	127.2	125	56	53	12	2	36	0	135	4	0
2013	MILWAUKEE	1	4	7.25	11	3	0	0	0	22.1	28	20	18	8	0	6	0	15	1	0
	Nashville	1	2	2.20	5	5	1	0	0	28.2	24	8	7	3	0	12	0	30	1	0
	Brevard County	0	0	6.00	1	1	0	0	0	6.0	6	4	4	1	0	0	0	8	0	0
2014	Nashville	8	5	2.55	17	17	1	1	0	102.1	80	34	29	8	7	17	0	129	5	0
	MILWAUKEE	6	5	2.13	14	10	0	0	0	71.2	46	19	17	7	0	17	1	76	1	0
2015	MILWAUKEE	5	9	3.89	21	21	0	0	0	118.0	117	57	51	14	5	43	5	121	6	0
	HOUSTON	2	1	3.32	10	9	1	1	0	62.1	45	26	23	10	1	21	0	59	2	0
2016	HOUSTON	11	8	4.48	31	30	0	0	0	168.2	187	89	84	26	7	42	0	134	17	0
2017	HOUSTON	8	10	5.22	29	28	0	0	0	153.1	157	95	89	32	13	62	0	146	11	1
2018	HOUSTON	7	6	3.48	21	21	0	0	0	119.0	121	49	46	20	5	26	1	87	2	0
2019	OAKLAND	5	2	3.74	10	9	0	0	0	53.0	45	22	22	12	3	11	0	52	2	0
	OAKLAND	15	4	3.90	33	33	1	1	0	184.2	166	82	80	30	9	53	0	126	13	1
2020	OAKLAND	6	3	4.58	11	11	0	0	0	59.0	65	31	30	9	4	16	0	37	1	0
2021	OAKLAND	0	2	7.71	2	2	0	0	0	9.1	15	8	8	4	0	4	0	5	0	0
	Las Vegas	0	1	9.00	3	1	0	0	0	5.0	9	7	5	1	3	1	0	2	0	0
Major League Totals		75	64	4.07	218	199	2	2	0	1151.0	1119	554	521	184	49	340	7	995	60	2

CAREER TRANSACTIONS

2009 — Selected by the Milwaukee Brewers organization in the 22nd round of the First-Year Player Draft. **2015** — Traded to the Houston Astros with outfielder Carlos Gomez and international slot cash in exchange for outfielder Domingo Santana, minor leaguer pitchers Josh Hader and Adrian Houser and minor league outfielder Brett Phillips, July 30. **2017** — On the suspended list, September 14 to 19. Elected free agency (contract non-tender), Dec. 1; signed by the Detroit Tigers, Dec. 8. **2018** — On the disabled list, March 26 to April 7. Traded to the Oakland Athletics for two players to be named later (minor league pitcher Nolan Blackwood on Aug. 18

and minor league pitcher Logan Shore on Sept. 19), Aug. 6. Elected free agency (contract non-tender), November 30; re-signed by Oakland, December 24. **2020** — Elected free agency, October 28. **2021** — Re-signed by Oakland, February 16. On the injured list, March 29 to April 25; included rehabilitation assignment to the A's alternate site, April 5 to 25. On the injured list, May 7 to end of season; included rehabilitation assignment to Las Vegas, September 14 to 29.

WILD CARD RECORD

Year	Club/Opp.	W	L	ERA	G	GS	CG	SHO	SV	IP	H	R	ER	HR	HB	BB	IBB	SO	WP	BK
2019	OAK vs. TB																			
2020	OAK vs. CWS	0	0	5.40	1	1	0	0	0	1.2	5	1	1	1	0	1	0	2	0	0

DIVISION SERIES RECORD

Year	Club/Opp.	W	L	ERA	G	GS	CG	SHO	SV	IP	H	R	ER	HR	HB	BB	IBB	SO	WP	BK
2015	HOU vs. KC	0	0	9.00	1	0	0	0	0	1.0	1	1	1	0	0	0	0	0	0	0
2020	OAK vs. HOU																			

FIERS' CAREER BESTS

Low Hit Complete Game: 0 (twice), May 7, 2019 vs. Cincinnati; Aug. 21, 2015 vs. Los Angeles (NL)

Innings Pitched: 9.0 (twice), last: May 7, 2019 vs. Cincinnati. As reliever: 5.0, August 3, 2015 at Texas

Strikeouts: 14, August 14, 2014 at Chicago (NL); 12, May 2, 2015 at Chicago (NL); 11, July 16, 2017 vs. Minnesota; 10 (five times), last: August 21, 2015 vs. Los Angeles (NL). As reliever: 6, August 3, 2015 at Texas

Pitches: 134, August 21, 2015 vs. Los Angeles (NL). As reliever: 96, August 3, 2015 at Texas

Longest Winning Streak: 12, May 7 to August 27, 2019

Longest Losing Streak: 6, September 17, 2014 to April 21, 2015

Longest Scoreless Streak: 21.1, June 16 to July 5, 2012

CATCHER**Height/Weight:** 6-2 / 212**Bats/Throws:** Right / Right**Birthdate:** July 19, 1987**End of Season Age:** 34**Birthplace/Resides:** Sao Paulo, Brazil / Knoxville, Tennessee**Major League Service:** 9 years, 83 days**Obtained:** Acquired from Washington with Josh Harrison and cash for Richard Guasch, Drew Millas and Seth Shuman, July 30, 2021**Contract Status:** Second year of a two-year contract through 2021

[@Yan_AGomes](https://twitter.com/Yan_AGomes)
[@yan_agomes](https://www.instagram.com/yan_agomes)
[Updated Stats](#)

**2021 HIGHLIGHTS**

- Was one of four players acquired by the A's prior to the trading deadline and batted .221 with five home runs and 17 RBI in 40 games with Oakland...hit .271 with nine home runs and 35 RBI in 63 games with Washington and combined for a .252 average, .723 OPS, 14 home runs and 52 RBI in 103 games overall.
- Struck out 78 times and his average of 4.81 plate appearances per strikeout matched the best full-season mark of his career (2013).
- Batted .314 (38-for-121) with an .890 OPS against left-handed pitchers compared to .219 (50-for-228) with a .634 OPS against right-handers...hit seven home runs in 121 at bats against lefties, seven in 228 at bats against righties...drew 17 of his 19 walks against right-handers... his career splits are .283 with an .824 OPS against south paws, .232 with a .675 OPS against righties.
- Had a .334 average with runners in scoring position with the Nationals but that dropped to .214 with the A's...hit .296 with RISP overall.
- Batted .333 with a .931 OPS, three home runs and 10 RBI in 19 games in the Coliseum.
- Had eight home runs and 23 RBI in 36 day games, six home runs and 29 RBI in 67 night games.
- Seven of his 14 home runs put his team ahead, which were the most go-ahead home runs of his career...also had a career best 11 go-ahead RBI.
- Started 90 games at catcher (60 with Washington, 30 with Oakland)...opponents were 43-for-62 (69.4%) in stolen base attempts with him behind the plate, which was the seventh lowest percentage in the majors...his 19 caught stealings tied for second most (Smith, LAD 24)...committed eight errors, which tied for second most in the majors.
- Had three passed balls, which tied for sixth fewest in the majors among qualifying catchers... his pitchers had just 18 wild pitches with him behind the plate, which tied Posey (SF) for the fewest in the majors.
- Also made three starts at designated hitter and was 1-for-8 (.125) with a RBI as a pinch hitter, including 1-for-7 (.143) with the A's.
- Hit .280 with an .808 OPS over innings 1-6, .189 with a .529 OPS from the seventh inning on.
- Batted .284 against National League teams, .213 against the American League...hit .338 against NL West competition.
- Grounded into a career-high 15 double plays.
- Started games in every spot in the order from four through nine, including 30 batting seventh, 25 in the five spot and 20 hitting sixth.

LIFETIME PLAYING RECORD

Year	Club	AVG.	G	AB	R	H	2B	3B	HR	RBI	SH	SF	HP	BB	SO	SB	CS	OBP	SLG	E
2009	GCL Blue Jays	.357	4	14	1	5	0	0	0	2	0	0	0	3	2	0	0	.471	.357	0
	Auburn	.296	60	233	22	66	23	2	2	44	0	1	2	22	37	0	2	.363	.444	2
2010	Dunedin	.275	68	233	37	64	21	1	9	40	0	1	4	9	64	0	0	.312	.489	2
	Lansing	.231	7	26	2	6	2	0	0	8	0	2	0	3	11	0	0	.290	.308	0
2011	New Hampshire	.250	79	276	34	69	18	1	13	51	0	4	4	25	75	0	0	.317	.464	6
	Las Vegas	.214	4	14	1	3	1	0	0	1	0	0	0	1	4	0	0	.267	.286	1
2012	Las Vegas	.328	79	305	44	100	29	1	13	59	0	2	2	25	72	4	0	.380	.557	12
	TORONTO	.204	43	98	9	20	4	0	4	13	1	3	3	6	32	0	0	.264	.367	1
2013	Columbus	.300	6	20	2	6	4	0	0	3	0	0	0	4	4	0	0	.417	.500	2
	CLEVELAND	.294	88	293	45	86	18	2	11	38	0	4	7	18	67	2	0	.345	.481	3
2014	CLEVELAND	.278	135	485	61	135	25	3	21	74	0	6	3	24	120	0	0	.313	.472	14
2015	CLEVELAND	.231	95	363	38	84	22	0	12	45	0	6	7	13	104	0	0	.267	.391	3
	Lake County	.500	2	4	1	2	0	0	0	0	0	0	0	1	0	0	0	.600	.500	0
2016	Columbus	.333	4	12	2	4	0	0	0	1	0	1	1	1	3	0	0	.400	.333	0
	CLEVELAND	.167	74	251	22	42	11	1	9	34	0	2	2	9	69	0	0	.201	.327	3
2017	Akron	.444	3	9	3	4	1	0	0	2	0	0	0	1	2	0	0	.500	.556	0
	CLEVELAND	.232	105	341	43	79	15	0	14	56	1	2	8	31	99	0	0	.309	.399	9
2018	CLEVELAND	.266	112	403	52	107	26	0	16	48	0	3	8	21	119	0	0	.313	.449	9
2019	WASHINGTON	.223	97	314	36	70	16	0	12	43	0	1	5	38	84	2	0	.316	.389	4
2020	WASHINGTON	.284	30	109	14	31	6	1	4	13	3	0	1	6	22	1	0	.319	.468	2
2021	WASHINGTON	.271	63	218	30	59	11	1	9	35	0	0	4	13	47	0	0	.323	.454	6
	OAKLAND	.221	40	131	19	29	4	0	5	17	0	1	2	6	31	0	0	.264	.366	2
Major League Totals		.247	882	3006	369	742	158	8	117	416	2	31	50	185	794	5	0	.299	.421	56

CAREER TRANSACTIONS

2008 — Selected by the Boston Red Sox in the 39th round of the First-Year Player Draft; did not sign. **2009** — Selected by the Toronto Blue Jays in the 10th round of the First-Year Player Draft. **2012** — Traded to the Cleveland Indians with infielder Mike Aviles for pitcher Esmil Rogers, November 3. **2014** — On the paternity list, May 3 to 4. On the 7-day concussion disabled list, August 22 to 28. **2015** — On the disabled list, April 12 to May 23; included rehabilitation assignments to Lake County, May 15 to 17, and Columbus, May 18 to 23. **2016** — On the disabled list, July 18 to September 29; included rehabilitation assignments to Akron, September 2 to 6 and September 9 to 18, and Columbus, September 7 to 8. **2018** — Traded to the Washington Nationals for pitcher Jeffry Rodriguez, minor league outfielder Daniel Johnson and a player to be named later (minor league infielder Andruw Monasterio, December 17), November 30. **2019** — Elected free agency, November 2; signed by Washington, December 10. **2021** — On the injured list, April 6 to 8. On the injured list, July 10 to 28. Traded to the Oakland Athletics with infielder Josh Harrison and cash for minor league pitchers Richard Guasch and Seth Shuman and minor league catcher Drew Millas, July 30.

WILD CARD RECORD

Year	Club/Opp.	AVG.	G	AB	R	H	2B	3B	HR	RBI	SH	SF	HP	BB	SO	SB	CS	OBP	SLG	E
2013	CLE vs. TB	.500	1	4	0	2	1	0	0	0	0	0	0	0	0	0	0	.500	.750	0
2019	WSH vs. MIL	(Did not play)																		

DIVISION SERIES RECORD

Year	Club/Opp.	AVG.	G	AB	R	H	2B	3B	HR	RBI	SH	SF	HP	BB	SO	SB	CS	OBP	SLG	E
2016	CLE vs. BOS	(Did not play)																		
2017	CLE vs. NYY	.333	3	6	1	2	1	0	0	1	0	0	0	2	2	0	0	.500	.500	0
2018	CLE vs. HOU	.250	3	8	2	2	0	0	0	0	0	0	0	1	4	0	0	.333	.250	0
2019	WSH vs. LAD	.167	3	6	0	1	0	0	0	0	0	0	0	1	4	0	0	.286	.167	0
Totals		.250	9	20	3	5	1	0	0	1	0	0	0	4	10	0	0	.375	.300	0

LEAGUE CHAMPIONSHIP SERIES RECORD

Year	Club/Opp.	AVG.	G	AB	R	H	2B	3B	HR	RBI	SH	SF	HP	BB	SO	SB	CS	OBP	SLG	E
2016	CLE vs. TOR	(Did not play)																		
2019	WSH vs. STL	.429	3	7	1	3	1	0	0	3	0	0	0	1	3	0	0	.500	.571	1

WORLD SERIES RECORD

Year	Club/Opp.	AVG.	G	AB	R	H	2B	3B	HR	RBI	SH	SF	HP	BB	SO	SB	CS	OBP	SLG	E
2016	CLE vs. CHI	.000	4	4	0	0	0	0	0	0	0	0	0	2	0	0	0	.000	.000	1
2019	WSH vs. HOU	.188	5	16	2	3	1	0	0	0	0	0	0	2	0	0	0	.188	.250	0
Totals		.150	9	20	2	3	1	0	0	0	0	0	0	4	0	0	0	.150	.200	1

ALL-STAR GAME RECORD

Year	Club/Opp.	AVG.	G	AB	R	H	2B	3B	HR	RBI	SH	SF	HP	BB	SO	SB	CS	OBP	SLG	E
2018	AL/WSH	.000	1	3	0	0	0	0	0	0	0	0	0	0	2	0	0	.000	.000	0

GOMES' CAREER HIGHS

Hits: 5, May 14, 2021 at Arizona; 4 (twice), last: May 13, 2018 vs. Kansas City

Home Runs: 2 (five times), last: September 8, 2019 at Atlanta; September 23, 2017 at Seattle; September 1, 2015 at Toronto; June 9, 2015 vs. Seattle; May 20, 2013 vs. Seattle

Runs Batted In: 5 (three times), last: May 21, 2017 at Houston

Stolen Bases: 1 (five times), last: September 1, 2020 at Philadelphia

Hitting Streak: 13, July 24 to August 7, 2014

Hitless Streak (At Bats): 27, July 4 to 16, 2016

Game Ending RBI: 5, June 18, 2021 vs. New York-NL (single); April 8, 2018 vs. Kansas City (home run); August 8, 2017 vs. Colorado (home run); June 1, 2016 vs. Texas (single); May 20, 2013 vs. Seattle (home run)

Grand Slams: 4, June 15, 2021 vs. Pittsburgh (Tyler Anderson); July 3, 2018 at Kansas City (Danny Duffy); August 27, 2017 vs. Kansas City (Onelki Garcia); August 29, 2015 vs. Los Angeles (Joe Smith)

Pinch-Hit Home Runs: 1, June 11, 2012 vs. Washington (Sean Burnett)

Inside-The-Park Home Runs: None

Lead Off Home Runs: None



RIGHT-HANDED PITCHER

Height/Weight: 6-5 / 245 **Bats/Throws:** Right / Right
Birthdate: April 17, 1989 **End of Season Age:** 32
Birthplace/Resides: San Felix, Venezuela / Puerto Ordaz, Venezuela
Major League Service: 3 years, 71 days
Obtained: Signed to a minor league contract, January 28, 2021
Contract Status: First year of a one-year contract through 2021

[Updated Stats](#)

2021 HIGHLIGHTS

- Made a career-high 53 relief appearances and was 4-1 with a 4.11 ERA and .218 opponents batting average in his first season with the A's...also had career highs in innings pitched (65.2), strikeouts (62), wins (4), walks (20), hit by pitches (4), runs (34) and earned runs (30)
- Yielded a .217 (23-for-106) average and .634 OPS against left-handed hitters compared to .219 (30-for-137) with a .654 OPS against right-handers.
- First batters faced were 10-for-50 (.200) with two walks and a hit by pitch (.245 on-base percentage).
- Allowed 6-of-20 (30.0%) inherited runners to score.
- Posted a 3.20 ERA and .537 opponents OPS over his first 40 games through the end of August...then logged a 7.20 ERA and .943 opponents OPS over his final 13 contests.
- Compiled a 3.15 ERA in 29 night games, a 5.17 ERA in 24 appearances during the day.
- Had a 3.45 ERA and .527 opponents OPS in 23 games at home, a 4.62 ERA and .732 OPS on the road.
- Held the opponents five hitter to a .179 batting average.
- Opponent's went 0-for-17 when putting his curveball in play.
- Tossed more than one inning in 19 of his 53 appearances, including two or more nine times.

LIFETIME PITCHING RECORD

Year	Club	W	L	ERA	G	GS	CG	SHO	SV	IP	H	R	ER	HR	HB	BB	IBB	SO	WP	BK
2006	Hagerstown	6	7	2.20	17	17	0	0	0	81.2	59	22	20	3	2	37	0	64	5	0
	St. Lucie	1	1	6.14	2	2	0	0	0	7.1	9	6	5	1	0	6	0	5	1	0
2007	St. Lucie	2	6	4.01	21	20	0	0	0	89.2	80	44	40	9	6	25	0	66	6	2
	Fort Myers	11	9	5.47	26	25	1	1	0	130.0	138	85	*79	12	5	71	0	71	10	0
2009	Fort Myers	6	8	4.69	16	15	0	0	0	86.1	95	52	45	6	5	25	1	57	5	2
	New Britain	6	3	5.17	12	11	1	1	0	62.2	62	38	36	4	5	17	0	49	4	0
2010	New Britain	2	10	6.24	19	19	1	0	0	102.1	127	83	71	14	4	37	0	67	9	1
	Rochester	0	3	6.84	5	4	0	0	0	25.0	35	21	19	5	1	8	1	18	2	1
2011	New Britain	8	7	5.59	37	10	0	0	1	95.0	102	67	59	11	4	28	0	95	11	0
2012	New Britain	2	0	0.71	7	0	0	0	1	12.2	5	1	1	0	1	1	0	15	2	0
	Rochester	2	3	4.87	29	0	0	0	0	57.1	59	33	31	7	2	21	1	56	5	0
2013	GCL Twins	0	1	4.50	3	0	0	0	0	4.0	3	2	2	0	0	1	0	3	0	0
	Rochester	2	2	4.33	36	1	0	0	0	52.0	51	28	25	5	0	18	0	54	3	0
2015	Indianapolis	2	1	1.23	25	0	0	0	4	36.2	21	6	5	1	0	8	1	37	3	0
	PITTSBURGH	2	0	6.48	10	0	0	0	0	16.2	26	12	12	5	1	3	0	17	2	0
2016	Salt Lake	0	0	0.00	3	0	0	0	0	5.0	3	0	0	0	0	2	0	7	1	0
	LOS ANGELES (AL)	3	0	3.21	44	0	0	0	0	53.1	52	23	19	6	2	7	0	36	2	1
2017	Salt Lake	4	1	1.98	31	0	0	0	2	41.0	26	9	9	3	2	8	0	41	2	0
	LOS ANGELES (AL)	2	2	4.68	19	0	0	0	0	25.0	20	13	13	4	0	12	0	22	2	0
2018	Round Rock	2	2	3.79	40	4	0	0	2	59.1	47	26	25	7	1	16	0	71	5	0
2019	San Antonio	4	0	1.89	45	1	0	0	0	66.2	43	19	14	5	2	16	1	88	3	0
	MILWAUKEE	0	0	54.00	1	0	0	0	0	0.2	4	4	4	1	0	0	0	0	0	0
2020	PHILADELPHIA	1	3	8.59	9	0	0	0	0	7.1	10	9	7	3	2	2	0	8	0	0
2021	OAKLAND	4	1	4.11	53	0	0	0	0	65.2	53	34	30	8	4	20	0	62	1	0
Major League Totals		12	6	4.54	136	0	0	0	0	168.2	165	95	85	27	9	44	0	145	7	1
Minor League Totals		60	64	4.31	374	129	3	2	10	1014.2	965	542	486	93	40	334	5	864	77	6

CAREER TRANSACTIONS

2005 — Signed by the New York Mets organization as a non-drafted free agent, July 2. **2008** — Traded to the Minnesota Twins with pitchers Philip Humber and Kevin Mulvey and outfielder Carlos Gómez for pitcher Johan Santana, February 2. **2013** — Elected free agency, November 4; re-signed by the Twins to a minor league contract, November 20. **2014** — Elected free agency, November 3; signed by the Pittsburgh Pirates to a minor league contract, November 14. **2015** — On the disabled list, August 7 to October 20. Elected free agency, October 27; re-signed by the Pirates to a minor league contract, December 6. Selected by the Los Angeles Angels in the Rule 5 draft, December 10. **2016** — Elected free agency, March 25; re-signed by the Angels, March 26. **2017** — Elected free agency, November 3. **2018** — Signed by the Texas Rangers to a minor league contract, January 19. Elected free agency, November 2; signed by the Milwaukee Brewers to a minor league contract, December 8. **2019** — Elected free agency, September 30; signed by the Brewers, October 17. **2020** — Claimed off waivers by the Philadelphia Phillies, February 5. Elected free agency, October 14. **2021** — Signed by the Oakland Athletics to a minor league contract, January 28.

WORLD BASEBALL CLASSIC RECORD

Year	Club	W	L	ERA	G	GS	CG	SHO	SV	IP	H	R	ER	HR	HB	BB	IBB	SO	WP	BK
2013	Venezuela									(Did not pitch)										
2017	Venezuela	0	0	0.00	1	0	0	0	0	0.1	1	0	0	0	0	0	0	0	0	0
Totals		0	0	0.00	1	0	0	0	0	0.1	1	0	0	0	0	0	0	0	0	0

GUERRA'S CAREER BESTS

Low Hit Complete Game: None
Innings Pitched: 3.0 (five times), last: August 24, 2021 vs. Seattle
Strikeouts: 5 (twice), last: August 24, 2021 vs. Seattle
Pitches: 64, July 30, 2015 at Cincinnati
Longest Winning Streak: 5, June 30, 2015 to September 4, 2016
Longest Losing Streak: 3, August 9 to 20, 2020
Longest Scoreless Streak: 9.2, May 29 to June 15, 2016

**INFIELDER****Height/Weight:** 5-8 / 190**Birthdate:** July 8, 1987**Birthplace/Resides:** Cincinnati, Ohio / Liberty Township, Ohio**Major League Service:** 9 years, 168 days**Obtained:** Acquired from Washington with Yan Gomes and cash for Richard Guasch, Drew Millas and Seth Shuman, July 30, 2021**Contract Status:** First year of a one-year contract through 2021[@jhay_da_man](#) [Updated Stats](#)**2021 HIGHLIGHTS**

- Was one of four players acquired by the A's prior to the trading deadline and batted .254 with 10 doubles, two home runs and 22 RBI in 48 games with Oakland...hit .294 with 23 doubles, two triples, six home runs and 38 RBI in 90 games with Washington and combined for a .279 batting average in 138 games overall.
- Had career highs in RBI (60), walks (31) and plate appearances (558).
- Was hit by a pitch 18 times, which tied for sixth in the majors.
- Struck out 75 times and his average of 7.44 pitches per plate appearance was 10th best in the majors.
- Averaged 3.36 pitches per plate appearance, which was the lowest mark of his career and second lowest in the majors (Fletcher, LAA 3.34).
- Batted .295 (43-for-146) with a .771 OPS against left-handed pitchers, .273 (98-for-359) with a .729 OPS against right-handers...his career splits are .279 with a .760 OPS against lefties, .272 with a .705 OPS against righties.
- Was hitting .304 with runners in scoring position at the time of the trade but then batted .220 with RISP with the A's for a .271 average overall...six of his eight home runs came with runners on base.
- Went 6-for-15 (.400) with a double, a grand slam and 13 RBI with the bases loaded...the six hits tied for sixth most in the majors.
- Hit .282 on the road and .277 in his home ballparks...that included .313 in Nationals Park and .226 in the Coliseum...his career splits are .274 with a .714 OPS at home, .274 with a .724 OPS on the road.
- Started games at six different positions including 91 at second base, 15 at third base, 15 in left field, seven at shortstop, two in center field and one in right field...with the A's, started 30 games at second, seven each at third and short, and three in left.
- His games in center field were the first of his career and he has now played every position except catcher.
- Committed 12 errors, including five in 102 games overall at second base (.986 fielding percentage)...also had three errors at shortstop, two at third base and one each in left and center field.
- Was 2-for-3 (.667) with a double as a pinch hitter.
- Started games at every spot in the order except ninth...saw his most playing time with 34 starts batting fifth and 32 hitting leadoff...28 of his leadoff starts came over the A's final 33 games...hit .342 with a .952 OPS from the five spot.
- Hit .301 with seven of his eight home runs over the first six innings, .227 from the seventh inning on...had a .333 batting average in both the first and second inning.

LIFETIME PLAYING RECORD

Year	Club	AVG.	G	AB	R	H	2B	3B	HR	RBI	SH	SF	HP	BB	SO	SB	CS	OBP	SLG	E
2008	Boise	.351	33	114	27	40	11	2	1	25	1	3	3	23	12	12	6	.462	.509	2
	Peoria	.262	31	122	15	32	4	1	1	4	0	0	1	3	11	6	2	.286	.336	7
2009	Peoria	.337	79	303	51	102	17	7	4	33	9	2	5	16	25	16	9	.377	.479	5
	Daytona	.286	18	70	10	20	3	1	1	9	1	0	1	6	7	10	1	.351	.400	0
	Lynchburg	.270	34	141	15	38	8	1	1	13	6	3	4	1	19	4	1	.289	.362	3
	Altoona	.300	135	520	74	156	33	3	4	75	14	10	9	32	52	19	7	.345	.398	21
2010	Indianapolis	.310	62	226	35	70	15	2	5	23	5	2	6	15	28	13	5	.365	.460	17
	PITTSBURGH	.272	65	195	21	53	13	2	1	16	5	1	0	3	24	4	1	.281	.374	8
2012	PITTSBURGH	.233	104	249	34	58	9	5	3	16	7	3	7	10	37	7	3	.279	.345	6
2013	PITTSBURGH	.250	60	88	10	22	1	2	3	14	2	0	3	2	10	2	0	.290	.409	1
	Indianapolis	.317	64	268	50	85	29	5	4	34	4	0	4	20	39	19	7	.373	.507	5
2014	PITTSBURGH	.315	143	520	77	164	38	7	13	52	2	2	4	22	81	18	7	.347	.490	6
	PITTSBURGH	.287	114	418	57	120	29	1	4	28	3	2	7	19	71	10	8	.327	.390	14
	Indianapolis	.053	5	19	0	1	0	0	0	0	0	0	0	1	2	0	0	.100	.053	0
2016	PITTSBURGH	.283	131	487	57	138	25	7	4	59	4	8	5	18	76	19	4	.311	.388	7
2017	PITTSBURGH	.272	128	486	66	132	26	2	16	47	2	3	23	28	90	12	4	.339	.432	11
2018	PITTSBURGH	.250	97	344	41	86	13	1	8	37	2	5	5	18	68	3	0	.293	.363	6
	Altoona	.167	3	12	2	2	0	0	0	1	0	0	0	1	3	0	0	.231	.167	1
2019	DETROIT	.175	36	137	10	24	7	1	1	8	0	2	2	6	27	4	2	.218	.263	0
	Lakeland	.273	3	11	0	3	0	0	0	0	0	0	0	1	2	0	0	.333	.273	0
	Toledo	.174	7	23	2	4	1	0	0	3	0	0	0	6	4	0	0	.345	.217	0
2020	WASHINGTON	.278	33	79	11	22	2	0	3	14	0	2	4	6	12	1	2	.352	.418	1
2021	WASHINGTON	.294	90	320	39	94	23	2	6	38	0	1	12	25	50	5	2	.366	.434	9
	OAKLAND	.254	48	185	19	47	10	0	2	22	0	2	6	6	25	4	3	.296	.341	3
Major League Totals		.274	1049	3508	442	960	196	30	64	351	27	31	78	163	571	89	36	.318	.401	72

LIFETIME PITCHING RECORD

Year	Club	W	L	ERA	G	GS	CG	SHO	SV	IP	H	R	ER	HR	HB	BB	IBB	SO	WP	BK
2013	PITTSBURGH	0	0	0.00	1	0	0	0	0	0.1	0	0	0	0	0	0	0	0	0	0

CAREER TRANSACTIONS

2008 — Selected by the Chicago Cubs in the 6th round of the First-Year Player Draft. **2009** — Traded to the Pittsburgh Pirates with pitchers José Ascanio and Kevin Hart for pitchers Tom Gorzelanny and John Grabow, July 30. **2015** — On the disabled list, July 6 to August 20; included rehabilitation assignment to Indianapolis, August 11 to 20. **2016** — On the disabled list, September 26 to November 3. **2017** — On the disabled list, September 3 to November 5. **2018** — On the disabled list, April 16 to May 19; included rehabilitation assignment to Altoona, May 14 to 19. Elected free agency, October 31. **2019** — Signed by the Detroit Tigers, February 23. On the injured list, April 27 to May 12; included rehabilitation assignment to Lakeland, May 9 to 12. On the injured list, May 28 to August 8, included rehabilitation assignment to Toledo, August 1 to 8. Released August 9; signed by the Philadelphia Phillies to a minor league contract, November 25. **2020** — Released, July 21; signed by the Washington Nationals, July 27. **2021** — On the injured list, April 6 to 11. Traded to the Oakland Athletics with catcher Yan Gomes and cash for minor league pitchers Richard Guasch and Seth Shuman and minor league catcher Drew Millas, July 30.

WILD CARD RECORD

Year	Club/Opp.	AVG.	G	AB	R	H	2B	3B	HR	RBI	SH	SF	HP	BB	SO	SB	CS	OBP	SLG	E
2014	PIT vs. SF	.500	1	4	0	2	0	0	0	0	0	0	0	1	0	0	0	.500	.500	0
2015	PIT vs. CHI	.000	1	3	0	0	0	0	0	0	0	0	1	0	1	0	0	.250	.000	0
Totals		.286	2	7	0	2	0	0	0	0	0	0	1	0	2	0	0	.375	.286	0

DIVISION SERIES RECORD

Year	Club/Opp.	AVG.	G	AB	R	H	2B	3B	HR	RBI	SH	SF	HP	BB	SO	SB	CS	OBP	SLG	E
2013	PIT vs. STL	—	2	0	1	0	0	0	0	0	0	0	0	0	0	0	1	—	—	0

ALL-STAR GAME RECORD

Year	Club/Site	AVG.	G	AB	R	H	2B	3B	HR	RBI	SH	SF	HP	BB	SO	SB	CS	OBP	SLG	E
2014	NL/Min.	.000	1	2	0	0	0	0	0	0	0	0	0	0	1	0	0	.000	.000	0
2017	NL/Mia.	.000	1	2	0	0	0	0	0	0	0	0	0	2	0	0	0	.000	.000	0
Totals		.000	2	4	0	0	0	0	0	0	0	0	0	3	0	0	0	.000	.000	0

WORLD BASEBALL CLASSIC RECORD

Year	Club	AVG.	G	AB	R	H	2B	3B	HR	RBI	SH	SF	HP	BB	SO	SB	CS	OBP	SLG	E
2017	United States	.000	2	5	0	0	0	0	0	0	0	0	0	0	1	0	0	.000	.000	0

HARRISON'S CAREER HIGHS

Hits: 4 (13 times), last: September 16, 2021 at Kansas City

Home Runs: 2, May 1, 2017 at Cincinnati

Runs Batted In: 5, August 22, 2014 at Milwaukee

Stolen Bases: 2 (nine times), last: April 4, 2019 vs. Kansas City

Hitting Streak: 15, September 12 to 27, 2014

Hitless Streak (At Bats): 21, June 30 to July 5, 2017

Game Ending RBI: 7, August 23, 2017 vs. Los Angeles-NL (home run); May 6, 2017 vs. Milwaukee (single); September 13, 2015 vs. Milwaukee (single); June 14, 2015 vs. Philadelphia (single); June 27, 2015 vs. New York-NL (double); August 6, 2013 vs. Miami (home run); May 13, 2012 vs. Houston (single)

Grand Slams: 1, May 22, 2021 vs. Baltimore (Bruce Zimmermann)

Pinch-Hit Home Runs: 3, April 17, 2014 vs. Milwaukee (Rob Wooten); September 6, 2013 at St. Louis (Jake Westbrook); August 6, 2013 vs. Miami (Mike Dunn)

Inside-The-Park Home Runs: None

Lead Off Home Runs: 7, June 10, 2018 at Chicago-NL (Kyle Hendricks); May 30 vs. Chicago-NL (Kyle Hendricks); April 26, 2017 vs. Chicago-NL (Jon Lester); April 21, 2015 vs. Chicago-NL (Travis Wood); April 13, 2015 vs. Detroit (Anibal Sanchez); August 31, 2014 vs. Cincinnati (Johnny Cueto); July 29, 2014 at San Francisco (Tim Hudson)

LEFT-HANDED PITCHER

Height/Weight: 6-4 / 217

Bats/Throws: Left / Left

Birthdate: January 31, 1994

End of Season Age: 27

Birthplace/Resides: Anaheim, California / Yorba Linda, Arizona

Major League Service: 1 year, 120 days

Obtained: Acquired from Philadelphia for cash considerations, January 30, 2021

Contract Status: First year of a one-year contract through 2021

 [Updated Stats](#)



2021 HIGHLIGHTS

- Was acquired by the A's from Philadelphia for cash considerations on Jan. 30 and went 10-15 with a 4.24 ERA in 32 starts after going 2-2 with a 6.75 ERA in 19 games, including three starts, in two seasons with the Phillies.
- His 15 losses were the most in the American League, tied for third most in the majors and matched the most by an A's pitcher over the last 13 years (Jesse Chavez, 2015).
- Tied for the AL lead in games started and ranked 10th in innings pitched (178.1).
- Had a .281 opponents batting average and his 195 hits allowed were the most in the AL and second most in the majors...his 94 runs were fifth most in the AL and his nine hit batters tied for 10th most.
- However, walked just 42 batters in 178.1 innings and his average of 2.12 walks per nine innings was eighth lowest in the AL...walked two batters or fewer in 29 of his 32 starts...had five starts with no walks and 16 with one...has walked just 56 batters in 223.2 career innings (2.25 per nine innings).
- Averaged 15.0 pitches per inning, which was the fewest in the AL and fourth fewest in the majors.
- Struck out just 125 batters and his average of 6.31 strikeouts per nine innings was third lowest in the AL and the majors.
- Allowed 23 home runs and ranked seventh in the AL in fewest home runs per nine innings (1.16).
- Went 0-2 with a 7.45 ERA and .868 OPS over his first two starts, 3-2 with a 1.89 ERA and .586 OPS over his next six starts from April 17 to May 15, 2-3 with a 5.17 ERA and .820 OPS over a seven-start stretch from May 20 to June 22, 3-3 with a 2.44 ERA and .522 OPS over a seven-start span from June 27 to Aug. 7 and 2-5 with a 6.38 ERA and .950 OPS over his final 10 starts.
- His opponents batting average broke down to .270 (143-for-530) with a .739 OPS against right-handed hitters compared to .289 (52-for-180) with a .767 OPS against left-handers...surrendered 18 of his 23 home runs to righties...17 of the home runs were solo shots.
- Allowed a .324 average with runners in scoring position, which was the highest in the majors and fifth highest in Oakland history...now has a .335 career opponents average with RISP.
- Went 4-12 with a 5.29 ERA in 19 starts against AL West competition, 6-3 with a 2.88 ERA in 13 starts against everyone else...his 12 intradivision losses matched the most in the majors over the last 34 years (last: Porcello, BOS in 2017) and are an Athletics record, topping the previous mark of 11 by Brian Kingman (1980) and Rick Langford (1977 and 1979)...his 5.29 intradivision ERA was fourth highest in the majors this year...went 0-5 with an 8.69 ERA in five starts against Seattle and is 0-3 with a 7.40 ERA in four starts against Houston.
- Was 1-10 with a 6.60 ERA and .890 OPS in 12 starts on four days rest compared to 9-4 with a 2.84 ERA and .657 OPS in 19 starts on five days rest or more...led the majors in losses and highest ERA on four days rest and had the second highest OPS...tied for third in the AL in wins on five days rest or more, ranked fourth in ERA and sixth in OPS.
- Was 6-7 with a 3.84 ERA in 15 starts at night compared to 4-8 with a 4.58 ERA in 17 starts during the day...tied for the most starts during the day in the majors and ranked second in most losses...the losses are the most by an A's pitcher during the day since Tom Candiotti also had 8 in 1998...however, had a .718 opponents OPS during the day, .779 at night.

- Opponents hit .440 with a 1.462 OPS when putting his curveball in play...the OPS was the highest in the majors among pitchers with 75 or more curveballs.
- Had 20 assists, which tied for sixth most among AL pitchers.
- The A's were 4-3 in his no decisions and went 14-18 (.438) in his starting assignments.
- Left with the lead only to have the pen blow the save in five of his starts.
- Went 10-3 in 18 starts with more than two runs of support, 0-12 in 14 starts with support of two runs or fewer.

LIFETIME PITCHING RECORD

Year	Club	W	L	ERA	G	GS	CG	SHO	SV	IP	H	R	ER	HR	HB	BB	IBB	SO	WP	BK
2016	Williamsport	5	1	1.97	10	7	0	0	0	45.2	36	16	10	2	2	8	0	37	3	0
2017	Clearwater	4	6	2.55	12	11	0	0	0	67.0	68	26	19	2	2	14	0	52	4	0
	Reading	5	3	4.06	13	13	0	0	0	84.1	72	41	38	12	5	24	0	66	1	0
2018	Lehigh Valley	14	4	2.57	26	25	1	1	0	161.1	135	51	46	11	3	35	1	131	4	0
2019	Lehigh Valley	6	1	3.94	17	16	0	0	0	93.2	113	46	41	13	2	14	1	65	2	0
	PHILADELPHIA	2	1	5.83	16	3	0	0	1	41.2	45	28	27	7	3	13	1	31	1	0
2020	PHILADELPHIA	0	1	17.18	3	0	0	0	0	3.2	11	7	7	1	0	1	0	4	0	0
2021	OAKLAND	10	15	4.24	32	32	0	0	0	178.1	195	94	84	23	9	42	0	125	3	0
Major League Totals		12	17	4.75	51	35	0	0	1	223.2	251	129	118	31	12	56	1	160	4	0
Minor League Totals		34	15	3.07	78	72	1	1	0	452.0	424	180	154	40	14	95	2	351	14	0

CAREER TRANSACTIONS

2012 — Selected by the Toronto Blue Jays organization in the 29th round of the First-Year Player Draft, did not sign. **2015** — Selected by the Pittsburgh Pirates organization in the 32nd round of the First-Year Player Draft, did not sign. **2016** — Selected by the Philadelphia Phillies organization in the 5th round of the First-Year Player Draft. **2021** — Traded to the Oakland Athletics for cash considerations, January 30.

IRVIN'S CAREER BESTS

Low Hit Complete Game: None

Innings Pitched: 8.0, June 27, 2021 at San Francisco. As reliever: 3.2 (twice), June 16, 2019 at Atlanta

Strikeouts: 9, May 4, 2021 vs. Toronto. As reliever: 5, June 1, 2019 at Los Angeles (NL)

Pitches: 102, May 4, 2021 vs. Toronto. As reliever: 71, June 16, 2019 at Atlanta

Longest Winning Streak: 3, June 5 to 27, 2021

Longest Losing Streak: 4 (twice), last: May 9 to 30, 2021

Longest Scoreless Streak: 11.0 (three times), last: June 27 to July 3, 2021

RIGHT-HANDED PITCHER**Height/Weight:** 6-0 / 182**Bats/Throws:** Left / Right**Birthdate:** August 2, 1995**End of Season Age:** 26**Birthplace/Resides:** Merced, California / Phoenix, Arizona**Major League Service:** 48 days**Obtained:** Selected in Competitive Balance Round A of the 2016 First-Year Player Draft.**Contract Status:** First year of a one-year contract through 2021[Updated Stats](#)**2021 HIGHLIGHTS**

- Spent most of the season at Triple-A Las Vegas where he was 5-1 with a 4.91 ERA in 15 starts... also had two stints with Oakland and went 1-0 with a 3.60 ERA in five games, including one start.
- Made his lone start during his first stint from Aug. 1 to 7 and picked up his first Major League win in an 8-3 start at Los Angeles (AL) on Aug. 1.
- Was recalled on Aug. 27 and posted a 2.70 ERA in four relief appearances before his season ended on Sept. 18 when he was placed on the 10-day injured list retroactive to Sept. 15 with right elbow ulnar neuritis.
- Allowed a .208 opponents batting average, which broke down to .185 (5-for-27) with a .661 OPS against right-handed hitters compared to .231 (6-for-26) with a .605 OPS against left-handers.
- Had a .296 opponents average with the bases empty, .115 with runners on base...opponents were 1-for-12 (.083) with runners in scoring position.
- Stranded all five of his inherited runners and first batters faced were 1-for-4 (.250) with a double.
- Tossed 5.0 innings in his start and more than 2.0 innings in three of his four relief appearances.
- His five wins with the Aviators were a minor league career high and he matched his best with 15 starts...also had career highs in ERA (4.91), opponents batting average (.288), hits (90), runs (44), earned runs (42), home runs (13) and walks (11).
- Had a .316 opponents on-base percentage as he walked just 11 batters in 77.0 innings (1.29 per nine innings)...has walked just 23 batters in 176.1 career innings in the minors (1.17 per nine innings).
- Struck out 68 for a strikeout-to-walk ratio of 6.18...has 189 career strikeouts for a strikeout-to-walk ratio of 8.22.
- Based on a minimum of 75 innings pitched, he led Triple-A West pitchers in strikeout-to-walk ratio, ranked second in fewest walks per nine innings, third in fewest pitches per inning (14.9), eighth in opponents on-base percentage and ninth in ERA.
- His opponents batting average broke down to .280 (44-for-157) with a .789 OPS against right-handed hitters compared to .297 (46-for-155) with a .830 OPS against left-handers
- Allowed 23 of his 44 runs in the first two innings of a game for a 6.60 ERA...had a 3.83 ERA after that, including 1.93 in the third inning.
- Was 1-0 with a 3.58 ERA in five starts on four days rest, 4-1 with a 6.15 ERA in nine starts on five days rest or more.
- The Aviators were 4-5 in his no decisions and had a 9-6 (.600) record in his starting assignments...tossed six or more innings in seven of his 15 starts, allowed two runs or fewer eight times and walked one batter or fewer 12 times...had eight starts without a walk.

LIFETIME PITCHING RECORD

Year	Club	W	L	ERA	G	GS	CG	SHO	SV	IP	H	R	ER	HR	HB	BB	IBB	SO	WP	BK
2016	AZL A's	0	0	2.38	5	5	0	0	0	11.1	11	3	3	0	0	2	0	17	0	0
2017	Stockton	0	0	2.57	2	1	0	0	0	7.0	7	6	2	0	0	1	0	6	0	0
2018	AZL A's	0	0	0.00	1	1	0	0	0	2.0	1	0	0	0	0	0	0	5	0	0
2019	Stockton	1	0	2.40	5	3	0	0	0	15.0	10	4	4	1	0	2	0	21	0	0
	Midland	1	2	3.66	21	12	0	0	0	64.0	63	30	26	7	5	7	0	72	7	0
2020	OAKLAND	0	1	22.50	1	1	0	0	0	2.0	5	5	5	2	0	2	0	1	0	0
2021	Las Vegas	5	1	4.91	15	15	0	0	0	77.0	90	44	42	13	4	11	0	68	1	1
	OAKLAND	1	0	3.60	5	1	0	0	0	15.0	11	6	6	1	1	4	0	8	1	0
Major League Totals		1	1	5.82	6	2	0	0	0	17.0	16	11	11	3	1	6	0	9	1	0
Minor League Totals		7	3	3.93	49	37	0	0	0	176.1	182	87	77	21	9	23	0	189	8	1

CAREER TRANSACTIONS

2013 — Selected by the Miami Marlins organization in the 39th round of the First-Year Player Draft, did not sign. **2016** — Selected by the Oakland Athletics organization in Competitive Balance Round A (37th selection overall) of the First-Year Player Draft. **2021** — On the injured list, September 15 to October 3.

JEFFERIES' CAREER BESTS

Low Hit Complete Game: None

Innings Pitched: 5.0, August 1, 2021 at Los Angeles (AL). As reliever: 3.1 (twice), last: September 12, 2021 vs. Texas

Strikeouts: 3, August 1, 2021 at Los Angeles (AL). As reliever: 2 (twice), last: September 12, 2021 vs. Texas

Pitches: 73, August 1, 2021 at Los Angeles (AL)

Longest Winning Streak: 1, August 1, 2021 to present

Longest Losing Streak: 1, September 12, 2020

Longest Scoreless Streak: 5.0, September 4 to 7, 2021



RIGHT-HANDED PITCHER

Height/Weight: 6-3 / 225

Birthdate: March 2, 1994

Birthplace/Resides: Laguna Hills, California / Venice, California

Major League Service: 1 year, 4 days

Obtained: Acquired from the New York Yankees with Dustin Fowler and Jorge Mateo for Sonny Gray and \$1.5 million international bonus slot cash, July 31, 2017

Contract Status: First year of a one-year contract through 2021

[@JamesKaprielian](#)

[jameskaprielian](#)

[Updated Stats](#)

2021 HIGHLIGHTS

- Was the Opening Day starter for Triple-A Las Vegas on May 6 but that would be his only start with the Aviators...was recalled by Oakland on May 12 and spent the remainder of the season with the A's, going 8-5 with a 4.07 ERA and .233 opponents batting average in 24 games, including 21 starts, in his rookie campaign.
- Tied for fifth among American League rookies in wins, tied for sixth in innings pitched (119.1), ranked seventh in strikeouts (123) and eighth in games started...based on a minimum of 0.5 innings per team game, he ranked fifth in opponents batting average, sixth in ERA, seventh in on-base percentage (.302), ninth in OPS (.732) and 10th in slugging (.430).
- His 123 strikeouts were the most by an A's rookie since Sean Manaea had 124 in 2016 and his 21 starts were the most since Jharel Cotton had 24 in 2017.
- Went 5-3 with a 2.65 ERA, .202 opponents batting average and .657 OPS over his first 12 starts through July 20...then posted a 3-2 record with a 5.96 ERA, .271 opponents average and .825 OPS over his final 12 games (nine starts) beginning on July 27...was on the 10-day injured list from July 28 to Aug. 7 with a right shoulder impingement and missed just one start.
- His opponents batting average broke down to .201 (46-for-229) with a .602 OPS against right-handed hitters compared to .266 (59-for-222) with a .860 OPS against left-handers...issued 31 of his 41 walks to lefties...had the third lowest batting average and OPS against right-handers in the AL among pitchers with 100 or more innings pitched.
- Opponents were 1-for-15 (.067) with two walks with the bases loaded.
- Had a .189 opponents batting average and .569 OPS the first time through the order, .285 with a .907 OPS the second time and .221 with a .710 OPS after that...yielded 10 of his 19 home runs the second time through the order.
- Had a 1.93 ERA over the first two innings, a 5.24 ERA from the third inning on.
- Began the season with 21 starts and was 8-5 with a 3.80 ERA and .720 OPS before being moved to the bullpen following his start on Sept. 18...had no decisions, a 7.88 ERA and .890 OPS in three relief appearances.
- Tossed at least 2.0 innings in each of his three relief appearances...first batters faced were 0-for-2 with a hit by pitch and he did not inherit any runners.
- Was 5-3 with a 3.28 ERA in 11 games at home, 3-2 with a 4.82 ERA in 13 games on the road.
- Had a 4-3 record and a 3.16 ERA in 10 day games, a 4-2 record and a 4.76 ERA in 14 night games...allowed 15 of his 19 home runs at night.
- Was 1-2 with a 5.68 ERA in three interleague starts...logged a 7-3 record and a 3.86 ERA in 21 games against AL competition.
- Allowed a .083 average against the opponents number five hitter...surrendered six of his 19 home runs to the clean-up hitter.
- Opponents hit .107 when putting his curveball in play, which was fifth lowest in the AL among pitchers with 150 or more curveballs.
- Left with the lead and was the pitcher of record in four of his eight no decisions only to have the bullpen blow the save...the A's were 11-10 (.524) in his starting assignments.
- Allowed two runs or fewer in 13 of his 21 starts and five hits or fewer 16 times.

LIFETIME PITCHING RECORD

Year	Club	W	L	ERA	G	GS	CG	SHO	SV	IP	H	R	ER	HR	HB	BB	IBB	SO	WP	BK
2015	GCL Yankees 2	0	0	11.57	2	0	0	0	0	2.1	2	4	3	0	0	2	0	2	1	0
	Staten Island	0	1	2.00	3	3	0	0	0	9.0	8	2	2	0	0	2	0	12	0	0
2016	Tampa	2	1	1.50	3	3	0	0	0	18.0	8	6	3	1	0	3	0	22	1	0
2017		(Injured — did not pitch)																		
2018		(Injured — did not pitch)																		
2019	Stockton	2	2	4.46	11	10	0	0	0	36.1	35	19	18	6	4	8	0	43	0	0
	Midland	2	1	1.63	7	5	0	0	0	27.2	18	5	5	2	2	8	0	26	1	0
	Las Vegas	0	0	2.25	1	1	0	0	0	4.0	6	1	1	0	0	0	0	6	0	0
2020	OAKLAND	0	0	7.36	2	0	0	0	0	3.2	4	3	3	2	0	2	0	4	0	0
2021	Las Vegas	0	1	3.86	1	1	0	0	0	4.2	8	2	2	0	0	1	0	5	0	0
	OAKLAND	8	5	4.07	24	21	0	0	0	119.1	105	55	54	19	5	41	0	123	1	0
Major League Totals		8	5	4.17	26	21	0	0	0	123.0	109	58	57	21	5	43	0	127	1	0
Minor League Totals		6	6	3.00	28	23	0	0	0	102.0	85	39	34	9	6	24	0	116	3	0

CAREER TRANSACTIONS

2012 — Selected by the Seattle Mariners organization in the 40th round of the First-Year Player Draft; did not sign. **2015** — Selected by the New York Yankees organization in the 1st round (16th selection overall) of the First-Year Player Draft. **2017** — Traded to the Oakland Athletics with outfielders Dustin Fowler and Jorge Mateo for pitcher Sonny Gray and \$1.5 million international bonus slot cash, July 31. **2021** — On the injured list July 28 to August 7.

KAPRIELIAN'S CAREER BESTS

Low Hit Complete Game: None

Innings Pitched: 7.0 (twice), last: July 4, 2021 vs. Boston. As reliever: 3.1, October 2, 2021 at Houston

Strikeouts: 10, July 4, 2021 vs. Boston. As reliever: 5, October 2, 2021 at Houston

Pitches: 105, June 29, 2021 vs. Texas

Longest Winning Streak: 2 (three times), last: August 8 to 20, 2021

Longest Losing Streak: 2, June 29 to July 4, 2021

Longest Scoreless Streak: 12.0, July 10 to 27, 2021

INFIELDER/OUTFIELDER

Height/Weight: 5-6 / 160

Bats/Throws: Left / Right

Birthdate: October 31, 1991

End of Season Age: 29

Birthplace/Resides: Franklin, Tennessee / Franklin, Tennessee

Major League Service: 4 years, 98 days

Obtained: Acquired from the Chicago Cubs for Alfonso Rivas, January 13, 2020

Contract Status: First year of a one-year contract through 2021

[@tonykemp](#) [tonykemp6](#) [Updated Stats](#)



2021 HIGHLIGHTS

- Had the best season of his six-year career as he batted a career-high .279 with a career-high tying eight home runs and a career-high 37 RBI in a career-high 131 games...also walked a career-high 52 times, which fueled a career-high .382 on-base percentage.
- His on-base percentage was fourth best in the American League among players with players with at least 300 plate appearances.
- Also had career highs in OPS (.800), slugging (.418), runs (54), hits (92), doubles (16), extra base hits (27), sacrifice flies (5), at bats (330) and strikeouts (51) and matched his best in hit by pitches (6).
- Tied for sixth in the AL with a career-high four sacrifice hits, which were the most by an Athletic since Eric Sogard had four in 2014.
- Finished with more walks than strikeouts for the second consecutive season and now has 67 walks and 65 strikeouts in two seasons with the A's.
- Hit .208 with a .609 OPS over his first 27 games through May 19, .345 with a 1.044 OPS over his next 29 games from May 20-June 24, .156 with a .483 OPS over a 33-game stretch from June 25-Aug. 11 and .345 with a .921 OPS over his final 42 games beginning on Aug. 12.
- Batted .347 with a .919 OPS in the seventh inning or later compared to .238 with a .728 OPS in innings 1-6...his average in the seventh inning or later was second best in the majors among players with at least 100 plate appearances after the sixth inning.
- Five of his eight home runs and 13 of his 37 RBI put the A's ahead.
- Four of his eight home runs came with runners on base as have 12 of his 23 career round-trippers.
- Batted .290 (74-for-255) with 24 of his 27 extra base hits against right-handed pitchers, .240 (18-for-75) against left-handers...ha a .818 OPS against righties, .735 against lefties.
- Hit .240 before the All-Star Break, .325 after the break...that reversed a career trend as he entered the season with a .256 average before the break and .212 after the break.
- Hit .176 with a .746 OPS in interleague play, .291 with an .806 OPS against AL teams.
- Started 53 games at second base and 37 in left field...appeared in a team-leading 89 games at second base and made five errors for a .980 fielding percentage...did not make an error in 49 games in the outfield and now has a 218-game errorless streak as an outfielder dating back to his last error on May 25, 2016 against Baltimore.
- Also appeared in one game at shortstop, the first of his professional career.
- Was 3-for-13 (.231) with two walks, a double and RBI as a pinch hitter.
- Started games in every spot in the order except third, fourth and fifth...saw his most action with 26 starts hitting ninth but also batted .323 with a .403 on-base percentage in 18 games hitting leadoff.

LIFETIME PLAYING RECORD

Year	Club	AVG	G	AB	R	H	2B	3B	HR	RBI	SH	SF	HP	BB	SO	SB	CS	OBP	SLG	E
2013	Tri-City	.282	48	177	25	50	7	2	1	13	1	4	1	21	29	17	9	.355	.362	3
	Quad Cities	.255	27	98	21	25	1	1	1	9	1	0	2	19	18	4	2	.387	.316	5
2014	Lancaster	.336	72	295	79	99	19	4	4	37	5	3	8	45	35	28	7	.433	.468	6
	Corpus Christi	.292	59	233	42	68	11	4	4	21	5	2	7	28	32	13	6	.381	.425	1
2015	Corpus Christi	.358	50	193	36	69	10	1	0	19	0	1	1	35	28	15	8	.457	.420	3
	Fresno	.273	71	271	42	74	9	3	3	29	12	2	5	21	37	20	6	.334	.362	0
2016	Fresno	.306	69	255	36	78	9	4	2	24	8	2	2	34	34	10	8	.389	.396	2
	HOUSTON	.217	59	120	15	26	4	3	1	7	1	1	0	14	27	2	1	.296	.325	2
2017	Fresno	.329	118	504	95	166	23	9	10	62	8	2	3	35	43	24	7	.375	.470	10
	HOUSTON	.216	17	37	6	8	1	0	0	4	0	0	1	1	5	1	0	.256	.243	0
2018	Fresno	.335	38	161	33	54	6	5	0	19	1	1	1	19	15	13	2	.407	.435	1
	HOUSTON	.263	97	255	37	67	15	0	6	30	3	1	3	32	44	9	3	.351	.392	0
2019	HOUSTON	.227	66	163	23	37	6	2	7	17	1	2	4	16	29	4	3	.308	.417	0
	CHICAGO (NL)	.183	44	82	8	15	3	2	1	12	0	2	2	7	18	0	1	.258	.305	1
2020	OAKLAND	.247	49	93	15	23	5	0	0	4	1	2	3	15	14	3	1	.363	.301	1
2021	OAKLAND	.279	131	330	54	92	16	3	8	37	4	5	6	52	51	8	2	.382	.418	5
Major League Totals		.248	463	1080	158	268	50	10	23	111	10	13	19	137	188	27	11	.339	.377	9

CAREER TRANSACTIONS

2013 — Selected by the Houston Astros organization in the 5th round of the First-Year Player Draft. **2019** — Traded to the Chicago Cubs for catcher Martin Maldonado, July 31. **2020** — Traded to the Oakland Athletics for minor league infielder Alfonso Rivas, January 13.

WILD CARD RECORD

Year	Club/Opp.	AVG.	G	AB	R	H	2B	3B	HR	RBI	SH	SF	HP	BB	SO	SB	CS	OBP	SLG	E
2018	HOU vs. CLE	.333	1	3	2	1	0	0	0	0	0	0	0	2	1	0	0	.600	.333	0
2020	OAK vs. CWS																			
(On roster — did not play)																				

DIVISION SERIES RECORD

Year	Club/Opp.	AVG.	G	AB	R	H	2B	3B	HR	RBI	SH	SF	HP	BB	SO	SB	CS	OBP	SLG	E
2018	HOU vs. CLE	.333	1	3	2	1	0	0	0	0	0	0	0	2	1	0	0	.600	.333	0
2020	OAK vs. HOU																			
(On roster — did not play)																				

CHAMPIONSHIP SERIES RECORD

Year	Club/Opp.	AVG.	G	AB	R	H	2B	3B	HR	RBI	SH	SF	HP	BB	SO	SB	CS	OBP	SLG	E
2018	HOU vs. BOS	.273	5	11	1	3	1	0	1	1	0	0	0	3	2	0	0	.429	.636	0

KEMP'S CAREER BESTS

Hits: 4, October 2, 2021 at Houston

Home Runs: 1 (23 times), October 3, 2021 at Houston

Runs Batted In: 5 (twice), June 1, 2021 at Seattle; May 22, 2018 vs. San Francisco

Stolen Bases: 2, July 8, 2018 vs. Chicago (AL)

Hitting Streak: 8, May 28 to June 6, 2021

Hittless Streak (At Bats): 19, September 18 to 29, 2018

Game Ending RBI: 2, July 3, 2021 vs. Boston (sacrifice fly); April 27, 2019 vs. Cleveland (home run)

Grand Slams: None

Pinch-Hit Home Runs: 2, September 21, 2019 vs. St. Louis (Giovanny Gallegos); April 27, 2019 vs. Cleveland (Adam Cimber)

Inside-The-Park Home Runs: None

Lead Off Home Runs: None

**LEFT-HANDED PITCHER****Height/Weight:** 6-3 / 215**Bats/Throws:** Left / Left**Birthdate:** January 14, 1989**End of Season Age:** 32**Birthplace/Resides:** Baltimore Maryland / Odenton, Maryland**Major League Service:** 2 years, 166 days**Obtained:** Acquired from the Los Angeles Dodgers with Cody Thomas for Sheldon Neuse and Gus Varland, February 12, 2021**Contract Status:** First year of a one-year contract through 2021[Updated Stats](#)**2021 HIGHLIGHTS**

- Was on the A's Opening Day roster and had an 8.00 ERA and .341 opponents batting average in 12 games over two early-season stints before spending the balance of the season with Triple-A Las Vegas...was 1-0 with a 6.75 ERA and .300 opponents average in 37 relief appearances with the Aviators.
- His 12 appearances with Oakland matched his fewest in five seasons in the majors (2017) and his ERA and opponents batting average were the highest of his career.
- Walked five batters in 9.0 innings for a .420 opponents on-base percentage...struck out just four.
- His opponents batting average broke down to .211 (4-for-19) with a .654 OPS against left-handed hitters compared to .440 (11-for-25) with a 1.157 OPS against right-handers...issued four of his five walks to righties...his career splits are .179 with a .481 OPS against lefties, .311 with an .867 OPS against righties...with Las Vegas, he allowed a .222 (18-for-81) average and a .573 OPS against lefties, to .380 (30-for-79) with a 1.126 OPS and all five of his home runs against righties.
- Opponents hit .533 with the bases empty, .241 with runners on.
- Allowed 6-of-9 (66.7%) inherited runners to score and first batters faced were 4-for-11 (.364) with a sacrifice hit.
- Yielded nine of his 10 runs at home and did not allow an earned run in four road games (3.1 ip).
- With the Aviators, he walked 20 batters in 38.2 innings (4.66 per nine innings) for a .397 opponents on-base percentage.
- Surrendered five home runs, which matched his most as a minor leaguer (2012).
- First batters faced were 8-for-36 (.222) with a hit by pitch...allowed 6-of-18 (33.3%) inherited runners to score.
- Had an 8.27 ERA and .984 opponents OPS at home, a 5.00 ERA and .659 OPS on the road...yielded four of his five home runs at home.
- Held the opponents four hitter to a .133 average but the nine hitter batted .500.
- Tossed at least one inning in 30 of his 37 outings, including more than one inning nine times.

LIFETIME PITCHING RECORD

Year	Club	W	L	ERA	G	GS	CG	SHO	SV	IP	H	R	ER	HR	HB	BB	IBB	SO	WP	BK
2010	Brooklyn	2	1	2.89	17	0	0	0	1	28.0	16	11	9	3	1	14	0	30	2	0
	Kingsport	0	0	3.86	5	0	0	0	0	9.1	3	4	4	1	1	3	0	15	0	0
2011	Savannah	7	0	2.22	21	1	0	0	5	52.2	41	16	13	1	6	19	1	55	2	0
	St. Lucie	0	1	7.36	5	0	0	0	0	7.1	13	6	6	0	0	4	0	3	0	0
2012	Binghamton	2	0	5.68	6	0	0	0	1	6.1	10	4	4	2	0	4	1	8	1	0
	St. Lucie	1	3	2.37	44	0	0	0	18	57.0	49	18	15	3	2	21	3	70	6	0
2013	Binghamton	3	3	1.71	44	0	0	0	1	63.0	47	15	12	3	2	22	1	63	3	0
	Las Vegas	0	0	11.25	2	0	0	0	0	4.0	5	5	5	0	2	3	0	1	0	0
2014	Binghamton	1	2	6.07	48	0	0	0	2	56.1	77	45	38	2	6	21	1	43	2	0
2015	Binghamton	2	4	4.43	51	1	0	0	1	67.0	59	35	33	4	3	28	1	61	5	0
2016	Montgomery	3	2	3.32	13	0	0	0	0	19.0	14	13	7	0	2	12	0	17	2	0
	Durham	0	2	3.05	34	0	0	0	2	41.1	28	15	14	1	4	23	0	46	2	0
2017	TAMPA BAY	1	0	6.48	12	0	0	0	0	8.1	9	6	6	2	4	4	2	4	1	0
	Durham	3	4	1.65	41	0	0	0	2	43.2	37	9	8	0	3	16	1	46	3	0
2018	TAMPA BAY	1	0	3.93	31	0	0	0	2	34.1	38	15	15	0	1	5	1	19	0	0
	Durham	5	1	1.61	31	1	0	0	4	44.2	35	8	8	1	2	12	1	52	1	0
2019	TAMPA BAY	4	3	3.95	54	0	0	0	1	43.1	39	19	19	6	3	14	4	36	1	0
	LOS ANGELES (NL)	2	0	0.77	26	0	0	0	0	11.2	9	3	1	1	0	2	0	9	0	0
2020	LOS ANGELES (NL)	3	0	0.95	20	0	0	0	1	19.0	11	2	2	1	0	4	0	13	2	0
	OAKLAND	0	0	8.00	12	0	0	0	0	9.0	15	10	8	2	1	5	0	4	1	0
2021	OAKLAND	0	0	8.00	12	0	0	0	0	9.0	15	10	8	2	1	5	0	4	1	0
	Las Vegas	1	0	6.75	37	0	0	0	0	38.2	48	33	29	5	7	20	1	27	1	0
Major League Totals		11	3	3.65	155	0	0	0	4	125.2	121	55	51	12	9	34	7	85	5	0
Minor League Totals		30	23	3.43	399	3	0	0	37	538.1	482	237	205	26	42	222	11	537	30	0

CAREER TRANSACTIONS

2010 — Selected by the New York Mets organization in the 11th round of the First-Year Player Draft. **2015** — Released, October 5; signed by the Baltimore Orioles to a minor league contract, October 23. Selected by the Tampa Bay Rays in the Triple-A portion of the Rule 5 draft, December 10. **2016** — Elected free agency, November 7; signed by the Atlanta Braves to a minor league contract, November 17. **2017** — Released, March 24; signed by the Tampa Bay Rays to a minor league contract, March 27. **2019** — Traded to the Los Angeles Dodgers for minor league outfielder Niko Hulsizer, July 31. **2021** — Traded to the Oakland Athletics with minor league outfielder Cody Thomas for infielder Sheldon Neuse and minor league pitcher Gus Varland, February 12.

WILD CARD SERIES RECORD

Year	Club/Opp.	W	L	ERA	G	GS	CG	SHO	SV	IP	H	R	ER	HR	HB	BB	IBB	SO	WP	BK
2020	LAD vs. MIL																			

(Did not pitch)

DIVISION SERIES RECORD

Year	Club/Opp.	W	L	ERA	G	GS	CG	SHO	SV	IP	H	R	ER	HR	HB	BB	IBB	SO	WP	BK
2019	LAD vs. WAS	0	0	0.00	3	0	0	0	0	1.0	0	0	0	0	0	0	0	2	0	0
2020	LAD vs. SD	0	0	27.00	1	0	0	0	0	0.2	3	2	2	0	0	2	1	0	0	0
Totals		0	0	10.80	4	0	0	0	0	1.2	3	2	2	0	0	2	1	2	0	0

LEAGUE CHAMPIONSHIP SERIES RECORD

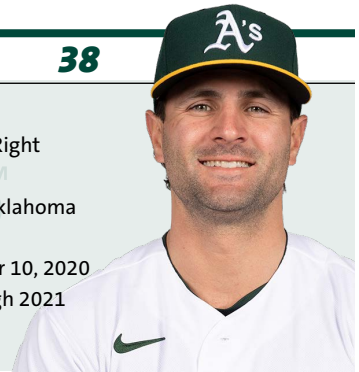
Year	Club/Opp.	W	L	ERA	G	GS	CG	SHO	SV	IP	H	R	ER	HR	HB	BB	IBB	SO	WP	BK
2020	LAD vs. ATL	0	0	13.50	2	0	0	0	0	2.0	6	3	3	1	0	0	0	2	0	0

WORLD SERIES RECORD

Year	Club/Opp.	W	L	ERA	G	GS	CG	SHO	SV	IP	H	R	ER	HR	HB	BB	IBB	SO	WP	BK
2020	LAD vs. TB	0	0	0.00	1	0	0	0	0	0.2	0	0	0	0	0	1	0	1	0	0

KOLAREK'S CAREER BESTS

Low Hit Complete Game: None
Innings Pitched: 3.0, June 27, 2019 at Minnesota
Strikeouts: 3 (three times), last: July 2, 2019 vs. Baltimore
Pitches: 40, July 10, 2018 vs. Detroit
Longest Winning Streak: 6, July 30, 2019 to present
Longest Losing Streak: 2, May 8 to June 12, 2019
Longest Scoreless Streak: 14.2, September 12, 2019 to September 6, 2020



INFIELDER

Height/Weight: 6-0 / 190

Bats/Throws: Right / Right

Birthdate: April 11, 1988

End of Season Age: 33

Birthplace/Resides: Tulsa, Oklahoma / Broken Arrow, Oklahoma

Major League Service: 3 years, 97 days

Obtained: Signed to a minor league contract, November 10, 2020

Contract Status: First year of a one-year contract through 2021

 [Updated Stats](#)

2021 HIGHLIGHTS

- Spent the entire season at Triple-A Las Vegas before he was selected by Oakland on Oct. 1... started all three games at shortstop in the final series of the season at Houston and went 1-for-11 (.091) with a walk...it was his first appearance in the majors since 2018 with Detroit and he has now played parts of eight seasons in the big leagues.
- Batted .244 with four home runs and 40 RBI in 113 games with the Aviators.
- Ranked second in the Triple-A West in at bats (454) and plate appearances (500), tied for fifth in games, ninth in hits (111) and tied for ninth in doubles (24)...grounded into 20 double plays, which were his most as a minor leaguer and tied for second most among all minor leaguers.
- Hit .254 (84-for-331) with a .651 OPS against right-handed pitchers compared to .220 (27-for-123) with a .626 OPS against left-handers.
- Batted .249 with three of his four home runs at home, .240 on the road.
- His average improved to .273 with runners in scoring position.
- Hit .317 in the first inning.
- Started 90 games at shortstop, 18 at second base and four at designated hitter...led Triple-A West shortstops in games (90), total chances (396), putouts (133), assists (248), double plays (53) and errors (15)...had a .962 fielding percentage as a shortstop...also committed two errors as a second baseman (.970 fielding percentage).
- Hit in every spot in the order except clean-up and saw his most playing time with 64 games batting second.

LIFETIME PLAYING RECORD

Year	Club	AVG	G	AB	R	H	2B	3B	HR	RBI	SH	SF	HP	BB	SO	SB	CS	OBP	SLG	E
2007	Johnson City	.264	30	106	16	28	8	0	2	9	0	0	2	12	21	3	2	.350	.396	12
	GCL Cardinals	.154	4	13	4	2	0	0	0	0	0	0	0	2	2	0	0	.267	.154	1
	Batavia	.148	8	27	1	4	0	1	0	2	0	0	0	1	7	1	1	.179	.222	9
2008	Quad Cities	.284	99	377	58	107	20	4	5	40	1	6	5	45	69	12	5	.363	.398	18
	Palm Beach	.130	24	77	4	10	4	0	0	10	3	3	1	10	27	0	1	.231	.182	4
2009	Palm Beach	.315	18	73	8	23	5	0	0	8	0	2	1	8	16	1	0	.381	.384	9
	Springfield	.216	113	407	52	88	15	3	6	37	4	5	1	42	88	4	2	.288	.312	25
2010	Springfield	.243	132	503	69	122	28	2	13	72	7	3	1	56	111	13	2	.318	.384	34
2011	Memphis	.214	112	398	48	85	17	2	3	47	5	6	3	36	91	2	2	.280	.289	14
	ST. LOUIS	.176	16	17	2	3	1	0	0	1	1	0	0	4	4	0	0	.333	.235	0
2012	Memphis	.232	131	448	61	104	16	3	11	63	4	7	0	41	74	7	4	.292	.355	17
	ST. LOUIS	.333	26	72	11	24	5	3	2	14	1	2	0	7	19	2	0	.383	.569	3
2013	ST. LOUIS	.217	143	410	44	89	20	0	1	35	1	3	0	34	91	3	1	.275	.273	9
2014	ST. LOUIS	.304	14	23	4	7	3	0	0	0	0	0	0	3	4	0	0	.385	.435	0
	Memphis	.248	117	379	59	94	23	0	8	54	7	3	7	41	61	10	7	.330	.372	15
2015	ST. LOUIS	.152	76	99	15	15	0	0	0	2	1	0	1	10	21	3	1	.236	.152	4
2016	Scranton/WB	.209	130	445	48	93	19	0	2	32	3	3	6	31	91	11	4	.268	.265	15
2017	NEW YORK (AL)	.111	11	9	2	1	0	0	0	0	0	0	0	1	2	0	0	.200	.111	1
	TEXAS	.111	28	36	4	4	0	0	1	2	1	0	2	2	18	0	1	.200	.194	2
	Round Rock	.300	11	40	8	12	4	0	0	2	0	0	0	2	8	1	0	.333	.400	0
2018	Toledo	.203	83	271	23	55	18	2	1	17	0	3	3	19	52	6	1	.260	.295	3
	DETROIT	.217	27	69	7	15	4	1	1	8	1	1	0	2	15	0	1	.236	.348	0
2019	Toledo	.263	88	278	44	73	17	2	7	51	1	7	4	32	49	2	0	.340	.414	4
2020																				
(Minor League Season Canceled — Did Not Play)																				
2021	Las Vegas	.244	113	454	62	111	24	3	4	40	2	2	5	37	97	6	1	.307	.337	17
	OAKLAND	.091	3	11	0	1	0	0	0	0	0	0	0	1	4	0	0	.167	.091	0
Major League Totals		.213	344	746	89	159	33	4	5	62	6	6	3	64	178	8	4	.276	.288	19
Minor League Totals		.235	1213	4296	565	1011	218	22	62	484	37	50	39	415	864	79	32	.305	.340	99

CAREER TRANSACTIONS

2007 — Selected by the St. Louis Cardinals organization in the 1st round (18th selection overall) of the First-Year Player Draft. **2015** — Elected free agency, November 6; signed by the New York Yankees to a minor league contract, November 30. **2017** — Claimed off waivers by Texas, April 30. Released, August 13. **2018** — Signed by the Detroit Tigers to a minor league contract, January 3. Elected free agency, October 24; re-signed by Detroit to a minor league contract, November 1. **2019** — Elected free agency, November 4; signed by the Atlanta Braves to a minor league contract, November 19. **2020** — Elected free agency, November 1, signed by the Oakland Athletics to a minor league contract, November 10.

WILD CARD RECORD

Year	Club/Opp.	AVG.	G	AB	R	H	2B	3B	HR	RBI	SH	SF	HP	BB	SO	SB	CS	OBP	SLG	E
2012	STL vs. ATL	.000	1	4	1	0	0	0	0	0	0	0	0	0	2	0	0	.000	.000	0

DIVISION SERIES RECORD

Year	Club/Opp.	AVG.	G	AB	R	H	2B	3B	HR	RBI	SH	SF	HP	BB	SO	SB	CS	OBP	SLG	E
2012	STL vs. WSH	.250	5	16	4	4	1	0	1	5	0	0	1	5	5	0	0	.455	.500	1
2013	STL vs. PIT.	.400	4	10	1	4	1	0	0	1	0	0	0	1	2	1	0	.455	.500	1
2014	STL vs. LA	.000	2	5	0	0	0	0	0	0	0	0	0	0	3	0	0	.000	.000	0
Totals		.258	11	31	5	8	2	0	1	6	0	0	1	6	10	1	0	.395	.419	2

CHAMPIONSHIP SERIES RECORD

Year	Club/Opp.	AVG.	G	AB	R	H	2B	3B	HR	RBI	SH	SF	HP	BB	SO	SB	CS	OBP	SLG	E
2012	STL vs. SF	.227	7	22	3	5	1	0	0	2	0	0	0	3	7	1	1	.320	.273	2
2013	STL vs. LA	.067	6	15	1	1	0	0	0	1	0	0	1	3	4	0	0	.263	.067	0
2014	STL vs. SF																			
(Did not play)																				
Totals		.162	13	37	4	6	1	0	0	3	0	0	1	6	11	1	1	.295	.189	2

WORLD SERIES RECORD

Year	Club/Opp.	AVG.	G	AB	R	H	2B	3B	HR	RBI	SH	SF	HP	BB	SO	SB	CS	OBP	SLG	E
2013	STL vs. BOS	.000	4	10	1	0	0	0	0	0	1	0	0	0	1	1	0	.000	.000	2

KOZMA'S CAREER BESTS

Hits: 4, May 26, 2013 at Los Angeles (NL)

Home Runs: 1 (five times), last: May 9, 2018 at Texas (Note: Also had one in Game 3 of the 2012 NLDS at Washington)

Runs Batted In: 3 (three times), last: June 7, 2013 at Cincinnati (Note: Also had three in Game 3 of the 2012 NLDS at Washington)

Stolen Bases: 1 (eight times), last: October 2, 2015 at Atlanta (Note: Also has three one-steal games in the postseason)

Hitting Streak: 7, April 21 to 28, 2013

Hitless Streak (At Bats): 33, August 11 to September 1, 2013

Game Ending RBI: None

Grand Slams: None

Pinch-Hit Home Runs: None

Inside-The-Park Home Runs: None

Lead Off Home Runs: None



OUTFIELDER

Height/Weight: 5-11 / 203 **Bats/Throws:** Right / Right
Birthdate: July 15, 1994 **End of Season Age:** 27
Birthplace/Resides: Santo Domingo, Dominican Republic / Santo Domingo, Dominican Republic
Major League Service: 3 years, 14 days
Obtained: Acquired from Houston for Brandon Bailey, Nov. 20, 2017
Contract Status: First year of a one-year contract through 2021

[Updated Stats](#)

2021 HIGHLIGHTS

- Was batting .246 with 14 home runs and 39 RBI in 88 games when he was suspended for 80 games on Aug. 6 for violating Major League Baseball’s Joint Drug Prevention and Treatment Program...served 53 games and will miss the first 27 games of the 2022 season.
- Matched his career high with 27 walks but had a career-low .317 on-base percentage...was also hit by a pitch nine times and has 32 hits by pitches over the last three years.
- Stole 12 bases, eight of which came over his first nine games.
- Now has a .235 average and .741 OPS in 142 games over the last two years after hitting .288 with an .853 OPS in 171 games over his first two seasons.
- Batted .304 (35-for-115) with an .858 OPS against left-handed pitchers compared to .217 (49-for-226) with a .710 OPS against right-handers...connected for 11 of his 14 home runs off righties.
- Hit .209 with eight home runs and 21 RBI in 41 games at home, .277 with six home runs and 18 RBI in 47 games on the road.
- Had a .278 batting average and .838 OPS at night, .204 with a .658 OPS during the day.
- Started a team-leading 75 games in center field and also made eight starts in right field and four at designated hitter...tied for 10th among American League outfielders in assists (7) despite playing just 83 games in the outfield...now has 28 assists since making his Major League debut on Aug. 3, 2018, which are second most in the majors over that span.
- Committed two errors for a .990 fielding percentage.
- Was 6-for-19 (.316) as the designated hitter and struck out in his only pinch hitting appearance...is now 0-for-5 with four strikeouts in his career in the pinch.
- Started games in every spot in the order except eighth and ninth...saw his most starts with 25 games batting second and 22 hitting third.
- Was 12-for-26 (.462) in the ninth inning.

**MOST ASSISTS,
OUTFIELDER,
AUG. 3, 2018-PRESENT**

- 33 Hunter Renfroe
- 28 Ramón Laureano**
- 27 Joey Gallo
- 26 Teoscar Hernández
- 25 Bryce Harper

LIFETIME PLAYING RECORD

Year	Club	AVG	G	AB	R	H	2B	3B	HR	RBI	SH	SF	HP	BB	SO	SB	CS	OBP	SLG	E
2014	Greenville	.189	16	53	8	10	0	0	1	2	1	0	0	7	16	4	0	.283	.245	0
2015	Quad Cities	.265	76	287	43	76	15	8	4	34	1	1	4	21	83	18	3	.323	.415	4
2016	Lancaster	.317	80	293	69	93	19	5	10	60	0	5	9	50	86	33	11	.426	.519	3
	Corpus Christi	.323	36	124	20	40	9	2	5	13	0	0	4	20	33	10	3	.432	.548	0
2017	Corpus Christi	.227	123	463	65	105	21	6	11	55	0	2	8	40	110	24	5	.298	.369	4
2018	Nashville	.297	64	246	44	73	12	1	14	35	0	3	4	31	70	11	2	.380	.524	3
	OAKLAND	.288	48	156	27	45	12	1	5	19	0	2	2	16	50	7	1	.358	.474	1
2019	OAKLAND	.288	123	434	79	125	29	0	24	67	1	8	11	27	123	13	2	.340	.521	7
2020	OAKLAND	.213	54	183	27	39	8	1	6	25	0	3	12	24	58	2	1	.338	.366	0
2021	OAKLAND	.246	88	341	43	84	21	2	14	39	0	1	9	27	98	12	5	.317	.443	2
Major League Totals		.263	313	1114	176	293	70	4	49	150	1	14	34	94	329	34	9	.335	.465	10

CAREER TRANSACTIONS

2014 — Selected by the Houston Astros organization in the 16th round of the First-Year Player Draft. **2017** — Traded to the Oakland Athletics organization for minor league pitcher Brandon Bailey, November 20. **2019** — On the injured list, July 29 to September 5. **2020** — On the suspended list, August 14 to 17. **2021** — On the injured list, May 28 to June 15. On the suspended list, August 6 through end of season.

WILD CARD RECORD

Year	Club/Opp.	AVG.	G	AB	R	H	2B	3B	HR	RBI	SH	SF	HP	BB	SO	SB	CS	OBP	SLG	E
2018	OAK vs. NYY	.000	1	3	0	0	0	0	0	0	0	0	0	1	2	0	0	.250	.000	0
2019	OAK vs. TB	.333	1	3	0	1	0	0	0	1	0	1	0	0	1	0	0	.250	.333	0
2020	OAK vs. CWS	.182	3	11	1	2	0	0	0	1	0	0	0	0	4	0	0	.182	.182	0
Totals		.176	5	17	1	3	0	0	0	2	0	1	0	1	7	0	0	.211	.176	0

DIVISION SERIES RECORD

Year	Club/Opp.	AVG.	G	AB	R	H	2B	3B	HR	RBI	SH	SF	HP	BB	SO	SB	CS	OBP	SLG	E
2020	OAK vs. HOU	.200	4	15	3	3	1	0	2	4	0	0	0	1	3	0	0	.250	.667	0

LAUREANO'S CAREER BESTS

Hits: 4 (three times), last: May 21, 2021 at Los Angeles (AL)

Home Runs: 2 (three times), May 18, 2021 vs. Houston; September 7, 2018 vs. Texas; August 20, 2018 vs. Texas. Note: Also had two home runs in Game 4 of the 2020 ALDS vs. Houston, Oct. 8, 2020

Runs Batted In: 5 (twice), June 12, 2019 at Tampa Bay; August 20, 2018 vs. Texas

Stolen Bases: 2 (three times), last: April 12, 2021 at Arizona

Hitting Streak: 16, May 16 to June 4, 2019

Hitless Streak (At Bats): 15, July 1 to 4, 2021

Game Ending RBI: 4, May 18, 2021 vs. Houston (sacrifice fly); September 9, 2020 vs. Houston (single); May 11, 2019 vs. Cleveland (single), August 3, 2018 vs. Detroit (single)

Grand Slams: 1, June 12, 2019 at Tampa Bay (Colin Poche)

Pinch-Hit Home Runs: None

Inside-The-Park Home Runs: None

Lead Off Home Runs: 2, August 29, 2020 at Houston (G#2) (Zack Greinke); September 7, 2018 vs. Texas (Yovani Gallardo)

INFIELDER

Height/Weight: 6-0 / 180

Bats/Throws: Switch / Right

Birthdate: April 17, 1984


End of Season Age: 37

Birthplace/Resides: Salem, Oregon / Houston, Texas

Major League Service: 13 years, 111 days

Obtained: Signed to a minor league contract, Feb. 10, 2021

Contract Status: First year of a one-year contract through 2021

[@Jed_Lowrie](#)
[jed.lowrie](#)
[Updated Stats](#)


2021 HIGHLIGHTS

- Was signed by the A's to a minor league contract on Feb. 10 after playing in just nine games over the previous two seasons and ended up batting .245 with 28 doubles, 14 home runs and 69 RBI in 139 games in his third stint with Oakland.
- It was the fifth time in his 14-year career he played in at least 100 games, all of which have come in his six seasons with the A's...has played 826 games in an Oakland uniform, which are the most games played by an Athletic over the last 17 years.
- Had 28 doubles, which matched Hideki Matsui (2011) for the most in Oakland history by a player that was at least 37 years old...now has 200 career doubles with the A's, which ranks 10th in Oakland history.
- His 139 games played were seventh most in Oakland history by a player 37 years old or more.
- The switch-hitter batted .259 (42-for-162) with a .686 OPS against left-handed pitchers compared to .237 (70-for-295) with a .760 OPS against right-handers...hit 11 of his 14 home runs against righties.
- Hit .342 with runners in scoring position, which ranked second in the American League to Toronto's Guriel (.368)...batted .202 with the bases empty, .300 with runners on base.
- Hit .263 before the All-Star Break, .210 after the break...now has a .271 career average before the break, .245 after the break.
- Batted .303 in interleague play.
- Started a team-leading 69 games at second base and his 49 starts at designated hitter were second most to Moreland (57)...also appeared in one game at third base...committed three errors in 71 games overall at second base for a .986 fielding percentage...now has 449 career games at second with the A's, which is fifth most in Oakland history.
- Hit .277 while playing second base and .206 as the designated hitter.
- Was also 4-for-21 (.190) with two doubles and a RBI as a pinch hitter...the doubles tied for the most among AL pinch hitters and his 21 plate appearances ranked fifth.
- Started games at every spot in the order from two through six, including a team-leading 39 in the clean-up spot...those were the fewest games started batting fourth by a team-leader in Oakland history (previous: 46 by Jack Cust in 2008)...hit .191 in the clean-up spot but had a .277 average in 29 games batting fifth and a .360 average in 21 games from the six spot.
- Was 5-for-6 (.833) with two doubles and four RBI in extra innings.

LIFETIME PLAYING RECORD

Year	Club	AVG.	G	AB	R	H	2B	3B	HR	RBI	SH	SF	HP	BB	SO	SB	CS	SLG	OBP	E
2005	Lowell	.328	53	201	36	66	12	0	4	32	2	1	2	34	30	7	5	.448	.429	10
2006	Wilmington	.262	97	374	43	98	21	6	3	50	0	8	2	54	65	2	2	.374	.352	25
2007	Portland	.297	93	337	61	100	31	7	8	49	3	2	1	65	58	5	3	.501	.410	13
	Pawtucket	.300	40	160	21	48	16	1	5	21	0	2	3	12	33	0	1	.506	.356	7
2008	Pawtucket	.268	53	198	35	53	14	2	5	32	0	5	0	31	43	1	0	.434	.359	7
	BOSTON	.258	81	260	34	67	25	3	2	46	2	8	1	35	68	1	0	.400	.339	2
2009	BOSTON	.147	32	68	5	10	2	0	2	11	0	2	0	6	20	0	0	.265	.211	1
	Pawtucket	.176	22	68	9	12	3	0	3	8	0	1	1	13	13	0	0	.353	.313	4
	Portland	.600	1	5	1	3	1	0	0	2	0	0	0	0	0	0	0	.800	.600	0
	Lowell	.182	3	11	2	2	2	0	0	1	0	0	0	2	1	0	0	.364	.308	1
2010	Lowell	.400	6	15	2	6	1	0	0	5	0	1	0	5	1	0	0	.467	.524	0
	Pawtucket	.333	4	15	3	5	3	0	1	4	0	1	0	1	4	1	0	.733	.353	0
	BOSTON	.287	55	171	31	49	14	0	9	24	0	0	1	25	25	1	1	.526	.381	5
2011	BOSTON	.252	88	309	40	78	14	4	6	36	1	6	2	23	60	1	1	.382	.303	15
	Pawtucket	.412	5	17	2	7	4	0	0	5	0	0	0	2	1	0	0	.647	.474	0
2012	Oklahoma City	.500	2	6	1	3	0	0	0	3	0	1	0	1	1	0	0	.500	.500	0
	HOUSTON	.244	97	340	43	83	18	0	16	42	0	2	2	43	65	2	0	.438	.331	8
2013	OAKLAND	.290	154	603	80	175	45	2	15	75	3	4	2	50	91	1	0	.446	.344	18
2014	OAKLAND	.249	136	502	59	125	29	3	6	50	51	79	2	6	5	0	0	.355	.321	13
	Sacramento	.222	2	9	1	2	0	0	0	0	0	1	0	0	0	0	0	.222	.222	1
2015	HOUSTON	.222	69	230	35	51	14	0	9	30	0	2	3	28	43	1	0	.400	.312	3
	Corpus Christi	.214	5	14	0	3	1	0	0	2	0	0	1	0	2	0	0	.286	.267	1
2016	OAKLAND	.263	87	338	30	89	12	1	2	27	0	4	1	26	65	0	0	.322	.314	6
	Nashville	.250	1	4	1	1	0	0	0	0	0	0	0	1	0	0	0	.250	.400	0
2017	OAKLAND	.277	153	567	86	157	49	3	14	69	0	3	2	73	100	0	1	.448	.360	5
2018	OAKLAND	.267	157	596	78	159	37	1	23	99	0	3	3	78	128	0	0	.448	.353	4
2019	St. Lucie	.200	6	20	0	4	1	0	0	2	0	0	0	1	2	0	0	.238	.250	0
	Syracuse	.250	12	44	7	11	1	0	2	3	0	0	0	4	12	0	0	.313	.409	2
	NEW YORK (NL)	.000	9	7	0	0	0	0	0	0	0	0	0	1	4	0	0	.125	.000	0
2020	NEW YORK (NL)										(Injured — Did Not Play)									
2021	OAKLAND	.245	139	457	55	112	28	0	14	69	0	4	2	49	108	0	0	.318	.398	3
Major League Totals		.260	1257	4448	576	1155	287	17	118	578	8	44	24	488	856	7	3	.333	.411	83

CAREER TRANSACTIONS

2005 — Selected by the Boston Red Sox organization as a supplemental pick following the 1st round (45th selection overall) in First-Year Player Draft. **2009** — On the disabled list, April 12 to July 7; included rehabilitation assignments to Pawtucket, June 21 to July 5, and Portland, July 6 to 7. On the disabled list, August 7 to September 7; included rehabilitation assignment to Pawtucket, August 24 to September 7. **2010** — On the disabled list, March 26 to July 20; included rehabilitation assignments to Lowell, July 5 to 14, and Pawtucket, July 15 to 20. **2011** — On the disabled list, June 17 to August 7; included rehabilitation assignment to Pawtucket, August 1 to 7. Traded to the Houston Astros with pitcher Kyle Weiland for pitcher Mark Melancon, December 14. **2012** — On the disabled list, March 29 to April 12; included rehabilitation assignment to Oklahoma City, April 10 to 11. On the disabled list, July 15 to September 10; included rehabilitation assignments to Corpus Christi, September 7, and Lancaster, September 8 to 10. **2013** — Traded to the Oakland Athletics with pitcher Fernando Rodriguez for pitcher Brad Peacock, first baseman Chris Carter and minor league catcher Max Stassi, February 4. **2014** — On the disabled list, August 14 to 30; included rehabilitation assignment to Sacramento, August 30. Elected free agency, October 30; signed by Houston, December 15. **2015** — On the disabled list, April 28 to July 29; included rehabilitation assignment to Corpus Christi, July 22 to 29. Traded to Oakland for minor league pitcher Brendan McCurry, November 25. **2016** — On the disabled list, May 10 to 24; included rehabilitation assignment to Nashville, May 23 to 24. On the disabled list, August 4 to October 6. **2018** — Elected free agency, October 29. **2019** — Signed by the New York Mets, January 17. On the injured list, March 25 to September 6; included rehabilitation assignments to St. Lucie, April 28 to May 3 and August 20 to 27, Syracuse, May 4 to 12 and August 28 to September 4, and Brooklyn, September 5 to 6. **2020** — On the injured list, July 20 to end of season. Elected free agency, October 28. **2021** — Signed by the Athletics to a minor league contract, February 10. On the injured list, September 26 to October 3.

WILD CARD RECORD

Year	Club/Opp.	AVG.	G	AB	R	H	2B	3B	HR	RBI	SH	SF	HP	BB	SO	SB	CS	SLG	OBP	E
2014	OAK vs. KC	.000	1	5	0	0	0	0	0	0	1	0	0	0	0	0	0	.000	.000	0
2015	HOU vs. NYY	.000	1	1	0	0	0	0	0	0	0	0	0	0	0	0	0	.000	.000	0
2018	OAK vs. NYY	.000	1	4	1	0	0	0	0	0	0	0	0	1	0	0	0	.000	.000	0
Totals		.000	3	10	1	0	0	0	0	0	1	0	0	0	1	0	0	.000	.000	0

DIVISION SERIES RECORD

Year	Club/Opp.	AVG.	G	AB	R	H	2B	3B	HR	RBI	SH	SF	HP	BB	SO	SB	CS	SLG	OBP	E
2008	BOS vs. LAA	.364	3	11	2	4	0	0	0	1	0	0	1	1	3	0	0	.364	.462	1
2009	BOS vs. LAA	.000	3	2	0	0	0	0	0	0	0	0	0	0	1	0	0	.000	.000	0
2013	OAK vs. DET	.150	5	20	2	3	1	0	1	3	0	0	2	7	0	0	0	.350	.227	0
2015	HOU vs. KC	.000	3	3	0	0	0	0	0	0	0	0	0	0	1	0	0	.000	.000	0
Totals		.194	14	36	4	7	1	0	1	4	0	0	1	3	12	0	0	.275	.194	1

LEAGUE CHAMPIONSHIP SERIES RECORD

Year	Club/Opp.	AVG.	G	AB	R	H	2B	3B	HR	RBI	SH	SF	HP	BB	SO	SB	CS	SLG	OBP	E
2009	BOS vs. TB	.111	6	18	2	2	1	0	0	1	0	1	0	4	4	0	0	.167	.261	0

ALL-STAR GAME RECORD

Year	Club/Site	AVG	G	AB	R	H	2B	3B	HR	RBI	SH	SF	HP	BB	SO	SB	CS	SLG	OBP	E
2018	A.L./WAS	.000	1	2	0	0	0	0	0	0	0	0	0	1	0	0	0	.000	.333	0

LOWRIE'S CAREER BESTS

Hits: 4 (nine times), last: June 26, 2018 at Detroit

Home Runs: 2 (three times), May 8, 2017 vs. Los Angeles (AL); October 3, 2010 vs. New York (AL); September 14, 2010 at Seattle

Runs Batted In: 5, September 19, 2017 at Detroit

Stolen Bases: 1 (seven times), last: April 8, 2015 vs. Cleveland

Hitting Streak: 12, August 18 to 30, 2013

Hitless Streak (At Bats): 28, August 19 to 31, 2015

Game Ending RBI: 6, July 16, 2021 vs. Cleveland (home run); September 8, 2017 vs. Houston (single); May 8, 2017 vs. Los Angeles-AL (home run); September 6, 2014 vs. Houston (single), August 21, 2010 vs. Toronto (home run), August 1, 2008 vs. Oakland (single)

Grand Slams: 3, September 19, 2017 at Detroit (Alex Wilson); September 6, 2015 vs. Minnesota (Trevor May), October 4, 2009 vs. Cleveland (Chris Perez)

Pinch-Hit Home Runs: 1, September 13, 2015 at Los Angeles-AL (Huston Street)

Inside-The-Park Home Runs: None

Lead Off Home Runs: None

**INFIELDER****Height/Weight:** 5-11 / 185**Bats/Throws:** Left / Right**Birthdate:** September 25, 1993 **End of Season Age:** 28**Birthplace/Resides:** Humacao, Puerto Rico / San Lorenzo, Puerto Rico**Major League Service:** 1 year, 43 days**Obtained:** Acquired from Philadelphia for cash considerations, December 12, 2019**Contract Status:** First year of a one-year contract through 2021
[@Vimael25](https://twitter.com/Vimael25)
[Updated Stats](#)
2021 HIGHLIGHTS

- Batted .125 with one RBI in 15 games over four stints with the A's.
- Went 1-for-20 in nine games from April 16-May 13, 0-for-1 in one game from June 25-28, 2-for-7 (.286) in three games from Aug. 14-16 and 1-for-4 (.250) in two games during his final stay beginning Sept. 26.
- Was 2-for-9 (.222) against left-handed pitchers, 2-for-23 (.087) against right-handers.
- Went 0-for-3 with runners in scoring position and is now 0-for-20 in his career.
- Made seven starts at shortstop, three at second base and one at third base...was also 0-for-2 in two pinch hitting appearances.
- Spent the balance of the season with Triple-A Las Vegas where he batted .295 with 11 home runs and 58 RBI in 89 games.
- The home runs matched his career high from 2017...had career-highs in triples (6), slugging percentage (.479) and OPS (.868) and matched his best in runs (65) and hit by pitches (5).
- Walked 49 times to fuel a .389 on-base percentage.
- Tied for fourth in the Triple-A West in triples, ranked fifth in on-base percentage and tied for eighth in walks.
- Hit .320 (81-for-253) with a .964 OPS and 10 of his 11 home runs against right-handed pitchers...batted .217 (18-for-83) with a .578 OPS against left-handers.
- Hit .367 with a 1.049 OPS at home, .212 with a .654 OPS on the road...had 8 of his 11 home runs and 47 of his 58 RBI at home.
- Had a .321 batting average and eight of his 11 home runs with runners on base...was 4-for-10 with two grand slams, a triple and 17 RBI with the bases loaded.
- Had a .455 batting average and five of his 11 home runs in the third inning.
- Made 56 starts at third base, 24 at second base and three at shortstop...also appeared in two games at first base...committed nine errors, including five as a third baseman (.961 fielding percentage), three as a second baseman (.971) and one as a shortstop (.952).
- Was 6-for-20 (.300) in five starts at designated hitter...singled in his only pinch hitting appearance.
- Hit in every spot in the order except second...saw his most action with 50 games batting fifth.

LIFETIME PLAYING RECORD

Year	Club	AVG	G	AB	R	H	2B	3B	HR	RBI	SH	SF	HP	BB	SO	SB	CS	OBP	SLG	E
2015	Eugene	.188	11	32	2	6	2	0	0	3	0	0	2	1	6	1	1	.257	.250	2
	South Bend	.177	33	113	9	20	4	0	0	7	0	1	0	15	20	1	0	.271	.212	4
2016	Iowa	.278	14	18	7	5	0	0	0	1	0	0	0	7	4	0	1	.480	.278	1
	Eugene	.429	4	14	2	6	0	0	0	5	0	2	0	3	2	2	0	.474	.429	2
2017	South Bend	.243	31	103	11	25	6	0	0	11	2	0	2	13	23	3	0	.339	.301	2
	Myrtle Beach	.320	72	272	46	87	17	1	10	57	6	3	0	24	33	4	2	.371	.500	11
2018	Myrtle Beach	.274	45	157	19	43	6	0	1	15	0	0	0	16	31	0	2	.341	.331	2
	Tennessee	.209	33	110	20	23	6	0	2	14	0	2	1	28	23	1	0	.369	.318	5
2019	Tennessee	.220	79	250	30	55	10	1	5	28	2	2	3	39	54	2	1	.330	.328	3
	Iowa	.294	117	422	47	124	26	1	6	61	1	7	5	63	57	8	2	.386	.403	13
2020	OAKLAND	.320	12	25	7	8	1	1	1	4	0	0	0	6	5	0	0	.452	.560	2
	OAKLAND	.206	24	63	11	13	2	0	0	0	0	0	0	8	10	0	0	.296	.238	2
2021	OAKLAND	.125	15	32	1	4	0	0	0	1	2	0	0	3	10	0	0	.200	.125	2
	Las Vegas	.295	89	336	65	99	17	6	11	58	0	3	5	49	72	2	1	.389	.479	9
Major League Totals		.179	39	95	12	17	2	0	0	1	2	0	0	11	20	0	0	.264	.200	4
Minor League Totals		.271	540	1852	265	501	95	10	36	264	11	20	18	264	330	24	10	.364	.391	56

LIFETIME PITCHING RECORD

Year	Club	W	L	ERA	G	GS	CG	SHO	SV	IP	H	R	ER	HR	HB	BB	IBB	SO	WP	BK
2016	Iowa	0	0	0.00	1	0	0	0	0	0.1	2	0	0	0	0	1	0	0	0	0
2017	South Bend	0	1	5.40	1	0	0	0	0	1.2	2	1	1	0	0	1	0	2	0	0
Minor League Totals		0	1	4.50	2	0	0	0	0	2.0	4	1	1	0	0	2	0	2	0	0

CAREER TRANSACTIONS

2011 — Selected by the San Diego Padres organization in the 29th round of the First-Year Player Draft; did not sign. **2015** — Selected by the Chicago Cubs organization in the 10th round of the First-Year Player Draft. **2019** — Selected by the Philadelphia Phillies in the Major League Rule 5 draft, December 12. Traded to the Oakland Athletics for cash considerations, December 12. On the injured list, October 1 to 3.

WILD CARD RECORD

Year	Club/Opp.	AVG.	G	AB	R	H	2B	3B	HR	RBI	SH	SF	HP	BB	SO	SB	CS	OBP	SLG	E
2020	OAK vs. CWS																			

(On roster — did not play)

MACHÍN'S CAREER BESTS

Hits: 3, September 8, 2020 vs. Houston

Home Runs: None

Runs Batted In: 1, April 27, 2021 at Tampa Bay

Stolen Bases: None

Hitting Streak: 4, August 29 to September 6, 2020

Hitless Streak (At Bats): 23, April 17 to August 14, 2021

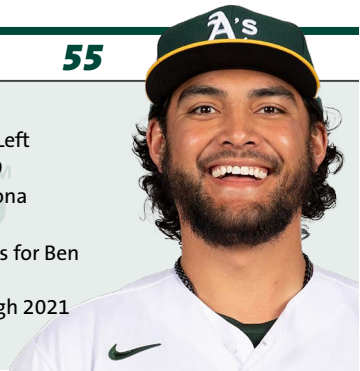
Game Ending RBI: None

Grand Slams: None

Pinch-Hit Home Runs: None

Inside-The-Park Home Runs: None

Lead Off Home Runs: None

**LEFT-HANDED PITCHER****Height/Weight:** 6-5 / 245**Bats/Throws:** Right / Left**Birthdate:** February 1, 1992**End of Season Age:** 29**Birthplace/Resides:** Valparaiso, Indiana / Phoenix, Arizona**Major League Service:** 5 years, 157 days**Obtained:** Acquired from Kansas City with Aaron Brooks for Ben Zobrist and cash, July 28, 2015**Contract Status:** First year of a one-year contract through 2021
[@seanmanaea](#)
[Updated Stats](#)
2021 HIGHLIGHTS

- Went 11-10 with a 3.91 ERA in 32 starts and has now posted a winning record in five consecutive seasons...is one of five pitchers in Oakland history with at least five straight winning seasons...Tim Hudson did it six straight years from 1999-2004 and Catfish Hunter (1970-74), Dave Stewart (1986-1990) and Dennis Eckersley (1988-92) all had five straight.
- It was his third 10-win season and he joins Trevor Cahill as the only A's pitchers over the last 16 years with three 10-win seasons.
- Is now 50-41 with a 3.86 ERA and 641 strikeouts in 129 games, including 128 starts, in six seasons with the A's...the wins, strikeouts and games started are the most by an A's pitcher over the last 18 years...in the Wild Card era (1995-present), the only A's pitchers with more wins, strikeouts and starts are Barry Zito (102 wins, 1098 strikeouts, 224 starts), Tim Hudson (92, 899, 183) and Mark Mulder (81, 668 and 150).
- Had a career-high 194 strikeouts and walked just 41 in a career-high 179.1 innings...the strikeouts ranked eighth in the American League and were the seventh best single season total in Oakland history...his average of 9.74 strikeouts per nine innings was the second best mark in Athletics history to Frankie Montas, who averaged 9.96 this year...his 4.73 strikeout-to-walk ratio ranked fourth in the AL and was second best in Athletics history to Brandon McCarthy's 4.92 in 2011...his average of 2.06 walks per nine innings was sixth lowest in the AL...now has an average of 2.23 walks per nine innings in his career, which is fourth lowest in Oakland history (min. 500 ip).
- Also tied for the AL lead in starts, ranked fourth in pitches (2980), eighth in innings pitched, ninth in opponents OPS (.719) and on-base percentage (.304) and 10th in ERA, slugging (.415) and batting average (.255)...was the only AL pitcher and one of five in the majors with two shutouts...was one of two AL pitchers with two complete games (Cole, NYY).
- In addition to strikeouts and innings pitched, he also had career highs in starts, complete games, shutouts, hits (179), earned runs (78), home runs (25) and pitches (2980) and matched his high in losses.
- Was 6-2 with a 2.99 ERA over his first 14 starts through June 14 but then went 5-8 with a 4.68 ERA over his final 18 starts...allowed eight home runs over his first 14 starts, 17 after that...struck out 78 over his first 14 (8.63 per nine innings), 116 over his last 18 (10.65 per nine innings)...was seventh in the AL in ERA and tied for 10th in wins through June 14...tied for fifth in losses from June 15 through the end of the season.
- His opponents batting average broke down to .204 (34-for-167) with a .590 OPS against left-handed hitters compared to .271 (145-for-534) with a .758 OPS against right-handers...his OPS against lefties was second lowest in the AL (Greinke, HOU .565)...issued 34 of his 41 walks and yielded 50 of his 60 extra base hits to righties.
- Opponents batted .233 with a .668 OPS the first time through the order, .269 with a .731 OPS the second time and .267 with a .778 OPS after that...his career splits are .228/.649 the first time, .254/.720 the second time and .274/.784 after that.
- His .255 opponents batting average increased to .274 with runners in scoring position.

**ATHLETICS BEST
STRIKEOUT-TO-WALK
RATIO**

4.92	Brandon McCarthy, 2011
4.73	Sean Manaea, 2021
4.03	Bartolo Colon, 2013
3.91	Dan Haren, 2006
3.84	Rube Waddell, 1904

- Was 3-3 with a 2.50 ERA and six home runs in 12 starts on four days rest compared to 8-6 with a 4.73 ERA and 17 home runs in 19 starts on five days rest or more...over the last three years, he is 7-4 with a 2.96 ERA in 20 starts on four days rest, 12-7 with a 4.20 ERA in 25 starts on five days rest or more.
- Went 4-0 with a 3.94 ERA in six starts against AL Central teams and now has a 12-game winning streak against the Central dating back to Aug. 23, 2016...has a 2.39 ERA (24 er in 90.1 ip) and .222 (74-for-334) opponents batting average during the streak, which spans 15 starts... his last loss came on July 5, 2016 at Minnesota...is 13-2 with a 2.85 ERA (34 er in 107.1 ip) in 18 career starts vs. AL Central teams.
- Was 2-2 in five interleague starts but had a 2.67 ERA, .180 opponents batting average and .531 OPS...over the last two years, he is 4-3 with a 3.00 ERA in 10 interleague starts compared to 11-10 with a 4.37 ERA in 33 starts against AL competition.
- Had just one unearned run, which matched the fewest in Oakland history by a qualifier for the ERA title.
- Had a career-high 11 no decisions and the A's went 8-3 in those games...were 19-13 (.594) in his starting assignments and are 30-18 (.625) when he starts over the last three years.
- Walked two batters or fewer in 26 of his 32 starts, including eight starts with no walks and 13 with one...had three 10-strikeout games and is the 11th pitcher (12th time) in Oakland history with three or more 10-strikeout games...now has six in his career, which is tied for seventh most in Oakland history.

LIFETIME PITCHING RECORD

Year	Club	W	L	ERA	G	GS	CG	SHO	SV	IP	H	R	ER	HR	HB	BB	IBB	SO	WP	BK
2014	Wilmington	7	8	3.11	25	25	1	1	0	121.2	102	54	42	5	5	54	0	146	4	0
2015	AZL Royals	0	0	1.80	1	1	0	0	0	5.0	2	1	1	1	1	1	0	6	1	0
	Wilmington	1	0	3.66	4	4	0	0	0	19.2	22	12	8	0	1	4	0	22	0	0
	NW Arkansas	0	1	5.14	2	2	0	0	0	7.0	9	5	4	1	1	6	0	11	1	0
	Midland	6	0	1.90	7	7	0	0	0	42.2	34	11	9	3	1	15	0	51	1	0
2016	Nashville	2	0	1.50	3	3	0	0	0	18.0	16	3	3	1	0	4	0	21	1	0
	OAKLAND	7	9	3.86	25	24	0	0	0	144.2	135	65	62	20	4	37	1	124	3	0
	Stockton	0	0	4.91	1	1	0	0	0	3.2	2	2	2	1	0	2	0	3	0	0
2017	OAKLAND	12	10	4.37	29	29	0	0	0	158.2	167	88	77	18	10	55	1	140	8	0
	Nashville	0	0	2.25	1	1	0	0	0	4.0	4	2	1	0	0	1	0	5	0	0
2018	OAKLAND	12	9	3.59	27	27	1	1	0	160.2	141	67	64	21	8	32	1	108	9	0
2019	Stockton	0	2	9.72	3	3	0	0	0	8.1	14	11	9	1	0	4	0	10	1	0
	Las Vegas	3	1	3.21	5	5	0	0	0	28.0	16	11	10	5	1	6	0	43	1	0
	OAKLAND	4	0	1.21	5	5	0	0	0	29.2	16	4	4	3	2	7	0	30	1	0
2020	OAKLAND	4	3	4.50	11	11	0	0	0	54.0	57	32	27	7	1	8	0	45	1	0
2021	OAKLAND	11	10	3.91	32	32	2	2	0	179.1	179	79	78	25	9	41	0	194	5	1
Major League Totals		50	41	3.86	129	128	3	3	0	727.0	695	335	312	94	34	180	3	641	27	1

CAREER TRANSACTIONS

2013 — Selected by the Kansas City Royals organization as a Competitive Balance pick following the 1st round (34th selection overall) of the First-Year Player Draft. **2015** — Traded to the Oakland Athletics with pitcher Aaron Brooks for infielder/outfielder Ben Zobrist and cash, July 28. **2016** — On the disabled list, June 14 to 28. **2017** — On the disabled list, April 27 to May 14; included rehabilitation assignment to Nashville, May 9 to 14. **2018** — On the disabled list, August 26 to October 1. **2019** — On the injured list, February 13 to August 31, included rehabilitation assignments to Stockton, July 8 to 22, and Las Vegas, July 23 to August 1 and August 13 to 31.

WILD CARD RECORD

Year	Club/Opp.	W	L	ERA	G	GS	CG	SHO	SV	IP	H	R	ER	HR	HB	BB	IBB	SO	WP	BK
2019	OAK vs. TB	0	1	18.00	1	1	0	0	0	2.0	4	4	4	3	0	0	0	5	0	0
2020	OAK vs. CWS																			

(On roster— did not pitch)

DIVISION SERIES RECORD

Year	Club/Opp.	W	L	ERA	G	GS	CG	SHO	SV	IP	H	R	ER	HR	HB	BB	IBB	SO	WP	BK
2020	OAK vs. HOU	0	1	8.31	1	1	0	0	0	4.1	5	4	4	2	0	1	0	2	0	0

MANAEA'S CAREER BESTS

Low Hit Complete Game: 0, April 21, 2018 vs. Boston

Innings Pitched: 9.0 (twice), last: June 2, 2021 at Seattle

Strikeouts: 13, July 22, 2021 at Seattle; 11, June 20, 2021 at New York (AL); 10 (four times), last: May 7, 2021 vs. Tampa Bay

Pitches: 116, September 6, 2017 vs. Los Angeles (AL)

Longest Winning Streak: 5 (twice), last: August 24, 2018 to September 26, 2019

Longest Losing Streak: 4, June 20 to July 7, 2021

Longest Scoreless Streak: 16.0, June 2 to 14, 2021

**OUTFIELDER****Height/Weight:** 6-1 / 195**Birthdate:** October 9, 1988**Bats/Throws:** Right / Right**End of Season Age:** 32**Birthplace/Resides:** Santo Domingo, Dominican Republic / Santo Domingo, Dominican Republic**Major League Service:** 8 years, 162 days**Obtained:** Acquired from the Miami Marlins with cash for Jesús Luzardo, July 28, 2021**Contract Status:** Eighth year of an eight-year contract through 2021[@starlingmart](#)[mart06](#)[Updated Stats](#)**2021 HIGHLIGHTS**

- Was acquired from Miami on July 28 and would go on to post some of the best numbers by a trading-deadline acquisition in Oakland history...batted .316 with 25 stolen bases in 56 games with the A's after hitting .306 with a .407 on-base percentage and 22 stolen bases in 63 games with the Marlins.
- Combined for a .310 batting average, 12 home runs, 55 RBI and a career-high tying 47 stolen bases in 120 games overall...added a career-high 43 walks for a career-high .383 on-base percentage...his batting average and OPS (.841) were the second best marks of his career.
- Led the majors in stolen bases while ranking fifth in the National League and tied for sixth in the American League...according to the Elias Sports Bureau, he is the first player in Major League history to finish in the top 10 in steals in both the AL and NL in the same season...his 47 stolen bases were the most in the majors since 2017 (Strange-Gordon, 60; Hamilton, 59).
- Was successful in 47-of-52 (90.3%) stolen base attempts, which was the best mark of his career and fourth best in the majors in 2021.
- Ranked sixth in the majors in batting average and seventh in on-base percentage.
- Reported to the A's on July 29 and from that date through the end of the season, he led the AL in steals, ranked third in hits (74), tied for fifth in doubles (16) and seventh in batting.
- His batting average with the A's was ninth best in Oakland history among players with 250 or more plate appearances...finished with the most steals by an Athletic since Rajai Davis had 26 in 2017.
- Is the only player in the majors with at least 20 stolen bases in each of the last eight full seasons (2013-19, 21)...is one of five active players with at least 100 career home runs and 200 career stolen bases (Altuve, Gardner, Trout, Turner)...ranks second among active players in hit by pitches (133) to Anthony Rizzo (178).
- Hit .328 (104-for-317) with an .878 OPS against right-handed pitching, .273 (41-for-150) with a .762 OPS against left-handers...ranked fifth in the majors in batting against righties and sixth in on-base percentage (.404).
- Batted a Major League leading .374 with runners on base compared to .261 with the bases empty...had a .327 average with runners in scoring position.
- Combined for a .329 batting average in his home ballparks and was 27-for-28 (96.4%) in stolen base attempts...hit .368 and was successful in all 13 of his steal tries in Oakland...the batting average was the best single-season mark in Coliseum history among players with 100 or more plate appearances.
- Was batting .271 with 17 stolen bases in 53 games at the All-Star Break...then hit .338 with 30 stolen bases in 67 games after the break...the stolen bases after the break were 11 more than any other player...ranked second in the majors in hits after the break (93), fourth in batting and tied for eighth in doubles (20).
- Batted .328 with 10 of his 12 home runs at night and ranked third in the majors in night batting average.
- Hit .224 against a starting pitcher the first time he saw him in a game, .348 after that.
- Started 117 games, all in center field (62 with Miami, 55 with Oakland)...committed three errors in 119 games overall for a .990 fielding percentage...tied for the lead in the majors among outfielders in double plays (3), ranked ninth in putouts (280), 10th in total chances (291) and tied for 12th in assists (8).

- Has 84 assists since making his ML debut in 2012, which are the most in the majors over that span.
- Led the majors in batting (.462), on-base percentage (.507), slugging percentage (.815), OPS (1.322), hits (30) and stolen bases (10) in interleague play and tied for the lead in doubles (9)... is a .317 career hitter in interleague games.
- Made 124 starts batting second in the order, including a team-leading 55 with the A's.

LIFETIME PLAYING RECORD

Year	Club	AVG.	G	AB	R	H	2B	3B	HR	RBI	SH	SF	HP	BB	SO	SB	CS	OBP	SLG	E
2007	DSL Pirates	.220	45	132	27	29	4	1	1	11	6	1	7	10	29	16	2	.307	.288	2
2008	DSL Pirates	.296	65	257	53	76	10	2	9	44	4	2	14	16	53	20	8	.367	.455	7
2009	GCL Pirates	.000	2	7	1	0	0	0	0	0	0	0	0	1	0	0	0	.000	.000	0
	West Virginia	.312	54	221	41	69	9	5	3	34	0	2	12	12	55	24	7	.377	.439	7
	Lynchburg	1.000	1	2	0	2	0	0	0	1	0	0	0	0	0	0	0	1.000	1.000	0
2010	Bradenton	.315	60	222	41	70	16	5	0	33	2	2	15	12	59	22	8	.386	.432	6
	GCL Pirates	.346	8	26	6	9	3	0	2	5	0	0	1	1	6	4	1	.393	.692	1
2011	Altoona	.332	129	536	91	178	38	8	12	50	1	2	11	22	100	24	12	.370	.500	8
2012	Indianapolis	.286	99	388	64	111	21	13	12	62	2	3	10	28	91	21	12	.347	.500	1
	PITTSBURGH	.257	47	167	18	43	3	6	5	17	2	2	3	8	50	12	5	.300	.437	3
	State College	.000	1	5	0	0	0	0	0	0	0	0	0	3	0	0	0	.000	.000	0
2013	PITTSBURGH	.280	135	510	83	143	26	10	12	35	6	1	24	25	138	41	15	.343	.441	7
2014	PITTSBURGH	.291	135	495	73	144	29	6	13	56	0	0	17	33	131	30	11	.356	.453	6
	Indianapolis	.083	3	12	0	1	1	0	0	0	0	0	0	5	0	0	0	.083	.167	0
2015	PITTSBURGH	.287	153	579	84	166	30	2	19	81	3	5	19	27	123	30	10	.337	.444	2
2016	PITTSBURGH	.311	129	489	71	152	34	5	9	46	1	0	16	23	104	47	12	.362	.456	4
2017	PITTSBURGH	.275	77	309	48	85	7	2	7	31	0	2	8	20	63	21	4	.333	.379	1
	Bradenton	.200	3	10	2	2	0	0	0	0	0	0	0	2	1	0	0	.200	.200	0
	Indianapolis	.333	9	36	4	12	1	0	1	3	0	0	2	2	8	3	0	.400	.444	0
2018	PITTSBURGH	.277	145	559	81	155	32	5	20	72	1	3	8	35	109	33	14	.327	.460	3
2019	PITTSBURGH	.295	132	539	97	159	31	6	23	82	2	4	16	25	94	25	6	.342	.503	5
2020	ARIZONA	.311	33	122	23	38	8	1	2	14	0	1	5	10	19	5	2	.384	.443	0
	MIAMI	.245	28	106	13	26	6	0	4	13	0	0	4	2	22	5	0	.286	.415	1
2021	MIAMI	.305	64	233	52	71	11	1	7	25	1	1	8	32	57	22	3	.405	.451	2
	Jacksonville	.000	2	6	0	0	0	0	0	0	0	0	0	1	0	0	0	.000	.000	0
	OAKLAND	.312	56	234	37	73	16	2	5	30	0	1	5	11	42	25	2	.355	.462	1
Major League Totals		.289	1134	4342	680	1255	233	46	126	502	16	20	133	251	952	296	84	.345	.451	37

CAREER TRANSACTIONS

2007 — Signed by the Pittsburgh Pirates as a non-drafted free agent, January 4. **2012** — On the disabled list, August 19 to September 6; included rehabilitation assignments to State College, September 4, and Indianapolis, September 5 to 6. **2013** — On the disabled list, August 19 to September 6. **2014** — On the bereavement list, July 9 to 15. On the concussion disabled list, July 23 to August 4; included rehabilitation assignment to Indianapolis, August 2 to 4. **2016** — On the paternity list, May 16 to 18. On the disabled list, September 28 to October 2. **2017** — On the restricted list, April 18 to July 17; included rehabilitation assignments to Bradenton, July 2 to 3 and July 10 to 12, and Indianapolis, July 4 to 9 and July 13 to 15. **2018** — On the disabled list, May 16 to 25. **2019** — On the injured list, April 20 to 29. **2020** — Traded to the Arizona Diamondbacks with cash for minor league pitcher Brennan Malone and minor league infielder Liover Peguero, January 27. Traded to the Miami Marlins for pitchers Humberto Mejia and Caleb Smith and a player to be named later (minor league pitcher Julio Frias on September 19), August 31. **2021** — On the injured list, April 19 to May 27, included rehabilitation assignment to Jacksonville, May 25 to 27. Traded to the Oakland Athletics with cash for pitcher Jesús Luzardo, July 28.

WILD CARD RECORD

Year	Club/Opp.	AVG.	G	AB	R	H	2B	3B	HR	RBI	SH	SF	HP	BB	SO	SB	CS	OBP	SLG	E
2013	PIT vs. CIN	.400	1	5	1	2	1	0	0	0	0	0	0	0	0	0	0	.400	.600	0
2014	PIT vs. SF	.250	1	4	0	1	0	0	0	0	0	0	0	1	0	0	0	.250	.250	0
2015	PIT vs. CHI	.000	1	4	0	0	0	0	0	0	0	0	0	1	0	0	0	.000	.000	0
2020	MIA vs. CHI	.500	1	4	1	2	1	0	0	0	0	0	1	0	0	0	0	.600	.750	0
Totals		.294	4	17	2	5	2	0	0	0	0	0	1	0	2	0	0	.333	.412	0

DIVISION SERIES RECORD

Year	Club/Opp.	AVG.	G	AB	R	H	2B	3B	HR	RBI	SH	SF	HP	BB	SO	SB	CS	OBP	SLG	E
2013	PIT vs. STL	.053	5	19	1	1	0	0	1	1	0	0	1	1	5	1	0	.143	.211	0

ALL-STAR GAME RECORD

Year	Club/Site	AVG.	G	AB	R	H	2B	3B	HR	RBI	SH	SF	HP	BB	SO	SB	CS	OBP	SLG	E
2016	N.L./SD	1.000	1	1	0	1	0	0	0	0	0	0	0	0	0	0	0	1.000	1.000	0

WORLD BASEBALL CLASSIC RECORD

Year	Club	AVG.	G	AB	R	H	2B	3B	HR	RBI	SH	SF	HP	BB	SO	SB	CS	OBP	SLG	E
2017	Dom. Republic	.250	3	12	2	3	1	0	1	1	0	0	0	0	1	0	0	.250	.583	1

MARTE'S CAREER BESTS

Hits: 5, April 15, 2018 at Miami

Home Runs: 2 (four times), June 10, 2019 at Atlanta; July 13, 2019 at Chicago (NL); August 18, 2014 vs. Atlanta; June 25, 2013 at Seattle.

Runs Batted In: 5, April 18, 2015 vs. Milwaukee

Stolen Bases: 3 (three times), last: August 1, 2021 at Los Angeles (AL)

Hitting Streak: 17, July 4 to 24, 2018

Hitless Streak (At Bats): 23, May 29 to June 8, 2014

Game Ending RBI: 9, September 25, 2021 vs. Houston (double); August 6, 2021 vs. Texas (home run); May 5, 2019 vs. Oakland (home run);

April 27, 2018 vs. St. Louis (single); April 9, 2017 vs. Atlanta (home run); October 2, 2015 vs. Cincinnati (home run); August 22, 2015 vs. San


Francisco (home run); June 12, 2015 vs. Philadelphia (single); May 2, 2014 vs. Toronto (home run)

Grand Slams: 2, July 20, 2018 at Cincinnati (Jackson Stephens); April 8, 2016 at Cincinnati (J.J. Hoover)

Pinch-Hit Home Runs: None

Inside-The-Park Home Runs: 1, May 4, 2018 at Milwaukee (Junior Guerra)

Lead Off Home Runs: 2, July 25, 2012 at Houston (Dallas Keuchel); May 5, 2013 vs. Washington (Gio Gonzalez)

LEFT-HANDED PITCHER**Height/Weight:** 5-10 / 190**Bats/Throws:** Left / Left**Birthdate:** January 3, 1992**End of Season Age:** 29**Birthplace/Resides:** Lakeland, Tennessee / Memphis, Tennessee**Major League Service:** 75 days**Obtained:** Acquired from Arizona for cash, July 2, 2021**Contract Status:** First year of a one-year contract through 2021[@Sammoll31](https://twitter.com/Sammoll31)[sammoll31](https://www.instagram.com/sammoll31)[Updated Stats](#)**2021 HIGHLIGHTS**

- Began the season at Triple-A Reno in the Arizona Diamondbacks farm system but had three stints with the A's following a July 2 trade...compiled a 3.48 ERA in eight appearances with Oakland.
- Held the opposition to a .216 batting average but walked five batters in 10.1 innings for a .341 on-base percentage.
- Right-handed hitters batted .136 (3-for-22) with a .481 OPS compared to .333 (5-for-15) with an .867 OPS by left-handers.
- Allowed a .125 average with runners in scoring position.
- First batters faced went 1-for-8 (.125) and he stranded both of his inherited runners.
- Tossed 7.2 scoreless innings over his first six outings but then yielded four runs over his final two appearances (2.2 ip).
- Did not allow a run in four games at home (5.0 ip) and four games during the day (4.2 ip).
- Had no decisions, a 5.82 ERA and .226 opponents batting average in 21 relief appearances with Reno and was 1-1 with two saves, a 2.63 ERA and .240 opponents average in 12 games with Triple-A Las Vegas...combined for a 4.58 ERA, .231 opponents average and .735 OPS in 33 games overall as a minor leaguer.
- Walked 20 batters in 35.1 innings (5.09 walks per nine innings) for a .340 opponents on-base percentage...struck out 47 (11.97 per nine innings).
- His opponents batting average broke down to .114 (8-for-70) with a .401 OPS against left-handed hitters compared to .359 (23-for-64) with a 1.093 OPS against right-handers...sur-rendered four of his five home runs to righties.
- Allowed 2-of-11 (18.2%) inherited runners to score...first batters faced were 8-for-28 (286) with three walks and a hit by pitch.
- Had a 1.59 ERA in 11 games on one day of rest, a 5.79 ERA in his other appearances.
- Yielded a .444 average to the opponents three hitter, a .429 average to the nine hitter and a .357 average to the four hitter...all other spots in the order hit .188 or lower.

LIFETIME PITCHING RECORD


Year	Club	W	L	ERA	G	GS	CG	SHO	SV	IP	H	R	ER	HR	HB	BB	IBB	SO	WP	BK
2013	Tri-City	3	1	1.80	10	6	0	0	0	30.0	20	9	6	0	0	10	0	29	5	0
2014	Tri-City	0	1	4.15	9	0	0	0	0	13.0	17	6	6	1	1	4	0	7	0	1
2015	Modesto	0	1	3.02	25	0	0	0	2	53.2	40	20	18	7	2	12	0	57	3	0
	New Britain	0	0	1.23	13	0	0	0	0	14.2	7	2	2	0	0	4	0	17	0	0
2016	Grand Junction	0	0	0.00	2	0	0	0	0	2.0	0	0	0	0	0	0	0	5	0	0
	Albuquerque	3	5	4.94	42	0	0	0	2	47.1	55	30	26	5	1	19	1	39	3	1
2017	Albuquerque	3	2	4.18	44	0	0	0	0	47.1	56	27	22	4	2	18	0	39	4	0
	Nashville	0	0	0.00	6	0	0	0	0	7.0	5	0	0	0	1	1	0	8	0	0
	OAKLAND	0	0	10.80	11	0	0	0	0	6.2	13	8	8	2	0	3	0	7	0	0
2018	Buffalo	1	3	5.30	15	0	0	0	1	18.2	24	15	11	1	1	5	0	19	2	0
2019	Richmond	1	2	2.58	35	0	0	0	2	38.1	32	18	11	0	3	20	3	42	3	0
	Sacramento	1	0	1.69	6	0	0	0	0	10.2	11	3	2	1	1	3	0	12	0	0
2020	Richmond	(Minor League Season Cancelled — Did Not Pitch)																		
2021	Reno	0	0	5.82	21	0	0	0	0	21.2	19	17	14	3	2	15	0	30	0	0
	OAKLAND	0	0	3.48	8	0	0	0	0	10.1	8	4	4	1	2	5	0	8	0	0
	Las Vegas	1	1	2.63	12	0	0	0	2	13.2	12	4	4	2	0	5	0	17	0	0
Major League Totals		0	0	6.35	19	0	0	0	0	17.0	21	12	12	3	2	8	0	15	0	0
Minor League Totals		13	16	3.45	240	6	0	0	9	318.0	298	151	122	24	14	116	4	321	20	2

CAREER TRANSACTIONS

2013 — Selected by the Colorado Rockies in the 3rd round of the First-Year Player Draft. **2017** — Traded to the Oakland Athletics for a player to be named later or cash, August 16. Claimed off waivers by the Pittsburgh Pirates, November 27. Claimed off waivers by the Seattle Mariners, November 30. **2018** — Claimed off waivers by the Toronto Blue Jays, March 17. Selected by the San Francisco Giants in the Triple-A Phase of the Rule 5 Draft, December 13. **2019** — Elected free agency, November 4; re-signed by San Francisco to a minor league contract, December 18. **2020** — Elected free agency, November 1; signed by the Arizona Diamondbacks to a minor league contract, November 10. **2021** — Traded to the Oakland Athletics for cash considerations, July 2. On the paternity list, September 23 to 25.

MOLL'S CAREER BESTS

Low Hit Complete Game: None
Innings Pitched: 2.0 (twice), last September 21, 2021 vs. Seattle
Strikeouts: 3, September 21, 2021 vs. Seattle
Pitches: 31 (twice), last: September 21, 2021 vs. Seattle
Longest Winning Streak: None
Longest Losing Streak: None
Longest Scoreless Streak: 7.2, July 17 to September 21, 2021

RIGHT-HANDED PITCHER**Height/Weight:** 6-2 / 255**Birthdate:** March 21, 1993**Birthplace/Resides:** Sainagua, Dominican Republic / Litchfield, Arizona**Major League Service:** 4 years, 15 days**Obtained:** Acquired from the Los Angeles Dodgers with minor leaguers Jharel Cotton and Grant Holmes for Rich Hill and Josh Reddick, Aug. 1, 2016**Contract Status:** First year of a one-year contract through 2021[@frankiemontas](#) [fmontas100](#) [Updated Stats](#)**2021 HIGHLIGHTS**

- Went 13-9 with a 3.37 ERA and 207 strikeouts in 32 starts.
- Finished with the second best strikeout total in Oakland history to Vida Blue's record of 301 in 1971...it was 10th best in Athletics history and second only by an A's right-hander to Jack Coombs, who had 224 in 1910...is the fifth pitcher in Oakland history and the ninth in Athletics history (14 times) to fan 200 or more in a season...his average of 9.96 strikeouts per nine innings was the best in Athletics history ahead of Sean Manaea's 9.74 this year...the previous record was 8.80 by Todd Stottlemire in 1995...now has 469 career strikeouts in 448.0 innings, an average of 9.42 per nine innings.
- Tied for the American League lead in games started, ranked third in opponents slugging percentage (.372) and innings pitched (187.0), fourth in ERA, opponents OPS (.723), strikeouts and fewest home runs per nine innings (1.08), tied for fifth in wins, seventh in batting average (.232), on-base percentage (.294) and winning percentage (.591) and eighth in strikeout-to-walk ratio (3.63)...also ranked third in pitches (3,028) and tied for fourth in wild pitches (11).
- His 32 starts doubled his previous career high of 16 in 2019 and his 187.0 innings pitched nearly doubled his previous best of 96.0 in 2019...had career highs in every category...had his second lowest ERA, opponents OPS, batting average and on-base percentage to his numbers in 2019 (2.63, .646, .230, .282).
- Led the A's in wins, ERA, strikeouts and innings pitched and tied for the lead in games started.
- Was 8-7 with a 4.41 ERA, .258 opponents batting average, .737 OPS and 14 home runs in 100.0 innings and 18 starts before the All-Star Break...then went 5-2 with a 2.17 ERA, .199 opponents average, .575 OPS and six home runs in 87.0 innings and 14 starts after the break...had the lowest opponents OPS, slugging percentage (.303) and batting average after the break in the AL, ranked second in ERA, third in strikeouts (102) and fourth in on-base percentage (.272)...the strikeouts were fourth most in Oakland history after the break.
- His opponents batting average broke down to .225 (78-for-346) with a .665 OPS against left-handed hitters and .238 (86-for-361) with a .667 OPS against right-handers.
- Had a .235 opponents average and 11 home runs with the bases empty, .227 with nine home runs with runners on base.
- Opponents hit .190 the first time through the order, .273 the second time and .224 after that.
- Went 5-4 with a 2.64 ERA and .207 opponents batting average in 12 starts against AL West teams compared to 8-5 with a 3.86 ERA and .248 opponents average in 20 starts against all other teams...is now 15-9 with a 3.32 ERA (77 er in 208.2 ip) in 45 career appearances against the AL West, 16-14 with a 4.32 ERA in 57 games against all other teams.
- Is 3-5 with a 6.42 ERA in 15 career interleague appearances.

**ATHLETICS
STRIKEOUT BESTS****SEASON**

349	Rube Waddell, 1904
302	Rube Waddell, 1903
301	Vida Blue, 1971
287	Rube Waddell, 1905
232	Rube Waddell, 1907
224	Jack Coombs, 1910
210	Eddie Plank, 1905
210	Rube Waddell, 1902
209	Lefty Grove, 1930
207	Frankie Montas, 2021

SEASON, PER NINE INNINGS

9.96	Frankie Montas, 2021
9.74	Sean Manaea, 2021
8.80	Todd Stottlemire, 1995
8.78	Gio Gonzalez, 2011
8.68	Vida Blue, 1971
8.61	Barry Zito, 2001
8.39	Rube Waddell, 1903
8.20	Rube Waddell, 1904
8.18	Jose Rijo, 1986
7.92	Rich Harden, 2004

- Was 5-2 with a 2.41 ERA in 11 starts during the day compared to 8-7 with a 3.91 ERA in 21 starts at night...his day ERA was third lowest in the AL.
- Allowed 20 of his 79 runs in the third inning for a 5.68 ERA, .316 opponents batting average and .854 OPS...had a 2.53 ERA, .182 average and .586 OPS in innings 1-2, and a 3.15 ERA, .232 opponents average and .647 OPS from the fourth inning on.
- Held the opponents number three hitter to a .171 batting average, which was the lowest mark in the majors.
- Had a .164 opponents average with two strikes and has a .164 career average in that situation.
- Tossed seven innings or fewer in each of his 32 starts and now has a streak of 44 consecutive starts of seven innings or fewer dating back to Sept. 25, 2019...that is the longest such streak in Athletics history, topping the previous long of 40 by Chris Bassitt from May 21, 2019-May 16, 2021...last tossed more than seven innings on June 20, 2019 against Tampa Bay (8.0 ip)...had seven starts of 7.0 innings in 2021 and was 5-0 with a 0.73 ERA and .130 opponents average in those starts.
- Had 10 no decisions, five of which came in extra inning games...the A's were 17-15 (.531) in his starting assignments.
- Had four games of 10 or more strikeouts, which tied for the fourth most 10-strikeout games in a season in Oakland history...now has seven in his career, which is tied for fifth in Oakland history.
- According to TruMedia, threw 678 splitters, which was second most in the majors (Gausman, SF 1061)...opponents hit .126 with a .352 OPS off his splitter and he allowed just one home run.

LIFETIME PITCHING RECORD

Year	Club	W	L	ERA	G	GS	CG	SHO	SV	IP	H	R	ER	HR	HB	BB	IBB	SO	WP	BK
2010	DSL Red Sox	0	3	9.55	12	4	0	0	0	21.2	28	30	23	2	8	18	0	18	4	0
2011	DSL Red Sox	0	1	4.26	5	5	0	0	0	12.2	7	7	6	0	1	12	0	12	2	0
2012	GCL Red Sox	1	5	3.98	12	9	0	0	0	40.2	34	22	18	0	3	12	0	41	4	0
	Lowell	0	0	0.00	1	1	0	0	0	3.2	5	1	0	0	0	1	0	4	0	0
2013	Greenville	2	9	5.70	19	18	1	0	0	85.1	94	62	54	10	3	32	0	96	9	1
	Kannapolis	3	2	4.56	5	5	0	0	0	25.2	20	13	13	1	0	18	0	31	8	0
2014	Winston-Salem	4	0	1.60	10	10	1	0	0	62.0	45	16	11	2	2	14	0	56	3	2
	AZL White Sox	1	0	1.29	4	4	0	0	0	14.0	6	3	2	1	0	7	0	23	0	0
	Birmingham	0	0	0.00	1	1	0	0	0	5.0	1	1	0	0	0	1	0	1	0	0
2015	Birmingham	5	5	2.97	23	23	1	1	0	112.0	89	49	37	3	1	48	0	108	4	1
	CHICAGO (AL)	0	2	4.80	7	2	0	0	0	15.0	14	8	8	1	0	9	1	20	0	0
2016	Tulsa	0	0	1.93	3	1	0	0	0	4.2	2	1	1	1	0	1	0	7	0	0
	Oklahoma City	0	0	2.38	4	3	0	0	0	11.1	12	3	3	0	0	2	0	15	0	0
2017	OAKLAND	1	1	7.03	23	0	0	0	0	32.0	39	25	25	10	3	20	0	36	1	0
	Nashville	0	2	5.22	9	8	0	0	0	29.1	25	17	17	4	0	7	0	37	1	0
2018	Nashville	4	5	4.65	15	15	1	0	0	71.2	69	40	37	7	2	26	0	61	4	0
	OAKLAND	5	4	3.88	13	11	0	0	0	65.0	74	34	28	5	2	21	0	43	5	0
2019	OAKLAND	9	2	2.63	16	16	0	0	0	96.0	84	35	28	8	4	23	1	103	5	0
2020	OAKLAND	3	5	5.60	11	11	0	0	0	53.0	57	35	33	10	1	23	0	60	2	0
2021	OAKLAND	13	9	3.37	32	32	0	0	0	187.0	164	79	70	20	7	57	1	207	11	0
Major League Totals		31	23	3.86	102	72	0	0	0	448.0	432	216	192	54	17	153	3	469	24	0

CAREER TRANSACTIONS

2009 — Signed by the Boston Red Sox as a non-drafted international free agent, December 14. **2013** — Traded to the Chicago White Sox as part of a three-team deal in which Chicago acquired outfielder Avisail García from Detroit and pitcher J.B. Wendelken and infielder Cleuluis Rondon from Boston; Boston acquired pitcher Jake Peavy from Chicago and Brayan Villarreal from Detroit and Detroit acquired infielder José Iglesias from Boston, July 30. **2015** — Traded to the Los Angeles Dodgers with infielder Micah Johnson and outfielder Trayce Thompson in a three-team trade in which the Dodgers sent infielders Brandon Dixon and Jose Peraza and outfielder Scot Schebler to Cincinnati and the Reds sent infielder Todd Frazier to Chicago, December 6. **2016** — On the disabled list, February 20 to June 11; included rehabilitation assignment to Tulsa, May 22 to 29, and Oklahoma City, May 30 to June 11. Traded to the Oakland Athletics with minor league pitchers Jharel Cotton and Grant Holmes for pitcher Rich Hill and outfielder Josh Reddick, August 1. **2019** — On the restricted list, June 21 to September 24. **2020** — On the paternity list, September 14 to 16. **2021** — On the injured list, February 19 to March 14.

WILD CARD RECORD

Year	Club/Opp.	W	L	ERA	G	GS	CG	SHO	SV	IP	H	R	ER	HR	HB	BB	IBB	SO	WP	BK
2020	OAK vs. CWS	1	0	4.50	1	0	0	0	0	2.0	2	1	1	0	0	0	0	2	0	0

DIVISION SERIES RECORD

Year	Club/Opp.	W	L	ERA	G	GS	CG	SHO	SV	IP	H	R	ER	HR	HB	BB	IBB	SO	WP	BK
2020	OAK vs. HOU	0	1	12.27	1	1	0	0	0	3.2	7	5	5	2	0	1	0	3	0	0

MONTAS' CAREER BESTS

Low Hit Complete Game: None

Innings Pitched: 8.2, May 17, 2019 at Detroit. As reliever: 3.0 (twice), last: May 20, 2017 vs. Boston

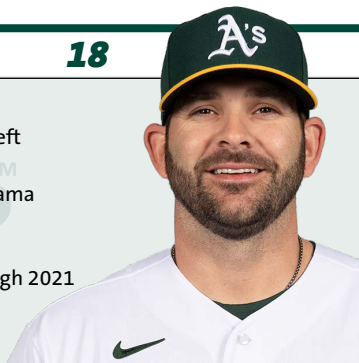
Strikeouts: 13, September 27, 2020 vs. Seattle; 11, May 24, 2021 vs. Seattle; 10 (five times), last: July 29, 2021 at Los Angeles (AL). As reliever: 5 (twice), last: May 20, 2017 vs. Boston

Pitches: 113, September 27, 2020 vs. Seattle. As reliever: 65, September 13, 2015 vs. Minnesota

Longest Winning Streak: 5, May 17, 2019 to June 15, 2019

Longest Losing Streak: 3 (twice), last: May 19 to 29, 2021

Longest Scoreless Streak: 18.0, August 22 to September 2, 2021

FIRST BASEMAN/DESIGNATED HITTER**Height/Weight:** 6-3 / 245**Bats/Throws:** Left / Left**Birthdate:** September 6, 1985**Opening Day Age:** 36**Birthplace/Resides:** Amory, Mississippi / Pelham, Alabama**Major League Service:** 11 years, 67 days**Obtained:** Signed as a free agent, February 23, 2021**Contract Status:** First year of a one-year contract through 2021 [Updated Stats](#)**2021 HIGHLIGHTS**

- Was signed by the A's just prior to the start of Spring Training and batted a career-low .227 with 10 home runs and 30 RBI in 81 games in a season shortened by three stints on the injured list.
- Also had a career-low .286 on-base percentage and his .701 OPS was second lowest (.644 in 2014)...his 81 games played were his fewest since appearing in 52 games in 2014 (excludes 2020).
- Missed 11 games from May 15-26 (Inflamed costochondral junction, left rib), seven games from July 4-15 and the final 34 games beginning Aug. 27 (left wrist tendinitis).
- Reached double figures in home runs for the seventh consecutive season and 10th time in his career.
- Made a team-leading 57 starts at designated hitter and batted .222 with nine home runs and 25 RBI overall as the DH...the batting average was second lowest among designated hitters with 200 or more plate appearances to teammate Jed Lowrie (.206)...also had the second lowest on-base percentage (.293)...had just 54 career games at DH entering the season.
- Batted .242 (46-for-190) with a .730 OPS against right-handed pitchers compared to .154 (6-for-39) with a .561 OPS against left-handers...hit eight of his 10 home runs off righties and has slugged 162 of his 186 career home runs off right-handers...made 55 of his 64 starts in games in which the opponent started a righty and did not have a start against a left-hander after May 30.
- Hit .222 with runners in scoring position.
- In addition to his games at designated hitter, he also started seven games at first base and made one appearance as a pitcher...tossed a scoreless eighth inning on Aug. 17 at Chicago (AL) in his third career pitching appearance.
- Was 5-for-17 (.294) with two RBI as a pinch hitter...tied for seventh among American League pinch hitters in hits and plate appearances (17).
- Started games in every spot in the order except first, third and ninth...saw his most action with 20 games batting sixth, 18 hitting cleanup and 15 from the five spot.
- Batted .188 in interleague play and now has a .215 career average in 166 interleague games.
- Hit .106 off sliders, which was second lowest in the majors among players with at least 50 plate appearances against sliders (Suzuki, LAA .082).

LIFETIME PLAYING RECORD

Year	Club	AVG.	G	AB	R	H	2B	3B	HR	RBI	SH	SF	HP	BB	SO	SB	CS	OBP	SLG	E
2007	Spokane	.259	27	108	10	28	7	1	2	15	1	1	0	8	25	1	0	.308	.398	2
2008	Clinton	.324	122	466	64	151	37	4	18	99	0	5	2	60	67	2	4	.400	.536	10
2009	Bakersfield	.341	43	170	34	58	19	0	8	26	0	2	4	21	26	1	0	.421	.594	2
	Frisco	.326	73	301	51	98	19	3	8	59	0	2	1	23	42	1	1	.373	.488	2
2010	Oklahoma City	.289	95	353	52	102	29	2	12	65	2	7	3	47	63	2	1	.371	.484	3
	TEXAS	.255	47	145	20	37	4	0	9	25	0	2	1	25	36	3	1	.364	.469	3
2011	TEXAS	.259	134	464	60	120	22	1	16	51	2	3	4	39	92	2	2	.320	.414	5
2012	TEXAS	.275	114	327	41	90	18	0	15	50	2	4	1	23	71	1	1	.321	.468	3
	Round Rock	.167	2	6	0	1	0	0	0	0	0	0	0	2	0	0	0	.167	.167	0
	Frisco	.308	3	13	4	4	2	0	0	1	0	0	1	0	2	0	0	.357	.462	0
2013	TEXAS	.232	147	462	60	107	24	1	23	60	0	8	3	45	117	0	0	.299	.437	5
	Frisco	.500	3	12	3	6	3	0	1	3	0	0	0	1	0	0	0	.500	1.000	0
2014	TEXAS	.246	52	167	18	41	9	1	2	23	2	2	1	12	43	0	0	.297	.347	3
2015	TEXAS	.278	132	471	51	131	27	0	23	85	0	5	7	32	112	1	0	.330	.482	4
	Round Rock	.000	4	11	2	0	0	0	0	0	0	0	0	6	1	0	0	.353	.000	0
2016	TEXAS	.233	147	460	49	107	21	0	22	60	0	0	8	35	118	1	0	.298	.422	2
2017	BOSTON	.246	149	508	73	125	34	0	22	79	0	5	6	57	120	0	1	.326	.443	5
2018	BOSTON	.245	124	404	57	99	23	4	15	68	0	5	0	50	102	2	0	.325	.433	2
2019	BOSTON	.252	91	298	48	75	17	1	19	58	0	2	1	34	74	1	0	.328	.507	3
	Pawtucket	.000	4	13	0	0	0	0	0	0	0	0	0	1	4	0	0	.071	.000	0
2020	BOSTON	.328	22	67	14	22	4	0	8	21	0	0	1	11	18	0	0	.430	.746	1
	SAN DIEGO	.203	20	69	8	14	5	0	2	8	0	0	0	4	14	0	0	.247	.362	1
2021	OAKLAND	.227	81	229	28	52	11	1	10	30	0	3	2	18	58	0	0	.286	.415	0
Major League Totals		.251	1260	4071	527	1020	219	9	186	618	6	39	35	385	975	11	5	.318	.446	37

LIFETIME PITCHING RECORD

Year	Club	W	L	ERA	G	GS	SHO	SV	IP	H	R	ER	HR	HB	BB	IBB	SO	WP	BK
2008	Clinton	0	0	4.50	2	0	0	0	2.0	2	1	1	0	0	1	0	3	0	0
2014	TEXAS	0	0	0.00	1	0	0	0	1.0	0	0	0	0	0	0	0	0	0	0
2017	BOSTON	0	0	0.00	1	0	0	0	1.0	2	0	0	0	0	0	0	1	0	0
2021	OAKLAND	0	0	0.00	1	0	0	0	1.0	1	0	0	0	0	0	0	1	0	0
Major League Totals		0	0	0.00	3	0	0	0	3.0	3	0	0	0	0	0	0	2	0	0

CAREER TRANSACTIONS

2007 — Selected by the Texas Rangers organization in the 17th round of the First-Year Player Draft. **2012** — On the disabled list, June 20 to July 29; included rehabilitation assignments to Round Rock, July 23 to 26, and Frisco, July 27 to 29. **2013** — On the disabled list, June 6 to 20; included rehabilitation assignment to Frisco, June 17 to 20. **2014** — On the disabled list, June 8 to November 2. **2015** — On the disabled list, April 28 to May 21; included rehabilitation assignment to Round Rock, May 9 to 12. **2016** — Elected free agency, November 3; signed by the Boston Red Sox, December 9. **2017** — Elected free agency, November 2; re-signed by the Red Sox, December 18. **2019** — On the injured list, May 26 to June 6. On the injured list, June 8 to July 22; included rehabilitation assignments to Pawtucket, July 11 to 13 and July 19 to 22. Elected free agency, October 31. **2020** — Re-signed by the Red Sox, January 28. Traded to the San Diego Padres for minor league infielder Hudson Potts and minor league outfielder Jeisson Rosario, August 30. Elected free agency, November 1. **2021** — Signed by the Oakland Athletics, February 23. On the injured list, May 15 to 26. On the injured list, July 4 to 15. On the injured list, August 27 to October 3.

WILD CARD RECORD

Year	Club/Opp.	AVG.	G	AB	R	H	2B	3B	HR	RBI	SH	SF	HP	BB	SO	SB	CS	OBP	SLG	E
2012	TEX vs. BAL	.000	1	1	0	0	0	0	0	0	0	0	0	1	0	0	0	.000	.000	0
2020	SD vs. STL	.500	2	6	1	3	0	0	0	0	0	0	0	2	0	0	0	.500	.500	0
Totals		.429	3	7	1	3	0	0	0	0	0	0	0	3	0	0	0	.429	.429	0

DIVISION SERIES RECORD

Year	Club/Opp.	AVG.	G	AB	R	H	2B	3B	HR	RBI	SH	SF	HP	BB	SO	SB	CS	OBP	SLG	E
2010	TEX vs. TB	.200	4	15	1	3	3	0	0	1	0	0	0	0	3	0	0	.200	.400	0
2011	TEX vs. TB	.100	3	10	1	1	0	0	1	2	0	0	1	1	1	0	0	.250	.400	0
2015	TEX vs. TOR	.000	5	13	0	0	0	0	0	1	0	0	0	2	3	0	0	.133	.000	1
2016	TEX vs. TOR	.250	3	8	1	2	2	0	0	2	0	0	0	1	1	0	0	.333	.500	0
2017	BOS vs. HOU	.385	4	13	4	5	2	0	0	0	0	0	0	2	2	0	0	.467	.538	0
2018	BOS vs. NYY	.333	2	3	1	1	0	0	0	0	0	0	0	1	1	0	0	.333	.333	0
2020	SD vs. LAD	.500	2	2	1	1	1	0	0	1	0	0	0	0	0	0	0	.500	1.000	0
Totals		.203	23	64	9	13	8	0	1	7	0	0	1	6	11	0	0	.282	.375	1

LEAGUE CHAMPIONSHIP SERIES RECORD

Year	Club/Opp.	AVG.	G	AB	R	H	2B	3B	HR	RBI	SH	SF	HP	BB	SO	SB	CS	OBP	SLG	E
2010	TEX vs. NYY	.389	6	18	3	7	0	0	0	3	1	0	0	2	2	0	0	.450	.389	0
2011	TEX vs. DET	.111	3	9	0	1	0	0	0	0	0	0	0	1	5	0	0	.200	.111	1
2018	BOS vs. HOU	.500	5	6	1	3	1	0	0	2	0	0	1	1	1	0	0	.625	.667	0
Totals		.333	14	33	4	11	1	0	0	5	1	0	1	4	8	0	0	.421	.364	1

WORLD SERIES RECORD

Year	Club/Opp.	AVG.	G	AB	R	H	2B	3B	HR	RBI	SH	SF	HP	BB	SO	SB	CS	OBP	SLG	E
2010	TEX vs. SF	.462	5	13	1	6	1	0	1	3	0	0	0	2	4	0	0	.533	.769	1
2011	TEX vs. STL	.100	3	10	1	1	0	0	1	1	0	0	0	0	2	0	0	.100	.400	0
2018	BOS vs. LAD	.125	4	8	1	1	0	0	1	3	0	0	0	0	4	0	0	.125	.500	0
Totals		.258	12	31	3	8	1	0	3	7	0	0	0	2	10	0	0	.303	.581	1

ALL-STAR GAME RECORD

Year	Club/Site	AVG.	G	AB	R	H	2B	3B	HR	RBI	SH	SF	HP	BB	SO	SB	CS	OBP	SLG	E
2018	A.L./WAS	.667	1	3	0	2	0	0	0	0	0	0	0	0	1	0	0	.667	.667	0

MORELAND'S CAREER BESTS

Hits: 4 (twice), last: September 25, 2019 at Texas

Home Runs: 2 (15 times), August 12, 2021 at Cleveland; April 20, 2021 vs. Minnesota (G#1); August 9, 2020 vs. Toronto; September 20, 2019 at Tampa Bay; August 24, 2017 at Cleveland; July 28, 2016 vs. Kansas City; June 10, 2016 at Seattle; July 11, 2015 vs. San Diego; June 30, 2015 at Baltimore; June 29, 2015 at Baltimore; May 14, 2013 at Oakland; May 17, 2012 vs. Oakland; August 19, 2011 at Chicago (AL); October 1, 2010 vs. Los Angeles (AL); September 26, 2010 at Oakland

Runs Batted In: 5 (three times), last: August 22, 2012 vs. Baltimore

Stolen Bases: 1 (11 times), last: May 5, 2019 at Chicago (AL)

Hitting Streak: 11 (twice), last: June 4 to 16, 2015

Hitless Streak (At Bats): 23, July 23 to 29, 2013

Game Ending RBI: 8, April 18, 2021 vs. Detroit (single); April 7, 2021 vs. Los Angeles-NL (single); August 9, 2020 vs. Toronto (home run); September 9, 2018 vs. Houston (single); August 4, 2017 vs. Chicago-AL (home run); July 30, 2016 vs. Kansas City (home run); September 15, 2015 vs. Houston (sacrifice fly); June 21, 2011 vs. Houston (home run)

Grand Slams: 3, April 20, 2018 at Oakland (Emilio Pagan); August 27, 2016 vs. Cleveland (Carlo Carrasco); August 22, 2012 vs. Baltimore (Tommy Hunter)

Pinch-Hit Home Runs: 4, March 29, 2019 at Seattle (Hunter Strickland); August 30, 2017 at Toronto (Tom Koehler); August 23, 2013 at Chicago-AL (Dylan Axelrod); June 9, 2012 at San Francisco (Ryan Vogelsong)

Inside-The-Park Home Runs: None

Lead Off Home Runs: None

CATCHER

Height/Weight: 6-3 / 228

Bats/Throws: Right / Right

Birthdate: October 4, 1994

End of Season Age: 26

Birthplace/Resides: Peekskill, New York / Dayton, Ohio

Major League Service: 2 years, 29 days

Obtained: Selected in the 3rd round of the 2016 First-Year Player Draft

Contract Status: First year of a one-year contract through 2021

 [Updated Stats](#)

2021 HIGHLIGHTS

- Batted .216 with 17 home runs and 59 RBI in 119 games in his first full season after hitting .237 with 11 home runs and 22 RBI in 63 games over his first two years with the A's.
- Added 40 walks and was hit by a pitch 12 times for a .306 on-base percentage...the hit by pitches ranked eighth in the American League and tied for 10th most in Oakland history.
- Now has a .222 career batting average, but his on-base percentage is nearly 100 points higher at .321.
- Had career highs in all counting categories but his batting average, on-base percentage, slugging percentage (.405) and OPS (.710) were the lowest of his three seasons.
- His 17 home runs were fifth most among AL catchers and tied for fifth most in Oakland history by a catcher...led AL catchers in doubles (22) and ranked third in RBI (56) and extra base hits (39).
- Started 77 of the A's 105 games at catcher (73.3%) through July 30, the date the A's acquired Yan Gomes from Washington...then started just 27 of the final 57 games (47.4%)...hit .219 with a .724 OPS through July 30, .210 with a .674 OPS after that.
- Tied for third among Major League catchers in defensive runs saved (10)...opponents were caught stealing in 13-of-54 (24.1%) stolen base attempts with him behind the plate and the 13 caught stealings tied for fifth most among AL catchers...ranked fourth among AL catchers in games (112), games started (104) and innings (923.1) and fifth in catchers ERA (3.99).
- Had just one passed ball, which tied for the fewest among qualified AL catchers...it matched Brent Mayne (1 pb in 83 games caught) for the fewest in Oakland history by a catcher with at least 81 games behind the plate.
- Batted .227 (61-for-269) with a .748 OPS against right-handed pitchers compared to .194 (24-for-124) with a .628 OPS against left-handers.
- His average improved to .293 with runners in scoring position.
- Hit 11 of his 17 home runs on the road...batted .196 at home and .now has a .198 (52-for-263) career batting average in the Coliseum.
- Was 2-for-14 (.143) in five starts at designated hitter and 2-for-5 (.400) with a walk and a RBI as a pinch hitter.
- Hit .314 in the ninth inning and has a .319 (15-for-47) career average in the ninth.
- Batted .107 with two strikes.
- Started games at every spot in the order except first, second and ninth...made a team-leading 28 starts batting seventh and also hit eighth 28 times and sixth 27 times.

MOST HOME RUNS, OAKLAND CATCHER

34	Terry Steinbach, 1996
21	Ramon Hernandez, 2003
21	Gene Tenace, 1975
19	Dave Duncan, 1972
17	Sean Murphy, 2021
17	Stephen Vogt, 2015

**only includes home runs while playing catcher*

LIFETIME PLAYING RECORD

Year	Club	AVG.	G	AB	R	H	2B	3B	HR	RBI	SH	SF	HP	BB	SO	SB	CS	OBP	SLG	E
2016	AZL Athletics	.000	1	3	1	0	0	0	0	0	0	0	0	0	0	0	0	.000	.000	0
	Vermont	.237	22	76	10	18	1	0	2	7	0	0	0	9	12	1	0	.318	.329	3
2017	Stockton	.297	45	165	22	49	11	0	9	26	0	1	1	11	33	0	0	.343	.527	3
	Midland	.209	53	191	25	40	7	0	4	22	2	2	1	21	34	0	0	.288	.309	2
2018	Midland	.288	68	257	51	74	26	2	8	43	1	2	6	23	47	3	0	.358	.498	3
	AZL Athletics	.200	2	5	1	1	1	0	0	0	0	0	0	0	1	0	0	.200	.400	0
	Nashville	.250	3	8	2	2	0	0	0	0	0	0	1	3	2	0	0	.500	.250	0
2019	AZL A's Gold	.214	9	28	8	6	2	0	1	1	0	0	0	4	4	0	0	.313	.393	1
	Las Vegas	.308	31	120	25	37	6	1	10	30	0	3	2	15	31	0	1	.386	.625	3
	AZL A's Green	.500	1	2	1	1	0	0	0	0	0	0	0	3	1	0	0	.800	.500	0
	OAKLAND	.245	20	53	14	13	5	0	4	8	0	0	1	6	16	0	0	.333	.566	1
2020	OAKLAND	.233	43	116	21	27	5	0	7	14	0	0	0	24	37	0	0	.364	.457	2
2021	OAKLAND	.216	119	393	47	85	23	0	17	59	0	3	12	40	114	0	0	.306	.405	6
Major League Totals		.222	182	562	82	125	33	0	28	81	0	3	13	70	167	0	0	.321	.431	9

CAREER TRANSACTIONS

2016 — Selected by the Oakland Athletics organization in the third round of the First-Year Player Draft.

WILD CARD RECORD

Year	Club/Opp.	AVG.	G	AB	R	H	2B	3B	HR	RBI	SH	SF	HP	BB	SO	SB	CS	OBP	SLG	E
2019	OAK vs. TB	.000	1	1	0	0	0	0	0	0	0	0	0	0	0	0	0	.000	.000	0
2020	OAK vs. CWS	.375	3	8	3	3	0	0	1	2	0	0	0	2	1	0	0	.500	.750	0
Totals		.333	4	9	3	3	0	0	1	2	0	0	0	2	1	0	0	.455	.667	0

DIVISION SERIES RECORD

Year	Club/Opp.	AVG.	G	AB	R	H	2B	3B	HR	RBI	SH	SF	HP	BB	SO	SB	CS	OBP	SLG	E
2020	OAK vs. HOU	.143	4	14	1	2	0	0	1	2	0	1	0	0	3	0	0	.133	.357	1

MURPHY'S CAREER BESTS

Hits: 3 (four times), last: July 3, 2021 vs. Boston

Home Runs: 2, September 10, 2019 at Houston

Runs Batted In: 4, September 10, 2019 at Houston

Stolen Bases: None

Hitting Streak: 7, August 10 to 19, 2020

Hitless Streak (At Bats): 19 (twice), last: August 26 to September 4, 2021

Game Ending RBI: None

Grand Slams: None

Pinch-Hit Home Runs: None

Inside-The-Park Home Runs: None

Lead Off Home Runs: None



FIRST BASEMAN

Height/Weight: 6-5 / 225

Bats/Throws: Left / Right

Birthdate: March 29, 1994

End of Season Age: 27

Birthplace/Resides: Atlanta, Georgia / Atlanta, Georgia

Major League Service: 4 years, 103 days

Obtained: Selected as a compensation pick following the 1st round of the 2012 First-Year Player Draft

Contract Status: First year of a one-year contract through 2021

[@mattolson21](#) [Updated Stats](#)

2021 HIGHLIGHTS

- Was named to his first American League All-Star team and batted .271 with 39 home runs and 111 RBI in 156 games in the best season of his career.
- Had career highs in batting, on-base percentage (.371), runs (101), hits (153), doubles (35), home runs, RBI, walks (88), extra base hits (74) and stolen bases (4).
- Became the 15th player (27th time) in Oakland history to score 100 runs and the 18th (40th time) with 100 RBI...is one of eight players (13 times) to score and drive in at least 100 runs in the same season (last: Miguel Tejada in 2002).
- Now has 142 home runs in 575 career games, which is 10th most in Major League history by a player over his first 575 games.
- Ranked fourth in the American League in walks, fifth in OPS (.911) and extra base hits (74), tied for fifth in home runs and RBI, sixth in slugging (.540) and on-base percentage, eighth in total bases (305) and tied for ninth in runs.
- Struck out 113 times in 673 plate appearances and his average of 5.96 plate appearances per strikeout was the best mark of his career and nearly doubled his average of 3.18 from 2020.
- Led the A's in virtually every category including batting, on-base percentage, slugging percentage, OPS, games, at bats (565), runs, hits, doubles, home runs, RBI, walks and extra base hits.
- Ranked second in the AL in intentional walks (12) and third in sacrifice flies (11)...the sacrifice flies tied for fourth most in Athletics history and were the most since Brent Gates also had 11 in 1995...the intentional walks matched the most by an Athletic over the last 19 years and were the most since Nick Swisher had also 12 in 2007.
- Led AL first basemen with a .995 fielding percentage...also ranked first in games (152) and total chances (1235), second in putouts (1156), tied for second in assists (73), third in double plays (98) and tied for third in defensive runs saved (6).
- Batted .271 (93-for-343) with an .877 OPS against right-handed pitchers compared to .270 (60-for-222) with a .962 OPS against left-handers...led the majors in home runs (22) and RBI (50) against left-handed pitchers and set an Oakland record in both categories...the only players with more home runs off a left-handed pitcher in the expansion era (1961-present) are Dick Allen (25 in 1966) and Cecil Fielder (25 in 1990)...his RBI off a left-hander were the most since Justin Morneau had 52 in 2008.
- According to the Elias Sports Bureau, his 22 home runs against left-handed pitchers matched Stan Musial, who had 22 in 1949, for the most in Major League history by a left-handed hitter.
- Ranked second in the AL in go-ahead RBI (31) and tied for third in go-ahead home runs (16).
- Led Major League first basemen in RBI (111) and ranked second in home runs (39)...the RBI were third most in Oakland history by a first baseman and the most since Jason Giambi had 47 in 2000...the home runs tied for fourth and were the most since Mark McGwire had 47 in 1996....now has 139 home runs as a first baseman over the last five years, which are the most among ML first baseman over that span.

MOST HOME RUNS, FIRST 575 CAREER GAMES

177	Ryan Howard
158	Aaron Judge
152*	Josh Gibson
152	Ralph Kiner
151	Eddie Mathews
146	Joey Gallo
145	Mark McGwire
144	Albert Pujols
144	Bob Horner
142	Matt Olson

**Gibson's totals are through 550 games...he finished his ML career with 165 home runs in 598 games.*

**MOST HOME
RUNS BY A FIRST
BASEMAN OVER THE
LAST FIVE YEARS**

139	Matt Olson
137	Paul Goldschmidt
129	Freddie Freeman
123	Jose Abreu
117	Anthony Rizzo

- Hit .322 with 21 home runs, 52 RBI and a 1.103 OPS in 65 games during the day, .236 with 18 home runs, 59 RBI and a .778 OPS in 91 night games...led the majors in on-base percentage in day games (.438), ranked second in home runs and OPS and third in slugging (.665) and RBI...his 21 home runs during the day were the most by an Athletic since Mark McGwire had 22 in 1996.
- Hit 27 of his 39 home runs with the bases empty, which tied for the third most solo home runs in Oakland history behind McGwire (32 in 1987) and Reggie Jackson (28 in 1969).
- Was 6-for-15 (.400) with the bases loaded...had a grand slam and 21 RBI.
- Batted .272 with a .912 OPS on the road, .270 with a .911 OPS at home
- Hit .285 with 23 home runs and 57 RBI in 76 games against AL West teams, .258 with 16 home runs and 54 RBI in 80 games against all other teams...had a .200 average and one home run in interleague play.
- Batted .225 with 16 home runs and 43 RBI with two strikes...tied for second in the AL in two-strike home runs and tied for third in RBI.
- Tied for eighth in the AL with a career-high 17 grounded into double plays.
- Appeared in 152 games, all starts, at first base...now has 548 career games at first base, which is third most in Oakland history behind McGwire (1251) and Giambi (728)...also started four games at designated hitter (1-for-16, .063).
- Started each of the A's final 98 games batting third, which is the third longest such streak in Oakland history (117, Tejada from May 19-Sept. 26, 2002; 102, Giambi from April 21-Aug. 15, 2000)...made a team-leading 121 starts overall in the three spot and also hit fourth (28 starts), second (6) and fifth (1)...had 11 home runs and 26 RBI in 28 games hitting clean-up.

LIFETIME PLAYING RECORD

Year	Club	AVG.	G	AB	R	H	2B	3B	HR	RBI	SH	SF	HP	BB	SO	SB	CS	OBP	SLG	E
2012	AZL A's	.282	46	177	29	50	16	1	8	41	0	2	2	16	46	0	0	.345	.520	3
	Vermont	.273	4	11	3	3	0	0	1	4	0	1	1	3	4	0	0	.438	.545	0
2013	Beloit	.225	134	481	69	108	32	0	23	93	0	3	2	72	148	4	3	.326	.435	9
2014	Stockton	.262	138	512	111	134	31	1	37	97	0	0	5	117	137	2	0	.404	.543	7
2015	Midland	.249	133	466	82	116	37	0	17	75	0	8	6	105	139	5	1	.388	.438	7
2016	Nashville	.235	131	464	69	109	34	1	17	60	2	3	0	71	132	1	0	.335	.422	5
	OAKLAND	.095	11	21	3	2	1	0	0	0	0	0	0	7	4	0	0	.321	.143	0
2017	Nashville	.272	79	294	56	80	16	1	23	60	0	3	1	45	83	3	0	.367	.568	2
	OAKLAND	.259	59	189	33	49	2	0	24	45	0	0	5	22	60	0	0	.352	.651	2
2018	OAKLAND	.247	162	580	85	143	33	0	29	84	0	2	8	70	163	2	1	.335	.453	7
2019	OAKLAND	.267	127	483	73	129	26	0	36	91	0	1	12	51	138	0	0	.351	.545	8
	Las Vegas	.182	5	22	3	4	0	0	1	2	0	0	1	1	3	0	0	.250	.318	0
2020	OAKLAND	.195	60	210	28	41	4	1	14	42	0	0	1	34	77	1	0	.310	.424	1
2021	OAKLAND	.271	156	565	101	153	35	0	39	111	0	11	9	88	113	4	1	.371	.540	6
	Major League Totals	.252	575	2048	323	517	101	1	142	373	0	14	35	272	555	7	2	.348	.511	24

CAREER TRANSACTIONS

2012 — Selected by the Oakland Athletics organization as a compensation pick (47th selection overall) following the 1st round of the First-Year Player Draft. **2019** — On the injured list, March 25 to May 6; included rehabilitation assignment to Las Vegas, May 1 to 6.

WILD CARD RECORD

Year	Club/Opp.	AVG.	G	AB	R	H	2B	3B	HR	RBI	SH	SF	HP	BB	SO	SB	CS	OBP	SLG	E
2018	OAK vs. NYY	.000	1	2	0	0	0	0	0	0	0	0	0	2	0	0	0	.500	.000	0
2019	OAK vs. TB	.333	1	3	0	1	0	0	0	0	0	0	0	1	1	0	0	.500	.333	0
2020	OAK vs. CWS	.000	3	9	0	0	0	0	0	1	0	0	0	3	6	0	0	.250	.000	0
	Totals	.071	5	14	0	1	0	0	0	1	0	0	0	6	7	0	0	.350	.071	0

DIVISION SERIES RECORD

Year	Club/Opp.	AVG.	G	AB	R	H	2B	3B	HR	RBI	SH	SF	HP	BB	SO	SB	CS	OBP	SLG	E
2020	OAK vs. HOU	.214	4	14	4	3	0	0	2	2	0	0	0	2	4	0	0	.313	.643	1

ALL-STAR GAME RECORD

Year	Club/Site	AVG.	G	AB	R	H	2B	3B	HR	RBI	SH	SF	HP	BB	SO	SB	CS	OBP	SLG	E
2021	AL/Col.	.000	1	2	0	0	0	0	0	0	0	0	0	0	2	0	0	.000	.000	—

OLSON'S CAREER BESTS

Hits: 4 (five times), last: September 10, 2021 vs. Texas

Home Runs: 2 (11 times), July 11 2021 at Texas; June 13, 2021 vs. Kansas City; April 21, 2021 vs. Minnesota; August 5, 2020 vs. Texas; September 10, 2019 at Houston; August 15, 2019 vs. Houston; June 28, 2019 at Los Angeles (AL); July 22, 2018 vs. San Francisco; June 1, 2018 at Kansas City; September 4, 2017 vs. Los Angeles (AL); June 24, 2017 at Chicago (AL)

Runs Batted In: 5 (three times), September 11, 2020 at Texas; June 28, 2019 at Los Angeles (AL); June 1, 2018 at Kansas City

Stolen Bases: 1 (seven times), last: August 23, 2021 vs. Seattle

Hitting Streak: 16, June 30 to July 21, 2019

Hitless Streak (At Bats): 18 (twice), last: September 12 to 16, 2020

Game Ending RBI: 5, August 4, 2021 vs. San Diego (double); July 24, 2020 vs. Los Angeles-AL (grand slam); July 30, 2019 vs. Milwaukee (home run); August 17, 2018 vs. Houston (home run); April 18 vs. Chicago-AL (single)

Grand Slams: 4, April 20, 2021 vs. Minnesota-G#1 (Jorge Alcalá); September 11, 2020 at Texas (Luis García); July 24, 2020 vs. Los Angeles-AL (Hoby Milner); September 26, 2018 at Seattle (Chasen Bradford)

Pinch-Hit Home Runs: None

Inside-The-Park Home Runs: None

Lead Off Home Runs: None

**RIGHT-HANDED PITCHER****Height/Weight:** 6-1 / 252**Bats/Throws:** Right / Right**Birthdate:** November 22, 1984**End of Season Age:** 36**Birthplace/Resides:** Maracaibo, Venezuela / Weston, Florida**Major League Service:** 11 years, 16 days**Obtained:** Signed as a free agent, December 7, 2017; re-signed, February 19, 2021**Contract Status:** First year of a one-year contract through 2021 [Updated Stats](#)**2021 HIGHLIGHTS**

- Led the A's in games pitched for the fourth consecutive season and was 8-3 with two saves and a 3.92 ERA in 78 relief appearances.
- The games pitched were second most in the American League and tied for fourth most in Athletics history...is the first A's pitcher to lead the team in appearances in four straight seasons since Buddy Groom from 1996-99.
- Has 318 games pitched over the last five years, which are the most in the majors over that span...his 363.0 relief innings over that stretch are also the most in the majors.
- His eight wins were a career high and his 78 games pitched were second only to his 80 in 2019...his two saves were his first since he had four with the Angels in 2014...had his highest ERA (3.92), opponents batting average (.233), slugging percentage (.395) and OPS (.659) since 2016.
- Struck out just 37 batters in 78.0 innings for an average of 4.27 per nine innings...that was the lowest mark in the majors among relievers, the lowest of his career and the lowest by an A's reliever since Mike Magnante in 2001 (3.74).
- Tied for the lead among AL relievers in holds (22), ranked second in innings pitched and fewest walks per nine innings (1.38), tied for fifth in wins and 10th in opponents on-base percentage (.264)...tied for the most hits allowed (69), tied for third in most blown saves (6) and ranked fifth in most home runs (12).
- His opponents batting average broke down to .219 (25-for-114) with a .695 OPS against left-handed hitters compared to .242 (44-for-182) with a .637 OPS against right-handers.
- Yielded a .203 average with runners in scoring position and now has a .196 opponents average with RISP as an Athletic.
- Allowed 15-of-44 (34.1%) inherited runners to score and had the fifth most inherited runners in the AL.
- First batters faced were 19-for-72 (.264) with five walks and a sacrifice fly...had just five first-batter walks in 378 career relief appearances entering the season...surrendered five home runs, which was the most in the AL and third most in the majors.
- Had a 1.99 ERA, .193 opponents batting average and .560 OPS in 39 appearances at home...posted a 6.03 ERA, .274 opponents average and .759 OPS in 39 games on the road.
- Compiled a 3.09 ERA and .617 opponents OPS in 45 games before the All-Star Break, a 5.17 ERA and .720 OPS in 33 games after the break...allowed eight of his 12 home runs after the break.
- Did not commit an error and has not made an error in 258 games (46 total chances) as an Athletic.

MAJOR LEAGUE LEADERS, LAST FIVE YEARS**GAMES PITCHED**

318	Yusmeiro Petit
311	Andrew Chafin
304	Adam Ottavino
300	Craig Stammen
297	Bryan Shaw

INNINGS AS RELIEVER

363.0	Yusmeiro Petit
345.2	Craig Stammen
313.0	Miguel Castro
312.2	Blake Treinen
308.0	Raisel Iglesias

ATHLETICS MOST GAMES PITCHED, SEASON

84	Billy Koch (2002)
81	John Wyatt (1964)
80	Yusmeiro Petit (2019)
78	Yusmeiro Petit (2021)
78	Buddy Groom (1997)
76	Buddy Groom (1999)
76	Rollie Fingers (1974)
75	six players tied

LIFETIME PITCHING RECORD

Year	Club	W	L	ERA	G	GS	CG	SHO	SV	IP	H	R	ER	HR	HB	BB	IBB	SO	WP	BK
2002	VSL Mets	3	5	2.43	12	11	0	0	0	55.2	53	25	15	1	2	16	—	62	2	0
2003	Kingsport	3	3	2.32	12	12	0	0	0	62.0	47	19	16	2	4	8	0	65	1	0
	Brooklyn	1	0	2.19	2	2	0	0	0	12.1	5	3	0	1	2	0	20	0	0	
2004	Capital City	9	2	2.39	15	15	0	0	0	83.0	47	29	22	8	4	22	0	122	4	0
	St. Lucie	2	3	1.22	9	9	1	1	0	44.1	27	9	6	0	3	14	1	62	0	1
	Binghamton	1	1	4.50	2	2	0	0	0	12.0	10	6	6	0	0	5	0	16	0	0
2005	Binghamton	9	3	2.91	21	21	2	0	0	117.2	90	41	38	15	2	18	1	130	0	0
	Norfolk	0	3	9.20	3	3	0	0	0	14.2	24	16	15	5	0	6	0	14	0	0
2006	Albuquerque	4	6	4.28	17	17	0	0	0	96.2	101	53	46	14	1	20	1	68	2	0
	FLORIDA	1	1	9.57	15	1	0	0	0	26.1	46	28	28	7	0	9	1	20	0	0
2007	Tucson	8	4	4.04	17	17	0	0	0	93.2	83	47	42	11	1	38	0	60	5	1
	ARIZONA	3	4	4.58	14	10	0	0	0	57.0	58	30	29	12	0	18	1	40	0	1
2008	ARIZONA	3	5	4.31	19	8	0	0	0	56.1	45	29	27	12	1	14	2	42	3	1
	Tucson	3	3	4.80	11	11	0	0	0	60.0	64	34	32	7	0	8	0	67	2	0
2009	ARIZONA	3	10	5.82	23	17	0	0	0	89.2	102	62	58	19	0	34	1	74	3	0
	Reno	0	1	6.89	5	5	0	0	0	15.2	21	13	12	4	0	5	0	13	0	0
2010	Tacoma	4	2	4.85	24	6	0	0	0	59.1	54	36	32	9	1	16	0	55	2	0
2011	Oaxaca (Mexico)	1	2	4.17	7	6	0	0	0	36.2	33	18	17	3	0	5	0	28	0	0
2012	Fresno	7	7	3.46	28	28	1	0	0	166.2	178	88	64	14	1	36	0	153	3	1
	SAN FRANCISCO	0	0	3.86	1	1	0	0	0	4.2	7	2	2	0	0	4	0	1	1	0
2013	Fresno	5	6	4.52	15	15	1	0	0	87.2	92	45	44	16	0	13	0	91	1	0
	AZL Giants	1	0	1.80	1	1	0	0	0	5.0	3	1	1	0	0	0	0	8	0	0
	SAN FRANCISCO	4	1	3.56	8	7	1	1	0	48.0	46	19	19	4	0	11	1	47	0	0
2014	SAN FRANCISCO	5	5	3.69	39	12	1	0	0	117.0	97	51	48	12	1	22	5	133	0	0
2015	SAN FRANCISCO	1	1	3.67	42	1	0	0	1	76.0	75	32	31	11	1	15	2	59	3	0
2016	WASHINGTON	3	5	4.50	36	1	0	0	1	62.0	67	33	31	12	0	15	3	49	3	1
2017	LOS ANGELES (AL)	5	2	2.76	60	1	0	0	4	91.1	69	32	28	9	1	18	4	101	0	0
2018	OAKLAND	7	3	3.00	74	0	0	0	0	93.0	76	32	31	13	0	18	4	76	1	0
2019	OAKLAND	5	3	2.71	80	0	0	0	0	83.0	57	25	25	11	0	10	0	71	2	0
2020	OAKLAND	2	1	1.66	26	0	0	0	0	21.2	19	4	4	3	0	5	0	17	0	0
2021	OAKLAND	8	3	3.92	78	0	0	0	2	78.0	69	35	34	12	1	12	1	37	1	0
Major League Totals		50	44	3.93	515	59	2	1	8	904.0	833	414	395	137	5	205	25	767	17	3

CAREER TRANSACTIONS

2001 — Signed by the New York Mets organization as a non-drafted free agent, November 15. **2005** — Traded to the Florida Marlins with infielder Grant Pomas and first baseman Mike Jacobs for first baseman Carlos Delgado and cash considerations, November 24. **2007** — Traded to the Arizona Diamondbacks for pitcher Jorge Julio and cash considerations, March 27. **2009** — On the disabled list, May 9 to July 3; included rehabilitation assignment to Reno, June 8 to July 3. Claimed off waivers by the Seattle Mariners, November 4. **2010** — Released, March 17; re-signed by Seattle to a minor league contract, March 21. Elected free agency, November 6; re-signed by Seattle to a minor league contract, November 16. **2011** — Released, May 1. Signed by the San Francisco Giants to a minor league contract, November 28. **2015** — Granted free agency (contract non-tender), December 2; signed by the Washington Nationals, December 14. **2016** — Elected free agency, November 3. **2017** — Signed by the Los Angeles Angels to a minor league contract, February 15. Elected free agency, November 2; signed by the Oakland Athletics, December 7. **2018** — On the family medical emergency list, April 17 to 20. On the bereavement list, April 24 to 26. **2020** — Elected free agency, October 28. **2021** — Re-signed by the Athletics, February 19.

WILD CARD RECORD

Year	Club/Opp.	W	L	ERA	G	GS	CG	SHO	SV	IP	H	R	ER	HR	HB	BB	IBB	SO	WP	BK
2018	OAK vs. NYY																			
2019	OAK vs. TB	0	0	3.38	1	0	0	0	0	2.2	2	1	1	1	0	0	0	2	0	0
2020	OAK vs. CWS	0	0	7.71	2	0	0	0	0	2.1	4	2	2	0	0	0	0	2	0	0
Totals		0	0	5.40	3	0	0	0	0	5.0	6	3	3	1	0	0	0	4	0	0

DIVISION SERIES PITCHING RECORD

Year	Club/Opp.	W	L	ERA	G	GS	CG	SHO	SV	IP	H	R	ER	HR	HB	BB	IBB	SO	WP	BK
2014	SF vs. WAS	1	0	0.00	1	0	0	0	0	6.0	1	0	0	0	0	3	1	7	0	0
2020	OAK vs. HOU	0	0	18.00	3	0	0	0	0	2.0	4	4	4	1	1	1	1	2	0	0
Totals		1	0	4.50	4	0	0	0	0	8.0	5	4	4	1	1	4	2	9	0	0

LEAGUE CHAMPIONSHIP SERIES PITCHING RECORD

Year	Club/Opp.	W	L	ERA	G	GS	CG	SHO	SV	IP	H	R	ER	HR	HB	BB	IBB	SO	WP	BK
2014	SF vs. STL	1	0	0.00	1	0	0	0	0	3.0	1	0	0	0	0	1	0	4	0	0

WORLD SERIES PITCHING RECORD

Year	Club/Opp.	W	L	ERA	G	GS	CG	SHO	SV	IP	H	R	ER	HR	HB	BB	IBB	SO	WP	BK
2014	SF vs. KC	1	0	4.91	2	0	0	0	0	3.2	5	2	2	0	0	0	0	2	1	0

WORLD BASEBALL CLASSIC PITCHING RECORD

Year	Club	W	L	ERA	G	GS	CG	SHO	SV	IP	H	R	ER	HR	HB	BB	IBB	SO	WP	BK
2017	Venezuela	0	1	22.50	1	1	0	0	0	2.0	3	5	5	1	0	2	0	0	0	0

PETIT'S CAREER BESTS

Low Hit Complete Game: 1, September 6, 2013 vs. Arizona

Innings Pitched: 9.0 (twice), last: September 9, 2014 vs. Arizona. As reliever: 5.1, July 23, 2013 vs. Cincinnati


Strikeouts: 10, September 1, 2013 at Arizona. As reliever: 7, July 23, 2013 vs. Cincinnati

Pitches: 108, August 4, 2009 at Pittsburgh

Longest Winning Streak: 8, September 27, 2020 to May 28, 2021

Longest Losing Streak: 7, September 2, 2008 to July 24, 2009

Longest Scoreless Streak: 17.0, August 20 to September 20, 2017

INFIELDER/OUTFIELDER**Height/Weight:** 6-2 / 210**Bats/Throws:** Right / Right**Birthdate:** March 29, 1992**End of Season Age:** 29**Birthplace/Resides:** Richmond, Virginia / Charlotte, North Carolina**Major League Service:** 5 years, 47 days**Obtained:** Selected in the Competitive Balance Round B of the 2013 First-Year Player Draft**Contract Status:** First year of a one-year contract through 2021 [Updated Stats](#)**2021 HIGHLIGHTS**

- Batted .243 with six home runs and 27 RBI in 75 games in a season shortened by two stints on the injured list with a sprained left knee and a strained right hamstring.
- Started games at six different positions (29 in right field, 15 in left field, five at second base, four at third base, four at shortstop and one at designated hitter)...has now started games at least six different positions in each of the last four full seasons.
- Was 3-for-10 (.300) over his first four games before going on the IL the first time on April 5 with a sprained left knee...was reinstated May 14 and hit .210 with a .605 OPS over his next 42 games before returning to the IL July 8 with a strained right hamstring...returned to Oakland Aug. 20 and hit .288 with an .852 OPS, three home runs and 14 RBI over his final 29 games.
- Batted .291 (30-for-103) with an .884 OPS and five of his six home runs against left-handed pitching, .198 (22-for-111) with a .550 OPS against right-handers.
- Three of his six home runs put the A's ahead...all six came at night...five came against AL West teams, three came in the seventh inning and three came with two strikes.
- His average dropped to .212 with runners in scoring position and he now has a .219 (66-for-301) career average with RISP...went 3-for-9 with seven RBI with the bases loaded after entering the season 2-for-35 (.057) with eight RBI with the bases full.
- Was 6-for-11 (.545) with a double, two home runs, nine RBI and three walks as a pinch hitter...tied for the lead among American League pinch hitters in home runs, RBI and extra base hits (3), tied for third in walks and tied for fourth in hits...the nine RBI were fifth most in Oakland history and second most in the designated hitter era to Jeff Burroughs, who had 12 in 1982.
- Is now 19-for-77 (.247) with five home runs and 19 RBI in his career as a pinch hitter...the home runs tie the Athletics franchise record (Aldrete, Burroughs, McGwire, Steinbach, Zernial) and are the most by an AL pinch hitter since he made his debut in 2016...the RBI are third most in Oakland history behind Matt Stairs (21) and Terry Steinbach (20) and are the most in the AL since 2016.
- Committed one error in 39 games in right field and one in six games at third base.
- Started games at every spot in the order except the leadoff spot.
- Averaged a career-high 3.89 pitches per plate appearance.

LIFETIME PLAYING RECORD

Year	Club	AVG	G	AB	R	H	2B	3B	HR	RBI	SH	SF	HP	BB	SO	SB	CS	OBP	SLG	E
2013	Vermont	.200	42	140	14	28	4	0	3	8	0	3	6	12	41	1	0	.286	.293	9
2014	Stockton	.288	94	403	61	116	32	5	13	55	1	2	8	22	99	12	9	.336	.489	16
2015	Midland	.317	117	477	71	151	32	2	15	86	4	5	8	28	103	7	5	.361	.486	26
2016	Nashville	.258	107	426	72	110	23	3	14	51	1	4	9	25	108	5	1	.310	.425	29
	OAKLAND	.235	22	51	4	12	4	0	1	4	0	1	0	3	14	0	0	.273	.373	3
2017	Nashville	.266	17	64	3	17	2	1	1	2	0	0	1	6	23	2	1	.338	.375	3
	OAKLAND	.238	87	282	36	67	15	1	15	42	0	3	5	18	92	2	1	.292	.457	6
2018	OAKLAND	.258	110	298	43	77	12	1	13	27	2	0	6	27	88	0	2	.332	.436	6
	Stockton	.286	2	7	1	2	1	0	1	1	0	0	1	1	1	0	0	.444	.857	0
2019	OAKLAND	.240	124	341	45	82	21	0	13	47	1	3	5	20	88	0	1	.290	.416	5
2020	OAKLAND	.232	24	56	8	13	3	0	2	8	0	0	0	5	13	0	0	.295	.393	1
2021	OAKLAND	.243	75	214	30	52	16	1	6	27	0	1	2	16	62	1	0	.300	.411	2
	Las Vegas	.286	7	28	6	8	2	0	2	10	0	1	0	2	8	0	0	.323	.571	1
Major League Totals		.244	442	1242	166	303	71	3	50	155	3	8	18	89	357	3	4	.302	.427	23

CAREER TRANSACTIONS

2013 — Selected by the Oakland Athletics organization in the Competitive Balance Round B of the First-Year Player Draft. **2017** — On the disabled list, June 24 to July 30; included rehabilitation assignment to Nashville, July 18 to 30. **2018** — On the disabled list, April 6 to 15; included rehabilitation assignment to Stockton, April 14 to 15. On the disabled list, July 28 to August 6. **2020** — On the paternity list, August 25 to 30. On the injured list, September 13 to 26. **2021** — On the injured list, April 5 to May 13, included rehabilitation assignment to Las Vegas, May 10 to 13. On the injured list, July 8 to August 19; included rehabilitation assignment to Las Vegas, August 15 to 19.

WILD CARD RECORD

Year	Club/Opp.	AVG.	G	AB	R	H	2B	3B	HR	RBI	SH	SF	HP	BB	SO	SB	CS	OBP	SLG	E
2018	OAK vs. NYY																			
2019	OAK vs. TB																			
2020	OAK vs. CWS	.333	3	9	0	3	0	0	0	2	0	0	0	1	2	0	0	.400	.333	0

DIVISION SERIES RECORD

Year	Club/Opp.	AVG.	G	AB	R	H	2B	3B	HR	RBI	SH	SF	HP	BB	SO	SB	CS	OBP	SLG	E
2020	OAK vs. HOU	.308	4	13	2	4	1	0	2	5	0	1	0	2	4	0	0	.375	.846	0

PINDER'S CAREER BESTS

Hits: 4, August 6, 2017 at Los Angeles (AL)

Home Runs: 2 (three times); September 9, 2017 vs. Houston (2nd game); August 26, 2017 vs. Texas; May 31, 2017 at Cleveland

Runs Batted In: 4 (three times), last: September 24, 2021 vs. Houston. Note: Also had 4 RBI in Game 3 of the 2020 ALDS vs. Houston, October 7, 2020

Stolen Bases: 1 (three times), last: September 18, 2021 at Los Angeles (AL)

Hitting Streak: 8 (twice), last: September 24, 2021 to present

Hitless Streak (At Bats): 21, May 22 to 30, 2021

Game Ending RBI: 1, April 24, 2019 vs. Texas (single)

Grand Slams: 2, September 24, 2021 vs. Houston (Brooks Raley); May 19, 2018 at Toronto (Tyler Clippard)

Pinch-Hit Home Runs: 5, September 24, 2021 vs. Houston (Brooks Raley); April 2, 2021 vs. Houston (Brooks Raley); August 16, 2020 at San Francisco (Wandy Peralta); August 3, 2019 vs. St. Louis (Tyler Webb); June 18, 2019 vs. Baltimore (Dan Straily)

Inside-The-Park Home Runs: None.

Lead Off Home Runs: None.

OUTFIELDER**Height/Weight:** 6-4 / 211**Bats/Throws:** Right / Right**Birthdate:** January 14, 1991**End of Season Age:** 30**Birthplace/Resides:** Pleasanton, California / Danville, California**Major League Service:** 6 years, 76 days**Obtained:** Acquired from St. Louis for Yairo Muñoz and minor leaguer Max Schrock, December 14, 2017**Contract Status:** Fifth year of a six-year contract through 2022 with a club option for 2023[@spiscotty](#) [Updated Stats](#)**2021 HIGHLIGHTS**

- Was limited to 72 games due to two stints on the injured list with a left wrist injury that eventually required surgery... batted .220 with five home runs and 16 RBI in 72 games.
- Had career lows in batting, slugging percentage (.353), runs scored (14), RBI (16), extra base hits (48) and stolen bases (1) and matched his low in home runs.
- Was successful in his only stolen base attempt and is now 9-for-9 in four seasons with the A's.
- Hit .256 (23-for-90) with a .712 OPS against left-handed pitchers compared to .181 (15-for-83) with a .549 OPS against right-handers.
- His average increased to .281 with runners in scoring position and he now has a .314 (174-for-555) career average with RISP.
- Went 0-for-4 with the bases loaded but is a .377 (20-for-53) career hitter in that situation with four grand slams and 50 RBI.
- Batted .173 in Oakland and .194 during the day.
- Started 49 games in right field and one at designated hitter...did not commit an error in 67 games and 103 total chances overall in the outfield...now has a 259-game errorless streak dating back to his last miscue on July 24, 2018 at Texas, which is the longest in Athletics history by an outfielder...broke the previous mark of 209 held by Ryan Sweeney (Aug. 17, 2009-Sept. 14, 2011).
- Was 2-for-15 (.133) with a RBI, a walk and a hit by pitch as a pinch hitter.
- Made all 50 of his starts from the bottom four spots in the order (14 batting sixth, 20 seventh, 15 eighth and 1 ninth).
- Went 9-for-24 (.375) in eight interleague games...hit .195 against American League competition.
- Missed a total of 54 games while on the IL from June 17-July 3 (15 games) and Aug. 21 through the end of the season (39 games)...had surgery on his left wrist on Aug. 27...the surgery, which was performed by Dr. Mark Leber at the Gateway Surgery Center in Phoenix, was an extensor carpi ulnaris subsheath fixation procedure.

LONGEST ERRORLESS STREAKS BY AN ATHLETICS OUTFIELDER

259	Stephen Piscotty, July 25, 2018-present
209	Ryan Sweeney, August 17, 2009-September 14, 2011
187	Al Simmons, June 27, 1928-August 5, 1929
176	Robbie Grossman, March 21, 2019-present
165	Jermaine Dye, September 25, 2002-August 6, 2004

LIFETIME PLAYING RECORD

Year	Club	AVG	G	AB	R	H	2B	3B	HR	RBI	SH	SF	HP	BB	SO	SB	CS	OBP	SLG	E
2012	Quad Cities	.295	55	210	29	62	18	1	4	27	0	0	9	18	25	3	0	.376	.448	22
2013	Palm Beach	.292	63	243	30	71	14	2	9	35	0	0	3	18	27	4	5	.348	.477	1
	Springfield	.299	49	184	17	55	9	0	6	24	1	2	1	19	19	7	3	.364	.446	1
2014	Memphis	.288	136	500	70	144	32	0	9	69	1	2	10	43	61	11	5	.355	.406	3
2015	Memphis	.272	87	320	54	87	28	2	11	41	0	3	3	46	62	5	6	.366	.475	5
	ST. LOUIS	.305	63	233	29	71	15	4	7	39	0	2	1	20	56	2	1	.359	.494	2
2016	ST. LOUIS	.273	153	582	86	159	35	3	22	85	1	2	12	51	133	7	5	.343	.457	4
2017	ST. LOUIS	.235	107	341	40	80	16	1	9	39	0	3	5	52	87	3	6	.342	.367	2
	Springfield	.143	3	7	0	1	0	0	0	1	0	0	0	1	1	0	0	.250	.143	0
	Peoria	.200	4	15	0	3	2	0	0	3	0	0	0	0	3	1	0	.200	.333	1
	Memphis	.313	8	32	7	10	3	0	4	7	0	0	0	6	7	0	0	.421	.781	0
2018	OAKLAND	.267	151	546	78	146	41	0	27	88	0	5	12	42	114	2	0	.331	.491	3
2019	OAKLAND	.249	93	357	46	89	17	1	13	44	1	3	3	29	84	2	0	.309	.412	2
	Las Vegas	.304	5	23	4	7	0	0	1	3	0	0	0	2	4	0	0	.360	.435	0
2020	OAKLAND	.226	45	159	17	36	6	0	5	29	1	1	1	9	53	4	0	.271	.358	0
2021	OAKLAND	.220	72	173	14	38	8	0	5	16	0	0	2	13	48	1	0	.282	.353	0
	Stockton	.000	1	4	0	0	0	0	0	0	0	0	0	0	2	0	0	.000	.000	0
Major League Totals		.259	684	2391	310	619	138	9	88	340	3	16	36	216	575	21	12	.328	.435	11

CAREER TRANSACTIONS

2009 — Selected by the Los Angeles Dodgers organization in the 45th round of the First-Year Player Draft; did not sign. **2012** — Selected by the St. Louis Cardinals organization as a supplemental pick following the first round (36th selection overall) of the First-Year Player Draft. **2017** — On the disabled list, May 5 to 19; included rehabilitation assignment to Springfield, May 16 to 19. On the disabled list, July 15 to 31; included rehabilitation assignment to Peoria, July 27 to 31. Traded to the Oakland Athletics for infielder Yairo Muñoz and minor league infielder Max Schrock, December 14. **2018** — On the bereavement list, May 11 to 14. **2019** — On the injured list, June 30 to August 2; included rehabilitation assignment to Las Vegas, July 27 to August 2. On the injured list, August 25 to September 25. **2021** — On the paternity list, April 16 to 19. On the injured list, June 17 to July 3; included rehabilitation assignment to Stockton, July 3. On the injured list, August 21 to October 1.

WILD CARD RECORD

Year	Club/Opp.	AVG.	G	AB	R	H	2B	3B	HR	RBI	SH	SF	HP	BB	SO	SB	CS	OBP	SLG	E
2018	OAK vs. NYY	.000	1	3	0	0	0	0	0	0	0	0	0	1	2	0	0	.250	.000	0
2020	OAK vs. CWS	.000	1	3	0	0	0	0	0	0	0	0	0	1	0	0	0	.000	.000	0
Totals		.000	2	6	0	0	0	0	0	0	0	0	0	1	3	0	0	.143	.000	0

DIVISION SERIES RECORD

Year	Club/Opp	AVG	G	AB	R	H	2B	3B	HR	RBI	SH	SF	HP	BB	SO	SB	CS	OBP	SLG	E
2015	STL vs. CHI	.375	4	16	5	6	1	0	3	6	0	0	0	2	8	0	0	.444	1.000	0
2020	OAK vs. HOU	.250	2	4	0	1	0	0	0	0	0	0	0	0	0	0	0	.250	.250	0
Totals		.350	6	20	5	7	1	0	3	6	0	0	0	2	8	0	0	.409	.850	0

PISCOTTY'S CAREER BESTS

Hits: 4 (five times), last: April 23, 2019 vs. Texas

Home Runs: 2 (three times); September 2, 2018 vs. Seattle; June 18, 2017 at Baltimore; August 23, 2015 at San Diego

Runs Batted In: 5 (six times), last: August 16, 2020 vs. San Francisco

Stolen Bases: 1 (21 times), last: April 20, 2021 vs. Minnesota (G#1)

Hitting Streak: 14, August 29 to September 13, 2018

Hitless Streak (At Bats): 19, September 23 to 30, 2017

Game Ending RBI: 2, August 4, 2020 vs. Texas (grand slam); May 8, 2019 vs. Cincinnati (home run)

Grand Slams: 4, August 14, 2020 at San Francisco (Trevor Gott); August 4, 2020 vs. Texas (Jesse Chavez); July 3, 2016 vs. Milwaukee (Blaine Boyer); May 27, 2016 at Washington (Max Scherzer)

Pinch-Hit Home Runs: None.

Inside-The-Park Home Runs: None.

Lead Off Home Runs: None.

LEFT-HANDED PITCHER**Height/Weight:** 6-7 / 248**Bats/Throws:** Left / Left**Birthdate:** April 25, 1995**End of Season Age:** 26**Birthplace/Resides:** Minneapolis, Minnesota / Tampa, Florida**Major League Service:** 1 year, 124 days**Obtained:** Selected in the 1st round (sixth selection overall) of the 2016 First-Year Player Draft**Contract Status:** First year of a one-year contract through 2021 [Updated Stats](#)**2021 HIGHLIGHTS**

- Spent most of the season at Triple-A Las Vegas where he was 2-5 with a save and a 6.10 ERA in 29 games, including four starts...also had two stints with Oakland and was 0-3 with a 6.08 ERA, .310 opponents batting average and .764 OPS in 12 relief appearances in his second season with the A's...went 2-0 with a 3.18 ERA, .238 opponents average and .652 OPS in 10 relief appearances in 2019.
- Was first recalled for the first time on April 5, pitched 3.1 scoreless innings of relief that day against the Dodgers, and was placed on the 10-day injured list April 8 retroactive to April 6 with a strained left biceps...had a five-game rehab assignment before he was reinstated and optioned to Las Vegas May 28...returned to Oakland on Aug. 10 and went 0-3 with an 8.10 ERA and .859 opponents OPS in 11 relief appearances before he was optioned again on Sept. 8.
- Struck out 16 batters in 13.1 innings overall but also walked six for a .385 opponents on-base percentage.
- His opponents batting average broke down to .267 (4-for-15) with a .686 OPS against left-handed hitters compared to .326 (14-for-43) with a .791 OPS against right-handers.
- Allowed a .241 average with the bases empty, .379 with runners on...yielded a .417 batting average with runners in scoring position.
- Stranded both of his inherited runners but had two blown saves...first batters faced were 3-for-12 (.250).
- Had an 8.59 ERA and .892 opponents OPS in five games in Oakland, a 3.00 ERA and .583 opponents OPS in seven games on the road.
- Allowed seven runs in six outings on one day of rest or fewer (12.60 ERA), two runs in his other appearances (3.60 ERA).
- With Las Vegas, he had an 11.50 ERA, 1.185 opponents OPS and nine home runs in 18.0 innings over his first 13 games through June 22...then compiled a 1.64 ERA, .658 OPS and one home run in 22.0 innings over his next 13 outings from June 26 to Aug. 6...went 0-2 with a 6.23 ERA and .895 OPS in three starts following his Sept. 8 option from Oakland.
- His 12 home runs were his most as a minor leaguer and his one save was the first of his professional career.
- Struck out 58 in 48.2 innings (10.73 per nine innings) and walked 19 (3.51 per nine innings).
- Had a .303 opponents batting average, which broke down to .212 (18-for-85) with a .646 OPS against left-handed hitters compared to .371 (43-for-116) with a 1.098 OPS against right-handers...surrendered nine of his 12 home runs to righties...eight were solo shots.
- Allowed 6-of-10 (60.0%) inherited runners to score and first batters faced were 10-for-22 (.455) with two walks.
- Had a 7.80 ERA, .341 opponents batting average and .986 OPS in 18 games at home...logged a 3.38 ERA, .232 opponents average and .749 OPS in 11 games on the road.
- The opponents number four hitter was 3-for-21 (.143) against him but the five hitter was 11-for-21 (.524).
- Tossed at least one inning in 27 of his 29 appearances, including two or more 13 times.

LIFETIME PITCHING RECORD

Year	Club	W	L	ERA	G	GS	CG	SHO	SV	IP	H	R	ER	HR	HB	BB	IBB	SO	WP	BK
2016	Vermont	0	4	3.03	10	10	0	0	0	32.2	23	18	11	0	0	12	0	40	3	0
2017	Stockton	4	5	3.69	14	11	0	0	0	61.0	44	28	25	1	4	23	0	98	2	0
	Midland	2	5	4.36	13	13	0	0	0	64.0	64	34	31	2	3	25	0	86	7	0
2018										(Injured — did not pitch)										
2019	Stockton	0	0	6.00	3	3	0	0	0	6.0	5	5	4	2	0	4	0	9	0	0
	Midland	0	0	4.32	6	1	0	0	0	8.1	9	4	4	2	0	3	0	13	3	0
	Las Vegas	4	1	4.91	9	0	0	0	0	11.0	7	7	6	3	1	3	0	16	1	0
	OAKLAND	2	0	3.18	10	0	0	0	0	11.1	10	4	4	1	0	5	0	13	2	0
2020	OAKLAND									(Injured — did not pitch)										
2021	OAKLAND	0	3	6.08	12	0	0	0	0	13.1	18	9	9	1	1	6	0	16	2	0
	Las Vegas	2	5	6.10	29	4	0	0	1	48.2	61	40	33	12	2	19	0	58	5	0
Major League Totals		2	3	4.74	22	0	0	0	0	24.2	28	13	13	2	1	11	0	29	4	0
Minor League Totals		12	20	4.43	84	42	0	0	1	231.2	213	136	114	22	10	89	0	320	21	0

CAREER TRANSACTIONS

2013 — Selected by the Detroit Tigers organization in the 35th round of the First-Year Player Draft; did not sign. **2016** — Selected by the Oakland Athletics organization in the 1st round (sixth selection overall) of the First-Year Player Draft. **2020** — On the injured list, July 20 to October 27. **2020** — On the injured list, April 6 to May 27; included rehabilitation assignment to Las Vegas, May 11 to 27.

WILD CARD RECORD

Year	Club/Opp.	W	L	ERA	G	GS	CG	SHO	SV	IP	H	R	ER	HR	HB	BB	IBB	SO	WP	BK
2019	OAK vs. TB									(On roster — did not pitch)										

PUK'S CAREER BESTS

Low Hit Complete Game: None

Innings Pitched: 3.1, April 5, 2021 vs. Los Angeles (NL)

Strikeouts: 4 (twice), last: August 24, 2021 vs. Seattle

Pitches: 65, April 5, 2021 vs. Los Angeles (NL)

Longest Winning Streak: 2, September 5 to 17, 2019

Longest Losing Streak: 3, August 22, 2021 to present

Longest Scoreless Streak: 8.1, September 27, 2019 to August 16, 2021



RIGHT-HANDED PITCHER

Height/Weight: 6-0 / 202

Bats/Throws: Right / Right

Birthdate: April 23, 1994

End of Season Age: 27

Birthplace/Resides: Manuel Tames, Cuba / Miami, Florida

Major League Service: 13 days

Obtained: Signed as a non-drafted free agent, February 1, 2017

Contract Status: First year of a one-year contract through 2021

[Updated Stats](#)

2021 HIGHLIGHTS

- Was recalled by the A's from Triple-A Las Vegas on Sept. 8 but did not appear in a game before he was optioned back to the Aviators on Sept. 21.
- Was 3-6 with two saves, a 6.27 ERA and .284 opponents batting average in 28 games, including 13 starts, with Las Vegas.
- Struck out 54 batters in 74.2 innings, which marked the first time in his career that he finished with fewer strikeouts than innings pitched.
- Had career highs in innings pitched, games started, ERA, opponents batting average, losses, hits (86), runs (56), home runs (15) and hit batters (7).
- Was 3-5 with a 5.46 ERA and .809 opponents OPS in his 13 starts and 0-1 with a 9.00 ERA and .996 OPS in 15 relief appearances...began the season with 12 relief appearances, started 13 of his next 14 games from June 18 to Sept. 4 and then pitched twice in relief following his Sept. 21 option from Oakland...had just six career starts entering the season.
- His opponents batting average broke down to .280 (42-for-150) with an .801 OPS against left-handed hitters compared to .288 (44-for-153) with a .907 OPS against right-handers.
- First batters faced were 1-for-13 (.077) with two walks in his 15 relief appearances and he stranded all three of his inherited runners.
- Had a 7.54 ERA and .912 OPS in 13 home games, a 5.02 ERA and .795 OPS in 15 road games.
- Held the opponents three and four hitters in the order to a .205 average but the five hitter batted .448.
- Tossed five innings or fewer in 10 of his 13 starts and one inning or more in 13 of his 15 relief appearances.

LIFETIME PITCHING RECORD

Year	Club	W	L	ERA	G	GS	CG	SHO	SV	IP	H	R	ER	HR	HB	BB	IBB	SO	WP	BK	
2013	Guantanamo (Cuba)	2	3	5.03	18	9	0	0	0	62.2	61	36	35	4	8	36	2	35	1	2	
2014	Guantanamo (Cuba)	0	1	6.14	3	1	0	0	0	7.1	9	8	5	1	2	3	0	4	1	2	
2015	Guantanamo (Cuba)	0	1	10.13	5	0	0	0	1	5.1	9	9	6	1	1	5	3	9	0	0	
2016	Guantanamo (Cuba)	7	2	3.31	20	0	0	0	8	35.1	34	17	13	1	0	16	6	23	4	0	
2017	DSL Athletics	0	0	0.00	2	1	0	0	0	3.0	0	0	0	0	0	0	0	7	0	0	
	AZL Athletics	0	0	4.50	1	0	0	0	0	2.0	3	1	1	0	0	0	0	3	2	0	
	Beloit	0	0	2.25	3	3	0	0	0	8.0	6	2	2	0	1	2	0	7	0	0	
	Stockton	3	1	6.87	8	1	0	0	0	18.1	22	16	14	4	3	9	0	25	0	0	
2018	Stockton	1	2	1.84	22	0	0	0	13	29.1	21	9	6	3	1	5	1	33	1	0	
	Midland	1	1	6.00	22	0	0	0	1	30.0	35	25	20	4	2	12	1	33	3	0	
2019	Las Vegas	4	1	3.96	45	1	0	0	3	72.2	65	34	32	11	6	36	2	81	4	2	
2020		(Minor League Season Canceled — Did Not Pitch)																			
2021	Las Vegas	3	6	6.27	28	13	0	0	2	74.2	86	56	52	15	7	34	1	54	3	1	
Minor League Totals		12	11	4.80	131	19	0	0	19	238.0	238	143	127	37	20	98	5	243	13	3	
Cuba Totals		9	7	4.80	46	10	0	0	9	110.2	113	70	59	7	11	60	11	71	6	4	

CAREER TRANSACTIONS

2017 — Signed by the Oakland Athletics as a non-drafted free agent, February 1.



RIGHT-HANDED PITCHER

Height/Weight: 5-11 / 185 **Bats/Throws:** Right / Right
Birthdate: March 4, 1983 **End of Season Age:** 38
Birthplace/Resides: Brawley, California / San Francisco, California
Major League Service: 13 years, 97 days
Contract: Signed as a free agent, February 18, 2021
Contract Status: First year of a one-year contract through 2021

[@SergioRomo54](#) [sergioromo54](#) [Updated Stats](#)

2021 HIGHLIGHTS

- Went 1-1 with three saves and a career-high 4.67 ERA in 66 relief appearances in his 14th Major League season, his first with the A's.
- Had a 12.79 ERA and 1.172 opponents OPS over his first seven games, a 1.44 ERA and .435 OPS over his next 46 contests from April 25 to Aug. 26 and a 12.34 ERA and 1.185 OPS over his final 13 appearances.
- Pitched in at least 60 games for the ninth time in his career...his 798 games pitched are third most among active players and 53rd in ML history...also ranks fourth among active pitchers in holds (200) and tied for 13th in saves (127).
- In addition to ERA, he also had career highs in runs (33) and walks (21)...struck out 60 in 61.2 innings and his strikeout-to-walk ratio of 2.86 was a career-low.
- Had a .238 opponents batting average, which broke down to .235 (20-for-85) with a .706 OPS against left-handed pitchers and .240 (36-for-150) with a .710 OPS against right-handers.
- Yielded a .195 average with the bases empty, .290 with runners on base...opponents hit .296 with runners in scoring position.
- Allowed 12-of-24 (50.0%) inherited runners to score...first batters faced hit .290 (18-for-62) with two walks and two hit by pitches (.333 on-base percentage).
- Compiled a 6.31 ERA in 30 day games, a 3.50 ERA in 36 appearances at night.
- Had a 2.31 ERA and .551 opponent OPS in the eighth inning, a 6.10 ERA and .790 OPS in all other innings.
- Opponents were 13-for-22 (.591) with two home runs when putting the first pitch in play.
- The number eight hitter in the order was 1-for-25 (.040) against him.
- Tossed one inning or fewer in 59 of his 66 appearances.

ACTIVE LEADERS

GAMES PITCHED

832	Joe Smith
803	Tyler Clippard
798	Sergio Romo
773	Joakim Soria
701	Kenley Jansen

HOLDS

246	Tony Watson
226	Tyler Clippard
214	Joe Smith
200	Sergio Romo
174	Bryan Shaw

LIFETIME PITCHING RECORD

Year	Club	W	L	ERA	G	GS	CG	SHO	SV	IP	H	R	ER	HR	HB	BB	IBB	SO	WP	BK
2005	Salem Keizer	7	1	2.75	15	14	0	0	0	68.2	70	24	21	7	3	9	1	65	1	1
2006	Augusta	10	2	2.53	31	10	0	0	4	103.1	78	33	29	9	5	19	1	95	2	0
2007	San Jose	6	2	1.36	41	0	0	0	9	66.1	35	12	10	4	1	15	1	106	2	0
2008	SAN FRANCISCO	3	1	2.12	29	0	0	0	0	34.0	16	13	8	3	3	8	1	33	0	0
	Connecticut	1	3	4.00	24	0	0	0	11	27.0	22	15	12	1	2	7	2	30	0	0
	Fresno	0	0	0.00	3	0	0	0	0	6.0	3	0	0	0	0	2	1	7	0	0
2009	SAN FRANCISCO	5	2	3.97	45	0	0	0	2	34.0	30	15	15	1	1	11	0	41	2	0
	San Jose	0	0	0.00	3	1	0	0	0	4.2	2	0	0	0	0	2	0	6	0	0
	Fresno	0	0	0.00	3	0	0	0	0	3.0	2	1	0	0	0	0	0	3	1	0
2010	SAN FRANCISCO	5	3	2.18	68	0	0	0	0	62.0	46	16	15	6	4	14	2	70	0	0
2011	SAN FRANCISCO	3	1	1.50	65	0	0	0	1	48.0	29	8	8	2	0	5	1	70	0	0
	AZL Giants	0	0	0.00	1	1	0	0	0	1.0	1	0	0	0	0	0	0	3	0	0
2012	SAN FRANCISCO	4	2	1.79	69	0	0	0	14	55.1	37	11	11	5	3	10	1	63	2	0
2013	SAN FRANCISCO	5	8	2.54	65	0	0	0	38	60.1	53	20	17	5	1	12	3	58	1	0
2014	SAN FRANCISCO	6	4	3.72	64	0	0	0	23	58.0	43	24	24	9	4	12	2	59	2	0
2015	SAN FRANCISCO	0	5	2.98	70	0	0	0	2	57.1	51	20	19	3	1	10	2	71	4	0
2016	SAN FRANCISCO	1	0	2.64	40	0	0	0	4	30.2	26	9	9	5	0	7	1	33	1	0
	San Jose	0	0	0.00	4	0	0	0	0	5.0	2	0	0	0	0	1	0	8	0	0
	Sacramento	1	1	5.68	7	0	0	0	0	6.1	8	4	4	1	0	0	0	11	0	0
2017	LOS ANGELES (NL)	1	1	6.12	30	0	0	0	0	25.0	23	17	17	7	0	12	1	31	0	1
	TAMPA BAY	2	0	1.47	25	0	0	0	0	30.2	19	6	5	2	1	7	1	28	2	0
	Rancho Cucamonga	0	0	3.00	2	2	0	0	0	3.0	3	1	1	0	0	0	0	2	0	0
2018	TAMPA BAY	3	4	4.14	73	5	0	0	25	67.1	65	31	31	11	2	20	0	75	2	0
2019	MIAMI	2	0	3.58	38	0	0	0	17	37.2	33	18	15	4	0	13	3	33	2	1
	MINNESOTA	0	1	3.18	27	0	0	0	3	22.2	17	9	8	3	2	4	0	27	1	0
2020	MINNESOTA	1	2	4.05	24	0	0	0	5	20.0	16	9	9	3	3	7	0	23	0	0
2021	OAKLAND	1	1	4.67	66	0	0	0	3	61.2	56	33	32	9	2	21	2	60	1	0
Major League Totals		42	35	3.10	798	5	0	0	137	704.2	560	259	243	78	27	173	20	775	20	2

CAREER TRANSACTIONS

2005 — Selected by the San Francisco Giants in the 28th round of the First-Year Player Draft. **2009** — On the disabled list, March 26 to May 28; included rehabilitation assignment to San Jose, May 14 to 17 and May 20 to 21, and Fresno, May 18 to 19 and May 22 to 28. **2011** — On the disabled list, August 10 to 27; included rehabilitation assignment to Arizona Giants, August 26 to 27. **2014** — Elected free agency, October 30; re-signed by the Giants, December 19. **2016** — On the disabled list, April 11 to July 3, included rehabilitation assignments to Sacramento, May 23 to 30, June 20 to 24 and June 30 to July 3, and San Jose, June 17 to 19 and June 25 to 29. Elected free agency, November 3. **2017** — Signed by the Los Angeles Dodgers, March 1. On the disabled list, June 8 to 18; included rehabilitation assignment to Rancho Cucamonga, June 14 to 18. Traded to the Tampa Bay Rays with cash considerations for cash considerations, July 22. Elected free agency, November 2. **2018** — Re-signed by the Rays, February 14. Elected free agency, October 29. **2019** — Signed by the Miami Marlins, February 15. Traded to the Minnesota Twins with minor league pitcher Chris Vallimont and cash for minor league infielder Lewin Diaz, July 27. Elected free agency, October 31; re-signed by the Twins, December 20. **2020** — On the suspended list, September 12. Elected free agency October 28. **2021** — Signed by the Oakland Athletics, February 18.

WILD CARD RECORD

Year	Club/Opp.	W	L	ERA	G	GS	CG	SHO	SV	IP	H	R	ER	HR	HB	BB	IBB	SO	WP	BK
2020	MIN vs. HOU	0	1	0.00	1	0	0	0	0	0.2	2	3	0	0	0	1	0	0	0	0

DIVISION SERIES PITCHING RECORD

Year	Club/Opp.	W	L	ERA	G	GS	CG	SHO	SV	IP	H	R	ER	HR	HB	BB	IBB	SO	WP	BK
2010	SF vs. ATL	1	0	40.50	2	0	0	0	0	0.2	3	3	3	1	0	0	0	0	0	0
2012	SF vs. CIN	1	0	2.08	3	0	0	0	1	4.1	2	1	1	0	0	1	0	1	0	0
2014	SF vs. WAS	0	0	0.00	3	0	0	0	0	3.0	2	0	0	0	0	0	0	2	0	0
2016	SF vs. CHI	0	0	13.50	2	0	0	0	0	2.0	2	3	3	1	0	1	0	2	0	0
2019	MIN vs. NYY	0	0	9.00	2	0	0	0	0	2.0	2	2	2	1	0	2	0	1	0	0
Totals		2	0	6.75	12	0	0	0	1	12.0	11	9	9	3	0	4	0	6	0	0

LEAGUE CHAMPIONSHIP SERIES PITCHING RECORD

Year	Club/Opp.	W	L	ERA	G	GS	CG	SHO	SV	IP	H	R	ER	HR	HB	BB	IBB	SO	WP	BK
2010	SF vs. PHI	0	0	0.00	3	0	0	0	0	2.1	2	0	0	0	0	1	0	3	0	0
2012	SF vs. PHI	0	0	0.00	4	0	0	0	0	3.1	2	0	0	0	0	0	0	3	1	0
2014	SF vs. STL	1	1	5.40	4	0	0	0	0	1.2	2	1	1	1	0	0	0	1	0	0
Totals		1	1	1.23	11	0	0	0	0	7.1	6	1	1	1	0	1	0	7	1	0

WORLD SERIES PITCHING RECORD

Year	Club/Opp.	W	L	ERA	G	GS	CG	SHO	SV	IP	H	R	ER	HR	HB	BB	IBB	SO	WP	BK
2010	SF vs. TEX	0	0	0.00	1	0	0	0	0	0.2	1	0	0	0	0	0	0	1	0	0
2012	SF vs. DET	0	0	0.00	3	0	0	0	3	3.0	0	0	0	0	0	0	0	5	0	0
2014	SF vs. KC	0	0	0.00	2	0	0	0	0	2.1	2	0	0	0	0	0	0	4	0	0
Totals		0	0	0.00	6	0	0	0	3	6.0	3	0	0	0	0	0	0	10	0	0

ALL-STAR GAME PITCHING RECORD

Year	Club/Site	W	L	ERA	G	GS	CG	SHO	SV	IP	H	R	ER	HR	HB	BB	IBB	SO	WP	BK
2013	N.L./NYM																			

WORLD BASEBALL CLASSIC PITCHING RECORD

Year	Club	W	L	ERA	G	GS	CG	SHO	SV	IP	H	R	ER	HR	HB	BB	IBB	SO	WP	BK
2013	Mexico	0	1	9.00	2	0	0	0	1	2.0	3	2	2	0	0	0	0	1	0	0
2017	Mexico	0	0	20.25	2	0	0	0	0	1.1	4	3	3	1	0	1	0	1	0	0
Totals		0	1	13.50	4	0	0	0	1	3.1	7	5	5	1	0	1	0	2	0	0

ROMO'S CAREER BESTS

Low Hit Complete Game: None
Innings Pitched: 3.0 (twice), last: September 21, 2008 at Los Angeles (NL)
Strikeouts: 4, July 24, 2013 at Cincinnati
Pitches: 46, September 2, 2008 at Colorado
Longest Winning Streak: 8, May 9, 2010 to June 1, 2011
Longest Losing Streak: 5, April 16 to September 15, 2015
Longest Scoreless Streak: 21.2, June 30 to September 23, 2011



RIGHT-HANDED PITCHER

Height/Weight: 6-2 / 220

Bats/Throws: Right / Right

Birthdate: May 29, 1990

End of Season Age: 31

Birthplace/Resides: Lee's Summit, Missouri / Des Perres, Missouri

Major League Service: 8 years, 1 days

Obtained: Signed as a free agent, February 22, 2021

Contract Status: First year of a one-year contract through 2021

[@TrevRosenthal](#) [Updated Stats](#)



2021 HIGHLIGHTS

- Signed a one-year deal with the A's on Feb. 22 and made four appearances during the spring before opening the season on the injured list...did not pitch for Oakland after undergoing two surgeries.
- Did not appear in a Spring Training game until March 15 and had a 2.25 ERA in four appearances.
- Was placed on the 10-day injured list on April 1 with an inflamed right shoulder...was diagnosed with severe neurovascular compression and had surgery on April 8 at the White Heart and Vascular Hospital in Dallas, Tex...the surgery, which was performed by Dr. Gregory Pearl, involved the removal of his first rib, a pec minor release and scalene release...was transferred to the 60-day IL that day.
- Had surgery on his right hip on July 13 at the Stedman Clinic in Vail, Col...the surgery was performed by Dr. Marc Philippon, who repaired Rosenthal's labrum and addressed a cam lesion on his right hip.

LIFETIME PITCHING RECORD

Year	Club	W	L	ERA	G	GS	CG	SHO	SV	IP	H	R	ER	HR	HB	BB	IBB	SO	WP	BK
2009	GCL Cardinals	4	1	4.88	14	0	0	0	0	24.0	25	17	13	0	4	10	0	26	3	1
2010	Johnson City	3	0	2.25	10	6	0	0	1	32.0	23	10	8	1	2	7	0	30	0	1
2011	Quad Cities	7	7	4.11	22	22	1	0	0	120.1	111	62	55	7	13	39	0	133	7	0
2012	Springfield	8	6	2.78	17	17	0	0	0	94.0	67	33	29	6	2	37	0	83	5	1
	ST. LOUIS	0	2	2.78	19	0	0	0	0	22.2	14	7	7	2	1	7	0	25	1	0
	Memphis	0	0	4.20	3	3	0	0	0	15.0	11	7	7	1	2	5	0	21	1	0
2013	ST. LOUIS	2	4	2.63	74	0	0	0	3	75.1	63	25	22	4	6	20	0	108	3	0
2014	ST. LOUIS	2	6	3.20	72	0	0	0	45	70.1	57	25	25	2	4	42	5	87	1	1
2015	ST. LOUIS	2	4	2.10	68	0	0	0	48	68.2	62	16	16	3	1	25	3	83	7	0
2016	ST. LOUIS	2	4	4.46	45	0	0	0	14	40.1	48	22	20	3	3	29	0	56	0	0
2017	ST. LOUIS	3	4	3.40	50	0	0	0	11	47.2	37	20	18	3	2	20	0	76	2	0
2018										(Did Not Pitch)										
2019	WASHINGTON	0	1	22.74	12	0	0	0	0	6.1	8	16	16	0	3	15	0	5	5	0
	Harrisburg	0	1	5.79	10	0	0	0	0	9.1	9	6	6	2	3	7	0	11	1	0
	Toledo	0	0	10.13	6	0	0	0	0	5.1	8	6	6	2	1	6	0	9	1	0
	DETROIT	0	0	7.00	10	0	0	0	0	9.0	3	8	7	0	1	11	0	12	4	0
	Scranton/Wilkes Barre	0	0	108.00	1	0	0	0	0	0.1	0	4	4	0	1	3	0	1	0	0
2020	KANSAS CITY	0	0	3.29	14	0	0	0	7	13.2	9	5	5	2	1	7	0	21	0	1
	SAN DIEGO	1	0	0.00	9	0	0	0	4	10.0	3	1	0	0	0	1	0	17	0	0
2021	OAKLAND									(Injured — Did Not Pitch)										
Major League Totals		12	25	3.36	373	0	0	0	132	364.0	304	145	136	19	22	177	8	490	23	2

CAREER TRANSACTIONS

2009 — Selected by the St. Louis Cardinals in the 21st round of the First-Year Player Draft. **2015** — On the paternity list, August 28 to 30. **2016** — On the disabled list, July 25 to September 14. **2017** — On the disabled list, March 30 to April 9. On the disabled list, August 17 to November 5. Released, November 6. **2018** — Signed by the Washington Nationals, November 7. **2019** — On the injured list, April 26 to June 7; included rehabilitation assignment to Harrisburg, May 11 to June 7. Released, June 23; signed by the Detroit Tigers to a minor league contract, June 27. Elected free agency, August 10; signed by the New York Yankees to a minor league contract, August 17. Elected free agency, November 4; signed by the Kansas City Royals to a minor league contract,

December 9, 2020 — Traded to the San Diego Padres for outfielder Edward Olivares and minor league pitcher Dylan Coleman, August 29. Elected free agency, October 28. 2021 — Signed by the Oakland Athletics, February 22. On the injured list, March 30 to end of season.

WILD CARD RECORD

Year	Club/Opp.	W	L	ERA	G	GS	CG	SHO	SV	IP	H	R	ER	HR	HB	BB	IBB	SO	WP	BK
2012	STL vs. ATL									(Did not pitch)										
2020	SD vs. STL	0	0	6.00	3	0	0	0	1	3.0	3	2	2	1	0	3	0	5	0	0

DIVISION SERIES PITCHING RECORD

Year	Club/Opp.	W	L	ERA	G	GS	CG	SHO	SV	IP	H	R	ER	HR	HB	BB	IBB	SO	WP	BK
2012	STL vs. WAS	0	0	0.00	3	0	0	0	0	3.1	1	0	0	0	0	0	0	6	0	0
2013	STL vs. PIT	0	0	0.00	2	0	0	0	1	2.0	1	0	0	0	0	1	0	2	0	0
2014	STL vs. LAD	0	0	3.00	3	0	0	0	3	3.0	5	1	1	0	0	1	0	4	0	0
2015	STL vs. CHC	0	0	0.00	2	0	0	0	0	2.0	2	0	0	0	0	3	1	4	0	0
2020	SD vs. LAD	0	0	36.00	1	0	0	0	0	1.0	2	4	4	0	1	2	0	1	0	0
Totals		0	0	3.97	11	0	0	0	4	11.1	11	5	5	0	1	7	1	17	0	0

LEAGUE CHAMPIONSHIP SERIES PITCHING RECORD

Year	Club/Opp.	W	L	ERA	G	GS	CG	SHO	SV	IP	H	R	ER	HR	HB	BB	IBB	SO	WP	BK
2012	STL vs. SF	0	0	0.00	4	0	0	0	0	5.1	1	0	0	0	0	2	0	9	0	0
2013	STL vs. LAD	0	0	0.00	4	0	0	0	2	5.0	2	0	0	0	0	1	1	7	0	0
2014	STL vs. SF	0	0	13.50	1	0	0	0	0	0.2	2	1	1	0	0	2	0	1	1	0
Totals		0	0	0.82	9	0	0	0	2	11.0	5	1	1	0	0	5	1	17	1	0

WORLD SERIES PITCHING RECORD

Year	Club/Opp.	W	L	ERA	G	GS	CG	SHO	SV	IP	H	R	ER	HR	HB	BB	IBB	SO	WP	BK
2013	STL vs. BOS	1	0	0.00	4	0	0	0	1	4.2	1	0	0	0	0	1	1	9	0	1

ALL-STAR GAME PITCHING RECORD

Year	Club/Site	W	L	ERA	G	GS	CG	SHO	SV	IP	H	R	ER	HR	HB	BB	IBB	SO	WP	BK
2015	N.L./Cin.									(Did not pitch)										

ROSENTHAL'S CAREER BESTS

Low Hit Complete Game: None

Innings Pitched: 3.0 (twice), last: October 1, 2016 vs. Pittsburgh

Strikeouts: 4 (seven times), last: August 26, 2020 at St. Louis

Pitches: 52, October 1, 2016 vs. Pittsburgh

Longest Winning Streak: 2 (twice), last: September 3, 2014 to May 25, 2015

Longest Losing Streak: 5, September 16, 2013 to July 5, 2014

Longest Scoreless Streak: 23.2, May 5 to July 2, 2015

**RIGHT-HANDED PITCHER****Height/Weight:** 6-5 / 235**Bats/Throws:** Right / Right**Birthdate:** October 1, 1991**End of Season Age:** 30**Birthplace/Resides:** Sellersville, Pennsylvania / Green Lane, Pennsylvania**Major League Service:** 3 years, 163 days**Obtained:** Selected in the 11th round of the 2013 First-Year Player Draft**Contract Status:** First year of a one-year contract through 2021
 [Updated Stats](#)
2021 HIGHLIGHTS

- Saved a team-leading 22 games in his first season as closer and was 7-8 with a 3.18 ERA and .216 opponents batting average in 71 relief appearances.
- Had career highs in games, saves, losses, walks (34) and hit by pitches (4) and matched his high in wild pitches (7)...his 73.2 innings pitched were one-third of an inning short of his best from his rookie season of 2018 (74.0).
- Allowed just five home runs and had a career-low .310 opponents slugging percentage.
- Struck out 67 batters and averaged a career-low 8.19 strikeouts per nine innings.
- Converted 22-of-26 (84.6%) save opportunities, which was the sixth best percentage in the American League...ranked eighth in saves.
- Placed fifth among AL relievers in innings pitched, tied for eighth in games and wins and ninth in opponents slugging...his eight losses tied for the most in the AL and tied for third most in the majors.
- Held right-handed hitters to a .171 (27-for-158) batting average and .493 OPS while left-handers hit .282 (31-for-110) with an .806 OPS...his career splits are .196 with a .582 OPS against righties, .255 with a .751 OPS against lefties.
- Allowed a .169 batting average with runners in scoring position
- Had a 1.84 ERA, .197 opponents batting average and .580 OPS in 42 appearances at the All-Star Break...then compiled a 5.16 ERA, .241 opponents average and .678 OPS in 29 games after the break...now has a 2.45 ERA and .606 OPS in 118 career appearances before the ASB compared to a 5.67 ERA and .751 OPS in 83 outings after the break.
- First batters faced were 13-for-64 (.203) with six walks and a hit by pitch (.282 on-base percentage)...had 23 first batter strikeouts, which tied for eighth most in the AL.
- Allowed just 2-of-16 (12.5%) inherited runners to score.
- Had a 3.71 ERA and converted 10-of-13 (76.9%) save opportunities in 42 games on one day of rest or fewer...logged a 2.48 ERA and was 12-for-13 (92.3%) when pitching on two days rest or more.
- Was 11-for-12 in save chances on the road, stranded all eight of his inherited runners and had a 2.55 ERA in 35 appearances.
- Allowed all five of his home runs in 38.1 innings pitched at home...had yielded just four home runs in 75.0 innings in the Coliseum entering the season.
- Compiled a 2.23 ERA in 30 day games, a 3.92 ERA in 41 night games...now has a 2.89 career ERA during the day and 4.35 at night.
- Had a 1.94 ERA in the ninth inning...logged an 8.56 ERA in the eighth inning but stranded all 10 of his inherited runners.
- Allowed a .116 batting average with two strikes and has a .126 mark in his career.
- The opponents number eight hitter was 0-for-29 against him.
- Opponents hit .042 off his curveball, which was second lowest in the majors among pitchers with at least 100 curveballs in play...allowed a .132 average on his change-up, which was fifth lowest in the AL (min. 100 change-ups).

LIFETIME PITCHING RECORD

Year	Club	W	L	ERA	G	GS	CG	SHO	SV	IP	H	R	ER	HR	HB	BB	IBB	SO	WP	BK
2013	Vermont	3	4	3.12	14	10	0	0	0	60.2	53	31	21	2	8	20	0	47	2	0
2014	Beloit	7	11	5.28	27	26	0	0	0	139.2	160	93	82	10	10	43	2	95	12	0
2015	Stockton	10	5	3.91	32	9	0	0	0	89.2	70	45	39	5	1	44	1	78	11	2
2016	Stockton	1	3	3.02	33	0	0	0	2	41.2	38	19	14	0	6	18	1	49	7	0
	Midland	1	1	2.45	12	0	0	0	1	18.1	14	7	5	1	0	7	2	12	1	0
2017	Midland	7	1	2.43	23	0	0	0	1	33.1	31	9	9	0	1	10	0	34	0	1
	Nashville	1	2	3.60	25	0	0	0	4	35.0	33	15	14	0	1	11	2	31	4	1
2018	Nashville	0	0	1.69	4	0	0	0	1	5.1	2	1	1	0	0	1	0	10	0	0
	OAKLAND	8	3	2.92	69	1	0	0	4	74.0	53	24	24	8	2	31	4	82	4	1
2019	OAKLAND	4	6	5.25	61	0	0	0	0	60.0	61	40	35	7	3	31	2	57	7	0
2020	OAKLAND	0	0	3.86	20	0	0	0	0	23.1	16	10	10	3	0	10	0	26	1	0
2021	OAKLAND	7	8	3.18	71	0	0	0	22	73.2	58	32	26	5	4	34	2	67	7	0
Major League Totals		19	17	3.70	221	1	0	0	26	231.0	188	106	95	23	9	106	8	232	19	1

CAREER TRANSACTIONS

2013 — Selected by the Oakland Athletics in the 11th round of the First-Year Player Draft.

WILD CARD RECORD

Year	Club/Opp.	W	L	ERA	G	GS	CG	SHO	SV	IP	H	R	ER	HR	HB	BB	IBB	SO	WP	BK
2018	OAK vs. NYY	0	0	0.00	1	0	0	0	0	3.0	1	0	0	0	0	1	0	4	0	0
2020	OAK vs. CWS	0	0	0.00	1	0	0	0	0	0.2	0	0	0	0	1	0	0	0	0	0
Totals		0	0	0.00	2	0	0	0	0	3.2	1	0	0	0	1	1	0	4	0	0

DIVISION SERIES RECORD

Year	Club/Opp.	W	L	ERA	G	GS	CG	SHO	SV	IP	H	R	ER	HR	HB	BB	IBB	SO	WP	BK
2020	OAK vs. HOU	0	0	4.50	3	0	0	0	0	2.0	1	1	1	1	1	1	0	2	0	0

TRIVINO'S CAREER BESTS

Low Hit Complete Game: None

Innings Pitched: 3.0 (twice), last: August 16, 2019 vs. Houston. Note: Also pitched 3.0 innings in 2018 Wild Card game at New York (AL)

Strikeouts: 5, September 15, 2021 at Kansas City

Pitches: 49 (twice), last: August 18, 2020 at Arizona

Longest Winning Streak: 5, June 19 to July 25, 2018

Longest Losing Streak: 5, May 29 to June 16, 2019

Longest Scoreless Streak: 15.1, June 25 to July 21, 2018

SEASON IN REVIEW

2021 RECAP: The A's finished the season with an 86-76 (.531) record, which was eighth best in the American League...it was their fourth consecutive season with a winning record, which is the first time they have done that since 1999-2006 when they did it eight straight years...it is the first they had a winning record and did not make the playoffs since 2005 (88-74)...finished in third place in the AL West, nine games behind Houston...it was the first time they did not finish first or second in the West since 2017...were fifth in the AL Wild Card, six games behind Boston and New York, who tied for the two Wild Card spots...the only other times in Oakland history the A's have missed the playoffs by six games or fewer were in 1987 (4 games) and 1976 (2½ games)...held at least a share of a playoff spot each day from April 17-Aug. 22...held at least a share of first in the West for 61 of 62 days from April 20 to June 20 and spent 71 consecutive days in sole possession of second place from June 21 to Sept. 3...overall, spent 58 days alone in first place in the West, three days tied for first, 78 days in second, seven days tied for second, 21 days in third, two days in fourth, three days tied for fourth and 10 days in fifth...are now 316-230 (.579) over the last four seasons, which is the fifth best record in the majors...began the season by losing each of the first six games, which matched the 1916 Philadelphia A's for the worst start in franchise history...then went a Major League best 44-21 (.677) from April 7-June 18 before going 42-49 (.462) over the final 91 games...won their first game on April 7 against Los Angeles (NL), lost the next day at Houston, but then had a 13-game winning streak from April 9 to 24...the streak was third longest in Oakland history, tied for fifth longest in Athletics history and tied for second longest in the majors in 2021...began the streak in fifth place in the West with a 5½ game deficit and finished it in first place and a 1 game lead...shut out the Twins in both games of an April 20 doubleheader to move into a tie for first place in the West...the 13-game winning streak improved the A's record to 14-7 entering play on April 25...had the streak snapped with an 8-1 loss at Baltimore that day and went 17-18 over the next 35 games from April 25-May 31...remained in first for all but one day over that span and saw their lead peak at 2½ games...were 31-25 at the end of May and then won 13 of the first 15 games in June...won the first game of a three-game series at New York (AL) on June 18 but then lost the final two games to drop into a tie for first place on June 20...that would be the A's last day in first place as they went 6-13 from June 19-July 9...won the final two games before the All-Star Break and started the second half 16-9 to improve to a season-high 19 games over .500 on Aug. 14 (68-49)...then lost 10 of their next 12 games to fall to 70-59 on Aug. 27...were 6½ out in the West but were in third place in the Wild Card and were just 3½ back...were swept in a three-game series at Toronto Sept. 3-5 to fall four back in the Wild Card but were passed by Seattle and moved into a tie with Toronto...a three-game winning streak from Sept 8-10 made the A's one of five teams within one game of each other for the two Wild Cards...lost their next three games to fall 3½ back...won five straight from Sept. 15-19 to get to two games back but would not get any closer the rest of the way...lost seven of 10 games from Sept. 20 to 29, all to Seattle...were eliminated from the AL West in game 157, a 13-4 loss at Seattle on Sept. 27...were eliminated from the Wild Card in a 4-2 loss to the Mariners in game 159 on Sept. 29...it was just the third time in Oakland history the A's were eliminated from the playoffs in game 159 or later (159 in 1976, 161 in 2004).

MAJOR LEAGUE BASEBALL BEST RECORDS

LAST FOUR YEARS (2018-21)

Los Angeles (NL).....	347-200 (.634)
Houston	334-212 (.612)
New York (AL).....	328-218 (.601)
Tampa Bay	326-220 (.597)
Oakland	316-230 (.579)

LAST 10 YEARS (2012-21)

Los Angeles (NL).....	906-613 (.596)
New York (AL).....	854-664 (.563)
St. Louis	843-673 (.556)
Cleveland.....	821-695 (.542)
Washington	821-697 (.541)
Tampa Bay	813-706 (.535)
Boston	809-709 (.533)
Oakland	806-712 (.531)

LAST 22 YEARS (2000-21)

New York (AL).....	2011-1447 (.582)
St. Louis	1932-1527 (.559)
Los Angeles (NL).....	1930-1532 (.557)
Boston	1908-1553 (.551)
Atlanta	1858-1600 (.537)
Oakland	1851-1609 (.535)

OFFENSE: The A's batted .238, which was fifth lowest in the American League but second lowest in a full season in Oakland history...the lowest was .236 in 1982...however, were hit by an Athletics record 98 pitches, which were the most in the AL, third most in the majors and third most in AL history...added 545 walks, which was fifth most in the AL, and ranked seventh with a .317 on-base percentage...also ranked sixth in the AL in runs (743) and extra base hits (489), eighth in OPS (.723), tied for eighth in home runs (199) and 10th in slugging (.406)...had a .258 average with runners in scoring position, which ranked ninth in the AL...had the second lowest slugging percentage (.368) and OPS (.684) with the bases loaded and the fourth lowest batting average (.272)...struck out 1349 times, which was fourth fewest in the AL but fourth most in Athletics history...grounded into 99 double plays, which was third fewest in the AL and fifth fewest in a full season in Oakland history...ranked fourth in the AL in sacrifice flies (49), fifth in reaching base on an error (61) and tied for fifth in sacrifice hits (17)...the 17 sacrifice hits were sixth fewest in a full season in Oakland history but were the most since they had 19 in 2014...A's second basemen hit .285 with a .794 OPS, both of which were second best in the AL...A's clean-up hitters had the lowest OPS (.659) and batting average (.205) in the majors (.659) and the second lowest slugging percentage (.371)...the batting average was the lowest in Athletics history.

AMERICAN LEAGUE MOST HIT BY PITCHES

103	Cleveland, 2008
101	Tampa Bay, 2018
98	Oakland, 2021
92	Toronto, 1996
90	Toronto, 2003

PITCHING: The A's compiled a 4.02 ERA, which was sixth lowest in the American League...had the fifth lowest opponents OPS (.711) and slugging percentage (.403), the sixth lowest on-base percentage (.309) and eighth lowest batting average (.247)...walked just 439 batters, which was second fewest in the AL and fifth fewest in a full season in Oakland history...set a franchise record with 1332 strikeouts, breaking the previous mark of 1299 set in 2019...however, ranked 10th in the AL...had a strikeout-to-walk ratio of 3.03, which ranked fifth in the AL and was second best in a full season in Oakland history...tied for the third most hit batters in Oakland history (64) and allowed the fifth most home runs (191)...ranked fifth in the AL in shutouts (11) and innings pitched (1433.0)...the innings were fifth fewest in a full season in Oakland history...tossed the fewest pitches in the AL (23,102) and averaged the second fewest pitches per inning (16.1).

STARTING PITCHING: A's starting pitchers were 57-52 with a 3.91 ERA...ranked fourth in the American League in ERA, fifth in opponents slugging percentage (.408), sixth in OPS (.715) and on-base percentage (.307) and seventh in batting average (.250)...it was the first time A's starters had an ERA under 4.00 since 2015 (3.91)...led the majors with 894.0 innings pitched, but that was the fewest by a Major League leader in modern ML history (since 1900)...the previous low was 941.1 by the 2019 New York Mets...starters averaged 5.52 innings per game...ranked second in the AL in strikeout-to-walk ratio (3.48), tied for second in complete games (3) and fourth in wins, strikeouts (862) and fewest walks (248)...the strikeouts and strikeout-to-walk ratio set Athletics records, breaking the mark of 847 strikeouts in 2014 and a 3.22 strikeout-to-walk ratio in 2020...averaged the fewest walks per nine innings in the AL and the fourth fewest in Oakland history (2.50).

THE BULLPEN: The A's bullpen compiled a 4.21 ERA, which ranked 10th in the American League...was fifth in opponents on-base percentage (.312), ninth in batting average (.243) and OPS (.706) and 11th in slugging percentage (.394)...converted 39-of-67 (58.2%) save opportunities, which was the third lowest percentage in the AL...had 28 blown saves, which tied for second most in the AL (Mariners, 33) and in Oakland history (30 in 2019)...had a 29-24 record and finished with the second fewest losses and third fewest wins...had the fewest innings pitched (539.0) and fewest strikeouts per nine innings (7.85), the third fewest walks per nine innings (3.19) and the fourth most home runs per nine innings (1.22)...allowed 64-of-180 (35.6%) inherited runners to score, which was the ninth best percentage in the AL...the 180 inherited runners were third fewest in the AL and the fewest by an A's bullpen in a full season since at least 1974...had the second highest slugging percentage against first batters faced in the AL (.441) and the fifth highest batting average (.246)...had the fewest first batter strikeouts (109), the second fewest walks (35) and the second most home runs (21)...the 21 first batter home runs were the most by an A's team since at least 1974.

DEFENSIVE DOINGS: The A's set an Athletics record for fewest errors in a season with 72...broke the previous mark of 80 set in 2019...had a .9873 fielding percentage, which was the highest in franchise history a full season (had a mark of .9874 in 2020)...ranked second in the American League in fielding percentage and fewest errors (Astros, .988/69)...the errors led to 47 unearned runs, which was second fewest to the Orioles (46)...turned 116 double plays, which were fourth fewest in the AL and third fewest in a full season in Oakland history...had 1320 assists, which was third fewest in the AL and the fewest in a full season in Athletics history...had the fourth fewest total chances in the AL (5691), which were the fewest in a season of more than 144 games in Athletics history... had 16 outfield assists, which tied for second fewest in the AL and was third fewest in a full season in Oakland history...tied for second in the AL in fewest passed balls (6)

ON THE BASES: The A's were successful in 88-of-108 (81.5%) stolen bases attempts, which was the second best percentage in the American League to Cleveland (86.5%)...it was the fifth best percentage in AL history in a full season and the best in Athletics history, topping the previous record of 80.7% in 2008 (had a mark of 89.7% in 2020)...tied for fourth in the AL in stolen bases and the 88 steals were the A's most since 2012 (122)...opponents were 65-for-87 (74.7%) in stolen base attempts...the stolen bases and attempts were fifth fewest in the AL and the stolen base percentage was sixth lowest.

CLOSE CALLS: The A's had 12 walk-off wins, which tied for third most in Oakland history...tied Colorado and Philadelphia for the most walk-off wins in the majors to mark the fifth consecutive season the A's finished at least tied for second in the majors in walk-off wins...now have 95 walk-off wins since Bob Melvin was named manager on June 9, 2011, which is eight more than any other team (Philadelphia, 87)... were 23-27 (.460) in one-run games, which was the fifth worst record in the American League...led the AL in one-run losses and the 50 one-run decisions were second most to Seattle (52)...had a 37-43 (.463) record in games decided by two runs or fewer compared to 49-33 (.598) in games decided by three runs or more...were 8-3 (.727) in extra inning games, which was the second best record in the majors to St. Louis (7-2, .778) and sixth best in Oakland history...the 11 extra inning games tied for third fewest in the AL...are 14-4 (.778) in extra innings over the last two years, which is the best record in the majors...were 19-12 in games decided in the last at bat...tied for second in the AL in most wins when trailing after eight innings (4) but also tied for second in most losses when leading after seven innings (8)...had five walk-off losses, which tied for second fewest in the AL (Los Angeles, 1).

HOME AND AWAY: The A's went 43-38 (.531) at home and on the road, which marks the third time in Athletics history the A's had identical records both at home and on the road (1947, 2015)...tied for the sixth best road record in the American League and had the eighth best home record...posted a .500 record on the road for the fourth straight season, which is the second longest such streak by an A's team over the last 89 years (had five straight from 1971-75)...had a winning record at home for fifth consecutive season and 10th time in the last 12 years...hit .229 with a .699 OPS and 339 runs scored at home compared to .247 with a .745 OPS and 404 runs scored on the road... had the second lowest home batting average in the AL, the third lowest OPS and the fourth fewest runs scored...had the third most runs scored on the road and the fourth best batting average and OPS...the home batting average was second lowest in a full season in Oakland history to a mark of .225 in 1979...had a 3.74 ERA and .687 OPS at home, a 4.31 and .737 OPS on the road...ranked fifth in the AL in home ERA and OPS...were sixth in road ERA and seventh in OPS...won 10 home series, lost 12 and split four...won 14 road series, lost nine and split three.

A'S 2021 WALK-OFF WINS

DATE	OPPONENT	RESULT	NOTE
April 7	Los Angeles (NL)	4-3 (10)	Moreland single
April 18	Detroit	3-2	Moreland single
April 21	Minnesota	13-12 (10)	E5, no RBI (Laureano AB)
May 7	Tampa Bay	2-1	Brown home run
May 18	Houston	6-5	Laureano sacrifice fly
June 11	Kansas City	4-3	Andrus single
July 3	Boston	7-6 (12)	Kemp sacrifice fly
July 16	Cleveland	5-4	Lowrie home run
Aug. 4	San Diego	5-4 (10)	Olson double
Aug. 6	Texas	4-1 (11)	Marte home run
Sept. 25	Houston	2-1	Marte double
Sept. 26	Houston	4-3	Canha single

THE INJURED LIST: The A's used the injured list 27 times, which ties the Oakland record set in 2016...however, it was second fewest in the majors to Cleveland (18)...used it eight times in 2020, which was also second fewest to Cleveland (4), and 18 times in 2019, which tied for second fewest...the players on the IL combined to miss just 798 games, which was the fewest in a full season since 2013 (658)...averaged 29.5 games per stint, which was the lowest over a full season since 2002 (26.3)...the fewest players on the IL at once was two for the first three games of the season... had a season-high eight players on the IL on May 7 and for the final three games of the season... Trevor Rosenthal was the only player to spent the entire season on the IL and Mike Fiers missed the second most games with 151 over two stints...no other player missed more than 70 games...Mitch Moreland had three stints on the IL and Fiers, Guduan, Pinder and Piscotty had two each.

A'S INJURED LIST, 2021

PLAYER	INJURY	DATES	GAMES MISSED	A'S RECORD
Andrus	Fractured left fibula	September 26-October 3	7	2-5
Bassitt	Right facial fracture	August 18-September 22	32	14-18
Brown	Positive Covid-19 test	August 27-September 9	12	6-6
Canha	Strained left hip	June 25-July 16	16	7-9
Fiers	Lumbar strain	March 29-April 25	22	14-8
Fiers	Sprained right elbow	May 7-November 2	129	67-62
Garcia	Viral enteritis	May 2-11	9	6-3
Guduan	Sprained left thumb	April 6-19	11	9-2
Guduan	Strained right groin	May 26-June 7	11	7-4
Jefferies	Right elbow ulnar neuritis	September 15-October 3	18	9-9
Kaprielian	Right shoulder impingement	July 28-August 7	9	7-2
Laureano	Strained right hip	May 28-June 15	17	12-5
Lowrie	Sprained right hand	September 26-October 3	7	2-5
Luzardo	Fractured left hand	May 2-29	26	15-11
Machin	Stomach illness	September 28-October 3	5	1-4
Montas	Positive Covid-19 test	Feb. 19-March 14	0	0-0
Moreland	Inflamed costochondral junction, left rib	May 15-26	11	5-6
Moreland		July 4-15	7	3-4
Moreland	Left wrist tendinitis	August 27-October 3	34	16-18
Pinder	Sprained left knee	April 5-May 13	35	23-12
Pinder	Strained right hamstring	July 8-August 19	34	20-14
Piscotty	Sprained left wrist	June 17-July 3	15	6-9
Piscotty	Sprained left wrist	August 21-October 3	39	16-23
Puk	Strained left biceps	April 6-May 27	47	30-17
Rosenthal	Right shoulder inflammation	March 30-November 2	162	86-76
Smith	Strained right groin	April 4-May 7	31	20-11
Wendelken	Strained left oblique	May 2-June 28	52	31-21

PLAYER NOTES: The A's employed 50 players, which was sixth fewest in the majors...used 27 pitchers, which was fourth fewest in the majors but tied for fourth most in Oakland history...nine different pitchers started a game, which tied Houston and Chicago (AL) for the fewest in the majors...over the last 16 years, the only time the A's have used fewer starting pitchers was in 2013 when they had seven... Irvin, Manaea and Montas tied for the team-lead with 32 starts and the A's were the only team in the majors with three pitchers with at least 32 starts...the last Oakland team to do that was the 2007 club (Blanton, Gaudin, Haren)...had three pitchers qualify for the ERA title for the first time since 2013...21 players pitched in relief, which was third fewest in the majors but tied for third most in Oakland history...had seven shortstops, which matched the

OAKLAND A'S MOST STRIKEOUTS

TWO TEAMMATES

482	Blue (301) and Hunter (181)	1971
401	Montas (207) and Manaea (194)	2021
401	Blue (301) and Dobson (100)	1971
399	Blue (301) and Fingers (98)	1971
386	Zito (205) and Hudson (181)	2001

THREE TEAMMATES

582	Blue (301), Hunter (181) and Dobson (100)	1971
580	Blue (301), Hunter (181) and Fingers (98)	1971
563	Blue (301), Hunter (181) and Segui (81)	1971
560	Montas (207), Manaea (194) and Bassitt (159)	2021
551	Blue (301), Hunter (181) and Odum (69)	1971

most in Oakland history (1975, 1991, 1997)...in 2021, only the Cubs (8) used more...were one of five teams in the majors with four 10-game winners...had three pitchers with at least 150 strikeouts for the fourth time in Oakland history (1968, 2001, 2002)...used 155 different lineups in 162 games...employed 13 rookies, including six pitchers...according to baseball-reference formulas, the A's had the oldest pitch age in the majors (30.1) and the second oldest bat age (30.1).

BEFORE AND AFTER THE ALL-STAR BREAK: The A's went into the All-Star Break with a 52-40 record, marking their third consecutive season with a winning record at the break (51-41 in 2019, 55-42 in 2018)...the last time the A's had three straight winning records at the break was from 2000-06 when they had seven straight...it is the first time the A's have been at least 10 games over .500 at the break in three straight years since 1988-90...were in second place and trailed first place Houston by 3½ games, which is the closest they have been to first at the break since 2014 when they were in first with a 1½ game lead...then went 34-36 (.486) after the break, which marked the fifth time in the last seven years the A's had a losing record after the break...the pitching staff set an Athletics record with 755 strikeouts before the break (previous: 728 in 2014)...had a 3.80 ERA before the break, which was their lowest since 2015 (3.37), and a 4.31 ERA after the break...the offense hit .232 before the break, which was third lowest in Oakland history (.225 in 2012, .231 in 1982), and .245 after the break.

MONTH-BY-MONTH: The A's finished April with a 16-11 record, which was the third best record in the American League and their best mark in April since 2014 when they went 18-9...A's pitchers set an Athletics record for strikeouts in April with 233...A's batters set Athletics records for hit by pitches (19) and strikeouts (244)...hit .214, which was fourth lowest in the AL and fourth lowest in Oakland history in April...it was the lowest since 2012 (.211)...tied for second in the AL with 19 stolen bases...had a 15-14 record in May, which marked their third consecutive winning May (16-10 in 2019, 15-14 in 2018)...tied for third in the AL in doubles (55) and hit by pitches (12), ranked fourth in walks (108) and fifth in home runs (37)...had the fewest stolen bases (4) and the most grounded into double plays (30)...the stolen bases were the fewest in Oakland history in the month of May (previous: 5 in 2018)...A's pitchers had the fewest walks in the AL in May (75), ranked third in fewest strikeouts (232), tied for third in fewest home runs (25) and fourth in opponents OPS (.675) and on-base percentage (.300)...the strikeouts set an Oakland record for the month of May (previous: 230 in 2015) and were third most in any month (246 in Sept. 2013, 233 in April 2021)...finished June with a 17-9 record (.654) record, which was second best in the AL (Astros, 19-9) and tied for fourth best in the majors...it was their third consecutive winning June and have won 17 games in each of those Junes...had the second lowest ERA (3.55) and OPS (.697) in the AL and issued the fewest walks (66)...starters had a 2.92 ERA, which was the lowest in the majors...the offense tied for second in the AL in hit by pitches (14) and ranked fifth in runs (140) and on-base percentage (.326)...hit .314 with runners in scoring position, which was second best in the majors (Cleveland, .347)...grounded into six double plays, which was the fewest in the majors...the last time the A's grounded into fewer than 10 double plays in a month with 12 or more games was in April, 1987 (5 in 23 games)...out-scored the opposition 140-94 (+46) after being out-scored 242-231 (-11) in April and May...went 11-13 (.458) in July, which was the fifth worst record in the AL...it was the A's first losing record in a month of 10 or more games since they went 11-15 in April of 2019, snapping a streak of 10 consecutive months with a winning record...however, had the second lowest ERA (2.98) and OPS (.618) in July in the majors (Brewers, 2.56 and .599)...A's pitchers set a franchise record for July strikeouts (221)...had the second lowest opponents batting average (.219) and on-base percentage (.282) in July in Oakland history, the fourth lowest slugging percentage (.335) and seventh lowest ERA...on offense, the A's had the second lowest batting average (.223) and OPS (.668) and the second fewest runs scored (90) in the majors to Texas (.198, .615, 76)...had the second lowest July batting average in Oakland history and the third lowest on-base percentage (.294) but were hit by a pitch 15 times, which tied for the most (2018)...out-scored the opposition 90-78...went 14-12 (.538) in August, which was the fourth best record in the AL...were 33-for-35 (94.1%) in stolen base attempts...the 33 steals were the most in the majors, the most by the A's in August since 1983 (42) and their most in any month since September of 2010 (36)...led the AL in hit by pitches (19), had the second fewest strikeouts (202) and ranked third in on-base percentage (.332)...the pitching staff had the second fewest strikeouts (196), tied for the second fewest walks (73) and had the fifth lowest opponents batting average (.239)...went 12-15 (.444) in September, which tied for the third worst record in the AL...it was their first losing September since 2016 when they went 10-17...hit .247 with a .719

OPS...ranked fourth in the AL in runs (137) and walks (90)...had the third fewest stolen bases (7) and tied for the third fewest extra base hits (77)...had the second highest opponents OPS (.795) and third highest ERA (5.15)...the bullpen was 5-8 with five saves, seven blown saves and a 6.37 ERA.

IN THE PINCH: A's pinch hitters batted .241 with six doubles, five home runs and 26 RBI...led the American League in hits (35), homers and plate appearances (158), tied for the lead in RBI and extra base hits (11) and tied for second in doubles...tied for third in Oakland history in home runs, tied for fifth in extra base hits, tied for sixth in RBI and tied for ninth in hits...the 26 RBI were the most by an A's team since 1997 (31) and the 35 hits were the most since 1998 (35)...Chad Pinder led A's pinch hitters with nine RBI, which were fifth most in Oakland history...in the designated hitter era, the only Athletic with more pinch RBI is Jeff Burroughs, who had 12 in 1982.

DESIGNATED HITTERS: A's designated hitters batted .202 with 19 home runs and 65 RBI...the batting average, on-base percentage (.276), slugging percentage (.368) and OPS (.644) were all second lowest in the American League to Detroit (.192/.255/.282/.537)...had the third fewest home runs and RBI, tied for the third fewest walks (51) and had the fifth fewest extra base hits (49)...the batting average was the lowest in Oakland history, one point lower than the 1987 club, which hit .203...the on-base percentage was second lowest (.270 in 1986) and the OPS was third lowest...Mitch Moreland led the A's with 57 starts and Jed Lowrie was second with 49.

INTERLEAGUE PLAY: The A's went 11-9 (.550) in interleague play, which tied for the 10th best record in the majors...it marked the 15th time in 25 seasons of interleague play the A's finished with a winning record against the National League...stole 22 bases, which ranked second in the majors and was an Oakland interleague record, topping the previous mark of 16 in 2011...also ranked fifth in the majors in hit by pitches (13) and tied for seventh in doubles (38), but tied for the second fewest home runs (15)...were 15th in runs scored (90), 19th in batting average (.238) and 22nd in OPS (.681)...had the second most hit by pitches and strikeouts (180) in Oakland history...the pitching staff ranked 11th in the majors in ERA (4.07) and opponents OPS (.711)...had 160 strikeouts, which tied for third most in Oakland interleague history...A's pitchers were 4-for-20 (.200) with a double, RBI, four sacrifice hits and 11 strikeouts...the double by Sean Manaea was the first extra base hit by an A's pitcher since 2007 (double, Joe Kennedy)...Oakland is 249-215 (.537) all-time in interleague games, which is fourth best in Major League history.

WINS AND LOSSES: The A's were 37-26 (.587) when the opponent started a left-handed pitcher compared to 49-50 (.495) when they started a right-hander...the mark against lefties was second best in the American League (Chicago, 25-17/.595)...the 63 games against left-handed starters are the most by an A's team since the 1983 club had 65...had a 15-7 (.682) record following an off day, which was the second best record in the majors (San Francisco, 19-4/.826)...went 37-39 (.487) against AL West teams compared to 49-37 (.570) against all other competition...it marked the sixth time in the last eight years the A's have finished with a .500 or worse record against divisional foes...had a 23-10 (.697) record against AL Central teams, which was the best record in the majors...are 74-26 (.740) against the Central over the last four years and are 88-30 (.746) dating back to June 23, 2017...had their best records against Arizona (4-0) and Detroit (6-1) and their worst against Seattle (4-15).

A'S 2021 AT A GLANCE

Season High...67-48/68-49 (Aug. 12/14)	First Game of Series.....28-24	Commit 1 or More Errors.....26-31
Season Low0-6/1-7 (April 6/8)	Last Game of Series.....30-22	More HR Than Opp.....49-12
April.....16-11	A's Score First.....60-35	Fewer HR Than Opp.....14-41
May.....15-14	Opponent Scores First.....26-41	Same Total HR of Opp.....23-23
June.....17-9	Leading After 7th.....67-8	Starter Pitches 7 or More.....27-6
July.....11-13	Leading After 8th.....68-2	Starter Pitches Less Than 7.....59-70
August.....14-12	Tied After 7th.....8-3	When Scoring 4 or More.....68-27
September.....12-15	Tied After 8th.....12-5	When Scoring Less Than 4.....18-49
Home Series.....10-12-4	Trailing After 7th.....9-65	Last At Bat.....19-12
Road Series.....14-9-3	Trailing After 8th.....4-69	Replay Challenges.....17-23
Series Sweeps.....10-5	Commit No Errors.....60-45	Different Lineups.....155

FIELDING STATISTICS

PITCHER	PCT	G	GS	INN	PO	A	E	TC	DP	TP
+Acevedo, D	1.000	10	0	11.0	1	3	0	4	0	0
Bassitt, C	.938	27	27	157.1	4	11	1	16	0	0
Bedrosian, C	.000	9	0	9.0	0	0	0	0	0	0
Blackburn, P	.800	9	9	38.1	1	3	1	5	0	0
Chafin, A	.933	71	0	68.2	6	8	1	15	1	0
(Oakland)	1.000	28	0	29.1	0	4	0	4	0	0
Diekman, J	1.000	67	0	60.2	2	3	0	5	0	0
Feliz, M	.000	1	0	0.1	0	0	0	0	0	0
Fiers, M	1.000	2	2	9.1	0	1	0	1	0	0
Guduan, R	1.000	11	0	14.1	2	1	0	3	0	0
Guerra, D	.875	53	0	65.2	3	4	1	8	1	0
Irvin, C	.963	32	32	178.1	6	20	1	27	2	0
+Jefferies, D	1.000	5	1	15.0	0	3	0	3	0	0
+Kaprielian, J	.846	24	21	119.1	5	6	2	13	2	0
Kolarek, A	1.000	12	0	9.0	1	1	0	2	0	0
Luzardo, J	1.000	13	6	38.0	2	4	0	6	0	0
Manaea, S	.957	32	32	179.1	6	16	1	23	1	0
+Moll, S	1.000	8	0	10.1	0	3	0	3	0	0
Montas, F	.964	32	32	187.0	10	17	1	28	2	0
Moreland, M	.000	1	0	1.0	0	0	0	0	0	0
Petit, Y	1.000	78	0	78.0	3	6	0	9	0	0
+Puk, A	1.000	12	0	13.1	0	2	0	2	0	0
Romo, S	.875	66	0	61.2	3	4	1	8	1	0
Smith, B	.800	31	0	43.1	1	3	1	5	0	0
+Tom, K	.000	1	0	1.0	0	0	0	0	0	0
Trivino, L	1.000	71	0	73.2	5	5	0	10	2	0
Weems, J	.000	5	0	4.1	0	0	0	0	0	0
Wendelken, J	1.000	26	0	25.0	1	1	0	2	1	0

CATCHER	PCT	G	GS	INN	PO	A	E	TC	DP	TP	PB
Allen, A	.955	2	2	16.0	18	3	1	22	0	0	0
+Garcia, A	.991	30	26	232.1	217	9	2	228	0	0	4
Gomes, Y	.990	92	90	771.1	730	44	8	782	3	0	3
(Oakland)	.992	31	30	261.1	236	7	2	245	0	0	1
Murphy, S	.993	112	104	923.1	873	42	6	921	6	0	1

FIRST BASE	PCT	G	GS	INN	PO	A	E	TC	DP	TP
+Brown, S	.967	6	3	30.1	27	2	1	30	4	0
Canha, M	1.000	2	0	2.0	2	0	0	2	0	0
Moreland, M	1.000	7	7	61.0	49	4	0	53	5	0
Olson, M	.995	152	152	1338.2	1156	73	6	1235	98	0
+Schwindel, F	1.000	1	0	1.0	1	0	0	1	1	0

SECOND BASE	PCT	G	GS	INN	PO	A	E	TC	DP	TP
Harrison, J	.986	102	91	799.1	147	195	5	347	48	0
(Oakland)	1.000	32	30	247.0	37	54	0	91	12	0
Kemp, T	.980	89	53	520.1	103	148	5	256	34	0
Lowrie, J	.986	71	69	584.2	80	125	3	208	18	0
+Machin, V	1.000	3	3	23.0	5	6	0	11	1	0
Pinder, C	1.000	7	5	44.0	7	10	0	17	4	0
+Wilson, J	1.000	3	2	14.0	1	4	0	5	1	0

THIRD BASE	PCT	G	GS	INN	PO	A	E	TC	DP	TP
Chapman, M	.987	150	150	1314.2	166	274	6	446	40	0
Harrison, J	.957	23	15	136.2	14	30	2	46	2	0
(Oakland)	1.000	12	7	70.0	7	16	0	23	1	0
Lowrie, J	1.000	1	0	3.0	2	0	0	2	0	0
+Machin, V	.500	3	1	10.0	0	1	1	2	1	0
Pinder, C	.938	6	4	34.1	3	12	1	16	0	0
+Wilson, J	.000	1	0	1.0	0	0	0	0	0	0

SHORTSTOP	PCT	G	GS	INN	PO	A	E	TC	DP	TP
Andrus, E	.971	143	141	1246.1	161	337	15	513	61	0
Chapman, M	1.000	3	0	4.0	0	1	0	1	0	0
Harrison, J	.857	8	7	57.0	2	16	3	21	2	0
Kemp, T	1.000	1	0	2.0	0	2	0	2	0	0
Kozma, P	1.000	3	3	25.1	1	14	0	15	1	0
+Machin, V	.944	8	7	58.0	3	14	1	18	3	0
Pinder, C	1.000	8	4	40.1	8	9	0	17	5	0
LEFT FIELD	PCT	G	GS	INN	PO	A	E	TC	DP	TP
+Barrera, L	.000	2	1	9.0	0	0	0	0	0	0
+Bolt, S	1.000	6	1	20.0	5	0	0	5	0	0
(Oakland)	1.000	5	1	18.0	3	0	0	3	0	0
+Brown, S	1.000	19	10	98.0	28	0	0	28	0	0
Canha, M	.979	106	93	806.1	137	1	3	141	0	0
Davis, K	1.000	3	2	17.0	4	0	0	4	0	0
(Oakland)	1.000	1	0	1.0	1	0	0	1	0	0
Harrison, J	.952	19	15	122.0	20	0	1	21	0	0
(Oakland)	1.000	3	3	25.0	3	0	0	3	0	0
Kemp, T	1.000	49	37	336.2	69	1	0	70	0	0
Pinder, C	1.000	17	15	125.0	32	0	0	32	0	0
+Tom, K	1.000	1	1	8.0	2	0	0	2	0	0
+Wilson, J	1.000	1	1	6.0	3	0	0	3	0	0
CENTER FIELD	PCT	G	GS	INN	PO	A	E	TC	DP	TP
+Barrera, L	1.000	1	0	1.0	2	0	0	2	0	0
+Bolt, S	1.000	16	9	92.0	41	0	0	41	0	0
+Brown, S	1.000	4	2	20.0	10	1	0	11	1	0
Canha, M	1.000	23	21	187.2	54	2	0	56	0	0
Harrison, J	.667	2	2	10.0	2	0	1	3	0	0
(Oakland)	—	0	0	0.0	0	0	0	0	0	0
Laureano, R	.990	75	75	653.0	185	5	2	192	1	0
Marte, S	.990	119	117	1022.2	280	8	3	291	3	0
(Oakland)	.993	56	55	479.1	147	2	1	150	0	0
RIGHT FIELD	PCT	G	GS	INN	PO	A	E	TC	DP	TP
+Barrera, L	1.000	2	1	9.0	2	0	0	2	0	0
+Bolt, S	1.000	4	2	19.2	4	0	0	4	0	0
+Brown, S	.984	75	50	472.0	125	2	2	129	0	0
Canha, M	1.000	27	20	174.2	52	0	0	52	0	0
Harrison, J	.000	1	1	7.0	0	0	0	0	0	0
(Oakland)	—	0	0	0.0	0	0	0	0	0	0
Laureano, R	1.000	8	8	71.0	14	2	0	16	0	0
Pinder, C	.982	39	29	244.0	55	0	1	56	0	0
Piscotty, S	1.000	67	49	416.2	103	0	0	103	0	0
+Tom, K	1.000	4	3	26.0	6	0	0	6	0	0

DAY-BY-DAY RESULTS

DATE	G	OPP	W-L	SCORE	REC	POS	GA/GB	LEADER AND LEAD	WINNER	LOSER	SAVE	ATT.	CUM. ATT.
4/1	1	HOU	L	1-8	0-1	t4	-1	HOU/LAA/SEA	1 Greinke	Bassitt		10,436*	10,436
4/2	2	HOU	L	5-9	0-2	5	-2	HOU	1 Abreu	Luzardo		5,446	15,882
4/3	3	HOU	L	1-9	0-3	5	-3	HOU	1 McCullers	Irvin	Raley	5,803	21,685
4/4	4	HOU	L	2-9	0-4	5	-4	HOU	1 Bielak	Manaea		4,504	26,189
4/5	5	LAD	L	3-10	0-5	5	-4	HOU/LAA	— May	Montas		6,653	32,842
4/6	6	LAD	L	1-5	0-6	5	-5	HOU	1 Kershaw	Bassitt		7,672	40,514
4/7	7	LAD	W	4-3 (10)	1-6	5	-4½	HOU	1 Petit	Nelson		8,131	48,645
													(7 dates)
4/8	8	at HOU	L	2-6	1-7	5	-5½	HOU	1 Javier	Irvin		21,765	21,765
4/9	9	at HOU	W	6-2	2-7	5	-4½	HOU/LAA	— Petit	Abreu		21,768	43,533
4/10	10	at HOU	W	7-3	3-7	5	-3½	HOU/LAA	— Montas	Urquidy		21,760	65,293
4/11		OFF DAY						HOU/LAA	—				
4/12	11	at ARI	W	9-5	4-7	4	-3½	LAA	1 Bassitt	Bumgarner		8,768	74,061
4/13	12	at ARI	W	7-5	5-7	4	-2½	LAA	1 Petit	Swarzak	Trivino	7,010	81,071
													(5 dates)

DATE	G	OPP	W-L	SCORE	REC	POS	GA/ GB	LEADER AND LEAD	WINNER	LOSER	SAVE	ATT.	CUM. ATT.
4/14		OFF DAY				t4	-2	LAA	½				
4/15	13	DET	W	8-4	6-7	t4	-2	SEA	½	Manaea	Skubal	3,004	51,649
4/16	14	DET	W	3-0	7-7	3	-2	SEA	½	Montas	Ureña	4,538	56,187
4/17	15	DET	W	7-0	8-7	3	-1	LAA/SEA	–	Irvin	Mize	6,931	63,118
4/18	16	DET	W	3-2	9-7	3	-1	SEA	½	Trivino	Soto	6,917	70,035
4/19		MIN		PPD, Twins Covid-19		t2	-1½	SEA	1½				
4/20	17	MIN (1)	W	7-0 (7)	10-7					MANAEA	Shoemaker		
18		MIN (2)	W	1-0 (7)	11-7	t1	–	OAK/SEA	–	Luzardo	Berrios	3,322	73,357
4/21	19	MIN	W	13-12 (10)	12-7	1	+½	OAK	½	Guerra	Colome	3,405	76,762
													(13 dates)
4/22		OFF DAY				t1	–	OAK/SEA	–				
4/23	20	at BAL	W	3-1	13-7	1	+1	OAK	1	Irvin	López	7,574	88,645
4/24	21	at BAL	W	7-2	14-7	1	+1	OAK	1	Bassitt	LeBlanc	7,616	96,261
4/25	22	at BAL	L	1-8	14-8	1	+1	OAK	1	Means	Luzardo	8,107	104,368
4/26	23	at TB	W	2-1	15-8	1	+2	OAK	2	Manaea	Hill	2,981	107,349
4/27	24	at TB	L	3-4	15-9	1	+2	OAK	2	Springs	Montas	2,924	110,273
4/28	25	at TB	L	0-2	15-10	1	+1½	OAK	1½	Glasnow	Irvin	3,374	113,647
4/29	26	at TB	W	3-2	16-10	1	+2	OAK	2	Diekman	Castillo	3,737	117,384
													(12 dates)
4/30	27	BAL	L	2-3	16-11	1	+1	OAK	1	Means	Fiers	5,777	82,539
5/1	28	BAL	L	4-8	16-12	1	+½	OAK	½	Harvey	Luzardo	6,469	89,008
5/2	29	BAL	W	7-5	17-12	1	+1	OAK	1	Petit	Lakins	5,862	94,870
5/3	30	TOR	W	5-4	18-12	1	+2	OAK	2	Montas	Matz	2,944	97,814
5/4	31	TOR	W	4-1	19-12	1	+2	OAK	2	Irvin	Kay	2,970	100,784
5/5	32	TOR	L	4-9	19-13	1	+2	OAK	2	Romano	Trivino	2,893	103,677
5/6	33	TOR	L	4-10	19-14	1	+1½	OAK	1½	Ryu	Fiers	3,611	107,288
5/7	34	TB	W	2-1	20-14	1	+1½	OAK	1½	Diekman	Springs	5,058	112,346
5/8	35	TB	W	6-3	21-14	1	+2½	OAK	2½	Montas	Glasnow	7,707	120,053
5/9	36	TB	L	3-4	21-15	1	+2	OAK	2	Springs	Irvin	6,911	126,964
													(23 dates)
5/10		OFF DAY				1	+2½	OAK	2½				
5/11	37	at BOS	W	3-2	22-15	1	+2½	OAK	2½	Bassitt	Hernandez	9,264	126,648
5/12	38	at BOS	W	4-1	23-15	1	+2½	OAK	2½	Kaprielian	Rodriguez	9,272	135,920
5/13	39	at BOS	L	1-8	23-16	1	+1½	OAK	1½	Richards	Manaea	9,301	145,221
5/14	40	at MIN	W	6-1	24-16	1	+1½	OAK	1½	Montas	Shoemaker	9,778	154,999
5/15	41	at MIN	L	4-5	24-17	1	+½	OAK	½	Colomé	Diekman	12,212	167,211
5/16	42	at MIN	W	7-6	25-17	1	+½	OAK	½	Trivino	Rogers	10,270	177,481
													(18 dates)
5/17		OFF DAY				1	+½	OAK	½				
5/18	43	HOU	W	6-5	26-17	1	+1½	OAK	1½	Petit	Abreu	4,838	131,802
5/19	44	HOU	L	1-8	26-18	1	+½	OAK	½	Greinke	Montas	3,925	135,727
5/20	45	HOU	L	4-8	26-19	2	-½	HOU	½	Garcia	Irvin	4,562	140,289
													(26 dates)
5/21	46	at LAA	W	8-4	27-19	1	+½	OAK	½	Petit	Mayers	14,624	192,105
5/22	47	at LAA	W	6-2	28-19	1	+1½	OAK	1½	Bassitt	Sandoval	15,151	207,256
5/23	48	at LAA	L	5-6	28-20	1	+1½	OAK	1½	Iglesias	Guerra	15,154	222,410
													(21 dates)
5/24	49	SEA	L	2-4	28-21	1	+1	OAK	1	Kikuchi	Montas	3,019	143,308
5/25	50	SEA	L	3-4	28-22	1	+1	OAK	1	Sewald	Irvin	2,865	146,173
5/26	51	SEA	W	6-3	29-22	1	+1	OAK	1	Kaprielian	Dugger	3,571	149,744
5/27	52	LAA	W	5-0	30-22	1	+1½	OAK	1½	BASSITT	Slegers	5,487	155,231
5/28	53	LAA	W	3-1	31-22	1	+2½	OAK	2½	Petit	Ohtani	8,757	163,988
5/29	54	LAA	L	0-4	31-23	1	+2½	OAK	2½	Cobb	Montas	9,433	173,421
5/30	55	LAA	L	2-4	31-24	1	+1½	OAK	1½	Suarez	Irvin	10,029	183,450
													(33 dates)
5/31	56	at SEA	L	5-6 (10)	31-25	1	+½	OAK	½	Zamora	Trivino	11,112	233,522
6/1	57	at SEA	W	12-6	32-25	1	+½	OAK	½	Luzardo	Sewald	9,160	242,682
6/2	58	at SEA	W	6-0	33-25	1	+½	OAK	½	MANAEA	Flexen	9,588	252,270
6/3		OFF DAY				1	+1	OAK	1				
6/4	59	at COL	W	9-5	34-25	1	+1	OAK	1	Montas	Gray	26,790	279,060
6/5	60	at COL	W	6-3	35-25	1	+2	OAK	2	Irvin	Freeland	27,459	306,519
6/6	61	at COL	L	1-3	35-26	1	+1	OAK	1	Marquez	Kaprielian	23,716	330,235
													(27 dates)

DATE	G	OPP	W-L	SCORE	REC	POS	GA/GB	LEADER AND LEAD	WINNER	LOSER	SAVE	ATT.	CUM. ATT.
6/7		OFF DAY				1	+1	OAK	1				
6/8	62	ARI	W	5-2	36-26	1	+1	OAK	1	Bassitt	Duplantier	Trivino	3,695 187,145
6/9	63	ARI	W	4-0	37-26	1	+1	OAK	1	Manaea	Peacock		4,090 191,235
6/10	64	KC	L	1-6	37-27	1	+1	OAK	1	Minor	Montas		3,211 194,446
6/11	65	KC	W	4-3	38-27	1	+1	OAK	1	Trivino	Barlow		6,964 201,410
6/12	66	KC	W	11-2	39-27	1	+2	OAK	2	Kaprielian	Kowar		7,678 209,088
6/13	67	KC	W	6-3	40-27	1	+2	OAK	2	Bassitt	Bubic	Trivino	7,060 216,148
6/14	68	LAA	W	8-5	41-27	1	+2½	OAK	2½	Manaea	Bundy	Trivino	4,102 220,250
6/15	69	LAA	W	6-4	42-27	1	+2½	OAK	2½	Montas	Heaney	Petit	4,942 225,192
6/16	70	LAA	W	8-4	43-27	1	+2½	OAK	2½	Smith	Watson		6,228 231,420
(42 dates)													
6/17		OFF DAY				1	+2	OAK	2				
6/18	71	at NYY	W	5-3	44-27	1	+2	OAK	2	Kaprielian	Peralta	Trivino	24,037 354,272
6/19	72	at NYY	L	5-7	44-28	1	+1	OAK	1	Green	Luzardo	Chapman	23,985 378,257
6/20	73	at NYY	L	1-2	44-29	1	-	OAK/HOU	-	Loaisiga	Manaea	Chapman	27,807 406,064
6/21	74	at TEX	L	3-8	44-30	2	-1	HOU	1	Gibson	Montas		20,259 426,323
6/22	75	at TEX	W	13-6	45-30	2	-1	HOU	1	Irvin	Hearn		19,185 445,508
6/23	76	at TEX	L	3-5	45-31	2	-2	HOU	2	Martin	Petit	Rodriguez	21,829 467,337
6/24	77	at TEX	W	5-1	46-31	2	-2	HOU	2	Bassitt	Allard		20,432 487,769
6/25	78	at SF	L	0-2	46-32	2	-2½	HOU	2½	Cueto	Manaea	McGee	36,928 524,697
6/26	79	at SF	L	5-6 (10)	46-33	2	-3	HOU	3	McGee	Smith		33,168 557,865
6/27	80	at SF	W	6-2	47-33	2	-2	HOU	2	Irvin	Long		35,920 593,785
(37 dates)													
6/28		OFF DAY				2	-1½	HOU	1½				
6/29	81	TEX	L	4-5	47-34	2	-1½	HOU	1½	Foltynewicz	Kaprielian	Kennedy	4,739 236,159
6/30	82	TEX	W	3-1	48-34	2	-½	HOU	½	Bassitt	Allard	Trivino	4,320 240,479
7/1	83	TEX	L	3-8	48-35	2	-1½	HOU	1½	King	Manaea		5,182 245,661
7/2	84	BOS	L	2-3 (10)	48-36	2	-2½	HOU	2½	Barnes	Trivino	Ottavino	32,304 277,965
7/3	85	BOS	W	7-6 (12)	49-36	2	-2½	HOU	2½	Wendelken	Andriese		16,297 294,262
7/4	86	BOS	L	0-1	49-37	2	-3½	HOU	3½	Pivetta	Kaprielian	Barnes	13,070 307,332
(48 dates)													
7/5		OFF DAY				2	-3½	HOU	3½				
7/6	87	at HOU	L	6-9	49-38	2	-4½	HOU	4½	Abreu	Wendelken	Pressly	26,353 620,138
7/7	88	at HOU	L	3-4	49-39	2	-5½	HOU	5½	Taylor	Manaea	Pressly	21,150 641,288
7/8	89	at HOU	W	2-1	50-39	2	-4½	HOU	4½	Montas	McCullers Jr.	Diekman	29,243 670,531
7/9	90	at TEX	L	2-3	50-40	2	-4½	HOU	4½	Lyles	Irvin	Kennedy	29,619 700,150
7/10	91	at TEX	W	8-4 (11)	51-40	2	-3½	HOU	3½	Wendelken	Patton		30,030 730,180
7/11	92	at TEX	W	4-1	52-40	2	-3½	HOU	3½	Bassitt	Allard	Trivino	30,531 760,711
(43 dates)													
7/12-15		ALL-STAR BREAK				2	-3½	HOU	3½				
7/16	93	CLE	W	5-4	53-40	2	-3½	HOU	3½	Romo	Clase		12,361 319,693
7/17	94	CLE	L	2-3	53-41	2	-3½	HOU	3½	Quantrill	Montas	Karinchak	11,374 331,067
7/18	95	CLE	L	2-4	53-42	2	-3½	HOU	3½	Plesac	Bassitt	Shaw	8,572 339,639
7/19	96	LAA	W	4-1	54-42	2	-3½	HOU	3½	Irvin	Cishek	Trivino	14,856 354,495
7/20	97	LAA	W	6-0	55-42	2	-3½	HOU	3½	Kaprielian	Suarez		9,154 363,649
(53 dates)													
7/21		OFF DAY				2	-3	HOU	3				
7/22	98	at SEA	W	4-1	56-42	2	-2½	HOU	2½	Manaea	Flexen	Trivino	18,553 779,264
7/23	99	at SEA	L	3-4	56-43	2	-3½	HOU	3½	Seward	Diekman	Graveman	21,312 800,576
7/24	100	at SEA	L	4-5	56-44	2	-4½	HOU	4½	Graveman	Trivino		30,843 831,419
7/25	101	at SEA	L	3-4	56-45	2	-5½	HOU	5½	Gonzales	Irvin	Steckenrider	21,501 852,920
7/26		OFF DAY				2	-5	HOU	5				
7/27	102	at SD	L	4-7	56-46	2	-6	HOU	6	Paddock	Kaprielian	Melancon	40,162* 893,082
7/28	103	at SD	W	10-4	57-46	2	-6	HOU	6	Manaea	Snell		35,351 928,433
7/29	104	at LAA	W	4-0	58-46	2	-5½	HOU	5½	Montas	Bundy		18,631 947,064
7/30	105	at LAA	W	2-0	59-46	2	-5½	HOU	5½	Bassitt	Sandoval	Trivino	28,861 975,925
7/31	106	at LAA	L	0-1	59-47	2	-5½	HOU	5½	Barria	Irvin	Iglesias	23,207 999,132
8/1	107	at LAA	W	8-3	60-47	2	-4½	HOU	4½	Jefferies	Detmers		21,597 1,020,729
(53 dates)													
8/2		OFF DAY				2	-4½	HOU	4½				
8/3	108	SD	L	1-8	60-48	2	-5½	HOU	5½	Snell	Manaea		11,985 375,634
8/4	109	SD	W	5-4 (10)	61-48	2	-4½	HOU	4½	Trivino	Hill		10,648 386,282
8/5		OFF DAY				2	-4	HOU	4				
8/6	110	TEX	W	4-1 (11)	62-48	2	-3	HOU	3	Petit	Herget		9,022 395,304
8/7	111	TEX	W	12-3	63-48	2	-3	HOU	3	Irvin	Anderson		10,082 405,386
8/8	112	TEX	W	6-3	64-48	2	-2	HOU	2	Kaprielian	Lyles	Trivino	9,548 414,934
(58 dates)													

DATE	G	OPP	W-L	SCORE	REC	POS	GA/ GB	LEADER AND LEAD	WINNER	LOSER	SAVE	ATT.	CUM. ATT.	
8/9		OFF DAY					2 -2	HOU	2					
8/10	113	at CLE	W	4-3 (10)	65-48	2	-2	HOU	2	Trivino	Wittgren	Chafin	13,041	1,033,770
8/11	114	at CLE	W	6-3	66-48	2	-2	HOU	2	Diekman	Sandlin	Trivino	13,560	1,047,330
8/12	115	at CLE	W	17-0	67-48	2	-1%	HOU	1%	Bassitt	Morgan		16,559	1,063,889
8/13	116	at TEX	L	6-8	67-49	2	-2%	HOU	2%	Santana	Irvin	Barlow	26,761	1,090,650
8/14	117	at TEX	W	8-3	68-49	2	-2%	HOU	2%	Chafin	Lyles		31,904	1,122,554
8/15	118	at TEX	L	4-7	68-50	2	-2%	HOU	2%	Allard	Manaea	Barlow	24,990	1,147,544
8/16	119	at CWS	L	2-5	68-51	2	-2%	HOU	2%	Keuchel	Montas	Hendriks	19,410	1,166,954
8/17	120	at CWS	L	0-9	68-52	2	-2%	HOU	2%	López	Bassitt		21,025	1,187,979
8/18	121	at CWS	L	2-3	68-53	2	-2%	HOU	2%	Crochet	Blackburn	Hendriks	22,780	1,210,759
8/19	122	at CWS	W	5-4	69-53	2	-2%	HOU	2%	Irvin	Kopech	Trivino	23,853	1,234,612
														(63 dates)
8/20	123	SF	W	4-1	70-53	2	-2%	HOU	2%	Kaprielian	Wood	Trivino	40,133	455,067
8/21	124	SF	L	5-6	70-54	2	-3%	HOU	3%	Rogers	Trivino	McGee	36,230	491,297
8/22	125	SF	L	1-2	70-55	2	-3%	HOU	3%	Leone	Puk	McGee	30,345	521,642
8/23	126	SEA	L	3-5	70-56	2	-3%	HOU	3%	Misiewicz	Trivino	Sewald	4,140	525,782
8/24	127	SEA	L	1-5	70-57	2	-4%	HOU	4%	Flexen	Irvin	Steckenrider	4,508	530,290
8/25		OFF DAY					2 -5	HOU	5					
8/26	128	NY Yankees	L	6-7	70-58	2	-5%	HOU	5%	Loaisiga	Trivino	Chapman	8,147	538,437
8/27	129	NY Yankees	L	2-8	70-59	2	-6%	HOU	6%	Cole	Manaea		22,463	560,900
8/28	130	NY Yankees	W	3-2	71-59	2	-6%	HOU	6%	Montas	Cortes	Romo	18,337	579,237
8/29	131	NY Yankees	W	3-1	72-59	2	-5%	HOU	5%	Guerra	Green	Chafin	18,468	597,705
														(67 dates)
8/30		OFF DAY				2	-6	HOU	6					
8/31	132	at DET	W	9-3	73-59	2	-5	HOU	5	Guerra	Skubal		13,853	1,248,465
9/1	133	at DET	L	6-8	73-60	2	-5	HOU	5	Jiménez	Puk	Soto	12,593	1,261,058
9/2	134	at DET	W	8-6	74-60	2	-4%	HOU	4%	Montas	Manning	Romo	11,623	1,272,681
9/3	135	at TOR	L	10-11	74-61	2	-5%	HOU	5%	Romano	Romo		14,843	1,287,524
9/4	136	at TOR	L	8-10	74-62	t2	-5%	HOU	5%	Berrios	Blackburn		14,947	1,302,471
9/5	137	at TOR	L	0-8	74-63	3	-5%	HOU	4%	Ray	Irvin		14,988	1,317,459
														(69 dates)
9/6		OFF DAY				3	-6	HOU	5%					
9/7	138	CWS	L	3-6	74-64	3	-7	HOU	6%	Lambert	Puk	Hendriks	4,556	602,261
9/8	139	CWS	W	5-1	75-64	3	-6	HOU	5%	Montas	Keuchel		8,147	610,408
9/9	140	CWS	W	3-1	76-64	t2	-5%	HOU	5%	Manaea	Lopez	Chafin	5,078	615,486
9/10	141	TEX	W	10-5	77-64	t2	-5%	HOU	5%	Guerra	Otto		7,157	622,643
9/11	142	TEX	L	6-8	77-65	t2	-5%	HOU	5%	Martin	Chafin	Barlow	7,945	630,588
9/12	143	TEX	L	3-4	77-66	t2	-6%	HOU	6%	Hearn	Kaprielian	Barlow	6,983	637,571
														(73 dates)
9/13		OFF DAY				3	-7	HOU	6%					
9/14	144	at KC	L	7-10	77-67	3	-7	HOU	6%	Brentz	Petit	Barlow	10,254	1,327,713
9/15	145	at KC	W	12-10	78-67	2	-7	HOU	7	Manaea	Hernández	Chafin	11,056	1,338,769
9/16	146	at KC	W	7-2	79-67	2	-7	HOU	7	Blackburn	Lynch		11,729	1,350,498
9/17	147	at LAA	W	5-4	80-67	2	-7	HOU	7	Irvin	Marte	Romo	18,918	1,369,416
9/18	148	at LAA	W	3-1	81-67	2	-6	HOU	6	Kaprielian	Suarez	Chafin	27,150	1,396,566
9/19	149	at LAA	W	3-2 (10)	82-67	2	-6	HOU	6	Trivino	Iglesias		22,456	1,419,022
														(75 dates)
9/20	150	SEA	L	2-4	82-68	2	-7	HOU	7	Anderson	Manaea	Sewald	4,068	641,639
9/21	151	SEA	L	2-5	82-69	t2	-8	HOU	8	Gonzales	Blackburn	Steckenrider	4,246	645,885
9/22	152	SEA	L	1-4	82-70	3	-9	HOU	8	Flexen	Irvin	Steckenrider	4,149	650,034
9/23	153	SEA	L	5-6	82-71	3	-9	HOU	7	Smith	Diekman	Sewald	4,966	655,000
9/24	154	HOU	W	14-2	83-71	3	-8	HOU	6	Montas	Bielak		21,105	676,105
9/25	155	HOU	W	2-1	84-71	3	-7	HOU	6	Chafin	Pressly		13,037	689,142
9/26	156	HOU	W	4-3	85-71	3	-6	HOU	5	Trivino	Stanek		12,288	701,430
														(80 dates)
9/27	157	at SEA	L	4-13	85-72	3	-6%	HOU	4%	Flexen	Irvin		11,169	1,430,191
9/28	158	at SEA	L	2-4	85-73	3	-7%	HOU	4%	Misiewicz	Petit	Steckenrider	12,635	1,442,826
9/29	159	at SEA	L	2-4	85-74	3	-7%	HOU	3%	Castillo	Chafin	Steckenrider	17,366	1,460,192
9/30		OFF DAY					3 -8	HOU	4					
10/1	160	at HOU	W	8-6	86-74	3	-7	HOU	4	Manaea	Valdez	Trivino	26,762	1,486,954
10/2	161	at HOU	L	4-10	86-75	3	-8	HOU	4	Maton	Blackburn		29,208	1,516,162
10/3	162	at HOU	L	6-7	86-76	3	-9	HOU	5	Taylor	Trivino		29,752	1,545,914
														(81 dates)

* indicates sellout. CAPS indicates complete game. Coliseum capacity was 12,188 from April 1-June 16.

WILD CARD DAY-BY-DAY

DATE	POS	GB	WC1	WC2	DATE	POS	GB	WC1	WC2	DATE	POS	GB	WC1	WC2
7/12-15	2	+3½	TB	OAK	8/13	1	+3½	OAK	BOS	9/11	t4	-2	BOS	NY/TOR
7/16	2	+3½	TB	OAK	8/14	1	+3½	OAK	BOS	9/12	t4	-3	TOR/BOS	—
7/17	2	+3½	TB	OAK	8/15	t1	+2½	OAK/BOS	—	9/13	5	-2½	TOR	NY/BOS
7/18	2	+2½	TB	OAK	8/16	2	+1½	BOS	OAK	9/14	5	-3½	NY/TOR/BOS	—
7/19	2	+3	TB	OAK	8/17	t1	—	OAK/BOS/NYY	—	9/15	4	-3½	NY/TOR/BOS	—
7/20	2	+3	TB	OAK	8/18	t2	—	NY	OAK/BOS	9/16	4	-3	TOR/BOS	—
7/21	2	+3½	TB	OAK	8/19	2	+½	NY	OAK	9/17	4	-2½	BOS	NY
7/22	2	+4½	TB	OAK	8/20	2	+½	NY	OAK	9/18	4	-2	BOS	TOR
7/23	2	+3½	TB	OAK	8/21	2	+½	NY	OAK	9/19	4	-2	BOS	TOR
7/24	2	+2½	BOSorTB	OAK	8/22	t2	—	NY	OAK/BOS	9/20	4	-2	BOS	TOR
7/25	2	+1½	TB	OAK	8/23	3	-1	NY	BOS	9/21	t4	-3	BOS	TOR
7/26	2	+1	TB	OAK	8/24	3	-2	NY	BOS	9/22	5	-3½	BOS	NY
7/27	2	+1	TB	OAK	8/25	3	-1½	NY	BOS	9/23	5	-4	BOS	NY
7/28	2	+2	TB	OAK	8/26	3	-2½	NY	BOS	9/24	5	-4	BOS	NY
7/29	2	+2½	TB	OAK	8/27	3	-3½	NY	BOS	9/25	5	-4	BOS/NYY	—
7/30	2	+2½	TB	OAK	8/28	3	-3½	NY	BOS	9/26	5	-3	NY	BOS
7/31	2	+2½	BOS	OAK	8/29	3	-2½	NY	BOS	9/27	5	-3½	NY	BOS
8/1	2	+2½	BOS	OAK	8/30	3	-2	NY	BOS	9/28	5	-3½	NY	BOS
8/2	2	+3	BOS	OAK	8/31	3	-1	NY	BOS	9/29	5	-4½	NY	BOS
8/3	2	+2	BOS	OAK	9/1	3	-2	NY	BOS	9/30	5	-4	NY	BOS/SEA
8/4	2	+2	BOS	OAK	9/2	3	-2	NY	BOS	10/1	5	-4	NY	BOS
8/5	2	+1½	BOS	OAK	9/3	3	-3	NY	BOS	10/2	5	-5	BOS/NYY	—
8/6	2	+1½	BOS	OAK	9/4	t3	-4	NY	BOS	10/3	5	-6	BOS/NYY	—
8/7	2	+1½	BOS	OAK	9/5	t4	-4	NY	BOS					
8/8	t1	+2½	OAK/BOS	—	9/6	5	-3½	NY	BOS					
8/9	t1	+2	OAK/BOS	—	9/7	5	-3½	NY	BOS					
8/10	1	+3	OAK	BOS	9/8	5	-3	BOS	NY					
8/11	1	+3	OAK	BOS	9/9	t4	-2	BOS	NY					
8/12	1	+4	OAK	BOS	9/10	t4	-1	BOS	NY					

POS indicates A's rank among all non-division leaders. GB indicates A's games behind second wild card team or games ahead of third best non-division leader.

MISCELLANEOUS STATS

Multiple Hit Games

PLAYER	2	3	4	5	TOT
Andrus	22	5	1	0	28
Bolt	1	0	0	0	1
Brown	10	2	0	0	12
Canha	24	4	0	0	28
Chapman	16	7	0	0	23
Davis	2	0	0	0	2
Garcia	3	0	0	0	3
Gomes	7	0	0	0	7
Harrison	7	3	1	0	11
Kemp	15	4	1	0	20
Laureano	13	5	1	0	19
Lowrie	25	7	0	0	32
Manaea	1	0	0	0	1
Marte	14	5	2	0	21
Moreland	9	0	0	0	9
Murphy	17	2	0	0	19
Olson	32	6	3	0	41
Pinder	8	3	0	0	11
Piscotty	5	1	0	0	6

Multiple RBI Games

PLAYER	2	3	4	5	6	TOT
Andrus	7	0	0	0	0	7
Brown	8	4	0	0	0	12
Canha	12	2	1	0	0	15
Chapman	7	7	0	0	0	14
Garcia	2	0	0	0	0	2
Gomes	2	1	1	0	0	4
Harrison	7	1	0	0	0	8
Kemp	3	2	0	1	0	6
Laureano	6	2	0	0	0	8
Lowrie	11	6	0	0	0	17
Marte	1	2	1	0	0	4
Moreland	5	1	0	0	0	6
Murphy	13	1	0	0	0	14
Olson	19	5	4	0	0	28
Pinder	3	1	1	0	0	5
Piscotty	4	0	0	0	0	4
Schwindel	1	0	0	0	0	1

Game Tying/Go Ahead RBI

PLAYER	GT	GA	TOT
Andrus	4	7	11
Bolt	1	0	1
Brown	5	11	16
Canha	4	11	15
Chapman	6	21	27
Davis	1	1	2
Garcia	0	1	1
Gomes	1	3	4
Harrison	3	2	5
Kemp	1	13	14
Laureano	2	11	13
Lowrie	8	19	27
Machin	1	0	1
Marte	0	6	6
Moreland	3	9	12
Murphy	6	10	16
Olson	9	31	40
Pinder	1	5	6
Piscotty	0	3	3

CLUB STATISTICS

	Home		Road		Totals	
	W	L	W	L	W	L
AL West						
vs. Houston Astros	4	6	4	5	8	11
vs. Los Angeles Angels	7	2	8	2	15	4
vs. Seattle Mariners	1	8	3	7	4	15
vs. Texas Rangers	5	4	5	5	10	9
Totals	17	20	20	19	37	39

	Home		Road		Totals	
	W	L	W	L	W	L
AL Central						
vs. Chicago White Sox	2	1	1	3	3	4
vs. Cleveland Indians	1	2	3	0	4	2
vs. Detroit Tigers	4	0	2	1	6	1
vs. Kansas City Royals	3	1	2	1	5	2
vs. Minnesota Twins	3	0	2	1	5	1
Totals	13	4	10	6	23	10

	Home		Road		Totals	
	W	L	W	L	W	L
AL East						
vs. Baltimore Orioles	1	2	2	1	3	3
vs. Boston Red Sox	1	2	2	1	3	3
vs. New York Yankees	2	2	1	2	3	4
vs. Tampa Bay Rays	2	1	2	2	4	3
vs. Toronto Blue Jays	2	2	0	3	2	5
Totals	8	9	7	9	15	18
Totals vs. A.L.	38	33	37	34	75	67

	W	L	W	L	W	L
NL						
vs. Arizona Diamondbacks	2	0	2	0	4	0
vs. Colorado Rockies	0	0	2	1	2	1
vs. Los Angeles Dodgers	1	2	0	0	1	2
vs. San Diego Padres	1	1	1	1	2	2
vs. San Francisco Giants	1	2	1	2	2	4
Totals	5	5	6	4	11	9
Overall Totals	43	38	43	38	86	76

	Home		Road		Totals	
	W	L	W	L	W	L
Shutouts	7	2	4	5	11	7
SHO - Individual	2	0	1	0	3	0
Extra Innings	5	1	3	2	8	3
One-Run Decisions	14	12	9	15	23	27
Two-Run Decisions	6	6	8	10	14	16
vs. LH Starters	16	16	21	10	37	26
vs. RH Starters	27	22	22	28	49	50
Grass Fields	43	38	34	28	77	66
Artificial Fields	0	0	0	0	0	0
Day Games	22	18	16	13	38	31
Night Games	21	20	27	25	48	45

	Oak	Opp.
Double Plays	116	122
Triple Plays	0	1
Left On Base	1084	1089
Solo HR	138	111
Two-Run HR	44	51
Three-Run HR	15	28
Grand Slam HR	2	1
Home Runs (Home)	87	91
Home Runs (Away)	112	100

HIGHS AND LOWS

CLUB

Longest Winning Streak.....	13, April 9 to 24
Longest Winning Streak, Home	8, April 7 to 21
Longest Winning Streak, Road	6, April 9 to 24
Longest Losing Streak.....	6, August 21 to 27
.....	6, April 1 to 6
Longest Losing Streak, Home	6, September 11 to 23
.....	6, August 21 to 27
.....	6, April 1 to 6
Longest Losing Streak, Road	September 3 to 14
.....	4, August 15 to 18
.....	4, July 23 to 27
Most Runs, Game, A's	17, August 12 at Cleveland
Most Runs, Game, Opponents	13, September 27 at Seattle
Most Runs, Inning, A's	7, August 7 vs. Texas (3rd)
Most Runs, Inning, Opponents	6, September 3 at Toronto (8th)
.....	6, May 1 vs. Baltimore (3rd)
Largest Margin, Victory	17, August 12 at Cleveland (17-0)
Largest Margin, Loss	9, September 27 at Seattle (4-13)
.....	9, August 17 at Chicago-AL (0-9)
Most Hits, Game, A's	18, September 15 at Kansas City
Most Hits, Game, Opponents.....	18, April 21 vs. Minnesota

Most Hits, Inning, A's	6, August 7 vs. Texas (3rd)
.....	6, June 16 vs. Los Angeles-AL (6th)
Most Hits, Inning, Opponents	5 (10 times), last: September 7 vs. Chicago-AL (5th)
Most Home Runs, Game, A's	5, August 14 at Texas
Most Home Runs, Game, Opponents	4 (seven times), last: October 3 at Houston
Most Doubles, Game, A's	5 (four times), last: June 4 at Colorado
Most Doubles, Game, Opponents	4 (eight times), last: September 20 vs. Seattle
Most Triples, Game, A's	1 (19 times), last: October 2 at Houston
Most Triples, Game, Opponents	2, September 21 vs. Seattle
Most Stolen Bases, Game, A's	4, August 3 vs. San Diego
.....	4, April 20 vs. Minnesota G#1
Most Stolen Bases, Game, Opponents	3 (four times), last: September 12 vs. Texas
Most Strikeouts, A's Pitchers	15, July 22 at Seattle
.....	15, June 20 at New York (AL)
Most Strikeouts, Opponents Pitchers	18, July 23 at Seattle
Most Walks, A's Pitchers	9, July 10 at Texas
Most Walks, Opponents Pitchers	12, April 15 vs. Detroit
Fewest Hits Allowed, A's Pitchers	2 (four times), last: September 24 vs. Houston
Fewest Hits Allowed, Opponents Pitchers	2, September 5 at Toronto
Most Left on Base, Nine Inning Game	14, July 22 at Seattle
.....	14, April 15 vs. Detroit
Most Left on Base, Extra Inning Game	17, July 3 vs. Boston (12)
Fewest Left on Base, Game	1, September 12 vs. Texas
Most Errors, Game	3, September 17 at Los Angeles (AL)
.....	3, August 13 at Texas
Largest Comeback in Win	5, April 13 at Arizona
Largest Lead Surrendered in Loss	6, September 14 at Kansas City
.....	6, September 3 at Toronto

INDIVIDUAL

Grand Slams	Chad Pinder, September 24 vs. Houston (Brooks Raley)
.....	Matt Olson, April 20 vs. Minnesota G#1 (Jorge Alcalá)
Pinch Hit Home Runs	Khrist Davis, October 3 at Houston (Blake Taylor)
.....	Chad Pinder, September 24 vs. Houston (Brooks Raley)
.....	Seth Brown, July 25 at Seattle (Casey Sadler)
.....	Mark Canha, May 14 at Minnesota (Derek Law)
.....	Chad Pinder, April 2 vs. Houston (Brooks Raley)
Lead Off Home Runs	Mark Canha, May 20 vs. Houston (Luis Garcia)
.....	Mark Canha, May 6 vs. Toronto (Hyun-Jin Ryu)
Inside-The-Park Home Runs	None
Game Ending Home Runs	Starling Marte, August 6 vs. Texas (Jimmy Herget)
.....	Jed Lowrie, July 16 vs. Cleveland (Emmanuel Clase)
.....	Seth Brown, May 7 vs. Tampa Bay (Jeffrey Springs)
Back-to-Back Home Runs	Jed Lowrie and Mark Canha, September 2 at Detroit
.....	Matt Chapman and Sean Murphy, August 26 vs. New York (AL)
.....	Mitch Moreland and Matt Chapman, August 14 at Texas
.....	Jed Lowrie and Sean Murphy, July 11 at Texas
.....	Sean Murphy and Seth Brown, July 10 at Texas
.....	Aramis Garcia and Mark Canha, April 17 vs. Detroit
Longest Hitting Streak	16, Matt Chapman, June 11 to 29
Most Runs, Game	3 (15 times), last: Starling Marte, September 24 vs. Houston
Most Hits, Game	4 (nine times), last: Tony Kemp, October 2 at Houston
Most Doubles, Game	2 (13 times), last: Jed Lowrie, September 1 at Detroit
Most Triples, Game	1 (19 times), last: Starling Marte, October 2 at Houston
Most Home Runs, Game	2 (nine times), last: Seth Brown, October 3 at Houston
Most Runs Batted In, Game	5, Tony Kemp, June 1 at Seattle
Most Walks, Game	5, Matt Chapman, August 12 at Cleveland
Most Strikeouts, Game	5, Matt Chapman, September 24 vs. Houston
Most Stolen Bases, Game	3, Starling Marte, August 1 at Los Angeles (AL)
Longest Winning Streak	10, Chris Bassitt, April 12 to July 11
Longest Losing Streak	4, Sean Manaea, June 20 to July 7
.....	4, Cole Irvin, May 9 to 30
Most Strikeouts, Game	13, Sean Manaea, July 22 at Seattle
Most Walks, Game	5, Chris Bassitt, April 12 at Arizona

Most Innings, Game, Starter	9.0, Sean Manaea, June 2 at Seattle
.....	9.0, Chris Bassitt, May 27 vs. Los Angeles (AL)
Most Innings, Game, Reliever.....	3.1 (five times), last: James Kaprielian, October 2 at Houston
Low Hit Complete Game	2, Chris Bassitt, May 27 vs. Los Angeles (AL)
Most Consecutive Scoreless Innings.....	18.0, Frankie Montas, August 22 to September 2
Most Consecutive Batters Retired.....	19, Sean Manaea, May 2 to 7

GENERAL

Longest Game, Innings	12, July 3 vs. Boston
Longest Game, Time, Nine Innings	4:02, September 15 at Kansas City
Longest Game, Time, Extra Innings	4:24, July 3 vs. Boston (12)
Shortest Game, Time.....	2:08, April 20 vs. Minnesota G#2 (7 inn.)
Shortest Game, Time, Nine Innings.....	2:18, May 4 vs. Toronto
Largest Crowd, Home.....	40,133, August 20 vs. San Francisco
Smallest Crowd, Home	2,865, May 25 vs. Seattle
Largest Crowd, Road.....	40,162, July 27 at San Diego
Smallest Crowd, Road.....	2,924, April 27 at Tampa Bay
Postponement, Home	April 19 vs. Minnesota (Twins Covid-19)
Postponement, Road	None

BATTING WITH RISP

PLAYER	AVG	AB	H	TB	2B	3B	HR	RBI	SAC	SF	HBP	BB	IBB	SO	GIDP	OBP	SLG	OPS
Andrus, E	.221	113	25	29	4	0	0	34	3	4	2	9	2	16	4	.281	.257	.538
Bassitt, C	.000	1	0	0	0	0	0	0	0	0	0	0	0	1	0	.000	.000	.000
Bolt, S	.154	13	2	3	1	0	0	3	1	0	0	1	0	5	0	.214	.231	.445
Brown, S	.153	72	11	18	1	0	2	19	0	2	1	9	2	24	0	.250	.250	.500
Canha, M	.293	116	34	44	2	1	2	40	0	2	5	20	0	23	4	.413	.379	.792
Chapman, M	.228	123	28	42	6	1	2	43	0	9	0	23	0	48	4	.329	.341	.670
Davis, K	.364	11	4	6	2	0	0	4	0	0	0	0	0	2	0	.364	.545	.909
Diekman, J	.000	1	0	0	0	0	0	0	0	0	0	0	0	1	0	.000	.000	.000
Garcia, A	.231	13	3	3	0	0	0	3	0	0	0	0	0	7	0	.231	.231	.462
Gomes, Y	.214	28	6	11	2	0	1	11	0	1	0	2	0	9	2	.258	.393	.651
Harrison, J	.220	50	11	12	1	0	0	18	0	2	1	1	0	7	3	.241	.240	.481
Irvin, C	.000	1	0	0	0	0	0	1	1	0	0	0	0	0	0	.000	.000	.000
Kemp, T	.304	69	21	34	2	1	3	29	3	5	1	15	0	12	1	.411	.493	.904
Kozma, P	.000	3	0	0	0	0	0	0	0	0	0	0	0	1	0	.000	.000	.000
Laureano, R	.256	78	20	32	6	0	2	21	0	1	3	9	0	19	2	.352	.410	.762
Lowrie, J	.342	120	41	63	10	0	4	57	0	4	1	18	1	29	2	.420	.525	.945
Machín, V	.000	3	0	0	0	0	0	1	1	0	0	2	0	0	0	.400	.000	.400
Manaea, S	.000	1	0	0	0	0	0	0	0	0	0	0	0	0	0	.000	.000	.000
Marte, S	.333	63	21	32	6	1	1	23	0	1	1	2	0	11	1	.358	.508	.866
Montas, F	.000	1	0	0	0	0	0	0	0	0	0	0	0	1	0	.000	.000	.000
Moreland, M	.222	54	12	16	1	0	1	18	0	3	0	5	0	13	3	.274	.296	.570
Murphy, S	.293	75	22	34	12	0	0	33	0	3	1	15	0	23	0	.404	.453	.858
Olson, M	.261	153	40	81	11	0	10	78	0	11	4	35	12	36	5	.389	.529	.919
Pinder, C	.212	52	11	19	2	0	2	19	0	1	1	3	0	18	1	.263	.365	.628
Piscotty, S	.281	32	9	16	1	0	2	11	0	0	0	3	0	10	0	.343	.500	.843
Schwindel, F	.250	4	1	1	0	0	0	0	0	0	0	0	0	2	0	.250	.250	.500
Tom, K	.500	2	1	1	0	0	0	1	0	0	0	0	0	0	0	.500	.500	1.000
Wilson, J	.000	1	0	0	0	0	0	0	0	0	0	0	0	0	0	.000	.000	.000
OAKLAND	.258	1253	323	497	70	4	32	467	9	49	21	172	17	318	32	.345	.397	.742
OPPONENTS	.244	1225	299	495	53	7	43	446	10	29	14	111	11	285	28	.307	.404	.712

BATTING WITH THE BASES LOADED

PLAYER	AVG	AB	H	TB	2B	3B	HR	RBI	SAC	SF	HBP	BB	IBB	SO	GIDP	OBP	SLG	OPS
Andrus, E	.250	12	3	3	0	0	0	9	0	1	1	2	0	1	1	.375	.250	.625
Bolt, S	.000	0	0	0	0	0	0	1	0	0	0	1	0	0	0	1.000	.000	1.000
Brown, S	.000	5	0	0	0	0	0	3	0	2	0	0	0	1	0	.000	.000	.000
Canha, M	.273	11	3	4	1	0	0	8	0	1	0	1	0	1	0	.308	.364	.671
Chapman, M	.400	10	4	6	2	0	0	8	0	1	0	1	0	3	1	.417	.600	1.017
Davis, K	.000	1	0	0	0	0	0	0	0	0	0	0	0	1	0	.000	.000	.000
Garcia, A	.000	2	0	0	0	0	0	0	0	0	0	0	0	2	0	.000	.000	.000
Gomes, Y	.000	2	0	0	0	0	0	0	0	0	0	0	0	1	0	.000	.000	.000
Harrison, J	.375	8	3	3	0	0	0	6	0	1	0	0	0	2	2	.333	.375	.708
Kemp, T	.300	10	3	3	0	0	0	5	0	1	0	1	0	4	0	.333	.300	.633
Laureano, R	.250	4	1	1	0	0	0	2	0	0	0	1	0	0	1	.400	.250	.650
Lowrie, J	.167	12	2	2	0	0	0	7	0	1	0	1	0	3	1	.214	.167	.381
Machin, V	.000	1	0	0	0	0	0	1	0	0	0	0	0	0	0	.000	.000	.000
Marte, S	.444	9	4	5	1	0	0	6	0	1	0	0	0	1	0	.500	.556	1.056
Moreland, M	.000	3	0	0	0	0	0	1	0	0	0	1	0	1	1	.250	.000	.250
Murphy, S	.333	6	2	3	1	0	0	7	0	1	0	2	0	2	0	.444	.500	.944
Olson, M	.400	15	6	10	1	0	1	21	0	4	0	1	0	2	1	.350	.667	1.017
Pinder, C	.333	9	3	6	0	0	1	7	0	0	0	0	0	3	0	.333	.667	1.000
Piscotty, S	.000	4	0	0	0	0	0	0	0	0	0	0	0	2	0	.000	.000	.000
Tom, K	.000	1	0	0	0	0	0	0	0	0	0	0	0	0	0	.000	.000	.000
OAKLAND	.272	125	34	46	6	0	2	92	0	13	2	12	0	30	8	.316	.368	.684
OPPONENTS	.235	98	23	30	4	0	1	62	0	8	0	4	0	28	2	.245	.306	.552

DESIGNATED HITTING STATISTICS

Player	AVG	G	AB	R	H	TB	2B	3B	HR	RBI	SAC	SF	HBP	BB	IBB	SO	SB	CS	DP	OBP	SLG	OPS
Bolt, S	.000	1	1		0	0	0	0	0	0	0	0	0	0	0	0			0	.000	.000	.000
Brown, S	.176	6	17		3	10	1	0	2	2	0	0	0	1	0	6			0	.222	.588	.810
Canha, M	.118	6	17		2	2	0	0	0	1	0	1	2	3	0	7			1	.304	.118	.422
Davis, K	.227	17	44		10	13	3	0	0	2	0	0	2	0	12				0	.261	.295	.556
Garcia, A	.000	1	2		0	0	0	0	0	0	0	0	1	0	0	0			1	.333	.000	.333
Gomes, Y	.077	6	13		1	2	1	0	0	1	0	0	0	1	0	5			1	.143	.154	.297
Laureano, R	.316	5	19		6	11	2	0	1	4	0	0	0	1	0	3			1	.350	.579	.929
Lowrie, J	.207	50	174		36	60	9	0	5	24	0	3	1	22	1	51			4	.295	.345	.640
Moreland, M	.222	56	185		41	80	10	1	9	25	0	3	2	18	0	49			4	.293	.432	.726
Murphy, S	.143	5	14		2	3	1	0	0	2	0	0	0	3	0	3			0	.294	.214	.508
Olson, M	.063	4	16		1	1	0	0	0	0	0	0	0	0	0	5			1	.063	.063	.125
Pinder, C	.200	2	5		1	2	1	0	0	0	0	0	0	0	0	2			0	.200	.400	.600
Piscotty, S	.200	2	5		1	4	0	0	1	1	0	0	0	0	0	1			0	.200	.800	1.000
Schwindel, F	.188	5	16		3	7	1	0	1	3	0	0	0	0	0	5			0	.188	.438	.625
Tom, K	.000	1	1		0	0	0	0	0	0	0	0	0	0	0	0			0	.000	.000	.000
OAKLAND	.202	152	529		107	195	29	1	19	65	0	7	6	51	1	149			13	.277	.369	.645

PINCH HITTING STATISTICS

Player	AVG	G	AB	R	H	TB	2B	3B	HR	RBI	SAC	SF	HBP	BB	IBB	SO	SB	CS	DP	OBP	SLG	OPS
Allen, A	.500	2	2	1	1	0	0	0	0	0	0	0	0	0	0	0	0	0	0	.500	.500	1.000
Andrus, E	.000	2	2	0	0	0	0	0	0	0	0	0	0	0	0	0	0	0	0	.000	.000	.000
Barrera, L	.000	1	1	0	0	0	0	0	0	0	0	0	0	0	0	0	0	0	0	.000	.000	.000
Bolt, S	.000	4	3	0	0	0	0	0	0	1	0	0	0	0	0	0	1	0	0	.000	.000	.000
Brown, S	.222	29	27	6	10	1	0	1	6	0	1	0	1	0	1	0	8	0	0	.241	.370	.612
Canha, M	.500	2	2	1	4	0	0	1	1	0	0	0	0	0	0	0	0	0	0	.500	2.000	2.500
Chapman, M	.000	1	1	0	0	0	0	0	0	0	0	0	0	0	0	0	1	0	0	.000	.000	.000
Davis, K	.500	6	6	3	7	1	0	1	3	0	0	0	0	0	0	2	0	0	0	.500	1.167	1.667
Garcia, A	1.000	1	1	1	1	0	0	0	0	0	0	0	0	0	0	0	0	0	0	1.000	1.000	2.000
Gomes, Y	.143	7	7	1	1	0	0	0	1	0	0	0	0	0	0	2	0	0	0	.143	.143	.286
Harrison, J	.000	1	1	0	0	0	0	0	0	0	0	0	0	0	0	1	0	0	0	.000	.000	.000
Kemp, T	.231	16	13	3	4	1	0	0	1	0	1	0	2	0	3	0	0	0	0	.313	.308	.620
Laureano, R	.000	1	1	0	0	0	0	0	0	0	0	0	0	0	0	1	0	0	0	.000	.000	.000
Lowrie, J	.190	21	21	4	6	2	0	0	1	0	0	0	0	0	0	5	0	0	0	.190	.286	.476
Machin, V	.000	2	2	0	0	0	0	0	0	0	0	0	0	0	0	0	0	0	0	.000	.000	.000
Moreland, M	.294	17	17	5	5	0	0	0	2	0	0	0	0	0	0	3	1	0	0	.294	.294	.588
Murphy, S	.400	7	5	2	2	0	0	0	1	0	1	0	1	0	1	0	0	0	0	.429	.400	.829
Pinder, C	.545	14	11	6	13	1	0	2	9	0	0	0	0	3	0	3	1	0	0	.643	1.182	1.825
Piscotty, S	.133	17	15	2	2	0	0	0	1	0	0	1	1	0	3	0	0	0	0	.133	.133	.369
Schwindel, F	.000	4	4	0	0	0	0	0	0	0	0	0	0	0	0	0	0	0	0	.000	.000	.000
Tom, K	.000	2	2	0	0	0	0	0	0	0	0	0	0	0	0	1	0	0	0	.000	.000	.000
Wilson, J	.000	1	1	0	0	0	0	0	0	0	0	0	0	0	0	0	0	0	0	.000	.000	.000
OAKLAND	.241	100	145	35	56	6	0	5	26	1	3	1	8	0	36	3	280	.386	.666			
OPPONENTS	.173	81	98	17	31	2	0	4	11	0	1	0	13	0	33	2	.268	.316	.584			

PLAYER TRANSACTIONS

- Feb. 27 Paul Blackburn outrighted to Las Vegas
- Mar. 15 Luis Barrera, Skye Bolt, Greg Deichmann, Grant Holmes, James Kaprielian and Miguel Romero optioned to Las Vegas; Wandisson Charles optioned to Midland; Dany Jiménez returned to Toronto (Rule 5); Frankie Montas reinstated from Covid-19 related injured list
- Mar. 21 Jordan Weems optioned to Las Vegas; Nik Turley claimed off waivers by the Chicago White Sox
- Mar. 24 Austin Allen optioned to Las Vegas
- Mar. 28 Seth Brown and Vimal Machin optioned to Las Vegas
- April 1 Reymin Guduan and Jed Lowrie selected from Las Vegas; Mike Fiers placed on the 10-day injured list retroactive to March 29 (lumbar strain); Trevor Rosenthal placed on the 10-day injured list retroactive to March 30 (right shoulder inflammation); Daulton Jefferies and A.J. Puk optioned to alternate site; Skye Bolt designated for assignment

OPENING DAY ROSTER

- Pitchers (13):** Chris Bassitt, Jake Diekman, Reymin Guduan, Cole Irvin, Adam Kolarek, Jesús Luzardo, Sean Manaea, Frankie Montas, Yusmeiro Petit, Sergio Romo, Burch Smith, Lou Trivino, J.B. Wendelken
- Catchers (2):** Aramis Garcia, Sean Murphy
- Infielders (7):** Elvis Andrus, Matt Chapman, Tony Kemp, Jed Lowrie, Mitch Moreland, Matt Olson, Chad Pinder
- Outfielders (4):** Mark Canha, Ramón Laureano, Stephen Piscotty, Ka'ai Tom

- April 5 Chad Pinder placed on the 10-day injured list (sprained left knee); A.J. Puk recalled from alternate site; Skye Bolt claimed off waivers by San Francisco; Mike Fiers sent to alternate site on a rehab assignment
- April 6 Reymin Guduan placed on the 10-day injured list (sprained left thumb); Burch Smith placed on the 10-day injured list retroactive to April 4 (strained right groin); Seth Brown and Jordan Weems recalled from alternate site
- April 8 A.J. Puk placed on the 10-day injured list retroactive to April 6 (left biceps strain); Deolis Guerra selected from alternate site; Trevor Rosenthal transferred to the 60-day injured list
- April 15 Reymin Guduan sent to Las Vegas on a rehab assignment

April 16	Stephen Piscotty placed on the paternity list; Vimal Machin recalled from alternate site	June 16	Ramón Laureano reinstated from the injured list; Skye Bolt optioned to Las Vegas
April 20	Stephen Piscotty reinstated from the paternity list; Ka'ai Tom designated for assignment; Reymin Guduan reinstated from the injured list and recalled as 27th man for the doubleheader	June 17	J.B. Wendelken sent to Las Vegas on a rehab assignment
April 21	Jordan Weems optioned to alternate site; Ka'ai Tom claimed off waivers by Pittsburgh	June 19	Stephen Piscotty placed on the 10-day injured list retroactive to June 17 (sprained left wrist); Skye Bolt recalled from Las Vegas
April 26	Mike Fiers reinstated from the injured list; Adam Kolarek optioned to alternate site	June 21	Jesús Luzardo optioned to Las Vegas; Domingo Acevedo selected from Las Vegas
May 2	J.B. Wendelken placed on the 10-day injured list (strained left oblique); Jesús Luzardo placed on the 10-day injured list (fractured left hand); Adam Kolarek and Jordan Weems recalled from alternate site	June 25	Mark Canha placed on the 10-day injured list (strained left hip); Vimal Machin recalled from Las Vegas
May 4	Aramis Garcia placed on the 10-day injured retroactive to May 2 (viral enteritis); Austin Allen recalled from Las Vegas	June 29	J.B. Wendelken reinstated from the injured list; Frank Schwindel selected from Las Vegas; Vimal Machin optioned to Las Vegas; Cam Bedrosian designated for assignment
May 5	Skye Bolt acquired from the San Francisco Giants for cash considerations	July 2	Cam Bedrosian elected free agency
May 6	Burch Smith sent to Las Vegas on a rehab assignment	July 3	Sam Moll selected from Las Vegas; Domingo Acevedo optioned to Las Vegas; Jordan Weems designated for assignment; Stephen Piscotty sent to Stockton on a rehab assignment
May 7	Mike Fiers placed on the 10-day injured list (sprained right elbow); Burch Smith reinstated from the injured list	July 4	Mitch Moreland placed on the injured list; Stephen Piscotty reinstated from the injured list
May 10	Chad Pinder sent to Las Vegas on a rehab assignment	July 5	Jordan Weems claimed off waivers by Arizona
May 11	A.J. Puk sent to Las Vegas on a rehab assignment	July 8	Chad Pinder placed on the 10-day injured list (strained right hamstring); Jacob Wilson selected from Las Vegas
May 12	James Kaprielian recalled from Las Vegas; Aramis Garcia reinstated from the injured list; Austin Allen and Jordan Weems optioned to Las Vegas	July 12	Frank Schwindel optioned to Las Vegas
May 14	Chad Pinder reinstated from the injured list; Vimal Machin optioned to Las Vegas	July 16	Mitch Moreland reinstated from the injured list; Frank Schwindel designated for assignment
May 18	Mitch Moreland placed on the 10-day injured list retroactive to May 15 (inflamed costochondral junction, left rib); Luis Barrera recalled from Las Vegas	July 17	Mark Canha reinstated from the injured list; Skye Bolt optioned to Las Vegas
May 21	Cam Bedrosian selected from Las Vegas; Adam Kolarek optioned to Las Vegas; Mike Fiers transferred to the 60-day injured list	July 18	Frank Schwindel claimed off waivers by the Chicago Cubs
May 27	Mitch Moreland reinstated from the injured list; Luis Barrera optioned to Las Vegas; Jesús Luzardo sent to Las Vegas on a rehab assignment	July 26	Andrew Chafin acquired from the Chicago Cubs with cash considerations for Greg Deichmann and minor leaguer Daniel Palencia
May 28	Reymin Guduan placed on the 10-day injured list retroactive to May 26 (strained right groin); Jordan Weems recalled from Las Vegas; A.J. Puk reinstated from the injured list and optioned to Las Vegas	July 27	Sam Moll optioned to Las Vegas
May 30	Jesús Luzardo reinstated from the injured list; Jordan Weems optioned to Las Vegas	July 28	Starling Marte acquired from the Miami Marlins with cash considerations for Jesús Luzardo
June 1	Ramón Laureano placed on the 10-day injured list retroactive to May 28 (strained right hip); Skye Bolt recalled from Las Vegas	July 29	Jacob Wilson optioned to Las Vegas
June 5	Reymin Guduan sent to Las Vegas on a rehab assignment	July 30	Yan Gomes and Josh Harrison acquired from the Washington Nationals with cash for minor leaguers Richard Guasch, Drew Millas and Seth Shuman; Domingo Acevedo and Jacob Wilson designated for assignment
June 8	Reymin Guduan reinstated from the injured list and designated for assignment	July 31	James Kaprielian placed on the 10-day injured list retroactive to July 28 (right shoulder impingement); Aramis Garcia optioned to Las Vegas
June 10	Reymin Guduan outrighted to Las Vegas	Aug. 1	Daulton Jefferies recalled from Las Vegas; Seth Brown optioned to Las Vegas
		Aug. 2	Jacob Wilson claimed off waivers by the Houston Astros; Domingo Acevedo released
		Aug. 6	Ramón Laureano suspended for 80 games for violating Major League Baseball's Joint

	Drug Prevention and Treatment Program; Seth Brown recalled from Las Vegas	Sept. 14	Domingo Acevedo selected from Las Vegas; Burch Smith designated for assignment; Mike Fiers sent to Las Vegas on a rehab assignment
Aug. 8	James Kaprielian reinstated from the injured list; Daulton Jefferies optioned to Las Vegas	Sept. 16	Burch Smith outrighted to Las Vegas
Aug. 10	A.J. Puk recalled from Las Vegas; J.B. Wendleken designated for assignment	Sept. 18	Sam Moll recalled from Las Vegas; Daulton Jefferies placed on the 10-day injured list retroactive to Sept. 15 (right elbow ulnar neuritis)
Aug. 11	J.B. Wendelken claimed off waivers by Arizona	Sept. 20	Michael Feliz claimed off waivers from Boston; Aramis Garcia designated for assignment
Aug. 14	Elvis Andrus placed on paternity list; Vimaél Machín recalled from Las Vegas	Sept. 21	Miguel Romero optioned to Las Vegas
Aug. 15	Chad Pinder sent to Las Vegas on a rehab assignment	Sept. 22	Aramis Garcia released
Aug. 17	Elvis Andrus reinstated from paternity list; Vimaél Machín optioned to Las Vegas	Sept. 23	Chris Bassitt reinstated from the injured list; Sam Moll placed on the paternity list
Aug. 18	Chris Bassitt placed on the 10-day injured list (right facial fracture); Paul Blackburn selected from Las Vegas	Sept. 26	Elvis Andrus placed on the 10-day injured list (fractured left fibula); Jed Lowrie placed on the 10-day injured list (sprained right hand); Sam Moll reinstated from the paternity list; Vimaél Machín recalled from Las Vegas
Aug. 20	Chad Pinder reinstated from the injured list; Seth Brown optioned to Las Vegas	Sept. 27	Luis Barrera recalled from Las Vegas; Michael Feliz designated for assignment
Aug. 21	Stephen Piscotty placed on the 10-day injured list (sprained left wrist); Seth Brown recalled from Las Vegas	Sept. 30	Mike Fiers returned from rehab assignment
Aug. 27	Seth Brown placed on the injured list (positive Covid-19 test); Daulton Jefferies recalled from Las Vegas	Oct. 1	Pete Kozma selected from Las Vegas; Vimaél Machín placed on injured list (stomach illness); Michael Feliz released
Aug. 31	Mitch Moreland placed on the injured list retroactive to Aug. 27 (left wrist tendinitis); Skye Bolt recalled from Las Vegas	Oct. 4	Elvis Andrus, Daulton Jefferies, Jed Lowrie, Vimaél Machín, Mitch Moreland and Stephen Piscotty reinstated from the injured list
Sept. 1	Khris Davis selected from Las Vegas; Austin Allen recalled from Las Vegas	Oct. 18	Pete Kozma outrighted to Las Vegas
Sept. 3	Frankie Montas placed on the restricted list; Sam Moll recalled from Las Vegas	Nov. 3	Mike Fiers and Trevor Rosenthal reinstated from the injured list; Mark Canha, Khris Davis, Mike Fiers, Yan Gomes, Josh Harrison, Jed Lowrie, Starling Marte, Mitch Moreland, Yusmeiro Petit, Sergio Romo and Trevor Rosenthal elected free agency
Sept. 7	Frankie Montas reinstated from the restricted list; Sam Moll optioned to Las Vegas		
Sept. 8	Miguel Romero recalled from Las Vegas; A.J. Puk optioned to Las Vegas		
Sept. 9	Seth Brown sent to Stockton on a rehab assignment		
Sept. 10	Seth Brown reinstated from the injured list; Austin Allen optioned to Las Vegas		

FINAL SPRING TRAINING STATISTICS

BATTING

PLAYER	AVG	G	AB	R	H	TB	2B	3B	HR	RBI	SH	SF	HP	BB	IBB	SO	SB	CS	DP	E	OBP	SLG	OPS
Allen, A	.261	12	23	2	6	12	3	0	1	2	0	0	0	1	0	7	0	0	1	0	.292	.522	.813
Allen, N	.290	25	31	5	9	12	3	0	0	5	0	0	1	1	0	4	0	0	1	0	1.333	.387	.720
Andrus, E	.186	16	43	5	8	13	3	1	0	5	0	0	1	3	0	8	0	1	1	2	.255	.302	.558
Barrera, L	.267	9	15	4	4	5	1	0	0	3	0	0	1	2	0	5	1	0	0	0	.389	.333	.722
Bolt, S	.182	8	11	3	2	3	1	0	0	1	0	1	0	3	0	1	0	0	0	0	.333	.273	.606
Brown, S	.226	23	31	6	7	19	3	0	3	7	0	1	0	7	0	12	0	0	0	0	1.359	.613	.972
Canha, M	.167	17	42	3	7	7	0	0	0	0	0	0	1	11	0	12	1	1	2	1	.352	.167	.518
Chapman, M	.179	18	39	6	7	18	2	0	3	3	0	0	14	0	12	0	0	0	0	2	.396	.462	.858
Davidson, L	.429	13	14	5	6	10	1	0	1	7	0	0	0	3	0	3	1	0	0	0	.529	.714	1.244
Deichmann, G	.059	15	17	1	1	1	0	0	0	0	0	0	0	2	0	7	0	0	0	1	.158	.059	.217
Diaz, E	.250	18	12	3	3	5	2	0	0	5	0	1	0	1	0	5	0	0	0	2	.286	.417	.702
Garcia, A	.370	14	27	5	10	13	3	0	0	7	0	1	0	6	0	10	0	0	0	2	.471	.481	.952
Kemp, T	.303	19	33	7	10	19	4	1	1	4	0	1	3	6	0	7	1	0	2	0	.442	.576	1.018
Kozma, P	.286	25	42	11	12	18	3	0	1	8	0	2	1	2	0	7	0	0	1	3	.319	.429	.748
Laureano, R	.357	13	28	9	10	23	3	2	2	10	0	0	1	9	0	6	2	0	0	0	.526	.821	1.348
Lowrie, J	.265	13	34	5	9	19	4	0	2	5	0	1	0	2	0	8	0	0	0	0	.297	.559	.856
Machin, V	.286	23	49	8	14	16	2	0	0	9	0	0	0	3	0	6	0	0	2	1	.327	.327	.654
McCann, K	.400	5	5	1	2	2	0	0	0	1	0	0	0	0	0	3	1	0	0	0	1.400	.400	.800
Moreland, M	.200	15	35	2	7	10	3	0	0	5	0	1	1	4	0	9	0	0	0	0	.293	.286	.578
Murphy, S	.273	9	22	6	6	15	3	0	2	4	0	0	0	3	0	7	0	0	1	0	.360	.682	1.042
Olson, M	.327	18	49	11	16	39	5	0	6	18	0	1	0	2	0	14	0	0	1	1	.346	.796	1.142
Peña, F	.357	12	14	4	5	10	2	0	1	5	0	0	1	0	0	4	0	0	0	0	.400	.714	1.114
Pérez, C	.304	15	23	3	7	8	1	0	0	2	0	0	0	1	0	2	0	0	0	0	.333	.348	.681
Pinder, C	.356	19	45	12	16	30	3	1	3	7	0	0	1	7	0	9	1	0	2	0	.453	.667	1.119
Piscotty, S	.194	15	36	4	7	14	1	0	2	8	0	2	2	4	0	13	0	0	1	0	.295	.389	.684
Reed, B	.167	15	24	6	4	11	1	0	2	6	0	0	0	1	0	9	1	0	0	0	.200	.458	.658
Schwindel, F	.294	23	34	8	10	18	2	0	2	3	0	0	0	2	0	7	0	0	0	1	.333	.529	.863
Soderstrom, T	.400	10	10	1	4	7	3	0	0	1	0	0	0	0	0	3	0	0	1	0	.400	.700	1.100
Thomas, C	.292	25	24	5	7	10	1	1	0	3	0	1	1	6	0	7	0	0	0	0	.438	.417	.854
Tom, K	.310	12	29	8	9	16	2	1	1	6	0	0	1	4	0	8	0	0	0	0	.412	.552	.964
Wilson, J	.238	18	21	2	5	7	2	0	0	1	0	0	0	2	0	5	0	0	0	0	.304	.333	.638
OAKLAND	.267	28	862	161	230	410	67	7	33	151	0	13	16	112	0	220	9	2	16	21	.357	.476	.833
OPPONENTS	.228	28	826	116	188	332	53	5	27	106	0	8	15	90	0	229	6	11	16		.312	.402	.714

2021 RELIEF PITCHER EFFECTIVENESS

	Inherited Runners	Inherited Runners Scored	Inherited Runners Scored Percent	First Batters	Save Situations
Acevedo	0	0	—	3 for 9 (1 bb)	0 for 0
Bedrosian	2	0	0.0	2 for 8 (1 bb)	0 for 0
Chafin	9	5	55.6	6 for 24 (3 bb, 1 sf)	5 for 7
Diekmann	17	7	41.2	12 for 55 (8 bb, 3 hbp)	7 for 14
Feliz	0	0	—	0 for 1	0 for 0
Guduan	3	2	66.7	5 for 10 (1 sf)	0 for 1
Guerra	20	6	30.0	10 for 50 (2 bb, 1 hbp)	0 for 0
Jefferies	5	0	0.0	1 for 4	0 for 0
Kaprielian	0	0	—	0 for 2 (1 hbp)	0 for 0
Kolarek	9	6	66.7	4 for 11 (1 sh)	0 for 0
Luzardo	0	0	—	1 for 7	0 for 0
Moll	2	0	0.0	1 for 8	0 for 0
Moreland	0	0	—	0 for 1	0 for 0
Petit	44	15	34.1	19 for 72 (5 bb, 1 sf)	2 for 8
Puk	2	0	0.0	3 for 12	0 for 2
Romo	24	12	50.0	18 for 62 (2 bb, 2 hbp)	3 for 7
Smith	14	6	42.9	11 for 30 (1 bb)	0 for 1
Tom	0	0	—	0 for 1	0 for 0
Trivino	16	2	12.5	13 for 64 (6 bb, 1 hbp)	22 for 26
Weems	2	0	0.0	0 for 3 (2 bb)	0 for 0
Wendelken	11	3	27.3	3 for 22 (4 bb)	0 for 1

PITCHING

PLAYER	W	L	ERA	G	GS	CG	GF	SHO	SV	IP	H	R	ER	HR	HB	BB	IBB	SO	WP	BK	AVG
Acevedo, D	0	0	4.91	5	0	0	0	0	0	3.2	3	2	2	0	0	1	0	2	0	0	.231
Alvarado, C	0	0	0.00	1	0	0	0	0	0	1.0	0	0	0	0	0	1	0	0	0	0	.000
Angulo, A	0	1	27.00	4	0	0	2	0	0	2.2	7	8	8	1	1	4	0	1	2	0	.467
Bassitt, C	2	0	1.74	3	3	0	0	0	0	10.1	7	2	2	1	0	2	0	12	0	0	.179
Blackburn, P	0	0	4.50	2	0	0	1	0	0	2.0	4	1	1	0	0	2	0	1	0	0	.444
Blackham, M	1	0	2.57	7	0	0	3	0	1	7.0	4	2	2	0	0	2	0	10	0	0	.182
Bracewell, B	0	0	0.00	4	0	0	0	0	0	5.0	3	0	0	0	0	1	0	4	0	0	.176
Charles, W	0	0	4.50	2	0	0	0	0	0	2.0	3	1	1	0	0	0	0	0	0	0	.333
Conley, B	0	0	4.50	2	0	0	2	0	0	2.0	3	1	1	1	0	0	0	3	0	0	.333
Criswell, J	0	1	54.00	1	0	0	0	0	0	0.2	1	4	4	0	1	2	0	0	0	0	.333
Diekman, J	1	0	0.00	6	0	0	0	0	0	6.0	0	0	0	0	0	1	0	7	0	0	.000
Dunshee, P	0	1	9.00	2	2	0	0	0	0	5.0	6	5	5	2	0	2	0	2	1	0	.300
DuRapau, M	0	0	3.86	3	0	0	1	0	0	2.1	4	1	1	0	0	0	0	3	0	0	.364
Guduan, R	0	0	0.96	9	0	0	3	0	1	9.1	3	1	1	0	0	1	0	5	0	0	.103
Guerra, D	0	0	0.00	7	0	0	3	0	0	6.2	3	0	0	0	0	3	0	12	0	0	.136
Holmes, G	1	0	1.50	3	2	0	1	0	1	6.0	2	1	1	0	1	2	0	6	0	0	.111
Howard, B	1	0	0.00	3	0	0	1	0	0	4.1	3	0	0	0	0	1	0	5	0	0	.188
Irvin, C	1	1	1.00	5	3	0	2	0	0	18.0	10	2	2	1	0	3	0	18	0	0	.169
Jackson, Z	0	0	0.00	2	0	0	2	0	1	1.2	0	0	0	0	0	5	0	0	1	0	.000
Jefferies, D	3	0	1.50	6	4	0	0	0	0	18.0	10	6	3	3	2	6	0	24	0	0	.156
Jiménez, B	0	0	6.00	3	0	0	0	0	0	3.0	3	4	2	1	0	2	0	3	1	0	.231
Kaprielian, J	0	0	0.00	2	1	0	0	0	0	3.0	3	0	0	0	1	0	0	3	1	0	.273
Kolarek, A	0	1	6.75	7	0	0	0	0	0	8.0	9	8	6	2	3	3	0	6	0	0	.281
Luzardo, J	1	1	4.22	3	3	0	0	0	0	10.2	8	6	5	1	0	4	0	11	1	0	.205
Manaea, S	3	1	5.28	4	4	0	0	0	0	15.1	15	10	9	0	3	9	0	17	2	0	.250
Mariñez, E	0	0	0.00	1	0	0	0	0	0	1.0	1	0	0	0	0	0	0	2	0	0	.250
Montas, F	0	1	6.75	3	3	0	0	0	0	8.0	9	6	6	1	1	4	0	8	0	0	.290
Petit, Y	1	0	9.53	6	0	0	0	0	0	5.2	11	6	6	2	0	2	0	6	0	0	.393
Puk, A	1	0	5.87	3	2	0	0	0	0	7.2	6	5	5	1	1	3	0	8	1	0	.222
Romero, M	0	0	0.00	2	0	0	1	0	0	2.0	1	0	0	0	1	0	0	3	0	0	.143
Romo, S	0	0	6.75	4	1	0	0	0	0	4.0	4	3	3	2	0	2	0	8	0	1	.250
Rosenthal, T	0	0	2.25	4	0	0	0	0	0	4.0	5	2	1	0	0	3	0	4	1	0	.357
Schlitter, B	0	1	6.00	3	0	0	0	0	0	3.0	2	4	2	1	0	4	0	2	1	0	.182
Smith, B	0	0	6.48	7	0	0	0	0	0	8.1	13	6	6	2	0	1	0	8	0	0	.351
Trivino, L	0	0	0.00	7	0	0	1	0	1	7.1	1	0	0	0	0	3	0	8	0	0	.043
Turley, N	0	1	20.77	5	0	0	4	0	0	4.1	10	10	10	4	0	4	0	8	0	0	.435
Weems, J	0	0	4.50	6	0	0	1	0	1	6.0	5	3	3	1	0	4	0	4	0	0	.227
Wendelken, J	0	0	6.14	7	0	0	0	0	0	7.1	6	6	5	0	0	3	0	5	0	0	.222
OAKLAND	16	10	4.17	28	28	0	28	2	6	222.1	188	116	103	27	15	90	0	229	12	1	.228
OPPONENTS	10	16	5.85	28	28	0	28	1	4	220.0	230	161	143	33	16	112	0	220	13	1	.267

SPRING TRAINING RESULTS

DATE	OPPONENT	SCORE	RECORD	WINNER	LOSER	ATTEND.	HOME CUM.
Feb. 28	Los Angeles (NL)	L, 1-2 (7)	0-1	Jackson	Angulo	1,998	1,998
Mar. 1	Cincinnati	W, 13-5 (7)	1-1	Blackham	Ramirez	1,335	3,333
Mar. 2	at Milwaukee	W, 2-1 (7)	2-1	Howard	Jankins	1,866	
Mar. 3	at Colorado	L, 7-10 (7)	2-2	Lawrence	Criswell	2,100	
Mar. 4	OFF DAY						
Mar. 5	Los Angeles (AL)	L, 3-7 (7)	2-3	Sandoval	Schlitter	1,998	5,331
Mar. 6	at Seattle	T, 1-1 (7)	2-3-1	—	—	1,865	
Mar. 7	Cleveland	W, 9-4 (7)	3-3-1	Holmes	Plutko	1,998	7,329
Mar. 8	at Kansas City	L, 3-10 (7)	3-4-1	Singer	Dunshee	2,036	
Mar. 9	at Chicago (NL)	L, 8-9 (7)	3-5-1	Jewell	Turley	3,423	
Mar. 10	Milwaukee	W, 9-1 (7)	4-5-1	Bassitt	Hader	1,998	9,327
Mar. 11	at Texas	W, 6-0 (7)	5-5-1	Luzardo	Bahr		
Mar. 12	San Diego	W, 5-4	6-5-1	Jefferies	Miller	1,998	11,325
Mar. 13	at Cincinnati	W, 5-2 (7)	7-5-1	Manaea	Hoffman	2,211	
Mar. 14	Chicago (AL)	L, 0-1	7-6-1	Heuer	Irvin	1,998	13,323
Mar. 15	at Cleveland	L, 3-7	7-7-1	Quantrell	Kolarek	2,211	
Mar. 16	at Arizona	L, 3-12	7-8-1	Bumgarner	Luzardo	2,232	
Mar. 17	Kansas City	W, 10-5	8-8-1	Diekman	Minor	1,998	15,321
Mar. 18	at San Diego	W, 4-2	9-8-1	Manaea	Baez	1,929	
Mar. 19	Chicago (NL)	L, 1-6	9-9-1	Davies	Montas	1,998	17,319
Mar. 20	at Los Angeles (AL)	W, 11-2	10-9-1	Bassitt	Barria	2,032	
Mar. 21	OFF DAY						
Mar. 22	Arizona	T, 4-4	10-9-2	—	—	1,998	19,317
Mar. 23	Colorado	W, 4-1	11-9-2	Jefferies	Freeland	1,998	21,315
Mar. 24	at Chicago (AL)	W, 14-4	12-9-2	Manaea	Lynn	2,258	
Mar. 25	Seattle	W, 8-5	13-9-2	Petit	Lail	1,998	23,313
Mar. 26	at Los Angeles (NL)	W, 11-0 (8)	14-9-2	Irvin	Kershaw	2,375	
Mar. 27	Texas	W, 5-1	15-9-2	Puk	Gibson	1,998	25,311
Mar. 28	at San Francisco	W, 9-3	16-9-2	Jefferies	Moronta	1,631	
Mar. 29	San Francisco	L, 2-7	16-10-2	Webb	Manaea	1,998	27,309

A'S STARTS IN THE BATTING ORDER, 2021

PLAYER	1	2	3	4	5	6	7	8	9
Allen	-	-	-	-	-	-	-	1	1
Andrus	-	17	-	-	-	-	15	37	72
Barrera	-	-	-	-	-	-	-	1	1
Bolt	-	-	-	-	-	-	1	4	7
Brown	-	7	-	5	6	17	17	15	2
Canha	105	2	-	9	9	11	3	-	-
Chapman	-	15	1	29	46	33	21	5	-
Davis	-	-	-	-	1	1	9	3	-
Garcia	-	-	-	-	-	-	2	3	22
Gomes	-	-	-	8	9	5	3	6	2
Harrison	28	-	-	-	10	3	6	-	-
Kemp	17	10	-	-	-	1	13	23	26
Kozma	-	-	-	-	-	-	-	-	3
Laureano	12	25	22	14	9	3	2	-	-
Lowrie	-	18	15	39	26	20	-	-	-
Machin	-	-	-	-	-	-	-	4	7
Marte	-	55	-	-	-	-	-	-	-
Moreland	-	2	-	18	15	20	6	3	-
Murphy	-	-	2	8	15	27	29	28	-
Olson	-	6	121	28	1	-	-	-	-
Pinder	-	5	1	4	15	7	13	10	3
Piscotty	-	-	-	-	-	14	20	15	1
Schwindel	-	-	-	-	-	-	-	2	2
Tom	-	-	-	-	-	-	2	1	1
Wilson	-	-	-	-	-	-	-	1	2